

**MAXFINE**  
FMG FABBRICA  
MARMITE GRANITI lròs

**ICONS 2023**

## PRINTED and DIGITAL

Un concept innovativo di catalogo generale, in sinergia tra cartaceo e digitale: più funzionale, più sostenibile.

An innovative general catalogue concept, establishing a new synergy between print and digital media: more practical, and more sustainable!

Un concept de catalogue général innovant en parfait équilibre entre version papier et numérique : plus fonctionnel, plus durable.

Ein innovatives Gesamtkatalogkonzept in Synergie zwischen Papier und digitaler Technik: funktioneller und nachhaltiger.

### icons 2023 (printed/digital)



Icons 2023 è il pratico range book che riepiloga la gamma, disponibile in formato cartaceo e digitale. Da ogni pagina sono raggiungibili tramite QR code i relativi approfondimenti digitali: informazioni tecniche, certificati, gallerie di immagini e video.

Icons 2023 is a practical range book summing up the entire range, available in print and in digital form. A QR code on each page may be scanned to obtain more information digitally: technical information, certifications, and photo and video galleries.

Disponible au format papier et numérique, Icons 2023 est une nouvelle brochure récapitulant les gammes de produits. Chaque page fournit des codes QR permettant de consulter en ligne les approfondissements correspondants : informations techniques, certificats, galeries photos et vidéos.

Icons 2023 ist das praktische Sortimentsbuch mit einer Zusammenfassung des Sortiments, das in gedruckter und digitaler Form erhältlich ist. Von jeder Seite aus sind die relevanten digitalen Einblicke per QR-Code zugänglich: technische Informationen, Zertifikate, Bildergalerien und Videos.

### > image galleries (digital)



Digital magazine tematici con immagini, composizioni e clip video, da sfogliare su smartphone, tablet o postazioni fisse.

Digital magazines focusing on specific themes, featuring images, compositions and video clips, to browse on a smartphone, tablet or desktop computer.

Webzines thématiques présentant des photos, des compositions et des clips vidéo à feuilleter sur smartphone, tablette ou PC.

Digitale thematische Magazine mit Bildern, Kompositionen und Videoclips, die auf Smartphones, Tablets oder stationären Geräten aufgerufen werden können.

### > tech specs (digital)



Informazioni tecniche, dati, documenti e certificazioni da consultare e scaricare.

Technical information, data, documents and certifications to consult and download.

Des informations techniques, des données, des documents et des certifications à consulter et télécharger.

Technische Informationen, Daten, Dokumente und Zertifizierungen zum Nachschlagen und Herunterladen.

**MAXFINE**  
FMG FABBRICA  
MARMI E GRANITI très

**ICONS 2023**

**16 marmi**

- 29 ALPS HEART
- 52 AMAZONITE
- 50 AOSTA GREEN MARBLE
- 32 ARABESCATO
- 19 BIANCO LASA
- 24 BIANCO VENATO EXTRA
- 62 BLACK MARQUINIA
- 59 BLACK ONYX
- 53 BLUE DE SAVOIE
- 40 **BLUE TEMPEST MAXFINE**
- 46 BRAZILIAN BLUE
- 37 BRECCIA MEDICEA
- 22 CALACATTA
- 35 CALACATTA GREY
- 34 CALACATTA ORO
- 49 CONNEMARBLE IRISH
- 20 DELICATO CREMO
- 56 EMPERADOR
- 26 EXTRA WHITE
- 55 GAUDI STONE EXTRA
- 58 GRIGIO ALPI CARNIA
- 60 KUROCA
- 44 NUVOLATO GRIGIO
- 48 OCEAN WHITE
- 36 **PANDA WHITE MAXFINE**
- 38 **PATAGONIA MAXFINE**
- 57 ROSSO LEPANTO
- 61 SAHARA NOIR
- 18 STATUARIO DELICATO
- 28 STATUARIO LIGHT
- 54 STONE GREY
- 30 THASSOS
- 45 TRAMBISERRA GREY
- 43 TRAVERTINO
- 42 TRAVERTINO CLASSICO
- 31 VEINED WHITE
- 51 VERDE PERSIA
- 21 WHITE CALACATTA

**64 graniti**

- 66 **ALASKA WHITE MAXFINE**
- 67 **CELESTE ARAN MAXFINE**
- 69 **DEEP NORWAY MAXFINE**
- 68 **LABRADORITE MAXFINE**

**70 preciousity slabs**

- 84 AGATA ATENA
- 86 AGATA BLACK
- 85 AGATA BLU
- 82 GEMSTONE GEM PEARL
- 83 GEMSTONE GEM ROSE
- 76 ONICE ALABASTRINO
- 79 ONICE AVORIO
- 74 ONICE GHIACCIO
- 78 ONICE GIADA
- 80 ONICE GRIGIO
- 77 ONICE MALAGA
- 73 ONICE ORO
- 72 ONICE PERLA
- 75 ONICE REALE
- 81 ONICE VERDE

**88 pietre e metalli**

- 107 ART STONE ABYSS GREY
- 106 ART STONE INTENSIVE WHITE
- 108 ART STONE MYSTIC BLACK
- 105 CITYSTONE BROWN
- 104 CITYSTONE DOVE
- 103 CITYSTONE GREY
- 102 CITYSTONE PEARL
- 111 IRON BLACK
- 110 IRON BRONZE
- 109 IRON GREY
- 98 **JATOBA BROWN MAXFINE**
- 91 LAVICA BEIGE
- 94 LAVICA BLACK
- 93 LAVICA DARK
- 92 LAVICA GREY
- 90 LAVICA PEARL
- 96 LIMESTONE ASH
- 97 LIMESTONE DEEP
- 95 LIMESTONE MOON
- 99 LUNAR STONE
- 101 TUSCANY STONE
- 100 TYROL STONE

**112 design**

- 123 CHROMOCODE3D IVORY BLACK
- 122 CHROMOCODE3D TITANIUM WHITE
- 121 HIGHWAY BLACK
- 120 HIGHWAY GREY
- 119 HIGHWAY WHITE
- 118 WALK-ON DUSK
- 116 WALK-ON HAZEL
- 115 WALK-ON SAND
- 117 WALK-ON SILVER
- 114 WALK-ON SNOW



**124 iris ceramica**

- 129 AVENUE AMBER
- 126 AVENUE IVORY
- 128 AVENUE PLUMB
- 127 AVENUE SILVER
- 131 METAL BLACK
- 130 METAL WHITE

**MAXFINE**  
FMG FABBRICA  
MARMI E GRANITI très

**ICONS 2023**

## exclusive and unique

Il fascino di marmi preziosi e rare superfici naturali si esalta in creazioni che ne esprimono la bellezza più idealizzata e iconica. Ogni materiale è un risultato esclusivo e unico, raggiunto grazie alla creatività, sapienza tecnica e cultura del prodotto che il mondo riconosce a Maxfine di FMG Fabbrica Marmi e Graniti.

Tout le charme des marbres les plus somptueux et des surfaces naturelles les plus rares prend corps dans des créations qui déclinent leur beauté sous des formes idéalisées et iconiques. Chaque matériau devient luxueux et unique grâce à la créativité, au savoir-faire technique et à la culture du produit qui distinguent Maxfine de FMG Fabbrica Marmi e Graniti aux yeux du monde entier.

The attraction of precious marbles and rare natural surfaces is underlined in creations expressing their idealised, iconic beauty.

Every material is a unique and exclusive result achieved thanks to the universally acknowledged creativity, technical skill and culture of design of Maxfine slabs, produced by FMG Fabbrica Marmi e Graniti.

Der Charme kostbarer Marmore und seltener natürlicher Oberflächen kommt besonders zur Geltung bei Kreationen, bei denen die stark idealisierten und ikonischen Seiten ihrer Schönheit zum Ausdruck kommen.

Jedes Material ist ein einmaliges Ergebnis, das dank der Kreativität, des Know-hows und der Produktkultur erreicht wird, für die Maxfine von FMG Fabbrica Marmi e Graniti weltweit ein Begriff ist.

# ICONS

Jatoba Brown Maxfine, lapped





# DETAILS



## new milestones in authenticity

Le lastre Maxfine si distinguono per la profondità delle sfumature, l'eleganza del disegno, la purezza dei bianchi, la precisione di ogni dettaglio. Passione e talento si combinano con tecnologie d'avanguardia e materie prime pregiate, creando trasparenze e rilievi che definiscono nuovi traguardi di autenticità.

Les dalles MaxFine se distinguent par la profondeur de leurs nuances, l'élégance de leurs motifs, la pureté de leurs blancs, la précision de chacun de leurs détails. Passion et talent se conjuguent avec des technologies de dernière génération et des matières premières de tout premier choix pour donner naissance à des transparences et à des reliefs qui définissent de nouveaux niveaux d'authenticité.

Maxfine slabs stand out for the depth of their hues, the elegance of their designs, the purity of their whites, and the precision of all their details. Passion and talent are combined with cutting-edge technologies and prestigious raw materials, creating transparencies and reliefs marking new milestones in authenticity.

Neue Ziele der Authentizität  
Die Platten Maxfine zeichnen sich durch die Tiefe der Schattierungen, die Eleganz des Designs, die Reinheit der Weißen und die Präzision jedes Details aus.  
Leidenschaft und Talent verbinden sich mit modernster Technologie und edlen Rohstoffen, um Transparenzen und Reliefs zu schaffen, die neue Maßstäbe für die Authentizität setzen.

walking  
into the  
future

Nelle nostre fabbriche a emissioni zero nascono materiali unici, che si distinguono per innovazione, sostenibilità ed estetica. Superfici pensate per essere al servizio dell'uomo, fabbricate nel massimo rispetto dell'ambiente e delle persone: sicure, igieniche, durature, confortevoli. Anticipando i tempi, Iris Ceramica Group investe e innova con coraggio per costruire un futuro più sostenibile, creando la prima fabbrica ceramica al mondo che utilizza un blend di idrogeno verde.

**CRADLE TO CRADLE CERTIFIED® SILVER**  
Cradle to Cradle Certified® è uno degli standard globali più ambiziosi per la progettazione e la realizzazione di prodotti sicuri, circolari e responsabili.

Nos usines à émissions nulles nous permettent de fabriquer des matériaux uniques qui se distinguent en termes de beauté, d'innovation et de développement durable. Pensées pour être au service de l'homme, nos surfaces sont fabriquées dans le plus grand respect de l'environnement et des êtres humains : sûres et hygiéniques, elles sont aussi durables et confortables. En avance sur son temps, Iris Ceramica Group investit et innove courageusement afin d'assurer un futur plus durable et a créé la première usine de céramique au monde utilisant un mélange d'hydrogène vert.

**LA CERTIFICATION CRADLE TO CRADLE® SILVER**  
Cradle to Cradle Certified® est l'un des standards internationaux les plus ambitieux pour la conception et la réalisation de produits sûrs, circulaires et responsables.



More Info  
**CRADLE TO CRADLE**



Our zero emissions factories create unique materials that stand out for their innovation, sustainability and beauty. Surfaces designed to be at the service of people, made with the utmost respect for people and the environment: safe, hygienic, long-lasting and comfortable. The Iris Ceramica Group stays ahead of the times, investing and innovating courageously to build a more sustainable future, opening the world's first ceramics factory running on a blend of green hydrogen.

**CRADLE TO CRADLE CERTIFIED® SILVER**  
Cradle to Cradle Certified® is one of the most ambitious global standards for the design and production of safe, circular and responsible products.

In unseren emissionsfreien Fabriken werden einzigartige Materialien hergestellt, die sich durch Innovation, Nachhaltigkeit und Ästhetik auszeichnen. Oberflächen, die dem Menschen zu Diensten sein sollen, hergestellt mit größtem Respekt für die Umwelt und den Menschen: sicher, hygienisch, langlebig, komfortabel. Iris Ceramica Group ist ihrer Zeit voraus und investiert mutig und innovativ, um eine nachhaltigere Zukunft zu schaffen. Sie hat die erste Keramikfabrik der Welt gegründet, die eine grüne Wasserstoffmischung verwendet.

**CRADLE TO CRADLE® SILVER-ZERTIFIZIERUNG**  
Cradle to Cradle Certified® ist einer der anspruchsvollsten globalen Standards für das Design und die Herstellung von sicheren, kreislauffähigen und verantwortungsvollen Produkten.

# SUSTAINABILITY





everlasting  
natural  
surfaces

Solida e inalterabile, innescata da acqua e sole,  
la bellezza nasce da puri minerali,  
fuoco e altissime pressioni.

Solid and unalterable, the product of water and sunshine,  
beauty is born out of pure minerals,  
fire and ultra-high pressure.

Résistante et inaltérable, déclenchée par l'eau et le soleil,  
la beauté naît des minéraux purs,  
du feu et de très hautes pressions.

Fest und unveränderlich, ausgelöst durch Wasser und Sonne,  
die Schönheit entspringt aus reinen Mineralien,  
Feuer und höchstem Druck.




Alaska White Maxfine, lapped

✕ 0,6 CM

surface finishing

- LU** LUCIDATO  
E SQUADRATO
- LP** LAPPED  
E SQUADRATO
- GL** GLINT  
E SQUADRATO
- SY** SILKY  
E SQUADRATO
- PL** PRELUCIDATO  
E SQUADRATO
- N** NATURALE  
E SQUADRATO
- ST** STRUTTURATO  
E SQUADRATO
- M** METAL  
E SQUADRATO
- CH** CHROME  
E SQUADRATO
-  ACTIVE<sup>®</sup> SURFACES

sizes range



- ▲ 0,8 CM  
 1,00 CM  
 1,05 CM  
 2 CM
- surface finishing
- LUCIDATO E SQUADRATO
  - LEVIGATO E SQUADRATO
  - LEVIGATO LUCIDATO E SQUADRATO
  - LAPPATO E SQUADRATO
  - SILKY E SQUADRATO
  - STRUTTURATO E SQUADRATO
  - SABBIATO E SQUADRATO
  - FRAMED E SQUADRATO
  - SMOOTH E SQUADRATO
  - NATURALE E SQUADRATO
  - ANTISLIP E SQUADRATO
  - ★ ACTIVE® SURFACES

**MAXFINE + FMG**

Collezioni, materie e superfici possono coordinarsi componendo un ineguagliabile assortimento di materie, formati, spessori, finiture.

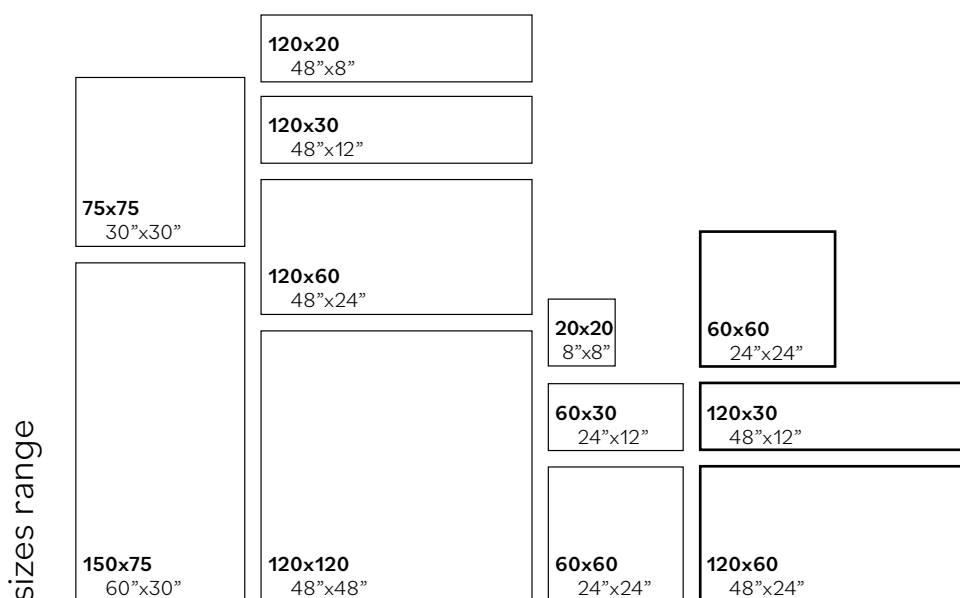
Collections, materials and surfaces can be coordinated to put together an unmatched assortment of materials, sizes, thicknesses and finishes.

Il est possible de jouer avec les collections, les matières et les surfaces pour composer un assortiment unique de matériaux, de formats, d'épaisseurs et de finitions


Kollektionen, Materialien und Oberflächen können so aufeinander abgestimmt werden, dass eine beispiellose Auswahl an Materialien, Formaten, Dicken und Oberflächen entsteht.



More Info  
[active-surfaces.com](http://active-surfaces.com)




marmi



**STATUARIO DELICATO**  
18



**BIANCO LASA**  
19



**DELICATO CREMA**  
20



**WHITE CALACATTA**  
21



**CALACATTA**  
22



**BIANCO VENATO EXTRA**  
24



**EXTRA WHITE**  
26



**STATUARIO LIGHT**  
28



**ALPS HEART**  
29



**THASSOS**  
30



**VEINED WHITE**  
31



**ARABESCATO**  
32



**CALACATTA ORO**  
34



**CALACATTA GREY**  
35




**PANDA WHITE MAXFINE**  
36



**BRECCIA MEDICEA**  
37



**PATAGONIA MAXFINE**  
38




**BLUE TEMPEST MAXFINE**  
40



**TRAVERTINO CLASSICO**  
42




**TRAVERTINO**  
43



**NUVOLATO GRIGIO**  
44



**TRAMBISERRA GREY**  
45




**BRAZILIAN BLUE**  
46



**OCEAN WHITE**  
48



**CONNERMARBLE IRISH**  
49



**AOSTA GREEN MARBLE**  
50



**VERDE PERSIA**  
51




**AMAZONITE**  
52



**BLUE DE SAVOIE**  
53




**STONE GREY**  
54



**GAUDI STONE EXTRA**  
55




**EMPERADOR**  
56



**ROSSO LEPANTO**  
57



**GRIGIO ALPI CARNIA**  
58



**BLACK ONYX**  
59



range  
inspiration  
effects

> image galleries (digital)



**KUROCA**  
60



**SAHARA NOIR**  
61



**BLACK  
MARQUINIA**  
62

graniti



**ALASKA WHITE  
MAXFINE**  
66



**CELESTE ARAN  
MAXFINE**  
67




**LABRADORITE  
MAXFINE**  
68



**DEEP NORWAY  
MAXFINE**  
69


preciosity slabs



**ONICE PERLA**  
72



**ONICE ORO**  
73



**ONICE GHIACCIO**  
74



**ONICE REALE**  
75



**ONICE  
ALABASTRINO**  
76



**ONICE MALAGA**  
77



**ONICE GIADA**  
78



**ONICE AVORIO**  
79



**ONICE GRIGIO**  
80



**ONICE VERDE**  
81




**GEMSTONE  
GEM PEARL**  
82




**GEMSTONE  
GEM ROSE**  
83



**AGATA ATENA**  
84



**AGATA BLU**  
85



**AGATA BLACK**  
86


pietre e metalli




LAVICA PEARL  
90



LAVICA BEIGE  
91



LAVICA GREY  
92



LAVICA DARK  
93



LAVICA BLACK  
94



LIMESTONE MOON  
95



LIMESTONE ASH  
96



LIMESTONE DEEP  
97




JATOBA BROWN  
MAXFINE  
98



LUNAR STONE  
99




TYROL STONE  
100



TUSCANY STONE  
101



CITYSTONE PEARL  
102



CITYSTONE GREY  
103




CITYSTONE DOVE  
104



CITYSTONE BROWN  
105



ART STONE  
INTENSIVE WHITE  
106



ART STONE  
ABYSS GREY  
107



ART STONE  
MYSTIC BLACK  
108



IRON GREY  
109



IRON BRONZE  
110



IRON BLACK  
111

range  
inspiration  
effects

> image galleries (digital)



design



**WALK ON SNOW**  
114



**WALK ON SAND**  
115



**WALK ON HAZEL**  
116



**WALK ON SILVER**  
117



**WALK ON DUSK**  
118




**HIGHWAY WHITE**  
119



**HIGHWAY GREY**  
120



**HIGHWAY BLACK**  
121



**CHROMOCODE 3D  
TITANIUM WHITE**  
122



**CHROMOCODE 3D  
IVORY BLACK**  
123

**iris**  
Ceramica


iris ceramica



**AVENUE IVORY**  
126




**AVENUE SILVER**  
127



**AVENUE PLUMB**  
128



**AVENUE AMBER**  
129



**METAL WHITE**  
130



**METAL BLACK**  
131



marmi

## range products

- 18 STATUARIO DELICATO
- 19 BIANCO LASA
- 20 DELICATO CREMO
- 21 WHITE CALACATTA
- 22 CALACATTA
- 24 BIANCO VENATO EXTRA
- 26 EXTRA WHITE
- 28 STATUARIO LIGHT
- 29 ALPS HEART
- 30 THASSOS
- 31 VEINED WHITE
- 32 ARABESCATO
- 34 CALACATTA ORO
- 35 CALACATTA GREY
- 36 **PANDA WHITE MAXFINE**
- 37 BRECCIA MEDICEA
- 38 **PATAGONIA MAXFINE**
- 40 **BLUE TEMPEST MAXFINE**
- 42 TRAVERTINO CLASSICO
- 43 TRAVERTINO
- 44 NUVOLATO GRIGIO
- 45 TRAMBISERRA GREY
- 46 BRAZILIAN BLUE
- 48 OCEAN WHITE
- 49 CONNEMARBLE IRISH
- 50 AOSTA GREEN MARBLE
- 51 VERDE PERSIA
- 52 AMAZONITE
- 53 BLUE DE SAVOIE
- 54 STONE GREY
- 55 GAUDI STONE EXTRA
- 56 EMPERADOR
- 57 ROSSO LEPANTO
- 58 GRIGIO ALPI CARNIA
- 59 BLACK ONYX
- 60 KUROCA
- 61 SAHARA NOIR
- 62 BLACK MARQUINIA

> image galleries (digital)



# STATUARIO DELICATO

product page  
201



Available faces

✕ 0,6 CM

**300x150** 120"x60"

**150x150** 60"x60"

**150x75** 60"x30"

**75x75** 30"x30"

**75x37,5** 30"x15"

LU LUCIDATO  
E SQUADRATO

PL PRELUCIDATO  
E SQUADRATO



# BIANCO LASA

product page  
200



Available faces

✂ 0,6 CM

**300x150** 120"x60"

**150x150** 60"x60"

**150x75** 60"x30"

**75x75** 30"x30"

**75x37,5** 30"x15"

LU LUCIDATO  
E SQUADRATO

PL PRELUCIDATO  
E SQUADRATO



# DELICATO CREMO

product page  
201



Available faces

✕ 0,6 CM

**300x150** 120"x60"

**150x150** 60"x60"

**150x75** 60"x30"

**75x75** 30"x30"

**75x37,5** 30"x15"

LU LUCIDATO  
E SQUADRATO


PL PRELUCIDATO  
E SQUADRATO





# WHITE CALACATTA

product page  
201



Available faces

✂ 0,6 CM

**300x150** 120"x60"

**150x150** 60"x60"

**150x75** 60"x30"

**75x75** 30"x30"

**75x37,5** 30"x15"

**270x120** 106"x48"

**120x120** 48"x48"

**LU** LUCIDATO  
E SQUADRATO

**SY** SILKY  
E SQUADRATO

**PL** PRELUCIDATO  
E SQUADRATO

## FMG SELECT White Calacatta

✂ 0,8 CM

✂ **120x60** 48"x24"

✂ **60x60** 24"x24"

**LU** LUCIDATO  
E SQUADRATO


**LA** LAPPATO  
E SQUADRATO

**N** NATURALE  
E SQUADRATO



# CALACATTA

product page  
200



Available faces

✂ 0,6 CM

✂ **300x150** 120"x60"  
**150x150** 60"x60"  
**150x75** 60"x30"  
**75x75** 30"x30"  
**75x37,5** 30"x15"

**300x100** 120"x40"  
**150x100** 60"x40"  
**100x100** 40"x40"

LU LUCIDATO  
E SQUADRATO

PL PRELUCIDATO  
E SQUADRATO

## FMG SELECT Calacatta

✂ 0,8 CM

✂ **120x60** 48"x24"  
**60x60** 24"x24"

LU LUCIDATO  
E SQUADRATO

LA LAPPATO  
E SQUADRATO

N NATURALE  
E SQUADRATO



# CALACATTA BOOK MATCH

product page  
200

✘ 0,6 CM

300x150 120"x60"

**LU** LUCIDATO  
E SQUADRATO

**PL** PRELUCIDATO  
E SQUADRATO

La mission di FMG è produrre materiali che rappresentino il massimo della bellezza, garantendo una disponibilità e una qualità che la pietra in natura non potrebbe offrire. Block A e Block B sono due lastre che permettono di riprodurre l'effetto del marmo "a macchia aperta" con venatura speculare. È un effetto che in natura è decisamente raro e prezioso, perché richiede una speciale lavorazione, partendo da particolari blocchi selezionati. Questi prototipi di bellezza "ideale", finora riservati a edifici di lusso, sono oggi disponibili con continuità grazie all'avanguardia tecnologica MAXFINE.

#### IMPIEGO

Le lastre Block A-Block B possono essere posate a coppie, orientandole come in foto o capovolte. Sono utilizzabili anche con composizioni multiple, replicando il modulo più volte.

FMG's mission is to produce materials that are the tops in beauty, guaranteeing availability and quality such that stone, in nature, would be unable to offer. Block A and Block B are two tiles that enable the effect of "book-matched" marble with mirror-image veining. This effect is definitely rare in nature and precious as it requires special processing, starting out from particular selected blocks.

These prototypes of "ideal" beauty, set aside so far for luxury buildings, are now available on a continuous basis thanks to MAXFINE avant-garde technology.

#### USE

Block A and Block B tiles can be laid in pairs, positioning them as shown in the photograph or turned upside down. They can also be used with multiple compositions, replicating the module more than once.

La mission de FMG est de produire des matériaux d'une beauté maximale tout en garantissant une disponibilité et une qualité que la pierre naturelle ne pourrait pas offrir.

Les deux carrelages grands formats Block A et Block B permettent de reproduire l'effet du marbre au veinage spéculaire dit « à livre ouvert ». Un effet particulièrement rare et précieux dans la nature étant donné qu'il exige une fabrication spéciale à partir de blocs sélectionnés.

Ces prototypes d'une beauté « idéale », réservés jusqu'à maintenant aux édifices de luxe, sont aujourd'hui disponibles en permanence grâce à l'avant-garde technologique MAXFINE.

#### UTILISATION

Les carrelages grands formats Block A-Block B peuvent être posés deux à deux soit en les orientant comme sur la photo soit en les retournant. En répliquant le module plusieurs fois, ils peuvent aussi être utilisés dans des compositions multiples.

Die Mission von FMG ist es Materialien herzustellen, die ein Maximum an Schönheit mit der Verfügbarkeit und einer Qualität kombinieren, die der Naturstein niemals bieten kann.

Block A und Block B sind zwei Platten, mit denen man den Effekt des Marmors "a macchia aperta" („offenes Buch“) mit spiegelgleicher Maserung reproduzieren kann. Es handelt sich um einen Effekt, der in der Natur sehr selten und wertvoll ist, denn hier bedarf es einer speziellen Verarbeitung, bei der von besonderen und ausgewählten Blöcken ausgegangen wird.

Diese Prototypen der "idealen" Schönheit, die bisher den Luxusbauten vorbehalten war, gibt es heute - dank des technologischen Fortschritts von MAXFINE - kontinuierlich.

#### VERWENDUNG

Die Platten Block A-Block B können paarweise verlegt werden, indem sie wie im Bild ausgerichtet werden oder aber auch auf dem Kopf. Sie lassen sich auch bei Mehrfachkompositionen im Quadrat oder in der Reihe benutzen, wobei das Modul mehrere Male wiederholt wird.




BLOCK A

BLOCK B



# BIANCO VENATO EXTRA

product page  
200



Available faces

✂ 0,6 CM

✂ **300x150** 120"x60"  
**150x150** 60"x60"  
**150x75** 60"x30"  
**75x75** 30"x30"  
**75x37,5** 30"x15"

**270x120** 106"x48"  
**120x120** 48"x48"

LU LUCIDATO  
E SQUADRATO

PL PRELUCIDATO  
E SQUADRATO

## FMG SELECT Bianco Venato Extra

✂ 0,8 CM

✂ **120x60** 48"x24"  
**60x60** 24"x24"

LU LUCIDATO  
E SQUADRATO

LA LAPPATO  
E SQUADRATO

N NATURALE  
E SQUADRATO



# BIANCO VENATO EXTRA BOOK MATCH

product page  
200

▲ 0,6 CM

\* 300x150 120"x60"

**LU** LUCIDATO  
E SQUADRATO

**PL** PRELUCIDATO  
E SQUADRATO

\* Disponibile a richiesta solo per ordini a book-match. Gli uffici commerciali sono a disposizione per informazioni su costi e tempi di consegna.

Available on request for book-match order only. Our sales offices are at your disposal to provide information on costs and delivery times.

Disponible sur demande seulement pour commandes a livre ouvert. Nos services commerciaux sont à votre entière disposition pour toutes informations sur les coûts et les délais de livraison.

Auf Anfrage verfügbar bei einer book-match Bestellung. Die Handelsabteilung informiert Sie gern bezüglich Verarbeitungsfristen und Produktionskosten.

La mission di FMG è produrre materiali che rappresentino il massimo della bellezza, garantendo una disponibilità e una qualità che la pietra in natura non potrebbe offrire. Block A e Block B sono due lastre che permettono di riprodurre l'effetto del marmo "a macchia aperta" con venatura speculare. È un effetto che in natura è decisamente raro e prezioso, perché richiede una speciale lavorazione, partendo da particolari blocchi selezionati. Questi prototipi di bellezza "ideale", finora riservati a edifici di lusso, sono oggi disponibile con continuità grazie all'avanguardia tecnologica MAXFINE.

**IMPIEGO** Le lastre Block A-Block B possono essere posate a coppie, orientandole come in foto o capovolte. Sono utilizzabili anche con composizioni multiple, replicando il modulo più volte.

FMG's mission is to produce materials that are the tops in beauty, guaranteeing availability and quality such that stone, in nature, would be unable to offer.

Block A and Block B are two tiles that enable the effect of "book-matched" marble with mirror-image veining. This effect is definitely rare in nature and precious as it requires special processing, starting out from particular selected blocks. These prototypes of "ideal" beauty, set aside so far for luxury buildings, are now available on a continuous basis thanks to MAXFINE avant-garde technology.

**USE** Block A and Block B tiles can be laid in pairs, positioning them as shown in the photograph or turned upside down. They can also be used with multiple compositions, replicating the module more than once.

La mission de FMG est de produire des matériaux d'une beauté maximale tout en garantissant une disponibilité et une qualité que la pierre naturelle ne pourrait pas offrir. Les deux carrelages grands formats Block A et Block B permettent de reproduire l'effet du marbre au veinage spéculaire dit « à livre ouvert ». Un effet particulièrement rare et précieux dans la nature étant donné qu'il exige une fabrication spéciale à partir de blocs sélectionnés. Ces prototypes d'une beauté « idéale », réservés jusqu'à maintenant aux édifices de luxe, sont aujourd'hui disponibles en permanence grâce à l'avant-garde technologique MAXFINE.

**UTILISATION** Les carrelages grands formats Block A-Block B peuvent être posés deux à deux soit en les orientant comme sur la photo soit en les retournant. En répliquant le module plusieurs fois, ils peuvent aussi être utilisés dans des compositions multiples.

Die Mission von FMG ist es Materialien herzustellen, die ein Maximum an Schönheit mit der Verfügbarkeit und einer Qualität kombinieren, die der Naturstein niemals bieten kann. Block A und Block B sind zwei Platten, mit denen man den Effekt des Marmors "a macchia aperta" („offenes Buch“) mit spiegelgleicher Maserung reproduzieren kann. Es handelt sich um einen Effekt, der in der Natur sehr selten und wertvoll ist, denn hier bedarf es einer speziellen Verarbeitung, bei der von besonderen und ausgewählten Blöcken ausgegangen wird. Diese Prototypen der "idealen" Schönheit, die bisher den Luxusbauten vorbehalten war, gibt es heute - dank des technologischen Fortschritts von MAXFINE - kontinuierlich.

**VERWENDUNG** Die Platten Block A-Block B können paarweise verlegt werden, indem sie wie im Bild ausgerichtet werden oder aber auch auf dem Kopf. Sie lassen sich auch bei Mehrfachkompositionen im Quadrat oder in der Reihe benutzen, wobei das Modul mehrere Male wiederholt wird.



BLOCK A

BLOCK B



# EXTRA WHITE

product page  
201



Available faces

▲ 0,6 CM

**300x150** 120"x60"

**150x150** 60"x60"

**150x75** 60"x30"

**75x75** 30"x30"

**75x37,5** 30"x15"

**LU** LUCIDATO  
E SQUADRATO

**PL** PRELUCIDATO  
E SQUADRATO



# EXTRA WHITE BOOK MATCH

product page  
201

▲ 0,6 CM

\* 300x150 120"x60"

**LU** LUCIDATO  
E SQUADRATO

\* Disponibile a richiesta solo per ordini a book-match. Gli uffici commerciali sono a disposizione per informazioni su costi e tempi di consegna.

Available on request for book-match order only. Our sales offices are at your disposal to provide information on costs and delivery times.

Disponible sur demande seulement pour commandes a livre ouvert. Nos services commerciaux sont à votre entière disposition pour toutes informations sur les coûts et les délais de livraison.

Auf Anfrage verfügbar bei einer book-match Bestellung. Die Handelsabteilung informiert Sie gern bezüglich Verarbeitungsfristen und Produktionskosten.

La mission di FMG è produrre materiali che rappresentino il massimo della bellezza, garantendo una disponibilità e una qualità che la pietra in natura non potrebbe offrire. Block A e Block B sono due lastre che permettono di riprodurre l'effetto del marmo "a macchia aperta" con venatura speculare. È un effetto che in natura è decisamente raro e prezioso, perché richiede una speciale lavorazione, partendo da particolari blocchi selezionati. Questi prototipi di bellezza "ideale", finora riservati a edifici di lusso, sono oggi disponibile con continuità grazie all'avanguardia tecnologica MAXFINE.

**IMPIEGO** Le lastre Block A-Block B possono essere posate a coppie, orientandole come in foto o capovolte. Sono utilizzabili anche con composizioni multiple, replicando il modulo più volte.

FMG's mission is to produce materials that are the tops in beauty, guaranteeing availability and quality such that stone, in nature, would be unable to offer. Block A and Block B are two tiles that enable the effect of "book-matched" marble with mirror-image veining. This effect is definitely rare in nature and precious as it requires special processing, starting out from particular selected blocks. These prototypes of "ideal" beauty, set aside so far for luxury buildings, are now available on a continuous basis thanks to MAXFINE avant-garde technology.

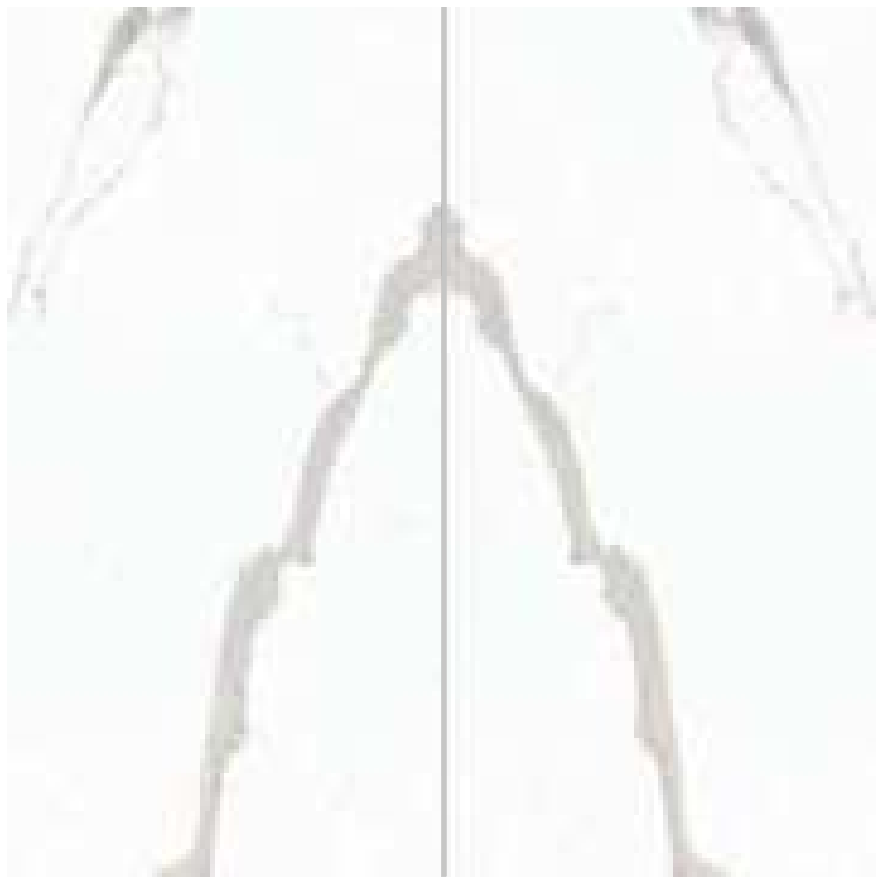
**USE** Block A and Block B tiles can be laid in pairs, positioning them as shown in the photograph or turned upside down. They can also be used with multiple compositions, replicating the module more than once.

La mission de FMG est de produire des matériaux d'une beauté maximale tout en garantissant une disponibilité et une qualité que la pierre naturelle ne pourrait pas offrir. Les deux carrelages grands formats Block A et Block B permettent de reproduire l'effet du marbre au veinage spéculaire dit « à livre ouvert ». Un effet particulièrement rare et précieux dans la nature étant donné qu'il exige une fabrication spéciale à partir de blocs sélectionnés. Ces prototypes d'une beauté « idéale », réservés jusqu'à maintenant aux édifices de luxe, sont aujourd'hui disponibles en permanence grâce à l'avant-garde technologique MAXFINE.

**UTILISATION** Les carrelages grands formats Block A-Block B peuvent être posés deux à deux soit en les orientant comme sur la photo soit en les retournant. En répliquant le module plusieurs fois, ils peuvent aussi être utilisés dans des compositions multiples.

Die Mission von FMG ist es Materialien herzustellen, die ein Maximum an Schönheit mit der Verfügbarkeit und einer Qualität kombinieren, die der Naturstein niemals bieten kann. Block A und Block B sind zwei Platten, mit denen man den Effekt des Marmors "a macchia aperta" („offenes Buch“) mit spiegelgleicher Maserung reproduzieren kann. Es handelt sich um einen Effekt, der in der Natur sehr selten und wertvoll ist, denn hier bedarf es einer speziellen Verarbeitung, bei der von besonderen und ausgewählten Blöcken ausgegangen wird. Diese Prototypen der "idealen" Schönheit, die bisher den Luxusbauten vorbehalten war, gibt es heute - dank des technologischen Fortschritts von MAXFINE - kontinuierlich.

**VERWENDUNG** Die Platten Block A-Block B können paarweise verlegt werden, indem sie wie im Bild ausgerichtet werden oder aber auch auf dem Kopf. Sie lassen sich auch bei Mehrfachkompositionen im Quadrat oder in der Reihe benutzen, wobei das Modul mehrere Male wiederholt wird.




BLOCK A

BLOCK B



# STATUARIO LIGHT

product page  
201



Available faces

✕ 0,6 CM

**300x150** 120"x60"

**150x150** 60"x60"

**150x75** 60"x30"

**75x75** 30"x30"

**75x37,5** 30"x15"


LU LUCIDATO  
E SQUADRATO





# ALPS HEART

product page  
200



Available faces

✕ 0,6 CM

**300x150** 120"x60"

**150x150** 60"x60"

**150x75** 60"x30"

**75x75** 30"x30"

**75x37,5** 30"x15"

LU LUCIDATO  
E SQUADRATO



✕ 0,6 CM

**300x150** 120"x60"

**150x150** 60"x60"

**150x75** 60"x30"

**75x75** 30"x30"

**75x37,5** 30"x15"

**300x100** 120"x40"

**150x100** 60"x40"

**100x100** 40"x40"


**LU** LUCIDATO  
E SQUADRATO

**PL** PRELUCIDATO  
E SQUADRATO



# VEINED WHITE

product page  
201



Available faces

✕ 0,6 CM

**300x150** 120"x60"

**150x150** 60"x60"

**150x75** 60"x30"

**75x75** 30"x30"

**75x37,5** 30"x15"

**LU** LUCIDATO  
E SQUADRATO

**SY** SILKY  
E SQUADRATO



# ARABESCATO

product page  
200

✕ 0,6 CM

**150x150** 60"x60"

**150x75** 60"x30"

**75x75** 30"x30"

**75x37,5** 30"x15"

LU LUCIDATO  
E SQUADRATO

PL PRELUCIDATO  
E SQUADRATO



# ARABESCATO BOOK MATCH

product page  
200

✘ 0,6 CM

300x150 120"x60"

**LU** LUCIDATO  
E SQUADRATO

**PL** PRELUCIDATO  
E SQUADRATO

La mission di FMG è produrre materiali che rappresentino il massimo della bellezza, garantendo una disponibilità e una qualità che la pietra in natura non potrebbe offrire. Block A e Block B sono due lastre che permettono di riprodurre l'effetto del marmo "a macchia aperta" con venatura speculare. È un effetto che in natura è decisamente raro e prezioso, perché richiede una speciale lavorazione, partendo da particolari blocchi selezionati. Questi prototipi di bellezza "ideale", finora riservati a edifici di lusso, sono oggi disponibile con continuità grazie all'avanguardia tecnologica MAXFINE.

**IMPIEGO** Le lastre Block A-Block B possono essere posate a coppie, orientandole come in foto o capovolte. Sono utilizzabili anche con composizioni multiple, replicando il modulo più volte.

FMG's mission is to produce materials that are the tops in beauty, guaranteeing availability and quality such that stone, in nature, would be unable to offer. Block A and Block B are two tiles that enable the effect of "book-matched" marble with mirror-image veining. This effect is definitely rare in nature and precious as it requires special processing, starting out from particular selected blocks. These prototypes of "ideal" beauty, set aside so far for luxury buildings, are now available on a continuous basis thanks to MAXFINE avant-garde technology.

**USE** Block A and Block B tiles can be laid in pairs, positioning them as shown in the photograph or turned upside down. They can also be used with multiple compositions, replicating the module more than once.

La mission de FMG est de produire des matériaux d'une beauté maximale tout en garantissant une disponibilité et une qualité que la pierre naturelle ne pourrait pas offrir. Les deux carrelages grands formats Block A et Block B permettent de reproduire l'effet du marbre au veinage spéculaire dit « à livre ouvert ». Un effet particulièrement rare et précieux dans la nature étant donné qu'il exige une fabrication spéciale à partir de blocs sélectionnés. Ces prototypes d'une beauté « idéale », réservés jusqu'à maintenant aux édifices de luxe, sont aujourd'hui disponibles en permanence grâce à l'avant-garde technologique MAXFINE.

**UTILISATION** Les carrelages grands formats Block A-Block B peuvent être posés deux à deux soit en les orientant comme sur la photo soit en les retournant. En répliquant le module plusieurs fois, ils peuvent aussi être utilisés dans des compositions multiples.

Die Mission von FMG ist es Materialien herzustellen, die ein Maximum an Schönheit mit der Verfügbarkeit und einer Qualität kombinieren, die der Naturstein niemals bieten kann. Block A und Block B sind zwei Platten, mit denen man den Effekt des Marmors "a macchia aperta" („offenes Buch“) mit spiegelgleicher Maserung reproduzieren kann. Es handelt sich um einen Effekt, der in der Natur sehr selten und wertvoll ist, denn hier bedarf es einer speziellen Verarbeitung, bei der von besonderen und ausgewählten Blöcken ausgegangen wird. Diese Prototypen der "idealen" Schönheit, die bisher den Luxusbauten vorbehalten war, gibt es heute - dank des technologischen Fortschritts von MAXFINE - kontinuierlich.

**VERWENDUNG** Die Platten Block A-Block B können paarweise verlegt werden, indem sie wie im Bild ausgerichtet werden oder aber auch auf dem Kopf. Sie lassen sich auch bei Mehrfachkompositionen im Quadrat oder in der Reihe benutzen, wobei das Modul mehrere Male wiederholt wird.



BLOCK A

BLOCK B



# CALACATTA ORO

product page  
200



Available faces

✕ 0,6 CM

**300x150** 120"x60"

**150x150** 60"x60"

**150x75** 60"x30"

**75x75** 30"x30"

**75x37,5** 30"x15"

LU LUCIDATO  
E SQUADRATO

PL PRELUCIDATO  
E SQUADRATO



FMG SELECT Calacatta Oro

✕ 0,8 CM

**120x60** 48"x24"

**60x60** 24"x24"

LU LUCIDATO  
E SQUADRATO

N NATURALE  
E SQUADRATO

# CALACATTA GREY

product page  
200



Available faces

✂ 0,6 CM

**300x150** 120"x60"

**150x150** 60"x60"

**150x75** 60"x30"

**75x75** 30"x30"

**75x37,5** 30"x15"

**270x120** 106"x48"

**120x120** 48"x48"

**LU** LUCIDATO  
E SQUADRATO

**PL** PRELUCIDATO  
E SQUADRATO



**NEW** PANDA WHITE  
MAXFINE

product page  
201



Available faces

▲ 0,6 CM

**300x150** 120"x60"

**150x150** 60"x60"

**150x75** 60"x30"

**75x75** 30"x30"

**75x37,5** 30"x15"

**GL** CLINT  
ESQUADRATO





# BRECCIA MEDICEA

product page  
200



Available faces

✂ 0,6 CM

**300x150** 120"x60"

**150x150** 60"x60"

**150x75** 60"x30"

**75x75** 30"x30"

**75x37,5** 30"x15"

LU LUCIDATO  
E SQUADRATO

PL PRELUCIDATO  
E SQUADRATO



**FMG SELECT** Breccia Medicea

✂ 0,8 CM

**120x60** 48"x24"

**60x60** 24"x24"

LU LUCIDATO  
E SQUADRATO

N NATURALE  
E SQUADRATO

**NEW** PATAGONIA  
MAXFINE

product page  
201

✕ 0,6 CM

150x150 60"x60"

150x75 60"x30"

75x75 30"x30"

75x37,5 30"x15"

LP LAPPED  
E SQUADRATO

PL PRELUCIDATO  
E SQUADRATO



# PATAGONIA MAXFINE BOOK MATCH

product page  
201

✘ 0,6 CM

\* 300x150 120"x60"

**LP** LAPPED  
E SQUADRATO

**PL** PRELUCIDATO  
E SQUADRATO

\* Disponibile a richiesta solo per ordini a book-match. Gli uffici commerciali sono a disposizione per informazioni su costi e tempi di consegna.

Available on request for book-match order only. Our sales offices are at your disposal to provide information on costs and delivery times.

Disponible sur demande seulement pour commandes a livre ouvert. Nos services commerciaux sont à votre entière disposition pour toutes informations sur les coûts et les délais de livraison.

Auf Anfrage verfügbar bei einer book-match Bestellung. Die Handelsabteilung informiert Sie gern bezüglich Verarbeitungsfristen und Produktionskosten.

La mission di FMG è produrre materiali che rappresentino il massimo della bellezza, garantendo una disponibilità e una qualità che la pietra in natura non potrebbe offrire. Block A e Block B sono due lastre che permettono di riprodurre l'effetto del marmo "a macchia aperta" con venatura speculare. È un effetto che in natura è decisamente raro e prezioso, perché richiede una speciale lavorazione, partendo da particolari blocchi selezionati. Questi prototipi di bellezza "ideale", finora riservati a edifici di lusso, sono oggi disponibile con continuità grazie all'avanguardia tecnologica MAXFINE.

**IMPIEGO** Le lastre Block A-Block B possono essere posate a coppie, orientandole come in foto o capovolte. Sono utilizzabili anche con composizioni multiple, replicando il modulo più volte.

FMG's mission is to produce materials that are the tops in beauty, guaranteeing availability and quality such that stone, in nature, would be unable to offer.

Block A and Block B are two tiles that enable the effect of "book-matched" marble with mirror-image veining. This effect is definitely rare in nature and precious as it requires special processing, starting out from particular selected blocks. These prototypes of "ideal" beauty, set aside so far for luxury buildings, are now available on a continuous basis thanks to MAXFINE avant-garde technology.

**USE** Block A and Block B tiles can be laid in pairs, positioning them as shown in the photograph or turned upside down. They can also be used with multiple compositions, replicating the module more than once.

La mission de FMG est de produire des matériaux d'une beauté maximale tout en garantissant une disponibilité et une qualité que la pierre naturelle ne pourrait pas offrir. Les deux carrelages grands formats Block A et Block B permettent de reproduire l'effet du marbre au veinage spéculaire dit « à livre ouvert ». Un effet particulièrement rare et précieux dans la nature étant donné qu'il exige une fabrication spéciale à partir de blocs sélectionnés. Ces prototypes d'une beauté « idéale », réservés jusqu'à maintenant aux édifices de luxe, sont aujourd'hui disponibles en permanence grâce à l'avant-garde technologique MAXFINE.

**UTILISATION** Les carrelages grands formats Block A-Block B peuvent être posés deux à deux soit en les orientant comme sur la photo soit en les retournant. En répliquant le module plusieurs fois, ils peuvent aussi être utilisés dans des compositions multiples.

Die Mission von FMG ist es Materialien herzustellen, die ein Maximum an Schönheit mit der Verfügbarkeit und einer Qualität kombinieren, die der Naturstein niemals bieten kann. Block A und Block B sind zwei Platten, mit denen man den Effekt des Marmors "a macchia aperta" („offenes Buch“) mit spiegelgleicher Maserung reproduzieren kann. Es handelt sich um einen Effekt, der in der Natur sehr selten und wertvoll ist, denn hier bedarf es einer speziellen Verarbeitung, bei der von besonderen und ausgewählten Blöcken ausgegangen wird. Diese Prototypen der "idealen" Schönheit, die bisher den Luxusbauten vorbehalten war, gibt es heute - dank des technologischen Fortschritts von MAXFINE - kontinuierlich.

**VERWENDUNG** Die Platten Block A-Block B können paarweise verlegt werden, indem sie wie im Bild ausgerichtet werden oder aber auch auf dem Kopf. Sie lassen sich auch bei Mehrfachkompositionen im Quadrat oder in der Reihe benutzen, wobei das Modul mehrere Male wiederholt wird.



BLOCK A

BLOCK B



**NEW** **BLUE TEMPEST**  
**MAXFINE**

product page  
200

▲ 0,6 CM

**150x150** 60"x60"

**150x75** 60"x30"

**75x75** 30"x30"

**75x37,5** 30"x15"

**LU** LUCIDATO  
E SQUADRATO



# BLUE TEMPEST MAXFINE BOOK MATCH

product page  
200

✘ 0,6 CM

\* 300x150 120"x60"

**LU** LUCIDATO  
E SQUADRATO

\* Disponibile a richiesta solo per ordini a book-match. Gli uffici commerciali sono a disposizione per informazioni su costi e tempi di consegna.

Available on request for book-match order only. Our sales offices are at your disposal to provide information on costs and delivery times.

Disponible sur demande seulement pour commandes a livre ouvert. Nos services commerciaux sont à votre entière disposition pour toutes informations sur les coûts et les délais de livraison.

Auf Anfrage verfügbar bei einer book-match Bestellung. Die Handelsabteilung informiert Sie gern bezüglich Verarbeitungsfristen und Produktionskosten.

La mission di FMG è produrre materiali che rappresentino il massimo della bellezza, garantendo una disponibilità e una qualità che la pietra in natura non potrebbe offrire. Block A e Block B sono due lastre che permettono di riprodurre l'effetto del marmo "a macchia aperta" con venatura speculare. È un effetto che in natura è decisamente raro e prezioso, perché richiede una speciale lavorazione, partendo da particolari blocchi selezionati. Questi prototipi di bellezza "ideale", finora riservati a edifici di lusso, sono oggi disponibile con continuità grazie all'avanguardia tecnologica MAXFINE.

**IMPIEGO** Le lastre Block A-Block B possono essere posate a coppie, orientandole come in foto o capovolte. Sono utilizzabili anche con composizioni multiple, replicando il modulo più volte.

FMG's mission is to produce materials that are the tops in beauty, guaranteeing availability and quality such that stone, in nature, would be unable to offer.

Block A and Block B are two tiles that enable the effect of "book-matched" marble with mirror-image veining. This effect is definitely rare in nature and precious as it requires special processing, starting out from particular selected blocks. These prototypes of "ideal" beauty, set aside so far for luxury buildings, are now available on a continuous basis thanks to MAXFINE avant-garde technology.

**USE** Block A and Block B tiles can be laid in pairs, positioning them as shown in the photograph or turned upside down. They can also be used with multiple compositions, replicating the module more than once.

La mission de FMG est de produire des matériaux d'une beauté maximale tout en garantissant une disponibilité et une qualité que la pierre naturelle ne pourrait pas offrir. Les deux carrelages grands formats Block A et Block B permettent de reproduire l'effet du marbre au veinage spéculaire dit « à livre ouvert ». Un effet particulièrement rare et précieux dans la nature étant donné qu'il exige une fabrication spéciale à partir de blocs sélectionnés. Ces prototypes d'une beauté « idéale », réservés jusqu'à maintenant aux édifices de luxe, sont aujourd'hui disponibles en permanence grâce à l'avant-garde technologique MAXFINE.

**UTILISATION** Les carrelages grands formats Block A-Block B peuvent être posés deux à deux soit en les orientant comme sur la photo soit en les retournant. En répliquant le module plusieurs fois, ils peuvent aussi être utilisés dans des compositions multiples.

Die Mission von FMG ist es Materialien herzustellen, die ein Maximum an Schönheit mit der Verfügbarkeit und einer Qualität kombinieren, die der Naturstein niemals bieten kann. Block A und Block B sind zwei Platten, mit denen man den Effekt des Marmors "a macchia aperta" („offenes Buch“) mit spiegelgleicher Maserung reproduzieren kann. Es handelt sich um einen Effekt, der in der Natur sehr selten und wertvoll ist, denn hier bedarf es einer speziellen Verarbeitung, bei der von besonderen und ausgewählten Blöcken ausgegangen wird. Diese Prototypen der "idealen" Schönheit, die bisher den Luxusbauten vorbehalten war, gibt es heute - dank des technologischen Fortschritts von MAXFINE - kontinuierlich.

**VERWENDUNG** Die Platten Block A-Block B können paarweise verlegt werden, indem sie wie im Bild ausgerichtet werden oder aber auch auf dem Kopf. Sie lassen sich auch bei Mehrfachkompositionen im Quadrat oder in der Reihe benutzen, wobei das Modul mehrere Male wiederholt wird.




BLOCK A

BLOCK B



# TRAVERTINO CLASSICO

product page  
201



Available faces

✕ 0,6 CM

**300x150** 120"x60"

**150x150** 60"x60"

**150x75** 60"x30"

**75x75** 30"x30"

**75x37,5** 30"x15"

LU LUCIDATO  
E SQUADRATO



# TRAVERTINO

product page  
201



Available faces

✕ 0,6 CM

**300x150** 120"x60"

**150x150** 60"x60"

**150x75** 60"x30"

**75x75** 30"x30"

**75x37,5** 30"x15"

LU LUCIDATO  
E SQUADRATO

PL PRELUCIDATO  
E SQUADRATO

## FMG SELECT Travertino

✕ 0,8 CM

**120x60** 48"x24"

**60x60** 24"x24"

LU LUCIDATO  
E SQUADRATO

LA LAPPATO  
E SQUADRATO

N NATURALE  
E SQUADRATO



# NUVOLATO GRIGIO

product page  
201



Available faces

✂ 0,6 CM

**300x150** 120"x60"

**150x150** 60"x60"

**150x75** 60"x30"

**75x75** 30"x30"

**75x37,5** 30"x15"

**LU** LUCIDATO  
E SQUADRATO


**SY** SILKY  
E SQUADRATO





# TRAMBISERRA GREY

product page  
201



Available faces

✂ 0,6 CM

**300x150** 120"x60"

**150x150** 60"x60"

**150x75** 60"x30"

**75x75** 30"x30"

**75x37,5** 30"x15"

LU LUCIDATO  
E SQUADRATO

PL PRELUCIDATO  
E SQUADRATO

FMG SELECT Trambiserra Grey

✂ 0,8 CM

**120x60** 48"x24"

**60x60** 24"x24"

LU LUCIDATO  
E SQUADRATO

N NATURALE  
E SQUADRATO



# BRAZILIAN BLUE

product page  
200

✕ 0,6 CM

150x150 60"x60"

150x75 60"x30"

75x75 30"x30"

75x37,5 30"x15"

LU LUCIDATO  
E SQUADRATO



# BRAZILIAN BLUE

## BOOK MATCH

product page  
200

✘ 0,6 CM

\* 300x150 120"x60"

**LU** LUCIDATO  
E SQUADRATO

\* Disponibile a richiesta solo per ordini a book-match. Gli uffici commerciali sono a disposizione per informazioni su costi e tempi di consegna.

Available on request for book-match order only. Our sales offices are at your disposal to provide information on costs and delivery times.

Disponible sur demande seulement pour commandes a livre ouvert. Nos services commerciaux sont à votre entière disposition pour toutes informations sur les coûts et les délais de livraison.

Auf Anfrage verfügbar bei einer book-match Bestellung. Die Handelsabteilung informiert Sie gern bezüglich Verarbeitungsfristen und Produktionskosten.

La mission di FMG è produrre materiali che rappresentino il massimo della bellezza, garantendo una disponibilità e una qualità che la pietra in natura non potrebbe offrire. Block A e Block B sono due lastre che permettono di riprodurre l'effetto del marmo "a macchia aperta" con venatura speculare. È un effetto che in natura è decisamente raro e prezioso, perché richiede una speciale lavorazione, partendo da particolari blocchi selezionati. Questi prototipi di bellezza "ideale", finora riservati a edifici di lusso, sono oggi disponibile con continuità grazie all'avanguardia tecnologica MAXFINE.

**IMPIEGO** Le lastre Block A-Block B possono essere posate a coppie, orientandole come in foto o capovolte. Sono utilizzabili anche con composizioni multiple, replicando il modulo più volte.

FMG's mission is to produce materials that are the tops in beauty, guaranteeing availability and quality such that stone, in nature, would be unable to offer.

Block A and Block B are two tiles that enable the effect of "book-matched" marble with mirror-image veining. This effect is definitely rare in nature and precious as it requires special processing, starting out from particular selected blocks. These prototypes of "ideal" beauty, set aside so far for luxury buildings, are now available on a continuous basis thanks to MAXFINE avant-garde technology.

**USE** Block A and Block B tiles can be laid in pairs, positioning them as shown in the photograph or turned upside down. They can also be used with multiple compositions, replicating the module more than once.

La mission de FMG est de produire des matériaux d'une beauté maximale tout en garantissant une disponibilité et une qualité que la pierre naturelle ne pourrait pas offrir. Les deux carrelages grands formats Block A et Block B permettent de reproduire l'effet du marbre au veinage spéculaire dit « à livre ouvert ». Un effet particulièrement rare et précieux dans la nature étant donné qu'il exige une fabrication spéciale à partir de blocs sélectionnés. Ces prototypes d'une beauté « idéale », réservés jusqu'à maintenant aux édifices de luxe, sont aujourd'hui disponibles en permanence grâce à l'avant-garde technologique MAXFINE.

**UTILISATION** Les carrelages grands formats Block A-Block B peuvent être posés deux à deux soit en les orientant comme sur la photo soit en les retournant. En répliquant le module plusieurs fois, ils peuvent aussi être utilisés dans des compositions multiples.

Die Mission von FMG ist es Materialien herzustellen, die ein Maximum an Schönheit mit der Verfügbarkeit und einer Qualität kombinieren, die der Naturstein niemals bieten kann. Block A und Block B sind zwei Platten, mit denen man den Effekt des Marmors "a macchia aperta" („offenes Buch“) mit spiegelgleicher Maserung reproduzieren kann. Es handelt sich um einen Effekt, der in der Natur sehr selten und wertvoll ist, denn hier bedarf es einer speziellen Verarbeitung, bei der von besonderen und ausgewählten Blöcken ausgegangen wird. Diese Prototypen der "idealen" Schönheit, die bisher den Luxusbauten vorbehalten war, gibt es heute - dank des technologischen Fortschritts von MAXFINE - kontinuierlich.

**VERWENDUNG** Die Platten Block A-Block B können paarweise verlegt werden, indem sie wie im Bild ausgerichtet werden oder aber auch auf dem Kopf. Sie lassen sich auch bei Mehrfachkompositionen im Quadrat oder in der Reihe benutzen, wobei das Modul mehrere Male wiederholt wird.



BLOCK A

BLOCK B



# OCEAN WHITE

product page  
201



Available faces

✂ 0,6 CM

**300x150** 120"x60"

**150x150** 60"x60"

**150x75** 60"x30"

**75x75** 30"x30"

**75x37,5** 30"x15"

LU LUCIDATO  
E SQUADRATO



**FMG SELECT** Ocean White

✂ 0,8 CM

**120x60** 48"x24"

**60x60** 24"x24"

LU LUCIDATO  
E SQUADRATO

# CONNEMARBLE IRISH

product page  
200



Available faces

✂ 0,6 CM

**300x150** 120"x60"

**150x150** 60"x60"

**150x75** 60"x30"

**75x75** 30"x30"

**75x37,5** 30"x15"

**LU** LUCIDATO  
E SQUADRATO



**FMG SELECT** Connemarle Irish

✂ 0,8 CM


**120x60** 48"x24"

**60x60** 24"x24"

**LU** LUCIDATO  
E SQUADRATO

# AOSTA GREEN MARBLE

product page  
200



Available faces

✕ 0,6 CM

**300x150** 120"x60"

**150x150** 60"x60"

**150x75** 60"x30"

**75x75** 30"x30"

**75x37,5** 30"x15"

**270x120** 106"x48"

**120x120** 48"x48"

**LU** LUCIDATO  
E SQUADRATO

**PL** PRELUCIDATO  
E SQUADRATO



**FMG SELECT** Aosta Green Marble

✕ 0,8 CM

**120x60** 48"x24"

**60x60** 24"x24"

**LU** LUCIDATO  
E SQUADRATO

**N** NATURALE  
E SQUADRATO

# VERDE PERSIA

product page  
201



Available faces

✕ 0,6 CM

**300x150** 120"x60"

**150x150** 60"x60"

**150x75** 60"x30"

**75x75** 30"x30"

**75x37,5** 30"x15"

LU LUCIDATO  
E SQUADRATO



# AMAZONITE

product page  
200



Available faces

✕ 0,6 CM

**300x150** 120"x60"

**150x150** 60"x60"

**150x75** 60"x30"

**75x75** 30"x30"

**75x37,5** 30"x15"

LU LUCIDATO  
E SQUADRATO





# BLUE DE SAVOIE

product page  
200



Available faces

▲ 0,6 CM

**300x150** 120"x60"

**150x150** 60"x60"

**150x75** 60"x30"

**75x75** 30"x30"

**75x37,5** 30"x15"

LU LUCIDATO  
E SQUADRATO

PL PRELUCIDATO  
E SQUADRATO

## FMG SELECT Blue De Savoie

▲ 0,8 CM

**120x60** 48"x24"

**60x60** 24"x24"

LU LUCIDATO  
E SQUADRATO

LA LAPPATO  
E SQUADRATO

N NATURALE  
E SQUADRATO



# STONE GREY

product page  
201



Available faces

✕ 0,6 CM

**300x150** 120"x60"

**150x150** 60"x60"

**150x75** 60"x30"

**75x75** 30"x30"

**75x37,5** 30"x15"


LU LUCIDATO  
E SQUADRATO

PL PRELUCIDATO  
E SQUADRATO



# GAUDI STONE EXTRA

product page  
201



Available faces

✂ 0,6 CM

**300x150** 120"x60"

**150x150** 60"x60"

**150x75** 60"x30"

**75x75** 30"x30"

**75x37,5** 30"x15"


**LU** LUCIDATO  
E SQUADRATO

**SY** SILKY  
E SQUADRATO



# EMPERADOR

product page  
201



Available faces

✕ 0,6 CM

**300x150** 120"x60"

**150x150** 60"x60"

**150x75** 60"x30"

**75x75** 30"x30"


**75x37,5** 30"x15"

LU LUCIDATO  
E SQUADRATO



# ROSSO LEPANTO

product page  
201



Available faces

▲ 0,6 CM

**300x150** 120"x60"

**150x150** 60"x60"

**150x75** 60"x30"

**75x75** 30"x30"

**75x37,5** 30"x15"

LU LUCIDATO  
E SQUADRATO

PL PRELUCIDATO  
E SQUADRATO

FMG SELECT Rosso Lepanto

▲ 0,8 CM

**120x60** 48"x24"

**60x60** 24"x24"


LU LUCIDATO  
E SQUADRATO

N NATURALE  
E SQUADRATO



# GRIGIO ALPI CARNIA

product page  
201



Available faces

✕ 0,6 CM

**300x150** 120"x60"

**150x150** 60"x60"

**150x75** 60"x30"

**75x75** 30"x30"

**75x37,5** 30"x15"

LU LUCIDATO  
E SQUADRATO



# BLACK ONYX

product page  
200



Available faces

✂ 0,6 CM

**300x150** 120"x60"

**150x150** 60"x60"

**150x75** 60"x30"

**75x75** 30"x30"

**75x37,5** 30"x15"

**LU** LUCIDATO  
E SQUADRATO



# KUROCA

product page  
201



Available faces

✕ 0,6 CM

**300x150** 120"x60"

**150x150** 60"x60"

**150x75** 60"x30"

**75x75** 30"x30"

**75x37,5** 30"x15"

**LU** LUCIDATO  
E SQUADRATO


**SY** SILKY  
E SQUADRATO





# SAHARA NOIR

product page  
201



Available faces

✕ 0,6 CM

**300x150** 120"x60"

**150x150** 60"x60"

**150x75** 60"x30"

**75x75** 30"x30"

**75x37,5** 30"x15"

**270x120** 106"x48"

**120x120** 48"x48"

**LU** LUCIDATO  
E SQUADRATO

**SY** SILKY  
E SQUADRATO

**FMG SELECT Sahara Noir**

✕ 0,8 CM

**120x60** 48"x24"

**60x60** 24"x24"

**LU** LUCIDATO  
E SQUADRATO

**SY** SILKY  
E SQUADRATO



# BLACK MARQUINIA

product page  
200



Available faces

✕ 0,6 CM

**300x150** 120"x60"

**150x150** 60"x60"

**150x75** 60"x30"

**75x75** 30"x30"

**75x37,5** 30"x15"

**270x120** 106"x48"

**120x120** 48"x48"

**LU** LUCIDATO  
E SQUADRATO

**SY** SILKY  
E SQUADRATO



## FMG SELECT Black Marquina

✕ 0,8 CM

**120x60** 48"x24"

**60x60** 24"x24"

**LU** LUCIDATO  
E SQUADRATO

**SY** SILKY  
E SQUADRATO





# graniti

## range products


- 66 ALASKA WHITE MAXFINE
- 67 CELESTE ARAN MAXFINE
- 68 LABRADORITE MAXFINE
- 69 DEEP NORWAY MAXFINE

## > image galleries (digital)



**NEW** ALASKA WHITE  
MAXFINE

product page  
202



Available faces

✕ 0,6 CM

**300x150** 120"x60"

**150x150** 60"x60"

**150x75** 60"x30"

**75x75** 30"x30"

**75x37,5** 30"x15"


**LP** LAPPED  
E SQUADRATO

**PL** PRELUCIDATO  
E SQUADRATO



**NEW** CELESTE ARAN  
MAXFINE

product page  
202



Available faces

✕ 0,6 CM

**300x150** 120"x60"

**150x150** 60"x60"

**150x75** 60"x30"

**75x75** 30"x30"

**75x37,5** 30"x15"

**LP** LAPPED  
E SQUADRATO

**PL** PRELUCIDATO  
E SQUADRATO



**NEW** **LABRADORITE**  
**MAXFINE**

product page  
202



Available faces

✕ 0,6 CM

**300x150** 120"x60"

**150x150** 60"x60"

**150x75** 60"x30"

**75x75** 30"x30"

**75x37,5** 30"x15"


**GL** CLINT  
ESQUADRATO





**NEW** DEEP NORWAY  
MAXFINE

product page  
202



Available faces

▲ 0,6 CM

**300x150** 120"x60"

**150x150** 60"x60"

**150x75** 60"x30"

**75x75** 30"x30"

**75x37,5** 30"x15"

GL GLINT  
ESQUADRATO





# preciosity slabs

## range products

- 72 ONICE PERLA
- 73 ONICE ORO
- 74 ONICE GHIACCIO
- 75 ONICE REALE
- 76 ONICE ALABASTRINO
- 77 ONICE MALAGA
- 78 ONICE GIADA
- 79 ONICE AVORIO
- 80 ONICE GRIGIO
- 81 ONICE VERDE
- 82 GEMSTONE GEM PEARL
- 83 GEMSTONE GEM ROSE
- 84 AGATA ATENA
- 85 AGATA BLU
- 86 AGATA BLACK

> **image galleries** (digital)



# ONICE PERLA

product page  
202



Available faces

✂ 0,6 CM

**300x150** 120"x60"

**150x150** 60"x60"

**150x75** 60"x30"

**75x75** 30"x30"

**75x37,5** 30"x15"

LU LUCIDATO  
E SQUADRATO

PL PRELUCIDATO  
E SQUADRATO



## FMG SELECT Onice Perla

✂ 0,8 CM

**120x60** 48"x24"


**60x60** 24"x24"

LU LUCIDATO  
E SQUADRATO

N NATURALE  
E SQUADRATO

# ONICE ORO

product page  
202



Available faces

✂ 0,6 CM

**300x150** 120"x60"

**150x150** 60"x60"

**150x75** 60"x30"

**75x75** 30"x30"

**75x37,5** 30"x15"

LU LUCIDATO  
E SQUADRATO

PL PRELUCIDATO  
E SQUADRATO



# ONICE GHIACCIO

product page  
202



Available faces

✂ 0,6 CM

**300x150** 120"x60"

**150x150** 60"x60"

**150x75** 60"x30"

**75x75** 30"x30"

**75x37,5** 30"x15"

LU LUCIDATO  
E SQUADRATO



**FMG SELECT** Onice Ghiaccio

✂ 0,8 CM


**120x60** 48"x24"

**60x60** 24"x24"

LU LUCIDATO  
E SQUADRATO

# ONICE REALE

product page  
202



Available faces

✂ 0,6 CM

**300x150** 120"x60"

**150x150** 60"x60"

**150x75** 60"x30"

**75x75** 30"x30"

**75x37,5** 30"x15"

LU LUCIDATO  
E SQUADRATO



**FMG SELECT** Onice Reale

✂ 0,8 CM


**120x60** 48"x24"

**60x60** 24"x24"

LU LUCIDATO  
E SQUADRATO

# ONICE ALABASTRINO

product page  
202



Available faces

⌵ 0,6 CM

**300x150** 120"x60"

**150x150** 60"x60"

**150x75** 60"x30"

**75x75** 30"x30"

**75x37,5** 30"x15"

LU LUCIDATO  
E SQUADRATO



FMG SELECT Onice Alabastrino

⌵ 0,8 CM

**120x60** 48"x24"


**60x60** 24"x24"

LU LUCIDATO  
E SQUADRATO



# ONICE MALAGA

product page  
202



Available faces

✂ 0,6 CM

**300x150** 120"x60"

**150x150** 60"x60"

**150x75** 60"x30"

**75x75** 30"x30"

**75x37,5** 30"x15"

LU LUCIDATO  
E SQUADRATO



**FMG SELECT** Onice Malaga

✂ 0,8 CM


**120x60** 48"x24"

**60x60** 24"x24"

LU LUCIDATO  
E SQUADRATO

# ONICE GIADA

product page  
202



Available faces

✕ 0,6 CM

**300x150** 120"x60"

**150x150** 60"x60"

**150x75** 60"x30"

**75x75** 30"x30"

**75x37,5** 30"x15"

LU LUCIDATO  
E SQUADRATO



FMG SELECT Onice Giada

✕ 0,8 CM

**120x60** 48"x24"

**60x60** 24"x24"

LU LUCIDATO  
E SQUADRATO

# ONICE AVORIO

product page  
202



Available faces

✂ 0,6 CM

**300x150** 120"x60"

**150x150** 60"x60"

**150x75** 60"x30"

**75x75** 30"x30"

**75x37,5** 30"x15"

**LU** LUCIDATO  
E SQUADRATO

**SY** SILKY  
E SQUADRATO



# ONICE GRIGIO

product page  
202



Available faces

✂ 0,6 CM

**300x150** 120"x60"

**150x150** 60"x60"

**150x75** 60"x30"

**75x75** 30"x30"

**75x37,5** 30"x15"

**LU** LUCIDATO  
E SQUADRATO

**SY** SILKY  
E SQUADRATO



# ONICE VERDE

product page  
202



Available faces

✂ 0,6 CM

**300x150** 120"x60"

**150x150** 60"x60"

**150x75** 60"x30"

**75x75** 30"x30"

**75x37,5** 30"x15"


**LU** LUCIDATO  
E SQUADRATO

**SY** SILKY  
E SQUADRATO



# GEMSTONE GEM PEARL

product page  
202



Available faces

✂ 0,6 CM

**300x150** 120"x60"

**150x150** 60"x60"

**150x75** 60"x30"

**75x75** 30"x30"

**75x37,5** 30"x15"

LU LUCIDATO  
E SQUADRATO



**FMG SELECT** Gem Pearl

✂ 0,8 CM


**120x60** 48"x24"

**60x60** 24"x24"

LU LUCIDATO  
E SQUADRATO

# GEMSTONE GEM ROSE

product page  
202



Available faces

✂ 0,6 CM

**300x150** 120"x60"

**150x150** 60"x60"

**150x75** 60"x30"

**75x75** 30"x30"

**75x37,5** 30"x15"

**LU** LUCIDATO  
E SQUADRATO



**FMG SELECT** Gem Rose

✂ 0,8 CM

**120x60** 48"x24"

**60x60** 24"x24"

**LU** LUCIDATO  
E SQUADRATO

# AGATA ATENA

product page  
202

✂ 0,6 CM

300x150 120"x60"

LU LUCIDATO  
E SQUADRATO





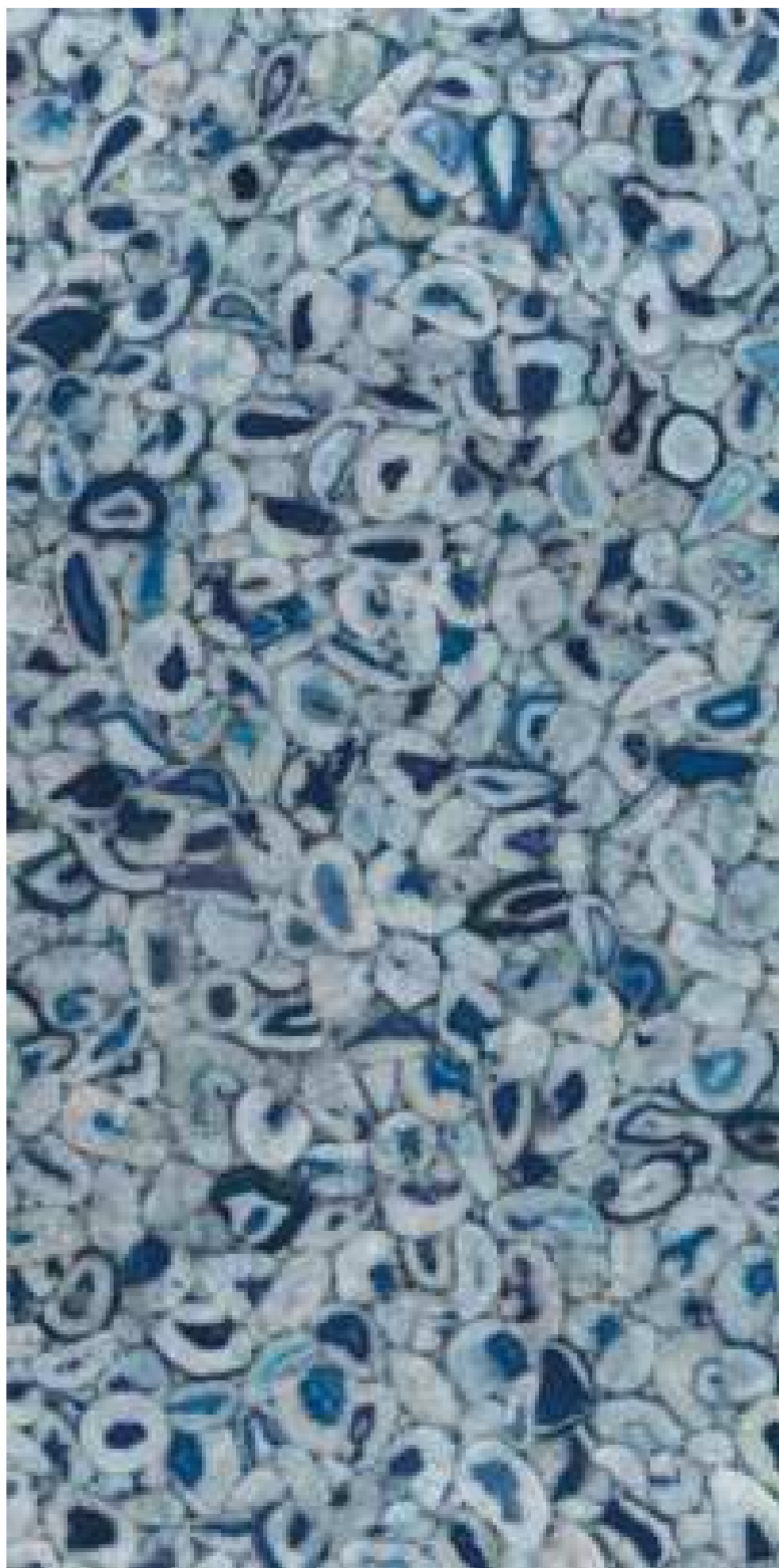
# AGATA BLU

product page  
202

✂ 0,6 CM

300x150 120"x60"

LU LUCIDATO  
E SQUADRATO



# AGATA BLACK

product page  
202

✂ 0,6 CM

300x150 120"x60"

LU LUCIDATO  
E SQUADRATO







# pietre e metalli

## range products

- 90 LAVICA PEARL
- 91 LAVICA BEIGE
- 92 LAVICA GREY
- 93 LAVICA DARK
- 94 LAVICA BLACK
- 95 LIMESTONE MOON
- 96 LIMESTONE ASH
- 97 LIMESTONE DEEP
- 98 **JATOBA BROWN MAXFINE**
- 99 LUNAR STONE
- 100 TYROL STONE
- 101 TUSCANY STONE
- 102 CITYSTONE PEARL
- 103 CITYSTONE GREY
- 104 CITYSTONE DOVE
- 105 CITYSTONE BROWN
- 106 ART STONE INTENSIVE WHITE
- 107 ART STONE ABYSS GREY
- 108 ART STONE MYSTIC BLACK
- 109 IRON GREY
- 110 IRON BRONZE
- 111 IRON BLACK

## > image galleries (digital)



# LAVICA PEARL

product page  
203



Available faces

⌵ 0,6 CM

✱ **300x100** 120"x40"

**150x100** 60"x40"

✱ **100x100** 40"x40"

PL PRELUCIDATO  
E SQUADRATO

N NATURALE  
E SQUADRATO



**ACTIVE SURFACES**  
PIETRA DI BASALTO ACTIVE  
Basalto Bianco Active

⌵ 0,9 CM

✱ **120x60** 48"x24"

✱ **60x60** 24"x24"

# LAVICA BEIGE

product page  
203



Available faces

⌵ 0,6 CM

✦ **300x100** 120"x40"

**150x100** 60"x40"

✦ **100x100** 40"x40"

PL PRELUCIDATO  
E SQUADRATO

N NATURALE  
E SQUADRATO

**ACTIVE SURFACES**  
PIETRA DI BASALTO ACTIVE  
Basalto Beige Active

⌵ 0,9 CM

✦ **120x60** 48"x24"

✦ **60x60** 24"x24"



# LAVICA GREY

product page  
203



Available faces

✂ 0,6 CM

✂ **300x100** 120"x40"

**150x100** 60"x40"

✂ **100x100** 40"x40"

PL PRELUCIDATO  
E SQUADRATO

N NATURALE  
E SQUADRATO

**ACTIVE SURFACES**  
PIETRA DI BASALTO ACTIVE  
Basalto Grigio Active

✂ 0,9 CM

✂ **120x60** 48"x24"

✂ **60x60** 24"x24"





# LAVICA DARK

product page  
203



Available faces

⌵ 0,6 CM

✦ **300x100** 120"x40"

**150x100** 60"x40"

✦ **100x100** 40"x40"

PL PRELUCIDATO  
E SQUADRATO

N NATURALE  
E SQUADRATO

**ACTIVE SURFACES**  
PIETRA DI BASALTO ACTIVE  
Basalto Moro Active

⌵ 0,9 CM


✦ **120x60** 48"x24"

✦ **60x60** 24"x24"



# LAVICA BLACK

product page  
203



Available faces

⌵ 0,6 CM

✦ **300x100** 120"x40"

**150x100** 60"x40"

✦ **100x100** 40"x40"

PL PRELUCIDATO  
E SQUADRATO

N NATURALE  
E SQUADRATO

**ACTIVE SURFACES**  
PIETRA DI BASALTO ACTIVE  
Basalto Nera Active

⌵ 0,9 CM


✦ **120x60** 48"x24"

✦ **60x60** 24"x24"



# LIMESTONE MOON

product page  
203



Available faces

✂ 0,6 CM

**300x100** 120"x40"

**150x100** 60"x40"


**100x100** 40"x40"

**ST** STRUTTURATO R10  
E QUADRATO



# LIMESTONE ASH

product page  
203



Available faces

✕ 0,6 CM

**300x100** 120"x40"

**150x100** 60"x40"

**100x100** 40"x40"

**ST** STRUTTURATO R10  
E QUADRATO



# LIMESTONE DEEP

product page  
203



Available faces

✕ 0,6 CM

**300x100** 120"x40"

**150x100** 60"x40"


**100x100** 40"x40"

**ST** STRUTTURATO R10  
E QUADRATO



**NEW** **JATOBA BROWN**  
**MAXFINE**

product page  
203



Available faces

▲ 0,6 CM

**300x150** 120"x60"

**150x150** 60"x60"

**150x75** 60"x30"

**75x75** 30"x30"


**75x37,5** 30"x15"

**LP** LAPPED  
ESQUADRATO



# LUNAR STONE

product page  
203



Available faces

✕ 0,6 CM

**300x100** 120"x40"

**100x100** 40"x40"

**270x120** 106"x48"

**120x120** 48"x48"

**ST** STRUTTURATO R10 A+B  
E QUADRATO



# TYROL STONE

product page  
203



Available faces

✕ 0,6 CM

**300x100** 120"x40"

**100x100** 40"x40"

**270x120** 106"x48"

**120x120** 48"x48"


**ST** STRUTTURATO R10 A+B  
E QUADRATO





# TUSCANY STONE

product page  
203



Available faces

▲ 0,6 CM

**300x100** 120"x40"

**100x100** 40"x40"

**270x120** 106"x48"


**120x120** 48"x48"

**ST** STRUTTURATO R10 A+B  
E QUADRATO



# CITYSTONE PEARL

product page  
203



Available faces

▲ 0,6 CM

**300x100** 120"x40"

**100x100** 40"x40"

N NATURALE  
E QUADRATO



# CITYSTONE GREY

product page  
203



Available faces

✕ 0,6 CM

**300x100** 120"x40"


**100x100** 40"x40"

N NATURALE  
E QUADRATO



# CITYSTONE DOVE

product page  
203



Available faces

✕ 0,6 CM

**300x100** 120"x40"

**100x100** 40"x40"

N NATURALE  
E QUADRATO



# CITYSTONE BROWN

product page  
203



Available faces

✕ 0,6 CM

**300x100** 120"x40"


**100x100** 40"x40"

N NATURALE  
E QUADRATO



# ART STONE INTENSIVE WHITE

product page  
203



Available faces

✂ 0,6 CM

**300x150** 120"x60"

**150x150** 60"x60"

**150x75** 60"x30"

**75x75** 30"x30"

**75x37,5** 30"x15"

**270x120** 106"x48"


**120x120** 48"x48"

**N** NATURALE  
E SQUADRATO



# ART STONE ABYSS GREY

product page  
203



Available faces

✂ 0,6 CM

**300x150** 120"x60"

**150x150** 60"x60"

**150x75** 60"x30"

**75x75** 30"x30"

**75x37,5** 30"x15"

**270x120** 106"x48"


**120x120** 48"x48"

**N** NATURALE  
E QUADRATO



# ART STONE MYSTIC BLACK

product page  
203



Available faces

✂ 0,6 CM

**300x150** 120"x60"

**150x150** 60"x60"

**150x75** 60"x30"

**75x75** 30"x30"

**75x37,5** 30"x15"

**270x120** 106"x48"

**120x120** 48"x48"


N NATURALE  
ESQUADRATO





# IRON GREY

product page  
203



Available faces

✂ 0,6 CM

**300x150** 120"x60"

**150x150** 60"x60"

**150x75** 60"x30"

**75x75** 30"x30"

**75x37,5** 30"x15"

**300x100** 120"x40"

**150x100** 60"x40"


**100x100** 40"x40"

**N** NATURALE  
E SQUADRATO



# IRON BRONZE

product page  
203



Available faces

✕ 0,6 CM

**300x150** 120"x60"

**150x150** 60"x60"

**150x75** 60"x30"

**75x75** 30"x30"

**75x37,5** 30"x15"

**300x100** 120"x40"

**150x100** 60"x40"


**100x100** 40"x40"

**N** NATURALE  
E QUADRATO



# IRON BLACK

product page  
203



Available faces

✂ 0,6 CM

**300x150** 120"x60"

**150x150** 60"x60"

**150x75** 60"x30"

**75x75** 30"x30"

**75x37,5** 30"x15"

**300x100** 120"x40"

**150x100** 60"x40"

**100x100** 40"x40"

**N** NATURALE  
E SQUADRATO





# design

## range products


- 114 WALK-ON SNOW
- 115 WALK-ON SAND
- 116 WALK-ON HAZEL
- 117 WALK-ON SILVER
- 118 WALK-ON DUSK
- 119 HIGHWAY WHITE
- 120 HIGHWAY GREY
- 121 HIGHWAY BLACK
- 122 CHROMOCODE3D TITANIUM WHITE
- 123 CHROMOCODE3D IVORY BLACK

## > image galleries (digital)



# WALK ON SNOW

product page  
204



Available faces

⌵ 0,6 CM

**300x150** 120"x60"

**150x150** 60"x60"

**150x75** 60"x30"

**75x75** 30"x30"

**75x37,5** 30"x15"

**300x100** 120"x40"

**150x100** 60"x40"

**100x100** 40"x40"

**N** NATURALE  
E SQUADRATO

## FMG WALK ON Snow

⌵ 0,8 CM **2 CM**


**120x60** 48"x24"

**60x60** 24"x24"

**60x30** 24"x12"


**N** NATURALE  
E SQUADRATO

**AS** ANTISLIP  
E SQUADRATO



# WALK ON SAND

product page  
204



Available faces

⌵ 0,6 CM

**300x150** 120"x60"

**150x150** 60"x60"

**150x75** 60"x30"

**75x75** 30"x30"

**75x37,5** 30"x15"

**300x100** 120"x40"

**150x100** 60"x40"

**100x100** 40"x40"

**N** NATURALE  
E SQUADRATO

## FMG WALK ON Sand

⌵ 0,8 CM **2 CM**

**120x60** 48"x24"

**60x60** 24"x24"

**60x30** 24"x12"


**N** NATURALE  
E SQUADRATO

**AS** ANTISLIP  
E SQUADRATO



# WALK ON HAZEL

product page  
204



Available faces

⌵ 0,6 CM

**300x150** 120"x60"

**150x150** 60"x60"

**150x75** 60"x30"

**75x75** 30"x30"

**75x37,5** 30"x15"

**300x100** 120"x40"

**150x100** 60"x40"

**100x100** 40"x40"

**N** NATURALE  
E SQUADRATO

## FMG WALK ON Hazel

⌵ 0,8 CM **2 CM**

**120x60** 48"x24"

**60x60** 24"x24"

**60x30** 24"x12"

**N** NATURALE  
E SQUADRATO

**AS** ANTISLIP  
E SQUADRATO





# WALK ON SILVER

product page  
204



Available faces

⌵ 0,6 CM

**300x150** 120"x60"

**150x150** 60"x60"

**150x75** 60"x30"

**75x75** 30"x30"

**75x37,5** 30"x15"

**300x100** 120"x40"

**150x100** 60"x40"

**100x100** 40"x40"

**N** NATURALE  
E SQUADRATO

## FMG WALK ON Silver

⌵ 0,8 CM **2 CM**

**120x60** 48"x24"

**60x60** 24"x24"

**60x30** 24"x12"

**N** NATURALE  
E SQUADRATO

**AS** ANTISLIP  
E SQUADRATO



# WALK ON DUSK

product page  
204



Available faces

⌵ 0,6 CM

**300x150** 120"x60"

**150x150** 60"x60"

**150x75** 60"x30"

**75x75** 30"x30"

**75x37,5** 30"x15"

**300x100** 120"x40"

**150x100** 60"x40"

**100x100** 40"x40"

**N** NATURALE  
E SQUADRATO

## FMG WALK ON Dusk

⌵ 0,8 CM **2 CM**

**120x60** 48"x24"

**60x60** 24"x24"

**60x30** 24"x12"


**N** NATURALE  
E SQUADRATO

**AS** ANTISLIP  
E SQUADRATO



# HIGHWAY WHITE

product page  
204



Available faces

✂ 0,6 CM

**300x100** 120"x40"

**150x100** 60"x40"


**100x100** 40"x40"

**N** NATURALE  
E SQUADRATO



# HIGHWAY GREY

product page  
204



Available faces

✕ 0,6 CM

**300x100** 120"x40"

**150x100** 60"x40"


**100x100** 40"x40"

N NATURALE  
E QUADRATO



# HIGHWAY BLACK

product page  
204



Available faces

✕ 0,6 CM

**300x100** 120"x40"

**150x100** 60"x40"

**100x100** 40"x40"

N NATURALE  
E SQUADRATO



# CHROMOCODE 3D

product page  
204

## TITANIUM WHITE

▲ 0,6 CM

✦ **300x150** 120"x60"  
**150x150** 60"x60"  
**150x75** 60"x30"  
**75x75** 30"x30"  
**75x37,5** 30"x15"

**300x100** 120"x40"  
**150x100** 60"x40"  
**100x100** 40"x40"

**LU** LUCIDATO  
E SQUADRATO

**N** NATURALE  
E SQUADRATO

**FMG CHROMOCODE 3D**  
Titanium White

▲ 1 CM

✦ **60x60** 24"x24"


**LE** LEVIGATO  
E SQUADRATO

**N** NATURALE  
E SQUADRATO

# CHROMOCODE 3D

product page  
204

## IVORY BLACK

 0,6 CM

**300x150** 120"x60"

**150x150** 60"x60"

**150x75** 60"x30"

**75x75** 30"x30"

**75x37,5** 30"x15"

**300x100** 120"x40"

**150x100** 60"x40"

**100x100** 40"x40"

**LU** LUCIDATO  
E SQUADRATO

**N** NATURALE  
E SQUADRATO

**FMG CHROMOCODE 3D**  
Titanium White

 1 CM

 **60x60** 24"x24"

**LE** LEVIGATO  
E SQUADRATO

**N** NATURALE  
E SQUADRATO









iris ceramica

### range products


- 126 AVENUE IVORY
- 127 AVENUE SILVER
- 128 AVENUE PLUMB
- 129 AVENUE AMBER
- 130 METAL WHITE
- 131 METAL BLACK

### > image galleries (digital)



# AVENUE IVORY\*

product page  
204



Available faces

▲ 0,6 CM

**300x100** 120"x40"

**150x100** 60"x40"

**100x100** 40"x40"


N NATURALE  
E QUADRATO

\* AVENUE XXL COLLECTION IRIS CERAMICA



# AVENUE SILVER\* product page

204



Available faces

\* AVENUE XXL COLLECTION IRIS CERAMICA

⌵ 0,6 CM


**300x100** 120"x40"

**150x100** 60"x40"

**100x100** 40"x40"

N NATURALE  
E SQUADRATO





\* AVENUE XXL COLLECTION IRIS CERAMICA

Available faces

▲ 0,6 CM

**300x100** 120"x40"

**150x100** 60"x40"

**100x100** 40"x40"

N NATURALE  
E QUADRATO



# AVENUE AMBER\* product page

204



Available faces

\* AVENUE XXL COLLECTION IRIS CERAMICA

▲ 0,6 CM

**300x100** 120"x40"

**150x100** 60"x40"


**100x100** 40"x40"

N NATURALE  
E QUADRATO



# METAL WHITE\*

product page  
204



Available faces

\* METAL XXL COLLECTION IRIS CERAMICA

✕ 0,6 CM

**300x150** 120"x60"

**150x150** 60"x60"

**150x75** 60"x30"

**75x75** 30"x30"

**75x37,5** 30"x15"


M METAL  
E SQUADRATO

CH CHROME  
E SQUADRATO



# METAL BLACK\*

product page  
204



\* METAL XXL COLLECTION IRIS CERAMICA

Available faces

▲ 0,6 CM

**300x150** 120"x60"

**150x150** 60"x60"

**150x75** 60"x30"

**75x75** 30"x30"

**75x37,5** 30"x15"

**M** METAL  
E SQUADRATO

**CH** CHROME  
E SQUADRATO



Rassegna delle immagini  
più evocative  
dei materiali Maxfine.

Un completo album digitale  
che raccoglie le immagini  
ambientate di tutte le collezioni  
è consultabile on line.

A gallery of the most evocative  
images of Maxfine materials.

A complete digital album  
of images showing all the  
collections in real installations, for  
consultation online.

Anthologie des plus belles photos  
des matériaux Maxfine.

Un album numérique exhaustif  
réunissant les photos  
contextualisées de toutes les  
collections est disponible en ligne.

Übersicht über die  
aussagekräftigsten Bilder der  
Materialien Maxfine.

Ein umfassendes digitales Album  
mit den Bildern aller Sammlungen  
ist online verfügbar.



# IMAGE GALLERY

> **image galleries** (digital)



new in

Panda White Maxfine





new in

*fireplace\_Patagonia Maxfine  
floor\_Walk On Sand*





new in

wall and countertop...Blue Tempest Maxfine  
floor...Walk On Snow











wall, reception desk counter and floor\_Statuario Delicato  
tables\_Verde Persia





wall, table and countertop - Delicato Crema  
floor - FMG Select Connemarle Irish





wall and floor\_ Bianco Venato Extra, Tyrol Stone  
vanity top\_ Bianco Venato Extra

wall\_Calacatta Oro  
floor\_FMG SELECT Calacatta Oro





Calacatta Grey











*wall, furniture and floor - Breccia Medicea, Rosso Lepanto*





Trambiserra Grey

wall and floor - Brazilian Blue  
counter and tables - Trambiserra Grey











*floor\_ Ocean White  
table and outdoor floor\_ Tyrol Stone*

wall\_Connemarble Irish  
floor\_Caudi Stone Extra





*floor\_ Rosso Lepanto  
tables\_ Breccia Medicea*





*wall, counter and floor - Grigio Alpi Carnia, Statuario Delicato*





wall\_ Black Onyx, Onice Perla  
counter\_ Onice Perla  
floor\_ Black Onyx







new in

Alaska White Maxfine





new in

Celeste Aran Maxfine







new in



Labradorite Maxfine

new in

Deep Norway Maxfine







wall\_Verde Persia  
floor\_Onice Perla







wall and floor - Gemstone Gem Rose

wall and floor - Gemstone Gem Pearl





wall\_Onice Avorio  
floor\_Onice Grigio

wall\_Onice Avorio, Onice Verde  
floor\_Onice Verde



new in

Jatoba Brown Maxfine











wall\_ Lunar Stone, Sahara Noir  
countertop\_ Lunar Stone  
floor\_ Lunar Stone, FMG SELECT Sahara Noir



wall and table--Aosta Green Marble  
floor--Tyrol Stone, Aosta Green Marble

wall and floor--Tyrol Stone





Tuscany Stone









counter bar\_Art Stone Abyss Grey  
floor\_Art Stone Mystic Black

wall\_ Highway White, Kuroca  
kitchen counter\_ Kuroca  
floor\_ Highway White





wall and floor\_ Highway Black  
cube\_ IRIS CERAMICA METAL XXL Metal White







wall\_Walk On Snow, Walk On Silver  
floor\_Walk On Snow

wall and table\_Emperador  
floor\_Walk On Silver



wall\_Walk On Sand  
floor\_FMG Walk On Sand







Sintesi dei codici prodotto e tabelle delle caratteristiche tecniche.

Il documento digitale che raccoglie tutte le informazioni tecniche, certificazioni e informazioni utili è consultabile e scaricabile on line.

Summary of product codes and tables of technical specifications.

A digital document including complete technical information, certifications and additional useful information may be consulted and downloaded online.

Synthèse des codes produit et tableaux des caractéristiques techniques.


Le document numérique réunissant toutes les informations techniques, certifications et informations utiles peut être consulté et téléchargé en ligne.

Zusammenfassung der Produktcodes und Tabellen der technischen Merkmale.

Das digitale Dokument mit allen technischen Informationen, Zertifizierungen und nützlichen Informationen kann online eingesehen und heruntergeladen werden.































# TECH SPECS

> **tech specs** (digital)



**marmi**

colours /size → **300x150** **150x150** **150x75** **75x75** **75x37,5** **300x100** **150x100** **100x100** **270x120** **120x120**  
↓ 120"x60" 60"x60" 60"x30" 30"x30" 30"x15" 120"x40" 60"x40" 40"x40" 106"x48" 48"x48"

		<b>300x150</b>	<b>150x150</b>	<b>150x75</b>	<b>75x75</b>	<b>75x37,5</b>	<b>300x100</b>	<b>150x100</b>	<b>100x100</b>	<b>270x120</b>	<b>120x120</b>
		120"x60"	60"x60"	60"x30"	30"x30"	30"x15"	120"x40"	60"x40"	40"x40"	106"x48"	48"x48"
	<b>ALPS HEART</b> <u>LU</u>	L315297MF6	L150297MF6	L175297MF6	L75297MF6	L737297MF6	-	-	-	-	-
	<b>AMAZONITE</b> <u>LU</u>	L315446MF6	L150446MF6	L175446MF6	L75446MF6	L737446MF6	-	-	-	-	-
	<b>AOSTA GREEN MARBLE</b> <u>LU</u>	L315486MF6	L150486MF6	L175486MF6	L75486MF6	L737486MF6	-	-	-	L2712486MF6	L120486MF6
	<u>PL</u>	P315486MF6	P150486MF6	P175486MF6	P75486MF6	P737486MF6	-	-	-	P2712486MF6	P120486MF6
	<b>ARABESCATO</b> <u>LU</u>	-	L150320MF6	L175320MF6	L75320MF6	L737320MF6	-	-	-	-	-
	<u>PL</u>	-	P150320MF6	P175320MF6	P75320MF6	P737320MF6	-	-	-	-	-
	<b>ARABESCATO BLOCK-A</b> <u>LU</u>	L315320MF6A	-	-	-	-	-	-	-	-	-
	<u>PL</u>	P315320MF6A	-	-	-	-	-	-	-	-	-
	<b>ARABESCATO BLOCK-B</b> <u>LU</u>	L315320MF6B	-	-	-	-	-	-	-	-	-
	<u>PL</u>	P315320MF6B	-	-	-	-	-	-	-	-	-
	<b>BIANCO LASA</b> <u>LU</u>	L315326MF6	L150326MF6	L175326MF6	L75326MF6	L737326MF6	-	-	-	-	-
	<u>PL</u>	P315326MF6	P150326MF6	P175326MF6	P75326MF6	P737326MF6	-	-	-	-	-
	<b>BIANCO VENATO EXTRA</b> <u>LU</u>	L315300MF6	L150300MF6	L175300MF6	L75300MF6	L737300MF6	-	-	-	L2712300MF6	L120300MF6
	<u>PL</u>	P315300MF6	P150300MF6	P175300MF6	P75300MF6	P737300MF6	-	-	-	P2712300MF6	P120300MF6
	Calacatta Statuario  IAS2661530	-	-	-	-	-	-	-	-	-	-
	<b>BIANCO VENATO EXTRA BLOCK-A*</b> <u>LU</u>	L315301MF6*	* Disponibile a richiesta solo per ordini a book-match. Gli uffici commerciali sono a disposizione per informazioni su costi e tempi di consegna. Available on request for book-match order only. Our sales offices are at your disposal to provide information on costs and delivery times.								
	<u>PL</u>	P315301MF6*	Disponibile sur demande seulement pour commandes a livre ouvert. Nos services commerciaux sont à votre entière disposition pour toutes informations sur les coûts et les délais de livraison.								
	<b>BIANCO VENATO EXTRA BLOCK-B*</b> <u>LU</u>	L315302MF6*	Auf Anfrage verfügbar bei einer book-match Bestellung. Die Handelsabteilung informiert Sie gern bezüglich Verarbeitungsfristen und Produktionskosten.								
	<u>PL</u>	P315302MF6*									
	<b>BLACK MARQUINIA</b> <u>LU</u>	L315338MF6	L150338MF6	L175338MF6	L75338MF6	L737338MF6	-	-	-	L2712338MF6	L120338MF6
	<u>SY</u>	SY315338MF6	SY150338MF6	SY175338MF6	SY75338MF6	SY737338MF6	-	-	-	SY2712338MF6	SY120338MF6
	<b>BLACK ONYX</b> <u>LU</u>	L315563MF6	L150563MF6	L175563MF6	L75563MF6	L737563MF6	-	-	-	-	-
	<b>BLUE DE SAVOIE</b> <u>LU</u>	L315327MF6	L150327MF6	L175327MF6	L75327MF6	L737327MF6	-	-	-	-	-
	<u>PL</u>	P315327MF6	P150327MF6	P175327MF6	P75327MF6	P737327MF6	-	-	-	-	-
	<b>BLUE TEMPEST MAXFINE</b> <u>LU</u>	-	L150607MF6	L175607MF6	L75607MF6	L737607MF6	-	-	-	-	-
	<b>BLUE TEMPEST MAXFINE BLOCK-A</b> <u>LU</u>	L315607MF6A	* Disponibile a richiesta solo per ordini a book-match. Gli uffici commerciali sono a disposizione per informazioni su costi e tempi di consegna. Available on request for book-match order only. Our sales offices are at your disposal to provide information on costs and delivery times.								
	<u>PL</u>	L315607MF6B	Disponibile sur demande seulement pour commandes a livre ouvert. Nos services commerciaux sont à votre entière disposition pour toutes informations sur les coûts et les délais de livraison.								
	<b>BLUE TEMPEST MAXFINE BLOCK-B</b> <u>LU</u>	L315607MF6B	Auf Anfrage verfügbar bei einer book-match Bestellung. Die Handelsabteilung informiert Sie gern bezüglich Verarbeitungsfristen und Produktionskosten.								
	<u>PL</u>										
	<b>BRAZILIAN BLUE</b> <u>LU</u>	-	L150562MF6	L175562MF6	L75562MF6	L737562MF6	-	-	-	-	-
	<b>BRAZILIAN BLUE BLOCK-A*</b> <u>LU</u>	L315562MF6A	* Disponibile a richiesta solo per ordini a book-match. Gli uffici commerciali sono a disposizione per informazioni su costi e tempi di consegna. Available on request for book-match order only. Our sales offices are at your disposal to provide information on costs and delivery times.								
	<u>PL</u>	L315562MF6B	Disponibile sur demande seulement pour commandes a livre ouvert. Nos services commerciaux sont à votre entière disposition pour toutes informations sur les coûts et les délais de livraison.								
	<b>BRAZILIAN BLUE BLOCK-B*</b> <u>LU</u>	L315562MF6B	Auf Anfrage verfügbar bei einer book-match Bestellung. Die Handelsabteilung informiert Sie gern bezüglich Verarbeitungsfristen und Produktionskosten.								
	<u>PL</u>										
	<b>BRECCIA MEDICEA</b> <u>LU</u>	L315551MF6	L150551MF6	L175551MF6	L75551MF6	L737551MF6	-	-	-	-	-
	<u>PL</u>	P315551MF6	P150551MF6	P175551MF6	P75551MF6	P737551MF6	-	-	-	-	-
	<b>CALACATTA</b> <u>LU</u>	L315265MF6	L150265MF6	L175265MF6	L75265MF6	L737265MF6	L310265MF6	L1510265MF6	L100265MF6	-	-
	<u>PL</u>	P315265MF6	P150265MF6	P175265MF6	P75265MF6	P737265MF6	P310265MF6	P1510265MF6	P100265MF6	-	-
	Calacatta  IAS461530	-	-	-	-	-	-	-	-	-	-
	<b>CALACATTA BLOCK-A</b> <u>LU</u>	L315268MF6	-	-	-	-	-	-	-	-	-
	<u>PL</u>	P315268MF6	-	-	-	-	-	-	-	-	-
	<b>CALACATTA BLOCK-B</b> <u>LU</u>	L315267MF6	-	-	-	-	-	-	-	-	-
	<u>PL</u>	P315267MF6	-	-	-	-	-	-	-	-	-
	<b>CALACATTA GREY</b> <u>LU</u>	L315485MF6	L150485MF6	L175485MF6	L75485MF6	L737485MF6	-	-	-	L2712485MF6	L120485MF6
	<u>PL</u>	P315485MF6	P150485MF6	P175485MF6	P75485MF6	P737485MF6	-	-	-	P2712485MF6	P120485MF6
	<b>CALACATTA ORO</b> <u>LU</u>	L315365MF6	L150365MF6	L175365MF6	L75365MF6	L737365MF6	-	-	-	-	-
	<u>PL</u>	P315365MF6	P150365MF6	P175365MF6	P75365MF6	P737365MF6	-	-	-	-	-
	<b>CONNEMARBLE IRISH</b> <u>LU</u>	L315487MF6	L150487MF6	L175487MF6	L75487MF6	L737487MF6	-	-	-	-	-

# Technical features



























**LU** LUCIDATO  
E SQUADRATO

**GL** GLINT  
E SQUADRATO

**SY** SILKY  
E SQUADRATO





**PL** PRELUCIDATO  
E SQUADRATO

## marmi

colours /size →	300x150 120"x60"	150x150 60"x60"	150x75 60"x30"	75x75 30"x30"	75x37,5 30"x15"	300x100 120"x40"	150x100 60"x40"	100x100 40"x40"	270x120 106"x48"	120x120 48"x48"
	<b>LU</b> L315552MF6	L150552MF6	L175552MF6	L75552MF6	L737552MF6	-	-	-	-	-
	<b>PL</b> P315552MF6	P150552MF6	P175552MF6	P75552MF6	P737552MF6	-	-	-	-	-
	<b>LU</b> FMAA100U010A2	FMAA100U011A2	FMAA100U012A2	FMAA100U013A2	FMAA100U014A2	-	-	-	-	-
	<b>LU</b> L315317MF6	L150317MF6	L175317MF6	L75317MF6	L737317MF6	-	-	-	-	-
	<b>PL</b> P315317MF6	P150317MF6	P175317MF6	P75317MF6	P737317MF6	-	-	-	-	-
	<b>LU</b> L315318MF6*	* Disponibile a richiesta solo per ordini a book-match. Gli uffici commerciali sono a disposizione per informazioni su costi e tempi di consegna. Available on request for book-match order only. Our sales offices are at your disposal to provide information on costs and delivery times. Disponible sur demande seulement pour commandes a livre ouvert. Nos services commerciaux sont à votre entière disposition pour toutes informations sur les coûts et les délais de livraison.								
	<b>LU</b> L315319MF6*	Auf Anfrage verfügbar bei einer book-match Bestellung. Die Handelsabteilung informiert Sie gern bezüglich Verarbeitungsfristen und Produktionskosten.								
	<b>LU</b> L315517MF6	L150517MF6	L175517MF6	L75517MF6	L737517MF6	-	-	-	-	-
	<b>SY</b> SY315517MF6	SY150517MF6	SY175517MF6	SY75517MF6	SY737517MF6	-	-	-	-	-
	<b>LU</b> L315561MF6	L150561MF6	L175561MF6	L75561MF6	L737561MF6	-	-	-	-	-
	<b>LU</b> L315554MF6	L150554MF6	L175554MF6	L75554MF6	L737554MF6	-	-	-	-	-
	<b>SY</b> SY315554MF6	SY150554MF6	SY175554MF6	SY75554MF6	SY737554MF6	-	-	-	-	-
	<b>LU</b> L315516MF6	L150516MF6	L175516MF6	L75516MF6	L737516MF6	-	-	-	-	-
	<b>SY</b> SY315516MF6	SY150516MF6	SY175516MF6	SY75516MF6	SY737516MF6	-	-	-	-	-
	<b>LU</b> L315559MF6	L150559MF6	L175559MF6	L75559MF6	L737559MF6	-	-	-	-	-
	<b>GL</b> G315605MF6	G150605MF6	G175605MF6	G75605MF6	G737605MF6	-	-	-	-	-
	<b>LP</b> -	L150606MF6	L175606MF6	L75606MF6	L737606MF6	-	-	-	-	-
	<b>PL</b> -	P150606MF6	P175606MF6	P75606MF6	P737606MF6	-	-	-	-	-
	<b>LP</b> L315606MF6A	* Disponibile a richiesta solo per ordini a book-match. Gli uffici commerciali sono a disposizione per informazioni su costi e tempi di consegna. Available on request for book-match order only. Our sales offices are at your disposal to provide information on costs and delivery times.								
	<b>PL</b> P315606MF6A	Disponible sur demande seulement pour commandes a livre ouvert. Nos services commerciaux sont à votre entière disposition pour toutes informations sur les coûts et les délais de livraison.								
	<b>LP</b> L315606MF6B	Auf Anfrage verfügbar bei einer book-match Bestellung. Die Handelsabteilung informiert Sie gern bezüglich Verarbeitungsfristen und Produktionskosten.								
	<b>PL</b> P315606MF6B									
	<b>LU</b> L315550MF6	L150550MF6	L175550MF6	L75550MF6	L737550MF6	-	-	-	-	-
	<b>PL</b> P315550MF6	P150550MF6	P175550MF6	P75550MF6	P737550MF6	-	-	-	-	-
	<b>LU</b> L315364MF6	L150364MF6	L175364MF6	L75364MF6	L737364MF6	-	-	-	L2712364MF6	L120364MF6
	<b>SY</b> SY315364MF6	SY150364MF6	SY175364MF6	SY75364MF6	SY737364MF6	-	-	-	SY2712364MF6	SY120364MF6
	<b>LU</b> L315484MF6	L150484MF6	L175484MF6	L75484MF6	L737484MF6	-	-	-	-	-
	<b>PL</b> P315484MF6	P150484MF6	P175484MF6	P75484MF6	P737484MF6	-	-	-	-	-
	<b>LU</b> L315334MF6	L150334MF6	L175334MF6	L75334MF6	L737334MF6	-	-	-	-	-
	<b>LU</b> L315335MF6	L150335MF6	L175335MF6	L75335MF6	L737335MF6	-	-	-	-	-
	<b>PL</b> P315335MF6	P150335MF6	P175335MF6	P75335MF6	P737335MF6	-	-	-	-	-
	<b>LU</b> L315189MF6	L150189MF6	L175189MF6	L75189MF6	L737189MF6	L310189MF6	L1510189MF6	L100189MF6	-	-
	<b>PL</b> P315189MF6	P150189MF6	P175189MF6	P75189MF6	P737189MF6	P310189MF6	P1510189MF6	P100189MF6	-	-
	<b>LU</b> L315553MF6	L150553MF6	L175553MF6	L75553MF6	L737553MF6	-	-	-	-	-
	<b>PL</b> P315553MF6	P150553MF6	P175553MF6	P75553MF6	P737553MF6	-	-	-	-	-
	<b>LU</b> L315288MF6	L150288MF6	L175288MF6	L75288MF6	L737288MF6	-	-	-	-	-
	<b>PL</b> P315288MF6	P150288MF6	P175288MF6	P75288MF6	P737288MF6	-	-	-	-	-
	<b>LU</b> L315328MF6	L150328MF6	L175328MF6	L75328MF6	L737328MF6	-	-	-	-	-
	<b>LU</b> L315339MF6	L150339MF6	L175339MF6	L75339MF6	L737339MF6	-	-	-	-	-
	<b>SY</b> SY315339MF6	SY150339MF6	SY175339MF6	SY75339MF6	SY737339MF6	-	-	-	-	-
	<b>LU</b> L315488MF6	L150488MF6	L175488MF6	L75488MF6	L737488MF6	-	-	-	-	-
	<b>LU</b> L315332MF6	L150332MF6	L175332MF6	L75332MF6	L737332MF6	-	-	-	L2712332MF6	L120332MF6
	<b>PL</b> -	-	-	-	-	-	-	-	P2712332MF6	P120332MF6
	<b>SY</b> SY315332MF6	SY150332MF6	SY175332MF6	SY75332MF6	SY737332MF6	-	-	-	-	-
















## graniti

colours /size → **300x150** **150x150** **150x75** **75x75** **75x37,5** **300x100** **150x100** **100x100** **270x120** **120x120**  
↓ 120"x60" 60"x60" 60"x30" 30"x30" 30"x15" 120"x40" 60"x40" 40"x40" 106"x48" 48"x48"

	<b>ALASKA WHITE MAXFINE</b> <b>LP</b>	L315600MF6	L150600MF6	L175600MF6	L75600MF6	L737600MF6	-	-	-	-	-
	<b>PL</b>	P315600MF6	P150600MF6	P175600MF6	P75600MF6	P737600MF6	-	-	-	-	-
	<b>CELESTE ARAN MAXFINE</b> <b>LP</b>	L315601MF6	L150601MF6	L175601MF6	L75601MF6	L737601MF6	-	-	-	-	-
	<b>PL</b>	P315601MF6	P150601MF6	P175601MF6	P75601MF6	P737601MF6	-	-	-	-	-
	<b>DEEP NORWAY MAXFINE</b> <b>GL</b>	G315602MF6	G150602MF6	G175602MF6	G75602MF6	G737602MF6	-	-	-	-	-
	<b>LABRADORITE MAXFINE</b> <b>GL</b>	G315603MF6	G150603MF6	G175603MF6	G75603MF6	G737603MF6	-	-	-	-	-

## preciosity slabs



























colours /size → **300x150** **150x150** **150x75** **75x75** **75x37,5** **300x100** **150x100** **100x100** **270x120** **120x120**  
↓ 120"x60" 60"x60" 60"x30" 30"x30" 30"x15" 120"x40" 60"x40" 40"x40" 106"x48" 48"x48"

	<b>AGATA ATENA</b> <b>LU</b>	L315448MF6	-	-	-	-	-	-	-	-	-
	<b>AGATA BLACK</b> <b>LU</b>	L315447MF6	-	-	-	-	-	-	-	-	-
	<b>AGATA BLU</b> <b>LU</b>	L315449MF6	-	-	-	-	-	-	-	-	-
	<b>GEMSTONE GEM PEARL</b> <b>LU</b>	L315372MF6	L150372MF6	L175372MF6	L75372MF6	L737372MF6	-	-	-	-	-
	<b>GEMSTONE GEM ROSE</b> <b>LU</b>	L315373MF6	L150373MF6	L175373MF6	L75373MF6	L737373MF6	-	-	-	-	-
	<b>ONICE ALABASTRINO</b> <b>LU</b>	L315358MF6	L150358MF6	L175358MF6	L75358MF6	L737358MF6	-	-	-	-	-
	<b>ONICE AVORIO</b> <b>LU</b>	L315340MF6	L150340MF6	L175340MF6	L75340MF6	L737340MF6	-	-	-	-	-
	<b>SY</b>	SY315340MF6	SY150340MF6	SY175340MF6	SY75340MF6	SY737340MF6	-	-	-	-	-
	<b>ONICE GHIACCIO</b> <b>LU</b>	L315353MF6	L150353MF6	L175353MF6	L75353MF6	L737353MF6	-	-	-	-	-
	<b>ONICE GIADA</b> <b>LU</b>	L315357MF6	L150357MF6	L175357MF6	L75357MF6	L737357MF6	-	-	-	-	-
	<b>ONICE GRIGIO</b> <b>LU</b>	L315341MF6	L150341MF6	L175341MF6	L75341MF6	L737341MF6	-	-	-	-	-
	<b>SY</b>	SY315341MF6	SY150341MF6	SY175341MF6	SY75341MF6	SY737341MF6	-	-	-	-	-
	<b>ONICE MALAGA</b> <b>LU</b>	L315356MF6	L150356MF6	L175356MF6	L75356MF6	L737356MF6	-	-	-	-	-
	<b>ONICE ORO</b> <b>LU</b>	L315289MF6	L150289MF6	L175289MF6	L75289MF6	L737289MF6	-	-	-	-	-
	<b>PL</b>	P315289MF6	P150289MF6	P175289MF6	P75289MF6	P737289MF6	-	-	-	-	-
	<b>ONICE PERLA</b> <b>LU</b>	L315290MF6	L150290MF6	L175290MF6	L75290MF6	L737290MF6	-	-	-	-	-
	<b>PL</b>	P315290MF6	P150290MF6	P175290MF6	P75290MF6	P737290MF6	-	-	-	-	-
	<b>ONICE REALE</b> <b>LU</b>	L315354MF6	L150354MF6	L175354MF6	L75354MF6	L737354MF6	-	-	-	-	-
	<b>ONICE VERDE</b> <b>LU</b>	L315342MF6	L150342MF6	L175342MF6	L75342MF6	L737342MF6	-	-	-	-	-
	<b>SY</b>	SY315342MF6	SY150342MF6	SY175342MF6	SY75342MF6	SY737342MF6	-	-	-	-	-

# Technical features












<b><u>N</u></b>	NATURALE E SQUADRATO
<b><u>LP</u></b>	LAPPED E SQUADRATO
<b><u>PL</u></b>	PRELUCIDATO E SQUADRATO
<b><u>ST</u></b>	STRUTTURATO E SQUADRATO

## pietre e metalli

colours /size →	300x150 120"x60"	150x150 60"x60"	150x75 60"x30"	75x75 30"x30"	75x37,5 30"x15"	300x100 120"x40"	150x100 60"x40"	100x100 40"x40"	270x120 106"x48"	120x120 48"x48"
 ART STONE ABYSS GREY	<u>N</u> P315592MF6	P150592MF6	P175592MF6	P75592MF6	P737592MF6	-	-	-	P2712592MF6	P120592MF6
 ART STONE INTENSIVE WHITE	<u>N</u> P315593MF6	P150593MF6	P175593MF6	P75593MF6	P737593MF6	-	-	-	P2712593MF6	P120593MF6
 ART STONE MYSTIC BLACK	<u>N</u> P315591MF6	P150591MF6	P175591MF6	P75591MF6	P737591MF6	-	-	-	P2712591MF6	P120591MF6
 CITYSTONE DOVE	<u>N</u> -	-	-	-	-	P310335MF6	-	P100335MF6	-	-
 CITYSTONE BROWN	<u>N</u> -	-	-	-	-	P310336MF6	-	P100336MF6	-	-
 CITYSTONE GREY	<u>N</u> -	-	-	-	-	P310334MF6	-	P100334MF6	-	-
 CITYSTONE PEARL	<u>N</u> -	-	-	-	-	P310333MF6	-	P100333MF6	-	-
 IRON BLACK	<u>N</u> P315329MF6	P150329MF6	P175329MF6	P75329MF6	P737329MF6	P310329MF6	P1510329MF6	P100329MF6	-	-
 IRON BRONZE	<u>N</u> P315330MF6	P150330MF6	P175330MF6	P75330MF6	P737330MF6	P310330MF6	P1510330MF6	P100330MF6	-	-
 IRON GREY	<u>N</u> P315331MF6	P150331MF6	P175331MF6	P75331MF6	P737331MF6	P310331MF6	P1510331MF6	P100331MF6	-	-
 JATOBA BROWN MAXFINE	<u>LP</u> L315604MF6	L150604MF6	L175604MF6	L75604MF6	L737604MF6	-	-	-	-	-
 LAVICA BEIGE	<u>PL</u> -	-	-	-	-	L310306MF6	-	L100306MF6	-	-
 Basalto Beige	<u>N</u> -	-	-	-	-	P310306MF6	P1510306MF6	P100306MF6	-	-
 LAVICA BLACK	<u>PL</u> -	-	-	-	-	L310307MF6	-	L100307MF6	-	-
 Basalto Nero	<u>N</u> -	-	-	-	-	P310307MF6	P1510307MF6	P100307MF6	-	-
 LAVICA DARK	<u>PL</u> -	-	-	-	-	L310305MF6	-	L100305MF6	-	-
 Basalto Dark	<u>N</u> -	-	-	-	-	P310305MF6	P1510305MF6	P100305MF6	-	-
 LAVICA GREY	<u>PL</u> -	-	-	-	-	L310304MF6	-	L100304MF6	-	-
 Basalto Grigio	<u>N</u> -	-	-	-	-	P310304MF6	P1510304MF6	P100304MF6	-	-
 LAVICA PEARL	<u>PL</u> -	-	-	-	-	L310303MF6	-	L100303MF6	-	-
 Basalto Bianco	<u>N</u> -	-	-	-	-	P310303MF6	P1510303MF6	P100303MF6	-	-
 LIMESTONE ASH	<u>ST</u> R10	-	-	-	-	P310312MF6	P1510312MF6	P100312MF6	-	-
 LIMESTONE DEEP	<u>ST</u> R10	-	-	-	-	P310313MF6	P1510313MF6	P100313MF6	-	-
 LIMESTONE MOON	<u>ST</u> R10	-	-	-	-	P310311MF6	P1510311MF6	P100311MF6	-	-
 LUNAR STONE	<u>ST</u> R10	-	-	-	-	ST310540MF6	-	ST100540MF6	ST2712540MF6	ST120540MF6
 TUSCANY STONE	<u>ST</u> R10	-	-	-	-	ST310546MF6	-	ST100546MF6	ST2712546MF6	ST120546MF6
 TYROL STONE	<u>ST</u> R10	-	-	-	-	ST310539MF6	-	ST100539MF6	ST2712539MF6	ST120539MF6







## design

colours / size → 300x150 150x150 150x75 75x75 75x37,5 300x100 150x100 100x100 270x120 120x120  
↓ 120"x60" 60"x60" 60"x30" 30"x30" 30"x15" 120"x40" 60"x40" 40"x40" 106"x48" 48"x48"

	CHROMOCODE <b>LU</b>	L315247MF6	L150247MF6	L175247MF6	L75247MF6	L737247MF6	L310247MF6	L1510247MF6	L100247MF6	-	-
	3D IVORY <b>N</b>	P315247MF6	P150247MF6	P175247MF6	P75247MF6	P737247MF6	P310247MF6	P1510247MF6	P100247MF6	-	-
	CHROMOCODE <b>LU</b>	L315240MF6	L150240MF6	L175240MF6	L75240MF6	L737240MF6	L310240MF6	L1510240MF6	L100240MF6	-	-
	3D TITANIUM <b>N</b>	P315240MF6	P150240MF6	P175240MF6	P75240MF6	P737240MF6	P310240MF6	P1510240MF6	P100240MF6	-	-
	Uni Ice <b>N</b>	IAS0161530	-	-	-	-	-	-	-	-	-
	HIGHWAY <b>N</b>	-	-	-	-	-	P310594MF6	P1510594MF6	P100594MF6	-	-
	BLACK										
	HIGHWAY <b>N</b>	-	-	-	-	-	P310595MF6	P1510595MF6	P100595MF6	-	-
	GREY										
	HIGHWAY <b>N</b>	-	-	-	-	-	P310596MF6	P1510596MF6	P100596MF6	-	-
	WHITE										
	WALK ON <b>N</b>	P315345MF6	P150345MF6	P175345MF6	P75345MF6	P737345MF6	P310345MF6	P1510345MF6	P100345MF6	-	-
	DUSK <b>R10</b>										
	WALK ON <b>N</b>	P315346MF6	P150346MF6	P175346MF6	P75346MF6	P737346MF6	P310346MF6	P1510346MF6	P100346MF6	-	-
	HAZEL <b>R10</b>										
	WALK ON <b>N</b>	P315352MF6	P150352MF6	P175352MF6	P75352MF6	P737352MF6	P310352MF6	P1510352MF6	P100352MF6	-	-
	SAND <b>R10</b>										
	WALK ON <b>N</b>	P315344MF6	P150344MF6	P175344MF6	P75344MF6	P737344MF6	P310344MF6	P1510344MF6	P100344MF6	-	-
	SILVER <b>R10</b>										
	WALK ON <b>N</b>	P315343MF6	P150343MF6	P175343MF6	P75343MF6	P737343MF6	P310343MF6	P1510343MF6	P100343MF6	-	-
	SNOW <b>R10</b>										

## iris ceramica

colours / size → 300x150 150x150 150x75 75x75 75x37,5 300x100 150x100 100x100 270x120 120x120  
↓ 120"x60" 60"x60" 60"x30" 30"x30" 30"x15" 120"x40" 60"x40" 40"x40" 106"x48" 48"x48"

	AVENUE <b>N</b>	-	-	-	-	-	HI310026XL	HI1510026XL	HI100026XL	-	-
	AMBER*										
	AVENUE <b>N</b>	-	-	-	-	-	HI310023XL	HI1510023XL	HI100023XL	-	-
	IVORY*										
	AVENUE <b>N</b>	-	-	-	-	-	HI310024XL	HI1510024XL	HI100024XL	-	-
	SILVER*										
	AVENUE <b>N</b>	-	-	-	-	-	HI310025XL	HI1510025XL	HI100025XL	-	-
	PLUMB*										
	METAL <b>M</b>	HI315003XL	HI150003XL	HI175003XL	HI75003XL	HI737003XL	-	-	-	-	-
	BLACK** <b>CH</b>	HI315006XL	HI150006XL	HI175006XL	HI75006XL	HI737006XL	-	-	-	-	-
	METAL <b>M</b>	HI315001XL	HI150001XL	HI175001XL	HI75001XL	HI737001XL	-	-	-	-	-
	WHITE** <b>CH</b>	HI315004XL	HI150004XL	HI175004XL	HI75004XL	HI737004XL	-	-	-	-	-



## Technical features

### DELIVERED WITH RANDOM VEINS

#### VENATURA DELLE LASTRE E APPRONTAMENTO ORDINI.

Per garantire la migliore resa estetica, le lastre Maxfine presentano un certo numero di facce differenti.

Nell'approntamento degli ordinativi, la selezione delle lastre rispetta la casualità tipica dei materiali naturali: non è perciò possibile garantire la continuità nel disegno della venatura tra i vari pezzi spediti. Maxfine nasce dalla combinazione della terra con il fuoco: l'eventuale continuità della venatura tra lastre diverse soggiace alla tipica tolleranza dei prodotti naturali.

#### SLAB VEINS AND ORDER PREPARATION.

To ensure optimal aesthetic performance, Maxfine slabs have a certain number of different faces. During order preparation, slabs are randomly selected to reproduce the random nature of natural materials: this means we cannot guarantee continuity of the veins between the various different pieces shipped. Maxfine is produced by the combination of earth and fire: continuity of veins between slabs is subject to the tolerance typical of natural materials.

#### VEINES DES DALLES ET PREPARATION COMMANDES.

Pour garantir le meilleur rendement esthétique, les dalles Maxfine présentent un certain nombre de faces différentes. Lors de la préparation des commandes, la sélection des dalles respecte le caractère aléatoire typique des matériaux naturels: par conséquent, il n'est pas possible de garantir la continuité du dessin des veines entre les différentes pièces expédiées. Maxfine naît de la combinaison de la terre avec le feu: l'éventuelle continuité des veines entre différentes dalles correspond à la tolérance typique des produits naturels.

#### PLATTENMASERUNG UND AUFTRAGSVORBEREITUNG.

Für die beste Ästhetik bei der Anwendung weisen die Platten Maxfine eine gewisse Anzahl unterschiedlicher Oberseiten auf.

Bei der Vorbereitung der Aufträge entspricht die Auswahl der Platten dem typischen Zufallsprinzip der natürlichen Materie: es kann von daher keine Kontinuität bei der Maserung unter den verschiedenen versandten Stücken garantiert werden. Maxfine entsteht aus der Kombination von Erde und Feuer: eine ggf. vorhandene Kontinuität der Maserung auf den Platten unterliegt der typischen Toleranz der Naturprodukte.

### NOMINAL SIZES

#### TUTTI I FORMATI SONO NOMINALI.

FMG Fabbrica Marmi e Graniti si riserva la facoltà di modificare in qualunque momento le informazioni e le caratteristiche illustrate in questo catalogo, che non sono comunque da ritenere legalmente vincolanti. I colori e le caratteristiche estetiche dei prodotti sono quanto più possibile vicini a quelli reali, nei limiti consentiti dai processi di stampa.

#### ALL SIZES ARE NOMINAL.

FMG Fabbrica Marmi e Graniti reserves the right to modify the information and the characteristics illustrated in this catalogue (which are in any case not legally binding) at any moment. The colours and appearance features of the products are as close as possible to reality, within the limitation of the printing process.

#### TOUS LES FORMATS SONT NOMINAUX.

FMG Fabbrica Marmi e Graniti se réserve la faculté de modifier à tout moments les informations et les caractéristiques figurant dans le présent catalogue, lesquelles n'engagent pas par le fabricant au plan légal. Les couleurs et les caractéristiques esthétiques sont fidèles aux couleurs et caractéristiques réelles dans les limites des procédés d'impression.

#### ALLE FORMATE SIND NENNWERTE.

Die Firma FMG Fabbrica Marmi e Graniti behält sich vor, die in diesem Katalog enthaltenen Informationen und Eigenschaften jederzeit zu ändern; sie gelten auf keinen Fall als gesetzlich bindend. Die Farben und ästhetischen Eigenschaften der Produkte kommen innerhalb der Möglichkeiten der Druckverfahren den tatsächlichen Eigenschaften so weit wie möglich nahe.

### CHROMATIC VARIATIONS

La trasformazione di materie prime naturali, associata all'utilizzo di innovative tecnologie di produzione brevettate, consente di ottenere materiali dalle elevate prestazioni tecniche, che si distinguono per i tipici effetti a tutto spessore da sempre prerogativa esclusiva dei marmi e delle pietre di cava. Le variazioni cromatiche, di venatura e le piccole puntature sono pertanto caratteristiche di alto pregio dei materiali FMG, ricercate e volute proprio al fine di ricreare la suggestione di una pavimentazione esclusiva, in cui si possa riscoprire la casualità e la bellezza dei materiali naturali. In ragione di quanto sopra i riferimenti cromatici presentati su cataloghi e campionature sono da intendersi puramente indicativi.

The processing of natural raw materials, combined with the use of leading-edge patented production techniques, makes it possible to obtain high-tech materials characterized by typical full-body effects, a feature that has always been the exclusive hallmark of quarried marble and stone. Chromatic variations, veining and speckling are thus prized characteristics of FMG materials, designed and produced to recreate the fascination of exclusive floorings, that reveal the randomness and beauty of natural materials. On the basis of the above statements, the colour references in the catalogues and samples are to be considered as approximate.

La transformation de matières premières naturelles, alliée à l'application de technologies de production d'avant-garde brevetées, permet d'obtenir des matériaux capables de performances techniques élevées se distinguant par leurs effets pleine masse typiques qui sont depuis toujours la prérogative exclusive des marbres et des pierres de carrière. Les variations chromatiques, les veines et les petits points sont donc des caractéristiques de grande valeur des matériaux FMG, recherchées et voulues dans le but de recréer la suggestion d'un sol exclusif grâce auquel il est possible de redécouvrir l'impondérable et la splendeur des matériaux naturels. C'est la raison pour laquelle les références chromatiques présentées sur les catalogues et les échantillons ne sont données qu'à titre indicatif.

Die Umwandlung von natürlichen Rohmaterialien mit Hilfe von innovativen und patentierten Produktionstechnologien, ermöglicht die Herstellung von Materialien mit hoher technischer Leistungsfähigkeit, die sich durch die typischen vollgemischten Effekte unterscheiden und die seit jeher die charakteristische Besonderheit der Marmorarten und der Steine aus dem Steinbruch sind. Die farblichen Unterschiede, die Äderungen und die kleinen Punkte sind aus diesem Grund charakteristische Eigenschaften der Materialien FMG von besonderem Wert. Diese "Unvollkommenheiten" sind besonders gewählt und gewollt, um einen exklusiven Bodenbelag zu erzielen, bei dem die Zufälligkeit und die Schönheit der natürlichen Materialien voll zum Ausdruck kommen können. Angesichts der oben aufgeführten Tatsache sind die Farben der Kataloge und der Muster unverbindlich.

# SEVENTYONE PERCENT

A new bathroom  
experience

Inspiration



Suite

Thirties



Globe

**Tutto in questo mondo, vive in simbiosi, anche le cose più distanti possono convivere tra loro, influenzarsi e coesistere.**

**Questo rapporto viene espresso perfettamente dal concetto di percentuale.**

71% è la percentuale di superficie terrestre coperta da acqua, scambio e simbiosi alla base di tutto.

L'equilibrio perfetto.

Con questa premessa Iris Ceramica Group ha creato Seventyonepercent, una visione contemporanea dell'arredo bagno che unisce la sensibilità verso l'ambiente alla ricerca costante sul design e la selezione dei materiali.

Un concetto di arredo bagno, emozionante, contemporaneo e sostenibile.

**Everything in this world lives in symbiosis, even the most distant things can coexist and influence each other.**

**This relationship is perfectly expressed by the concept of the percentage.**

71% is the percentage of the earth covered by water, the exchange and symbiosis at the base of everything.

The perfect balance.

Based on this idea, Iris Ceramica Group has created Seventyonepercent, a contemporary vision of bathroom furnishings that combines sensitivity to the environment with the constant study of design and the selection of materials.

An exciting, contemporary and sustainable bathroom furnishing concept.

**Alles in dieser Welt lebt in Symbiose. Selbst die entferntesten Elemente können sich gegenseitig beeinflussen und nebeneinander bestehen.**

**Diese Beziehung wird perfekt durch das Konzept des Prozentsatzes zum Ausdruck gebracht.**

71 % ist der prozentuale Anteil der von Wasser bedeckten Fläche der Erde.

Ort des Austauschs und der Symbiose, die allem zugrunde liegt. Das perfekte Gleichgewicht.

Dies vorausgeschickt, hat Iris Ceramica Group Seventyonepercent geschaffen, eine zeitgemäße Vision der Badezimmereinrichtung, die eine große Sensibilität gegenüber der Umwelt mit kontinuierlichen Designstudien und einer sorgfältigen Materialauswahl verbindet.

Ein Badezimmerkonzept, das Emotionen weckt. Modern und nachhaltig.

**Tout dans ce monde vit en symbiose, même les choses les plus éloignées peuvent vivre ensemble, s'influencer mutuellement et coexister.**

**Cette relation est parfaitement exprimée par le concept de pourcentage.**

71%, c'est le pourcentage de la surface de la terre couverte par l'eau, l'échange et la symbiose à la base de tout.

L'équilibre parfait.

Partant de ce principe, Iris Ceramica Group a créé Seventyonepercent, une vision contemporaine de la décoration des salles de bains qui associe la sensibilité à l'environnement: une recherche constante sur la conception et le choix des matières.


Un concept passionnant, contemporain et durable de décoration de salles de bains.

**More Info**  
[seventyonepercent.com](http://seventyonepercent.com)




Vanity top  
Top bagno  
Plan vasque  
Waschtisch

Doha



Minimal

Oslo



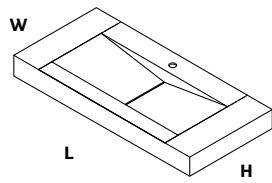
Starling



Tokyo

---

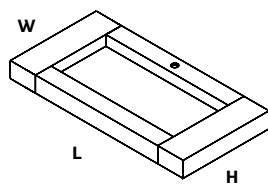
## Doha



<b>DOHA80</b>	L80 x W50 x H9,6
<b>DOHA100</b>	L100 x W50 x H9,6
<b>DOHA120</b>	L120 x W50 x H9,6
<b>DOHA140</b>	L140 x W55 x H9,6
<b>DOHA160</b>	L160 x W55 x H9,6
<b>DOHA200</b>	L200 x W60 x H9,6
<b>DOHA220</b>	L220 x W60 x H9,6

---

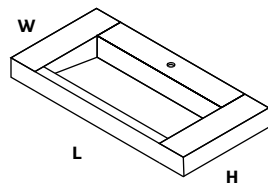
## Minimal



<b>MINIM80</b>	L80 x W50 x H9,6
<b>MINIM100</b>	L100 x W50 x H9,6
<b>MINIM120</b>	L120 x W50 x H9,6
<b>MINIM140</b>	L140 x W55 x H9,6
<b>MINIM160</b>	L160 x W55 x H9,6
<b>MINIM200</b>	L200 x W60 x H9,6
<b>MINIM220</b>	L220 x W60 x H9,6

---

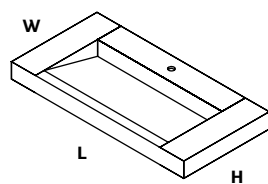
## Oslo



<b>OSLO80</b>	L80 x W50 x H9,6
<b>OSLO100</b>	L100 x W50 x H9,6
<b>OSLO120</b>	L120 x W50 x H9,6
<b>OSLO140</b>	L140 x W55 x H9,6
<b>OSLO160</b>	L160 x W55 x H9,6
<b>OSLO200</b>	L200 x W60 x H9,6
<b>OSLO220</b>	L220 x W60 x H9,6

---

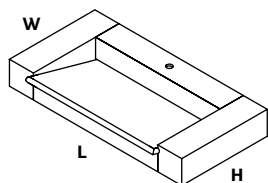
## Starling



<b>STARL80</b>	L80 x W50 x H9,6
<b>STARL100</b>	L100 x W50 x H9,6
<b>STARL120</b>	L120 x W50 x H9,6
<b>STARL140</b>	L140 x W55 x H9,6
<b>STARL160</b>	L160 x W55 x H9,6
<b>STARL200</b>	L200 x W60 x H9,6
<b>STARL220</b>	L220 x W60 x H9,6

---

## Tokyo



<b>TOKYO80</b>	L80 x W50 x H15
<b>TOKYO100</b>	L100 x W50 x H15
<b>TOKYO120</b>	L120 x W50 x H15
<b>TOKYO140</b>	L140 x W55 x H15
<b>TOKYO160</b>	L160 x W55 x H15
<b>TOKYO200</b>	L200 x W60 x H15
<b>TOKYO220</b>	L220 x W60 x H15

---

# Showers

Docce

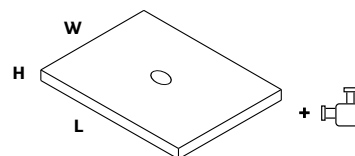
Bac à douche

Duschbereich

Ghost



## Ghost



**GHOST80** L80 x W80 x H8\*

**GHOST90** L90 x W90 x H8\*

**GHOST120** L120 x W80 x H8\*

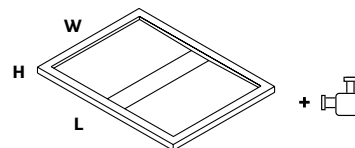
**GHOST120W** L120 x W90 x H8\*

\* Spessore totale della ceramica con piega del 2% secondo normativa vigente, supporto e sifone 8 cm.  
Ceramic Tile total thickness with 2% fold according to existing law, with 8 cm stand and traps. Epaisseur totale de la céramique avec courbe de 2% selon la norme en vigueur, support et siphon 8 cm. Gefälle von 2% laut des geltendes Rechts, Gestell und Siphon 8 cm.

Cover



## Cover



**COVER120** L120 x W90 x H6,9

**COVER150** L150 x W90 x H6,9

**COVER180** L180 x W90 x H6,9


**COVER120A** L120 x W90 x H6,9

**COVER150A** L150 x W90 x H6,9

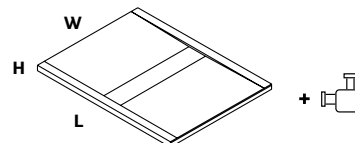
**COVER180A** L180 x W90 x H6,9

Con righe anti scivolo a rilievo  
With anti-slip lines in relief  
Avec stries antiglisse à relief  
Mit erhabenen und rutschfesten Rillen

Level



## Level



**LEVEL120** L120 x W90 x H6,9

**LEVEL150** L150 x W90 x H6,9

**LEVEL180** L180 x W90 x H6,9

**LEVEL120A** L120 x W90 x H6,9

**LEVEL150A** L150 x W90 x H6,9

**LEVEL180A** L180 x W90 x H6,9

Con righe anti scivolo a rilievo  
With anti-slip lines in relief  
Avec stries antiglisse à relief  
Mit erhabenen und rutschfesten Rillen



# Stairs

Scala

Escalier

Treppe

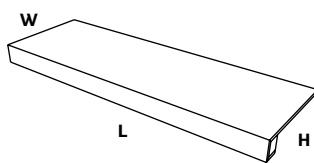
Scalino costa retta



Scalino "L"

## Scalino costa retta lineare

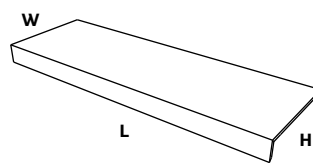
Linear bevelled straight edge step  
Massivoptik-Stufenplatte mit Untertritt  
Nez de marche linéaire



L150 x W35 x H4 cm 60°x13°x2° inc.  
L100 x W35 x H4 cm 40°x13°x2° inc.

## Scalino "L" bordo dritto lineare

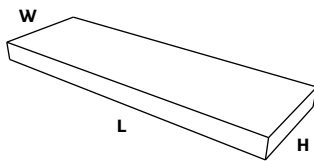
Linear straight edge "L" step  
Massivoptik-Stufenplatte  
Marche en « L » bord droit linéaire



L150 x W35 x H4 cm 60°x13°x2° inc.  
L100 x W35 x H4 cm 40°x13°x2° inc.

## Scalino costa retta angolare destro / sinistro

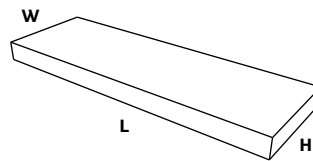
Left / right outcorner bevelled straight edge step  
Massivoptik-Stufenplatte mit Untertritt - vorderseitig und linksseitig / rechtsseitig  
Nez de marche avec angle gauche / droit



L150 x W35 x H4 cm 60°x13°x2° inc.  
L100 x W35 x H4 cm 40°x13°x2° inc.

## Scalino "L" bordo dritto angolare destro / sinistro

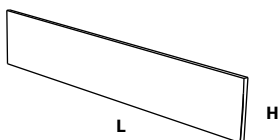
Left / right outcorner straight edge "L" step  
Massivoptik-Stufenplatte - vorderseitig und linksseitig / rechtsseitig  
Marche en « L » bord droit avec angle gauche / droit



L150 x W35 x H4 cm 60°x13°x2° inc.  
L100 x W35 x H4 cm 40°x13°x2° inc.

## Zoccolo

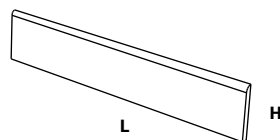
Cove base  
Hohlkehlsoclel  
Plinthe



L150 x H10 cm 60°x4° inc.  
L100 x H10 cm 40°x4° inc.  
L75 x H10 cm 30°x4° inc.

## Battiscopa becco civetta

Round edge skirting  
Sockelleiste mit Abdeckkant  
Plinthe à bord rond



L100 x H9 cm 40°x4° inc.  
L75 x H9 cm 30°x4° inc.





## One group, countless success stories

### **SINERGIA, UNIONE, COLLABORAZIONE.**

Iris Ceramica Group è leader mondiale nel design, produzione e distribuzione di superfici ceramiche ad alte prestazioni tecniche ed estetiche per pavimenti, elementi d'arredo e rivestimenti per interni ed esterni, ad uso privato e pubblico. Un'eccellenza del Made in Italy a livello internazionale, le cui superfici ceramiche sono caratterizzate da eccellente qualità, tecnologia all'avanguardia e sensibilità estetica unica. La storia imprenditoriale di Iris Ceramica Group ha inizio nel 1961, quando venne fondata Iris Ceramica dal Dottor Romano Minozzi. Nel tempo vengono acquisite e fondate le altre aziende che oggi fanno parte del Gruppo.

Il Gruppo è sempre stato da un forte spirito innovatore e dall'attenzione costante per la sostenibilità ambientale, fungendo il più delle volte da apripista nel settore ceramico. Oggi questo spirito imprenditoriale è portato avanti dall'Amministratore Delegato Federica Minozzi. La sede si trova nel cuore del distretto ceramico e vede la presenza di più unità produttive tra le province di Modena e Reggio Emilia, a cui si aggiungono due stabilimenti negli Stati Uniti d'America e in Germania. È presente in oltre 100 Paesi e conta circa 1.500 dipendenti tra gli stabilimenti italiani ed esteri. Tra i suoi brand annovera i più importanti nel panorama internazionale del settore dell'architettura e del design Made in Italy.

### **SYNERGY, UNION, PARTNERSHIP.**

Iris Ceramica Group is a world leader in the design, manufacture, and distribution of ceramic tiling with advanced technology and stunning looks, for floors, furniture, and walls, indoors and outdoors, in both public and private settings. Offering all-Italian excellence worldwide, our ceramic materials feature high-end quality and cutting-edge technology, while reflecting unique aesthetic sensitivity. The history of Iris Ceramica Group goes back to 1961, when Iris Ceramica was founded by Romano Minozzi. Over time, the other companies that are now members of the group were either founded or acquired.

The group has had a highly innovative spirit from the start and has always focused on environmental sustainability, most of the time leading the way for the others in the ceramics industry. Today, this entrepreneurial spirit is kept alive by managing director Federica Minozzi.

The headquarters are located in the heart of the ceramic district and sees the presence of several production units between the provinces of Modena and Reggio Emilia, in addition to two plants in the United States and in Germany. With operations in over 100 countries, the company has approximately 1,500 employees on its books, spread over its Italian and foreign sites. Its brands include the most reputable names on the international architecture and design arena, all Italian through and through...

### **SYNERGIE, UNION, COLLABORATION.**

Iris Ceramica Group est un leader mondial dans la conception, la production et la distribution de surfaces céramiques aux performances techniques et esthétiques élevées pour les carrelages, les éléments d'ameublement et les revêtements muraux d'intérieur et d'extérieur, pour un usage privé et public. Une excellence du Made in Italy au niveau international, dont les surfaces céramiques se caractérisent par une excellente qualité, une technologie de pointe et une sensibilité esthétique unique.

L'histoire de l'entreprise Iris Ceramica Group commence en 1961, date de la fondation d'Iris Ceramica par Romano Minozzi. Au fil du temps, il rachète et fonde les autres sociétés qui font aujourd'hui partie du Groupe.

Le groupe a toujours été caractérisé par un fort esprit d'innovation et une attention constante à la durabilité environnementale, agissant le plus souvent comme un pionnier dans le secteur de la céramique. Aujourd'hui, cet esprit d'entreprise est perpétué par l'Administratrice Déléguée Federica Minozzi. Le siège est situé au cœur du district céramique et compte plusieurs unités de production entre les provinces de Modène et Reggio Emilia, auxquelles s'ajoutent deux usines aux États-Unis et en Allemagne. Il est présent dans plus de 100 pays et compte environ 1 500 employés dans les usines italiennes et étrangères. Elle compte quelques-unes des marques les plus importantes sur la scène internationale du secteur de l'architecture et du design Made in Italy.

### **SYNERGIE, VERBINDUNG, ZUSAMMENARBEIT**

Iris Ceramica Group ist weltweit führend bei Entwicklung, Herstellung und Vertrieb keramischer Oberflächen mit hoher technischer und ästhetischer Leistungsfähigkeit für Bodenbeläge, Einrichtungs-elemente und Wandbeläge für privat und öffentlich genutzte Innen- und Außenbereiche.

Eine Exzellenz des Made in Italy auf internationaler Ebene, deren keramische Oberflächen durch hervorragende Qualität, fortschrittliche-Technologie und einzigartige ästhetische Sensibilität gekennzeichnet sind. Die Unternehmensgeschichte der Iris Ceramica Group begann 1961, als Iris Ceramica von Dr. Romano Minozzi gegründet wurde. Im Laufe der Zeit werden die anderen Unternehmen, übernommen und gegründet, die heute zum Konzern gehören.

Der Konzern zeichnet sich seit jeher durch einen starken Innovationsgeist und ständige Aufmerksamkeit gegenüber ökologischer Nachhaltigkeit aus und tritt meist als Vorreiter im Keramiksektor auf. Heute wird dieser Unternehmensegeist von der Geschäftsführerin Federica Minozzi vorangebracht. Der Hauptsitz befindet sich im Herzen des Keramikbezirks und verfügt über mehrere Produktionseinheiten in den Provinzen Modena und Reggio Emilia sowie zwei Werke in den USA und in Deutschland. Das Unternehmen ist in über 100 Ländern präsent und beschäftigt rund 1.500 Mitarbeiter in seinen italienischen und ausländischen Betrieben. Zu seinen Marken gehören die wichtigsten im internationalen Panorama des Bereichs der Architektur und des Designs Made in Italy.

## MUSEO STORICO

Il **Museo Storico** Iris Ceramica Group rappresenta la testimonianza concreta di una grande storia imprenditoriale, raccontandone i valori, le intuizioni, le tappe, i traguardi. È una struttura in divenire, che aggiungerà in futuro le nuove pietre miliari costruite con il lavoro di oggi.

The Iris Ceramica Group's **Museum of History** offers concrete testimony of a long history in enterprise, telling the story of the Group's values, intuitions, progress and achievements. It is an ever-changing facility where new milestones will be added in the future, constructed through the work being done today.

Le **Musée Historique** d'Iris Ceramica Group est le témoignage concret de la riche histoire de l'entreprise : il raconte ses valeurs, ses intuitions, les étapes de son parcours et ses grands succès. Cette structure en devenir sera complétée par les nouveaux jalons que nos efforts actuels permettront d'atteindre à l'avenir.

Das **Historische Museum** von Iris Ceramica Group ist ein konkretes Zeugnis einer großen Unternehmensgeschichte, das von den Werten, Erkenntnissen, Etappen und Zielen des Unternehmens erzählt. Es ist eine im Werden begriffene Struktur, die in der Zukunft neue Meilensteine hinzufügen wird, die mit der Arbeit von heute gebaut werden.

# Zero Emissions



# The world's first green hydrogen ceramic industry is born

Iris Ceramica Group e Snam hanno sottoscritto un protocollo d'intesa per un progetto industriale che prevede lo studio e lo sviluppo della **prima fabbrica ceramica al mondo alimentata ad idrogeno verde**.

Il nuovo stabilimento di Iris Ceramica Group che verrà realizzato a Castellarano (RE), sarà dotato entro il 2022 di tecnologie native che consentiranno di utilizzare l'idrogeno verde.

**Zero Emission** è un obiettivo ambizioso che Iris Ceramica Group si è dato nell'ottica di conciliare attività produttiva e benessere dei cittadini che vivono vicino agli stabilimenti produttivi di lastre decorate. Con ingenti investimenti sono stati installati impianti a "combustore con recupero termico rigenerativo" che assicurano altissime efficienze, abbattendo i residui di molecole organiche volatili presenti nei fumi, odori compresi e raggiungendo di fatto l'obiettivo di emissioni volatili zero. Limite di legge per i COV: 50 mg/Nm<sup>3</sup>. Valori registrati inferiori a 2 mg/Nm<sup>3</sup>. Questo traguardo è solo una parte dell'azione decisa e continua **per ridurre l'impronta ambientale del Gruppo** limitando i consumi energetici, il consumo di acqua, la riduzione e recupero di scarti e rifiuti.

The Iris Ceramica Group and Snam have signed a memorandum of understanding for an industrial project involving the study and development of the **world's first ceramics factory powered by green hydrogen**. The new Iris Ceramica Group production site, which will be completed in Castellarano (RE), will, by 2022, be equipped with native technologies allowing the use of green hydrogen as an energy source.

**Zero emissions** is an ambitious goal the Iris Ceramica Group has set itself to reconcile its production with the wellbeing of people living in the vicinity of its ceramic plants. Major investment has permitted installation of systems including a "regenerative thermal oxidizer" ensuring ultra-high efficiency, cutting residues of volatile organic molecules present in fumes, including odours, and effectively achieving the target of zero volatile emissions. Legal limit on VOCs: 50 mg/Nm<sup>3</sup>. Values recorded under 2 mg/Nm<sup>3</sup>. This goal is only a one step in an ongoing process aimed at **reducing the Group's environmental footprint** by limiting consumption of energy and water and reducing and reusing waste and scrap.

Iris Ceramica Group et Snam ont conclu un protocole d'accord concernant un projet industriel prévoyant l'étude et le développement de la **première usine de céramique au monde alimentée à l'hydrogène vert**. Réalisé à Castellarano (Reggio d'Émilie), le nouvel établissement d'Iris Ceramica Group sera doté d'ici 2022 de technologies natives permettant l'utilisation d'hydrogène vert.

**« Émission zéro »** : tel est l'objectif ambitieux qu'Iris Ceramica Group s'est fixé dans la perspective de concilier sa production et le bien-être des riverains des établissements fabriquant ses dalles ornementales. D'énormes investissements ont permis d'installer des installations dotées de « brûleurs permettant une oxydation thermique régénérative » assurant de très hautes performances, réduisant les résidus des molécules organiques volatiles présentes dans les fumées (y compris des odeurs) et d'atteindre concrètement l'objectif d'une émission zéro de composés volatils. Limite légale pour les COV : 50 mg/Nm<sup>3</sup>. Valeurs enregistrées inférieures à 2 mg/Nm<sup>3</sup>. Ce résultat n'est qu'une facette de nos actions résolues et constantes pour **réduire l'empreinte écologique du groupe** non seulement en limitant les consommations d'eau et d'énergie mais aussi en diminuant et en récupérant les rebuts et les déchets.

Iris Ceramica Group und Snam haben eine Absichtserklärung für ein Industrieprojekt unterzeichnet, das die Erforschung und Entwicklung **der weltweit ersten mit grünem Wasserstoff betriebenen Keramikfabrik vorsieht**. Das neue Werk von Iris Ceramica Group, das in Castellarano (RE) gebaut wird, wird bis 2022 mit den entsprechenden Technologien ausgestattet sein, die die Verwendung von grünem Wasserstoff ermöglichen werden.

**Zero Emission** ist ein ehrgeiziges Ziel, das sich Iris Ceramica Group gesetzt hat, um die Produktionstätigkeit mit dem Wohlbefinden der Menschen in Einklang zu bringen, die in der Nähe ihrer Produktionsstätten für dekorierte Platten leben. Es wurden erhebliche Investitionen getätigt, um "Verbrennungsanlagen mit regenerativer Wärmerückgewinnung" zu installieren, die einen extrem hohen Wirkungsgrad gewährleisten, die Rückstände flüchtiger organischer Moleküle in den Abgasen, einschließlich der Gerüche, reduzieren und das Ziel von null flüchtigen Emissionen erreichen. Gesetzlicher Grenzwert für VOCs: 50 mg/Nm<sup>3</sup>. Aufgezeichnete Werte von weniger als 2 mg/Nm<sup>3</sup>. Dieses Ziel ist nur ein Teil der entschlossenen und kontinuierlichen Maßnahmen zur **Verringerung des ökologischen Fußabdrucks des Konzerns** durch die Begrenzung des Energie- und Wasserverbrauchs sowie die Reduzierung und Verwertung von Ausschuss und Abfällen

More Info





SURFACES  
**ACTIVE**<sup>®</sup>  
design for a better life

Where design and science  
meet beauty  
and well-being live

L'esclusiva finitura eco-attiva ACTIVE SURFACES® con azione **antibatterica, antivirale ed anti-inquinamento**.

ACTIVE SURFACES® è l'unica ceramica eco-attiva certificata ISO e brevettata a livello internazionale, presente con successo da oltre 10 anni in tutto il mondo.

**Efficace contro i virus SARS-CoV-2.**

Uno studio del Dipartimento di Scienze Biomediche, Chirurgiche e Odontoiatriche e del Dipartimento di Scienze Biomediche per la Salute dell'**Università degli studi di Milano** ha evidenziato la capacità di ACTIVE SURFACES® di **eliminare il SARS-CoV-2 al 94% in seguito a sole 4 ore di esposizione a luce UV a bassa intensità** (luce naturale e lampadine tradizionali anche a bassa intensità).

The exclusive eco-active ACTIVE SURFACES® finish with **antibacterial, antiviral and anti-pollutant action**.

ACTIVE SURFACES® is the world's only internationally patented and ISO certified eco-active ceramic, successfully installed for over a decade all over the world.

**Effective against the SARS-CoV-2 viruses.**

A study conducted by the Department of Biomedical, Surgical and Dental Sciences and the Department of Biomedical Health Sciences of **Milan University** has revealed that ACTIVE SURFACES® are capable of **eliminating 94% of SARS-CoV-2 viruses after only 4 hours of exposure to low intensity UV light** (natural light or a conventional lightbulb, even at low intensity).

Peut être doté de notre finition éco-active exclusive ACTIVE SURFACES® : un revêtement **antibactérien, antiviral et anti-pollution**.

Utilisée avec succès dans le monde entier depuis plus de 10 ans, ACTIVE SURFACES® est la seule céramique éco-active certifiée ISO et brevetée à l'international.

**Efficace contre les virus SARS-CoV-2.**

Une étude du département des sciences biomédicales, chirurgicales et dentaires et du département des sciences biomédicales pour la santé de l'**université de Milan** a montré qu'ACTIVE SURFACES® était en mesure d'**éliminer le SARS-CoV-2 à 94 % après seulement 4 heures d'exposition à une lumière UV de faible intensité** (lumière naturelle et ampoules traditionnelles même à faible intensité).

In der exklusiven öko-aktiven Ausführung ACTIVE SURFACES® hergestellt, mit **Bakterien, Viren und Schmutz abstoßender Wirkung**.

ACTIVE SURFACES® ist die einzige öko-aktive Keramik mit ISO-Zertifikat und internationalem Patent, die seit über 10 Jahren erfolgreich weltweit vertrieben wird.

**Wirksam gegen SARS-CoV-2-Viren.**

Eine Studie der Abteilung für biomedizinische, chirurgische und zahnmedizinische Wissenschaften und der Abteilung für biomedizinische Wissenschaften für Gesundheit an der **Universität Mailand** hat gezeigt, dass ACTIVE SURFACES® in der Lage sind, **SARS-CoV-2 nach nur vierstündiger Einwirkung von UV-Licht mit niedriger Intensität** (natürliches Licht und herkömmliche Glühbirnen ebenfalls mit niedriger Intensität) um 94 % zu eliminieren.



More Info  
[active-surfaces.com](http://active-surfaces.com)





# HYPERTOUCH

EMOTIONAL SURFACES

Hypertouch è l'innovativa superficie capacitiva che, attraverso il semplice sfioramento o con una leggera pressione, consente l'accensione o lo spegnimento di impianti di illuminazione, di termoregolazione, audio-video e serramenti. Hypertouch esalta l'estetica e la continuità delle superfici, eliminando placche e antiestetici interruttori esterni.


Hypertouch is the innovative capacitive surface that, simply by touching or lightly pressing the surface, controls lighting, HVAC and audio-video systems and windows. Hypertouch exalts the aesthetics and continuity of the surfaces, eliminating unsightly cover plates and external switches.

Hypertouch est une surface capacitive innovante qui permet à l'aide d'un simple toucher ou d'une légère pression d'allumer ou d'éteindre les systèmes d'éclairage, de climatisation et de chauffage, d'audio-vidéo ainsi que d'ouverture et de fermeture des fenêtres. Hypertouch sublime l'esthétique et la continuité des surfaces en éliminant les plaques et les disgracieux interrupteurs externes.

Hypertouch ist die innovative kapazitive Oberfläche, mit der sich Beleuchtung, Temperaturregelung, Audio-Video- sowie Tür- und Fenstersysteme durch einfaches Berühren oder leichtes Drücken ein- und ausschalten lassen. Hypertouch betont die Ästhetik und die Kontinuität der Oberflächen und eliminiert Platten und unansehnliche externe Schalter.

## More Info

[irisfmg.com/hypertouch](http://irisfmg.com/hypertouch)



—

d/s

DESIGN YOUR SLABS



## Design your slabs. Think digital. Be yourself

Design Your Slabs è il rivoluzionario servizio tecnologico che permette di realizzare qualsiasi immagine o illustrazione sulla superficie ceramica. Dall'idea minimal al progetto più elaborato, tutto quello che può essere immaginato da progettisti e designer può diventare elemento di decoro su un materiale estremamente performante come la ceramica tecnica. Dalle misure più grandi a quelle più piccole, dai formati tradizionali a quelli più innovativi, Design Your Slabs decora ogni tipo di superficie ceramica per offrire una personalizzazione sempre unica.

Design Your Slabs is the revolutionary technological service used to create any image or illustration on the ceramic surface. From minimal ideas to more sophisticated works, anything that can be imagined by designers can become a decorative element on an extremely high-performing material like technical ceramics. From the largest to the smallest sizes, from traditional to more innovative formats, Design Your Slabs decorates any type of ceramic surface, offering unique customisation every time.

Design Your Slabs est un service technologique révolutionnaire qui permet de reproduire sur une surface céramique n'importe quelle image ou illustration. Qu'il soit utilisé pour des projets minimalistes ou extrêmement élaborés, Design Your Slabs permet de transformer tout ce que les concepteurs et designers peuvent imaginer en éléments décoratifs agrémentant un matériau aussi performant que la céramique technique. Des plus grandes aux plus petites dimensions, des formats les plus traditionnels aux plus innovants, grâce à Design Your Slabs il est possible de décorer tous les types de surfaces céramiques en vue d'une personnalisation toujours unique.

Design Your Slabs ist ein revolutionärer technologischer Service, der es ermöglicht, jedes beliebige Bild oder jede beliebige Illustration auf die Keramikoberfläche zu bringen. Von der kleinsten Idee bis zum aufwändigsten Projekt kann alles, was sich Planer und Designer vorstellen können, zu einem Dekorationselement auf einem extrem leistungsfähigen Material wie der technischen Keramik werden. Von den größten bis zu den kleinsten Formaten, von den traditionellen bis zu den innovativsten Formaten, Design Your Slabs dekoriert jede Art von keramischer Oberfläche, um eine stets einzigartige Personalisierung zu bieten.

### More Info

[irisfmg.com/design-your-slabs](http://irisfmg.com/design-your-slabs)





## INSTALLATION SUGGESTIONS

### PAVIMENTO POSA TRADIZIONALE

La posa delle lastre **MAXFINE** richiede condizioni di posa simili a quelle richieste per lastre in formato tradizionale. **MAXFINE** richiede l'utilizzo della tecnica a doppia spalmatura, ovvero il collante deve essere applicato sia sul fondo di posa che sul retro della lastra.

Per la posa a pavimento, **MAXFINE** richiede le migliori condizioni di sottofondo:

- planarità;
- pulizia da polvere, detriti ed eliminazione di grumi di cemento;
- il fondo di posa deve essere omogeneo e avere già compiuto il ritiro igrometrico di maturazione;
- riparazione di eventuali fessurazioni;
- i dislivelli di planarità devono essere colmati con idonei prodotti di rasatura.

Strumentazione necessaria

- Collante in polvere a base cementizia a letto pieno di classe "C2E secondo le normative EN 12004 e S1 secondo la normativa EN 12002"
- spatola a denti quadri 3x3 mm e spatola a denti tondi 15 mm;
- telaio a ventosa per la movimentazione o biventosa
- battitore in plastica antirimbazzo 170x370 mm;
- sistema livellante: base + cuneo + pinza.

#### Fasi di lavorazione

##### INCOLLAGGIO A PAVIMENTO

- 1) Assicurarsi che la superficie da rivestire sia consistente, planare, priva di polvere e unti/grassi.
- 2) Utilizzare i collanti sopra descritti miscelati in base alle specifiche indicate nella scheda tecnica del collante prescelto.
- 3) Stendere il collante sulla superficie da rivestire con spatola a denti tondi 15 mm per un'area superiore di 5/10 cm rispetto alle dimensioni della lastra.
- 4) Con la lastra in posizione verticale sul telaio di movimentazione, stendere il collante sul retro della lastra con spatola a denti quadri 3x3 mm.
- 5) Con l'utilizzo del telaio a ventosa portare la lastra in posizione orizzontale e posarla.
- 6) Per garantire l'incollaggio uniforme della lastra, si deve utilizzare apposito battitore in plastica anti-rimbazzo 170x370 mm, effettuando una battitura dal centro verso i bordi per eliminare eventuali sacche d'aria fra il retro della lastra, il collante ed il fondo di posa.
- 7) Utilizzo di sistema livellante.

##### SISTEMA LIVELLANTE

Il sistema livellante è volto a garantire con semplicità e rapidità pavimenti perfettamente livellati eliminando i dislivelli ("denti") tra le lastre. Il sistema livellante è vivamente consigliato per la posa delle lastre **MAXFINE**.

##### Strumentazione necessaria

- Base;
- Cuneo;
- Pinza regolabile per installazione a pavimento / rivestimento.

Applicazione del sistema livellante

Posizionamento della base:

- a) Dopo avere steso il collante inserire la base al di sotto della lastra **MAXFINE** in corrispondenza dei 4 lati.
- b) In funzione del formato della lastra posizionare uno o più supporti per ogni lato della lastra.
- c) Posizionare la lastra.

Inserimento del cuneo:

- a) Inserire il cuneo nella feritoia del supporto facendo attenzione a non superare il punto di rottura.
- b) Per agevolare l'inserimento del cuneo si consiglia l'uso della pinza a trazione regolabile.

Eliminazione del supporto:

- a) A maturazione del collante avvenuta, la parte sporgente del supporto si separa dalla base battendo con il piede nella direzione della linea di fuga.

##### CONSIGLI GENERALI DI STUCCATURA

Fare attenzione nella scelta dei sigillanti per le fughe; controllare le schede tecniche, sceglierli possibilmente tono su tono e seguire scrupolosamente i tempi di pulizia consigliati in quanto diversi sigillanti colorati di nuova generazione, contengono pigmenti ed additivi che possono essere particolarmente tenaci.

Per le superfici levigate/lucidate non adoperare stucchi epossidici o malte flessibili a base di materiali sintetici (Flexfughe) e non aggiungere additivi/lattici allo stucco in quanto essi rendono estremamente difficoltosa l'eliminazione dei residui coi normali prodotti di pulizia. Qualora si decida comunque di utilizzarli, si raccomanda di eseguire sempre una prova preventiva fuori d'opera.

### TRADITIONAL FLOOR LAYING

Laying **MAXFINE** slabs requires similar laying conditions to those required for traditional format slabs. **MAXFINE** requires the adhesive to be applied both on the setting bed and on the back of the slab.

**MAXFINE** slabs for flooring require the following conditions:

- A flat surface;
- Clean and free from dust, scraps and any lumps of cement;
- The setting bed must be uniform and have already undergone the drying shrinkage process;
- Repair of any cracks;
- Any uneven parts on the surface must be filled with suitable levelling compounds.

Instruments required

- Cement-based powder adhesive for full spread, class "C2E according to EN12004 and S1 according to EN12002 standards";
- 3x3 mm square toothed trowel and 15 mm round toothed trowel;
- Frame with suction cups for handling or double suction cups;
- Non-bounce plastic mallet 170x370 mm;
- Levelling system: base clip + wedge + pliers.

#### Processing stages

##### BONDING TO THE FLOOR

- 1) Ensure that the surface to be covered is solid, flat and free from dust and oil/grease.
- 2) Use the adhesives described above mixed according to the specifications indicated in the technical data sheet of the chosen adhesive.
- 3) Spread the adhesive onto the surface to be covered with a 15 mm round toothed trowel across an area of 5/10 cm more than the dimensions of the slab.
- 4) With the slab in a vertical position on the handling frame, spread the adhesive onto the back of the slab with a 3x3 mm square toothed trowel.
- 5) Using the frame with suction cups, bring the slab into a horizontal position and lay it.
- 6) To guarantee uniform bonding of the slab, the special 170x370 mm non-bounce plastic mallet must be used, tapping from the middle towards the edges so as to remove any air pockets between the back of the slab, the adhesive and the surface to be tiled.
- 7) Using the levelling system.

##### LEVELLING SYSTEM

The levelling system aims to guarantee perfectly levelled floors simply and quickly, eliminating any unevenness between the slabs. The levelling system is strongly recommended for laying **MAXFINE** slabs.

Instruments required

- Base clip;
- Wedge;
- Adjustable pliers for installing floors/wall tiles.

#### Application of the levelling system

Positioning the base clip:

- a) After spreading the adhesive, insert the base clip below the **MAXFINE** slab on the 4 sides.
- b) Depending on the format of the slab, position one or more supports for each side of the slab.
- c) Position the slab.

Inserting the wedge:

- a) Insert the wedge in the slot of the support, taking care not to exceed the breaking point.
- b) To make inserting the wedge easier, it is recommended to use the adjustable pliers.

Removing the support:

- a) Once the adhesive has dried, the protruding part of the support can be separated from the base clip by tapping with your foot in line with the joint.

#### GENERAL ADVICE FOR GROUTING

Pay attention while choosing joint sealants: check the technical sheets, choose them shade-matched and follow carefully the recommended cleaning times, as many new generation coloured sealants contain pigments and additives that can be very strong. For polished/glossy surfaces do not use epoxy grouts or synthetic based flexible mortars (Flexfughe) and do not add additives/latexes to the grout, as they make the removal of residues with standard detergents very difficult. However, should you decide to use them, it is recommended to make a previous test off site.



## SOL, POSE TRADITIONNELLE

La pose des dalles **MAXFINE** exige des conditions de pose analogue à celles demandées pour les dalles de format traditionnel. **MAXFINE** exige la technique du double encollage: la colle doit être appliquée sur la sous-couche et au dos de la dalle.

Pour la pose au sol, **MAXFINE** exige les meilleures conditions de sous-couche :

- planéité
- dépolissage, suppression de débris et de grumeaux de béton
- la sous-couche doit être homogène et avoir déjà effectué le retrait hygrométrique de maturation
- réparation d'éventuelles fissurations
- les dénivelés de planéité doivent être comblés avec des produits de ragréage appropriés

### Outils nécessaires

- ciment-colle en poudre à lit plein classe C2E selon les EN 12004 et S1 selon l'EN 12002
- spatule à dents carrées 3x3 mm et spatule à dents rondes 15 mm
- châssis à ventouse pour la manutention ou biventouse
- batteur en plastique anti-rebond 170x370 mm
- système de ragréage : base + coin + pince

### Phases d'exécution

#### ENCOLLAGE AU SOL

- 1) Assurez-vous que la surface à revêtir est consistante, plane, dépolissée, sans graisse/huile.
- 2) Utilisez les colles décrites plus haut mélangées selon les spécifications indiquées sur la fiche technique du produit choisi.
- 3) Étalez la colle sur la surface à revêtir à l'aide d'une spatule à dents rondes 15 mm, en débordant de la dalle de 5/10 cm.
- 4) En tenant la dalle à la verticale sur le châssis de manutention, étalez la colle à l'aide de la spatule à dents carrées 3x3 mm au dos de la dalle.
- 5) À l'aide du châssis à ventouse, mettez la dalle à l'horizontale et posez-la.
- 6) Pour garantir l'encollage uniforme de la dalle, vous devrez utiliser un batteur spécial en plastique anti-rebond 170x370 mm et battre du centre vers les bords pour chasser les bulles d'air coincées entre le dos de la dalle, la colle et la sous-couche.
- 7) Utilisation du système de ragréage.

#### SYSTÈME DE RAGRÉAGE

Le système de ragréage est destiné à garantir, simplement et rapidement, des sols parfaitement mis de niveau en supprimant les dénivelés entre les dalles. Le système de ragréage est vivement conseillé pour la pose des dalles **MAXFINE**.

#### Outils nécessaires

- Base
- Coin
- Pince réglable pour pose au sol/ au mur

### Application du système de ragréage

Positionnement de la base:

- a) Après avoir étalé la colle, insérez la base sous la dalle **MAXFINE** des 4 côtés.
- b) En fonction du format de la dalle, positionnez un ou plusieurs supports de chaque côté de celle-ci.
- c) Positionnez la dalle.

Insertion du coin:

- a) Insérez le coin dans la fente du support en faisant attention à ne pas dépasser le point de rupture.
- b) Pour faciliter l'insertion du coin, il est conseillé d'utiliser la pince de traction réglable.

Élimination du support:

- a) Dès que la colle est arrivée à maturation, séparez de la base la partie qui dépasse du support en battant du pied dans la direction de la ligne de fuite.

### CONSEILS POUR LE JOINTOIEMENT

Faites attention dans le choix des mastics pour les joints ; vérifiez les fiches techniques, choisissez-les si possible ton sur ton et respectez scrupuleusement les temps de nettoyage conseillés dans la mesure où différents mastics colorés de nouvelle génération contiennent des pigments et d'additifs qui peuvent s'avérer particulièrement tenaces. Pour les surfaces polies, n'utilisez pas de mastics époxy ou de mortiers flexibles à base de matériaux synthétiques (Flexfughe) et n'ajoutez pas d'additifs/éléments lactiques au mastic, dans la mesure où ils rendent extrêmement difficile l'élimination des résidus avec les produits de nettoyage normaux. Si vous décidez de les utiliser malgré tout, nous vous recommandons de toujours effectuer un essai préalable en dehors de l'ouvrage.

## TRADITIONNELLE BODENVERLEGUNG

Die Verlegung von **MAXFINE** - Platten erfordert ähnliche Bedingungen wie jene von Platten traditionellen Formats. **MAXFINE** erfordert die Anwendung der Technik des doppelten Auftragens; das heißt, der Klebstoff wird sowohl auf den Untergrund als auch auf die Unterseite der Platte aufgetragen. Für die Bodenverlegung erfordert **MAXFINE** die besten Untergrundbedingungen:

- Ebenheit;
- Keinerlei Staub, Schutt oder Zementklumpen;
- Die zu verlegende Fläche muss homogen sein und keine Restfeuchte verzeichnen;
- Reparatur eventueller Risse;
- Niveauunterschiede müssen mit entsprechenden Ausgleichsmitteln geebnet werden.

### Notwendige Werkzeugausrüstung

- Klebstoff in Pulverform, auf Zementbasis im Vollbett der Klasse "C2E" laut der Normen EN 12004 und S1 sowie der Norm EN 12002\*
- Spachtel mit quadratischen Zacken, 3x3mm, und Spachtel mit runden Zacken, 15mm;
- Gestell mit Saugnäpfen oder Doppel-Saugnäpfe
- Prallfester Kunststoffhammer, 170x370 mm;
- Planierungssystem: Grundelement + Keil + Zange.

### Bearbeitungsphasen

#### AUFTRAGEN DES KLEBSTOFFS AUF DEM BODEN

- 1) Sicherstellen, dass die zu verlegende Bodenfläche robust, eben, staub- und fettfrei ist.
- 2) Die oben beschriebenen Klebstoffe gemäß der, auf dem Etikett des gewählten Klebstoffs angegebenen Zusammenstellung mischen und anwenden.
- 3) Den Klebstoff auf die zu verlegende Fläche mittels des Spachtels mit runden 15 mm-Zacken auftragen, auf eine Fläche, die 5/10 cm größer ist als die der Platte selbst.
- 4) Die Platte mit dem Gestell mit Saugnäpfen in senkrechte Position bringen und den Klebstoff, mittels des Spachtels mit quadratischen 3x3mm-Zacken, auf die Unterseite auftragen.
- 5) Mittels des Gestells mit Saugnäpfen die Platte in waagrechte Position bringen und verlegen.
- 6) Um das gleichmäßige Verlegen der Platte zu garantieren, muss der prallfeste Kunststoffhammer 170x370 mm verwendet werden, indem man von der Mitte der Platte aus in Richtung Ränder klopft, um eventuelle Luftblasen zwischen der Unterseite der Platte, dem Klebstoff und dem Boden zu beseitigen.
- 7) Das Planierungssystem anwenden.

#### PLANIERUNGSSYSTEM

Das Planierungssystem soll schnell und einfach perfekt geebnete Böden garantieren, indem es Niveauunterschiede ("Zacken") zwischen den Platten beseitigt. Das Planierungssystem wird für die Verlegung von **MAXFINE** - Platten wärmstens empfohlen. Notwendige Werkzeugausrüstung

- Grundelement;
- Keil;
- Verstellbare Zange für Installationen an Boden/Wandverkleidungen.

### Anwendung des Planierungssystems

Positionierung des Grundelementes:

- a) Nachdem der Klebstoff aufgetragen wurde, das Grundelement über der Platte, entsprechend der 4 Seiten, anbringen.
- b) Je nach Format der Platte, ein oder mehrere Träger auf jeder Seite der Platte anbringen.
- c) Die Platte positionieren.

Anbringen des Keils:

- a) Den Keil am Schlitz des Trägers anbringen und dabei Acht geben, nicht über den Bruchpunkt hinaus zu gehen.
- b) Um das Anbringen des Keils zu erleichtern, empfiehlt sich der Gebrauch der, mit Zug verstellbaren Zange.

Entfernen des Trägers:

- a) Sobald der Klebstoff fest ist, wird der hervorstehende Teil des Trägers vom Grundelement getrennt, indem man mit dem Fuß in Richtung der Fugenlinie schlägt.

### ALLGEMEINE HINWEISE FÜR DIE VERFUGUNG

Bei der Wahl der Fugendichtstoffe immer sehr vorsichtig sein. Prüfen Sie jeweils die Angaben in den technischen Merkblättern, und bevorzugen Sie Dichtstoffe im gleichen Farbton. Halten Sie sich strengstens an die für die Reinigung vorgegebenen Zeiten, da viele moderne farbige Dichtstoffe Pigmente und Zusatzstoffe enthalten, die besonders hartnäckig sein könnten. Benutzen Sie für die polierten/geschliffenen Oberflächen keine Epoxidstückmaterialien bzw. flexible Mörtel auf synthetischer Materialbasis (Flexfugen) und fügen Sie dem Stuck weder Zusatzstoffe noch Latex hinzu, da ansonsten eventuelle Rückstände nur sehr schwer mit herkömmlichen Reinigungsmitteln entfernt werden können. Sollte man diese Materialien jedoch trotzdem einsetzen, ist es empfehlenswert, zuerst einen Test an einer nicht sichtbaren Stelle durchzuführen.

## CLEANING AND MAINTENANCE

### PULIZIA E MANUTENZIONE

**Premessa**\_Tutti i materiali FMG sono di facile pulizia e di semplice manutenzione. Una pulizia adeguata ne valorizza le caratteristiche estetiche donando ad ogni pavimento un'eccezionale brillantezza.

**Pulizia iniziale**\_È di basilare importanza e deve essere effettuata immediatamente dopo la posa, per eliminare completamente i residui cementizi derivanti dalle malte, i residui di collanti e i residui epossidici che possono provenire dalle fughe. Viene consigliato l'uso di un prodotto acido, tipo DETERDEK a concentrazione 1:5.

Strofinare energicamente e, dopo la pulizia, risciacquare abbondantemente con acqua pulita, per asportare tutte le tracce del detergente utilizzato.

Queste operazioni sono indispensabili per tutte le collezioni FMG.

**Manutenzione e cura**\_Grazie al procedimento produttivo impiegato (alte temperature di cottura, materie prime di qualità e processo di sinterizzazione) la superficie dei materiali FMG è praticamente impermeabile (assorbimento d'acqua minimo). Pertanto anche la sporcizia non può penetrare ma deve soltanto essere asportata dalla superficie del materiale. In questa operazione si sconsiglia di utilizzare detergenti contenenti cere o prodotti ceranti onde evitare la formazione di strati untuosi; per la scelta del detergente più appropriato, fare riferimento ai capitoli seguenti.

**Consigli generali**\_Per grandi superfici soggette a carichi di sporco notevoli, quali aeroporti, ospedali, supermercati e luoghi pubblici ad alta intensità di traffico, si rendono indispensabili macchine per la pulizia con aspirazione dei liquidi di lavaggio. Ciò permetterà di ottenere non solo una pulizia profonda ma anche l'asportazione dei liquidi contenenti la sporcizia: in tal modo viene evitata la formazione di patine o pellicole altrimenti molto difficili da asportare.

Al fine di preservare le superfici dallo sporco e dalle lavorazioni di cantiere, a posa terminata le pavimentazioni, in particolar modo quelle realizzate con materiali levigati, devono essere adeguatamente protette con truciolare o altri materiali idonei. In tal modo sarà possibile evitare danneggiamenti provocati da lavorazioni successive.

wmercato alla concentrazione indicata; è escluso l'acido fluoridrico (HF) e tutti i suoi composti, come da norma UNI-EN 176. La concentrazione del detergente deve essere sempre la più bassa possibile, sia per contenere i costi che per velocizzare la manutenzione.

Per pavimenti sopraelevati si consigliano prodotti lucidati o levigati in formati grandi in modo da effettuare operazioni di manutenzione a secco, o con un minimo utilizzo di liquidi.

Una volta ultimata la posa in opera è necessario effettuare una pulizia iniziale approfondita della pavimentazione con prodotti idonei.

**Materiali naturali**\_Per questi materiali, dopo aver effettuato le operazioni specificate nella sezione "Pulizia iniziale" è sufficiente una normale manutenzione con una soluzione acquosa contenente piccole percentuali di un detergente alcalino, tipo FILA CLEANER alla concentrazione 1:200.

Per questi tipi di superficie è sconsigliabile eseguire un trattamento impermeabilizzante: non essendoci alcuna porosità, l'impermeabilizzazione si depositerebbe soltanto sulla superficie in modo disomogeneo causando così effetti estetici disarmonici.

### CLEANING AND MAINTENANCE

**Introduction**\_All FMG materials are easy to clean and maintain. Regular cleaning highlights the aesthetic features of the material and gives the floor an exceptional shine.

**Initial cleaning**\_The initial cleaning done immediately after the flooring laid is of essential importance for removing all mortar, adhesives and epoxy residues that may be left in the joints. In this initial phase, we recommend that you use an acid product such as DETERDEK, in a 1:5 concentration.

Rub energetically to obtain the maximum cleaning. After washing the floor, which is just as important, rinse thoroughly with plenty of water to remove all traces of the detergent used. These steps are recommended for all FMG collections.

**Maintenance and care**\_Thanks to the characteristics of the production process (high firing temperature, raw materials of great quality, sinterizing process), the surface of FMG material is waterproof (the water absorption is minimum). Therefore the dirt cannot penetrate but it is necessary to remove it from the surface. For this procedure do not use detergents containing waxes or waxing products, in order to avoid the forming of greasy layers; for choosing the most appropriate detergent refer to the following chapters. After the installation of floors, particularly of those made with polished materials, the surfaces should be adequately protected with particle board or other suitable materials in order to protect them from dirt and on-site processing. This prevents damage caused by subsequent processing

**General recommendations**\_For commercial and heavily used surface areas such as airports, hospitals, supermarkets, and any public spaces with heavy foottraffic which are thus subject to considerable soiling, it is necessary to use automatic cleaning machines with suction of the washing liquids.

This allows not only deep cleaning, but also the continuous removal of liquids containing substances that cause soiling, thus preventing the formation of films which are very difficult to remove. Any detergent on the market can be used in the desired concentration for cleaning the high technology sinterized FMG products, with the exception of HYDROFLUORIC acid (HF) or its compounds, according to UNI-EN 176 standards. In order to keep costs limited and speed up maintenance operations, the concentration of the detergent must always be as low as possible. For raised floors we suggest to choose bright or polished surfaces in large sizes: these materials can be dry cleaned or with the minimum use of liquids. After the floor is laid it is necessary to make a very accurate initial cleaning with proper products.

**Matt materials**\_For these materials, after completing the steps described in the section "Initial Cleaning", you only need to clean the floor with hot water containing small quantities of an alkaline detergent such as FILA CLEANER in a concentration 1:200.

On these types of surface it is not advisable to apply a waterproofing product: the absence of porosity causes the waterproofing agent to deposit on the surface in an uneven way and to have unpleasant aesthetic effects.

## EINIGUNG UND PFLEGE

**Einleitung.** Alle FMG Materialien sind einfach zu reinigen und pflegeleicht. Eine angemessene Reinigung wertet die ästhetischen Eigenschaften auf und verleiht jedem Boden einen außergewöhnlichen Glanz.

**Erste Reinigung.** Von entscheidender Bedeutung ist die Anfangsreinigung, die direkt nach dem Verlegen zu erfolgen hat, um aus dem Mörtel stammende Zementrückstände, Klebrückstände sowie Epoxydrückstände der Fugen vollständig zu beseitigen. In dieser Phase wird die Verwendung eines säurehaltigen Produktes empfohlen zum Beispiel DETERDEK in einer Konzentration von 1:5. Für eine gründliche Reinigung muß kräftig geschauert werden. Nach der Reinigung ist das Spülen mit reichlich Wasser ebenfalls von großer Wichtigkeit, um alle Spuren des verwendeten Reinigungsmittels zu entfernen. Diese Arbeitsgänge sind für alle Kollektionen unverzichtbar.

**Wartung und pflege.** Dank des angewandten Produktionsverfahrens (hohe Brenn-temperatur, qualitativ hochwertiges Rohmaterial und Sinterung) ist die Oberfläche der FMG Materialien praktisch völlig wasserabweisend (minimale Feuchtigkeitsaufnahme). Daher kann Schmutz auch nicht in die Oberfläche eindringen, sondern muß nur von der Oberfläche entfernt werden. Es ist davon abzuraten, dafür wachshaltige Reinigungsmittel oder Produkte zum Einwachsen zu verwenden, um die Bildung von öligen Schichten zu vermeiden.

In den nachfolgenden Abschnitten wird näher auf die Auswahl der geeigneten Reinigungsmittels eingegangen. Um die Oberflächen vor Verschmutzungen und Beschädigungen durch Bauarbeiten zu schützen, müssen die Bodenbeläge, insbesondere die aus geschliffenen Materialien, nach der Verlegung entsprechend mit Spanplatten oder anderen geeigneten Materialien abgedeckt werden. Auf diese Weise können Beschädigungen durch spätere Arbeiten vermieden werden.

**Allgemeine Hinweise.** Für grosse, bedeutende Oberflächen wie Flughäfen, Krankenhäuser, Supermärkte und andere öffentliche Bereiche mit hohem Verkehrsaufkommen, die daher auch einer starken Verschmutzung ausgesetzt sind, ist der Einsatz von automatischen Reinigungsmaschinen mit Absaugung der Reinigungsflüssigkeit unverzichtbar, da sie nicht nur eine tiefe Reinigung erlauben, sondern auch ständig die Flüssigkeit mit dem Schmutz entfernen und so die Bildung von eventuellen Schmutz- oder Schmierfilmen vermeiden, die immer schwerer zu entfernen sind.

Auf den FMG Materialien, können alle auf dem Markt befindlichen Reinigungsmittel in der gewünschten Konzentration verwendet werden, mit Ausnahme von Fluorsäure (HF) oder ähnlichen Produkten, gemäss UNI-EN 176.

Die Konzentration des Reinigungsmittels muss aus Gründen der Kosten und der Schnelligkeit der Reinigung stets so gering wie möglich sein. Für die Doppelböden werden grossen Formate in glänzender oder geschliffener Ausführung empfohlen, so, dass eine trockene oder leicht feuchte Pflege ausreichend ist. Nach Abschluss der Verlegearbeit ist es notwendig, mit geeigneten Reinigungsmitteln eine gründliche Anfangsreinigung des Fussbodens durchzuführen.

**Matt Materialien.** Für diese Materialien ist, nachdem die im Kapitel "Anfangsreinigung" dargelegten Schritte durchgeführt wurden, eine gewöhnliche Wartung mit einer wässrigen Lösung, die einen kleinen Anteil alkalischen Reinigungsmittels (zum Beispiel FILA CLEANER in der Konzentration 1:200) enthält, notwendig. Für diese Arten von Oberflächen ist von einer Wasserfestigkeitsbehandlung abzuraten; da die Oberflächen nicht porös sind, würde eine Wasserfestigkeitsbehandlung nur zu ungleichmässigen Ablagerungen auf der Oberfläche und damit zu einem optisch disharmonischen Eindruck führen.

## NETTOYAGE ET ENTRETIEN

**Avant-propos.** Tous les matériaux FMG sont faciles à nettoyer et à entretenir. Un nettoyage adéquat met en relief les caractéristiques esthétiques, conférant à chaque sol un éclat particulier.


**Nettoyage initial.** Le nettoyage initial est d'une importance fondamentale et doit s'effectuer immédiatement après la pose pour éliminer totalement les résidus de ciment des mortiers, les résidus de colle et les résidus epoxy provenant des joints. Nous conseillons dans cette phase d'utiliser un produit acide, du type DETERDEK concentré à 1:5. Frottez énergiquement pour obtenir un nettoyage parfait.

Après le lavage, il est également important de rincer abondamment à l'eau claire pour éliminer toutes les traces du détergent utilisé. Ces opérations sont indispensables pour toutes les collections de FMG.

**Entretien et soin.** Grâce aux caractéristiques du procédé de production (hautes températures de cuisson, matières premières de qualité et procédé de grésage) la surface des matériaux FMG est pratiquement imperméable (l'absorption d'eau est minimum). Cela signifie que la saleté ne peut pas pénétrer mais doit seulement être retirée de la surface du matériau. Pour cette opération on déconseille l'usage des détergents contenant de la cire ou des produits de cirage afin d'éviter la formation de couches de graisse ; pour le choix du détergent le plus approprié, lisez les chapitres suivants. Après avoir achevé la pose des sols, notamment ceux réalisés avec des matériaux polis, appliquer des panneaux de particules ou autres matériaux adéquats pour protéger comme il se doit les surfaces contre la saleté et les résidus de chantier. Il sera ainsi possible d'éviter que les opérations suivantes n'abîment le carrelage.

**Conseils généraux.** Pour les grandes et importantes surfaces comme les aéroports, les hôpitaux, les supermarchés et les lieux publics à circulation très intense et qui par conséquent se salissent beaucoup, il est indispensable d'utiliser des machines automatiques de nettoyage qui aspirent le liquide de lavage. Vous obtiendrez non seulement un nettoyage profond mais vous éliminerez en permanence les liquides contenant les matériaux responsables de saleté et vous éviterez la formation de patine ou de pellicule qui sont toujours très difficiles à éliminer. Vous pouvez utiliser sur les matériaux FMG, produits de haute technologie et grésage, tous les détergents que propose le marché, à la concentration souhaitée, excepté l'acide fluorhydrique (HF) et ses composants, suivant les normes UNIEN 176. La concentration du détergent doit toujours être la plus faible possible pour réduire le coût et activer l'entretien. Pour les faux-planchers nous conseillons, dans les grands formats, les produits lustrés ou polis. En effet, nous recommandons un entretien à sec, ou avec un minimum de liquide. Quand la pose est terminée, il est nécessaire d'effectuer un nettoyage initial très approfondi avec les produits appropriés.

**Matériaux non polis.** Après avoir effectué les opérations décrites plus haut, un entretien normal suffit à ces matériaux, avec une solution aqueuse contenant un faible pourcentage de détergent alcalin, type FILA CLEANER à des concentrations de 1:200 pour ces types de surface ni est pas conseillable de faire un traitement imperméabilisant : vu qu'ils ne sont pas poreux l'argent imperméabilisant resterait sur la surface et causerait des effets esthétiques non harmonieux.

IMBALLO Cassa di legno <i>PACKAGING Crate in wood</i>	FORMATO lastre in mm <i>FORMAT</i> slabs in mm	PEZZI capienza max <i>ITEMS</i> max capacity	SCATOLE capienza max <i>BOXES</i> max capacity	MQ capienza max <i>SQ.M.</i> max capacity	KG capienza max <i>KG</i> max capacity	NOTE <i>NOTES</i>
<p>CASSA CON INTERFALDA 300x150: Ingombro: 322 x 163 x h.34 cm Peso: 117 kg</p> <p><i>Crate with padding layers 300x150: Size: 322 x 163 x34(H) cm Weight: 117 kg</i></p> 	300x150	12	-	54,00	876,80	<ul style="list-style-type: none"> <li>- ordine minimo 2 lastre per cassa;</li> <li>- non sono ammessi più di 6 articoli (codici) differenti per cassa;</li> <li><b>carico su camion:</b></li> <li>- sovrapposibilità max. su camion n. 6 casse;</li> <li>- max. 24 casse su camion (4 spazi) compatibilmente con i limiti di peso totale;</li> <li>- possibilità di affiancare a ciascuna pila nr. 2 europallet;</li> <li>- <i>minimum order: 2 slabs per crate;</i></li> <li>- <i>no more than 6 items (codes) per crate allowed;</i></li> <li><b>loading on lorry:</b></li> <li>- <i>stack max. 6 crates on lorry;</i></li> <li>- <i>max. 24 crates on lorry (4 spaces) within total weight limits;</i></li> <li>- <i>option of placing 2 euro-pallets next to each stack;</i></li> </ul>
<p>CASSA CON INTERFALDA 300x100: Ingombro: 325 x 113 x h.37 cm Peso: 104 kg</p> <p><i>Crate with padding layers 300x100: Size: 325 x 113 x37(H) cm Weight: 104 kg</i></p> 	300x100	16	-	48,00	779,40	<ul style="list-style-type: none"> <li>- ordine minimo 3 lastre per cassa;</li> <li>- non sono ammessi più di 6 articoli (codici) differenti per cassa;</li> <li><b>carico su camion:</b></li> <li>- sovrapposibilità max. su camion n. 5 casse;</li> <li>- max. 32 casse su camion (8 spazi) compatibilmente con i limiti di peso totale;</li> <li>- possibilità di affiancare le casse l'una all'altra;</li> <li>- <i>minimum order: 3 slabs per crate;</i></li> <li>- <i>no more than 6 items (codes) per crate allowed;</i></li> <li><b>loading on lorry:</b></li> <li>- <i>stack max. 5 crates on lorry;</i></li> <li>- <i>max. 32 crates on lorry (8 spaces) within total weight limits;</i></li> <li>- <i>option of placing crates next to each other;</i></li> </ul>
<p>CASSA CON INTERFALDA 270x120: Ingombro: 290 x 132 x h.37 cm Peso: 100 kg</p> <p><i>Crate with padding layers 270x100: Size: 290 x 132 x37(H) cm Weight: 100 kg</i></p> 	270x120	16	-	51,84	740,00	<ul style="list-style-type: none"> <li>- ordine minimo 3 lastre per cassa;</li> <li>- non sono ammessi più di 6 articoli (codici) differenti per cassa;</li> <li><b>carico su camion:</b></li> <li>- sovrapposibilità max. su camion n. 5 casse;</li> <li>- max. 32 casse su camion (8 spazi) compatibilmente con i limiti di peso totale;</li> <li>- possibilità di affiancare le casse l'una all'altra;</li> <li>- <i>minimum order: 3 slabs per crate;</i></li> <li>- <i>no more than 6 items (codes) per crate allowed;</i></li> <li><b>loading on lorry:</b></li> <li>- <i>stack max. 5 crates on lorry;</i></li> <li>- <i>max. 32 crates on lorry (8 spaces) within total weight limits;</i></li> <li>- <i>option of placing crates next to each other;</i></li> </ul>
<p>CASSA CON INTERFALDA 150x150: Ingombro: 172 x 163 x h.41 cm Peso: 68 kg</p> <p><i>Crate with padding layers 150x150: Size: 172 x 163 x 41(H) cm Weight: 68 kg</i></p> 		24	-	54,00	827,80	<ul style="list-style-type: none"> <li>- ordine minimo 4 lastre per cassa;</li> <li>- in ciascuna cassa il numero di lastre per articolo deve sempre essere pari;</li> <li>- non sono ammessi più di 6 articoli (codici) differenti per cassa;</li> <li><b>carico su camion:</b></li> <li>- sovrapposibilità max. su camion n. 5 casse;</li> <li>- max. 28 casse su camion (7 spazi) compatibilmente con i limiti di peso totale;</li> <li>- possibilità di affiancare a ciascuna pila nr. 1 europallet;</li> <li>- <i>minimum order: 4 slabs per crate;</i></li> <li>- <i>each crate must always contain an even number of slabs per item;</i></li> <li>- <i>no more than 6 items (codes) per crate allowed;</i></li> <li><b>loading on lorry:</b></li> <li>- <i>stack max. 5 crates on lorry;</i></li> <li>- <i>max. 28 crates on lorry (7 spaces) within total weight limits;</i></li> <li>- <i>option of placing 1 euro-pallet next to each stack;</i></li> </ul>







**NOTE**

- Il peso di casse e cavalletti è suscettibile di variazioni sensibili in base allo stato di umidità al momento della misurazione del peso;
- carico su camion: l'indicazione del numero massimo di casse è riferito ad un pianale unico di 13,6 x 2,45 m, compatibilmente con il peso; per camion di dimensioni differenti occorre riformulare il calcolo sulla base dello spazio e del volume delle casse;
- Carico su camion: per la sovrapposibilità di casse alte e basse non oltrepassare l'altezza max. del numero di casse alte indicate per ciascun formato;
- Imballo in casse alte / basse / pallet: a parità di articolo (codice) ordinato, le casse vengono via via riempite secondo l'imballo di massima capienza (es: ordine 90 mq articolo XYZ in formato 150x75 cm sarà imballato con nr. 1 cassa alta contenente 58,5 mq + nr. 1 cassa alta per 31,5 mq);
- Reso delle casse: Il cliente avrà la facoltà di restituire le casse addebitate in fattura, franco stabilimento Ariostea. Personale autorizzato accerterà lo stato delle casse rese e compilerà il modulo di reso esclusivamente per le casse integre e complete dei quattro dischi metallici (bulldog) posti su ciascun angolo. Non possono essere resi né cavalletti, né pallet.

**NOTE**


- *The weight of the crates and racks is subject to significant variations based on the moisture content at the time the weight was measured;*
- *Loading on lorry: the specified maximum number of crates refers to a single 13.6 x 2.45 m platform, within weight limits; for lorries of different sizes, calculation must be made based on the space and volume of the crates;*
- *Loading on lorry: to stack tall and short crates, do not exceed the maximum height for the number of tall crates specified for each format;*
- *Packaging in pallets/tall/short crates: for the same item (code) ordered, the crates are gradually filled according to the package of maximum capacity (e.g.: an order of 90 sq.m. of item XYZ in format 150 x 75 cm will be packaged in 1 tall crate containing 58.5 sq.m. + 1 tall crate containing 31.5 sq.m.);*
- *Crate return: the customer will have the option of returning the crates billed on the invoice, ex-factory Ariostea. Authorised employees will check the conditions of the returned crates and will fill out the return form, exclusively for undamaged crates that include the four toothed metal discs placed on each corner. Racks and pallets cannot be returned.*

WEIGHTS AND PACKING

IMBALLO Cassa di legno PACKAGING Crate in wood	FORMATO lastre in mm FORMAT slabs in mm	PEZZI capienza max ITEMS max capacity	SCATOLE capienza max BOXES max capacity	MQ capienza max SQ.M. max capacity	KG capienza max KG max capacity	NOTE NOTES
<p>CASSA ALTA/ TALL CRATE Ingombro/Size: 171 x 112 x h.65 cm Peso/ Weight: 72 kg</p> <p>CASSA BASSA/ SHORT CRATE Ingombro/Size: 171 x 112 x h.40 cm Peso/ Weight: 54 kg</p> 	150x100 cassa alta tall crate	40	40	60,00	916,20	<ul style="list-style-type: none"> <li>- ordine minimo 2 scatole (= 2 lastre);</li> <li>- ordine tassativo multipli di 2 lastre / scatole;</li> <li>- a parità di formato sarà possibile inserire nella cassa alta 3 articoli diversi e nella cassa piccola 2 articoli diversi;</li> </ul> <p><b>carico su camion:</b></p> <ul style="list-style-type: none"> <li>- sovrapponibilità max. su camion n. 3 casse alte;</li> <li>- max. 30 casse alte su camion (15 spazi) compatibilmente con i limiti di peso totale;</li> </ul> <p>- minimum order: 2 boxes (= 2 slabs);</p> <p>- each crate must always contain an even number of slabs/boxes;</p> <p>- one tall crate may contain up 3 different items (codes); for the same size; one short crate may contain up 2 different items (codes) for the same size.</p> <p><b>loading on lorry:</b></p> <ul style="list-style-type: none"> <li>- stack max. 3 tall crates on lorry;</li> <li>- max. 30 tall crates on lorry (15 spaces) within total weight limits;</li> </ul>
<p>CASSA ALTA/ TALL CRATE Ingombro/Size: 172 x 89 x h.65 cm Peso/ Weight: 59 kg</p> <p>CASSA BASSA/ SHORT CRATE Ingombro/Size: 172 x 89 x h.41 cm Peso/ Weight: 47 kg</p> 	150x75 cassa alta tall crate	52	26	58,50	882,10	<ul style="list-style-type: none"> <li>- ordine minimo 1 scatola (= 2 lastre);</li> <li>- a parità di formato sarà possibile inserire nella cassa alta 3 articoli diversi e nella cassa piccola 2 articoli diversi;</li> </ul> <p><b>carico su camion:</b></p> <ul style="list-style-type: none"> <li>- sovrapponibilità max. su camion n. 3 casse alte;</li> <li>- max. 30 casse alte su camion (15 spazi) compatibilmente con i limiti di peso totale;</li> </ul> <p>- minimum order: 1 box (= 2 slabs);</p> <p>- one tall crate may contain up 3 different items (codes); for the same size; one short crate may contain up 2 different items (codes) for the same size.</p> <p><b>loading on lorry:</b></p> <ul style="list-style-type: none"> <li>- stack max. 3 tall crates on lorry;</li> <li>- max. 30 tall crates on lorry (15 spaces) within total weight limits;</li> </ul>
<p>CASSA ALTA/ TALL CRATE Ingombro/Size: 172 x 89 x h.65 cm Peso/ Weight: 59 kg</p> <p>CASSA BASSA/ SHORT CRATE Ingombro/Size: 172 x 89 x h.41 cm Peso/ Weight: 47 kg</p> 	75x75 cassa alta tall crate	114	38	64,13	961,31	<ul style="list-style-type: none"> <li>- ordine minimo 1 scatola (= 3 lastre);</li> <li>- a parità di formato sarà possibile inserire nella cassa alta 3 articoli diversi e nella cassa piccola 2 articoli diversi;</li> </ul> <p><b>carico su camion:</b></p> <ul style="list-style-type: none"> <li>- sovrapponibilità max. su camion n. 3 casse alte;</li> <li>- max. 30 casse alte su camion (15 spazi) compatibilmente con i limiti di peso totale;</li> </ul> <p>- minimum order: 1 box (= 3 slabs);</p> <p>- one tall crate may contain up 3 different items (codes); for the same size; one short crate may contain up 2 different items (codes) for the same size.</p> <p><b>loading on lorry:</b></p> <ul style="list-style-type: none"> <li>- stack max. 3 tall crates on lorry;</li> <li>- max. 30 tall crates on lorry (15 spaces) within total weight limits;</li> </ul>
<p>CASSA ALTA/ TALL CRATE Ingombro/Size: 172 x 89 x h.65 cm Peso/ Weight: 59 kg</p> <p>CASSA BASSA/ SHORT CRATE Ingombro/Size: 172 x 89 x h.41 cm Peso/ Weight: 47 kg</p> 	75x37,5 cassa alta tall crate	264	44	74,25	1.103,70	<ul style="list-style-type: none"> <li>- ordine minimo 1 scatola (= 6 lastre);</li> <li>- a parità di formato sarà possibile inserire nella cassa alta 3 articoli diversi e nella cassa piccola 2 articoli diversi;</li> </ul> <p><b>carico su camion:</b></p> <ul style="list-style-type: none"> <li>- sovrapponibilità max. su camion n. 3 casse alte;</li> <li>- max. 30 casse alte su camion (15 spazi) compatibilmente con i limiti di peso totale;</li> </ul> <p>- minimum order: 1 box (= 6 slabs);</p> <p>- one tall crate may contain up 3 different items (codes); for the same size; one short crate may contain up 2 different items (codes) for the same size.</p> <p><b>loading on lorry:</b></p> <ul style="list-style-type: none"> <li>- stack max. 3 tall crates on lorry;</li> <li>- max. 30 tall crates on lorry (15 spaces) within total weight limits;</li> </ul>
<p>CASSA ALTA/ TALL CRATE Ingombro/Size: 141 x 132 x h.65 cm Peso/ Weight: 70 kg</p> <p>CASSA BASSA/ SHORT CRATE Ingombro/Size: 141 x 132 x h.41 cm Peso/ Weight: 60 kg</p> 	120x120 cassa alta tall crate	52	26	74,88	1.060,00	<ul style="list-style-type: none"> <li>- ordine minimo 1 scatola (= 2 lastre);</li> <li>- a parità di formato sarà possibile inserire nella cassa alta 3 articoli diversi e nella cassa piccola 2 articoli diversi;</li> </ul> <p><b>carico su camion:</b></p> <ul style="list-style-type: none"> <li>- sovrapponibilità max. su camion n. 3 casse alte;</li> <li>- max. 44 casse alte su camion (22 spazi) compatibilmente con i limiti di peso totale;</li> </ul> <p>- minimum order: 1 box (= 2 slabs);</p> <p>- one tall crate may contain up 3 different items (codes); for the same size; one short crate may contain up 2 different items (codes) for the same size.</p> <p><b>loading on lorry:</b></p> <ul style="list-style-type: none"> <li>- stack max. 3 tall crates on lorry;</li> <li>- max. 44 tall crates on lorry (22 spaces) within total weight limits;</li> </ul>
<p>CASSA ALTA/ TALL CRATE Ingombro/Size: 121 x 112 x h.65 cm Peso/ Weight: 55 kg</p> <p>CASSA BASSA/ SHORT CRATE Ingombro/Size: 121 x 112 x h.41 cm Peso/ Weight: 44 kg</p> 	100x100 cassa alta tall crate	52	26	52,00	786,70	<ul style="list-style-type: none"> <li>- ordine minimo 1 scatola (= 2 lastre);</li> <li>- a parità di formato sarà possibile inserire nella cassa alta 3 articoli diversi e nella cassa piccola 2 articoli diversi;</li> </ul> <p><b>carico su camion:</b></p> <ul style="list-style-type: none"> <li>- sovrapponibilità max. su camion n. 3 casse alte;</li> <li>- max. 44 casse alte su camion (22 spazi) compatibilmente con i limiti di peso totale;</li> </ul> <p>- minimum order: 1 box (= 2 slabs);</p> <p>- one tall crate may contain up 3 different items (codes); for the same size; one short crate may contain up 2 different items (codes) for the same size.</p> <p><b>loading on lorry:</b></p> <ul style="list-style-type: none"> <li>- stack max. 3 tall crates on lorry;</li> <li>- max. 44 tall crates on lorry (22 spaces) within total weight limits;</li> </ul>

<b>IMBALLO</b> Cassa di legno <b>PACKAGING</b> Crate in wood	<b>FORMATO</b> lastre in mm <b>FORMAT</b> slabs in mm	<b>PEZZI</b> capienza max <b>ITEMS</b> max capacity	<b>SCATOLE</b> capienza max <b>BOXES</b> max capacity	<b>MQ</b> capienza max <b>SQ.M.</b> max capacity	<b>KG</b> capienza max <b>KG</b> max capacity	<b>NOTE</b> <b>NOTES</b>
<b>CAVALLETTO DA 50 LASTRE:</b> Ingombro: 312 x 74 x h.191 cm Peso: 227 kg  <i>Rack for 50 slabs:            Size: 312 x 74 x 191(H) cm            Weight: 227 kg</i>  	300x150  cavalletto 50 lastre  rack 50 slabs	50	-	225,00	3.392,80	<ul style="list-style-type: none"> <li>- un cavalletto può contenere max. 5 articoli (codici) differenti;</li> <li>- il cavalletto deve essere riempito per la massima capacità indicata;</li> <li>- per ragioni di ottimizzazione spazi, in questo cavalletto possono essere inserite anche 48 lastre (al posto di nr. 2 cavalletti da 24 lastre)</li> </ul> <ul style="list-style-type: none"> <li>- one rack may contain up 5 different items (codes);</li> <li>- the rack must be filled to the maximum capacity specified;</li> <li>- in order to optimise space, this rack may be filled with 48 slabs (instead of 2 racks with 24 slabs each)</li> </ul>
<b>CAVALLETTO DA 50 LASTRE:</b> Ingombro: 312 x 74 x h.191 cm Peso: 227 kg  <i>Rack for 50 slabs:            Size: 312 x 74 x 191(H) cm            Weight: 227 kg</i>  	270x120  cavalletto 50 lastre  rack 50 slabs	50	-	162,00	2.506,34	<ul style="list-style-type: none"> <li>- un cavalletto può contenere max. 5 articoli (codici) differenti;</li> <li>- il cavalletto deve essere riempito per la massima capacità indicata;</li> <li>- per ragioni di ottimizzazione spazi, in questo cavalletto possono essere inserite anche 48 lastre (al posto di nr. 2 cavalletti da 24 lastre)</li> </ul> <ul style="list-style-type: none"> <li>- one rack may contain up 5 different items (codes);</li> <li>- the rack must be filled to the maximum capacity specified;</li> <li>- in order to optimise space, this rack may be filled with 48 slabs (instead of 2 racks with 24 slabs each)</li> </ul>
<b>CAVALLETTO DA 50 LASTRE:</b> Ingombro: 312 x 74 x h.140 cm Peso: 180 kg  <i>Rack for 50 slabs:            Size: 312 x 74 x 140(H) cm            Weight: 180 kg</i>  	300x100  cavalletto 50 lastre  rack 50 slabs	50	-	150,00	2.290,50	<ul style="list-style-type: none"> <li>- un cavalletto può contenere max. 5 articoli (codici) differenti;</li> <li>- il cavalletto deve essere riempito per la massima capacità indicata;</li> <li>- per ragioni di ottimizzazione spazi, in questo cavalletto possono essere inserite anche 48 lastre (al posto di nr. 2 cavalletti da 24 lastre)</li> </ul> <ul style="list-style-type: none"> <li>- one rack may contain up 5 different items (codes);</li> <li>- the rack must be filled to the maximum capacity specified;</li> <li>- in order to optimise space, this rack may be filled with 48 slabs (instead of 2 racks with 24 slabs each)</li> </ul>
<b>CAVALLETTO DA 24 LASTRE:</b> Ingombro: 312 x 70 x h.191 cm Peso: 194 kg  <i>Rack for 24 slabs:            Size: 312 x 70 x 191(H) cm            Weight: 194 kg</i>  	300x150  cavalletto 24 lastre  rack 24 slabs	24	-	108,00	1.713,60	<ul style="list-style-type: none"> <li>- un cavalletto può contenere max. 5 articoli (codici) differenti;</li> <li>- il cavalletto deve essere riempito per la massima capacità indicata;</li> </ul> <ul style="list-style-type: none"> <li>- one rack may contain up 5 different items (codes);</li> <li>- the rack must be filled to the maximum capacity specified;</li> </ul>
<b>CAVALLETTO DA 32 LASTRE:</b> Ingombro: 312 x 70 x h.140 cm Peso: 158 kg  <i>Rack for 32 slabs:            Size: 312 x 70 x 140(H) cm            Weight: 158 kg</i>  	300x100 cavalletto 32 lastre rack 32 slabs	32	-	96,00	1.508,50	<ul style="list-style-type: none"> <li>- un cavalletto può contenere max. 5 articoli (codici) differenti;</li> <li>- il cavalletto deve essere riempito per la massima capacità indicata;</li> </ul> <ul style="list-style-type: none"> <li>- one rack may contain up 5 different items (codes);</li> <li>- the rack must be filled to the maximum capacity specified;</li> </ul>
<b>CAVALLETTO DA 48 LASTRE:</b> Ingombro: 161 x 74 x h.191 cm Peso: 85 kg  <i>Rack for 48 slabs:            Size: 161 x 74 x 191(H) cm            Weight: 85 kg</i>  	150x150  cavalletto 48 lastre  rack 48 slabs	48	-	108,00	1.604,60	<ul style="list-style-type: none"> <li>- un cavalletto può contenere max. 5 articoli (codici) differenti;</li> <li>- il cavalletto deve essere riempito per la massima capacità indicata;</li> </ul> <ul style="list-style-type: none"> <li>- one rack may contain up 5 different items (codes);</li> <li>- the rack must be filled to the maximum capacity specified;</li> </ul>



**CONTAINER 40 PIEDI (11,90 x 2,33 x h.2,35 m)\***

- nr. 18 casse 300x150;
- nr. 30 casse 300x100 + nr. 5 casse 150x150;
- nr. 30 casse 300x100 + nr. 6 casse alte 75x37,5\75x75\150x75;
- nr. 30 casse 300x100 + nr. 6 casse alte 100x100;
- nr. 30 casse 300x100 + nr.10 casse alte 150x100;
- nr. 24 casse 120x120 (compatibilmente con il peso);
- nr. 35 casse 150x150 (compatibilmente con il peso);

\*Per quanto riguarda i formati 120x120, 100x100 o 75x37,5\75x75\150x75 il calcolo deve tenere conto del peso (non si occupa mai tutto lo spazio a disposizione poichè si eccederebbero i limiti di peso).

**40 FOOT CONTAINER (11.90 x 2.33 x 2.35(H) m)\***

- 18 crates 300x150;
- 30 crates 300x100 + 5 crates 150x150;
- 30 crates 300x100 + 6 tall crates 75x37.5\75x75\150x75;
- 30 crates 300x100 + 6 tall crates 100x100;
- 30 crates 300x100 + 10 tall crates 150x100;
- 24 tall crates 120x120 (within weight limits);
- 35 tall crates 150x150 (within weight limits);

\*concerning the 120x120, 100x100 or 75x37.5\75x75\150x75 formats, calculation must take weight into account (the space is never completely filled as weight would be exceeded).

**CONTAINER 20 PIEDI (5,90 x 2,32 x h. 2,35 m)**

- nr. 6 casse 300x150;
- nr. 10 casse 300x100 + nr. 5 casse 150x150;
- nr. 10 casse 300x100 + nr. 10 casse alte150x100;
- nr. 10 casse 300x100 + nr. 6 casse alte 75x37,5\75x75\150x75;
- nr. 10 casse 300x100 + nr.12 casse alte100x100;
- nr. 15 casse 150x150 + nr. 3 casse alte 75x37,5\75x75\150x75;
- nr. 12 casse alte 120x120 (compatibilmente con il peso);
- nr. 27 casse alte100x100 (compatibilmente con il peso);
- nr.18 casse alte 75x37,5\75x75\150x75;
- nr.18 casse alte150x100.

**20 FOOT CONTAINER (5.90 x 2.32 x 2.35(H) m)**

- 6 crates 300x150;
- 10 crates 300x100 + 5 crates 150x150;
- 10 crates 300x100 + 10 tall crates 150x100;
- 10 crates 300x100 + 6 tall crates 75x37.5\75x75\150x75;
- 10 crates 300x100 + 12 tall crates 100x100;
- 15 crates 150x150 + 3 tall crates 75x37.5\75x75\150x75;
- 12 tall crates 120x120 (within weight limits);
- 27 tall crates 100x100 (within weight limits);
- 18 tall crates 75x37.5\75x75\150x75;
- 18 tall crates 150x100.

**NOTE**

Per la **sovrapponibilità di casse alte e basse** della medesima dimensione occorre rispettare il limite di altezza massima della pila pari a 2,10 m, tenendo presente che il carrello elevatore per il carico dei container non può sollevarsi oltre 1,40 m all'interno del container stesso.

**NOTE**

Concerning the **stackability of tall and short crates** of the same size, the maximum stack height of 2.10 m, should be respected, bearing in mind that the lift truck for loading the container cannot lift above 1.40 m inside the container itself.

## IDONEITÀ ADESIVI PER LA POSA DI LASTRE MXF A BASSO SPESSORE

INTERNO - INDOORS

PRODOTTO Product	LATTICE Latex	CLASSIFICAZIONE Classification			PAVIMENTO - Floors					
					MASSETTO IN CEMENTO E IN CALCESTRUZZO Cement and concrete screeds	MASSETTI IN ANIDRITE Anhydrite screeds	MASSETTI RISCALDANTI Heated screeds	VECCHIE CERAMICHE, MARMETTE O MATERIALE LAPIDEO Old ceramics, marble-chip floor tiles or stone material	PAVIMENTI IN PVC, LINOLEUM O VINILICI PVC, Linoleum or vinyl flooring	
		EN 12004		EN 12002	CM <sup>2</sup>					
TECHNOS +	TC - LAX	C2	-	S1	IDONEO <i>Suitable</i>	IDONEO <i>Suitable*</i>	IDONEO <i>Suitable</i>	IDONEO <i>Suitable</i>		
TECHNOS +	TC LASTIC	C2	-	S2	IDONEO <i>Suitable</i>	IDONEO <i>Suitable*</i>	IDONEO <i>Suitable</i>	IDONEO <i>Suitable</i>		
TECHNO - XL	TC - LAX	C2	TE	S1	IDONEO <i>Suitable</i>	IDONEO <i>Suitable*</i>	IDONEO <i>Suitable</i>	IDONEO <i>Suitable</i>		
TECHNO - XL	TC LASTIC	C2	T	S2	IDONEO <i>Suitable</i>	IDONEO <i>Suitable*</i>	IDONEO <i>Suitable</i>	IDONEO <i>Suitable</i>		
TECHNOLA	TC - LAX	C2	TE	S1	IDONEO <i>Suitable</i>	IDONEO <i>Suitable*</i>	IDONEO <i>Suitable</i>	IDONEO <i>Suitable</i>		
TECHNOLA	TC LASTIC	C2	TE	S2	IDONEO <i>Suitable</i>	IDONEO <i>Suitable*</i>	IDONEO <i>Suitable</i>	IDONEO <i>Suitable</i>		
TECHNODUE	-	C2	TE	S1	IDONEO <i>Suitable</i>	IDONEO <i>Suitable*</i>	IDONEO <i>Suitable</i>	IDONEO <i>Suitable</i>		
TECHNORAP 2	-	C2	FT	S1	IDONEO <i>Suitable</i>	IDONEO <i>Suitable*</i>	IDONEO <i>Suitable</i>	IDONEO <i>Suitable</i>		
ALL 9000	-	C2	T	-	IDONEO <i>Suitable</i>	IDONEO <i>Suitable</i>	IDONEO <i>Suitable</i>	IDONEO <i>Suitable</i>	IDONEO <i>Suitable</i>	
TECHNOSTAR/HD	-	C2	TE	S1	≤ 10000	≤ 10000*	≤ 5000	≤ 5000		
AIR-ONE	-	C2	TE	S1	≤ 10000	≤ 10000*	≤ 5000	≤ 5000		
AIRES	-	C2	TE	S2	≤ 10000	≤ 10000*	≤ 5000	≤ 5000		
TECHNOMAX S1	-	C2	E (G)	S1	≤ 10000	≤ 10000*	≤ 5000	≤ 5000		

\*DOPO UTILIZZO DI "PRIMER T"

## IDONEITÀ ADESIVI PER LA POSA DI LASTRE MXF A BASSO SPESSORE














ESTERNO - OUTDOORS

	MURI - Walls				PAVIMENTO - Floors		MURI - Walls
	INTONACO CEMENTIZIO, CALCESTRUZZO  Cement plaster, concrete	INTONACO IN GESSO  Gypsum plaster	CARTONGESSO PANNELLI IN FIBROCEMENTO  Plasterboard Fiber cement panels	VECCHIE CERAMICHE  Old ceramic	MASSETTO CEMENTIZIO CALCESTRUZZO  Cement screed Concrete	VECCHIE CERAMICHE, MARMETTE O MATERIALE LAPIDEO  Old ceramics, marble-chip floor tiles or stone material	INTONACO CEMENTIZIO, CALCESTRUZZO  Cement plaster concrete
	CM <sup>2</sup>				CM <sup>2</sup>		CM <sup>2</sup>
	IDONEO <i>Suitable</i>	IDONEO <i>Suitable*</i>	IDONEO <i>Suitable</i>	IDONEO <i>Suitable</i>	IDONEO <i>Suitable</i>	-	IDONEO <i>Suitable</i>
	IDONEO <i>Suitable</i>	IDONEO <i>Suitable*</i>	IDONEO <i>Suitable</i>	IDONEO <i>Suitable</i>	IDONEO <i>Suitable</i>	-	IDONEO <i>Suitable</i>
	IDONEO <i>Suitable</i>	IDONEO <i>Suitable*</i>	IDONEO <i>Suitable</i>	IDONEO <i>Suitable</i>	IDONEO <i>Suitable</i>	-	IDONEO <i>Suitable</i>
	IDONEO <i>Suitable</i>	IDONEO <i>Suitable*</i>	IDONEO <i>Suitable</i>	IDONEO <i>Suitable</i>	IDONEO <i>Suitable</i>	-	IDONEO <i>Suitable</i>
	IDONEO <i>Suitable</i>	IDONEO <i>Suitable*</i>	IDONEO <i>Suitable</i>	IDONEO <i>Suitable</i>	IDONEO <i>Suitable</i>	-	IDONEO <i>Suitable</i>
	IDONEO <i>Suitable</i>	IDONEO <i>Suitable*</i>	IDONEO <i>Suitable</i>	IDONEO <i>Suitable</i>	IDONEO <i>Suitable</i>	-	IDONEO <i>Suitable</i>
	IDONEO <i>Suitable</i>	IDONEO <i>Suitable*</i>	IDONEO <i>Suitable</i>	IDONEO <i>Suitable</i>	IDONEO <i>Suitable</i>	-	IDONEO <i>Suitable</i>
	IDONEO <i>Suitable</i>	IDONEO <i>Suitable*</i>	IDONEO <i>Suitable</i>	IDONEO <i>Suitable</i>	IDONEO <i>Suitable</i>	IDONEO <i>Suitable</i>	IDONEO <i>Suitable</i>
	≤ 10000	≤ 10000*	≤ 5000	-	≤ 5000	-	-
	≤ 10000	≤ 10000*	≤ 5000	-	≤ 5000	-	-
	≤ 10000	≤ 10000*	≤ 5000	-	≤ 5000	-	-
	-	-	-	-	≤ 5000	-	-

## Technical features

### Classificazione Ente CEN secondo le norme EN - ISO gruppo Bla-UGL EN 14411 ALL.G E ISO 13006 ALL.G

Classification in accordance with CEN and ISO standards - Bla-UGL EN 14411 ANNEX G AND ISO 13006 ANNEX G

PROPRIETÀ FISICO-CHIMICHE PHYSICAL-CHEMICAL PROPERTIES	TIPO DI PROVA STANDARD OF TEST	VALORE PRESCRITTO REQUIRED VALUE	VALORE MEDIO <b>MAXFINE</b> : <b>MAXFINE</b> : AVERAGE VALUE
 <b>Dimensioni</b> Sizes	ISO 10545.2	<b>Lunghezza e larghezza</b> / Length and width <b>Spessore</b> / Thickness <b>Rettilineità spigoli</b> / Linearity <b>Ortogonalità</b> / Wedging <b>Planarità</b> / Warpage	± 0,1% ± 5% ± 0,1% ± 0,1% ± 0,2%
 <b>Assorbimento d'acqua</b> Water absorption	ISO 10545.3	≤ 0,5%	0,03% - 0,06% Prelucidato - Naturale - Strutturato 0,05% - 0,08% Lucidato
 <b>Modulo di rottura</b> Breaking modulus	ISO 10545.4	≥ 35 N/mm <sup>2</sup>	49 N/mm <sup>2</sup>
 <b>Sforzo di rottura (S)</b> breaking strenght (S)		<b>Spessore</b> / Thickness < 7,5mm = ≥ 700 N	<b>Spessore</b> / Thickness <b>Conforme</b> / Conforms *
 <b>Resistenza all'abrasione profonda</b> Deep abrasion resistance	ISO 10545.6	Max 175 mm <sup>3</sup>	140 mm <sup>3</sup>
 <b>Coefficiente di dilatazione termica lineare</b> Coefficient of linear thermal-expansion	ISO 10545.8	<b>Metodo di prova disponibile</b> Testing method available	6,5x10 <sup>-6</sup> °C <sup>-1</sup>
 <b>Resistenza sbalzi termici</b> Resistance to thermal shocks	ISO 10545.9	<b>Metodo di prova disponibile</b> Testing method available	<b>Resistente</b> Resistant
 <b>Resistenza al gelo</b> Frost resistance	ISO 10545.12	<b>Non devono presentare rotture o alterazioni apprezzabili della superficie</b> Must not produce noticeable alteration to surface	<b>Conforme</b> Conforms
 <b>Resistenza ai prodotti chimici</b> Chemical resistance	ISO 10545.13	<b>Resistenza prodotti chimici uso domestico e additivi per piscina (min. classe B)</b> Resistance to household chemicals and pool additives (min. class B)  <b>Resistenza acidi e alcalini a bassa concentrazione</b> Resistance to acids and alkalis at low concentration  <b>Resistenza acidi e alcalini a alta concentrazione</b> Resistance to highly concentrated acid and alkaline products	<b>Superfici</b> / Surfaces Naturale - Prelucidato Strutturato <b>A</b> Lucidato Levigato - Silky <b>B</b>  Naturale - Prelucidato Strutturato <b>LA</b> Lucidato Levigato - Silky <b>LB</b>  Naturale - Prelucidato Strutturato <b>HA</b> Lucidato Levigato - Silky <b>HB</b>
 <b>Resistenza alle macchie</b> Stain resistance	ISO 10545.14	1 < X ≤ 5  <b>Metodo di prova disponibile</b> Testing method available	<b>Superfici</b> / Surfaces Naturale - Prelucidato Strutturato <b>Classe 5</b> Lucidato Levigato - Silky <b>Disponibile a richiesta</b> / Available on request
 <b>Resistenza dei colori alla luce</b> Color resistance to light	DIN 51094	<b>Nessun campione deve presentare apprezzabili variazioni di colore</b> No sample must show noticeable colour change	<b>Campioni inalterati in brillantezza e colore</b> No change in brightness or colour
 <b>Coefficiente di attrito (scivolosità)</b> Friction coefficient (slipperiness)	BCR DM 236/89 DIN 51130	<b>Metodo di prova disponibile</b> Testing method available	<b>Disponibili a richiesta le classificazioni **</b> Classifications available on request**
 <b>Reazione al fuoco</b> Reaction to fire	96/603/CE	<b>Prova assente</b> Test absent	A1 - A1 <sub>fl</sub>

\* Test effettuato su Lavica Pearl 100x100 cm superficie naturale.  
Test performed on Lavica Pearl 100x100 cm matt surface.

\*\* Vedi tabella Safe System.  
See Safe System table.

### Caratteristiche tecniche arredamento - Furniture technical features

CARATTERISTICA TECNICA TECHNICAL FEATURE	NORMA O METODO DI MISURA STANDARD OR MEASUREMENT METHOD	VALORE PRESCRITTO DALLE NORME VALUE LAID DOWN BY STANDARDS	VALORE MEDIO <b>MAXFINE</b> : <b>MAXFINE</b> : AVERAGE VALUE
 <b>Resistenza superfici al calore umido</b> Surface resistance to wet heat	UNI EN 12721:2013	<b>5 - Nessun cambiamento</b> 5 - No change	<b>5 - Nessun cambiamento riscontrato</b> 5 - No change found
 <b>Resistenza superfici al calore secco</b> Surface resistance to dry heat	UNI EN 12722:2013	<b>5 - Nessun cambiamento</b> 5 - No change	<b>5 - Nessun cambiamento riscontrato</b> 5 - No change found
 <b>Resistenza superfici ai liquidi freddi</b> Surface resistance to cold liquids	UNI EN 12720:2013	<b>5 - Nessun cambiamento</b> 5 - No change	<b>5 - Nessun cambiamento riscontrato</b> 5 - No change found
 <b>Determinazione della tendenza delle superfici a ritenere lo sporco</b> Determination of the tendency of the surface to retain dirt	UNI 9300:1988 + A276:1989	<b>5 - Nessun cambiamento</b> 5 - No change	<b>5 - Nessun cambiamento visibile</b> 5 - No visible change
 <b>Resistenza delle superfici agli sbalzi di temperatura</b> Surface resistance to thermal shock	UNI 9429:1989	<b>5 - Nessun difetto dopo 15 CICLI</b> 5 - No defect	<b>5 - Nessun difetto</b> 5 - No defect
 <b>Determinazione della migrazione globale</b> Determination of overall migration	DM 21/03/1973	<b>Conforme al DM 21/03/1973</b> Must not produce noticeable alteration to surface	<b>Conforme</b> Compliant
 <b>Resistenza delle superfici ai prodotti di pulizia</b> Surface resistance to cleaning products	PROC. INT. 006/2014	<b>Nessun cambiamento</b> Must not produce noticeable signs of chemical attack	<b>Nessun cambiamento riscontrato</b> No change found



## SAFE SYSTEM

classificazione resistenza allo scivolamento - Slip resistance classification

NORMA  
DIN 51130

**R9**  
6°-10°



**Resistenza allo scivolamento**  
Slip resistance

PRODOTTO  
PRODOTTO

FINITURA  
FINISHES

DIN 51097

PRODOTTO PRODOTTO	FINITURA FINISHES	DIN 51097
MARMI	<u>PL</u>	-
TRAVERTINI	<u>PL</u>	-
GRANITI	<u>PL</u>	-
ONICI	<u>PL</u>	-
PIETRE	<u>PL</u>	-
ART STONE	<u>N</u>	A
METALLI	<u>N</u>	-
WALK ON	<u>N</u>	-
HIGHWAY	<u>N</u>	-
CHROMOCODE 3D	<u>N</u>	-
AVENUE	<u>N</u>	-

NORMA  
DIN 51130

**R10**  
10°-19°



**Resistenza allo scivolamento**  
Slip resistance

PRODOTTO  
PRODOTTO

FINITURA  
FINISHES

DIN 51097

PRODOTTO PRODOTTO	FINITURA FINISHES	DIN 51097
PIETRE/LIMESTONE	<u>ST</u>	A+B
CITYSTONE	<u>N</u>	A+B

R9 6° - 10°      R10 10° - 19°      R11 19° - 27°      R12 27° - 35°

PL PRELUCIDATO R9 E SQUADRATO      N NATURALE E SQUADRATO      ST STRUTTURATO E SQUADRATO

N.B: I valori di resistenza allo scivolamento, coefficiente di attrito statico o dinamico, riportati sul catalogo sono da ritenersi puramente indicativi e non vincolanti. Ogni eventuale specifica necessità dovrà essere da noi confermata al momento dell'ordine e comunque sempre prima della posa.

NB: Slip resistance values, coefficient of static or dynamic friction, in the catalog are purely indicative and not binding. Any specific requirements must be confirmed by us at the time of ordering and in any case before installation.

N.B: Les valeurs de résistance au glissement, le coefficient de frottement statique ou dynamique, indiqués sur le catalogue doivent être considérés comme purement indicatifs et ne sauraient engager notre responsabilité. Toutes les éventuelles spécifications nécessaires devront faire l'objet d'une confirmation de notre part au moment de la commande et en tout état de cause avant la pose.

Anm.: Die Werte für die Rutschfestigkeit, also des statischen oder dynamischen Reibungskoeffizienten, die im Katalog aufgeführt sind, sind als unverbindliche Richtwerte anzusehen. Alle spezifischen Anforderungen müssen von uns bei der Bestellung und in jedem Fall vor der Verlegung immer bestätigt werden.

FMG Fabbrica Marmi e Granitisi riserva il diritto di apportare, qualora lo ritenesse opportuno, eventuali modifiche tecniche e formali ai dati riportati in questo catalogo. Le immagini riprodotte sono quanto più possibile vicine alla realtà. La riproduzione di colori è approssimativa. Tutti i diritti sono riservati. Ogni riproduzione totale o parziale dei contenuti del presente catalogo, sia di testo che di immagine, è vietata e sarà perseguita in termini di legge.

FMG Fabbrica Marmi e Graniti reserves the right to make any technical and size-related modifications to the data specified in this catalogue should it deem it necessary. The pictures shown are as close to reality as possible. Colour reproduction is approximate. All rights reserved. Any reproduction, whether total or partial, of the contents of this catalogue - whether text or image - is forbidden and will be prosecuted by law.

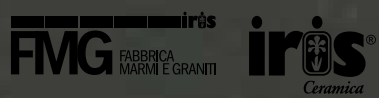
FMG Fabbrica Marmi e Graniti se réserve le droit d'apporter, si nécessaire, des modifications techniques et formelles aux données reportées sur ce catalogue. Les images reproduites sont le plus possible proches de la réalité. La reproduction des coloris est indicative. Tous les droits sont réservés. Toute reproduction totale ou partielle des contenus du présent catalogue, textes et images, est interdite et sera poursuivie en termes de droit.

Die Firma FMG Fabbrica Marmi e Graniti behält sich vor, die in diesem Katalog enthaltenen Informationen und Eigenschaften jederzeit zu ändern. Die Bilder der Produkte kommen innerhalb der Möglichkeiten der Druckverfahren den tatsächlichen Eigenschaften so weit wie möglich nahe. Die Farbwiedergabe ist ungefähr. Alle Rechte vorbehalten. Der vollständige oder auszugsweise Nachdruck des Inhalts dieses Katalogs in Schrift und Bild ist verboten und wird nach Maßgabe des Gesetzes geahndet.

FOLLOW FMG Fabbrica Marmi e Graniti SOCIAL NETWORKS



FMG mktg dept  
ufoadv.com



Via Ghiarola Nuova, 119  
41042 Fiorano Modenese (MO) - Italy  
Telefono: +39 0536 862111  
[irisfmg.com](http://irisfmg.com)  
[info@irisfmg.com](mailto:info@irisfmg.com)

A BRAND OF  IRIS  
CERAMICA  
GROUP

**MAXFINE**

**FMG** FABBRICA  
MARMIE E GRANITI

[irisfmg.com](http://irisfmg.com)