


GFR SERIES FAN-FORCED WALL HEATER



IDEAL SPACES

- Bedrooms
- Living/Family Rooms
- Kitchens
- Bathrooms
- Basements
- Offices
- Conference Rooms
- Hallways
- Lobbies
- Waiting Rooms

COLORS

- White

DIMENSIONS

- Grille: 7-3/4"H x 16-7/8"W x 7/8"D
- Back Box: 4-5/8"H x 14-3/8"W x 4-3/8"D

TEMP RANGE

- 40°– 85°F

CFM

- 50

- Patented CLIP-N-FIT® feature allows installer to change the desired wattage output without moving the jumper wire
- Contemporary register-style grille that blends with any residential or commercial appeal
- Tangential blower for whisper-quiet operation
- Multiple safety features for overheat prevention
- Dual Protection: thermal cutout with indicator light and one time thermal fuse
- Permanently lubricated fan motor and dust-protected bearings
- Simple 3-piece construction makes installation easy

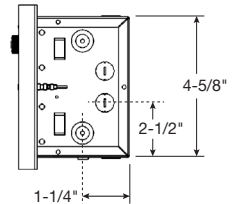
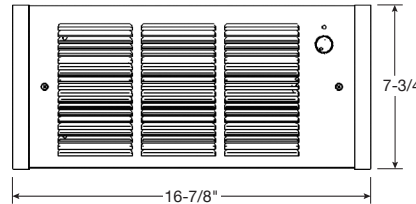
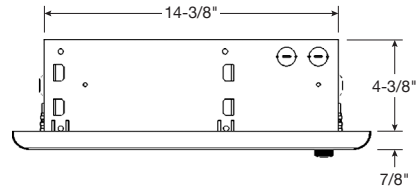


GFR SERIES FAN-FORCED WALL HEATER

MODELS & SPECIFICATIONS

CATALOG NO.	UPC	VOLTS	WATTS	AMPS	BUILT IN THERM	SHIP WT. (LBS.)
GFR1500F	6 85360 03368 6	120	1500/1125/750/375	12.5/9.4/6.3/3.1	No	10
GFR2004F	6 85360 03372 3	240*	2000/1500/1000/500	8.3/6.3/4.2/2.1	No	10
GFR2404F	6 85360 03375 4	240*	2400/1800/1200/600	10.0/7.5/5.0/2.5	No	10
GFR1500T2F	6 85360 03369 3	120	1500/1125/750/375	12.5/9.4/6.3/3.1	Double Pole	11
GFR2004T2F	6 85360 03374 7	240*	2000/1500/1000/500	8.3/6.3/4.2/2.1	Double Pole	11
GFR2404T2F	6 85360 03377 8	240*	2400/1800/1200/600	10.0/7.5/5.0/2.5	Double Pole	11

NOTE: For wall mounting only. Do not install back box closer than 4 in. from floor, 6 in. from adjacent walls and 36 in. from the ceiling. Do not install heater behind towel rack, behind door, in floor, in closet, in ceiling or where airflow may be obstructed. To insure proper operation, maintain 5 ft. minimum clearance to furniture or other objects placed directly in front of the heater. *Will operate on 208V at 75% of rated wattages. For installations over 7,500 ft. above sea level we recommend using models under 1500 watts. "T2F" Model are complete heater assemblies with grille, back box, and thermostat.



ACCESSORIES

CATALOG NO.	UPC	DESCRIPTION	SHIP WT. (LBS)
GFRBB	6 85360 03363 1	Single Backbox For GFR Series Heater	2
GFRBB6	6 85360 03364 8	Multi-Pack Backbox (6Pcs)	10
QFGTSP	6 85360 03362 4	Single-Pole Thermostat (Field-Installed)	1
QFGTDP	6 85360 05925 9	Double-Pole Thermostat (Field-Installed)	1
GFRSM	6 85360 05926 6	Surface Mounting Frame	2