



The Corporation of Massey Hall & Roy Thomson Hall

TECHNICAL INFORMATION

**MASSEY HALL
178 Victoria Street
Toronto, Ontario
M5B 1T7**

**Tel: (416) 363-7624
Fax: (416) 363-5290**

Contact.....	pg. 2
Stage Information.....	pg. 2
Loading Area.....	pg. 2
Parking Restrictions.....	pg. 3
Lighting and Electrical.....	pg. 4
Lighting Plot.....	pg. 6
Rigging.....	pg. 7
Sound System and Communications.....	pg. 8
Staging.....	pg. 9
Backstage	pg. 10
Centuries Lounge.....	pg. 11
Unions.....	pg. 12
Health and Safety.....	pg. 13

CONTACT

Doug McKendrick
Director of Production
doug.mckendrick@mh-rth.com
416.593.6985

Dan Brooks
Production Coordinator
dan.brooks@mh-rth.com
416.593.0079

Alex Naylor
Production Coordinator
alex.naylor@mh-rth.com
416.593.1189

Megan Paquette
Production Coordinator
megan.paquette@mh-trh.com
416.593.0904

STAGE INFORMATION

Built in 1894, Massey Hall is a classical, fixed plaster-shell, concert hall. The stage has no masking and is without any wing spaces. There is no proscenium. The entrance to the stage is via upstage left and upstage right swinging doors. The stage floor surface is clear, polyurethane-coated hardwood strip. No drilling or screwing into stage floor is permitted. There are other production limitations inherent to the structure. Please call for details.

Due to fire code regulations, the use of open flame or pyrotechnics is forbidden.

Stage Dimensions

60 feet wide upstage
65 feet wide downstage between stairs to audience
35 feet deep at center
27 feet deep onstage of stairs to audience
58 feet height clearance

LOADING AREA

There is no loading dock. Loading is at street level at the front of the building off of Shuter Street (see below for detailed map and directions). Push through the front doors, up ramps through two more sets of doors to the auditorium level, then a final ramp up to the stage. The smallest door is the middle door at 50 inches wide by 87 inches high. Stage level is approximately 3 foot, 6 inches above auditorium floor. Ramps are provided for lobby steps and up to stage level. There is very little storage space for empty production cases. Tours carrying large amounts of equipment should be prepared to backload empty cases. Due to the time it takes to reinstall the loading ramp post show. It is **strongly** recommended that whenever possible backline and deck audio / lighting cases remain on stage. This allows for equipment to be packed prior to the ramp being reinstalled. **It takes 20 – 30 minutes post show to reinstall the loading ramp (All patrons must be out of the auditorium)**

PARKING RESTRICTIONS

Downtown parking is extremely limited and there are no designated parking spaces at Massey Hall. Off-site parking for busses and transports can be arranged. Contact production management for further information.

Load Out

UNDER NO CIRCUMSTANCES MAY A TRUCK OR BUS BE PARKED IN FRONT OF MASSEY HALL WHILE AN AUDIENCE IS IN THE BUILDING. THIS IS FIRE CODE FOR EMERGENCY EGRESS OF PATRONS AND IS PART OF THE BUILDINGS FIRE CODE. EXITS ARE LIMITED AND ACCESS TO THE STREET MUST BE MAINTAINED IN CASE OF EMERGENCY. ALL TRUCKS MUST ARRIVE NO EARLIER THAN 20 MINUTES FOLLOWING THE CONCLUSION OF AN EVENT. IF A TRUCK DOES ARRIVE PRIOR TO THE CONCLUSION OF AN EVENT, IT WILL BE FORCED TO MOVE. PLEASE HELP US AND YOUR DRIVERS BY COORDINATING LOAD OUT TRUCK TIMES WITH VENUE PRODUCTION STAFF.

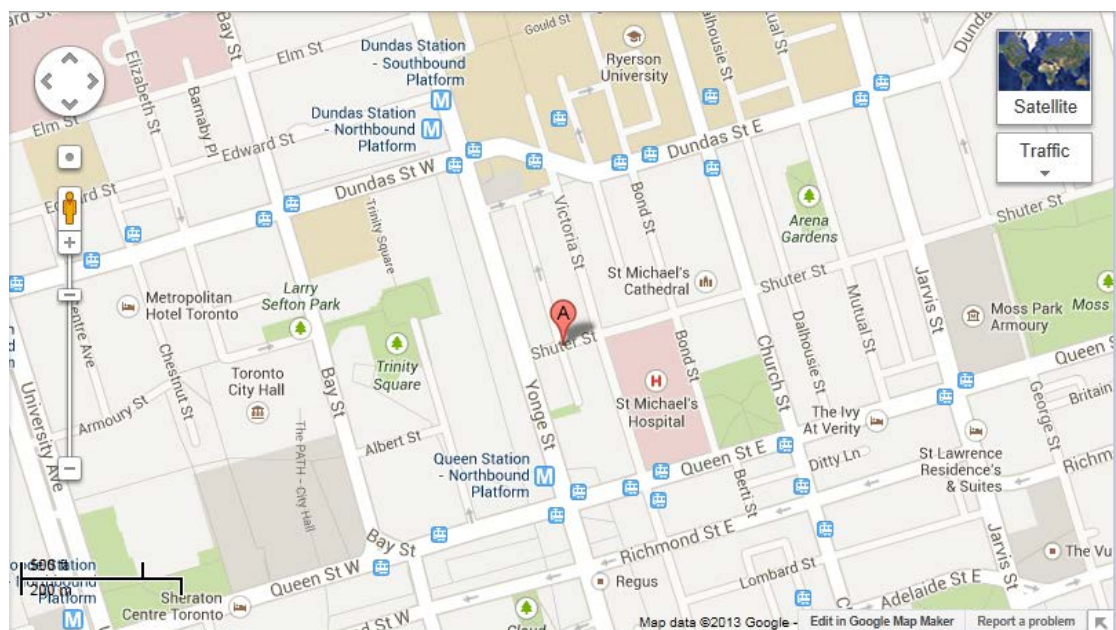
Truck Directions

Please ensure all truck drivers have the correct directions to the LOAD IN/OUT address for Massey Hall : 15 SHUTER ST, TORONTO ON

All trucks arriving at Massey Hall to unload or load equipment must be parked on the **south side of Shuter St FACING EAST** in front of the main doors leading in to Massey Hall. The nose of the truck will need to be as close to the intersection of Shuter and Victoria as possible.

We understand the challenges of driving a large truck in downtown Toronto so it is for everyone's benefit to know and follow these directions. **Any trucks parked in front of the venue facing west will be required to drive around the block to turn around.**

From the Gardner Expressway: Take the Yonge St exit and head north on Yonge. Shuter St is one (1) street north of Queen St. Take a right on to Shuter St, the venue will be on the right.



Lighting and Electrical

Power Source

Location.....Downstage Right
Capacity.....2 x 400 AMPS
Phase.....3
Voltage.....120/208
Cycles.....60
Disconnects: "J" series CAM-LOK. Ground & neutral are reversed.
All Electrical Services are equipped with 10ft CAM-LOK "J" series cables.

Dimmers

48 ways of 10A 120V Dimming ETC smartpack touring system, 4XSL1210V, custom mounted in road case located stage right.
36 Channels are reserved for house lekos on gallery rail.
12 Channels are available for other uses.

Fixed Focus Fixtures

36 ETC Source 4 @ 575 watts on gallery rail
12 Martin Atomic 3000 LED Strobe 4 Mounted on downstage chord of each truss
54 x 1K WFL Par lamps in ceiling for Orchestral concert lighting

Moving Head Fixtures (Overhead)

11 Martin Mac Viper Performance
14 Martin Mac Viper Profile
28 Martin Mac Aura XB
14 Clay Paky Sharpie

Moving Head Fixtures (Ground)

10 Robe Spiider (Can be placed as required)

Lighting Console

GrandMA2 full-Size Stage lighting console with 65,536 parameter control and 30 Motorized faders. Backup is achieved via a dedicated MA on PC system with a fader wing located in front of house Portable data rack.

Touring Consoles

Touring lighting consoles are typically located at the back of the auditorium house center-left, behind the sound position

Touring console position varies from show to show from *row N to T*.

Control cable length from dimmers stage right to console is 175 feet.

Lighting Positions

There are three semi-permanent on-stage lighting positions. Rigging points with permanent chain motors are used for house truss. House trusses are Prolyte S36PRF Fixed PreRigTruss. All trusses are comprised of 10ft sections. The positions and lengths are as follows.

Upstage 50ft

Midstage 50ft

Downstage 40ft

Follow spots

4 total: 4 X 1.2KW Lycian Superstars w/ 6 colour boomerangs (two of each in spot booths house left and right), 80' throw.

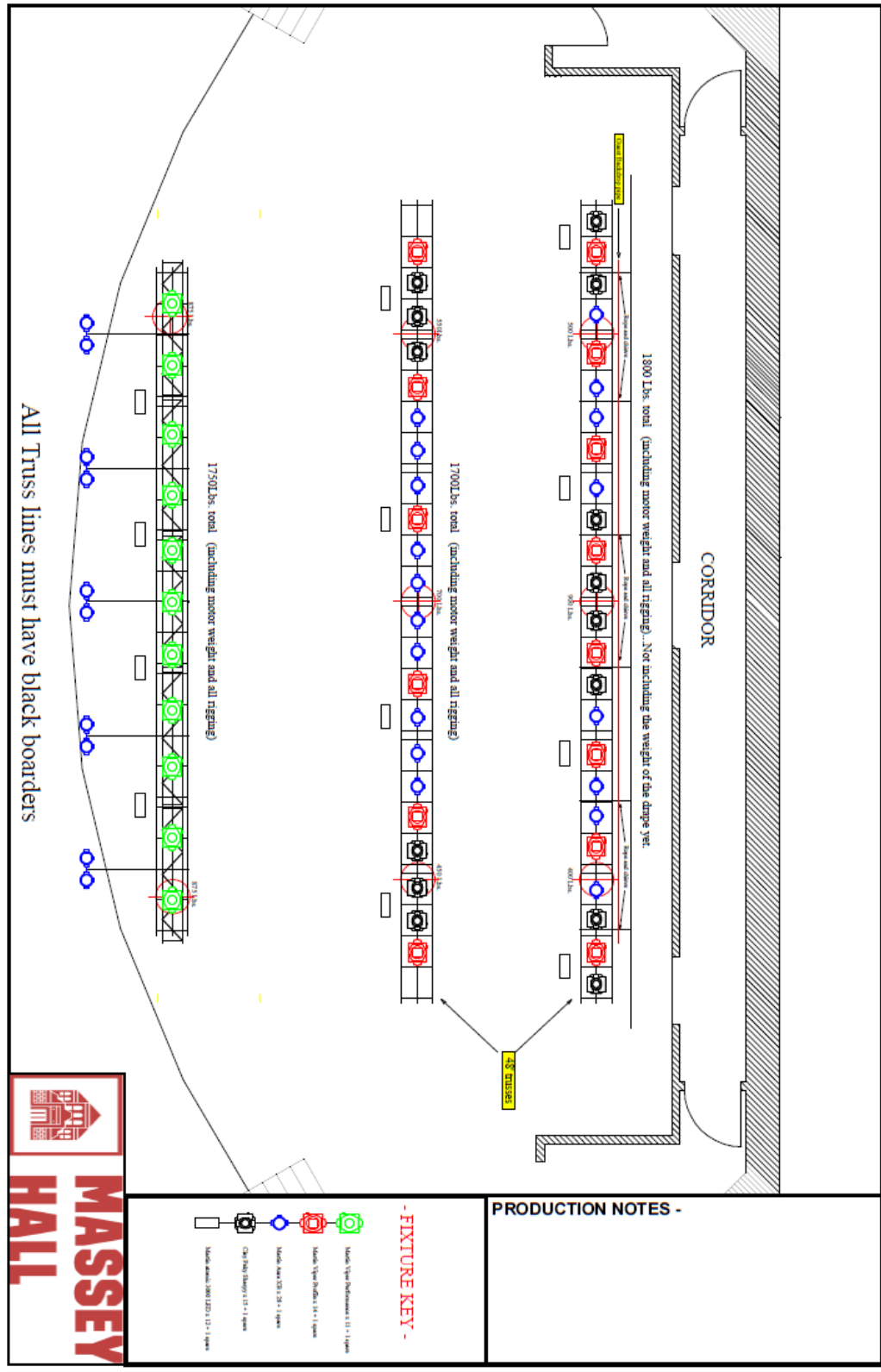
Effects

2 Look Solutions Unique 2.1 Haze Machines with integrated fan and Haze Density control system. Hazers are DMX controllable.

Load Cells

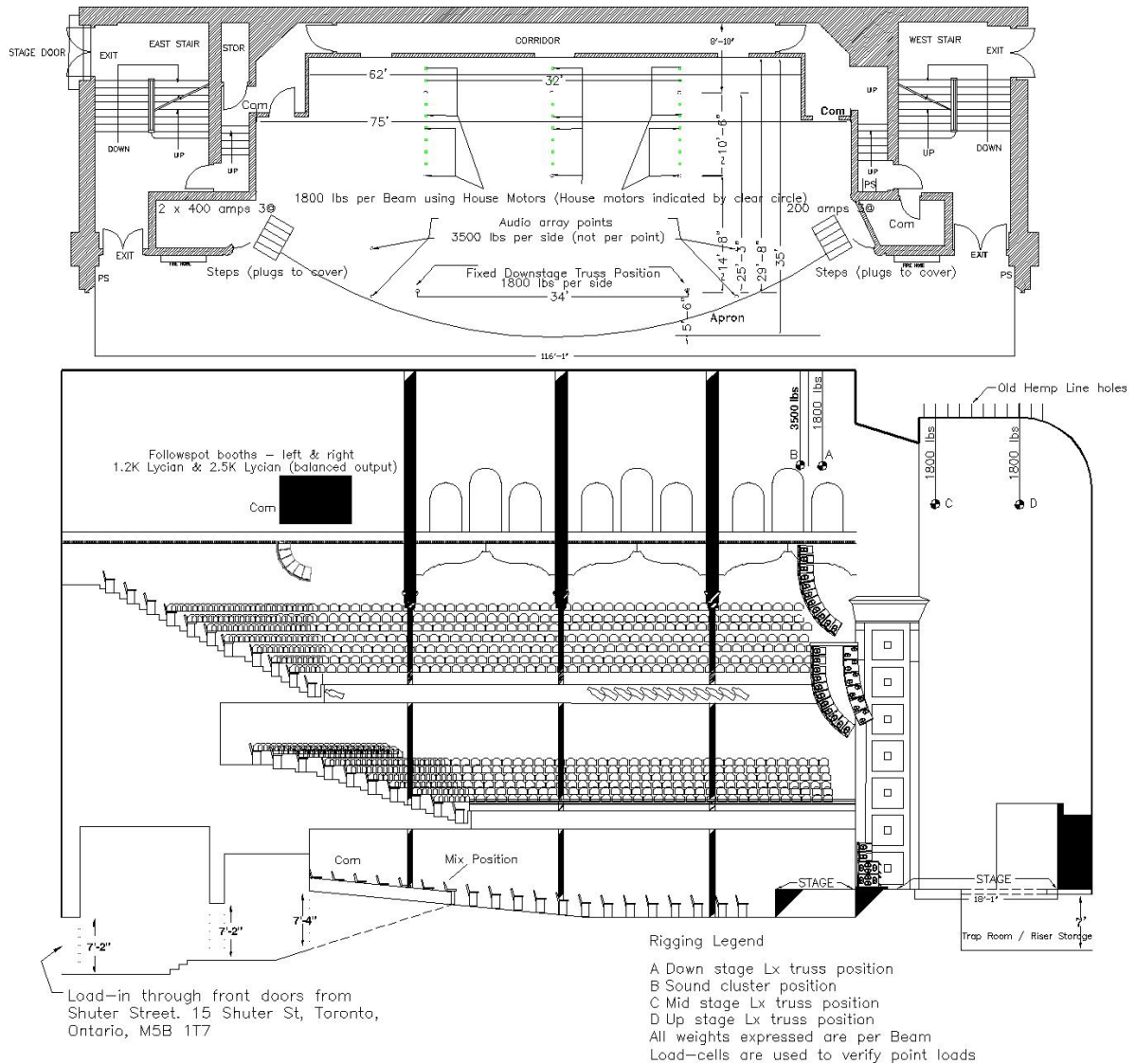
All rigging weights are monitored via Broadweight wireless load cells.

House Lighting Plot



House Rigging Plot

Note: This plot does not account for weights or placement of house equipment please advance all rigging with Massey Hall Production department.



SOUND SYSTEM AND COMMUNICATIONS

Audio Power

Location.....Downstage Left
Capacity.....200 AMPS
Phase.....3
Voltage.....120/208
Cycles.....60
Connectors....."J" series CAM-LOK, ground & neutral reversed
Isolated Ground

House Sound System

37 Box D&B J System with 16 Subs and fills deployed as follows.

L/R Array

- 8 x J8s flown per side
- 3 x J12s flown per side
- 6 x V Subs flown per side behind line array

L/R Deck Fill

- 2 x J12s per side
- 2 x J Subs per side

Centre Cluster

- 8 x J12
- 3 x J8

Gallery Fill

- 6 x V12

Front Fill

- 8 x Y7 placed evenly across lip of stage

Under Balcony and Proscenium Fills

Various combinations of Y7 and E6 cabinets throughout the venue for under balcony fills and side proscenium fills.

Processing

D&B Array Processing is utilized for Centre Array. All powered by a combination of 30D, 10D and D80 amplifiers. Signal distribution is via Opticore and a full digital signal path is utilized from console to speaker **AT EITHER 48k or 96k**. FOH processing and EQ is via 3 Meyer Galileo Callisto 616 processors.

Audio Console (House Main Auditorium)

Soundcraft Vi1 console and stage rack can be used at FOH or Monitor position if required.
Console is equipped with 16 Local Inputs and a 48 Input stage rack with 24 Outputs.
There is One CD player included in the front of house drive rack.

Touring Consoles

Touring sound consoles are located at the back of the house adjacent to the lighting position
Touring console position varies show to show from row N to T.

Control cable length from dimmers stage right or patch bay stage left to console is 175 feet.

Communications

Riedel Tango 2-channel base station in house light control booth with 15 belt-packs and 18 headsets,
located at each stage entrance, at each follow spot, and 5 for front-of-house control positions.

STAGING

Stage Drapes

Legs: 2 @ 20' wide x 24' high black velour
Borders: Each house truss is outfitted with a black truss skirt covering the downstage portion
Backdrop: 1 @ 60' wide x 24' high black velour
Pipe and Drape: 6 sections of black velour 10' high x 12' wide adjustable height and width

Risers

Stock risers: 2 foot, 6 inches wide by 5 foot long tops; 12 of each height from 1 foot to 6 feet high in
1 foot increments (72 risers, total)

Music Stands

25 Music stands
24 Music stand lights
1 Conductor's podium & music stand

Orchestra Seats

25 black, steel frame, straight back, cushioned orchestra chairs
6 various styled bass stools

Artist Dressing Rooms

Artist Dressing Rooms are located on the lower level along the west side of the building. There are three artist dressing rooms each equipped with a washroom. The dressing room location provides close access to catering as well as direct access to the stage door.

Production Offices

There are 2 Production Offices on the lower level along the west side of the building. Two new offices have been created.

Catering / Green Room

The Catering room will remain in the same location on the lower level along the West side of the building. This space has been renewed and expanded.

Showers

There are two showers for exclusive use of touring personnel. Both are recently outfitted and located across from Dressing Room 3 on the lower level.

CENTURIES LOUNGE

Centuries Lounge is located under the main auditorium is equipped as a plug and play club environment.

Staging

16ft x 16ft stage with a curved downstage edge located in north west corner of centuries lounge.
2 Sets of stairs with handrails one on each side of stage

Lighting

All overhead lighting is permanently installed on an over stage and front of stage pipe grid. There is one static look programmed via a light putter controller. If more sophisticated control is required a console may be used to program and control. An operator will be required.

Fixed Focus

2 Elation WW-Profile 150W Warm White LED Profile
12 Elation SIXPAR-200 12W 6- in -1 LED Par

Moving Head

4 Elation Platinum Spot Moving Head

Lighting Console

Lite Puter ETC-TO4-DMX wall mount controller, DMX programmable touch screen.
Elation Show Designer 2CF 1024 Channel DMX controller

House Sound System

Mains LR - 4 JBL AM4212 (2 per Side)
Mains Subs LR – 2 JBL ASB6118 18” Subwoofer (1 per side)
Fills – 6 JBL MS28 (3 delay rings of 2)

Amplifiers

Crown CTS Series

DSP

System control and EQ, Delay via QSC Core 110F 24 I/O DSP

Audio Console

Avid S3L-X System comprised of the following equipment.

S3 Control Surface

E3 Engine

2 x Stage 16 Remote Box (located in stage left rack)

Monitor Wedges

6 L'Acoustics 108P Powered Monitor

Microphones

1 Shure Beta 91A

1 Shure Beta 52A

4 Shure Beta 98 AMP

2 Shure Beta 98 H/C

4 Shure Beta 57A

8 Shure SM 58

3 Shure SM81

3 Shure SM27

Direct Boxes

4 Radial PRO-48 Active DI

6 Radial PRO DI Passive Di

1 Radial JPC Active computer direct Box

Microphone Stands

12 K&M Tall Boom Stands

8 K&M Short Boom Stands

UNIONS

Massey Hall operates within the jurisdiction of the International Alliance of Theatrical Stage Employees & Moving Picture Technicians, Artists and Allied Crafts (IATSE Local 58 & IATSE Local 822).

For further information contact the Production Department.

Touring Road Crew and Production Personnel.

Attention Production Managers, Tour Managers, and Event Personnel.

RE: ONTARIO MINISTRY OF LABOUR, OCCUPATIONAL HEALTH AND SAFETY ACT

To Whom It May Concern;

Please be advised that according to the Ontario Ministry of Labour all load in, setup and load out activities occurring in the Province of Ontario fall within Ministry of Labour construction regulations, specifically the Occupational Health and Safety REG 213/91. Under this regulation it is a requirement that appropriate personal protection equipment or PPE be worn by all persons during load-ins, fit-ups, lighting hangs, load outs, tear-downs and strikes. The following PPE is required by the Ministry of Labour.

1. CSA Z195 Grade 1 (Green Patch) safety footwear must be worn by everyone in the area.
2. Hard Hats meeting one of these standards must be worn by everyone in the area.
 - CSA Z94.1 (Type 1, Class E or Type 2, Class E)
 - CSA Z89.1 (Type I, Class E or Type II, Class E)

All persons working within the defined technical setup area of Massey Hall and Roy Thomson Hall are required by law to comply with these requirements. Please ensure that all personnel involved in your production that are required to be within the defined technical setup area are aware of these requirements and that they have appropriate PPE.

The Ministry of Labour regularly enforces these requirements and has the right to enter the premise at any time to inspect working conditions. The Ministry of Labour has the power to issue fines to individual workers and or the employer as well as the authority to shut down all work completely, should they feel that circumstances exist to do so. Please help us to ensure a safe and compliant environment for everyone working within Massey Hall and Roy Thomson Hall.

Thank you,

Doug McKendrick
Director of Production
Massey Hall & Roy Thomson Hall