

QUEEN WILHELMINA STATE PARK

Discover a sense of place at Queen Wilhelmina State Park, where the highest summit in the Ouachita Mountains is steeped in history and surrounded by striking scenery.

Situated on the Talimena Scenic Drive in western Arkansas just 13 miles from Mena, Queen Wilhelmina State Park stands out as one of the state’s most scenic mountain getaways. The park is perched high atop rugged Rich Mountain, nearly 3,000 feet above sea level. The natural beauty of the mountain and the intriguing history of the park offer you a vacation experience never to be forgotten.

The first lodge, built in 1898 by the Kansas City, Pittsburg & Gulf Railroad, was designed as a mountain resort retreat for passengers on the line. The three-story lodge became known as the "Castle in the Sky." Since the railroad was largely financed by Dutch interests, the new resort was named in honor of Holland’s young Queen Wilhelmina. A royal suite was set aside for her use in vain hopes she would pay an official visit to the area. Only three years later, the lodge was closed and eventually fell into ruin.

In 1957, the area was acquired for development as an Arkansas state park. The construction of a state park lodge on the site of the original inn was completed in 1963. This lodge was a popular Arkansas State Parks attraction until it was destroyed by fire in 1973. To carry forward this lodging tradition on 2,681-foot Rich Mountain, a new lodge was constructed that opened in 1975. After operating for three decades, this lodge now features a new look and enhanced amenities following a major renovation that was completed in early summer 2015. Large windows frame the views of the panoramic mountain scenery. The lodge now includes 40 guest rooms, a new Hearth Room, expanded meeting space, and an elevator. The tradition of royal hospitality on Rich Mountain continues at Queen Wilhelmina Lodge, the crowning attraction of Queen Wilhelmina State Park.

FACILITIES

Lodging ♦ Located on the second highest peak in Arkansas, the lodge offers 40 guest rooms for year-round comfort, including four premium rooms with gas fireplaces and spa tubs, one premium room with spa tub only, and one suite with a queen sleeper sofa and adjoining king bedroom.

A wood-burning fireplace in the Hearth Room adds to the welcoming atmosphere of this room near the lobby where you can meet and relax with other guests. Large windows frame the views from Rich Mountain. Browse the nearby gift shop for mementos of your visit.

A private meeting room is available upon advance request (accommodates up to 114 persons).

Food Services ♦ Dining in the lodge restaurant combines delicious Southern fare with views high above the clouds here in the Ouachita Mountains. Private dining for up to 56 persons is available to accommodate groups.

Camping ♦ The park campground features 40 campsites and a modern bathhouse. A trailer dump station is located near the campground entrance. At a separate site just south of the lodge is a walk-in tent site.

NOTE: All campers **must** register at the lodge **before** occupying a campsite. All sites are reservable and may be reserved up to one year in advance. Call the park or go online to make reservations.

Other Facilities ♦ The park’s tree-shaded picnic areas offer a scenic view of the surrounding mountains. Relaxation and enjoyment can be found in many forms at the park.

Hospitals, stores, and other amenities are located 13 miles away in Mena. A small grocery store is located 1.5 miles from the park.



INTERPRETIVE SERVICES

Join a park interpreter for guided hikes, nature talks, demonstrations, interactive evening programs at the park’s outdoor amphitheater, and other activities that will connect you to Rich Mountain’s history, fauna, and unique flora.

A variety of special events are also presented throughout the year. Contact the park or visit QueenWilhelmina.com for a list of activities.

LOCATION

The park is located 13 miles northwest of Mena, Arkansas, on Hwy. 88.

NOTE: During inclement weather, take U.S. 270 to Hwy. 272, then go south two miles (steep winding road).

For further information on park hours and fees, contact:

Queen Wilhelmina State Park
3877 Hwy 88 West
Mena, AR 71953
(479) 394-2863 or -2864
For reservations ONLY call 1-800-264-2477
Fax: (479) 394-0061
e-mail: queenwilhelmina@arkansas.com
queenwilhelmina.com

NOTICE: To preserve scenic beauty and ecology, fences and warning signs have not been installed in some park locations. Caution and supervision of your children are required while visiting these areas.

Queen Wilhelmina State Park is one of the 52 state parks administered by the State Parks Division of the Arkansas Department of Parks and Tourism. For information on Arkansas’s other state parks, contact:

Arkansas State Parks
1 Capitol Mall, 4A-900
Little Rock, AR 72201
(501) 682-1191
ArkansasStateParks.com

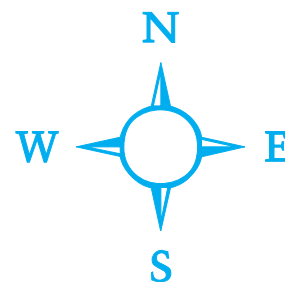
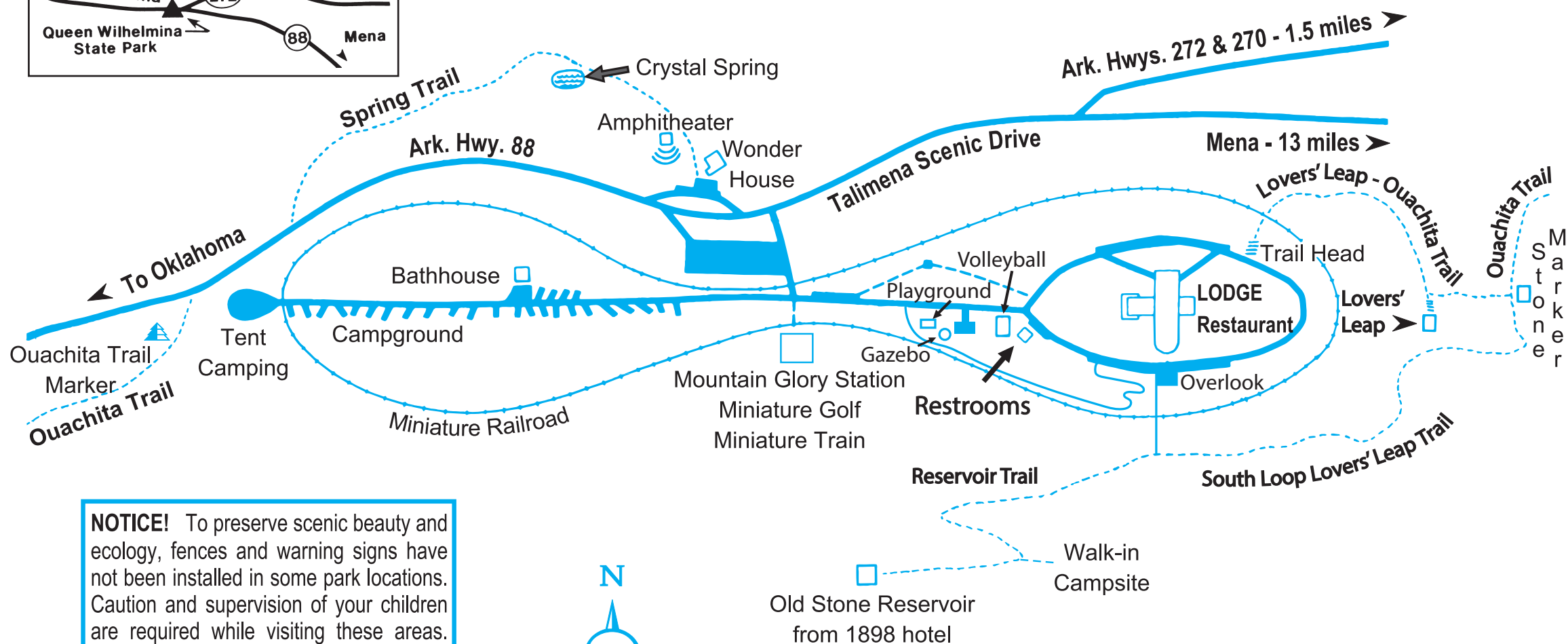
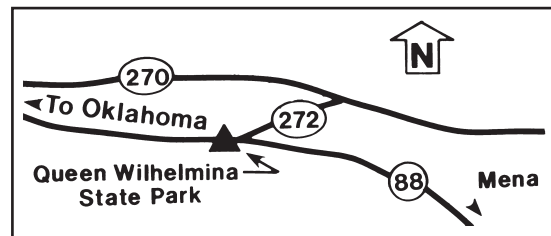


As a part of its conservation mission, Arkansas State Parks has printed this brochure on recycled paper. All park services are provided on a nondiscriminatory basis. Arkansas State Parks is an Equal Opportunity Employer.

QUEEN WILHELMINA STATE PARK



ARKANSAS
DEPARTMENT OF PARKS & TOURISM



QUEEN WILHELMINA STATE PARK

