



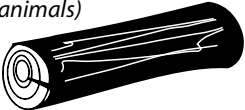

















# HIDDEN WONDERS SCAVENGER HUNT

## HOBBS STATE PARK-CONSERVATION AREA

All around us are many “hidden wonders”—small animals, plants, and fungi—that may not be as engaging as deer or turkeys, but are just as important to the ecosystem. By carefully looking for the items below as you explore the park, you can discover these hidden wonders and learn how they help this ecosystem. If you look under a rock or log remember that it could be an animal’s home, so please move items very gently, then leave them as you found them when you’re done exploring.











Remember to take nothing but pictures, kill nothing but time, and leave only your footprints behind! By practicing these Leave No Trace principles, you’re helping us protect this wonderful park!

Look for these items along any trail:

HIDDEN WONDERS SCAVENGER HUNT				
<input type="checkbox"/> <b>mushroom or other fungus</b> <i>(decomposers that break down dead plants into nutrients for the soil)</i> 	<input type="checkbox"/> <b>acorn or other nut</b> <i>(a seed for some trees and important food sources for many animals)</i> 	<input type="checkbox"/> <b>fallen log</b> <i>(a decomposing log adds nutrients to the soil and provides a home to animals)</i> 	<input type="checkbox"/> <b>heart-shaped leaf</b> <i>(possibly from a redbud tree; pointed drip tips help shed water and prevent fungus)</i> 	<input type="checkbox"/> <b>mitten-shaped leaf</b> <i>(possibly from a sassafras tree; look for 3 different leaf shapes on same tree)</i> 
<input type="checkbox"/> <b>pinecone and needles</b> <i>(seeds are food for animals; shortleaf pine is the only native pine in northwest Arkansas)</i> 	<input type="checkbox"/> <b>harvestman or daddy longlegs</b> <i>(a decomposer that is an arachnid with 8 legs, but it is not a spider)</i> 	<input type="checkbox"/> <b>spider</b> <i>(an important consumer with 8 legs that helps control populations of insects, its main prey)</i> 	<input type="checkbox"/> <b>ant</b> <i>(the most common insects in the world; can lift 20-50 times their own weight)</i> 	<input type="checkbox"/> <b>beetle</b> <i>(includes lady bugs and lightning bugs and is the largest group of insects in the world)</i> 
<input type="checkbox"/> <b>snail</b> <i>(a decomposer that mainly eats dead leaves)</i> 	<input type="checkbox"/> <b>earthworm</b> <i>(an important decomposer that also aerates, loosens, and fertilizes the soil)</i> 	<input type="checkbox"/> <b>spider web</b> <i>(look for both neat webs and messy webs, made by different types of spiders)</i> 	<input type="checkbox"/> <b>roly-poly or pill bug</b> <i>(these crustaceans with 14 legs and related to shrimp help decompose plants)</i> 	<input type="checkbox"/> <b>millipede</b> <i>(a decomposer with a long body that moves slowly with 2 pairs of legs per body segment)</i> 
<input type="checkbox"/> <b>centipede</b> <i>(a consumer with a long body that moves quickly with 1 pair of legs per body segment)</i> 	<input type="checkbox"/> <b>lichen</b> <i>(one of the first things to live on bare rock, helps create the first soil; often found on tree bark)</i> 	<input type="checkbox"/> <b>moss</b> <i>(a simple plant that reproduces by spores and helps create some of the first soil on rocks)</i> 	<input type="checkbox"/> <b>snag or wildlife tree</b> <i>(standing, hollow dead tree, which provides a home for many animals)</i> 	<input type="checkbox"/> <b>sticky seeds</b> <i>(stick to animal fur and clothes, helping to spread the seeds)</i> 

More scavenger hunt objects on page 2...



HIDDEN WONDERS SCAVENGER HUNT				
<input type="checkbox"/> <b>berry or other fruit</b> <i>(soft food for many animals and seeds for the plant)</i> 	<input type="checkbox"/> <b>gall</b> <i>(swelling on a leaf or stem caused by a fungus or insect; is often a home for insect larvae)</i> 	<input type="checkbox"/> <b>flower</b> <i>(produces seeds for plants and offer nectar and pollen to pollinators like bees and butterflies)</i> 	<input type="checkbox"/> <b>butterfly or moth</b> <i>(both help pollinate flowers of many plants; moths active mainly at night)</i> 	<input type="checkbox"/> <b>caterpillar</b> <i>(the larvae of butterflies or moths; eats plants and are important food for forest songbirds)</i> 
<b>Find the tracks of these animals in the concrete sidewalk on the Ozark Plateau Trail</b> 	<input type="checkbox"/> <b>deer tracks</b> <i>(a consumer and herbivore that walks on 2 toes of each foot)</i> 	<input type="checkbox"/> <b>coyote tracks</b> <i>(a consumer, carnivore, and member of the dog family that walks on 4 toes of each foot)</i> 	<input type="checkbox"/> <b>fox tracks</b> <i>(a smaller member of the dog family; similar track to coyote)</i> 	<input type="checkbox"/> <b>raccoon tracks</b> <i>(a consumer and omnivore that walks flat-footed, like us; front paw prints look like our hands)</i> 

## Find Hidden Wonders Near YOU!

Some of these hidden wonders may also be found in your yard. Learning about them helps us have a better appreciation for the diversity of living things and the rhythm of life that flows throughout all ecosystems. Keep safety in mind while exploring, and be sure to check yourself for unwanted creatures like ticks when you're done.

### All you need is:

- Good eyesight for spotting them
- Something to scoop up small animals, like a spoon.
- Be careful using hands, as some creatures like centipedes and spiders can bite!
- A clear container for viewing up close
- A magnifying lens
- An identification guide
- You can also make a pitfall trap to catch them

## Consider how you can help these creatures and have a healthier yard for you and your family too with these helpful tips:

- **Go natural.** Instead of spraying chemical insecticides in our yards, which kill both harmful and beneficial insects and other invertebrates, use plants like marigolds or other companion plants which repel harmful insects.
- **Leave the leaves.** A neat and tidy yard isn't very helpful for many of these "wonders". Leave some dead leaves to provide food and shelter for decomposers and other invertebrates, which are food for many birds and other creatures. They also serve as natural mulch, which maintains soil moisture and reduces the need for watering.
- **Plant native plants, including milkweeds for monarch butterfly caterpillars.** Arkansas natives provide more beneficial food and shelter for creatures great and small and are better adapted to local climates. This means less work maintaining them and more time for enjoying them!

## About Hobbs State Park-Conservation Area

Hobbs State Park-Conservation Area, located next to Beaver Lake in the Ozark Mountains ecoregion of northwest Arkansas, is the largest state park in Arkansas with over 12,000 acres. Our mission is to provide enriching educational and recreational experiences in harmony with resource stewardship. With care, the balance of nature in this forest can provide opportunities for inspiration and wonder.