
















Tube Clamp Range (1) - Information

IMAGE	TYPE	4	5	6	6/7	6/7	7	7/8	8	8/7	8/6	9
		NOMINAL BORE INNER Ø	1/2"	3/4"	1"	1x 1 1/4"	1x 3/4"	1 1/4"	1 1/4x 1"	1 1/2"	1 1/2x 1 1/4"	1 1/2x 1"
	Short Tee	304271 DKK1040	304272 DKK1050	304273 DKK1060	304275 DKK1067	-	608562 DKK1070	304277 DKK1076	304278 DKK1080	304279 DKK1087	-	304280 DKK1090
	Sleeve Joint	304287 DKK1440	304288 DKK1450	304289 DKK1460	-	-	304290 DKK1470	-	304291 DKK1480	-	-	304292 DKK1490
	Elbow 90°	304293 DKK1540	304294 DKK1550	304295 DKK1560	-	-	608564 DKK1570	-	304296 DKK1580	-	-	304297 DKK1590
	Clamp-on Tee	-	304298 DKK1650	304299 DKK1660	-	-	304300 DKK1670	-	304301 DKK1680	-	-	304302 DKK1690
	Cross Over Clamp-on	-	304303 DKK1750	304304 DKK1760	-	-	608565 DKK1770	-	304306 DKK1780	-	-	-
	Cross Over 90°	-	304365 DKK4550	304366 DKK4560	-	304367 DKK4565	608569 DKK4570	304368 DKK4576	304369 DKK4580	304371 DKK4587	304370 DKK4586	304372 DKK4590
	Swivel Male	-	304390 DKK5025	304391 DKK5026	-	-	304392 DKK5027	-	304393 DKK5028	-	-	304394 DKK5029
	Swivel Female	-	304384 DKK5015	304385 DKK5016	-	-	304386 DKK5017	-	304387 DKK5018	-	-	608570 DKK5019MS









Other Tube Clamps Available on Request

Tube Clamp Range (1) - Information

IMAGE	TYPE NOMINAL BORE INNER Ø	4	5	6	6/7	7	7/8	8	8/7	8/6	9
		1/2''	3/4''	1''	1x 1 1/4''	1 1/4''	1 1/4x 1''	1 1/2''	1 1/2x 1 1/4''	1 1/2x 1''	2''
	Swivel Single Comb	-	304396 DKK5035	304397 DKK5036	608571 DKK5037	-	-	304398 DKK5038	-	-	304399 DKK5039
	Base Flange	-	304434 DKK6150	304435 DKK6160	-	304436 DKK6170	-	304437 DKK6180	-	-	304438 DKK6190
	Railing Flange	-	304440 DKK6250	304441 DKK6260	-	608573 DKK6270	-	304442 DKK6280	-	-	304443 DKK6290
	Hand rail Bracket	-	304455 DKK7050	304456 DKK7060	-	304457 DKK7070	-	304458 DKK7080	-	-	-
	Locking Collar	304463 DKK7540	304464 DKK7550	304465 DKK7560	-	304466 DKK7570	-	304467 DKK7570	-	-	-
	Stop End (Plastic)	614233 DKK7740MS	304473 DKK7750	304474 DKK7760	-	304475 DKK7770	-	608575 DKK7780MS	-	-	304476 DKK7790
	Gate Hinge	-	304492 DKK8350	304493 DKK8360	-	304494 DKK8360	-	304495 DKK8360	-	-	-



Other Tube Clamps Available on Request

Tube Clamp Range (2) - Information

IMAGE	TYPE NOMINAL BORE INNER Ø	4	5	6	6/7	7	8	8/7	8/6	9
		1/2"	3/4"	1"	1x 1 1/4"	1 1/4"	1 1/2"	1 1/2x 1 1/4"	1 1/2x 1"	2"
	Joint Internal	-	-	-	-	304309 DKK1870	-	-	-	-
	Tee Joint Swivel	-	304311 DKK1950	304312 DKK1960	-	304313 DKK1450	304314 DKK1450	-	-	-
	Elbow 3 Way 90°	304293 DKK1540	304294 DKK1550	304295 DKK1560	-	608564 DKK1970	304296 DKK1980	-	-	-
	Corner	-	304321 DKK2150	304322 DKK2160	-	304323 DKK2170	304324 DKK2180	-	-	304326 DKK2190
	Long Tee	304327 DKK2540	304328 DKK2550	304329 DKK2560	-	608567 DKK2570	304330 DKK2580	-	-	304331 DKK2590
	Cross Two Socket	-	304333 DKK2650	304334 DKK2660	-	608568 DKK4570	304335 DKK2680	304336 DKK2687	-	304337 DKK2690
	Socket Comb	-	304375 DKK4650	304376 DKK4660	304377 DKK4666	304378 DKK4670	304379 DKK4680	-	-	304300 DKK4690
	Swivel Base	-	304418 DKK5850	304419 DKK5860	-	304420 DKK5870	608572 DKK5880MS	-	-	304422 DKK5890

Other Tube Clamps Available on Request

Tube Clamp Range (2) - Information

IMAGE	TYPE	4 1/2"	5 3/4"	5/6 3/4 X 1"	6 1"	7 1 1/4"	8 1 1/2"	8/7 1 1/2 X 1 1/4"	9 2"
	Hook	-	304468 DKK7650	-	304469 DKK7660	304470 DKK7670	304471 DKK7680	-	-
	Hex Key	304514 DKK9940	304515 DKK9956	304515 DKK9956	304515 DKK9956	304516 DKK9978	304516 DKK9978	304516 DKK9978	-

Other Tube Clamps Available on Request