



2023  
TandoStone  
and Beach  
House Shake  
Product Line  
Specifications





**HOW TO BUY TANDOSTONE:**

**1. CHOOSE PROFILE & COLOR**

- Stacked Stone
- Creek Ledgestone

**2. CHOOSE CORNER OPTION:**

- Matching Stone Corner
- Vinyl Outside Corner Post

**3. CHOOSE ACCESSORIES:**

- Architectural Sill & Sill Corners
- 1 1/8" J-Channel

**4. STARTER STRIP (Required):**

- Universal Starter Strip

STACKED STONE Colors	Corner Options Matching Stone or Vinyl OSCP - 1 1/8"		Accessories Architectural Sill      1 1/8" J-Channel		Universal Starter Strip (Required)	
<b>Chestnut Hills</b>		White	Sable	Chestnut Hills/Sedona Bluff		
<b>Glacier Bay</b>		Seaside Gray      White	Pewter      Raven	Seaside Gray		
<b>Lewiston Crest</b>		White	Pewter      Raven	Lewiston Crest		
<b>Santa Fe</b>		White	Sable	Santa Fe		
<b>Sedona Bluff</b>		White	Sable	Chestnut Hills/Sedona Bluff		
CREEK LEDGESTONE Colors	Corner Options Matching Stone      Vinyl OSCP		Accessories Architectural Sill      1 1/8" J-Channel		Universal Starter Strip (Required)	
<b>Appalachian Ash</b>		White	Pewter      Raven	Lewiston Crest		
<b>Arizona Sandstone</b>		White	Sable	Tan		
<b>Bucks County Gray</b>		Dark Brown      White	Sable	Dark Brown		
<b>Nordic Mist</b>		Seaside Gray      White	Pewter	Seaside Gray		
<b>Rocky Mountain Clay</b>		White	Sable	Rocky Mountain Clay		

## TANDOSTONE PRODUCT SPECIFICATIONS:

### Creek Ledgestone - Panel

Finished Exposure: 40" w X 18.13" h  
 Squares per box: 1/2  
 Panels per box: 10  
 Boxes per pallet: 16  
 Squares per pallet: 8



### Stacked Stone - Panel

Finished Exposure: 39.68" w X 18.25" h  
 Squares per box: 1/2  
 Panels per box: 10  
 Boxes per pallet: 16  
 Squares per pallet: 8



### Creek Ledgestone - Corner

Finished Exposure: 7.25" w X 7.38" d X 18.13" h  
 Pieces per box: 5  
 Linear ft. per box: 7.5

\* Universal Starter Clips are included in each box



### Stacked Stone - Corner

Finished Exposure: 6.5" w X 6.38" d X 18.25" h  
 Pieces per box: 6  
 Linear ft. per box: 9.2

\* Universal Starter Clips are included in each box



### Universal Starter Strip (Required for Panels)

Dimensions	Pieces/Box	Linear ft./box
10 ft.	25	250



### 1 1/8" J-Channel

Length	Pieces/Box	Linear ft./box
12 ft. 6 in.	30	375



### 1 1/8" Outside Corner Post

Length	Pieces/Box	Linear ft./box
10 ft.	8	80



### Architectural Sill

Finished Exposed Width: 30.13" (76.52 cm)  
 Finished Exposed Height: 2.63" (6.67 cm)  
 Depth: 2.5" (6.35 cm)  
 Architectural Sills per box: 4



Pewter



Raven



Sable



NOTE:  
 Architectural Sill  
 Corners can be  
 used as a corner  
 or to terminate  
 the end of a run.

### Architectural Sill Corner






























Finished Exposed Width: 5.0" (12.7 cm)  
 Finished Exposed Height: 2.63" (6.67 cm)  
 Depth: 2.5" (6.35 cm)  
 Arch. Sill Corners per box: 4



Lewiston Crest



**HOW TO BUY BEACH HOUSE SHAKE:**

1. CHOOSE COLOR - 4 Options	2. CHOOSE CORNER OPTION: - Matching Corner - Vinyl Outside Corner Post	3. CHOOSE ACCESSORIES: - 3/4" J-Channel	4. STARTER STRIP (Required): - Universal Starter Strip
Colors	Corner Options Matching Shake or Vinyl OSCP - 3/4"	Accessories 3/4" J-Channel	Universal Starter Strip (Required)
 Atlantica	  Atlantica / Light Gray  White	 Atlantica / Light Gray  White  Char / Black	
 Hatteras	  White	 Hatteras  White  Char / Black	
 Pacifica	  White	 Pacifica  White  Char / Black	
 Sandcastle	  White	 Sandcastle  White  Char / Black	

**BEACH HOUSE SHAKE PRODUCT SPECIFICATIONS:**

**Beach House Shake - Panel**

Finished Exposure: 42.63" w X 15" h  
 Shingle Exposure: 5"  
 Squares per box: 1/2  
 Panels per box: 11  
 Boxes per pallet: 28  
 Squares per pallet: 14



**Beach House Shake Corner**

Dimensions: 3.75" w X 3.75" d X 15" h  
 Pieces per box: 5  
 Linear ft. per box: 6.25



**Universal Starter Strip (Required for Panels)**

Dimensions: 10 ft.  
 Pieces/Box: 25  
 Linear ft./box: 250



**3/4" J-Channel**

Length: 12 ft. 6 in.  
 Pieces/Box: 40  
 Linear ft./box: 500



**3/4" Outside Corner Post**

Length: 10 ft.  
 Pieces/Box: 10  
 Linear ft./box: 100



Pacifica