



MCVST42

ZERO CLEARANCE **DIRECT VENT** SEE-THROUGH GAS FIREPLACE



THE ULTIMATE IN DESIGN, ENGINEERING & QUALITY

Model MCVST42NH See-Through Fireplace (Natural Gas), M42LG Log Grate, M42LOG4 Oak Log Set, MST42RLT Traditional Brick Liner.



MCVST42

ZERO CLEARANCE DIRECT VENT SEE-THROUGH GAS FIREPLACE

Make the most of the best view in the house with our line of Zero Clearance Direct Vent See-Through Gas Fireplaces. Ideally suited for new construction or renovations anywhere in your home.



STANDARD FEATURES

- Dedicated Clean View appliance
- Millivolt or IPI valve system allows operation during a power failure with Hi/Low heat and flame adjustment
- Safety Screen Barrier



OPTIONAL FEATURES

Fan Kit

Heat activated with variable speed control

Surrounds

- Hearth Mount 4" Wide (Covers 44 5/8" W x 38 1/8" H)
- Picture Frame 4" Wide (Covers 44 5/8" W x 40 1/8" H)
- Picture Frame 1 5/8" Wide (Covers 40 1/8" W x 35 5/8" H)

Porcelain Reflective Liner

Brick Refractory Liner

Traditional

Glass Tray

For use with Bronze Glass Media, Cannonballs, and Driftwood Log Set

Accent Lighting

For use with the Glass Tray

Log Set

Oak (8 piece) Set, and Driftwood (6 Piece) Set

Thermostat

Wall Mount Millivolt Thermostat or Programmable Thermostat

Remote Control

Thermostat on/off, Thermostat on/off modulating, Thermostat on/off modulating and fan control



THE ULTIMATE IN DESIGN, ENGINEERING & QUALITY

Model MCVST42NH See-Through Fireplace (Natural Gas), ZCV42S1PFBL Surround Picture Frame 4" Wide, MST42GT Glass Tray, ZG5C Glass Media (Bronze x5), MST42PL Porcelain Liner.


DESIGNER CLEAN VIEW™ FIREPLACES

MODEL	MCVST42N/NE	MCVST42LP/LPE	MCVST42NH/NHE	MCVST42LPH/LPHE
Fuel	Natural	Propane	Natural	Propane
Gas Control	Millivolt / IPI	Millivolt / IPI	Millivolt / IPI	Millivolt / IPI
Input Max.	30,250 BTU	29,000 BTU	31,000 BTU	29,250 BTU
Input Min.	20,750 BTU	23,000 BTU	21,000 BTU	23,000 BTU
FE (P.4.1-15)	57.56% / 59.55%	58.56% / 55.32%	66.45% / 68.58%	67.88% / 70.36%
Glass Type	Tempered	Tempered	Ceramic	Ceramic




Model MCVST42NH See-Through Fireplace (Natural Gas), ZCV42S2PFBL Surround Picture Frame 1 3/8" Wide, MST42GT Glass Tray, ZG5C Glass Media (Bronze x5), RBCB1 Cannonballs, MST42PL Porcelain Liner.

STYLING OPTIONS



M42LOG4
Oak Log Set




M42LOG3
Driftwood Log Set




Z5GC
Ember Glass (Bronze)



RBCB1 Multi-colored
Cannonballs



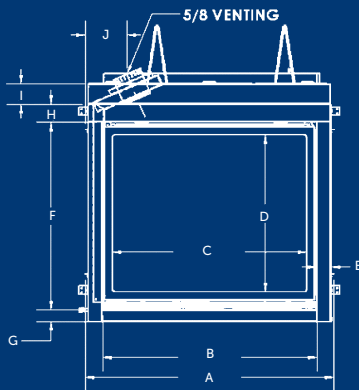
MP42RLT Traditional
Brick Liner



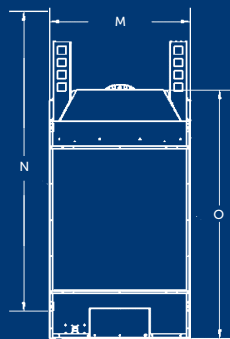
PL Porcelain
Reflective Liner

SIZING AND DIMENSIONS

FRONT VIEW



END VIEW



TOP VIEW



A	43 1/16"
B	37 1/16"
C	33 11/16"
D	27 3/16"
E	2 1/2"
F	32 1/2"
G	2"
H	3 1/8"
I	3 1/2"
J	7 1/4"
K	23 1/8"
L	24 1/4"
M	24 1/4"
N	51 1/4"
O	42 7/8"

UNIT AND FRAMING DIMENSIONS

TOP FLUE MODELS MCVST42

Actual Height: 51 1/4"
Framing Height: 51 3/8"

Actual Width: 43 1/16"
Framing Width: 43 1/8"

Actual Depth: 24 1/4"
Framing Depth: 23 1/16"



Find all detailed MCVST42 manuals.

2340 Logan Avenue
Winnipeg, Manitoba, Canada R2R 2V3
Phone: (204) 632-1962 Fax: (204) 632-1960
www.kingsmanfireplaces.com

MCVST42

ZERO CLEARANCE DIRECT VENT SEE-THROUGH GAS FIREPLACE



FOR CALIFORNIA RESIDENTS ONLY:

WARNING! This product can expose you to chemicals including Carbon Monoxide, that is an externally vented by-product of fuel consumption, which is [are] known to the State of California to cause birth defects or other reproductive harm. For more information, visit www.P65Warnings.ca.gov.



Model MCVST42NH See-Through Fireplace (Natural Gas), MST42GT Glass Tray, ZG5C Glass Media (Bronze x5), M42LOG3 Driftwood Log Set, MST42PL Porcelain Reflective Liner.



*Components may have to be ordered separately to create a complete unit. Discuss with your local Kingsman dealer for clarification. Kingsman Fireplaces maintains a program of continuous testing, refinement and improvements of all its products. Some aspect of units shown here may be changed at any time without notice or obligation. Certification: ANSI Z21.88-2017 • CSA 2.33-2017, CSA 2.17-2017 Vented Gas Fireplace Heater.



CRAFTED ENTIRELY IN CANADA, EACH KINGSMAN FIREPLACE IS BUILT TO THE HIGHEST STANDARDS AND MADE TO LAST.

Canada

ENERGUIDE

Look for the **EnergyGuide** Gas Fireplace Energy Efficiency Rating in this brochure

Based on CSA P.4.1-15

Printed in Canada
08/2023 – B085