



Welcome Home



**Digger
Specialties
Inc.**

Transforming the Outdoor Living Experience®



Westbury® Aluminum Railing is

Six Ways Better

Than Other Railing Systems:

- Proprietary 10 Step Powder Coating Process For Permanent Color and Finish
- Available In Stunning Colors and Textures
- Extremely Low Maintenance
- Designer Aesthetics To Enhance Any Deck or Porch
- Fastest Railing System To Install
- Code Approved For Residential or Commercial Construction

Railing System Comparison Chart

Railing System	Permanent Finish	Fade Resistant	Lifetime Limited Warranty	Easy to Install	Low Maintenance	Low Installation Cost
Westbury® Aluminum	•	•	•	•	•	•
Composite	•	•	•		•	
Iron or Steel		•				
Wood						•
Vinyl	•		•	•	•	•



Beauty meets strength. Elegance meets distinction. Masterpiece meets innovative engineering. Westbury® Aluminum Railing is designed with these essential elements in mind.

With a variety of designs, colors, and textures, you have the power to decide what fits your home. Whether you are adding railing to your front porch, a back yard or multi-level deck, a balcony, or to the interior of your home, Westbury® Aluminum Railing can Transform Your Space.

Table of Contents

Aluminum Colors	2
Powder Coating Process	3
Tuscany Series	4-5
Veranda	6-7
VertiCable®	8-9
Montego Series	10-11
Riviera Series	12-14
Gates & Hardware	15
Drink Rail Adapter	16
ADA Continuous Handrail	17
ScreenRail	18
Rail Mounts	19
Post Kits	20
Posts with Plates	21
Core Drill Posts & Post Sleeves	22
Support Posts	23
Posts & Post Accessories	24
Post Accessories	25
Inspiration	26

ALUMINUM COLORS

Textured Colors

Westbury® Aluminum Railing is available in 12 standard AAMA 2604 colors to compliment your project; from satin colors to textured colors.

Custom colors and AAMA 2605 colors are available by special order.



Black Fine Texture




Bronze Fine Texture



Brown Fine Texture



White Fine Texture




Grey Fine Texture

Non Textured Colors



Gloss Beige




Chocolate



Ninety Bronze



Sandy Shore



Satin Black



Gloss White



Speckled Walnut



Colors shown are a close approximation of the true color.
Please consult actual samples for accurate powder coating colors.

POWDER COATING PROCESS

Exclusive DSI Powder Coating Process

DSI's proprietary 10 step powder coating process provides an uncompromising quality created by state-of-the-art technology. Our system is certified by the Powder Coating Institute providing peace of mind in your investment. Our powder coating is verified by the American Architectural Manufacturers Association (AAMA) / Fenestration and Glazing Industry Alliance (FGIA) and is covered by a Lifetime Limited Warranty.




1 The raw premium-grade aluminum is **inspected** to be free of blemishes and is not exposed to the outdoor elements.



2 The product enters a heated **cleaning stage** to remove extrusion debris and fabrication oils.




3-6 **Clean:** City water rinse.
Cleaner: Recycling reverse osmosis water rinse
Cleanest: Pure reverse osmosis water rinse
Sealer: Dried-in-place aluminum sealer



7-8 A 200 MPH air **blast removes water drops** from the pre-treated aluminum.
A convection oven completes the dry-off process.



9 Powder is **applied** with 18 automated and 2 manual spray guns. Compressed process air is dried to -35°F Dew Point for superior adhesion.



10 The powder **coating is then bonded** and adhered to the aluminum substrate in a 400 degree cure stage.



TUSCANY

SERIES



Tuscany Aluminum Railing



Tuscany (C10)
 3/4" x 3/4" Square Baluster



Tuscany (C101)
 3/4" Round Baluster

[CCRR-0163 and CCRR-0530](#) Complies with IBC, IRC, and FBC. Miami-Dade County Approved for 4' through 6' Sections.
 For code compliance information visit [westburyrailing.com](#)

Tuscany Series Boxed Kit Specifications

Boxed Kits Include: Rails, Balusters, Mounts (4), and Installation Instructions.



Section Type	Length					Height	
	4'	5'	6'	7'	8'	36"	42"
Straight	•	•	•			•	•
Straight w/Railing Support				•	•	•	•
Stair	•	•	•	•	•	•	•

Tuscany (C10) Assembled Specifications


Sections Include: Factory Assembled Section (Compatible with Assembled Posts) and Installation Instructions.
 Sections are available in four Powdered Coated Colors: Black Fine Texture, Bronze Fine Texture, White Fine Texture, and Gloss White.



Section Type	Length					Height	
	4'	5'	6'	7'	8'	36"	42"
Straight		•	•			•	•
Straight w/Railing Support				•	•	•	•
Stair			•		•	•	•



3' x 3' Welded Corner



Special Order Radius Sections



VERANDA



Veranda Aluminum Railing



Veranda (C70)
 Rail Kits with Gasket for 1/4" Tempered Glass
 1/4" Glass Panels Ordered Separately



Veranda (C70)
 Rail Kits with Gasket for 3/8" Glass
 3/8" Glass Not Available Through DSI

[CCRR-0163 Complies with IBC, IRC, and FBC. For code compliance information visit westburyrailing.com](#)

Veranda Boxed Rail Kit Specifications

Boxed Kits Include: Rails, Mounts (4), and Installation Instructions. Glass Panels are ordered separately.



Section Type	Length			Height	
	4'	5'	6'	36"	42"
Straight	•	•	•	•	•
Stair	All Stair Sections are Special Order				


1/4" Tempered Glass Panel Specifications

Glass Panels are ordered separately.

Panel Type	Length						Height		Color		
	4' (36-1/4")	4' (42-1/4")	5' (48-1/4")	5' (54-1/4")	6' (60-1/4")	6' (66-1/4")	36" (32-1/4")	42" (38-1/4")	Clear	Grey	Bronze
Straight	•	•	•	•	•	•	•		•	Special Order	Special Order
Straight	•			•		•		•	•	Special Order	Special Order
Stair	All Stair Panels are Special Order										



Grey or Bronze Special Order
Glass Panels Available



Special Order Glass Panels
for Stair Sections



VERTICABLE®



VertiCable® Aluminum Railing



VertiCable (C80) with Mounts
 5/8" Round Baluster
 1/8" Stainless Steel Cable

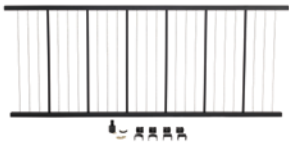


VertiCable (C80) without Mounts
 5/8" Round Baluster
 1/8" Stainless Steel Cable

CCRR-0163 and CCRR-0530 Complies with IBC, IRC, and FBC. For code compliance information visit westburyrailing.com

VertiCable (C80) Section with Mounts Specifications

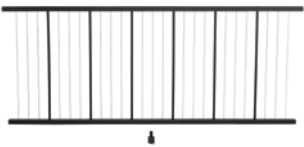
Sections Include: Assembled Section, Mounts (4), and Installation Instructions.



Section Type	Length					Height	
	4'	5'	6'	7'	8'	36"	42"
Straight w/Aluminum Balusters	•	•	•			•	
Straight w/Aluminum Balusters and Railing Support				•	•	•	
Straight w/Stainless Steel Balusters	•	•	•				•
Stair w/Stainless Steel Balusters	•	•	•			•	•

VertiCable (C80) Section without Mounts Specifications

Sections Include: Assembled Section (Compatible with Assembled Posts) and Installation Instructions.
 Sections are available in four Powdered Coated Colors: Black Fine Texture, Bronze Fine Texture, White Fine Texture, and Gloss White.



Section Type	Length					Height	
	4'	5'	6'	7'	8'	36"	42"
Straight w/Aluminum Balusters	•	•	•			•	
Straight w/Aluminum Balusters and Railing Support				•	•	•	
Stair w/Stainless Steel Balusters	•		•			•	



MONTEGO

SERIES



Montego Aluminum Railing



Montego (C20)
Two Rail
3/4" x 3/4" Architectural Baluster




Montego II (C23)
Three Rail
3/4" x 3/4" Architectural Baluster

Montego Series Aluminum Railing has NOT been tested for any building codes.

Montego (C20) Boxed Kit Specifications


Boxed Kits Include: Rails, Balusters, Mounts (4), and Installation Instructions.



Section Type	Length					Height	
	4'	5'	6'	7'	8'	36"	42"
Straight	•	•	•			•	•
Straight w/Railing Support				•	•	•	•
Stair	•	•	•	•	•	•	•

Montego II (C23) Boxed Kit Specifications

Boxed Kits Include: Rails, Balusters, Mounts (6), and Installation Instructions.



Section Type	Length					Height	
	4'	5'	6'	7'	8'	36"	42"
Straight	•					•	•
Straight w/Railing Support		•	•	•	•	•	•
Stair	•	•	•	•	•	•	•




Special Order Two Rail Radius Section



Special Order Three Rail Radius Section



RIVIERA SERIES



Riviera Aluminum Railing



Riviera (C30)
3/4" x 3/4" Square Baluster

Riviera (C301)
3/4" Round Baluster



Riviera R (C30R)
3/4" x 3/4" Square Baluster

Riviera R (C301R)
3/4" Round Baluster



Riviera I (C31)
3/4" x 3/4" Square Baluster

Riviera I (C311)
3/4" Round Baluster



Riviera II (C32)
3/4" x 3/4" Square Baluster

Riviera II (C321)
3/4" Round Baluster

[CCRR-0163 Complies with IBC, IRC, and FBC. Miami-Dade County Approved for 4' through 6' Sections.](#)
[For code compliance information visit *westburyrailing.com*](#)

Riviera Series Boxed Kit Specifications

Boxed Kits Include: Rails, Balusters, Mounts (6), and Installation Instructions.



Section Type	Length					Height	
	4'	5'	6'	7'	8'	36"	42"
Straight	•					•	•
Straight w/Railing Support		•	•	•	•	•	•
Stair	•	•	•	•	•	•	•

RIVIERA SERIES



Riviera III (C33)
3/4" x 3/4" Square Baluster

Riviera III (C331)
3/4" Round Baluster




Riviera IV (C34)
3/4" x 3/4" Square Baluster

Riviera IV (C341)
3/4" Round Baluster

[CCRR-0163 Complies with IBC, IRC, and FBC. Miami-Dade County Approved for 4' through 6' Sections.](#)
[For code compliance information visit \[westburyrailing.com\]\(http://westburyrailing.com\)](#)

Riviera Series Boxed Kit Specifications

Boxed Kits Include: Rails, Balusters, Mounts (6), and Installation Instructions.

	Section Type	Length					Height	
		4'	5'	6'	7'	8'	36"	42"
	Straight	•					•	•
	Straight w/Railing Support		•	•	•	•	•	•
	Stair	•	•	•	•	•	•	•



Special Order Radius Sections

GATES & HARDWARE


DSI offers matching gates for most Westbury® Aluminum Railing styles*. Gates allow the flexibility to “enclose” your railing area, keeping your family safe from stair hazards and your pets limited to your deck or patio area. All Westbury® C Series gates, with the exception of Veranda (a welded gate), are adjustable.

*We suggest a Tuscany Gate with the Montego Railing.



Montego Railing with Tuscany Gate

Adjustable Gates



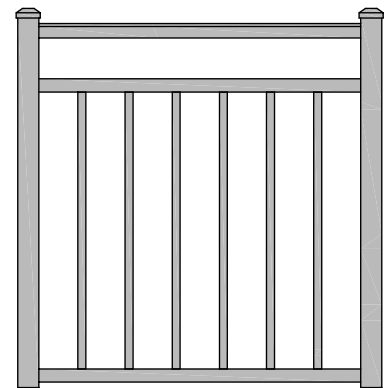
Tuscany Series

36"W, 48"W, and 60"W Openings



VertiCable®


36"W, 48"W, and 60"W Openings



Riviera Series

36"W, 48"W, and 60"W Openings

Welded Gates



Veranda

36"W, 48"W, and 60"W Openings
1/4" Tempered Glass

Latches



Lokk Latch



Lokk Latch
Deluxe



Magna-Latch
Vertical Pull



Lokk Latch
Magnetic



Gravity
Latch

Hinges



Tru Close
Hinge



Kwik Fit
Hinge



Medium
Duty Hinge

Canebolt



Canebolt (Drop Pin Kit)

DRINK RAIL ADAPTER

Turn your Westbury® Aluminum Railing Top Rail into the perfect spot for your morning cup of coffee or cool afternoon drink while enjoying your outdoor living space.

This sturdy adapter is ready to install with pre-drilled holes, allowing for a fast installation. Once attached just add the material of your choice and you are ready to enjoy your new space.




Supports Wood or Composite Deck Board
(Deck Board Not Included)



Underside view of the Seamless Integration of the Drink Rail system



Solid Wall Construction for Strength & Durability



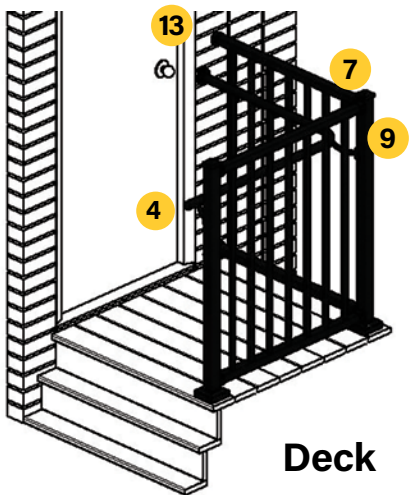
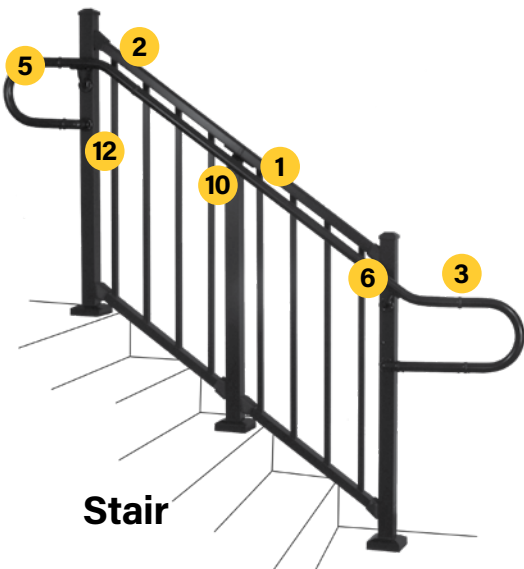
ADA CONTINUOUS HANDRAIL

ADA Continuous Handrail is designed to assist individuals with accessibility and mobility concerns. This system offers versatile components and accessories providing the perfect safety solution for stairways, ramps, and decks. ADA Continuous Handrail is easy to install on any surface and is compatible with new or existing railing systems.

Available in 12 Standard DSI Colors Aluminum (shown on page 2).



Installation Examples




Inside Corner Mount & 90° Elbow Detail



Extended Wall Mount Detail



90° Welded Elbow Detail



SCREENRAIL

Expand your living area and enjoy the outdoors without the insects. Westbury® ScreenRail is offered as a structural balcony railing system, a heavy-duty kick panel system, or a mid-rail system allowing you to customize ScreenRail to fit your needs.

Features include easy to assemble sections, assembled universal single and double doors (right or left hand hinge) with heavy-duty frame, and durable flat spline to secure the screen.

With a Lifetime Limited Warranty, ScreenRail is a premium system designed to expand your living area by bringing the outdoors into your home.



Balcony Railing System



Heavy Duty Kick Panel System



Mid-Rail System



RAIL MOUNTS

Standard Wall Mounts:

1-4 pack or 1-6 pack is included with each straight railing section.

A 4 pack contains (2) top mounts, (2) bottom mounts, and screws.

A 6 pack contains (2) top mounts, (4) mid/bottom mounts, and screws.



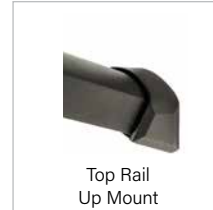
Standard Stair Mounts:

1-4 pack or 1-6 pack is included with each stair railing section.

A 4 pack contains (2) top mounts, (2) bottom mounts, and screws.

A 6 pack contains (2) top mounts, (4) mid/bottom mounts, and screws.

[For Stair Racking information visit westburyrailing.com](http://westburyrailing.com)



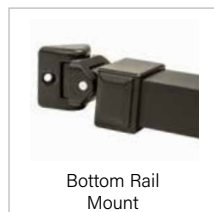

Optional Specialty Mounts:

Stair Double Swivel Mounts

Available as a 2 pack or 3 pack. These mounts are not included with sections.

A 2 pack contains (1) top mount, (1) bottom mount, and screws.

A 3 pack contains (1) top mount, (1) mid mount, (1) bottom mount, and screws.



Available as a 4 pack or 6 pack. These mounts are not included with sections.

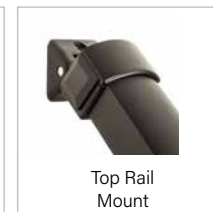
A 4 pack contains (2) top mounts, (2) bottom mounts, and screws.

A 6 pack contains (2) top mounts, (4) mid/bottom mounts, and screws.

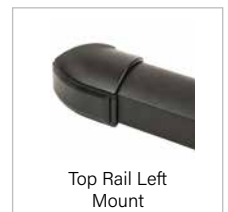
Angle Swivel Mounts



Stair Swivel Mounts



45° Angle Mounts*



Round Column Adapter Kits:

Available as a 4 pack or 6 pack. These adapter kits are not included with sections.

A 4 pack contains (2) top adapters (2) bottom adapters

A 6 pack contains (2) top adapters (4) mid/bottom adapters

Smooth



Fluted



*IRC Approved

POST KITS

Westbury® Aluminum Railing Post Kits contain all the components necessary to assemble a railing post. Kits eliminate the need to order post components by providing everything in one box.

Post Kits are available in a variety of post sizes (see charts on page 21).

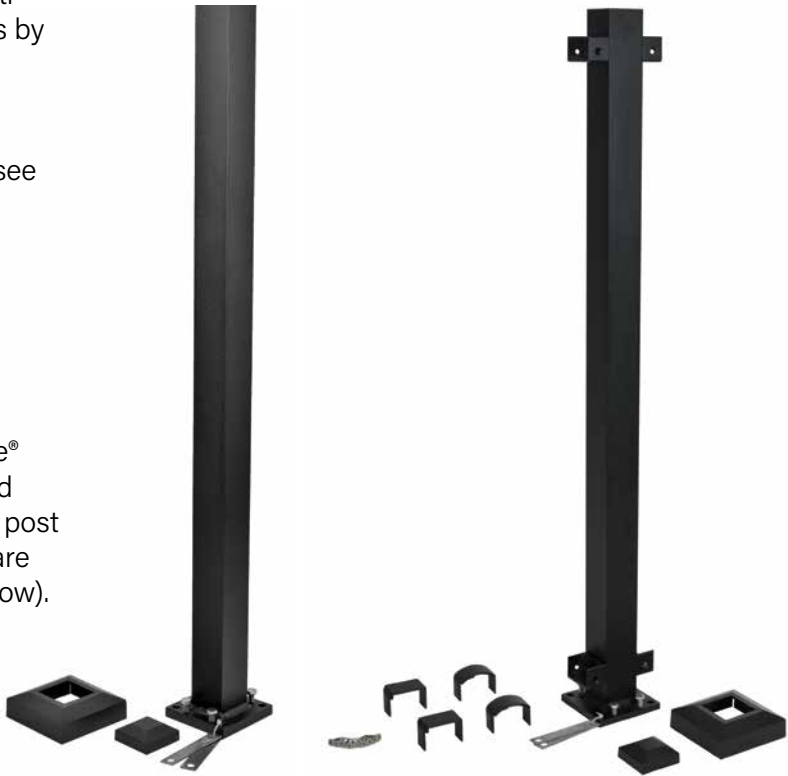
Post Kits Include:

- Post
- Flat Cap*
- 2-piece Post Flair

Assembled Post Kits are available for VertiCable® Sections without mounts and Tuscany Assembled Sections. Kits come with mounts attached to the post reducing installation time. Assembled Post Kits are available for a variety of post types (see chart below).

Assembled Kits Include:

- Post with Section Mounts Attached
- Flat Cap*
- 2-piece Post Flair



Post Kit

Assembled Post Kit

Assembled Post Kits w/Adjustable Plates 2" x 2" x .090"

Assembled Kits are available in four Powdered Coated Colors: Black Fine Texture, Bronze Fine Texture, White Fine Texture, and Gloss White.



	Line Post	End Post	Corner Post	Crossover Line Post	Crossover End Post	Crossover Corner Post
Heights	37", 43"	37", 43"	37", 43"	36", 42"	36", 42"	36", 42"

*Caps are not included with Crossover Post Kits.

POSTS WITH PLATES



	Residential 2" Post (.090" wall)	Residential 2" Crossover Post (.090" wall)	Residential 2" Corner Crossover Post (.090" wall)	2" Heavy Duty Post (.093" wall)	2" Heavy Duty Crossover Post (.093" wall)
Heights	37", 43", 47", 53"	36", 42"	36", 42"	37", 43", 47", 53"	36", 42"
Post Kit Available	•	•	•	•	•
Code Compliance				IRC Approved	IRC Approved



	2" Heavy Duty Corner Crossover Post (.093" wall)	2-1/2" Post (.125" wall)	2-1/2" Power Post (.125" wall)	2-1/2" Crossover Power Post (.125" wall)	2-1/2" Corner Crossover Power Post (.125" wall)
Heights	36", 42"	37", 43", 47", 53"	37", 43", 47", 53"	36", 42"	36", 42"
Post Kit Available	•		•	•	•
Code Compliance	IRC Approved		IRC, IBC, and Miami Dade Approved	IRC, IBC, and Miami Dade Approved	



	3" Post (.095" wall)	4" Post (.125" wall)	4" Deco Post (.090" wall)	6" Post (.125" wall)	6" Deco Post (.090" wall)
Heights	37", 43", 47", 53"	37", 43", 47", 53"	37", 43", 47", 53"	37", 43", 47", 53"	37", 43", 47", 53"
Post Kit Available	•	•			
Code Compliance	IRC Approved	IRC and IBC Approved		IRC Approved	

CORE DRILL POSTS & POST SLEEVES


Core Drill Posts

						
	Residential 2" Post (.090" wall)	Residential 2" Crossover Post (.090" wall)	2" Heavy Duty Post (.093" wall)	2" Heavy Duty Crossover Post (.093" wall)	2-1/2" Power Post (.125" wall)	2-1/2" Crossover Power Post (.125" wall)
Heights	45", 51", 55", 61"	42", 48"	45", 51", 55", 61"	42", 48"	45", 51", 55", 61"	42", 48"

Post Sleeves

				
	4" Post (.125" wall)	4" Deco Post (.065" wall)	6" Post (.125" wall)	6" Deco Post (.090" wall)
Heights	37", 43", 47", 53"	37", 43", 47", 53"	37", 43", 47", 53"	37", 43", 47", 53"
Inside Dimension	3-3/4"	3-5/8"	5-3/4"	5-3/4"

SUPPORT POSTS




	4" Post (.125" wall)	4" Deco Post (.090" wall)	6" Post (.125" wall)	6" Deco Post (.090" wall)
Heights	8-1/2', 10', 11'	8', 9', 10'	8', 9', 10'	8', 9', 10'
Inside Dimension	3-3/4"	3-3/4"	5-3/4"	5-3/4"
ASD Capacity* (Allowable Axial Loads)	8-1/2' = 17,738 lbf 10' = 16,644 lbf 11' = 14,305 lbf	8' = 13,531 lbf 9' = 12,751 lbf 10' = 11,970 lbf	8' = 25,093 lbf 9' = 25,093 lbf 10' = 25,093 lbf	8' = 16,543 lbf 9' = 16,543 lbf 10' = 16,543 lbf

*Weight values are Actual Calculated Allowable Loads

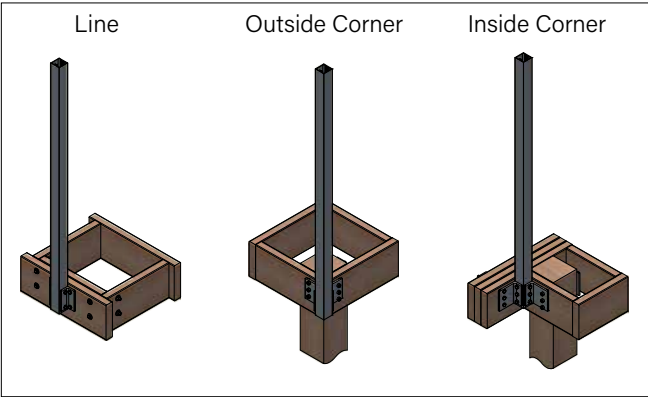
POSTS & POST ACCESSORIES

Fascia Mount Posts 2" x 2" x .093"

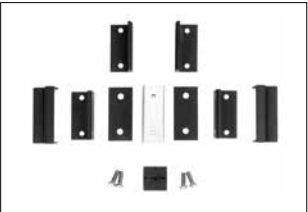


	Line Post	Corner Post
Height	61"	61"
Code Compliance	IRC Approved	IRC Approved


Installation Examples



Fascia Mount Bracket Kits



Bracket Kit for Line Post



Bracket Kit for Corner Post

Fascia Mount Support Bracket



Support Bracket for Railing Support



Crossover Adapters for 2" Posts



Level Crossover†



Corner Crossover†



Stair Crossover†

†Patent No. 8,998,175

POST ACCESSORIES

Caps



Flat Cap
2", 2-1/2", 3", 4", 6"



Ball Cap
2", 2-1/2", 4"

Flair



Flair (2-piece)
2", 2-1/2", 3", 4", 6"

Magena Star® Lighting

Magena Star® Ornamental Low Voltage Lights. [Visit magenastar.com](http://magenastar.com) for more information.



Post Cap Light
2", 2-1/2", 3", 4"



Downward
Post Cap Light
2", 2-1/2", 3", 4"



Combo
Post Cap Light
2", 2-1/2", 3", 4"



Side Light



Tear Drop
Side Light



Riser Light

Accessories



Top Rail
End Cap



Top Rail End Cover
for Crossover Post



Adjustable
Railing Support



2" Heavy Duty Post
Backer Plate
For IRC Code Approved
Wood Deck Installation



Tie Down Bracket
with Cover
(Set of 2)



Touch Up Paint
Spray
All Standard Colors



Touch Up Paint
Pen
Gloss Beige, Satin Black,
Chocolate, Gloss White



Bracket Mounting
Template
For 2", 2-1/2", 3", & 4" Posts

INSPIRATION



**Digger
Specialties
Inc.**

Transforming the Outdoor Living Experience®

We put the “special” in Digger Specialties!

Let DSI help solve your unique installation challenges and design needs. Our team in Technical Services can make your dream a reality.

Custom Railing



Special Welded Corners



Multiple Color Rails and Balusters



Tuscan Caribbean Railing

More Than Just Outdoors


Westbury® Aluminum Railing can also transform your indoor living experience by providing unique solutions for your home or business.



Residential Balcony
Tuscan Railing



Retail Balcony
Veranda Railing



Ballet Barre
ADA Continuous Handrail

diggerspecialties.com

Stay Connected



We have tried to make this brochure comprehensive and factual. We reserve the right to discontinue at any time, without notice, colors, materials, equipment and availability. Since some information may have been updated since the time of printing, we are not responsible for typographical or pictorial errors. Materials shown may vary slightly from actual colors. ©Digger Specialties 2024/05 99519