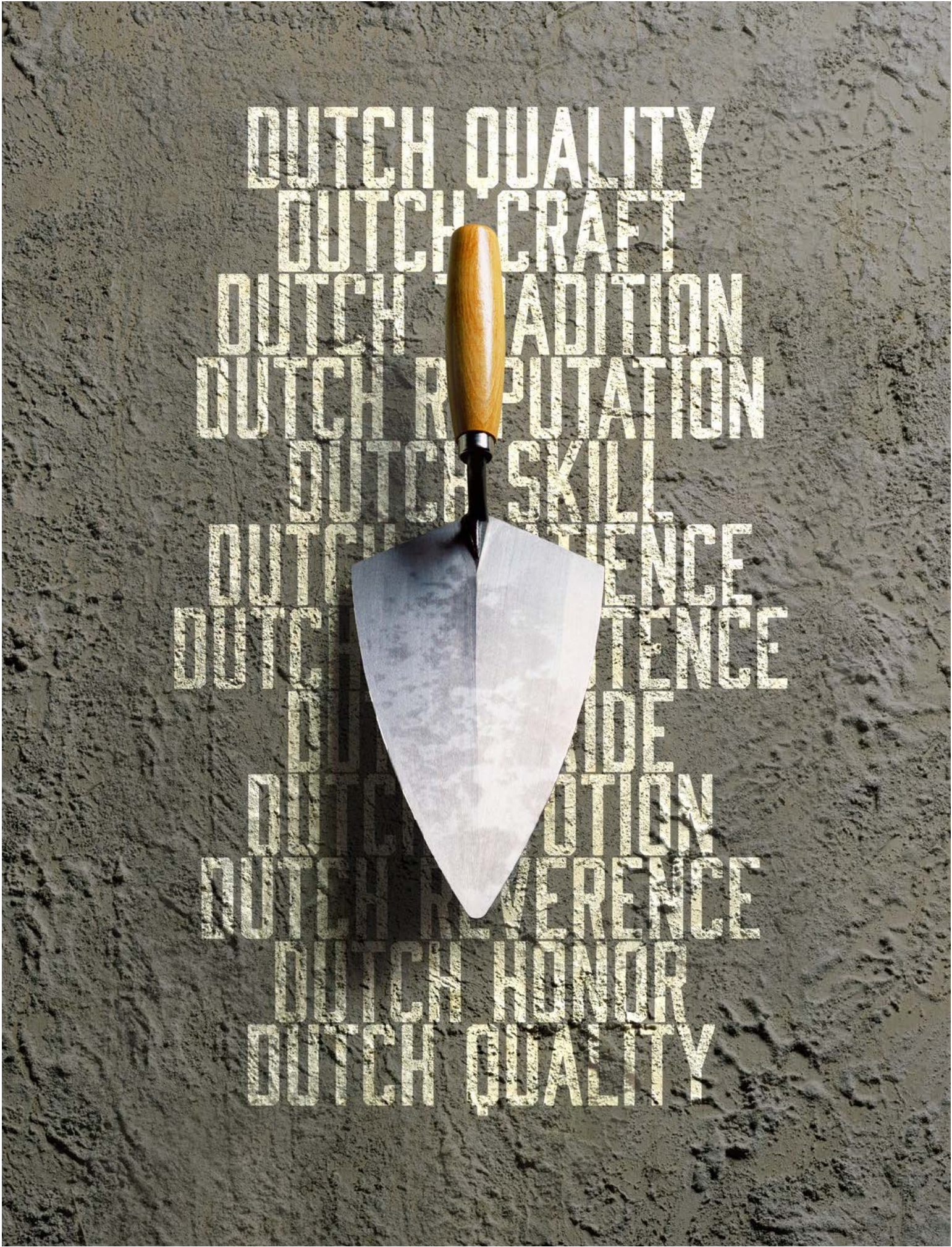




DUTCH QUALITY STONE®

CRAFTSMANSHIP BORN OF TRADITION





PRODUCTS

Handformed Brick	8
Weathered Plank 4	10
Weathered Plank 6	11
Tuscan Ridge	12
Dry Stack	14
Ledgestone	16
Weather Ledge	18
Limestone	20
Fieldstone	22
Stack Ledge	24
Rough Ashlar	25

INTERIOR / EXTERIOR / COMMERCIAL

Design Inspiration	26-33
--------------------	-------

ACCESSORIES

Hearthstones	36
Window Trim	38
Keystones	39
Sills	39
Capstones	40
Quoins	42
Utility Accents	42
Miscellaneous	42

ADDITIONAL RESOURCES

Accessory Colors	43
Color Selection Guide	43
Profile Index	44
Profile Dimensions	47
Warranty	47



WHAT IS “DUTCH” QUALITY?

It is craft shaped by a code. A way jobs are done. And a devotion to doing them. With patience and persistence. Reverence and honor. Amish values and a pioneer's spirit.

A belief in hard work, tempered skills and straightforward solutions. Good boots, frank talk and calloused hands.

A belief in beauty and quality and value.
In perfect, balanced measures.

A belief shared by every mason and yardhand. Every soul who builds with us and backs us up. Forging a common bond that isn't all that common anymore.

Dutch Quality is our name, but it is so, so much more.
It is a pledge. It is our word. And it is set in stone.



OUR PRODUCTS

With equal parts pride and precision, Dutch Quality craftsmen create a wide selection of stone styles, colors and sizes — even thoughtfully designed accessories — for your interior, exterior, residential and commercial projects.

Our original master molds are meticulously crafted to capture the rich beauty and complex character of natural stone. It's a process that requires both art and technology.

Not to mention, the steadfast support of our customers. With customer service that's as finely hewn to the values of “Dutch” quality as our products. It's our solemn commitment: To make certain we're always aligned with your project, budget and timing. And above all, your style.

Otherwise, it just wouldn't be Dutch Quality Stone®.



HANDFORMED BRICK™


HEIGHT: 2 ½" x LENGTH: 8 ¾"

Presenting an elevated tumbled brick design and configuration. Each piece is molded with exquisite variation and robust dimension to bring textured depth and artisanal charm to any space




“For more than two decades, Dutch Quality has built a reputation for producing a fine quality product. Their consistency in style, coloring and packaging makes them pleasing to both the eye of the customer and the hand of the mason.”


- Shawn Wittmer
Rock Solid Cut Stone & Supply



COAL CREST™



SNOWPACK™



QUAIL GREY™

SNOWPACK HANDFORMED BRICK



WEATHERED PLANK 4 & 6

HEIGHT: 4" OR 6" x LENGTH: 36"

Molded to precisely capture the grain and character of natural, reclaimed barn wood — but with all the beauty, quality and value you expect from Dutch Quality Stone. Combine 4" and 6" planks to add true rustic charm.

WINESBURG WEATHERED PLANK 4 & 6



INDUSTRIAL GREY WEATHERED PLANK 6



WINESBURG WEATHERED PLANK 4



INDUSTRIAL GREY WEATHERED PLANK 4



WINESBURG WEATHERED PLANK 6



INDUSTRIAL GREY WEATHERED PLANK 6




TUSCAN RIDGE

HEIGHT: 1 ½" – 6 ½" x LENGTH: 4 ½" – 14"


A combination of large rubble rocks and rustic ledgerstone creates the impression of traditional Italian stone masonry and gives each proud and impeccable project its own unique and authentic pattern.



ELKWOOD



NATURAL BLEND

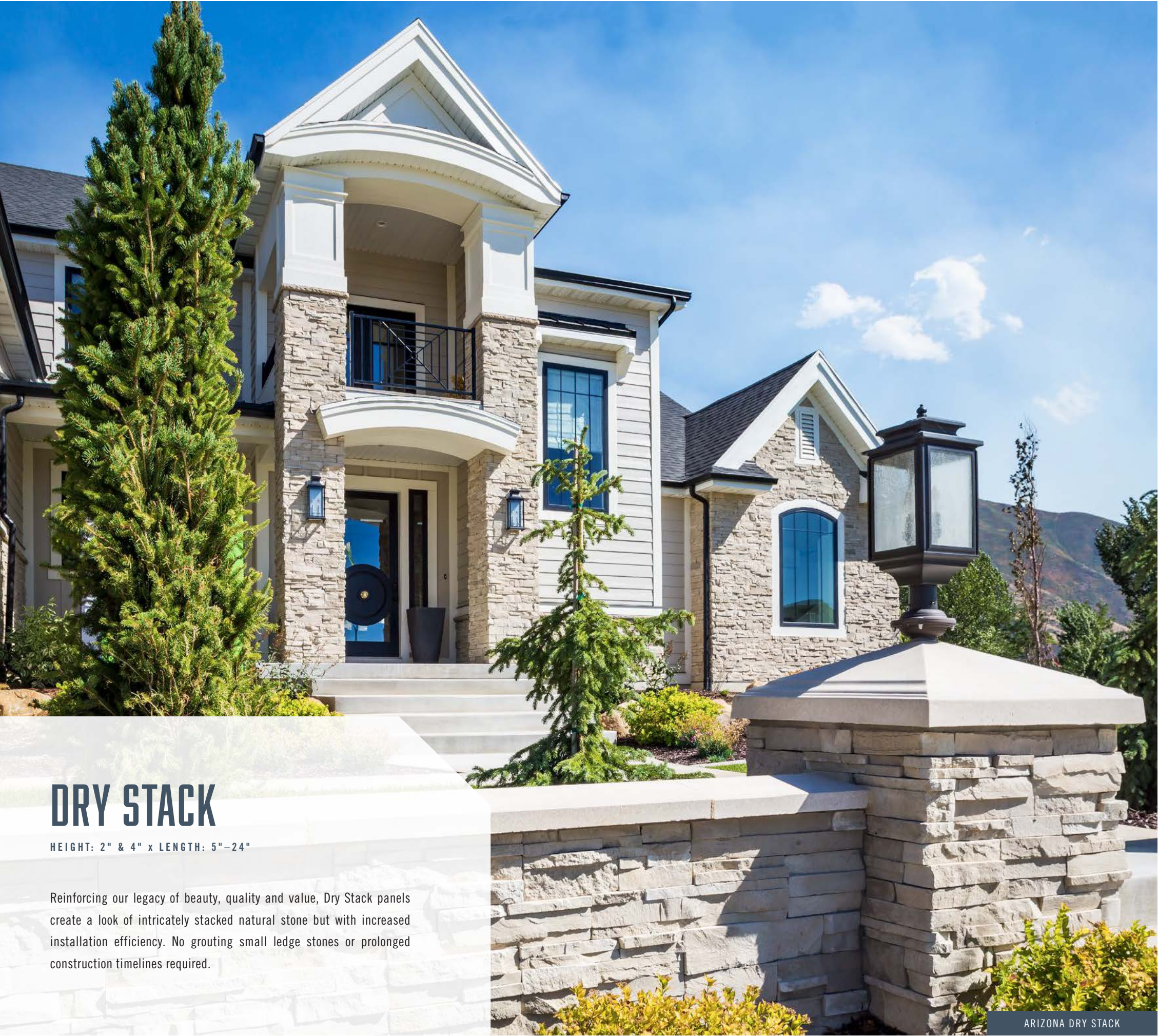


SIENNA



WINTER POINT™

WINTER POINT TUSCAN RIDGE



DRY STACK

HEIGHT: 2" & 4" x LENGTH: 5"-24"

Reinforcing our legacy of beauty, quality and value, Dry Stack panels create a look of intricately stacked natural stone but with increased installation efficiency. No grouting small ledge stones or prolonged construction timelines required.



ARIZONA



ASHEN




COAL CREST™



PENNSYLVANIA



PRESTIGE



SIENNA



WINTER POINT™

ARIZONA DRY STACK



NATURAL BLEND



PENNSYLVANIA



PRESTIGE



QUAIL GREY™



SAGEWOOD



SIENNA



SIENNA LEDGESTONE



LEDGESTONE

HEIGHT: 1½"–6½" x LENGTH: 7½"–23"

The choice for adding truly rugged character to your space, Ledgestone is heavily textured with deep lines and irregular shapes that create dramatic shadowing and lend the appearance of hand-hewn stone.

SAGEWOOD LEDGESTONE



WEATHER LEDGE

HEIGHT: 1½"–7½" x LENGTH: 4"–23"

Long, rectilinear stones in varying heights feature a distressed, gracefully aged surface and truly distinctive look. Weather Ledge is shaped to ensure tight dry-stack installation and moderate shadow relief, even when grouted.

WINTER POINT WEATHER LEDGE



ASHEN WEATHER LEDGE



ASHEN



COAL CREST™



ELKWOOD



NATURAL BLEND



OAK BLEND™




PENNSYLVANIA



PRESTIGE



QUAIL GREY™



SAGEWOOD




SIENNA



TAN



TORINO



WINTER POINT™



LIMESTONE

HEIGHT: 2 1/2" - 7 1/2" x LENGTH: 4" - 22"

Precisely crafted for the clean, classic appeal of hand-chiseled limestone in molded shapes and regular sizes that are easily installed. The timeless look of Limestone is a favorite among designers, masons and homeowners.

PENNSYLVANIA LIMESTONE



CHARCOAL



COLUMBUS BLEND



ELKWOOD



GREAT LAKES



KENTUCKY BLEND



OAK BLEND™



OHIO TAN



PENNSYLVANIA



AUTUMN BLEND



GREAT LAKES LIMESTONE



FIELDSTONE

SMALLEST: 5" x LARGEST: 22"

With rustic textures and forms seemingly tumbled by time, our Fieldstone looks like it was harvested from the countryside. But it's actually the result of a meticulous, time-honored molding process resulting in natural, organic shapes.

KENTUCKY FIELDSTONE



PENNSYLVANIA FIELDSTONE



KENTUCKY



PENNSYLVANIA



SIENNA

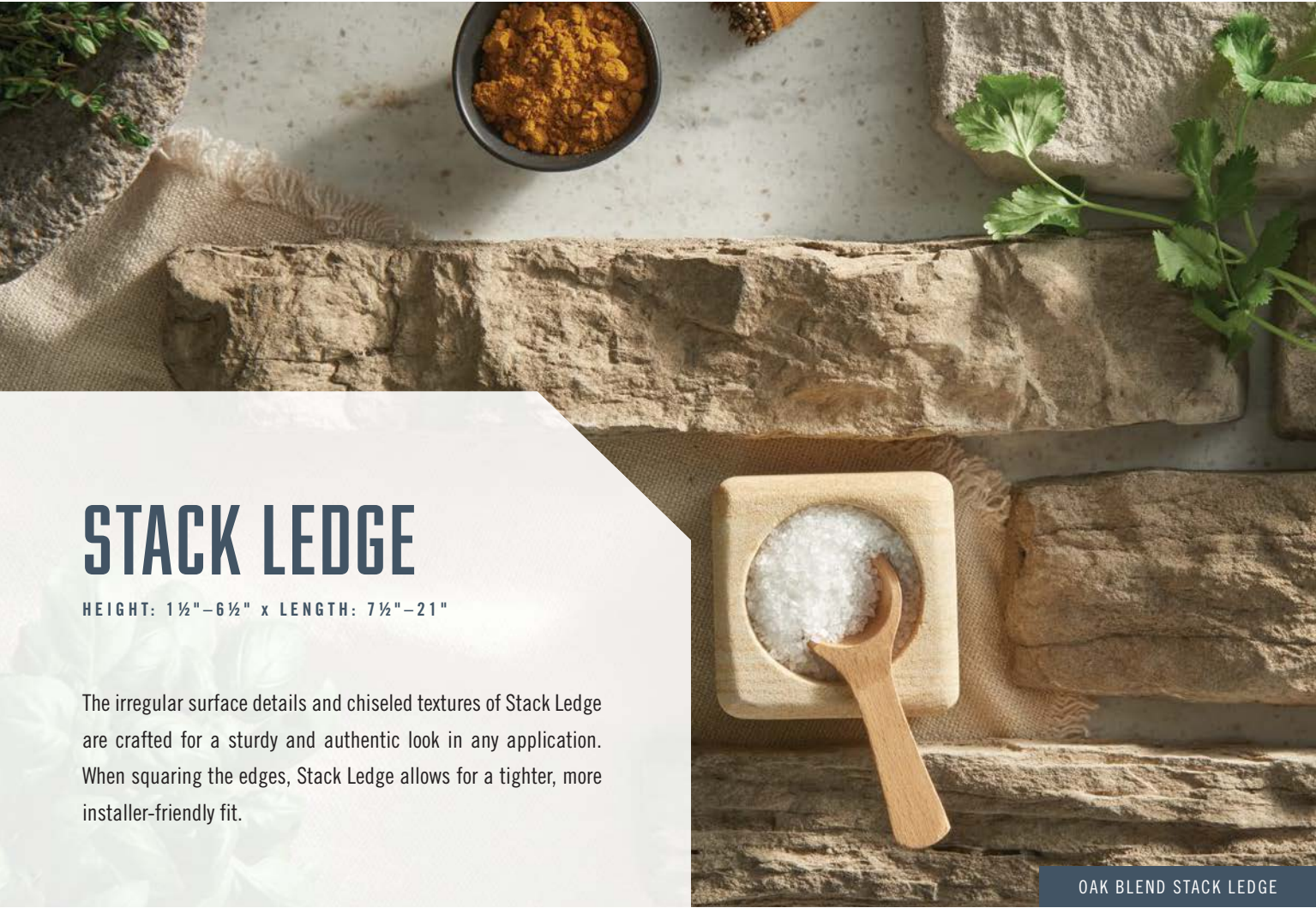


TORINO



“Delivering a product to our customers that represents true pride and old-world craftsmanship has become the experience of a lifetime for our family.”

- Aarin Downs Vest & Dave Downs
Stone Connections, LLC



STACK LEDGE

HEIGHT: 1½"–6½" x LENGTH: 7½"–21"

The irregular surface details and chiseled textures of Stack Ledge are crafted for a sturdy and authentic look in any application. When squaring the edges, Stack Ledge allows for a tighter, more installer-friendly fit.

OAK BLEND STACK LEDGE



AUTUMN BLEND




FALLBROOK



OAK BLEND™




SAGEWOOD



SIENNA



STEINHAUS



TORINO



ROUGH ASHLAR

HEIGHT: 3½"–12½" x LENGTH: 6"–23"

Rough Ashlar is an ideal option for projects that need to maintain a traditional style while providing a contemporary edge. Mixed stone sizes offer an aesthetic assortment with textural diversity to compose a cohesive collection.

WINTER POINT ROUGH ASHLAR



GREYSTONE™



TRAILHEAD™



WINTER POINT™





EVERY DAY, WE ARE INSPIRED BY THOSE WE SEEK TO INSPIRE.

It's a circle of skill and honor and devotion. From Dutch Quality craftsmen to architects and designers to stonemasons and yard hands to business and homeowners, pride goes in, pride goes up and pride goes on.

It's how we strike the perfect balance of beauty, quality and value in every Dutch Quality Stone®.





DUTCH QUALITY STONE® FOR INTERIORS

In man’s hierarchy of needs, shelter is essential. As is the timeless tradition of bringing nature in to keep the elements out — with enduring beauty and dignity. Dutch Quality Stone provides the inspiration to transform a simple wall, create a focal point or carve out intimate corners in wide-open great rooms. Our stones give you a range of choices that create authentic character, texture and pride.

ELKWOOD TUSCAN RIDGE



WINESBURG WEATHERED PLANK 4 & 6 BLEND



WINTER POINT TUSCAN RIDGE



SIENNA DRY STACK



ASHEN WEATHER LEDGE



DUTCH QUALITY STONE® FOR EXTERIORS

For as long as people have been building spaces in which to gather, stone has been their sturdy, beautiful and proud material of choice. That's still true today. Our artisan-crafted stone styles bring an organic element to outdoor walls, fireplaces, patio-scapes, kitchens and more, marrying the rugged textures and subtle colors so loved in nature with the ease of installation only Dutch Quality Stone can deliver.

ELKWOOD LIMESTONE



SAGEWOOD LEDGESTONE AND SIENNA FIELDSTONE BLEND



DRY STACK ARIZONA



QUAIL GREY WEATHER LEDGE



PRESTIGE DRY STACK



COLUMBUS BLEND LIMESTONE

DUTCH QUALITY STONE® FOR COMMERCIAL

Our commitment to time-honored craft doesn't end at the home. No way. Dutch Quality Stone offers a wide selection of stone veneer styles to add beauty, character and eye-catching detail to every commercial application. Without the engineering and budget demands associated with natural stone. How? Our production team carefully mixes old-fashioned craftsmanship and advanced technology, so that high-volume orders are quickly fulfilled to meet our exacting standards. And yours. To keep you on time and on budget — while capturing attention, inviting foot traffic and maximizing property value. Anything else just wouldn't be Dutch Quality.



AUTUMN BLEND LIMESTONE



PENNSYLVANIA LEDGESTONE



PENNSYLVANIA AND NATURAL BLEND LEDGESTONE



GREAT LAKES LIMESTONE



GREAT LAKES LIMESTONE



THE FINISHING TOUCH.

Dutch Quality Stone® accessories are the details that lend a beautiful and enduring finish to every residential or commercial project — not to mention, a clean, rugged transition for windows, doorways and other materials. All Dutch Quality accessories are offered in a variety of textures, shapes and colors to coordinate with your stone. See page 41 to match your stone color with a complementary accessory color.

ACCESSORIES

HEARTHSTONES

SIZING: 19" (L) X 20" (W)

Hearthstones have the appearance of chiseled edges and weathered top surfaces for the perfect finishing touch.



FOGG



MIST



TAUPE



TAN



BROWN



GREY



WINTER POINT WEATHER LEDGE WITH MIST HEARTHSTONE

WINDOW TRIM

Available in **Brown, Fogg, Grey, Tan** and **Taupe**. Shown in **Tan**.



FLAT WINDOW TRIM

22¾" (L) x 6½" (W) x 1½" (D)



TRIM STONES

8" (L) x 6" (W)



ROW LOCKS

5" (L) x 4" (W)

7" (L) x 5" (W)



KEYSTONES

Available in **Brown, Fogg, Grey, Tan** and **Taupe**. Shown in **Tan**.

CHISELED EDGE KEYSTONES

Large Keystone – 7", 12" (W) x 11" (H) x 1½" (D)

Small Keystone – 6", 9" (W) x 8" (H) x 1½" (D)



SILLS

Available in **Brown, Fogg, Grey, Tan** and **Taupe**. Shown in **Tan**.

WATER TABLE SILL

23½" (L) x 3" (H) x 2½" (D)



CURVED SILL

35½" (L) x 4" (H) x 1½" (D)



CAPSTONES



WALL CAPS

- 12" (W) x 23½" (L) x 2" (D)
- 14" (W) x 23½" (L) x 2" (D)
- 16" (W) x 23½" (L) x 2" (D)

Available in **Brown, Fogg, Grey, Tan** and **Taupe**. Shown in **Tan**.



PIER CAPS

- 22" (W) x 22" (L) x 3" (D)
- 30" (W) x 30" (L) x 3" (D)

Available in **Brown, Fogg, Grey, Tan** and **Taupe**. Shown in **Tan**.



FLAT WALL CAPS

- 12" (W) x 24" (L) x 2¼" (D)
- 14" (W) x 24" (L) x 2¼" (D)
- 16" (W) x 24" (L) x 2¼" (D)

Available in **Brown, Fogg, Grey, Tan** and **Taupe**. Shown in **Taupe**.



CHISELED CAPS

- 22" (W) x 22" (L) x 3" (D)
- 24" (W) x 24" (L) x 3" (D)
- 31" (W) x 31" (L) x 3" (D)

Available in **Brown, Fogg, Grey, Tan** and **Taupe**. Shown in **Brown**.

QUOINS

Available in **Brown, Fogg, Grey, Tan** and **Taupe**. Shown in **Tan**.



QUOIN FLAT

23½" (W) x 8" (H)



QUOIN CORNER

12" (W) x 8" (H) x 8"(D)



QUOIN FLAT

11½" (W) x 8" (H)

UTILITY ACCENTS

Available in **Brown, Fogg, Grey, Tan** and **Taupe**. Shown in **Tan**.



WATER HYDRANT BLOCK

6½" (W) x 8" (H)
1⅝" Diameter Opening



RECEPTACLE BLOCK

6½" (W) x 8" (H)
2½" (W) x 4" (H) Opening



LIGHT BLOCK

8" (W) x 11" (H)
4" Diameter Opening

MISCELLANEOUS

Available in **Brown, Fogg, Grey, Tan** and **Taupe**. Shown in **Tan**.



90° JUMPER CORNERS

11" (W) x 10" (H) x 4" Return



JUMPER FLATS

11" (W) x 11" (H)



135° CORNER

8" (L) x 4 1/2" (H) x 5" Return
Available in **Limestone Profile** only.



ACCESSORY COLORS



BROWN



FOGG



GREY



TAN



TAUPE



MIST


ACCESSORY COLOR SELECTION GUIDE

LIMESTONE Autumn Blend Charcoal Columbus Blend Elkwood Great Lakes Kentucky Blend Oak Blend™ Ohio Tan Pennsylvania	Hearthstone Brown Grey Tan, Mist Grey, Fogg, Taupe Tan, Mist Grey, Fogg Tan Tan, Mist Taupe, Brown	Accessories Brown Grey Tan Grey, Fogg, Taupe Tan Grey, Fogg Tan Tan Taupe, Brown
WEATHER LEDGE Ashen Coal Crest™ Elkwood Natural Blend Oak Blend™ Pennsylvania Prestige Quail Grey™ Sagewood Sienna Tan Torino Winter Point	Hearthstone Brown, Fogg Fogg Grey, Fogg, Taupe Tan, Mist Tan Taupe, Brown Grey, Fogg Grey Taupe, Fogg Tan, Taupe, Brown, Mist Tan, Mist Tan, Taupe, Mist Grey	Accessories Brown, Fogg Fogg Grey, Fogg, Taupe Tan Tan Taupe, Brown Grey, Fogg Grey Taupe, Fogg Tan, Taupe, Brown Tan Tan, Taupe Grey
STACK LEDGE Autumn Blend Fallbrook Oak Blend™ Sagewood Sienna Steinhaus Torino	Hearthstone Brown Grey, Tan, Mist Tan Taupe, Fogg Tan, Taupe, Brown, Mist Grey, Fogg Tan, Taupe, Mist	Accessories Brown Grey, Tan Tan Taupe, Fogg Tan, Taupe, Brown Grey, Fogg Tan, Taupe
TUSCAN RIDGE Elkwood Natural Blend Sienna Winter Point™	Hearthstone Grey, Fogg, Taupe Tan, Mist Tan, Taupe, Brown, Mist Grey, Fogg Tan, Taupe, Mist	Accessories Grey, Fogg, Taupe Tan Tan, Taupe, Brown Grey, Fogg Tan, Taupe
ROUGH ASHLAR Greystone™ Trailhead™ Winter Point™	Hearthstone Grey, Fogg Tan Mist, Grey	Accessories Grey, Fogg Tan Grey
LEDGESTONE Natural Blend Pennsylvania Prestige Quail Grey™ Sagewood Sienna	Hearthstone Tan, Mist Taupe, Brown Grey, Fogg Grey Taupe, Fogg Tan, Taupe, Brown, Mist	Accessories Tan Taupe, Brown Grey, Fogg Grey Taupe, Fogg Tan, Taupe, Brown
FIELDSTONE Kentucky Pennsylvania Sienna Torino	Hearthstone Grey Taupe, Brown Taupe, Brown Tan, Mist	Accessories Grey Taupe, Brown Taupe, Brown Tan
DRY STACK Arizona Ashen Coal Crest™ Pennsylvania Prestige Sienna Winter Point™	Hearthstone Tan, Mist Brown, Fogg Fogg Taupe, Brown Grey, Fogg Tan, Taupe, Brown, Mist Grey	Accessories Tan Brown, Fogg Fogg Taupe, Brown Grey, Fogg Tan, Taupe, Brown Grey
WEATHERED PLANK 4 Industrial Grey Winesburg	Hearthstone Tan, Grey, Mist Taupe, Grey	Accessories Tan, Grey Taupe, Grey
WEATHERED PLANK 6 Industrial Grey Winesburg	Hearthstone Tan, Grey, Mist Taupe, Grey	Accessories Tan, Grey Taupe, Grey
HANDFORMED BRICK™ Coal Crest™ Quail Grey™ Snowpack™	Hearthstone Fogg Grey Grey, Mist	Accessories Fogg Grey Grey




MORTAR TINT
Available in:
Brown, Taupe & Tan


PROFILE INDEX




HANDFORMED BRICK™
Coal Crest™
pg. 8-9




HANDFORMED BRICK™
Quail Grey™
pg. 8-9




HANDFORMED BRICK™
Snowpack™
pg. 8-9



WEATHERED PLANK 4
Industrial Grey
pg. 10



WEATHERED PLANK 4
Winesburg
pg. 10



WEATHERED PLANK 6
Industrial Grey
pg. 11



WEATHERED PLANK 6
Winesburg
pg. 11



TUSCAN RIDGE
Elkwood
pg. 12-13



TUSCAN RIDGE
Natural Blend
pg. 12-13



TUSCAN RIDGE
Sienna
pg. 12-13



TUSCAN RIDGE
Winter Point™
pg. 12-13



DRY STACK
Arizona
pg. 14-15



DRY STACK
Ashen
pg. 14-15



DRY STACK
Coal Crest™
pg. 14-15



DRY STACK
Pennsylvania
pg. 14-15



DRY STACK
Prestige
pg. 14-15



DRY STACK
Sienna
pg. 14-15



DRY STACK
Winter Point™
pg. 14-15



LEDGESTONE
Natural Blend
pg. 16-17



LEDGESTONE
Pennsylvania
pg. 16-17



LEDGESTONE
Prestige
pg. 16-17




LEDGESTONE
Quail Grey™
pg. 16-17




LEDGESTONE
Sagewood
pg. 16-17




LEDGESTONE
Sienna
pg. 16-17




WEATHER LEDGE
Ashen
pg. 18-19




WEATHER LEDGE
Coal Crest™
pg. 18-19




WEATHER LEDGE
Elkwood
pg. 18-19




WEATHER LEDGE
Natural Blend
pg. 18-19




WEATHER LEDGE
Oak Blend™
pg. 18-19




WEATHER LEDGE
Steinhaus
pg. 18-19




WEATHER LEDGE
Prestige
pg. 18-19




WEATHER LEDGE
Quail Grey™
pg. 18-19




WEATHER LEDGE
Sagewood
pg. 18-19




WEATHER LEDGE
Sienna
pg. 18-19




WEATHER LEDGE
Tan
pg. 18-19




WEATHER LEDGE
Torino
pg. 18-19




WEATHER LEDGE
Winter Point™
pg. 18-19




LIMESTONE
Autumn Blend
pg. 20-21




LIMESTONE
Charcoal
pg. 20-21




LIMESTONE
Columbus Blend
pg. 20-21




LIMESTONE
Elkwood
pg. 20-21




LIMESTONE
Great Lakes
pg. 20-21




LIMESTONE
Kentucky Blend
pg. 20-21




LIMESTONE
Oak Blend™
pg. 20-21




LIMESTONE
Ohio Tan
pg. 20-21




LIMESTONE
Pennsylvania
pg. 20-21




FIELDSTONE
Kentucky
pg. 22-23




FIELDSTONE
Pennsylvania
pg. 22-23




FIELDSTONE
Sienna
pg. 22-23




FIELDSTONE
Torino
pg. 22-23




STACK LEDGE
Autumn Blend
pg. 24




STACK LEDGE
Oak Blend™
pg. 24




STACK LEDGE
Fallbrook
pg. 24




STACK LEDGE
Sagewood
pg. 24




STACK LEDGE
Sienna
pg. 24




STACK LEDGE
Steinhaus
pg. 24




STACK LEDGE
Torino
pg. 24



ROUGH ASHLAR
Greystone™
pg. 25



ROUGH ASHLAR
Trailhead™
pg. 25



ROUGH ASHLAR
Winter Point™
pg. 25



PROFILE DIMENSIONS

	HEIGHT	LENGTH	THICKNESS	CORNER RETURNS	CORNER HEIGHT	PAGES
BRICK						
HANDFORMED BRICK™	2½"	8¾"	1"	3¾" short 8¾" long	2½"	8,9
WOOD PLANK						
WEATHERED PLANK 4	4"	36"	1"	N/A	N/A	10
WEATHERED PLANK 6	6"	36"	1"	N/A	N/A	11
STONE						
TUSCAN RIDGE	1½"–6½"	4½"–14"	1"–2½"	3"–5" short 7"–13" long	1½"–6½"	12,13
DRY STACK	2" & 4"	5"–24"	1"	3"–5" short 7"–12½" long	2"–4"	14,15
LEDGESTONE	1½"–6½"	7½"–23"	1"–2½"	3"–5" short 7"–12½" long	1½"–6½"	16,17
WEATHER LEDGE	1½"–7½"	4"–23"	1"–2½"	3"–5" short 7"–13" long	1½"–7½"	18,19
LIMESTONE	2½"–7½"	4"–22"	1"–2½"	3"–5" short 4"–13" long	2½"–7½"	20,21
FIELDSTONE	5"–22"	5"–22"	1"–2½"	3"–5" short 5"–13" long	5"–22"	22,23
STACK LEDGE	1½"–6½"	7½"–21"	1"–2½"	3"–5" short 7"–13" long	1½"–6½"	24
ROUGH ASHLAR	3 ½"–12½"	6"–23"	¾"–2¼"	3"–5" short 8"–12½" long	3½"–12½"	25

WARRANTY

Dutch Quality Stone® Inc., warrants, subject to the terms and conditions of the full written warranty, that its manufactured concrete products shall be free from defect in materials, manufacturing, and workmanship for a period of 50 years from the date of purchase. The manufacturer will not be liable for any cracked or damaged product due to mishandling, building settlement, improper installation, discoloration due to airborne contaminants, or acts of God beyond the control of the manufacturer. This warranty is limited to the original purchaser and may not be transferred. (Complete manufacturer's warranty is available on our website: dutchqualitystone.com)

Additional Notes

Just as natural stone will vary in color, Dutch Quality Stone will reflect some degree of variation in color.

Actual stone color may vary from brochure. It may also vary from existing structures.

Veneer stone is not intended for and will not hold up to foot traffic.

Like any other cement product, under certain weather temperatures and conditions, stone may have signs of efflorescence.

Just as natural stone shows signs of scuffing, occasionally Dutch Quality Stone will have light scuffing.

With proper handling, there should not be heavy scuffing.

Dutch Quality Stone is not responsible for discoloration due to run-off from adjacent building materials.

Because Dutch Quality Stone® replicates natural stone, variations should be expected. Even though colors in this brochure are as close to the actual stone as possible, photographic and printing techniques—and actual viewing conditions—can alter perception of color. We recommend obtaining a sample of Dutch Quality Stone before placing an order.

If you would like more information on prices, availability of stone, the name of your local distributor, or answers to any questions not covered in this brochure, please contact us. We are happy to assist you with your stone building plans. Detailed installation instructions, specifications, technical information, and test data are available on our website at: dutchqualitystone.com.



Dutch Quality Stone, 18012 Dover Road, Mt. Eaton, Ohio 44659

PH: 330.359.7866 FAX: 330.359.5990 877.359.7866

dutchqualitystone.com



Dutch Quality Stone meets or exceeds all ICC acceptance criteria. See ICC-ES Evaluation Report No. 1942 at www.icc-es.org.

SIDING & ACCESSORIES TRIM & MOULDINGS ROOFING STONE WINDOWS OUTDOOR LIVING



BE BOUNDLESS™

THE PRODUCTS TO DO EVERYTHING. THE POWER TO DO EVEN MORE.

We're answering "what ifs" on a whole new level—from the solutions we create to the dreams we build. We have the tools and technology to tell design stories on a bigger scale and on a more personal level. There are no limits to how far we innovate, how deeply we express, how strongly we commit and how boldly we go.

Together let's Be Boundless™.

Westlake
Royal Building Products™
© 2024 Westlake Royal Building Products

Dutch Quality Stone®
dutchqualitystone.com | 877-359-7866
101724

