




U.S. Department of the Interior
Bureau of Indian Education

.....

Tribal Interior Business Council (TIBC) BIE Update

Tony Dearman, Director, Bureau of Indian Education
Sharon Pinto, Deputy Director, Bureau of Indian Education



March 24, 2022

AGENDA

- 2021 In Review
- 2022 Enacted Budget & Transfer Funds
- COVID-19 Funding Status
- BIE Blanket Waiver Update
- BIE Key Initiatives
- Fiscal Monitoring and 2023 Budget Update
- Questions & Answers



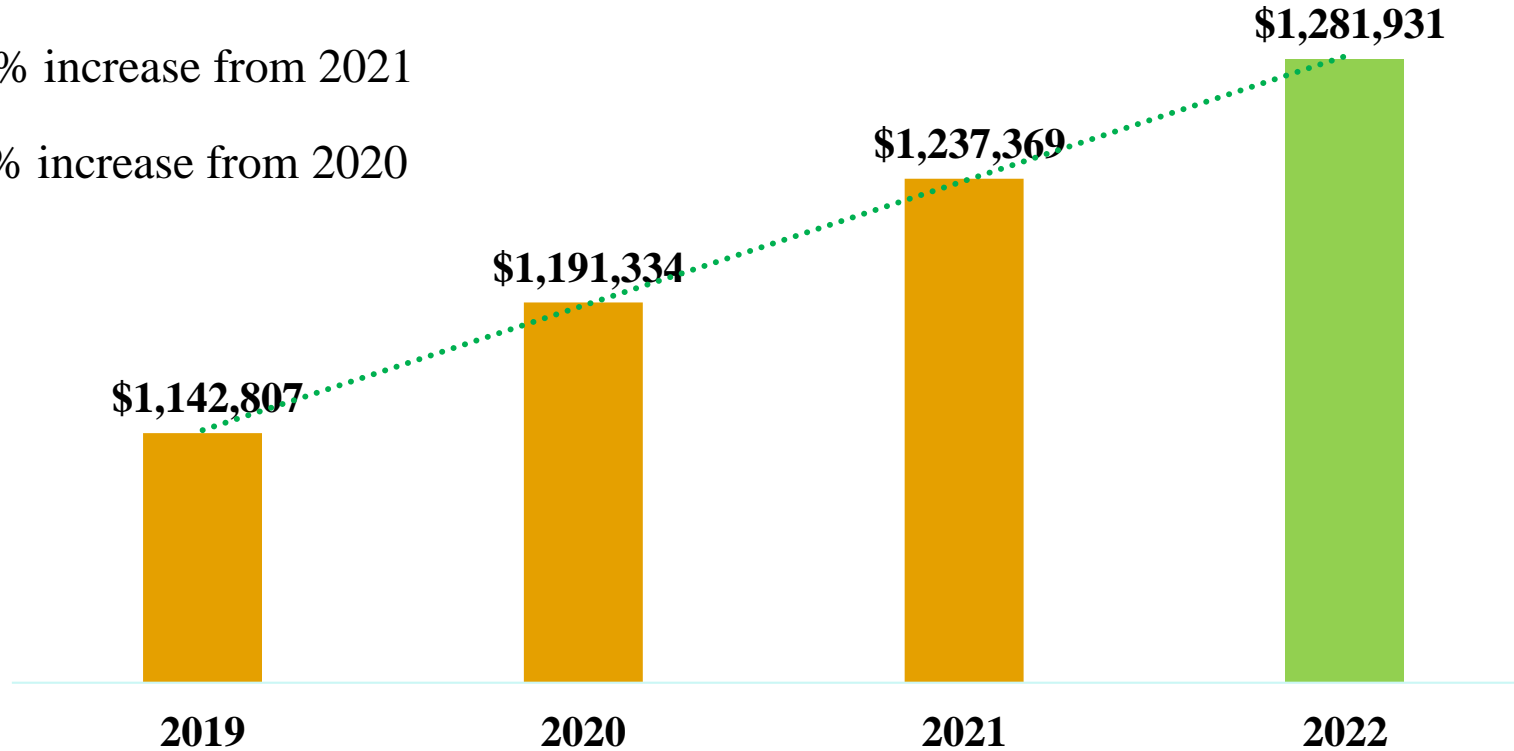
FY 2021 In Review

- ✓ BIE Strategic Direction Implementation
- ✓ ISEP Program Listening Session
- ✓ ISEP Student Transportation Listening Session
- ✓ American Rescue Plan Consultation
- ✓ Distribution of \$850 million in APRA funds
- ✓ Blanket Waiver Approval
- ✓ Obligated 100% of CARES Act/ESF-I/BIE Direct Funds



FY 2022 Enacted Budget (\$000)

- FY 2022 – 4.5% increase from 2021
- FY 2022 – 8.0% increase from 2020



| 2022 Comparative Table | | 2021 | 2022 | Change |
|--|--|-----------|-----------|--------|
| TOTAL, OPERATION OF INDIAN EDUCATION PROGRAMS | | 973,092 | 1,017,601 | 44,509 |
| TOTAL, EDUCATION CONSTRUCTION | | 264,277 | 264,330 | 53 |
| TOTAL, BIE | | 1,237,369 | 1,281,931 | 44,562 |



FY 2022 OIEP Budget

- +Increases
- No Decreases
- +Fixed Costs
- +4.5% Overall

| ELEMENTARY & SECONDARY PROGRAMS (Forward Funded) | 2021 Enacted | 2022 Enacted | Change |
|--|---------------------|---------------------|---------------|
| ISEP Formula Funds | 426,838 | 440,784 | 13,946 |
| ISEP Program Adjustments | 5,585 | 5,844 | 259 |
| Education Program Enhancements | 14,451 | 16,513 | 2,062 |
| Tribal Education Departments | 5,000 | 5,003 | 3 |
| Student Transportation | 58,143 | 59,616 | 1,473 |
| Early Child & Family Development | 21,000 | 21,655 | 655 |
| Tribal Grant Support Costs | 86,884 | 89,450 | 2,566 |
| Total, ELEMENTARY & SECONDARY PROGRAMS (Forward Funded) | 617,901 | 638,865 | 20,964 |
| Facilities Operations | 69,785 | 70,189 | 404 |
| Facilities Maintenance | 61,999 | 62,421 | 422 |
| Juvenile Detention Center Education | 553 | 554 | 1 |
| Johnson-O'Malley Assistance Grants (TPA) | 21,140 | 21,198 | 58 |
| Total, ELEMENTARY & SECONDARY PROGRAMS | 153,477 | 154,362 | 885 |
| Haskell & SIPI | 26,258 | 28,622 | 2,364 |
| Tribal Colleges & Universities | 76,510 | 76,510 | |
| Tribal Technical Colleges | 8,151 | 8,151 | |
| Total, POST SECONDARY PROGRAMS (Forward Funded) | 110,919 | 113,283 | 2,364 |
| Tribal Colleges & Universities Supplements (TPA) | 1,220 | 1,220 | |
| Scholarships & Adult Education (TPA) | 34,833 | 40,541 | 5,708 |
| Special Higher Education Scholarships | 3,492 | 4,992 | 1,500 |
| Science Post Graduate Scholarship Fund | 2,950 | 4,450 | 1,500 |
| Total, POST SECONDARY PROGRAMS | 42,495 | 51,203 | 8,708 |
| TOTAL EDUCATION PROGRAM MANAGEMENT | 32,956 | +36,063 | 3,107 |
| Education IT | 15,344 | 23,825 | 8,481 |
| Total, EDUCATION MANAGEMENT | 48,300 | 59,888 | 11,588 |
| TOTAL, OPERATION OF INDIAN EDUCATION PROGRAMS | 973,092 | 1,017,601 | 44,509 |



FY 2022 Education Construction (\$000)

- Continuity
- Steady State

| EDUCATION CONSTRUCTION | 2021 Enacted | 2022 Enacted |
|---|---------------------|---------------------|
| REPLACEMENT SCHOOL CONSTRUCTION | 115,504 | 115,504 |
| REPLACEMENT FACILITY CONSTRUCTION | 23,935 | 23,935 |
| REPLACEMENT / NEW EMPLOYEE HOUSING | 1,000 | 1,000 |
| EMPLOYEE HOUSING REPAIR | 13,581 | 13,589 |
| FACILITIES IMPROVEMENT & REPAIR | 95,257 | 95,302 |
| TRIBAL COLLEGES FACILITIES IMPROVEMENT & REPAIR | 15,000 | 15,000 |
| TOTAL, EDUCATION CONSTRUCTION | 264,277 | 264,330 |

- ✓ Maintains pace of 2021 investments
- ✓ Invests in Employee Housing and Repair
- ✓ Continues TCU FI&R funding



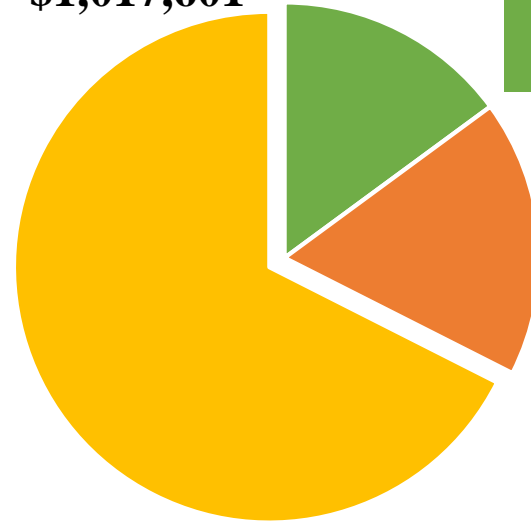
FY 2022 DoED Transfer Funds (\$000)

➤ Overall Discretionary Annual Funding of nearly \$1.5 Billion


OIEP \$1,017,601

DOE Funds \$224,689

Ed Construction \$264,330

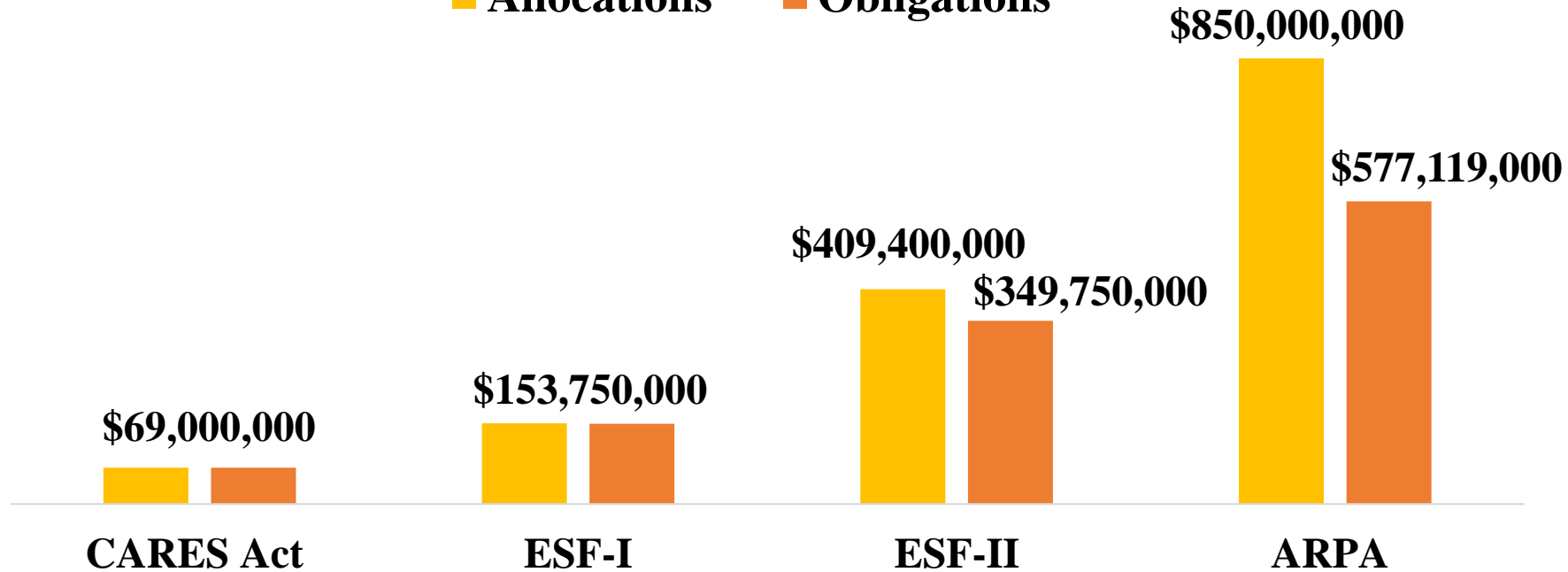


- ✓ Annual DOE funds total over 20% of OIEP funds
- ✓ Provides targeted funding for students & school improvements



COVID-19 Funding Status

■ Allocations ■ Obligations



| Description | Allocations | Obligations | Percent | 10% Reserve | Reserve Obligations | Percent |
|-------------|----------------|----------------|---------|---------------|---------------------|---------|
| CARES Act | \$ 69,000,000 | \$ 69,000,000 | 100% | NA | NA | NA |
| ESF-I | \$ 153,750,000 | \$ 153,400,000 | 100% | \$ 15,375,000 | \$ 15,340,000 | 100% |
| ESF-II | \$ 409,400,000 | \$ 349,750,000 | 85% | \$ 40,940,000 | \$ 39,740,000 | 97% |
| ARPA | \$ 850,000,000 | \$ 577,119,000 | 68% | \$ 85,000,000 | \$ 9,200,000 | 11% |

✓ Approved Reserve Reallocations to Schools



BIE School Year 22-23 Blanket Waiver

➤ Holds Funding Harmless

- ✓ Protects School Funding from COVID-19 Impacts
- ✓ Supports continuity of ISEP & Student Transportation Funding
- ✓ 2022 Appropriation Increases ISEP Weighted Student Unit (WSU)
- ✓ 2022 Appropriation Increased Student Transportation Mileage Rate
- ✓ ISEP Contingency Funds Available (1% of ISEP Appropriation)



Annual Pay Increases

BIE Pay Parity Budgeting & Resources

- ✓ BIE Annual Budget Requests include teacher pay raises
- ✓ BIE 2022 enacted appropriation includes approximately \$8m in annual ISEP pay raises resources for BIE K-12 schools.
- ✓ Pay raise requests are funded via fixed costs and based on DoDEA (Department of Defense Education Activity) benchmark pay scales
- ✓ Pay raise fixed costs are distributed to the ISEP budget line for K-12 teacher/counselor pay increases
- ✓ Congress supports grant schools setting pay at DoDEA benchmarks



BIE Key Initiatives



- ✓ eLMS (Education Learning Management System)
- ✓ Replacement of Legacy IT Systems (WebET 2.0)
- ✓ Stand-up of Self-Determination Office
- ✓ Pathways Coordinator - Internships & Recruitment
- ✓ Social Emotional Learning (SEL) Project including development of SEL curriculum for schools
- ✓ BIE taking on Safety & Property Management functions

FY 2022 Fiscal Monitoring

| School | | Month |
|-------------------------------|---------|--------------|
| Bug-O-Nay-Ge-Shig School | TCS | March |
| Porcupine Day School | TCS | April |
| Wingate Elementary School | NAV BOS | April |
| Casa Blanca Community School | TCS | April |
| Turtle Mountain Middle School | BOS | May |
| Tohajiilee Day School | TCS | Date Pending |

- ✓ Annual Reviews Required Under Indian Affairs Manual/Policy
- ✓ Reviews ensure BIE programs support strong financial management
- ✓ BIE Performance Office teams with School Ops Grant & Fiscal Staff
- ✓ School leaders receive post-review reports within 30 days



FY 2023 Budget Outlook



- ✓ BIE 2023 Presidents Request Available Soon
- ✓ Request priorities serving our schools and communities
- ✓ Request supports post-COVID Education & Wellness needs
- ✓ More information will be available on BIE.edu



U.S. Department of the Interior

Bureau of Indian Education

[Academic Success](#) ▾

[School Operations](#) ▾

[School Directory](#)

[Colleges](#) ▾

[About Us](#) ▾

[Human Resources](#) ▾

[Consultations & Initiatives](#)

[Events Calendar](#)



Questions & Answers

Mvto HiyHiy LemLmts Wado
DaWaEh Miigwech Wopila
Pinangigi Wimblahoho
Quyana Baasee AnaaBasee Wopila
Ahéhee HiriweTudahe
Pilamiya
Nya:Weh Aho
Thank You Tansi

