



U.S. Department of the Interior
Bureau of Indian Education

.....

Tribal Interior Business Council (TIBC) Education Subcommittee

Sharon Pinto, Deputy Director, School Operations, BIE
Larry Palmer, Supervisory Budget Officer, BIE
Doug Ward, Supervisory Budget Analyst, BIE
Dr. Maureen Lesky, Project Manager, BIE

March 23, 2022



AGENDA

- 2021 In Review
- 2022 Enacted Budget & Transfer Funds
- COVID-19 Funding Status
- BIE Blanket Waiver Update
- BIE Key Initiatives
- eLMS (Education Learning Management Program)
- Fiscal Monitoring and 2023 Budget Update
- Questions & Answers



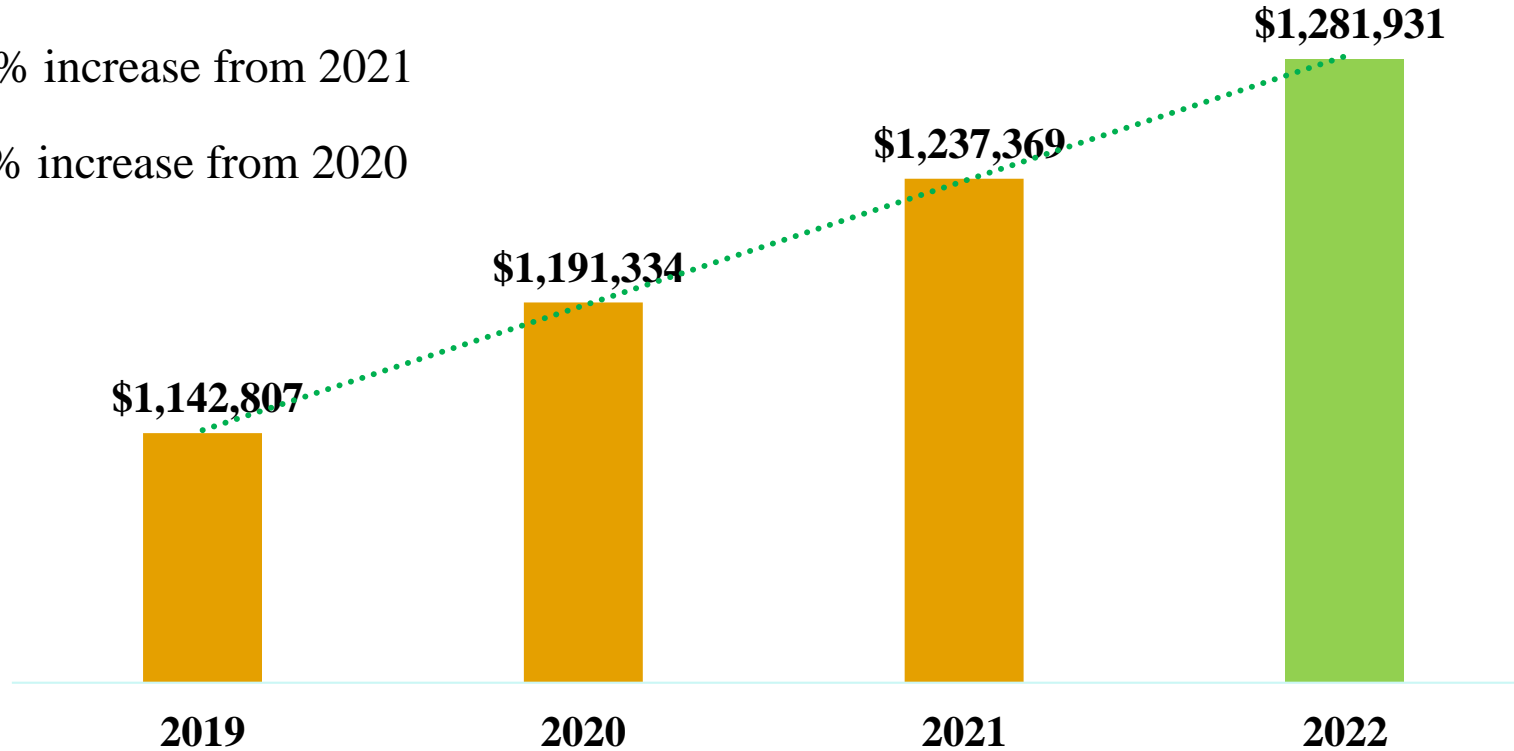
FY 2021 In Review

- ✓ BIE Strategic Direction Implementation
- ✓ ISEP Program Listening Session
- ✓ ISEP Student Transportation Listening Session
- ✓ American Rescue Plan Consultation
- ✓ Distribution of \$850 million in APRA funds
- ✓ Blanket Waiver Approval
- ✓ Obligated 100% of CARES Act/ESF-I/BIE Direct Funds



FY 2022 Enacted Budget (\$000)

- FY 2022 – 4.5% increase from 2021
- FY 2022 – 8.0% increase from 2020



2022 Comparative Table		2021	2022	Change
TOTAL, OPERATION OF INDIAN EDUCATION PROGRAMS		973,092	1,017,601	44,509
TOTAL, EDUCATION CONSTRUCTION		264,277	264,330	53
TOTAL, BIE		1,237,369	1,281,931	44,562



FY 2022 OIEP Budget

- +Increases
- No Decreases
- +Fixed Costs
- +4.5% Overall

ELEMENTARY & SECONDARY PROGRAMS (Forward Funded)	2021 Enacted	2022 Enacted	Change
ISEP Formula Funds	426,838	440,784	13,946
ISEP Program Adjustments	5,585	5,844	259
Education Program Enhancements	14,451	16,513	2,062
Tribal Education Departments	5,000	5,003	3
Student Transportation	58,143	59,616	1,473
Early Child & Family Development	21,000	21,655	655
Tribal Grant Support Costs	86,884	89,450	2,566
Total, ELEMENTARY & SECONDARY PROGRAMS (Forward Funded)	617,901	638,865	20,964
Facilities Operations	69,785	70,189	404
Facilities Maintenance	61,999	62,421	422
Juvenile Detention Center Education	553	554	1
Johnson-O'Malley Assistance Grants (TPA)	21,140	21,198	58
Total, ELEMENTARY & SECONDARY PROGRAMS	153,477	154,362	885
Haskell & SIPI	26,258	28,622	2,364
Tribal Colleges & Universities	76,510	76,510	
Tribal Technical Colleges	8,151	8,151	
Total, POST SECONDARY PROGRAMS (Forward Funded)	110,919	113,283	2,364
Tribal Colleges & Universities Supplements (TPA)	1,220	1,220	
Scholarships & Adult Education (TPA)	34,833	40,541	5,708
Special Higher Education Scholarships	3,492	4,992	1,500
Science Post Graduate Scholarship Fund	2,950	4,450	1,500
Total, POST SECONDARY PROGRAMS	42,495	51,203	8,708
TOTAL EDUCATION PROGRAM MANAGEMENT	32,956	+36,063	3,107
Education IT	15,344	23,825	8,481
Total, EDUCATION MANAGEMENT	48,300	59,888	11,588
TOTAL, OPERATION OF INDIAN EDUCATION PROGRAMS	973,092	1,017,601	44,509



FY 2022 Education Construction (\$000)

- Continuity
- Steady State

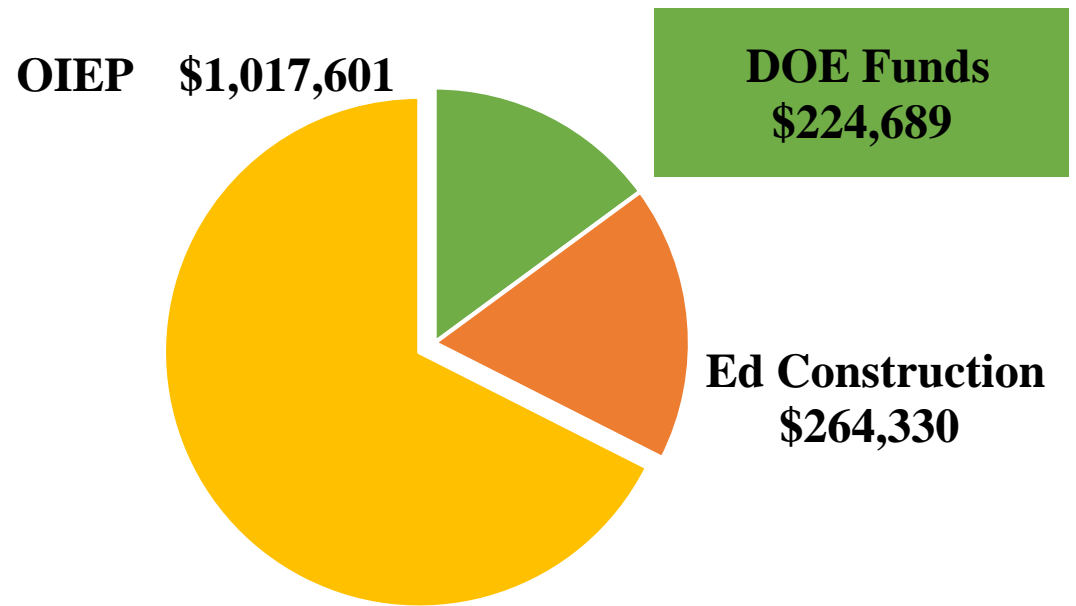
EDUCATION CONSTRUCTION	2021 Enacted	2022 Enacted
REPLACEMENT SCHOOL CONSTRUCTION	115,504	115,504
REPLACEMENT FACILITY CONSTRUCTION	23,935	23,935
REPLACEMENT / NEW EMPLOYEE HOUSING	1,000	1,000
EMPLOYEE HOUSING REPAIR	13,581	13,589
FACILITIES IMPROVEMENT & REPAIR	95,257	95,302
TRIBAL COLLEGES FACILITIES IMPROVEMENT & REPAIR	15,000	15,000
TOTAL, EDUCATION CONSTRUCTION	264,277	264,330

- ✓ Maintains pace of 2021 investments
- ✓ Invests in Employee Housing and Repair
- ✓ Continues TCU FI&R funding



FY 2022 DOE Transfer Funds (\$000)

➤ Overall Discretionary Annual Funding of nearly \$1.5 Billion

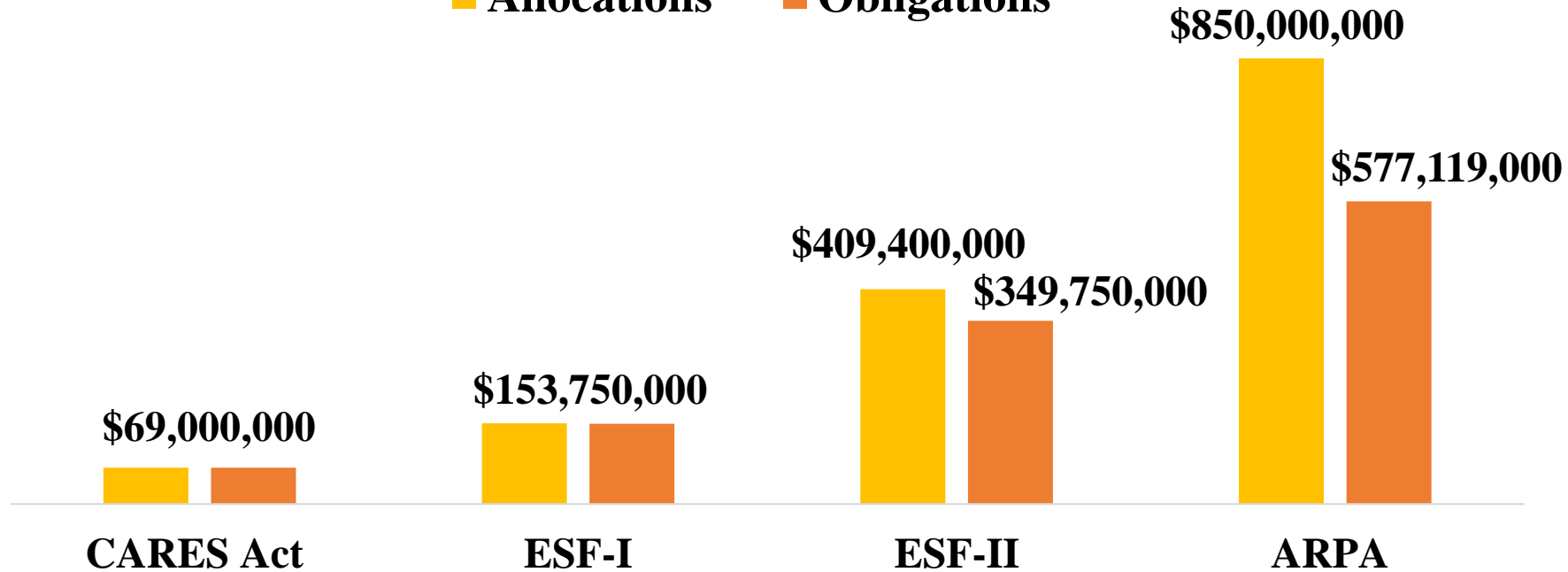


- ✓ Annual DOE funds total over 20% of OIEP funds
- ✓ Provides targeted funding for students & school improvements



COVID-19 Funding Status

■ Allocations ■ Obligations



Description	Allocations	Obligations	Percent	10% Reserve	Reserve Obligations	Percent
CARES Act	\$ 69,000,000	\$ 69,000,000	100%	NA	NA	NA
ESF-I	\$ 153,750,000	\$ 153,400,000	100%	\$ 15,375,000	\$ 15,340,000	100%
ESF-II	\$ 409,400,000	\$ 349,750,000	85%	\$ 40,940,000	\$ 39,740,000	97%
ARPA	\$ 850,000,000	\$ 577,119,000	68%	\$ 85,000,000	\$ 9,200,000	11%

✓ Approved Reserve Reallocations to Schools



BIE School Year 22-23 Blanket Waiver

➤ Holds Funding Harmless

- ✓ Protects School Funding from COVID-19 Impacts
- ✓ Supports continuity of ISEP & Student Transportation Funding
- ✓ 2022 Appropriation Increases ISEP Weighted Student Unit (WSU)
- ✓ 2022 Appropriation Increased Student Transportation Mileage Rate
- ✓ ISEP Contingency Funds Available (1% of ISEP Appropriation)



BIE Key Initiatives



- ✓ eLMS (Education Learning Management System)
- ✓ Replacement of Legacy IT Systems (WebET 2.0)
- ✓ Stand-up of Self-Determination Office
- ✓ Pathways Coordinator - Internships & Recruitment
- ✓ Social Emotional Learning (SEL) Project including development of SEL curriculum for schools
- ✓ BIE taking on Safety & Property Management functions

eLMS Site Activities

- ✓ Unified eLMS (Education Learning Management System)
- ✓ Assess internet capabilities & IT infrastructure requirements
- ✓ Create initial reports on state of IT and procurement recommendations
- ✓ Community of Practice
- ✓ Improve collaboration, common shared resources, and learning opportunities





eLMs Phase 1 Infrastructure Investments

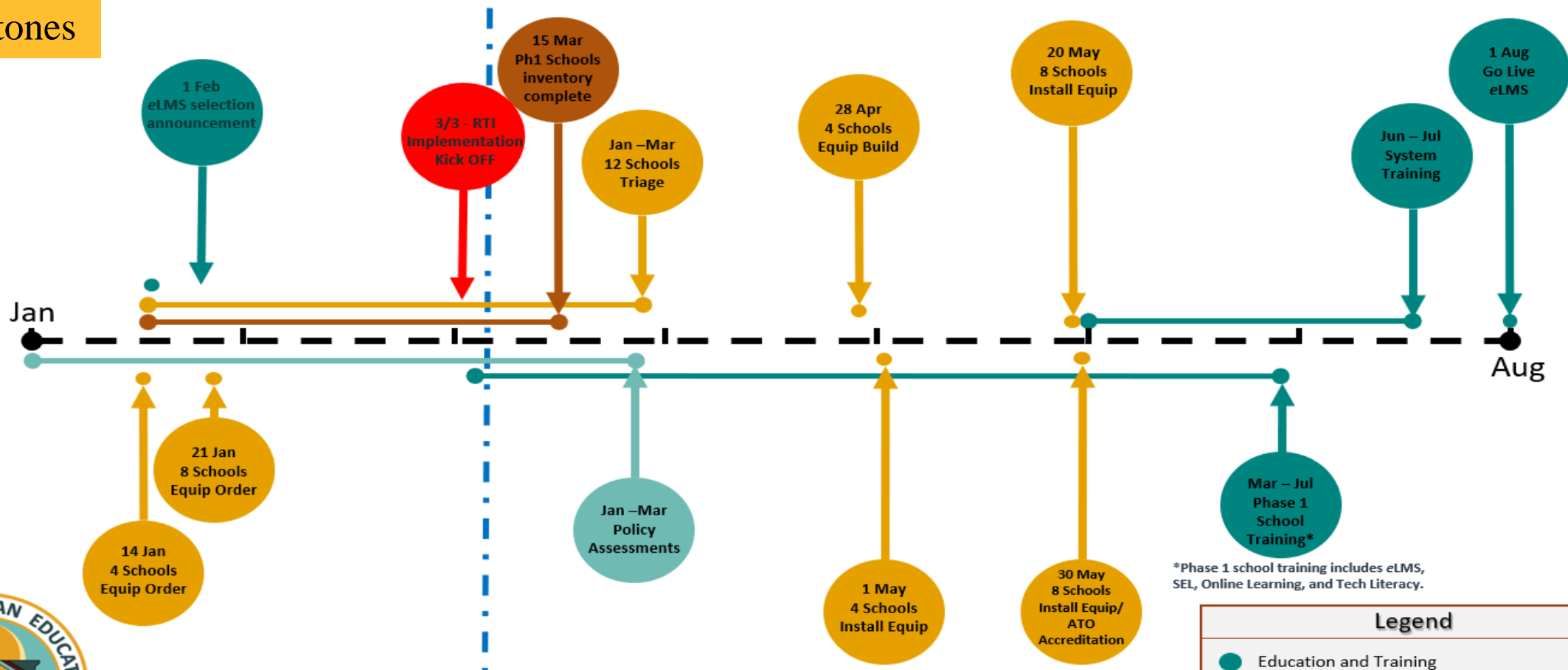
- 1. Aneth Community School**
- 2. Baca/Dlo'ay Azhi Community School**
- 3. *Beclabito Day School**
- 4. Bread Springs Day School**
- 5. Lake Valley Navajo School**
- 6. Pine Ridge School**
- 7. San Ildefonso Day School**
- 8. *Taos Day School**
- 9. *Tohono O`odham High School**
- 10. Tonalea Day School**
- 11. T`siya Day School**
- 12. *Wingate Elementary School**

***Go live August 2022**

Strategic Transformation of Education Plan


eLMS Milestones

STEP Milestones



*Phase 1 school training includes eLMS, SEL, Online Learning, and Tech Literacy.


Legend	
●	Education and Training
●	IT
●	Policy and Procedure
●	Logistics
●	Communication



FY 2022 Fiscal Monitoring

School		Month
Bug-O-Nay-Ge-Shig School	TCS	March
Porcupine Day School	TCS	April
Wingate Elementary School	NAV BOS	April
Casa Blanca Community School	TCS	April
Turtle Mountain Middle School	BOS	May
Tohajiilee Day School	TCS	Date Pending

- ✓ Annual Reviews Required Under Indian Affairs Manual/Policy
- ✓ Reviews ensure BIE programs support strong financial management
- ✓ BIE Performance Office teams with School Ops Grant & Fiscal Staff
- ✓ School leaders receive post-review reports within 30 days



FY 2023 Budget Outlook



- ✓ BIE 2023 Presidents Request Available Soon
- ✓ Request priorities serving our schools and communities
- ✓ Request supports post-COVID Education & Wellness needs
- ✓ More information will be available on BIE.edu



U.S. Department of the Interior

Bureau of Indian Education

[Academic Success](#) ▾

[School Operations](#) ▾

[School Directory](#)

[Colleges](#) ▾

[About Us](#) ▾

[Human Resources](#) ▾

[Consultations & Initiatives](#)

[Events Calendar](#)



Questions & Answers

Mvto HiyHiy LemLmts Wado
DaWaEh Miigwech Wopila
Pinangigi Wimblahoho
Quyana Baasee AnaaBasee Wopila
Ahéhee HirirweTudahe
Pilamiya
Nya:Weh Aho
Thank You Tansi

