



Qmotion[®]uk
advanced shading systems

Battery Change
Set Up and User Guide

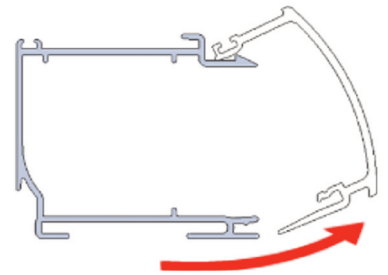

Roller Blinds

1. Check you have a full set of new Alkaline D Cell batteries ready to install.
2. Carefully remove any fascia you may have covering the blind.
3. Pull the blind hem bar past the lower limit until you see the metal tube.
4. When the battery cover is visible, hold the hem bar or the metal tube, the blind will try to return to its 'lower' limit for a second and then stop.
5. Remove the battery cover by hand.
6. Remove the old batteries, they are held in place by a spring so the 1st one will be tight.
7. Use a pointed object to slide the rest of the batteries to the opening and remove them.
8. Install the new batteries taking care to insert them the correct way.
9. The last battery will be tight.
10. Replace the plastic battery cover making sure it is flush with the outer surface of the tube
11. From the controls send the blind to its upper position.
12. If the new batteries are installed within 30 minutes the blind will retain all of its settings and limits.
13. Recycle the old batteries.




Roman Blinds

1. Check you have a full set of new Alkaline D Cell batteries ready to install.
2. Carefully remove the fabric away from the Velcro on the front cover of the headrail.



3. Remove the front cover of the Head Rail, it is tight so take care not to mark or damage the fabric, use a flat tool to make it easier.
4. On the right hand side you will see the motor and battery assembly.
5. Remove the old batteries, they are held in place by a spring so the 1st one will be tight.
6. Install the new batteries taking care to insert them the correct way.
7. The last battery will be tight.
8. Replace the Head Rail cover making sure it is seated correctly and inline.
9. From the controls send the blind to its upper position.
10. If the new batteries are installed within 30 minutes the blind will retain all of its settings and limits.
11. Recycle the old batteries.



Batteries

QMotion use batteries for a wide range of products, please take care to use batteries that can be recycled.

There are numerous makes and types of batteries on the market, it is important to use a well known good quality long life Alkaline D Cell, DO NOT use rechargeable batteries at all.

Signs that the batteries may need changing

1. The blind is visibly slower than others or slower than it was.
2. The blind fails to respond to control signals and “Tug” commands.

How many batteries?

QMotion Product	394mm – 559mm	600mm – 625mm	630mm – 1067mm	756mm – 2438mm	883mm – 3658mm
Roller	3 AA	3 D	4 D	6 D	8 D
Roman	4 D	4 D	4 D	6 D	6 D
Honeycomb	4 D	4 D	4 D	6 D	6 D
Venetian	4 D	4 D	4 D	6 D	6 D