
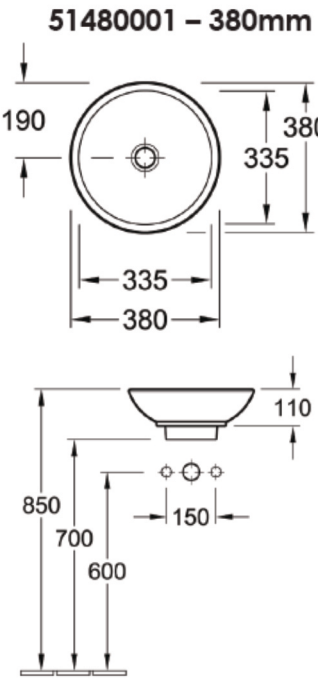
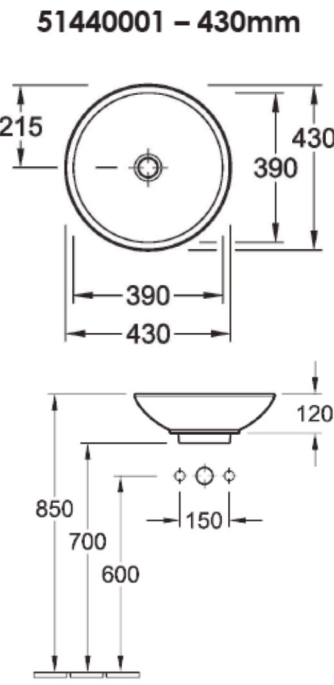




*Just*  
BATHROOMWARE

## LOOP VESSEL BASIN ROUND LOW PROFILE

Product Image	Technical Specification
	<div style="display: flex; justify-content: space-around;"> <div style="text-align: center;"> <p><b>51480001 – 380mm</b></p>  </div> <div style="text-align: center;"> <p><b>51440001 – 430mm</b></p>  </div> </div>
<p>Installation Notes: □ No cut-outs should be attempted in bench top without having the actual Basin/s that are going to be installed. □ Only Silicon based adhesives should be used, not epoxy resins. □ Overflow hole should be positioned closest to the front of the cabinet.</p>	

Description	
<p>Loop Vessel Basin Round Low Profile</p>	
<b>51480001</b>	Vessel Basin Round 380mm
<b>51440001</b>	Vessel Basin Round 430mm

Additional Information
<ul style="list-style-type: none"> <li>Note Basin Supplied: No taphole with overflow &amp; ceramic waste fitting</li> </ul>

