

# youthbomb

## Nanomist Activator

### Hit the Reset Button *on AGING*

Our **Youthbomb™ Nanomist Activator** is a ultrasonic youth-igniting device that uses Nano Atomization technology to deliver millions of moisturizing water particles deep into the skin. When fueled with a dropper full of our patent-pending **Nanomist Activator Concentrate™** and super-powered with our **InstaLift™**, prepare for a dreamy cloud-like infusion of anti-aging results that you can feel and see instantly. Think of it as the ultimate zen treatment for healthy, youthful skin.

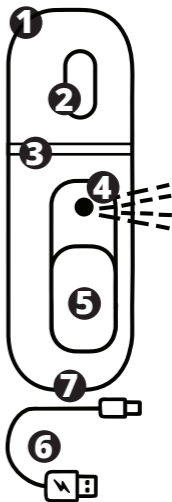


## Put it in your Pocket or Throw it in your Purse for All Day Use

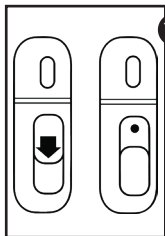
The Youthbomb Nanomist Activator is versatile and easy-to-use wherever you may go. Featuring cordless operation, USB rechargeability and light-weight portability, it's super convenient to use. One charge will give you several hours of continuous benefits.

### Features:

- 1** Cap
- 2** Water Well
- 3** Power/Usage Indicator Light
- 4** Spray Nozzle
- 5** On/Off Sliding Button
- 6** Micro-USB Charging Cable.
- 7** Charging Port

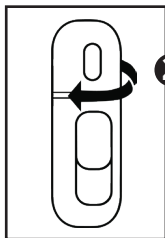


# Getting Started & Preparing your Youthbomb™ Nanomist Activator



1

Each device comes fully charged and ready for use! One full charge offers about 50 uses. To recharge, plug the USB charging cable into the bottom of the Nanomist Activator and connect to a USB electrical power source to begin charging. Indicator light will blink red when charging. No need to press any button. Device is fully charged in about 1 hour. When the indicator light stops blinking, the device is fully charged.

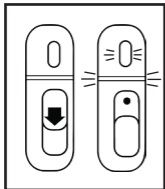


2

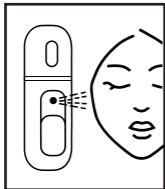
To access the water well, twist cap off using counter clockwise motion.

# Using the Nanomist Activator

## *How to Get Fast, Flawless Youthful Results*



Push down the On/Off Sliding Button. Blue indicator light will turn on and nano-misting will begin. Push up on the On/Off Sliding Button to turn off.



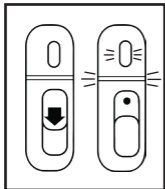
Hold Nanomist Activator about 4-5 inches from your face, neck or décolleté for best results. Close your mouth and eyes during use.



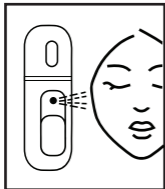
For maximum results, repeat use frequently throughout the day. You can never overdo it. Enjoy!

# Using the Nanomist Activator

## *How to Get Fast, Flawless Youthful Results*



Push down the On/Off Sliding Button. Blue indicator light will turn on and nano-misting will begin. Push up on the On/Off Sliding Button to turn off.



Hold Nanomist Activator about 4-5 inches from your face, neck or décolleté for best results. Close your mouth and eyes during use.

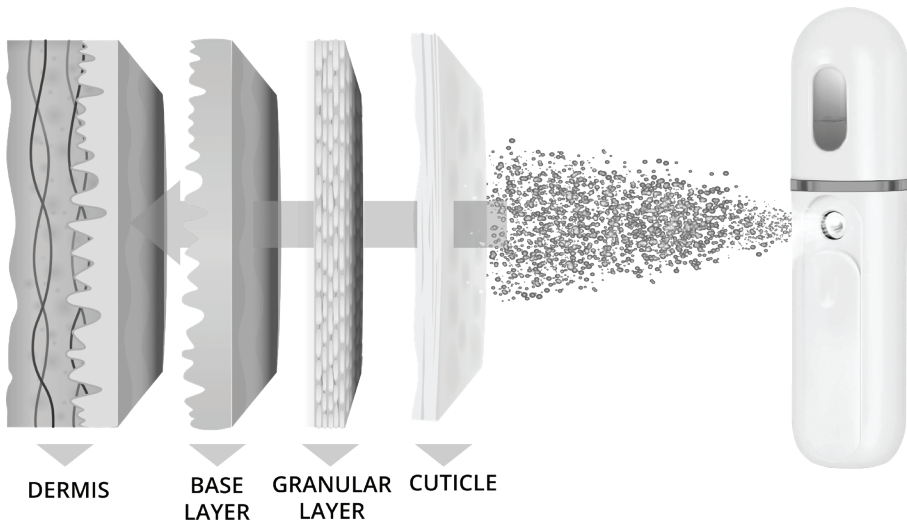


For maximum results, repeat use frequently throughout the day. You can never overdo it. Enjoy!

# MORE THAN SKIN DEEP

*Nano Delivery Puts the Power of Anti-Aging  
in Your Hands*

Our Nano Atomization technology nano amplifies the most potent anti-aging ingredients to deliver the youthful benefits of millions of micro particles (300-500 nanometers) with targeted precision and instant skin absorption.



## **Nanomist Activator FAQs & Troubleshooting**

### **My Nanomist Activator shut off without me turning it off?**

The Nanomist Activator times out after about 60-90 seconds of continuous use. This happens to conserve the life of the battery. Simply turn it off and on to continue use. Also, be sure to charge your Nanomist Activator at the end of the day like you do your phone so it's always ready to go when you are.

### **Do I need to prep my skin to use the Nanomist Activator?**

No. The ultra fine mist of the Nanomist Activator delivers active ingredients to the deepest layer of the skin without any skin prepping necessary.

### **Can I use the Nanomist Activator on other parts of my body?**

Even though we have designed the Nanomist Activator for use on the face, neck and décolletage areas, you can certainly use it on other small areas of your body that are dry, inflamed, or in need of moisture. The water well is small, but it's very easy and fast to refill. Use

with the skin rejuvenating Nanomist Activator Concentrate as often as desired.

**Can I use the Nanomist Activator with other solutions or concentrates?**

No. This device is not intended for use with other products or ingredients and should only be used with the Nanomist Activator Concentrate and as directed. Adding different solutions or concentrates to the device, may clog the nozzle and/or cause permanent damage to the sensitive nanoatomization technology. Using the device with other materials will void the Nanomist Activator device warranty for replacement.



## General Care & Safety

- Keep out of reach of children.
- Do not operate without the Nanomist Activator Concentrate or with another solution added unless cleaning the device.
- Avoid spraying directly into eyes and mouth.
- Do not intentionally inhale Nanomist vapors.
- Empty the Nanomist Activator water well if not in use for long periods of time.
- To protect atomizing components, do not touch the spray port. Close the sliding button over the spray port after each use. To prevent any build up of residue on the delicate atomization membrane, fill the mister with purified or mineral water and allow the device to run for one full misting cycle (about 60-90 seconds). Gently rinse the water well with purified water and allow to dry. This should be done after every 4 refills for optimal misting. Do not add any other cleaning solutions including alcohol, detergents, or acids.

### *Disclaimer*

*All statements and benefits are based solely on individual ingredients, not on the finished product. Always consult your physician before making any dietary changes or starting any nutrition, weight control or exercise program.*