



# 2014 MEDIA GUIDE



# 2014 SAN FRANCISCO 49ERS SCHEDULE

## PRESEASON

Date	Opponent	Local Time	Pacific Time	Network
Thursday, August 7	@ Baltimore	7:30 p.m.	4:30 p.m.	KPIX 5
<b>Sunday, August 17</b>	<b>Denver</b>	<b>1:00 p.m.</b>		<b>KPIX 5</b>
<b>Sunday, August 24</b>	<b>San Diego</b>	<b>1:00 p.m.</b>		<b>FOX</b>
Thursday, August 28	@ Houston	7:00 p.m.	4:00 p.m.	KPIX 5

## REGULAR SEASON

Date	Opponent	Local Time	Pacific Time	Network
Sunday, September 7	@ Dallas	3:25 p.m.	1:25 p.m.	FOX
<b>Sunday, September 14</b>	<b>Chicago</b>	<b>5:30 p.m.</b>		<b>NBC</b>
Sunday, September 21	@ Arizona	1:05 p.m.		FOX
<b>Sunday, September 28</b>	<b>Philadelphia</b>	<b>1:25 p.m.</b>		<b>FOX</b>
<b>+Sunday, October 5</b>	<b>Kansas City</b>	<b>1:25 p.m.</b>		<b>FOX</b>
Monday, October 13	@ St. Louis	7:30 p.m.	5:30 p.m.	ESPN
+Sunday, October 19	@ Denver	6:30 p.m.	5:30 p.m.	NBC
<b>Sunday, October 26</b>	<b>BYE</b>			
<b>+Sunday, November 2</b>	<b>St. Louis</b>	<b>1:05 p.m.</b>		<b>FOX</b>
+Sunday, November 9	@ New Orleans	12:00 p.m.	10:00 a.m.	FOX
*Sunday, November 16	@ New York Giants	1:00 p.m.	10:00 a.m.	FOX
<b>*&amp;Sunday, November 23</b>	<b>Washington</b>	<b>1:25 p.m.</b>		<b>CBS</b>
<b>Thursday, November 27</b>	<b>Seattle</b>	<b>5:30 p.m.</b>		<b>NFL Network</b>
*Sunday, December 7	@ Oakland	1:25 p.m.		FOX
*Sunday, December 14	@ Seattle	1:25 p.m.		FOX
<b>^Saturday, December 20</b>	<b>San Diego</b>	<b>1:30 p.m. or</b>		<b>NFL Network</b>
		<b>5:15 p.m.</b>		<b>or CBS</b>
<b>*Sunday, December 28</b>	<b>Arizona</b>	<b>1:25 p.m.</b>		<b>FOX</b>

+For the first time, flexible scheduling may be applied in Weeks 5-10. During that period, flexible scheduling can be used in no more than two weeks by shifting a Sunday afternoon game into primetime and moving the Sunday night game to an afternoon start time.

&For the first time, a select number of games are being "cross-flexed," moving between CBS and FOX to bring potentially under-distributed games to wider audiences.

\*\*"Flexible scheduling" will be used in Weeks 11-17 as it has been in recent years. In Weeks 11-16, the schedule lists the games tentatively set for Sunday Night Football on NBC. Only Sunday afternoon games are eligible to be moved to Sunday night, in which case the tentatively scheduled Sunday night game would be moved to an afternoon start time. Flexible scheduling will not be applied to games airing on Thursday, Saturday or Monday nights. A flexible scheduling move would be announced at least 12 days before the game. For Week 17, the Sunday night game will be announced no later than six days prior to December 28. The schedule does not list a Sunday night game in Week 17, but an afternoon game with playoff implications will be moved to that time slot. Flexible scheduling ensures quality matchups in all Sunday time slots in those weeks and gives "surprise" teams a chance to play their way into primetime.

^The broadcasting network and start time for the 49ers Week 16 matchup with the San Diego Chargers will be set at a later date. If the game airs on NFL Network, kickoff will be 1:30 p.m. PT. If the game airs on CBS, kickoff will be 5:15 p.m. PT.

## 49ERS MEDIA GUIDE CREDITS

<b>Editors:</b>	Bob Lange, Mike Chasanoff, Dan Beckler, Roger Hacker, Talia Malik
<b>Editorial Assistants:</b>	Jake Pisani, Peter Volmut, Charles Kingsbury
<b>Photography:</b>	Terrell Lloyd, Michael Zagaris and Kym Fortino
<b>Historical Photography:</b>	Bill Fox, Jeff Bayer, Frank Rippon, Dennis Desprois, Dave Beronio

Presented by



# TABLE OF CONTENTS

## ORGANIZATION

2014 Schedule.....1  
 Table of Contents.....2  
 Club Directory..... 3-4  
 Denise DeBartolo York & John York - Co-Chairmen..... 5-6  
 Jed York - Chief Executive Officer .....7  
 Trent Baalke - General Manager..... 8  
 Paraag Marathe - President..... 9  
 Al Guido - Chief Operating Officer .....10  
 Executives & Vice Presidents .....11-20

## LEVI'S® STADIUM

Levi's® Stadium Media Guide ..... 21-47

## COACHES & FOOTBALL STAFF

Jim Harbaugh - Head Coach ..... 48  
 All-Time 49ers Head Coaching Records ..... 49  
 Coaching Staff.....50-79  
 Pronunciation Guide .....80  
 All-Time 49ers Coaches .....81-82  
 Jeff Ferguson - Vice President of Football Operations .....83  
 Dr. Fergus Connolly - Director of Elite Performance..... 84  
 Mike Williams - Director of Pro Personnel .....85  
 Matt Malaspina - Director of College Scouting..... 86  
 Brian Hampton - Director of Football Administration.....87  
 Player Personnel ..... 88-94  
 Athletic Trainers.....95  
 Equipment Managers .....96-97  
 Video Operations .....97-98  
 Groundskeepers..... 99  
 Logistics.....100  
 Communications.....101-103

## PLAYERS

Alphabetical Roster ..... 104  
 Veteran Player Bios..... 105-307  
 2014 Rookie Bios ..... 308-321

## 2013 SEASON REVIEW

2013 Regular Season Statistics..... 322-323  
 2013 Postseason Statistics ..... 324-325  
 2013 Player Participation ..... 326-327  
 2013 Game-by-Game Starters/Inactives.....328  
 2013-14 Transactions..... 329-331  
 2013 Game-by-Game Team Statistics..... 332-348  
 2013 Game Summaries ..... 349-367

## RECORDS

Individual Records.....368-402  
 Opponent Individual Records.....403  
 Team Records ..... 404-407

## POSTSEASON

Postseason History .....408-409  
 Individual Postseason Records ..... 410-416  
 Team Postseason Records..... 417  
 Postseason Game Summaries.....418-430

## ALL-TIME RESULTS

49ers Composite Results..... 431  
 1946-49 Schedule & Results..... 431  
 Year-by-Year Results & Statistics..... 432-495  
 Record vs. Opponents..... 496-504  
 Primetime Games .....505  
 Monday Night Football Records .....506-507  
 Offensive and Defensive Rankings..... 508  
 Overtime Games .....508-515  
 Preseason Results ..... 516-518  
 Home/Away Records.....519  
 NFC West Standings .....520

## HISTORY

Anthony J. Morabito - 49ers Founder ..... 521  
 49ers Team Awards ..... 522-523  
 NFL Award Winners ..... 524  
 All-Time Player of the Month ..... 524  
 All-Time Player of Week..... 525  
 Edward J. DeBartolo Sr. 49ers Hall of Fame.....526-529  
 49ers Pro Football Hall of Famers.....530  
 Retired Jerseys.....530  
 Pro Bowlers ..... 531  
 All-Pros..... 532-533  
 49ers Trade History .....534-536  
 All-Time Roster ..... 537-545  
 All-Time Practice Squad Roster .....546-548  
 All-Time Undrafted Rookie Free Agents To Make The Roster....549  
 49ers Starters ..... 550-556  
 Historical Highlights..... 557-567  
 49ers All-Time Presidents & Personnel Directors.....568

## DRAFT HISTORY

49ers AAFC Draft (1946-49) .....569  
 49ers All-Time NFL Draft.....569-577

### TRAINING FACILITY AND BUSINESS OFFICE

SAP PERFORMANCE FACILITY  
 4949 MARIE P. DEBARTOLO WAY  
 SANTA CLARA, CA 95054  
 PHONE: (408) 562-4949

### VISA BOX OFFICE

LEVI'S® STADIUM  
 4900 MARIE P. DEBARTOLO WAY  
 SANTA CLARA, CA 95054  
 PHONE: (408) 579-4449

### 49ERS OFFICIAL WEBSITE

[www.49ers.com](http://www.49ers.com)

### 49ERS ON TWITTER

@49ers  
 @49ersPR

### 49ERS ON INSTAGRAM

@49ers

### 49ERS ON FACEBOOK

[www.facebook.com/SANFRANCISCO49ERS](http://www.facebook.com/SANFRANCISCO49ERS)

### LEVI'S® STADIUM WEBSITE

[www.levisstadium.com](http://www.levisstadium.com)

### LEVI'S® STADIUM ON TWITTER

@LevisStadium

### LEVI'S® STADIUM ON INSTAGRAM

@LevisStadium

### LEVI'S® STADIUM ON FACEBOOK

[www.facebook.com/levisstadium](http://www.facebook.com/levisstadium)

### STADIUM OPERATIONS

LEVI'S® STADIUM  
 4900 MARIE P. DEBARTOLO WAY  
 SANTA CLARA, CA 95054  
 PHONE: (408) 673-2100

### COLORS

49ERS RED (PANTONE 187C)  
 49ERS GOLD (PANTONE 872C METALLIC)

### FOUNDED

1946. JOINED NFL IN 1950

Please visit the 49ers media site to find the digital version of the media guide, as well as updated statistics, rosters, transcriptions, audio files and much more at <http://media.49ers.com>.

# SAN FRANCISCO 49ERS DIRECTORY

## OWNERSHIP

Denise DeBartolo York ..... Co-Chairman  
 John York ..... Co-Chairman  
 Jed York ..... Chief Executive Officer  
 John M. Sobrato ..... Co-Owner  
 Mark Wan ..... Co-Owner  
 Gideon Yu ..... Co-Owner

## EXECUTIVE MANAGEMENT

Trent Baalke ..... General Manager  
 Paraag Marathe ..... President  
 Al Guido ..... Chief Operating Officer  
 Cipora Herman ..... Chief Financial Officer  
 Ethan Casson ..... Chief Revenue Officer  
 Larry MacNeil ..... Executive Vice President of Development  
 Patty Inglis ..... Executive Vice President

## COACHING STAFF

Jim Harbaugh ..... Head Coach  
 Brad Seely ..... Asst. Head Coach/Special Teams Coordinator  
 Vic Fangio ..... Defensive Coordinator  
 Greg Roman ..... Offensive Coordinator  
 D.J. Boldin ..... Offensive Assistant  
 Geep Chryst ..... Quarterbacks  
 Ronald Curry ..... Offensive Assistant  
 Reggie Davis ..... Offensive Line  
 Ed Donatell ..... Secondary  
 Ejiro Evero ..... Defensive Assistant  
 Richmond Flowers ..... Offensive Assistant  
 Greg Jackson ..... Assistant Secondary  
 Jim Leavitt ..... Linebackers  
 Mick Lombardi ..... Offensive Assistant  
 Eric Mangini ..... Tight Ends  
 John Morton ..... Wide Receivers  
 Tom Rathman ..... Running Backs  
 Tracy Smith ..... Special Teams Assistant  
 Mike Solari ..... Offensive Line  
 Jim Tomsula ..... Defensive Line  
 Mark Uyeyama ..... Head Strength & Conditioning  
 Kevin Tolbert ..... Assistant Strength & Conditioning  
 Kurt Schmidt ..... Strength, Nutrition & Conditioning Asst.  
 DeAnna McDaniel ..... Admin. Assistant to the Head Coach

## PLAYER PERSONNEL & SCOUTING

Mike Williams ..... Director of Pro Personnel  
 Matt Malaspina ..... Director of College Scouting  
 Quentus Cumby ..... Assistant Director of Pro Personnel  
 Ethan Waugh ..... Senior Personnel Assistant  
 Justin Chabot ..... National Scout  
 Scott Brown ..... Regional Scout  
 Reggie Cobb ..... Regional Scout  
 Chip Flanagan ..... Regional Scout  
 Bob Morris ..... Regional Scout  
 Steve Rubio ..... Regional Scout  
 Joshua Williams ..... Pro Personnel Scout  
 James Hall ..... Scouting/Player Engagement Assistant  
 Kyle O'Dell ..... NFS Scout  
 Matt Adolph ..... Scouting Assistant  
 Tariq Ahmad ..... Scouting Assistant  
 A. J. Highsmith ..... Scouting Assistant

## FOOTBALL OPERATIONS

Brian Hampton ..... Director of Football Admin. & Analytics  
 Mike Libby ..... Manager of Football Administration  
 Kwesi Adofo-Mensah ..... Football R&D Analyst  
 Richard Buffum ..... Contract Administrator  
 Steve Risser ..... Team Logistics Manager  
 Michael Slap ..... Team Logistics Coordinator

## ADMINISTRATION

Carri Wills ..... Executive Administrative Assistant  
 Angela Banister ..... Executive Administrative Assistant  
 Micheline Capaci ..... Legal/Executive Assistant  
 Yolanda Teruel ..... Project Administrative Assistant  
 Jessica Wallace ..... Executive Administrative Assistant  
 Kimmy Minase ..... Executive Administrative Assistant  
 Jackie Brans ..... Executive Administrative Assistant  
 Vilma Meek ..... Office Administrator

## ATHLETIC TRAINING & MEDICAL

Jeff Ferguson ..... Vice President of Football Operations  
 Nate Breske ..... Director of Rehab, Asst. Head Athletic Trainer  
 Manny Rivera ..... Assistant Head Athletic Trainer  
 Fergus Connolly ..... Director of Elite Performance  
 Tim McAdams, M.D. ..... Team Physician  
 William Maloney, M.D. ..... Orthopaedic Surgeon  
 Gary Fanton, M.D. ..... Orthopaedic Surgeon  
 Chris Beaulieu, M.D. ..... Radiologist  
 Joe Leahy, D.C. ..... Chiropractor  
 Robert Bonahoom, DDS ..... Dentist  
 Scott Hyver ..... Team Ophthalmologist

## EQUIPMENT

Steve Urbaniak ..... Head Equipment Manager  
 Donovan "Doc" Dressler ..... Assistant Equipment Manager  
 Jeff Gilbert ..... Assistant Equipment Manager

## VIDEO OPERATIONS

Michael Bracken ..... Video Operations Manager  
 Mark Preto ..... Video Operations Assistant  
 Brian Ziebelman ..... Video Operations Assistant

## ALUMNI RELATIONS

Keena Turner ..... Vice President of Football Affairs  
 Guy McIntyre ..... Director of Alumni Relations  
 Steve Bono ..... Alumni Coordinator  
 Jesse Sapolu ..... Alumni Coordinator  
 Eric Wright ..... Alumni Coordinator

## CHAPLAIN

Earl Smith ..... Team Chaplain

## COMMUNICATIONS

Bob Lange ..... Director of Communications  
 Dan Beckler ..... Senior Manager of Football Communications  
 Roger Hacker ..... Senior Manager of Corp. Communications  
 Mike Chasanoff ..... Manager of Communications  
 Talia Malik ..... Coordinator of Communications

## BROADCAST PARTNERSHIPS

Bob Sargent ..... Director of Broadcasting

## ACCOUNTING & FINANCE

Scott Sabatino ..... Vice President of Finance  
 Esther Chi ..... Senior Manager of Accounting  
 Joan Pires ..... Manager of Payroll  
 Michael Pomares ..... Senior Staff Accountant  
 Kyle Johnson ..... Financial Reporting Accountant  
 Ben Lui ..... Staff Accountant  
 Chris Steele ..... Staff Accountant  
 Anna Nguyen ..... Accounts Payable Accountant

## BUSINESS OPERATIONS

Morrie Eisenberg ..... Director of Business Operations  
 Umesh Johari ..... Manager, Business Operations  
 Moon Javaid ..... Manager, Business Operations  
 Steve Chan ..... Manager, Data Analytics  
 Yi Zhuang ..... Business Operations Analyst  
 Martin Manville ..... Business Operations Analyst  
 Jasmine Robinson ..... Business Operations Analyst  
 Nick Manzo ..... Business Operations Analyst  
 Madison Meade ..... Retail Operations Specialist

## SECURITY

Dan Cory ..... Director of Security  
 Jeff Rodriguez ..... Security Manager  
 Lou Pezzola ..... Security Manager  
 Mike Hughes ..... Security Coordinator  
 John Glischinski ..... Security Coordinator  
 Keith Yocum ..... Security Coordinator

## FACILITIES

Bill Howell ..... Director of Facilities  
 Raul Sandoval ..... Maintenance Supervisor  
 Eduardo Sandoval ..... Custodian  
 Erik Bernal Lozano ..... Custodian  
 Jose Vasquez ..... Custodian  
 Miguel Sandoval ..... Custodian  
 Santiago Jimenez ..... Custodian  
 Armando Sandoval ..... Custodian  
 Sergio Basilio ..... Custodian  
 Rafael Herrera ..... Maintenance Worker  
 Santiago Higareda Banuelos ..... Maintenance Worker

## GROUNDKEEPING

Matthew Greiner ..... Sports Turf Manager/Head Groundskeeper  
 Kyle Calhoun ..... Manager, Groundskeeper  
 Greg Bridges ..... Groundskeeper  
 Ryan Wilson ..... Groundskeeper  
 Ryan Verness ..... Groundskeeper

## 49ERS STUDIOS

Robert Alberino Jr. ..... VP/Executive Producer  
 Aron Kennedy ..... Director of Gameday Productions & Broadcast Operations  
 Scott Kegley ..... Senior Manager of Digital Media  
 Wil Blackwell ..... Senior Producer  
 Taylor Price ..... Senior Reporter  
 Joe Legaz ..... Manager, Gameday Entertainment  
 Ben Cook ..... Manager, Motion Graphics and IPTV Integration  
 Michael Blevins ..... Producer  
 Trey Dillen ..... Producer  
 Eric Stark ..... Digital Media Strategist  
 Andrew Pentis ..... Associate Digital Editor  
 Terrell Lloyd ..... Team Photographer  
 Kym Fortino ..... Team Photographer  
 Michael Zagaris ..... Team Photographer

## MARKETING

Ali Towle ..... Vice President of Marketing  
 Krista Olson ..... Marketing Manager  
 Ben Mayberry ..... Creative Services Manager  
 Michael Sun ..... Graphic Designer  
 Nicole Cohen ..... Jr. Graphic Designer  
 Karen Song ..... Digital Marketing Coordinator  
 Nick Downey ..... Marketing Coordinator  
 Tori Willis ..... Marketing Coordinator  
 Darci Malone ..... Event Coordinator

# SAN FRANCISCO 49ERS DIRECTORY

## COMMUNITY RELATIONS

Joanne Pasternack ..... Director, Community Relations & 49ers Foundation  
 Brandon Moreno ..... Community Relations Manager  
 Jared Muela ..... Youth Football Manager  
 Heather Hooper ..... Community Relations Specialist  
 Maggie Cuneo ..... Community Relations Specialist  
 Tucker Baksa ..... Youth Programs Coordinator

## NEW STADIUM DEVELOPMENT

Jack Hill ..... Project Executive  
 Gina Dombroski ..... Senior Project Accountant  
 Gavin Wong ..... Accounting Assistant

## TICKET OPERATIONS

Jamie Brandt ..... Vice President of Ticket Operations  
 Dustin Albertson ..... Manager, Ticket Operations  
 Trent Bartling ..... Manager, Levi's® Stadium Ticket Ops.  
 Brad Dugan ..... Manager, 49ers Ticket Operations  
 Prima Patel ..... Manager, SBL & Ticket Finance  
 Marcus Wong ..... Ticket Operations Coordinator  
 Meghan Grenier ..... Ticket Operations Specialist  
 Amelia Huie ..... Ticket Operations Specialist  
 Alex Johnson ..... Ticket Operations Specialist  
 Brandon Ransom ..... Ticket Operations Specialist

## LEGAL AFFAIRS

Hannah Gordon ..... Director of Legal Affairs  
 Rahul Chandhok ..... Manager of Government Affairs  
 Jihad Beauchman ..... Corporate Contacts Counsel

## HUMAN RESOURCES

Sean Kundu ..... Director of Human Resources and Employment Counsel  
 Lisa Thompson ..... Senior Manager of Human Resources  
 Harpreet Basran ..... Human Resources Generalist  
 Belem Rios ..... Human Resources Assistant

## TECHNOLOGY

Dan Williams ..... Vice President of Technology  
 Jim Bartholomew ..... Information Technology Engineer  
 Albert Ng ..... Information Technology Engineer  
 John Wallwork ..... Information Technology Engineer  
 Matthew Eclavea ..... Network Engineer

# FORTY NINERS STADIUM MANAGEMENT COMPANY DIRECTORY

## CORPORATE PARTNERSHIPS

Brent Schoeb ..... Director of Corporate Partnerships  
 Nikki Hawkins ..... Senior Manager, Partnership Services  
 Safia Diab ..... Manager, Partnership Services  
 Cassandra Trujillo ..... Manager, Partnership Services  
 Reza Wiriaatmadja ..... Manager, Partnership Services  
 Kevin Futagaki ..... Manager, Partnership Sales  
 Kevin Hilton ..... Manager, Partnership Sales  
 Tyson Lamp ..... Manager, Partnership Sales  
 Nate Racela ..... Coordinator, Partnership Sales & Services  
 Nathalie Arevalo ..... Executive Asst., Corporate Partnerships

## BUSINESS DEVELOPMENT

Chris Giles ..... Director of Business Operations

## MARKETING

Angele Marshall ..... Senior Manager, Special Events  
 Lana Cook ..... Event Planner

## STADIUM OPERATIONS AND LOGISTICS

Jim Mercurio ..... Vice President of Stadium Operations  
 Larry Minasian ..... Director of Stadium Operations  
 Craig Graber ..... Senior Manager, Stadium Operations  
 Dale Moul ..... Senior Manager, Special Event Operations  
 Julian Sakti ..... Senior Manager, Stadium Operations  
 Nelson Ferreira ..... Senior Manager, Audio/Visual Services  
 Matthew Goudreau ..... Manager, Parking & Transportation  
 Bob Mallamo ..... Locker Room Manager  
 Scott Milbourn ..... Manager, Warehouse & Loading Dock  
 Shaun Ram ..... Stadium Operations Manager  
 Eve Alvarenga ..... Stadium Operations Coordinator  
 Cameron Lacson ..... Stadium & Special Events Coordinator  
 Chris Baek ..... Stadium Operations Coordinator  
 Alicia Pratt ..... Stadium Operations Coordinator  
 Tony Vroman ..... Stadium Events Coordinator  
 Bernadette Pullon-Garcia ..... Executive Admin. Assistant

## ENGINEERING

Pat Rogan ..... Director of Engineering Operations  
 Brent Frew ..... Chief Engineer  
 Damon Andrews ..... Assistant Chief Engineer  
 Omar Garcia ..... Stationary Engineer  
 Dan Lee ..... Stationary Engineer  
 Doug Lopez ..... Stationary Engineer  
 Clinton Meyerhoff ..... Stationary Engineer  
 Rick Narayan ..... Stationary Engineer  
 Justin Rhodes ..... Stationary Engineer  
 Chris Scallan ..... Stationary Engineer  
 Scott Sotelo ..... Stationary Engineer  
 Matthew Toman ..... Stationary Engineer  
 Ashley Black ..... Administrative Engineering Coordinator  
 Eric Gunsberg ..... Engineer Apprentice

## GUEST SERVICES

Mike McCarroll ..... Director of Guest Services  
 Keiran Nulty ..... Senior Manager, Guest Services  
 Whitney Smith ..... Guest Services Manager  
 LaShae Ingram ..... Guest Services Coordinator  
 Ryan Osenton ..... Guest Services Coordinator

## MUSEUM

Jesse Lovejoy ..... Museum Director  
 Matt Van Dixon ..... Museum Education Coordinator  
 Beth Atlas ..... Museum Specialist  
 Lisa Santillan ..... Museum Operations Specialist  
 Megan Wirth ..... Museum Education Specialist

## PREMIUM SALES & SERVICES

Sara Scher ..... Senior Manager, Special Events  
 Jarrod Silva ..... Special Events Sales Representative  
 Hilary Barlesi ..... Special Events Sales Representative  
 Kelly Roberts ..... Sales Coordinator  
 Kayla Kilpatrick ..... Tour Program Manager  
 Matt Crowell ..... Tour Program Manager  
 Luis Garza ..... Account Executive Stadium Sales  
 Marta Gola ..... Account Executive, Stadium Sales  
 Jose Martinez ..... Account Executive, Stadium Sales  
 Raymond Tioseco ..... Account Executive, Stadium Sales  
 Josh Steele ..... Account Executive, Stadium Sales



# DENISE DeBARTOLO YORK & JOHN YORK

## CO-CHAIRMEN

Denise and John York bring long and distinguished careers in sports and business to their roles as Co-Chairmen of the San Francisco 49ers, where they combine their passion for building a championship team with their commitment to being the best possible business partners and community citizens.

### A THIRTY-YEAR LEGACY IN BUSINESS AND PRO SPORTS

Since Denise's father, Edward J. DeBartolo Sr., purchased the 49ers in 1977, she has been an integral part of more than three decades of 49ers football, including 44 playoff contests and five Super Bowl victories. Earlier in her career, Denise served as President of the Pittsburgh Penguins hockey team. Under her leadership, the Penguins were revitalized and transformed into a championship team, winning the Stanley Cup. She is one of only 12 women to have her name engraved on the Stanley Cup.

A successful entrepreneur, John spent years as Senior Vice President/Director of Racing Operations for the DeBartolo Corporation, instituting programs designed to enhance the fan experience and raise the profile of thoroughbred horse racing. John, a noted pathologist, began his business career in 1982 as founder of DeYor Laboratories in Youngstown, Ohio. From three employees, he molded the company into a 500-person operation with facilities in three states before selling the company to Corning, Inc. in 1993.

As owners of the 49ers, Denise and John provide the resources and guidance to uphold the 49ers celebrated history and oversee the team's relationship with the Commissioner of the National Football League and other team owners.



### TAKING A LEADERSHIP ROLE IN THE NFL

Denise and John's dedication to the sport of football extends to the top levels of the NFL.

Denise is an active member of the Pro Football Hall of Fame Committee, where she helps to oversee the League's ongoing support of the museum that pays tribute to the triumphs of pro football's greatest stars, including 14 legendary members of the San Francisco 49ers.

John is Chairman of the NFL's Health & Safety Advisory Committee, which was established in 2011. He is also a member of both the League's Audit and International committees, the latter of which he previously served as Chairman. Under his leadership, the 49ers became the first team to play a regular season game outside the borders of the United States, taking on the Arizona Cardinals in front of 100,000 fans at Azteca Stadium in Mexico City. The League expanded its presence abroad with regular season games at Wembley Stadium in London, England, under his direction. San Francisco has played in London's Wembley Stadium twice in the last four years, defeating the Denver Broncos in 2010 and the Jacksonville Jaguars in 2013.

### CELEBRATING THE TEAM'S LEGENDARY HISTORY

Denise and John have played a pivotal role in fostering tremendous relationships with former players and coaches to help celebrate six monumental decades of 49ers football. Over the past decade, Denise and John have brought back every Hall of Fame enshrinee from the 49ers to be honored at Candlestick Park for their tremendous contributions to Bay Area sports.

When Levi's® Stadium opens in 2014, one of the premiere features of the venue will be the 49ers Museum Presented by Sony, which will house the Edward J. DeBartolo Sr. 49ers Hall of Fame. The two-level, 20,000 square foot space will be dedicated to showcasing the past, present, and future of the 49ers organization and its commitment to education and innovation.

Under the guidance of Denise and John, the team hosts its annual alumni weekend event to give all players who have donned the red and gold throughout the team's history a chance to catch up with old friends. They have also worked with players like Joe Montana, Steve Young and Dwight Clark, and the members of the 1981 49ers defense to re-enact and commemorate some of the team's most famous plays such as "The Catch" and the goal line stand that propelled the team to its first Super Bowl victory. As the team said goodbye to Candlestick Park in 2013, the 49ers commemorated many great memories by honoring the Top 10 moments in the storied history of the venue by welcoming back the alumni who help make them all possible.

### ENHANCING THE FAN EXPERIENCE

Denise and John are dedicated to embracing the passion of 49ers fans everywhere. They are committed to giving fans an opportunity to experience the excitement of 49ers football year-round. From the 49ers Foundation's annual Winter Fest fundraiser in Lake Tahoe, to Pasta Bowl in Santa Clara each summer, they have made it their mission to embrace the fans as family.

Levi's® Stadium is the culmination of their vision to create an unparalleled game day experience for 49ers fans. The venue will not only provide fans the ultimate place to enjoy 49ers football, but it will also play host to a number of world-class sports and entertainment events throughout the year. Through the integration of innovative technology, sustainable practices and groundbreaking design elements, Levi's® Stadium will accurately reflect the best of the Bay Area while bringing fans closer to the game.

Visitors to Levi's® Stadium will immediately notice wider, open concourses that look back into the lower bowl so you don't miss a minute of the action while waiting for food. Fans will have plenty of options when they are hungry with more than 180 menu items throughout the stadium. A significant increase in the number points of sale for concessions and merchandise and a drastic increase in the number of restrooms with limit congestion. From their seats, visitors can marvel at 19,000 square-feet of video board space, while using the Levi's® Stadium App to order food or to watch replays of the action on the field. Those who visit the NRG Solar Terrace on the roof of the stadium's suite tower will be treated to unbelievable views, while being shaded by 49 solar panel arrays that will help to make the venue the first NFL stadium to open with LEED Gold certification.

In addition to an extensive roster of sports and entertainment events, Levi's® Stadium is home to three signature locations - The 49ers Museum Presented by Sony, Michael Mina's Bourbon Steak and Pub and the 49ers Team Store. Packaged with the venue's public tours and its special events program, these elements make Levi's® Stadium a year-round destination.

### MAKING A DIFFERENCE IN THE LIVES OF OTHERS

Under the leadership of Denise and John, the team's community outreach programs and 49ers Foundation have grown tremendously.

The San Francisco 49ers Foundation is the non-profit community funding extension of the San Francisco 49ers. Now in its 22nd year, the 49ers Foundation supports development programs for underserved youth that keep them, "Safe, On Track, and In School." The San Francisco 49ers are promoting RESPECT for schools and community by donating a significant portion of the foundation's funding toward family violence prevention programs and activities that teach youth leadership and respect. Since 1992, the Foundation has donated over \$23.3 million to support non-profits, including \$3.3 million in 2013. In 2013, 100% of players participated in one-or-more community program and were joined by ownership, coaching staff, executives and their families at most of these events.

The 49ers ongoing efforts to promote education took significant steps forward in 2014, as Denise and John established two wonderful new programs. The Denise DeBartolo York Education Center, located inside The 49ers Museum at Levi's® Stadium, will provide learning platforms that connect, inspire, and engage students in grades K-8. The curriculum will feature content-rich lessons in STEM (Science, Technology, Engineering, and Mathematics), ingrain invaluable life skills and encourage physical activity. The Center will serve more than 20,000 children free of charge in year one alone.

Funded by the 49ers Foundation, Chevron and other collaborative partners, the 49ers STEM Leadership Institute will be housed at Cabrillo Middle School. Each year the program will accept seventh grade students from the Santa Clara Unified School District who exhibit great promise and desire and prepare them to engage in scientific research, impactful community-changing projects, or become entrepreneurs putting them on the path to enroll in a top-tier university with a STEM major.

"On and off the field, talent alone will not lead to success. The game changer for promising future leaders is to provide a stimulating environment where their natural talent and drive will be fed by motivating mentors, meaningful activities, and academic enrichment. The 49ers STEM Leadership Institute's vision is to be a leader in STEM education, preparing and inspiring talented learners to meet the challenges of the global society through innovation, collaboration, and creative problem solving." - **John York, Co-Chairman of the San Francisco 49ers**

In recognition of their community involvement, the couple has been honored with a number of accolades including the Children Discovery Museum's Legacy for Children Award, City Year's Service Leadership Award, Silicon Valley Exemplary Community Leadership Award by Silicon Valley FACES, Outstanding Corporate Philanthropy Award at the Catholic Charities/Catholic Youth Organization's Loaves & Fishes Dinner, and inclusion on the Top Corporate Philanthropists list for the San Jose/Silicon Valley Business Journal.


The couple's passion for community involvement extends beyond the Bay Area as well. John has been honored with Loyola University's Strich Medal - the highest honor awarded by the school - for his ongoing contributions to his alma mater. Denise and John were honored with the Youngstown Hearing & Speech Center's Great Communicators Award in recognition of their philanthropic leadership. The couple continues to support the Boys and Girls Club of Youngstown and the Mahoning Valley United Way, while also being intimately involved with the Edward J. DeBartolo Sr. Memorial Scholarship Foundation which awards college scholarships to deserving Youngstown area high school seniors.

Denise continues to provide mentoring and tuition assistance for at risk youth throughout all levels of education. She is also involved with the No Stone Unturned Foundation, which provides support for children and their families affected by developmental and neurological disorders. Denise is also passionate about cancer related causes, including The Serenity Garden at the Joanie Abdu Comprehensive Breast Care Center and the A Way With Words Foundation.

### PUTTING FAMILY FIRST

Though Denise and John have accomplished much in their professional careers, they first define themselves as husband, wife and parents.

Their eldest son, Jed, now carries on the family's legacy begun by his grandfather Edward J. DeBartolo Sr., his Uncle Eddie DeBartolo Jr. and his parents, by serving as CEO of the 49ers. Their son, Tony, is currently an entrepreneur in the high-tech industry in the Bay Area, and is involved with support programs for incarcerated juveniles alongside team pastor Earl Smith. Their twin daughters, Jenna and Mara are pursuing careers in oenology in the Napa Valley. All of the York children share their parents' passion for community service and are very active in the 49ers Foundation. Denise and John, have one grandchild, Jaxon, the son of Jed and his wife, Danielle.



# JED YORK

## CHIEF EXECUTIVE OFFICER

10TH NFL SEASON

10TH WITH 49ERS

### BUILDING A CHAMPIONSHIP TEAM

As chief executive officer of the San Francisco 49ers, Jed York oversees all aspects of the organization. Now in his fifth year as CEO, York has been a driving force behind the 49ers recent success on and off the field making bold decisions to return the team to its winning tradition and ultimately the Super Bowl. York recognizes and shares the ongoing passion of the team's faithful fans.

Many now point to 2011 as a significant year in the history of the storied franchise, as York led the organization through a year of great change and prosperity. His promotion of Trent Baalke to general manager, and the subsequent hiring of Jim Harbaugh as head coach, set the wheels in motion for the team's resurgence on the field. The team has since won two NFC West Division titles, advanced to three consecutive NFC Championship Games and a Super Bowl, while posting a 41-14-1 overall record.

York's strong leadership was instrumental in providing his team and its fans a state-of-the-art new home a year ahead of schedule. On April 19, 2012, the Santa Clara Stadium Authority broke ground on Levi's® Stadium and enlisted the 49ers to manage the construction process which achieved a ribbon cutting just two years later. Designed to set a new standard for the stadium experience, Levi's® Stadium is certain to become known as one of the iconic sports and entertainment venues in the world.

### RECOGNIZING THE 49ERS FAITHFUL

A 49ers fan since birth, York recognizes that the success of the 49ers hinges on the team's faithful fans, and he is committed to honoring them for their passion and enthusiasm. Most recently, York recognized the unique opportunities Levi's® Stadium presented the team and its fans, and he directed the organization to capitalize.

From the time Levi's® Stadium was just a concept, creating the ultimate game day experience for 49ers fans was at the core of the York family's vision. The unique approach taken to designing the venue and bringing that vision to life incorporated one of the Bay Area's most notable natural resources - innovative technology. As York has repeatedly stated, Levi's® Stadium may not be the biggest stadium, but it will be the smartest.

With technology woven into its backbone, the building will not only allow visitors to customize their own individual experience through the use of the Levi's® Stadium App, but it will also be able to seamlessly evolve throughout the decades to come. In addition to groundbreaking design elements that bring fans closer to the game, the venue is a showcase for the region's sustainable efforts and world-class wine and cuisine. Fans will also come to recognize Levi's® Stadium as a year round destination that features a restaurant headlined by an award-winning chef and a museum dedicated to honoring the team's storied history, while also using football as a means to educate Bay Area youth.

Under York's leadership, the team established the Edward J. DeBartolo, Sr. 49ers Hall of Fame in 2009, to commemorate the significant accomplishments of some of the team's biggest stars and key contributors. Named for his grandfather and the beloved patriarch of the 49ers, the Hall of Fame automatically inducted those 49ers greats that have either had their jersey numbers retired by the team or have been inducted into the Pro Football Hall of Fame. York, shortly thereafter, announced the Hall of Fame's inaugural inductee, his uncle, Edward J. DeBartolo, Jr., who was enshrined during the 2009 season. The 49ers Hall of Fame now has a home inside the new 49ers Museum presented by Sony at Levi's® Stadium.

Also located inside the 49ers Museum is the newly created Denise DeBartolo York Education Center, which will provide learning platforms that connect, inspire, and engage students. Featuring content-rich lessons in science, technology, engineering and mathematics, the center will be highly interactive as it promotes physical activity and valuable life skills.

### CARRYING ON THE FAMILY'S LEGACY

York's roots with the 49ers run deep. He is the oldest child of Denise and John York, the co-chairmen of the team. York's uncle and godfather, Eddie DeBartolo, also known to fans as "Mr.D", has long served as a mentor.

York began his career as a financial analyst at Guggenheim Partners, a diversified financial services firm. He worked in the firm's New York office in several areas, including private wealth management, hedge funds risk analysis, and collateralized debt obligations.

Born and raised in Youngstown, OH, York was a student athlete at Cardinal Mooney High School where he was captain of the baseball team as well student body president. After high school, York decided to carry on a family tradition by attending the University of Notre Dame, where he earned a degree in both finance and history. York was a member of Phi Alpha Theta, the National History Honors Society.

York credits his parents, his uncle Eddie, and his grandfather Edward DeBartolo, Sr. as being positive role models and for teaching him character values such as integrity, a strong work ethic, and respect for others. He is pleased to carry on his family's commitment to community by serving as a board member at Tipping Point Community, the Common Wealth Club, Bay Area Council, Silicon Valley Leadership Group, and the Council on Foreign Relations.

Besides his tremendous passion for the 49ers, York enjoys traveling, fishing, and playing cards, which he learned from his grandfather.

Jed lives in the Bay Area with his wife, Danielle, and son, Jaxon.





# TRENT BAALKE

## GENERAL MANAGER

17TH NFL SEASON

10TH WITH 49ERS

A veteran of 17 NFL seasons, Trent Baalke enters his 10th year with the 49ers and his fourth as the team's general manager.

During Baalke's tenure, the 49ers have appeared in three consecutive NFC Championship Games and a Super Bowl, while tallying a 5-3 postseason record. The 2011 NFL Executive of the Year, as selected by Pro Football Weekly and the Pro Football Writers of America, earned the honor in just his first season as the 49ers general manager.

Since 2010, the year Baalke began to oversee all player acquisitions as the team's vice president of player personnel, the 49ers draft and free agent classes have produced significant returns. In that span, five of the players acquired have accounted for eight All-Pro selections, while seven of those players have earned Pro Bowl honors. In all, the 49ers have produced 23 All-Pro selections and 30 Pro Bowl acknowledgements over the last three seasons.

At the completion of the 2013 season, 42 players acquired under Baalke's direction remained on the 49ers active roster. Among that group were 16 draft picks, including six regular starters and seven key contributors. Under Baalke's watch, the 49ers have selected 48 players in the last five drafts. Of those drafted players, 31 entered training camp with the team in 2014, and 10 have already logged starts for the team.

Focused on maintaining a strong core of veteran players to provide experience and leadership, Baalke has extended the contracts of a number of 49ers over the last four years, most recently QB Colin Kaepernick. He has also extended the contracts of All-Pro LB Patrick Willis, DT Justin Smith, LB NaVorro Bowman, and LB Ahmad Brooks, and Pro Bowlers TE Vernon Davis and RB Frank Gore.

Prior to his promotion to vice president of player personnel, Baalke was the 49ers director of player personnel from 2008-09, where he oversaw both the college and pro personnel departments. He first joined the franchise in 2005 as the team's western region scout, a position he held through 2007.

Baalke spent four years as a member of the Washington Redskins scouting staff, serving as the college scouting coordinator in his final season. From 2001 to 2003, he served as Washington's national scout and traveled throughout the country in search of rising talent. Before joining the Redskins, Baalke spent three seasons (1998-2000) as a scout with the New York Jets.

From 1990 to 1995, Baalke held the position of defensive line/strength and conditioning coach at South Dakota State. In that role, he helped promote players such as former Pro Bowl guard Adam Timmerman and current NFL kicker Adam Vinatieri to NFL scouts. Baalke then spent time as the athletic director at Shanley High School in Fargo, ND, before moving on to the Jets.

Baalke began his coaching career as a graduate assistant defensive line coach at North Dakota State, in 1989. The team finished with a 14-0 record and a Division II National Championship.

A double major at Bemidji State (MN), Baalke received his bachelor's degree in health and physical education. He went on to earn his master's degree in secondary education and sports administration while coaching at North Dakota State. Baalke played outside linebacker and was an All-Northern Sun Conference and All-Midwest Region honoree at Bemidji.

Trent and his wife, Beth, have two daughters, Katy and Cassie.





# PARAAG MARATHE

## PRESIDENT

14TH NFL SEASON

14TH WITH 49ERS

Paraag Marathe (puh-rawg, muh-RAH-tay) enters his 14th year with the 49ers, and first as team President.

As team President, Marathe is responsible for all of the club's business operations. Marathe spent the three previous seasons as the team's chief operating officer. Under his direction, the 49ers have experienced tremendous progress off the field, with the construction of Levi's® Stadium being the focal point of the club's efforts. His leadership has proven integral to the club's short-term and long-term business strategy, as the team recorded consecutive years of Candlestick Park sellouts, and simultaneously launched a successful sales campaign for Levi's® Stadium.

Marathe is charged with helping bring to life the vision of an unparalleled fan experience at Levi's® Stadium. Levi's Stadium will feature several innovative elements, including the new 49ers Museum presented by Sony, Michael Mina's world-class restaurant - Bourbon Steak and Pub, a television and radio production studio, a 27,000 square foot green roof, and a mobile app allowing fans to personalize their visit to the venue. The stadium will also be home to a premium 49ers store, adding to the team's budding retail sales initiative that already boasts three store locations throughout the Bay Area.

On the football side, Marathe is the club's chief contract negotiator and salary cap architect, and also runs the team's football analytics efforts. He is responsible for the 49ers compliance with the NFL's collective bargaining agreement and works closely with general manager Trent Baalke within football operations.

Marathe has played an integral role in helping the 49ers maintain a solid veteran nucleus, negotiating contract extensions in recent years with a number of key players, including QB Colin Kaepernick, All-Pro LB Patrick Willis, DT Justin Smith, LB NaVorro Bowman, TE Vernon Davis, P Andy Lee, LB Ahmad Brooks and OT Joe Staley, Pro Bowler RB Frank Gore and Pro Bowl alternates DT Ray McDonald, OT Anthony Davis and G Alex Boone. Additionally, Marathe's work during free agency has helped to land accomplished veteran players, such as S Antoine Bethea and K Phil Dawson.

Prior to joining the 49ers, Marathe worked at management consulting firm Bain & Company, as a Senior Associate Consultant, where he advised clients in a variety of industries including private equity, venture capital, computer software, retail, sports footwear, consumer products, and health clubs. Before that, Marathe worked in the sports consulting group at the International Management Group (IMG), where he concentrated primarily on stadium naming rights deals, corporate sponsorships, and athlete endorsements.

A native of Saratoga, CA, Marathe's passion for the 49ers was instilled at a very young age. As an avid Bay Area sports fan, he has rarely missed any 49ers games since he was six years old. Marathe's Bay Area roots run deep, having received his bachelor's degree with high honors from the Haas School of Business at the University of California-Berkeley and his MBA from Stanford University's Graduate School of Business.



# AL GUIDO

## CHIEF OPERATING OFFICER

8TH NFL SEASON

1ST WITH 49ERS

Al Guido enters his first season with the 49ers after being named chief operating officer in January 2014.

Guido oversees a number of key business initiatives for the team: sales, fan experience/service, marketing, stadium operations, corporate communications, business operations and 49ers Studios.

One of the most accomplished executives in the premium sales and service industry, Guido worked intimately with the 49ers and the Santa Clara Stadium Authority since 2010, as the senior vice president of global sales for Legends. In that capacity, he led a suite and SBL sales initiative for Levi's® Stadium that reached a record-setting pace.

As part of the sales campaign, Guido worked closely with the SCSA and the 49ers to define pricing and amenities for the stadium's premium offerings. While serving as the primary spokesman of the sales effort, he oversaw the project's marketing efforts, including the design of a state-of-the-art sales center, as well as the hiring, training and management of 50 sales professionals.

Legends Sales and Marketing clients include but are not limited to: the San Francisco 49ers, the Rose Bowl, the New York Jets, the New York Red Bulls, the Circuit of America's, the Kentucky Derby, Stanford University, Manchester City, and many more.

Prior to joining Legends, Guido served as sales manager for the Dallas Cowboys. In that role, he managed the premium seat department that broke industry records for PSL sales totaling over \$500 million.

Guido joined the Cowboys after having served as the senior director of ticket sales for the Phoenix Coyotes of the National Hockey League. During his term, the Coyotes achieved the first revenue increases in the 10-year history of the franchise and finished in the top five in the NHL for new business sales.

A native of Washington Township, NJ, Guido began his career in the sports and entertainment industry with Comcast-Spectacor, owner and operator of the NBA's Philadelphia 76ers, NHL's Philadelphia Flyers, AHL's Philadelphia Phantoms, Comcast SportsNet and the Wachovia Complex. Guido later went on to serve as the director of business development for the Lakewood Blueclaws (a minor-league affiliate of the Philadelphia Phillies).

A Board Member of City Year San Jose/Silicon Valley, Guido received his bachelor of business administration from the College of New Jersey, where he played wide receiver for the school's football program. He and his wife, Thea, have three daughters, Estella, Sloane and Tatum.



# CIPORA HERMAN

## CHIEF FINANCIAL OFFICER

3RD NFL SEASON

3RD WITH 49ERS

Cipora Herman is in her third season as the 49ers chief financial officer, after having become the first woman named to the position in team history, in 2012. In her role, Herman manages the finance, legal, human resources, information technology and community relations functions of the team. In 2013, Herman led the team responsible for securing the long-term financing for the 49ers new home in Santa Clara, Levi's® Stadium.

Herman joined the 49ers following a successful career in Silicon Valley's Tech industry, having most recently served as treasurer and vice president of finance at Facebook since September of 2007. During her time at Facebook, she was responsible for directing the day-to-day operations of the corporate finance and treasury teams. Herman led numerous rounds of capital raising, both debt and equity, established the global banking infrastructure, and built the budgeting and forecasting framework.

Prior to her stint at Facebook, Herman served as vice president finance and treasurer for Yahoo!. In 2006, she was named to the 40 Under 40 List by Treasury and Risk Magazine. Herman has held other finance and banking positions at Siebel Systems (acquired by Oracle), Hewlett-Packard Co., Agilent Technologies, and Goldman Sachs.

Herman holds an A.B. in International Relations, an M.A. in International Development Policy, and an M.B.A., all from Stanford University.

A native of the Bronx, NY, Herman lives in Los Gatos, CA, with her husband, Vlado, and two children, Sarah and David.



# ETHAN CASSON

## CHIEF REVENUE OFFICER

5TH NFL SEASON

5TH WITH 49ERS

Ethan Casson enters his fifth season with the 49ers, his first as chief revenue officer after having spent the 2013 season as the team's chief sales officer.

In his new role, Casson will oversee all revenue streams for the 49ers organization and, on behalf of the Stadium Authority and its tenants, for Levi's® Stadium. This will include corporate partnerships, broadcast partnerships, luxury suites, premium services, ticket sales, ticket operations and stadium events and tours.

A member of the Sports Business Journal's Forty Under 40 class of 2014, Casson originally joined the team in 2010 as the 49ers vice president of corporate sales. Since that time, he has led the corporate sales and corporate services team, with a primary focus on procuring corporate revenue associated with Levi's® Stadium. He spearheaded the team's efforts in securing a 20-year, \$220 million Stadium Authority naming rights partnership with Levi Strauss & Co. - one of the largest in NFL history. In addition to naming rights, Casson has established many long-term partnerships with the most prominent brands in sports and technology, who will all come together to deliver the ultimate fan experience at Levi's® Stadium. Under Casson's leadership, the team's corporate revenues are among the highest in the NFL.

Prior to the 49ers, Casson was the senior vice president of corporate sales & services and game presentation for the NBA's Minnesota Timberwolves. During his 11 years with the organization, Casson managed a team that focused on the development of integrated marketing programs, traffic-driving retail promotions, and brand activation. He was recognized as a Forty Under 40 honoree by Minneapolis/St. Paul Business Journal, in 2009. Before his tenure with the Timberwolves, Casson worked in Sponsorship Development at ESPN.

Casson currently serves on the board of directors for the Make-A-Wish Foundation Greater Bay Area and was previously a board member for the Make-A-Wish Foundation Minnesota. Additionally, he serves on the board of directors for the Silicon Valley Chamber of Commerce.

He earned a B.S. in sports management from Colby-Sawyer College in New London, New Hampshire. A standout college basketball player, Casson was inducted into the New England Basketball Hall of Fame in July 2013.

He resides with his wife, Lisa, in San Jose.



## LARRY MacNEIL

**EXECUTIVE VICE PRESIDENT  
OF DEVELOPMENT**

**12TH NFL SEASON**

**12TH WITH 49ERS**

Larry MacNeil is in his 12th year with the 49ers, and is responsible for the development of Levi's® Stadium. His work on the stadium project has taken the York family's vision for the Santa Clara site from concept to reality, with the new stadium scheduled to open in 2014.

MacNeil's record in complex development projects is extensive. After beginning his career in public accounting auditing California real estate developers, MacNeil spent 12 years as a partner with a management consulting firm delivering financial solutions to a broad range of companies across the country. Over the course of his career, MacNeil has worked with clients in commercial banking, real estate development and management, insurance, investment banking and transportation. He is a seasoned negotiator, having executed more than \$5 billion in acquisitions, sales and financing transactions.

MacNeil spent 12 years as a senior partner with National Advisors, a San Diego based management consulting firm (1988-2000). He began his career with Kenneth Leventhal & Company, CPAs in Southern California, supervising audit and consulting engagements (1984-88).

MacNeil earned his bachelor's degree in accounting from the University of Kansas and is a licensed CPA (inactive) in California. He resides on the Peninsula with his wife and three children.



# PATTY INGLIS

## EXECUTIVE VICE PRESIDENT

5TH NFL SEASON

5TH WITH 49ERS

Patty Inglis is in her fifth year as executive vice president of the 49ers.

Inglis leads the 49ers' legal and governmental affairs department and is an integral member of the team that made the 49ers new home at Levi's® Stadium a reality. Inglis has worked closely with the City of Santa Clara, surrounding businesses, the NFL and financing sources, as well as the team's ownership and sales executives, to formulate the agreements that paved the way for development, financing, construction and operation of the Levi's® Stadium. In addition to her stadium activities, Inglis oversees all other legal functions, including structural and compliance matters for the 49ers and related companies, as well as strategic planning for ownership.

Inglis is no stranger to the 49ers, having spent the previous nine years as vice president and general counsel of DeBartolo Corporation, the 49ers' parent company, where her responsibilities included management of ownership interests as well as advising in connection with the 49ers' early exploration of new stadium possibilities.

Before joining DeBartolo Corporation, Inglis spent more than 20 years in the private practice of law, advising clients in various industries ranging from entertainment to manufacturing on a wide variety of legal and business matters. In that capacity, she negotiated and oversaw the completion of several billion dollars of merger, acquisition and financing transactions. As a partner in the Corporate and Securities practice group of Benesch, Friedlander, Coplan & Aronoff, Inglis was a member of a major firm's Management Committee and chaired its Hiring Committee.

Inglis, who has been on the boards of several businesses during her career, has also served on the Boards and Executive Committees of several charitable organizations in Cleveland, Ohio and is a member of the Visiting Committee of the Case Western Reserve University School of Law. She divides her time between Santa Clara and Ohio, and has two daughters, Jaclyn and Katie.



# ROBERT ALBERINO JR.

**VICE PRESIDENT/EXECUTIVE PRODUCER**

**18TH NFL SEASON**

**2ND WITH 49ERS**

Robert Alberino is in his second season as the team's vice president/executive producer. He oversees the in-house production team, 49ers Studios, which is tasked with creating all multimedia and broadcasts across the team's various platforms which include television broadcasts, stadium entertainment and 49ers.com. He also oversees all social media and new media for the 49ers.

Before Alberino's arrival in 2013, he served as the vice president of media and marketing for the Kansas City Chiefs. His production division, 65 Toss Power Trap Productions (65TPT), garnered the most broadcast and event-production accolades in Chiefs history. Not only did the Chiefs become the first NFL club to win a New York Festival Award for its work under Alberino, 65TPT was also awarded the franchise's first 18 Emmy Awards in Chiefs history, and captured 41 National Telly Awards.

Prior to that, Alberino spent 13 seasons with the Philadelphia Eagles (1997-2010). During his time with Philadelphia, Alberino was nominated for 140 Regional Emmys and was honored as the winner of 38 statues. The New Haven, Conn. native also received over 100 Tellys and numerous regional accolades for his work with the Eagles Television Network, which he pioneered in his first year with the team.

Alberino was a filmmaker for NFL Films where he served as a writer/director for HBO's Emmy Award-winning program, "Inside the NFL." Alberino also worked at television and radio stations in both Pennsylvania and Connecticut. He continues to serve on the Board of Governors of The First Twenty, a non-profit organization that benefits volunteer firefighters. In 2012, Robert was bestowed an honorary enlistment in the United States Army as a Specialist for his work with multiple bases and the 56th Theater Information Operations Group.

Alberino graduated from Duquesne University in 1992. He and his wife, Lisa, have three children, Jordan, Angelina and Stella GiGi.





# JAMIE BRANDT

## VICE PRESIDENT OF TICKET OPERATIONS

17TH NFL SEASON

7TH WITH 49ERS

Jamie Brandt joined the 49ers in 2008 and now serves as the team's vice president of ticket operations. Brandt oversees all aspects of ticket operations at Levi's® Stadium and also currently carries responsibility as project lead on the Faithful Mile and Levi's® Stadium Fanwalk fan programs. In his career, he has been part of four stadiums or arena openings, including three in the NFL since 1998.

Brandt, who joined the 49ers as the director of ticket sales and service, was instrumental in initially establishing the sales and service culture within the organization upon his arrival in 2008. One of his most important tasks was to methodically construct a team of dedicated sales and service professionals focused on growing and maintaining the 49ers ticket-buying fan base.

In 2012, in his role as the 49ers vice president of ticketing & fan experience, Brandt oversaw gameday entertainment and is responsible for incorporating numerous enhancements to the show, such as the foghorn played during pregame and during the game after 49ers scores. Most recently and as part of the transition from Candlestick Park to Levi's® Stadium, Brandt has engineered a complete makeover of the ticket operations unit from personnel to policies and procedures.

Prior to joining the 49ers, Brandt was the senior director of ticket sales for the Arizona Cardinals from 2001-08. He was responsible for developing annual sales campaigns and overseeing day-to-day sales department activity, as well as overseeing service provided to the team's season ticket holders. In 2006, Brandt led the Cardinals' ticket relocation and new sales campaign for the University of Phoenix Stadium, which opened in the fall of that year. During Brandt's time with the Cardinals, the season ticket base more than doubled and at the time of his departure the Cardinals had established a consecutive home sellout streak and season ticket waiting list for the first time in team history.

From 1997-00, Brandt served as the manager of club seat sales for the Tampa Bay Buccaneers selling the new Raymond James Stadium which opened in September of 1998. During Brandt's time with the Buccaneers, the team officially established a season ticket waiting list for the first time in its history. Brandt left the NFL for one season to assume the role of senior director of sales & administration for the XFL's Orlando Rage in 2001. While the league ceased operations after only one season, Brandt's staff achieved the league's number two overall ranking in ticket sales while operating in the second smallest market.

Brandt started his career in sports with the NHL's Tampa Bay Lightning from 1996 to 1997. Brandt was part of a staff the sold the new Ice Palace Arena (now the Tampa Bay Times Forum) that opened in the fall of 1996.

A 1996 graduate of Eckerd College, located among the sunny beaches in St. Petersburg, Florida, Brandt earned a bachelor's of business management degree with a focus in economics. He resides in San Francisco.



## JIM MERCURIO

**VICE PRESIDENT OF  
STADIUM OPERATIONS**

**21ST NFL SEASON**

**21ST WITH 49ERS**

Jim Mercurio is in his 21st year with the 49ers and his fifth as the vice president of stadium operations.

In his current role, Mercurio oversees all aspects of the day to day operations of Levi's Stadium including executive oversight of event day operations, food and beverage, parking and transportation, guest services, engineering, janitorial medical and other essential event day personnel.

During his two decades with the 49ers, Mercurio has been requested 19 times by the NFL to work its signature event, the Super Bowl. He has been able to lend his expertise in security and stadium management to the NFL's Operations and Security Department at each Super Bowl.

Mercurio's exceptional logistical abilities have proven very useful, as he has helped to lead logistical planning for the team's 2012 appearance in Super Bowl XLVIII in New Orleans, and a 2013 regular season game against the Jacksonville Jaguars in London. Prior to team's the most recent trip to London, he led the logistical planning for the 49ers 2010 game against the Denver Broncos in London and their 2005 trip to Mexico City to face the Arizona Cardinals. Mercurio has also helped in the execution of three American Bowls - two trips to Tokyo and one trek to Osaka - by the 49ers in preseason action.

Mercurio and his team have spent countless hours working with design firm HNTB and builder TDJV Turner/Devcon to get Levi's® Stadium designed, built and up and operating in time for the 2014 season. It is expected that Levi's® Stadium will be the first United States professional football stadium to have been built to achieve LEED Gold certification. He was also instrumental in working with the bid committee to get Super Bowl 50 awarded to the San Francisco Bay Area region in February 2016.

Prior to his promotion to vice president, Mercurio spent four years as the director of stadium operations for the 49ers.

During his tenure with the 49ers, Mercurio has become an NFL leader in security and stadium management. He developed the stadium emergency evacuation video for the 49ers that has since been mirrored by arenas and stadiums around the country affiliated with the NFL, MLB, NBA, NHL, and NCAA. In August of 2005, he was influential in assisting the California Department of Homeland Security officials in the first Large Stadium Initiative Program (LSI). Mercurio, who took part in the development of the Best Practices for NFL Security, presented to security and operational professionals affiliated with large stadiums and arenas in the State of California.

Born in San Francisco, CA, Mercurio graduated from Pacifica's Oceana High School in 1989, before attending Canada College in Redwood City, where he earned an AA degree in 1991. A graduate of the University of Pacific in 1993, Mercurio obtained his bachelor's degree in public relations with a minor in broadcasting. He went on to earn a master's degree in sport administration and management from Canisius College in Buffalo, NY, in May of 2001. In 2005, Mercurio was selected to attend, and subsequently completed, a NFL Executive Program for Managers at Stanford University. He is currently a member of the Stadium Manager's Association and serves on the Board of Directors for the Santa Clara Chamber of Commerce & Convention-Visitors Bureau

In 2012, Mercurio was inducted into the City of Pacifica Sports Hall of Fame for his achievements as an executive in the NFL.

Mercurio and his wife Teri, reside in Vacaville, California.



# SCOTT **SABATINO**

## VICE PRESIDENT OF FINANCE

5TH NFL SEASON

5TH WITH 49ERS

Scott Sabatino is the vice president of finance for the 49ers. In his role, he manages the financial operations of the team and stadium-related entities, reporting to the CFO. Sabatino was a key member of the group that secured the initial and long-term financing for Levi's Stadium.

Sabatino came to the 49ers in 2010 after serving as the associate commissioner of business & finance for the Pac-10 Conference, since 2006. Prior to the Pac-10, he spent 11 years with the East Coast Hockey League, a primary developmental league for the NHL based in Princeton, NJ. He primarily served as the league's EVP/COO.

Sabatino began his career with Coopers & Lybrand's audit practice in Boston where he became a CPA. He earned a B.S. in accounting from Northeastern University and a M.S. in sport management from the University of Massachusetts.

A native of Waltham, MA, Sabatino lives in San Francisco, CA with his wife, Elaine.



# ALI TOWLE

## VICE PRESIDENT OF MARKETING

5TH NFL SEASON

5TH WITH 49ERS

Ali Towle joined the 49ers during the 2010 season and was promoted to vice president of marketing in early 2014. In her role, Towle manages the 49ers brands, supervising all trademark, licensing and sponsor activation. As well, she directs advertising and promotion for the club's various business initiatives, and oversees the team's public fan events and gameday performance teams. Towle is also responsible for developing the Levi's® Stadium brands on behalf of the Santa Clara Stadium Authority.

Under Towle's leadership, the club's successful marketing campaigns helped Levi's® Stadium achieve its record-setting sales goals. And, in 2013, she conceived the team's award-winning, Farewell Candlestick campaign.

Prior to the 49ers, Towle had a successful career in technology marketing, where she helped position three start-up organizations for acquisition. Earlier in her career, Towle worked at the National Basketball Association, ABC Sports and Good Morning America.

A native of Durham, NH, Towle played collegiate soccer while earning her bachelor's degree from Columbia College at Columbia University in New York City. She also holds an MBA from MIT's Sloan School of Management.



# DAN WILLIAMS

## VICE PRESIDENT OF TECHNOLOGY

3RD NFL SEASON


3RD WITH 49ERS

Dan Williams enters his third season with the 49ers, his first as the vice president of technology. Dan oversees the deployment and operation of all infrastructure and applications, both in Levi's Stadium® and for all other team needs.

Williams is a Silicon Valley veteran, with 17 years of experience building out and supporting the infrastructures of organizations including AltaVista, McAfee, Facebook, and now Levi's® Stadium. In all of these roles, Williams has been primarily focused on building highly scalable architecture that supports latency and loss sensitive applications. While Williams is hands-on in all technology efforts, he also leads the business side of the technology, including all vendor selection and negotiation.

With Levi's® Stadium, Williams is in the process of implementing a Wi-Fi solution that is unmatched by any other venue, both in speed and concurrent users supported. The 49ers stated aim is to open the most technologically-advanced stadium and Williams' infrastructure is the backbone which will support each and every technology application.

A Bay Area native, Williams earned a B.S. in business from Menlo College. He has been a 49ers season ticket holder since 2002. Williams is married to his wife, Amanda, and the couple has four children.



# Levi's® STADIUM

## MEDIA GUIDE

**LEVI'S® STADIUM INAUGURAL SEASON SCHEDULE** (AS OF JULY 17, 2014)

**AUGUST 2**                   MLS: San Jose Earthquakes vs. Seattle Sounders FC

**AUGUST 17**                **SF** vs 

**AUGUST 24**                **SF** vs 

**AUGUST 29**                Friday Night Lights High School Football Double-Header

**SEPTEMBER 14**           **SF** vs 

**SEPTEMBER 28**          **SF** vs 

**OCTOBER 5**                **SF** vs 

**OCTOBER 24**            Pac-12 Football: Cal vs Oregon

**NOVEMBER 2**             **SF** vs 

**NOVEMBER 23**           **SF** vs 

**NOVEMBER 27**           **SF** vs 

**DECEMBER 5**             Pac-12 Championship Game

**DECEMBER 20**          **SF** vs 

**DECEMBER 28**          **SF** vs 

**DECEMBER 30**          San Francisco Bowl Game

**MARCH 29**               WrestleMania 31

**APRIL 11**                 Feld Motor Sports Monster Jam

**APRIL 18**                 Feld Motor Sports Monster Energy Supercross





## ABOUT LEVI'S® STADIUM

The Bay Area is a consistent leader in innovation. Hosting the premiere outdoor sports and entertainment venue in the world that is set to incorporate groundbreaking in-stadium technology will add another industry that has been greatly influenced by the innovation of our region. In the past decade, the home-viewing experience has become so good that many argue it is a more attractive option than attending a live sporting event. Imagine a stadium that combines the comforts of home while also providing a forum to connect with 68,500 people in real time. Levi's® Stadium is set to change the dynamic of live sporting events as we know it, while uniting the Bay Area region in the process.





A smarter stadium was bound to happen. Levi's® Stadium will capture the best technology found in Silicon Valley by allowing fans to create their own experience inside its friendly confines. Instead of focusing on hardware that will become obsolete over time, Levi's® Stadium will leverage the brilliant companies who create personal mobile devices for our customers, such as tablets and smartphones. The focus will be on ensuring that fans have full connectivity inside the stadium, providing them the unique ability to get inside the game like no other venue allows. The best fans in the world expect a stadium to provide a ticketless and cashless experience with unique content and camera views available on their own handheld devices. That's why the 49ers have hired the best and brightest minds to redefine the in-game venue experience.

Innovation doesn't stop with the fan experience. Levi's® Stadium will be functionally green: the first stadium in North America designed to be net neutral to the grid. That means the 49ers 10 home games would be completely powered by the sun, from the venue's year-round collection of solar power, allowing it to become the first professional football stadium with LEED Gold Certification for New Construction. Food service will bring together all the great aspects of Northern California culinary culture. There will be an emphasis on locally grown, organic, seasonal and sustainable food.

An interactive museum highlighting 49ers history and tradition will also serve as an educational hub that teaches students how the stadium functions from a STEM perspective, while also highlighting the great history of the Bay Area. Levi's® Stadium will set a new standard for the in-stadium fan experience.

There is no bigger sporting event than the Super Bowl. Levi's® Stadium is set to host the game's golden anniversary in 2016, when Super Bowl 50 comes to the region. There is no better stage to showcase the smartest stadium in the world when hundreds of millions of television viewers join millions of tourists to get a glimpse of life in the Bay Area. Hotels, restaurants, museums, and other attractions will be buzzing. Public transportation and three international airports will be front and center. What an opportunity it will be to inform the world that the Bay Area is a present day version of Florence during the Renaissance.

Levi's® Stadium will build off of a legacy of innovation founded in the Bay Area. No longer is "good enough" an option for live sports. Levi's® Stadium will change the game internationally, becoming the next innovation to commence right here in the Bay Area.





**LEVI'S® STADIUM- CANDLESTICK PARK COMPARISONS**

<b>Facts</b>	<b>Candlestick Park</b>	<b>Levi's® Stadium</b>
Year Opened	1960	2014
Cost to Build	\$32 Million	\$1.2 Billion
Total Seating Capacity	69,900	68,500 (with the ability to expand)
Club Seats	0	9,000
Suites	94	176
Stadium Square Footage	985,000	1,850,000
Average Concourse Width (ft)	19	63
Scoreboard Square Footage	1,296	13,600
Fascia Scoreboards	0	2
Elevators	4	25
Escalators	6	38
Concession Points of Sale	239	370
Restroom Fixtures	885	1,135
Heavy Rail Line	No	Yes
Light Rail Line	No	Yes
Parking Spaces	18,000	Approx 30,000
Freeway Entry/Exit Points	4	13



## TECHNOLOGY

Levi's® Stadium will be a showcase for innovation in the Silicon Valley through partnerships with local, national and international technology providers that will deliver world-class WiFi capability, mobile connectivity, IPTV, digital displays, HD scoreboard and video displays, and paperless ticketing.

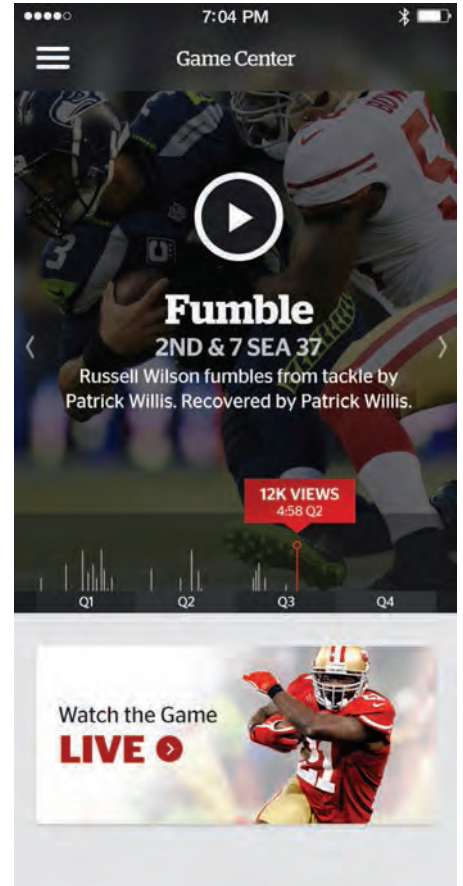
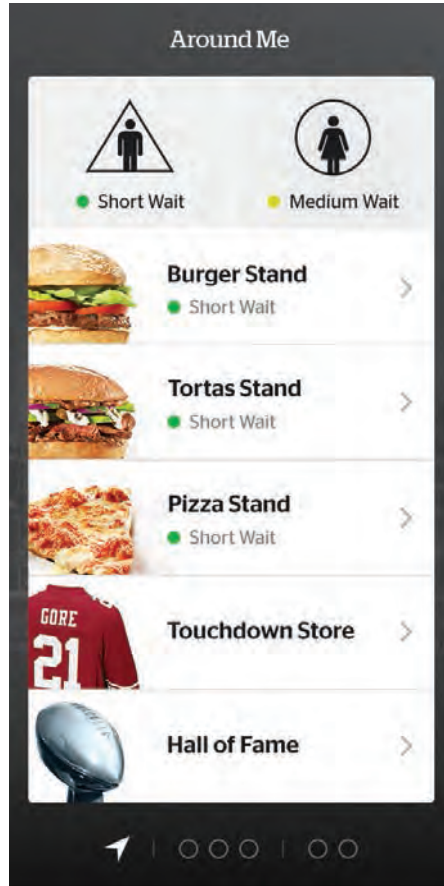
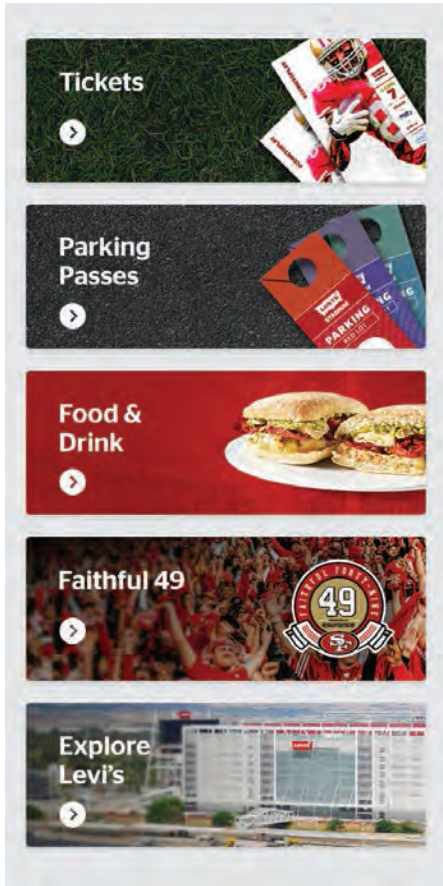
- The most technologically advanced stadium will be accompanied by its own app. The Levi's® Stadium Mobile App will bring the comforts that come with watching a game at home right to your seat at Levi's® Stadium. This will include a game center with replays (within 5-10 seconds) and game statistics, as well as in-seat food and beverage, and merchandise ordering. The app will also provide paperless ticketing and parking, wayfinding, and integrated access to Faithful 49 presented by Esurance, the team's fan engagement platform.
- XFINITY by Comcast will be bringing free WiFi to guests throughout the stadium. When a fan is in their seat, they will never be more than 10 feet away from a WiFi signal.

## NETWORK INFRASTRUCTURE

- Over 400 miles of data cable has been run in the stadium, including 70 miles of cable to support WiFi.
- More than 12,000 physical network ports have been installed.
- Levi's® Stadium features a backbone of 40Gb/s of available Internet bandwidth, easily scalable to event attendance, which is 40 times more Internet bandwidth capacity than any known U.S. stadium and four times greater than the standard for NFL stadiums mandated by the league for 2015.
- WiFi: The stadium contains more than 1,200 access-points and the most current wireless standards will be accessible in every location and free to all.

## IN-STADIUM "BROADCAST"

- The in-stadium "Broadcast" will rival that of a Network TV broadcast, featuring 13 stadium cameras (most NFL stadiums have four-six). The stadium has the ability to share camera feeds with the broadcasting TV network. At least six different replay angles can be viewed per play. The game day production team will consist of 40-plus people.
- The stadium is equipped with two HD 13 video boards at the North and South ends of the stadium that measure 200 feet by 48 feet, producing more than 19,000 square feet of viewing space. They are among the largest in the NFL. The boards also feature tremendously sharp, cutting-edge LEDs. The boards can be sectioned in order to show multiple pieces of content simultaneously.
- Levi's® Stadium is one of a handful of stadiums in North America that is truly 4K-capable. The content team will be using 10 Sony F55 video cameras, their premium product, to capture the action in the stadium. The content team will be capturing in 4K, not broadcasting, as they are capturing for future capabilities.
- Nearly 2,000 screens will be connected to the stadium's IPTV system, which allows for incredible flexibility and customization throughout the venue. Content will include menu boards, game broadcasts, statistics and other important information as deemed necessary.



## LEVI'S® STADIUM MOBILE APP

The new Levi's® Stadium mobile app will help guests unlock Levi's® Stadium's best-in-class fan experience features, including:

### MOBILE TICKETING

Access Levi's® Stadium with mobile tickets and parking passes.

### WAYFINDING

Navigate Levi's® Stadium with turn-by-turn directions and line wait times for all restrooms and concession stands.

### FAITHFUL 49 PRESENTED BY ESURANCE

Track, gain, and redeem yards from Faithful 49, the 49ers new fan engagement program.

### MOBILE ORDERING

As part of our Levi's® Stadium App, we are offering guests two ways to purchase food and beverage through their mobile devices:

#### EXPRESS PICK-UP

- Guest places order to a specific stand through the app and is directed to the express pick-up window at the associated stand. Guest scans a QR code at point of sale and order is fulfilled in-the-moment.
- Service is free of charge, but requires credit card payment through the app.
- Service is available at all 28 concession stands, with the exception of frozen yogurt.

#### IN-SEAT DELIVERY

- Guest places order for in-seat delivery through the app; order is routed to a pre-determined stand for fulfillment. Guest will receive a notification when the order is placed, as well as an estimated wait time for delivery. When order is ready, food will be delivered via runner, and guest will receive a notification that the order is on its way. Once runner arrives to seat, guest will confirm order number using a confirmation screen on the mobile device; runner will check ID on any alcohol orders.
- Service carries a flat \$5 delivery fee on all orders, credit card payment required through the app.
- Service is available to all seats, but there is a limited menu for in-seat delivery: frankfurter, vegan dog, Bavarian pretzel, nachos, popcorn, candy, chips, peanuts, cracker jacks, bottled soda, bottled water, Gatorade, bottled beer, and wine.




## SUSTAINABILITY

Levi's® Stadium is the first professional football stadium to open with LEED Gold certification for New Construction, the recognized standard for measuring sustainability for design and construction.

The stadium is designed to reduce energy demand and generate more electricity annually, via on-site photovoltaic (PV) systems, than is consumed during the 10 scheduled 49ers games each season.

### SUSTAINABLE DESIGN ELEMENTS

- NRG, the exclusive sustainable energy provider of the 49ers and the stadium, installed a number of state-of-the-art solar elements that account for 1,162 photovoltaic panels throughout the venue:
  - The NRG Solar Terrace, the venue's 27,000 square foot "green roof," is located atop the stadium's Suite Tower. It will feature 16 species of vegetation native to the Bay Area, and will lower the building's cooling/heating needs, as it will help regulate ambient temperatures in the Suite Tower. A portion of the roof is shaded by a solar panel canopy.
  - Three solar array-covered bridges (NRG Energy Bridges) - the first of their kind in the NFL.
- Electrical vehicle charging stations (NRG EV Charging Stations) are also being installed at the stadium to power maintenance and operations electrical vehicles. NRG is currently building the nation's first comprehensive, privately funded electric vehicle charging network.
- Low-flow plumbing fixtures such as toilets, urinals and sinks will use 40 percent less water than conventional fixtures. On top of low-flow water fixtures, the stadium will be using reclaimed water for flush fixtures in addition to irrigating all site landscape and the playing field.
- The playing field features Bermuda Bandera turf grass, which requires up to 50 percent less water than the average turf variety in the Bay Area.
- The stadium's sustainable initiatives also include public transit access (Caltrain, Ace & capital Corridor - VTA, Amtrack), convenient bicycle parking and a walking path from the San Tomas Creek Trail.
- Construction materials utilized contained more than 40% recycled content overall, based on cost. More than 75% of construction waste was recycled and diverted from landfills.



**SUSTAINABLE STADIUM OPERATIONS PROGRAMS**


- **The Recycled Water Program** is setting a new standard for stadiums. Recycled water will account for about 85 percent of all water used in Levi's® Stadium and will be used for playing field irrigation, the "green roof", flushing toilets, and cooling tower make-up water. Other stadiums in the U.S. are plumbed for recycled water use, but none are using it to the extent and in the myriad of ways as Levi's® Stadium.
- **The Solid Waste Management Reduction Program** is a comprehensive waste diversion program will strive for net-zero landfill. All garbage, recycling and compostable materials from inside the venue and the surrounding parking areas will be sorted on site and placed into compactors to be processed.
- **The Building Management System** allows the venue to conserve energy usage through HVAC monitoring, lighting distribution and the use of automatic sensors.
- **The Energy Metering & Benchmarking Program** utilizes a comprehensive, live-time electrical metering building management system, that allows the stadium to load-shed as needed through the use of motion sensors.
- **The Preventative Maintenance Program** will track all equipment and systems to enact their manufacturers recommendations and scheduled preventative plans.



- **The Ongoing Commissioning Program** will ensure that the venue will operate under the LEED existing building guidelines for new projects and build outs.
- **The Green Cleaning Program** ensures that the janitorial contractor, ABM, will use sustainable green certified products for all cleaning essentials and equipment.
- **The Sustainable Purchasing Program** for ongoing consumables, foodstuffs, durable goods will ensure that local, organic, recycled, compostable, items will be purchased from vendors.
- **The Integrated Pest Management Program** uses green pest eradication products.
- **The Indoor Air Quality Management Program** consists of perpetual monitoring of indoor air quality based on the LEED approved HVAC system.
- **The Landscape Management Program** includes using native, drought-resistant plants that will be hydrated with 100 percent recycled water.
- **The Exterior Hardscape Management Program** will utilize cleaning equipment when washing the exterior skin of the building and sidewalks. All organic materials collected will be composted.








## FAN EXPERIENCE OVERVIEW

Levi's® Stadium will deliver an unparalleled game day experience to fans and will be delivered in a multitude of ways.

### STADIUM DESIGN

- Featuring over 45,000 seats, Levi's® Stadium's lower bowl will be one of the largest in the NFL (roughly two-thirds stadium capacity). The seating is designed this way to bring the majority of fans closer to the field.
- The design also eliminates the traditional club mezzanine level, which will bring fans sitting in the upper deck lower to the field.
- The location of Levi's® Stadium offers convenience to patrons in both access and parking. There are 13 freeway interchanges located near the stadium's site, which means fans will have ample access points to get on the freeway.
- There are 25,000 parking spaces located within a short walking distance from the stadium. Tailgating will be an integral part of the game day experience in Santa Clara.



## LEVI'S® STADIUM FEATURES

### Plazas

- The first level of the stadium will feature open pedestrian plazas, retail and community space, a team store, the 49ers Museum presented by Sony and Edward J. DeBartolo, Sr. 49ers Hall of Fame, the Yahoo Fantasy Football Lounge, Michael Mina's Tailgate and more.
- The main entry, Intel Plaza at the northwest corner of the Stadium, will be open to the public year-round and provide direct access to the Levi's® Stadium Fanwalk and the 49ers Team Store. In the northeast corner, Toyota Plaza will be the main entry for guests of Michael Mina's Bourbon Steak & Pub restaurant and the 49ers Museum presented by Sony. Dignity Health Plaza at the southwest corner of the Stadium will be another primary entry gate for fans on event days.

### Concourse

- Concourses at Levi's® Stadium are among the widest in the NFL and have more than 600 individual concessions points of sale, allowing for easy pedestrian access and creating a more pleasant, less congested atmosphere around vendors.
- Concourses will also feature open field views so fans can watch the game even while they purchase refreshments.

### Party Decks

- Expansive party decks featuring both concessions and specialty food and beverage stands will be located under each scoreboard. The Pepsi Fan Deck above the north end zone and Bud Light Patio above the south end zone are available year-round and offer a unique stage for many types of events.



## THE 49ERS MUSEUM PRESENTED BY SONY

The Museum is open daily, with specialized hours designated for the Game-Day experience. Visit [www.LevisStadium.com/49ersMuseum](http://www.LevisStadium.com/49ersMuseum) for more info, or contact [museum@49ers.com](mailto:museum@49ers.com).

### ADMISSION

- Museum Ticket: \$15 - Adults, \$10 - Children (5-12), Seniors, Military, Santa Clara residents
- Public Guided Stadium Tour + Museum: \$35 - Adults; \$30 - Children (5-12), Seniors, Military, Santa Clara residents
- Museum admission free to all students via field trips

### HOURS

- Normal Operation: 10 a.m. - 5 p.m., 7 days/week (hours subject to change)
- Event Days:
  - Museum will open when gates open to public and close 30 minutes prior to beginning of game (hours and costs subject to change)
  - Discounted prices will apply
  - Museum entry is only for guests possessing an event ticket

The Museum features 11 unique gallery and exhibit spaces. Your journey will begin in the main lobby at the Trending Gallery, where you will learn what's new with the team and the space. From there you'll move to the Morabito Theater to watch the 49ers signature film and then into the Edward J. DeBartolo, Sr. 49ers Hall of Fame where you'll walk amongst the 49ers greats. The Heritage Gallery innovatively illuminates the history of the team through artifacts and multimedia exhibits and leads perfectly into the active In the Game Gallery on the lower level. Your visit will end reliving the memories of our five Super Bowl Championships in front of the Lombardi Trophies.

**MUSEUM GALLERIES**

**TRENDING**

Step into our “You are a Niner” augmented reality experience to take your place beside current and former players or take in our Trending display, which features information about the team’s recent success, what’s happening in the Museum and recently curated artifacts.

**MORABITO THEATER**

Inside the theater—which seats 100, and features a 50 feet by 18 feet screen and Sony 4K technology—you’ll be inspired by the story of the 49ers told through film.

**EDWARD J. DEBARTOLO, SR. 49ERS HALL OF FAME**

Stand next to and around life-sized statues of the 49ers 26 Hall of Famers in their signature poses. Snap a photo next to coach Bill Walsh and Joe Montana or put yourself in the huddle with the Million Dollar Backfield.

**TEAM**

In the Team Gallery, you will hear first-person stories from 49ers alumni about everything from nicknames and practical jokes to what it was like to play for the team. You’ll also find an interactive database that will allow visitors to find information on every person that ever wore a 49ers uniform.

**BILL WALSH INNOVATION**

A homage to one of the most influential people the NFL has ever known, this re-creation of coach Walsh’s Redwood City office serves as both a treasure trove of artifacts and the home of a signature film on coach Walsh as told from the eyes of players, friends and others. Also located in this space, the Bill Walsh Coaching Universe is an interactive exhibit that illuminates the coach’s vast impact on the coaching ranks of professional football.

**HERITAGE**

The Heritage Gallery will be an era-by-era experience made up of historical items, stories, interactive exhibits and one-of-a-kind artifacts. Spanning the years from 1946 to the present day, guests will leave the Heritage Gallery with a deep appreciation for the history and tradition that are so important to the 49ers organization.

**SPIRIT**

The 49ers have long been known as innovators when it comes to the fan experience. Here, guests can take in the history behind the team’s mascots, in-game entertainment and other joyful elements of football. A feature film is on display featuring fans, players and others talking about the 49ers significance to them.

**DENISE DEBARTOLO YORK EDUCATION CENTER**

The pillar around which the 49ers industry-leading education program is built, this state-of-the-art classroom serves more than 20,000 Bay Area children annually and also offers content on how the 49ers impact the community in many positive ways.

**IN THE GAME**

Get ready to engage with the game of football. In the Game offers multiple interactive challenges and exhibits, including a passing and kicking simulator. Be the Broadcaster—a real-life booth where fans can call the team’s most iconic plays—and the Gridiron Challenge, a series of gesture-based challenges that bring out the athlete, cheerleader, uniform designer and touchdown scorer in everyone.

**SUPER BOWLS**

The home to the 49ers five Lombardi Trophies and the rings associated with each championship is each guest’s last stop in the Museum. Enjoy the photo opportunity while you take in yet another feature film on what it was like to be a part of 49ers history.





## THE DENISE DEBARTOLO YORK EDUCATION CENTER

The Denise DeBartolo York Education Center, located inside The 49ers Museum presented by Sony, is committed to education and innovation and is extremely proud of the educational program already scheduled to serve more than 20,000 Bay Area children in year one alone. The program is unique in many ways, but perhaps the most compelling is the fact that the program is completely free to the end user. The 49ers will pay for transportation, admission, supplies and everything else associated with visits to the Museum. This program is not only unrivaled in the NFL, but in all of professional sports.

### INSPIRE THROUGH EDUCATION

Housed in the Denise DeBartolo York Education Center, the 49ers Museum's education program will provide learning platforms that connect, inspire, and engage students in grades K-8. Our program will use football as a platform for:

- Teaching content-rich lessons in STEM (Science, Technology, Engineering, and Mathematics)
- Ingraining invaluable life skills
- Encouraging physical activity

### THE CURRICULUM

As the first professional sports organization to embrace the STEM learning concepts for youth, the 49ers Museum will constantly be evolving and enhancing students' experiences to reflect the most current concepts that support classroom learning. By working closely with a board of local advisory educational partners, all programs have been specially aligned to state Common Core and Next Generation Science standards which support leading instructional practices. Additionally, the Museum's education program curricula:

- Is aligned to National & California Common Core and Next Generation Science Standards
- Engages students in a variety of technologically-rich learning experiences that are student-centered and can be adapted to various development levels and learning audiences.
- Integrates STEM learning through project-based activities that transfer student knowledge and skills to real-world problems.
- Is aligned to 21st Century Learning Skills (Critical Thinking, Problem-Solving, Communication, Collaboration and Creativity).
- Increases student motivation for learning and enhances student understanding of STEM concepts.



**CUSTOMIZABLE FEATURES**

A field trip to the 49ers Museum presented by Sony will complement and reinforce existing school curriculum in many ways. By offering hands-on, project-based learning in a dynamic and technological environment, the education program will allow students to use leading edge, technological tools and techniques, challenging them to reach new heights.

**THE EXPERIENCE**

Students that participate in the Museum's education program will receive an engaging, well-rounded experience. It will include

**LEVI'S® STADIUM TOUR**

- Students will tour and learn about how the stadium is a showcase for technology innovation and environmental sustainability

**GUIDED MUSEUM EXPLORATION**

- Students will experience the 49ers history—and the game of football—through an interactive experience built on innovative technology

**GRADE-SPECIFIC, PROJECT-BASED LESSONS**

- Students will be challenged to work both independently and in teams to understand concepts related to STEM and to build, engage and understand.

## LEVI'S® STADIUM CULINARY EXPERIENCE

Levi's® Stadium features Centerplate as their food vendor for concessions, clubs, suites, and private events. Centerplate will be able to provide the most scratch cooking, have the most live fire kitchens (25), and have the most pizza ovens (15 total: 11 Wood Stone and 4 brick) than any other stadium in the world.

### LEVI'S® STADIUM IS TAKING CLASSIC FAN FAVORITES TO A NEW LEVEL

#### Franks are Nitrate-, Hormone-, & Antibiotic-Free

- Naturally smoked, nitrate free, hormone free, and antibiotic free franks are steamed in a broth of local tomatoes
- Served on a custom-made bun from Le Boulanger

#### Custom Burger Blend

- Burger is a juicy and flavorful blend of brisket, short rib, and chuck
- Served on a ciabatta bun with tomato, lettuce, and garlic aioli
- Cheeseburger comes with Tillamook medium cheddar

#### Oven Fired Pizzas

- Pizzas are made with fresh tomatoes and mozzarella in a gas-fired Wood Stone pizza oven providing a delicious crispy crust

#### Fresh and Local Nachos

- Tortilla chips delivered fresh from Ozuna foods in Sunnyvale
- Topped with house-made nacho cheese sauce made from Tillamook cheddar and fresh local cotija cheese

### LEVI'S® STADIUM OFFERS BEST IN CLASS DIVERSITY OF FOOD AND BEVERAGE OFFERINGS

#### Diverse Food Selection Reflective of the Bay Area

- More than 180 different menu items with a focus on ethnic diversity and healthy options including curry dishes, fresh seafood items, panini sandwiches, and Mexican tortas
- Some highlights include:
  - **Barbeque sandwiches** with house-smoked pork from Niman Ranch
  - **Peking Duck Bao** with house-made Peking duck and Pork Belly Bao, served with house-pickled daikon and crispy lotus root chips
  - **Vegan Ribollita** vegetable stew with Arborio rice and organic kale

#### Most Vegan and Vegetarian Options in NFL

- More vegan and veggie dishes than any other NFL stadium
- At least one vegan item at each permanent food outlet in the stadium

#### Thirty Varieties of Craft Beer

- The Tap Room, located on main concourse at the 50-yard line, features:
  - 30 draft beer varieties
  - 12 local craft beers
  - 2 California keg wine varietals on tap

### LEVI'S® STADIUM FOOD AND BEVERAGE PROGRAM IS CENTERED AROUND LOCAL INITIATIVES

#### Local Sourcing and Community Engagement

- 85 percent of food suppliers are located in California
- 100 percent of wine (15+ wines) produced by California wineries
- Gilroy Garlic Fries to be available everywhere fries are sold
- CP partnering with Mission College Culinary Program to provide mentoring and menu development training

#### Focus on Sustainable Processes

- 100 percent of all F&B packaging and service-ware is recyclable, compostable, or biodegradable
- 100 percent of seafood menu items are certified by the Marine Stewardship Council (MSC recognizes and rewards sustainable fishing practices)

#### Innovative Food Preparation and Service Processes

- Levi's® has best-in-class live-fire kitchen capacity, providing the ability to feed fans more freshly prepared, locally-sourced food, everywhere in the stadium
- More than 800 POS in stadium providing faster service and shorter lines!
- More than 600 F&B POS

### OTHER MENU HIGHLIGHTS AT LEVI'S® STADIUM INCLUDE:

#### Items New to Centerplate

- Rosemary parmesan crusted chicken sandwich, Mary's free-range chicken, hand-crusted with house-made Napoli sauce on a locally-sourced ciabatta bun
- Seared Albacore Cobb Salad, certified by MSC, served with locally-grown romaine
- Spiced Cassava Chips accompany house-made curries
- Oyster Pan Roast available in the BNY Mellon Clubs
- Soft-serve stands to offer house-made ice cream sandwiches and parfaits with fresh toppings


### OTHER MENU HIGHLIGHTS AT LEVI'S® STADIUM INCLUDE

- Centerplate will offer 32 vegan items. Here are a few:
  - JackFruit BBQ pulled sandwich house-smoked in California almond and hickory wood, Nopales Torta authentic layered Mexican sandwich and Vegan Ribollita vegetable stew with Arborio rice and organic kale





## BOURBON STEAK & PUB AND MICHAEL MINA'S TAILGATE



### BOURBON STEAK & PUB

#### BOURBON STEAK & PUB (MICHAEL MINA'S TAILGATE)

From award-winning chef Michael Mina, Bourbon Steak & Pub offers three unique experiences in one state-of-the-art venue: a high-end premium steakhouse, a relaxed pub with an elevated pub-style menu, and a large tailgate event space. Bourbon Steak & Pub will be open to the public year-round, seven days a week (with the exception of 49ers home game days), with Bourbon Pub open for lunch and dinner and Bourbon Steak open for dinner only. A variety of private dining options are available including premium "Mina Luxury Lofts" and the versatile tailgate space as well as full restaurant buyouts.



On 49er home game days, Bourbon Steak & Pub will host Michael Mina's Tailgate, an exclusive, members-only experience tailor-made for 49ers season ticket holders consisting of an upscale, game-themed five-course menu and specialty cocktails. Guests interested in becoming a Michael Mina's Tailgate member should contact a sales consultant at 415-GO49ERS, extension #1. The restaurant is on the ground floor of Levi's® Stadium on Tasman Drive, adjacent to the Museum, Tours Center and Retail store. For more information visit [bourbonsteakandpub.com](http://bourbonsteakandpub.com) and [michaelminastailgate.com](http://michaelminastailgate.com).

#### Hours of Operation:

Bourbon Pub Lunch:  
Monday - Sunday 11:30 a.m. - 5:30 p.m.

#### Bourbon Pub Dinner:

Sunday - Thursday 5:30 p.m. - 10:00 p.m.  
Friday/Saturday 5:30 p.m. - 11:00 p.m.

#### Bourbon Steak Dinner:

Sunday - Thursday 5:30 p.m. - 10:00 p.m.  
Friday/Saturday 5:30 p.m. - 11:00 p.m.





## 49ERS TEAM STORE

### 49ERS TEAM STORE

The 49ers have three team stores for all your retail needs

The 49ers Team Store at Levi's® Stadium is open to the public on non-event days where you can purchase 49ers merchandise. The team store is located in the Intel Gate A. The hours are:

- Monday to Saturday (In-Season): 9:30 a.m. - 7:00 p.m.
- Monday to Saturday (Off-Season): 9:30 a.m. - 6:00 p.m.
- Sunday (all year): 10:00 a.m. - 5:00 p.m.

On event days, the following Retail locations are located throughout the Stadium to purchase 49ers merchandise:

### Level 100

Game Day Store: Inside Brocade Club  
Kiosk (2): Gate E (North), Gate E (South)

### 200 Plaza Level

**Main Team Store** - Intel Gate A  
Kiosk (2): Gate B Atrium (North), Gate B Atrium (South)

### 200 Plaza Level-Dignity Health Plaza

Kiosks (3)

### Lower Level Concourse (300 Level)

Store: Between Sections 106-107  
Store (1): Section 130  
Kiosk (3): Between Sections 120-121, 109-110, 106-107

### United Club (300 Level)

Game Day Store: Section 135

### Upper Level Concourse (700 Level)

Store (2): Section 305, 324  
Kiosk (2): Section 310, 316



## TOURS/SPECIAL EVENTS

The new home of the 49ers will be the stage for the team's next generation of tradition and glory. Levi's® Stadium will also have the attention of the world when it hosts events like Super Bowl 50 on February 7, 2016. With the Levi's® Stadium tour program, all fans can get an insider's look at the state-of-the-art venue. From the playing field to the rooftop, understand how the building is the smartest and greenest in all of the NFL and be surprised as you walk the interiors viewing the amazing custom art collection featured throughout the building. Levi's® Stadium is not your typical sports venue.

Both public and private tours are available year-round from 10:00 a.m. - 6:00 p.m. on Mondays-Saturdays (with the last tour leaving at 4:30 p.m.) and from 10:00 a.m. - 5:00 p.m. on Sundays (with the last tour leaving at 3:30 p.m.), rain or shine, except for the unavailable dates listed below. Tours depart from Gate A/the Intel Plaza and last approximately 90 minutes. Fans should call 415-Go-49ers or visit [LevisStadium.com](http://LevisStadium.com) for more information.

### TOUR PRICES

#### Guided Stadium Tour:

- Adults: \$25
- Children (5-12), Senior, Military, Santa Clara Resident (with valid ID), Partners, Suite and SBL Members: \$20
- Groups of 20 or more: \$20

#### Guided Stadium Tour + Museum Tour:

- Adults: \$35
- Children (5-12), Senior, Military, Santa Clara Resident (with valid ID), Partners, Suite and SBL Members: \$25
- Groups of 20 or more: \$30

### EVENT RENTALS

Levi's® Stadium has over 110,000 square feet of luxurious and unique event space with upscale catering, multiple entertainment options, and a world-class hospitality. For more information please contact: [specialevents@levisstadium.com](mailto:specialevents@levisstadium.com) or call 415-Go-49ers.

## CLUB & SUITE OVERVIEW

### CLUBS


There are 10 premium club areas located throughout Levi's® Stadium. Only ticketed guests with proper access are allowed into the clubs. These clubs remain open for approximately one hour following the end of the event.


Of the 10 different club spaces in Levi's® Stadium, six are traditional and four are suite-based.

- Traditional Club Spaces (club ticket based) are accessed by the 9,000 club seats in the stadium:
  - BNY Mellon Club East
  - BNY Mellon Club West
  - Brocade Club
  - Levi's® 501® Club
  - United Club
  - Yahoo Fantasy Football Lounge
- Suite-based Club Spaces are accessed by approximately 70 suites on the 500 level horseshoe:
  - Citrix Owners Club
  - Trophy Club North
  - Trophy Club South
- NRG Solar Terrace is accessed by all executive suite-lease holders in the Main Suite Tower and by all NRG Sky Suite patrons.

### SUITES

Luxury Suites at Levi's® Stadium provide the finest premium seating opportunities at the world's top sporting venue including fully upholstered theater seating, incredible sightlines, multiple flat screen monitors, Internet access and upscale catering. Fans interested in learning more about the suite rental options at Levi's® Stadium can visit [www.LevisStadium.com/suite-rentals](http://www.LevisStadium.com/suite-rentals).





## LEVI'S® STADIUM ART COLLECTION

The Art Collection at Levi's® Stadium is home to over 200 original pieces and more than 500 photographs. The museum-quality artwork featured is comprised of mixed mediums such as acrylic, charcoal, enamel, oil, pastel, pen and ink, stencil, metals and sculptures. Of the 23 original artists showcased, 20 hail locally from California. The photographs in the collection are from the archives of the 49ers and their esteemed group of team photographers, as well as from the San Francisco Chronicle and many local libraries and historic centers.

The Art Collection at Levi's® Stadium celebrates the 49ers legendary history, the organization's current success and the vibrant culture of the greater San Francisco Bay Area. No other multi-use stadium contains the quantity and scope of original artwork that this collection has procured. The galleries highlight diverse, local artists and include pieces that have personal ties to the 49ers organization.

The 49ers are thrilled to present a collection that enhances the building by creating a fully integrated visual experience. Guests will encounter larger than life portraits of 49ers greats, alongside charcoal sketches that celebrate notable regional figures such as Steinbeck and Kerouac. Visitors may marvel over pieces from the Ranchos of the Santa Clara Valley and the timeless psychedelics of the storied Fillmore Music Hall. The collection has been crafted to engage and provoke everyone from the casual fan to the art aficionado.

The Art Collection at Levi's® Stadium was curated in partnership with Tracie Specia-Ventura of Sports & the Arts (SATA), a woman-run, small business in California.



## PARKING AND PUBLIC TRANSIT

### PUBLIC TRANSPORTATION

Guests are encouraged to take public transportation. For additional information regarding public transportation, visit [www.levisstadium.com](http://www.levisstadium.com) or any of the following websites listed below.

#### Valley Transportation Authority (VTA)

VTA provides buses and light rail transportation in the greater San Jose area reaching Mountain View, Cupertino, and Sunnyvale.

VTA buses will drop off guests in two locations:

- Intersection of Tasman Drive and Great America Parkway
- Intersection of Tasman Drive and Calle Del Sol

VTA light rail trains will drop off and pick up at the Great America Station located north of the stadium. For more information please visit [www.vta.org](http://www.vta.org), or call 408-321-2300.

#### Altamont Corridor Express (ACE)

ACE Trains provides services to Levi's® Stadium from Stockton, Lathrop / Manteca, Tracy, Vasco, Livermore, Pleasanton and Fremont. For more information please visit [www.acerail.com](http://www.acerail.com) or call 209-944-6220.

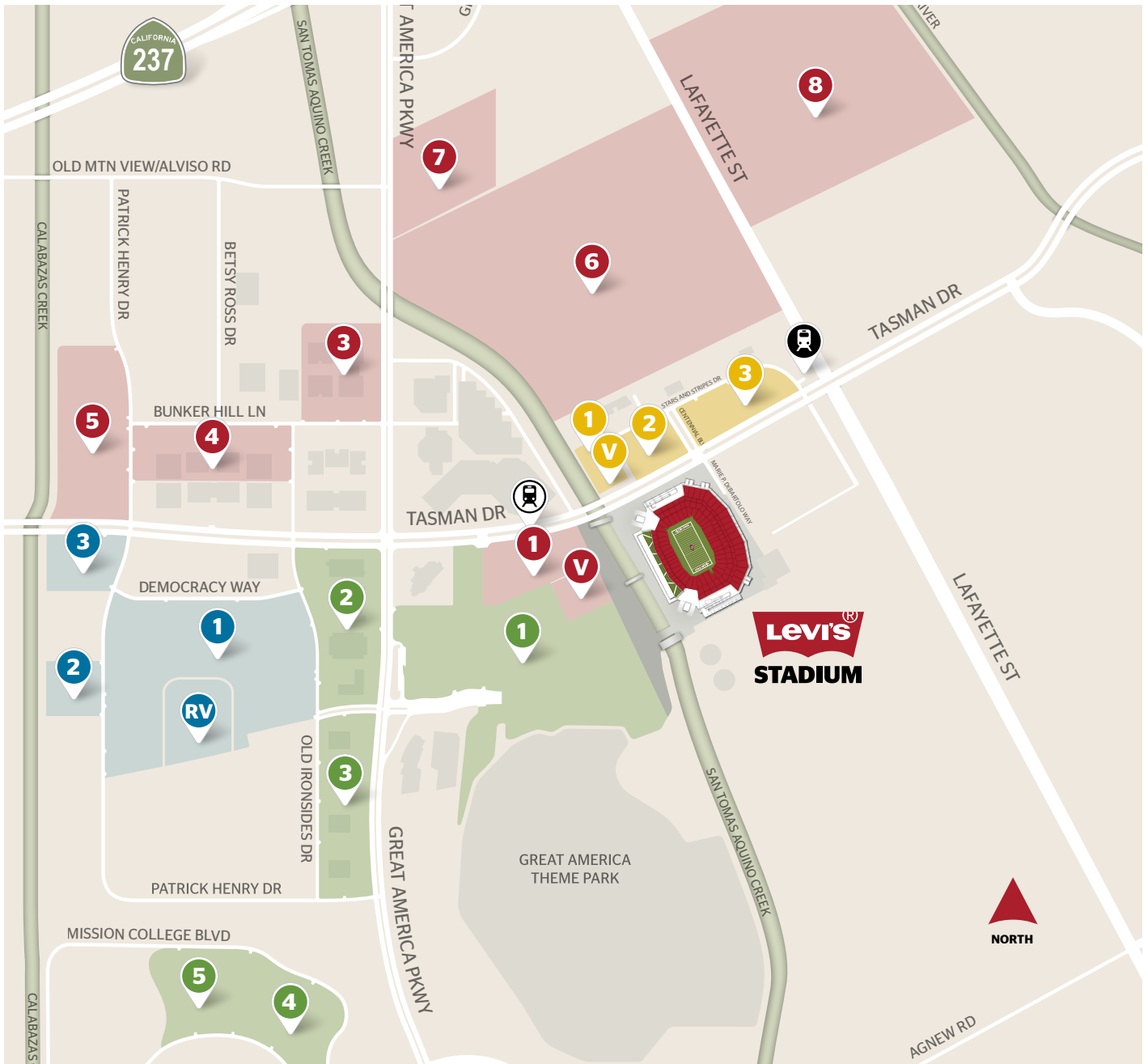
#### Capitol Corridor

Capitol Trains provides services to Levi's® Stadium from Auburn, Rocklin, Roseville, Sacramento, Davis, Suisun / Fairfield, Martinez, Richmond, Berkeley, Emeryville, Oakland, Hayward, and Fremont / Centerville. For more information please visit [www.capitolcorridor.org](http://www.capitolcorridor.org), or call 877-974-3322.

#### Caltrain

Caltrain provides services from San Francisco to South San Jose with stops all along the peninsula. On event day, Caltrain transports passengers from all locations to connect with VTA Light Rail Trains or buses at the Mountain View Transit Center, located at Evelyn Avenue, and Castro Street. For more information please visit [www.caltrain.com](http://www.caltrain.com), or call 1 (800) 660-4287.





**TAILGATING WITH OPEN FLAME PERMITTED**  
NO GLASS CONTAINERS PERMITTED

- V** Premium Red Lot VIP
- 1** Premium Red Lot 1
- 3** Premium Red Lot 3
- 1** Premium Green Lot 1
- 2** Premium Green Lot 2
- 4** Green Lot 4
- 1** Blue Lot 1
- RV** RV Blue Lot 2
- 2** Premium Yellow Lot 2
- 3** Premium Yellow Lot 3



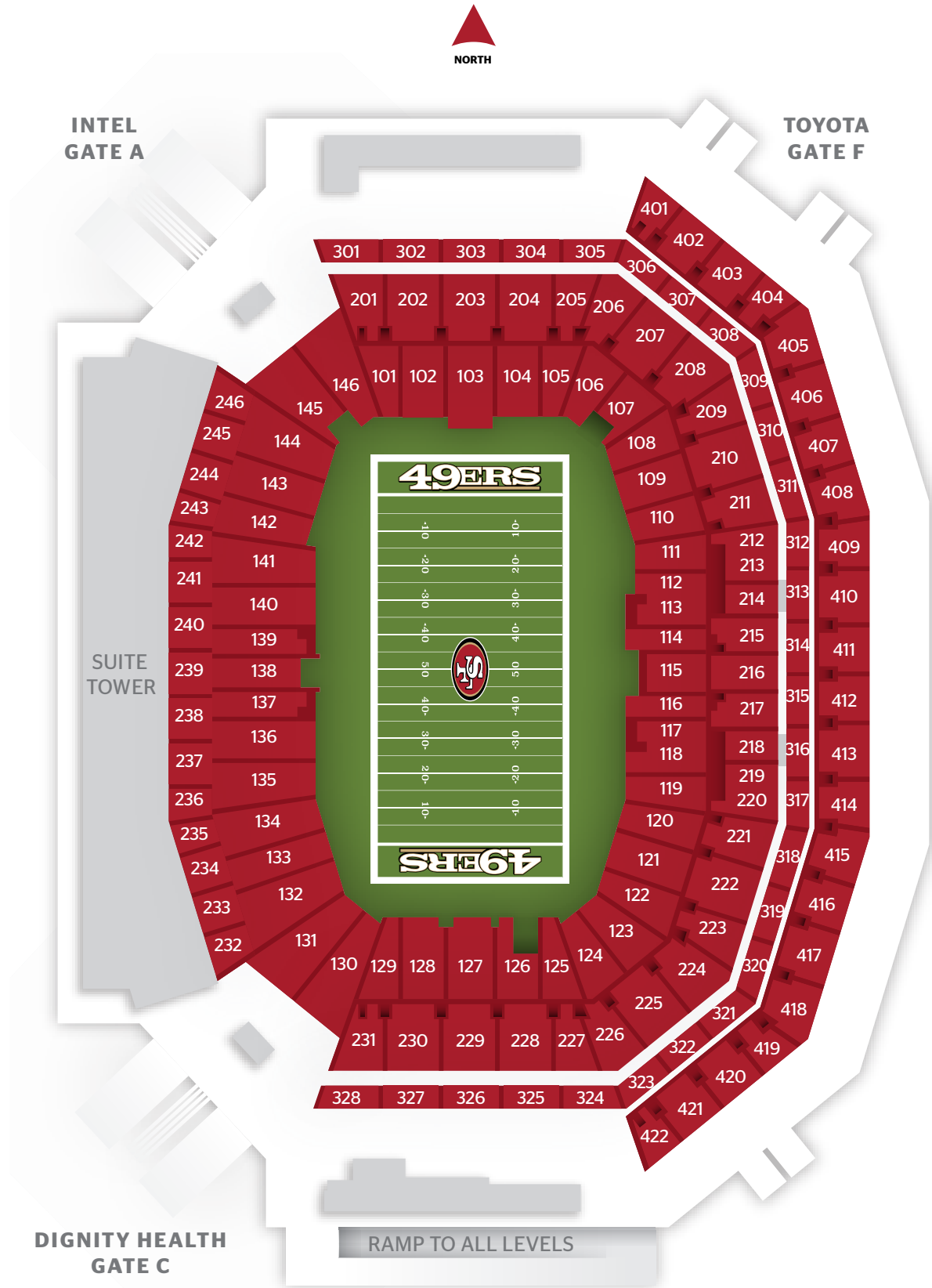
**TAILGATING NOT PERMITTED IN THIS LOT**  
NO GLASS CONTAINERS PERMITTED

- 4** Red Lot 4
- 5** Red Lot 5
- 7** Red Lot 7
- 3** Green Lot 3
- 5** Green Lot 5
- 2** Blue Lot 2
- 3** Blue Lot 3
- V** Premium Yellow Lot VIP
- 1** Premium Yellow Lot 1



**TAILGATING RESTRICTED - NO OPEN FLAME**  
NO GLASS CONTAINERS PERMITTED

- 6** Red Lot 6
- 8** Red Lot 8







# JIM HARBAUGH

## HEAD COACH

6TH NFL SEASON

4TH WITH 49ERS

Jim Harbaugh was named the 18th head coach in the storied history of the San Francisco 49ers franchise on January 7, 2011. Over the last three seasons, the 49ers have tallied a 41-14-1 overall record (5-3 in the postseason). After a 13-3 regular season record, and a trip to the NFC Championship game in 2011, the Niners went 11-4-1 in 2012, on their way to Super Bowl XLVII. In 2013, San Francisco posted a 12-4 regular season record and earned its third consecutive trip to the NFC Championship Game. Harbaugh logged 18 years of coaching experience prior to joining the 49ers

- Stanford (head coach, 2007-10); San Diego, (head coach, 2004-06); Oakland Raiders (offensive asst., 2002-03) and Western Kentucky (volunteer asst., 1994-2001). In college, he played at Michigan for the legendary Bo Schembechler from 1982-86. Jim and his wife, Sarah, have two daughters, Addison and Katherine, and a son, Jack. He also has three children, Jay, James Jr. and Grace. Jim is the son of Jack and Jackie. His brother, John, is the head coach of the Baltimore Ravens, and his sister, Joanie, is married to Indiana University Men's Basketball head coach, Tom Crean.

### HARBAUGH'S HEAD COACHING RECORD

YEAR	TEAM	REGULAR SEASON RECORD (POSTSEASON)
2013	San Francisco 49ers	12-4 (2-1, Advanced to NFC Championship Game)
2012	San Francisco 49ers	11-4-1 (2-1, Advanced to Super Bowl)#*
2011	San Francisco 49ers	13-3 (1-1, Advanced to NFC Championship Game)*
2010	Stanford University	12-1 (Orange Bowl Champion)
2009	Stanford University	8-5 (Advanced to Sun Bowl)
2008	Stanford University	5-8
2007	Stanford University	4-8
2006	University of San Diego	11-1^
2005	University of San Diego	11-1^
2004	University of San Diego	7-4

#NFC Conference Champion

\*NFC West Division Champion

^Pioneer Football League Champion



ALL-TIME 49ERS HEAD COACHING RECORDS

REGULAR SEASON

COACH	SEASONS	YEARS	WINS	LOSSES	TIES	WIN PCT.
Lawrence Shaw	9	1946-54	71	39	4	.640
Norman Strader	1	1955	4	8	0	.333
Frank Albert	3	1956-58	19	16	1	.542
Howard Hickey*	5	1959-63	27	27	1	.500
Jack Christiansen*	5	1963-67	26	38	3	.411
Dick Nolan	8	1968-75	54	53	5	.504
Monte Clark	1	1976	8	6	0	.571
Ken Meyer	1	1977	5	9	0	.357
Pete McCulley#	1	1978	1	8	0	.111
Fred O'Connor#	1	1978	1	6	0	.143
Bill Walsh	10	1979-88	92	59	1	.609
George Seifert	8	1989-96	98	30	0	.766
Steve Mariucci	6	1997-02	57	39	0	.594
Dennis Erickson	2	2003-04	9	23	0	.281
Mike Nolan %	4	2005-08	18	37	0	.327
Mike Singletary %	3	2008-10	18	22	0	.450
Jim Tomsula &	1	2010	1	0	0	1.000
<b>Jim Harbaugh</b>	<b>3</b>	<b>2011-curr.</b>	<b>36</b>	<b>11</b>	<b>1</b>	<b>.760</b>

\*Hickey coached the first three games of '63, Christiansen coached the final 11.

#McCulley coached the first nine games of '78, O'Connor coached the final 7.

%Nolan coached the first seven games of '08, Singletary coached the final 9.

& Singletary coached the first 15 games of '10, Tomsula coached the final 1.

POSTSEASON

COACH	SEASONS	YEARS	WINS	LOSSES	TIES	WIN PCT.
Lawrence Shaw	9	1946-54	1	1	0	.500
Frank Albert	3	1956-58	0	1	0	.000
Dick Nolan	8	1968-75	2	3	0	.400
Bill Walsh	10	1979-88	10	4	0	.714
George Seifert	8	1989-96	10	5	0	.667
Steve Mariucci	6	1997-02	3	4	0	.429
<b>Jim Harbaugh</b>	<b>3</b>	<b>2011-curr.</b>	<b>5</b>	<b>3</b>	<b>0</b>	<b>.625</b>

PRESEASON

COACH	SEASONS	YEARS	WINS	LOSSES	TIES	WIN PCT.
Lawrence Shaw	9	1946-54	28	9	2	.766
Norman Strader	1	1955	5	1	0	.833
Frank Albert	3	1956-58	11	7	0	.611
Howard Hickey	5	1959-63	12	15	0	.444
Jack Christiansen	5	1963-67	5	14	1	.263
Dick Nolan	8	1968-75	15	32	1	.319
Monte Clark	1	1976	4	2	0	.667
Ken Meyer	1	1977	1	5	0	.167
Pete McCulley	1	1978	1	3	0	.250
Bill Walsh	10	1979-88	22	20	1	.524
George Seifert	8	1989-96	25	12	1	.676
Steve Mariucci	6	1997-02	10	14	0	.417
Dennis Erickson	2	2003-04	3	5	0	.375
Mike Nolan	4	2005-08	7	9	0	.438
Mike Singletary	2	2009-10	7	1	0	.875
<b>Jim Harbaugh</b>	<b>3</b>	<b>2011-curr.</b>	<b>8</b>	<b>4</b>	<b>0</b>	<b>.750</b>

OPENING DAY GAMES

COACH	SEASONS	YEARS	WINS	LOSSES	TIES	WIN PCT.
Lawrence Shaw	9	1946-54	7	2	0	.778
Norman Strader	1	1955	0	1	0	.000
Frank Albert	3	1956-58	1	2	0	.333
Howard Hickey	5	1959-63	2	3	0	.400
Jack Christiansen	5	1963-67	2	1	1	.667
Dick Nolan	8	1968-75	3	5	0	.375
Monte Clark	1	1976	1	0	0	1.00
Ken Meyer	1	1977	0	1	0	.000
Pete McCulley	1	1978	0	1	0	.000
Bill Walsh	10	1979-88	4	6	0	.400
George Seifert	8	1989-96	7	1	0	.875
Steve Mariucci	6	1997-02	3	3	0	.500
Dennis Erickson	2	2003-04	1	1	0	.500
Mike Nolan	4	2005-08	2	2	0	.500
Mike Singletary	1	2009-10	1	1	0	.500
<b>Jim Harbaugh</b>	<b>3</b>	<b>2011-curr.</b>	<b>3</b>	<b>0</b>	<b>0</b>	<b>1.000</b>



# BRAD SEELY

**ASSISTANT HEAD COACH/  
SPECIAL TEAMS COORDINATOR**

**26TH NFL SEASON**

**4TH WITH 49ERS**

Considered one of the most successful special teams coaches in NFL history, Brad Seely is in his fourth year with the 49ers as assistant head coach/special teams coordinator.

San Francisco's special teams has been one of top units in the NFL in each of Seely's first three seasons. From 2011-13, the 49ers have made more field goals (105) than any other team in the NFL. San Francisco also ranks first in the NFL in net punting average (42.8), second in gross punting average (48.2) and fifth in opponents punt return average (7.9) over that time frame.

In 2013, San Francisco's specials teams unit ranked second in the NFL according to *The Dallas Morning News'* Rick Gosselin's special teams rankings. K Phil Dawson set the 49ers franchise record with 27 consecutive field goals made. Dawson also set single-season career highs with 140 points, 44 made PATs and 32 made field goals. P Andy Lee ranked third in the NFL with a 48.2 gross punting average and fourth in net punting average (41.7).

Under Seely's direction in 2012, the 49ers fielded one of the strongest special teams units in the NFL. Lee led the NFL with 43.2 net punting average, while also ranking fifth in the league with a 48.0 gross punting average, on his way to All-Pro honors. San Francisco also led the NFL in starting field position (31.8-yd. line) and ranked second in the NFL in opponents starting field position (24.9-yd. line).

In 2011, the 49ers special teams unit emerged as one of the best in the NFL. K David Akers set the NFL single-season record for most field goals (44) and points with no touchdowns (166). Lee set the NFL record with a 44.0 net punting average, while the 49ers led the NFL in average starting field position (33.5-yd. line) and opponents average starting field position (24.3-yd. line). Both Lee and Akers earned All-Pro and Pro Bowl selections. Seely was named Special Teams Coach of the Year by Rick Gosselin of *The Dallas Morning News*, whose special teams rankings are widely regarded.

Seely brought 22 years of NFL special teams coaching experience to the 49ers. Prior to joining the team, he served as the special teams coordinator for the Cleveland Browns from 2009-10, where he worked with WR/KR Joshua Cribbs, who earned Pro Bowl selections in each of the last two seasons. Seely's special teams unit led the NFL in kickoff coverage, while ranking fifth in the NFL in punt coverage in 2010.

In 2009, Seely was named Special Teams Coach of the Year after leading the Browns to a league best special teams ranking according to the formula comprised by Rick Gosselin of *The Dallas Morning News*. It marked Seely's fifth top-five finish for his special teams units since 1990.

Prior to joining the Browns, Seely spent 10 seasons as the New England Patriots special teams coach (1999-08), where he was part of three Super Bowl championships. Over the span of his tenure in New England, the Patriots led the NFL in kickoff return average (23.5), were fourth in field goal percentage (83.4%) and ranked eighth in punt return average (9.9). In addition, his units registered 11 returns for touchdowns, including eight on kickoffs, a figure that tied for second in the NFL over that 10-year stretch. Seely also helped produced a total of 3 special teams Pro Bowlers (K Adam Vinatieri - 2004, LB Larry Izzo - 2004 and K Stephen Gostkowski - 2008). He also tutored the AFC's leading kickoff returner on two occasions (WR Bethel Johnson - 2003 and RB Kevin Faulk - 2002) and leading punt returner (WR Troy Brown - 2002).

Seely worked with the Carolina Panthers from 1995-98, where he helped coach an expansion team to an NFC Championship Game appearance in just its second season. In 1996 and 1997, Panthers kickoff returner Michael Bates became the first player in 35 years to lead the league in kick return average in consecutive seasons, earning two consecutive trips to the Pro Bowl for his efforts. In 1996, Seely earned Special Teams Coach of the Year honors. He also had the league's best kicker, as John Kasay set a then NFL single-season record with 37 field goals. In addition to the success of Bates and Kasay, Carolina also boasted one of the league's top coverage units as the Panthers led the NFL in opponents average punt return (5.4 avg.) and ranked fifth in opponents average kickoff return (20.1 avg.).

Seely began his NFL career in 1989 with the Indianapolis Colts, serving as their special teams/tight ends coach for five years (1989-93). During his time with the Colts, he assisted in the development of two Pro Bowl special teamers, P Rohn Stark and WR Clarence Verdin. In 1992, the Colts had the NFL's top specials teams unit based on rankings by the Dallas Morning News. Seely then coached the Jets' special teams for one year (1994), and in that season, New York ranked fifth in the league in kickoff return defense (19.6 avg.) and sixth in punt return defense (6.8 avg.).

Seely's collegiate coaching career began as an assistant coach at South Dakota State in 1978. He then moved on to become a graduate assistant at Colorado State in 1979, before being named the Rams offensive line coach in 1980. Seely then served as the offensive line coach at Southern Methodist (1981), North Carolina State (1982), University of Pacific (1983) and Oklahoma State (1984-88).

A native of Vinton, IA, Seely earned all-conference honors as an offensive guard at South Dakota State University while majoring in economics and physical education. He and his wife, Patti, have three daughters, Sarah, Hannah and Brynn.

## SEELY'S BACKGROUND

<b>YEARS</b>	<b>COACHING BACKGROUND</b>	<b>HEAD COACH</b>
2011-current	Assistant Head Coach/Special Teams Coordinator, San Francisco 49ers	Jim Harbaugh
2009-10	Assistant Head Coach/Special Teams Coordinator, Cleveland Browns	Eric Mangini
1999-2008	Special Teams Coach, New England Patriots	Bill Belichick/Pete Carroll
1995-98	Special Teams Coach, Carolina Panthers	Dom Capers
1994	Special Teams Coach, New York Jets	Pete Carroll
1989-93	Special Teams Coach/Tight Ends, Indianapolis Colts	T. Marchibroda/R. Venturi/R. Meyer
1984-88	Offensive Line, Oklahoma State	Pat Jones
1983	Offensive Line, University of Pacific	Bob Cope
1982	Offensive Line, North Carolina State	Monte Kiffin
1981	Offensive Line, Southern Methodist	Ron Meyer
1980	Offensive Line, Colorado State	Sark Arslanian
1979	Graduate Assistant, Colorado State	Sark Arslanian
1978	Assistant Coach, South Dakota State	John Gregory
1974-77	*Offensive Lineman, South Dakota State	John Gregory

\*Player



# VIC FANGIO

## DEFENSIVE COORDINATOR

28TH NFL SEASON

4TH WITH 49ERS

With a plethora of NFL coaching experience, Vic Fangio is in his fourth season as defensive coordinator of the San Francisco 49ers.

In Fangio's first three seasons in San Francisco (2011-13), the 49ers are the only team to rank in the top five in the following nine categories: points allowed (16.1 points per game - 1st), rush defense (89.1 yards per game - 1st), rushing average (3.7 yards per carry - 1st), first downs allowed (835 - 1st), opposing quarterback rating (76.0 rating - 2nd), yards allowed (306.5 yards per game - 3rd), 20-plus yard plays allowed (147 - 3rd), takeaways (93 - 5th) and third down defense (34.1 pct. - 5th).

Fangio's defense continued to stymie opponents in 2013 as the 49ers defense ranked third in the NFL in points allowed (272), fourth in opponents quarterback rating (76.4) and rushing yards allowed (1,535), and fifth in total yards allowed (5,071). San Francisco's defense featured three AP All-Pro (LB NaVorro Bowman - First-Team; LB Ahmad Brooks and DT Justin Smith - Second-Team) and five Pro Bowl selections (Bowman, Brooks, S Eric Reid, Smith and LB Patrick Willis). Reid became the first rookie safety in franchise history to be selected to the Pro Bowl.

In 2012, Fangio led a 49ers defensive unit that ranked second in the NFL in both points allowed (17.1 points per game) and first downs allowed (284), third in total defense (294.4 yards per game), tied for third in third down defense (33.0 pct.) and fourth in both rush defense (94.2 yards per game) and pass defense (200.2 yards per game). San Francisco was one of two teams in the NFL to rank in the top five in all six categories (Denver).

The 49ers defense boasted six AP All-Pro selections in 2012 (First-Team: Bowman, S Dashon Goldson, LB Aldon Smith and Willis; Second-Team: Brooks and Justin Smith) and six Pro Bowl honorees (Bowman, Goldson, Aldon Smith, Justin Smith, S Donte Whitner and Willis).

In 2011, the 49ers defensive unit ranked first in the NFL against the run (77.3 yards per game), tied for first with 38 takeaways and second in points allowed (14.3 points per game). The defense did not allow a rushing touchdown through the first 14 games of the season, setting a new NFL record. The unit allowed just three rushing touchdowns all season, which is the lowest total allowed since the NFL went to a 16-game schedule in 1978. The 49ers defense also led the NFC in points allowed (14.3), yards allowed per game (325.9), opposing quarterback rating (73.6), first downs allowed (267) and ranked second in red zone defense (41.2 pct.).

Under Fangio's direction, the 49ers defense had four players named to the All-Pro team and four selected to the Pro Bowl. Justin Smith became the first player ever to be named First and Second-Team All-Pro at different positions in the same phase of the game (First-Team All-Pro at defensive tackle; Second-Team All-Pro at defensive end). Smith was also selected to his third consecutive Pro Bowl. CB Carlos Rogers, Whitner, Goldson, Aldon Smith, Bowman and Willis joined Justin Smith on the NFC Pro Bowl squad.

Fangio enters his 28th season coaching in the NFL, which includes 15 years of experience as a defensive coordinator for four NFL teams - Carolina (1995-98), Indianapolis Colts (1999-2001), Houston Texans (2002-05) and San Francisco (2011-13). As a defensive coordinator, prior to his stint with San Francisco, Fangio has directed defensive units that have led the NFL or ranked among the top three teams in seven or more major statistical categories.

Fangio was the defensive coordinator for Stanford in 2010, where he led one of the nation's top defenses. He was unanimously selected as college football's Defensive Coordinator of the Year by three different media entities.

The Cardinal defense made significant strides under Fangio's guidance, improving from a 90th ranked unit nationally in 2009 to a defense that ranked in the top-25 nationally in six major defensive categories in 2010. Stanford finished the year ranked 10th in scoring defense (17.4 points/game), 11th in sacks (36), 16th in passing defensive efficiency (112.79), 19th in rushing defense (120.8 yards/game), 19th in interceptions (18) and 21st in total defense (322.8 yards/game). Within the Pac-10 Conference, the Cardinal improved from 8th to 1st in both scoring defense and sacks, while moving from 9th to 2nd in takeaways and yards allowed. In addition, Stanford posted three Pac-10 shutouts on the year, marking the first time ever the Cardinal had held opponents scoreless in three contests in a single season.

Prior to joining Stanford, Fangio served on the Baltimore Ravens coaching staff from 2006-09 as a special assistant to the head coach and linebackers coach. In his four seasons with Baltimore, the Ravens led the NFL in total defense in 2006, ranked second in 2008 and third in 2009.

Fangio spent the previous four seasons as the defensive coordinator of the Houston Texans (2002-05). His 2002 defense ranked eighth in the AFC overall and fourth in the conference in pass defense. The Texans scored three defensive touchdowns against the Pittsburgh Steelers at Heinz Field in Week 14 en route to a 24-6 victory.

In 2004, the Texans set a team record and ranked fifth in the NFL with 22 interceptions, five of which were returned for touchdowns. Houston did not allow a touchdown for 13 straight quarters from Week 13 to 16, posting the longest stretch by any team in the league that season.

Fangio served as the defensive coordinator of the Indianapolis Colts from 1999-2001. The Colts posted a 13-3 record in Fangio's first season after going just 6-26 the previous two years. Indianapolis won its first division title in 15 years, while the Colts defense improved from last to 15th under his guidance. The 2000 Colt defense tallied 42 sacks and made strides in all other statistical categories.

In 1995, Fangio was named defensive coordinator of the expansion Carolina Panthers. The Panthers tied for seventh in total defense and ranked sixth in scoring defense, 10th in rushing defense, fifth in takeaways and second in defensive passer rating in its inaugural season.

In 1996, the Panthers won the NFC West title and reached the NFC Championship game in just their second year of existence. The Panther defense allowed just 218 points on the year, ranking second in the NFL. Carolina also yielded just five touchdowns and 56 points in the second half of games for the entire season, breaking an NFL record set by the 1985 Chicago Bears that still stands today. The Panthers defense also led the NFL in sacks and 3rd down defense. Fangio's defense featured three All-Pro linebackers in Lamar Lathon, Sam Mills and Kevin Greene.

Fangio spent nine seasons as the linebackers coach of the New Orleans Saints, starting in 1986. In his second year, the Saints advanced to the playoffs for the first time in franchise history and came back the following year to finish with a 10-6 record. Fangio coached the vaunted "Dome Patrol," which included All-Pro linebackers Rickey Jackson, Pat Swilling, Sam Mills and Vaughan Johnson. The group was the only linebacking unit from one team voted to the Pro Bowl on the first ballot. That group was later voted the best linebacking unit in NFL history by NFL Network.

After attending East Stroudsburg University, Fangio began his coaching career in 1979 as the linebackers coach at his alma mater, Dunmore (PA) High School, and was later promoted to defensive coordinator in 1980. He spent 1982 as the defensive coordinator at Milford (CT.) Academy before landing his first collegiate coaching position at the University of North Carolina, where he served as a graduate assistant in 1983.

Following a one-year stay in Chapel Hill, Fangio spent the 1984 and 1985 seasons as a defensive assistant with the Philadelphia/Baltimore Stars of the USFL, helping the team to back-to-back league titles.

Fangio was inducted into the Northeast Pennsylvania Hall of Fame in 1993. Vic has a son, Christian, and a daughter, Cassie.

**FANGIO'S BACKGROUND**

<b>YEARS</b>	<b>COACHING BACKGROUND</b>	<b>HEAD COACH</b>
2011-current	Defensive Coordinator, San Francisco 49ers	Jim Harbaugh
2010	Defensive Coordinator, Stanford	Jim Harbaugh
2009	Special Assistant to Head Coach/Linebackers, Baltimore Ravens	John Harbaugh
2006-08	Special Assistant to Head Coach, Baltimore Ravens	John Harbaugh/Brian Billick
2002-05	Defensive Coordinator, Houston Texans	Dom Capers
1999-2001	Defensive Coordinator, Indianapolis Colts	Jim Mora
1995-98	Defensive Coordinator, Carolina Panthers	Dom Capers
1986-94	Linebackers, New Orleans Saints	Jim Mora
1984-85	Defensive Assistant, Philadelphia/Baltimore Stars	Jim Mora
1983	Graduate Assistant, North Carolina	Dick Crum
1982	Defensive Coordinator, Milford Academy	Vince Sinagra
1979-81	Defensive Coordinator/Linebackers, Dunmore HS	Jack Henzes



# GREG ROMAN

## OFFENSIVE COORDINATOR

17TH NFL SEASON

4TH WITH 49ERS

Greg Roman is in his fourth year with the 49ers after being named the team's offensive coordinator on January 14, 2011.

Since his arrival to the club in 2011, Roman's offense has been an unstoppable force, especially on the ground. In each of his three seasons calling the plays, the rushing attack has ranked in the top 10 in the NFL each season in total rushing yards - 3rd in 2013 (2,201 yards), 4th in 2012 (2,491 yards) and 8th in 2011 (2,044 yards). It is the first time since 2001-03 that a 49ers offense has ranked in the top 10 in the NFL three consecutive seasons in that category. The 6,736 rushing yards over his three seasons with the team is the 2nd most in the NFL over that time span.

Not only have the 49ers been able to move the ball each year under Roman, the offense has consistently been able to avoid turnovers. From 2011-13, the 49ers have only committed 44 turnovers which ranks 1st in the NFL over that time span and is nine fewer turnovers than the second place team. Avoiding turnovers has been a large reason for the team's 41 wins, which is tied for the most wins in the NFL from 2011-13.

In 2013, Roman again proved himself as one of the brightest minds in the NFL. In QB Colin Kaepernick's first full season as a starter, the offensive unit was consistently forcing its will on their opponents. In the first game of the 2013 season vs. Green Bay, Kaepernick set the franchise record for most passing yards in a season-opener with 412 yards. The offense continued to put points on the scoreboard all season, scoring 30-or-more points in eight games, the most by the team since 1998 (10 games). The offense ranked consistently in the top 10 in numerous offensive categories in the league including 1st in 20-plus yard runs (20), 3rd in rushing yards per game (137.6), 4th in rushing touchdowns (18) and 10th in offensive scoring efficiency (37.6 pct). It marked the first time since 2003 that the 49ers had a 3,000-yard passer, 1,000-yard rusher and 1,000-yard receiver in the same season.

The 2012 season displayed Roman's expertise and vast knowledge in various offensive systems as QB Colin Kaepernick transitioned into the starting role midway through the season. Roman added new wrinkles to the offense to capitalize on Kaepernick's multi-tool talents, taking the league by surprise en route to the team's first Super Bowl appearance since 1994. The offense ranked in the top half of the league in multiple offensive categories for the second consecutive season under Roman, including 4th in rushing yards per game (155.7), 10th in time of possession (30:49), 11th in total yards per game (377.6) and 11th in points per game (24.8). Including the postseason, the 49ers broke an NFL record by recording 100 rushes of 10-plus yards, setting a new mark since the stat began being tracked in 1991.

As the 49ers captured their second consecutive NFC West title in 2012, the offense continued to display historical performances under Roman. Against the Buffalo Bills on October 7, 2012, the offense set the all-time franchise record with 621 total yards and became the only team in NFL history to rush for 300-plus yards and pass for 300-plus yards in the same game. In the NFC Divisional matchup vs. Green Bay, the 49ers set the franchise record for total yards in a playoff game with 579 yards.

Under Roman's direction in 2011, the 49ers notched a 13-3 record as the offense ranked in the NFL's top 10 in points per game (23.8 - tied for 10th), rushing yards per game (127.8 - 8th) and time of possession (32:04 - 4th). Additionally, the offense committed just 10 turnovers (5 fumbles, 5 interceptions), which ranks tied for first in NFL history for the fewest turnovers in a season, also setting a franchise record.

In Roman's first year with the 49ers, RB Frank Gore was named to his third career Pro Bowl and surpassed Hall of Famer Joe "The Jet" Perry as the franchise's all-time leading rusher. QB Alex Smith flourished in Roman's system, setting career highs in completions, passing yards and quarterback rating. Smith also set the franchise record for fewest interceptions thrown in a season (5).

TE Vernon Davis grew in the offense throughout the season. He took his game to the next level in the playoffs, registering 10 receptions for 292 yards and four touchdowns in two games. Davis became just the fifth player in the Super Bowl era to register at least two receiving touchdowns in consecutive postseason games in the same season. T Joe Staley also flourished under Roman, as he was named Second-Team All-Pro and was selected as a starter in his first career Pro Bowl.

In what marks his 17th season coaching in the NFL, Roman has been a member of the coaching staffs of the Carolina Panthers (1995-2001), Houston Texans (2002-03) and Baltimore Ravens (2006-07). He also spent two seasons (2009-10) on Jim Harbaugh's coaching staff at Stanford.

Roman joined the Cardinal in 2009 as the running game coordinator, with position responsibilities of tight ends and offensive tackles. In 2010, he kept those responsibilities, but also added the duties of associate coach and assistant head coach of the offense.

During his time at Stanford, the Cardinal posted a 20-6 record, which was the best over a two-year span in the University's history. He mentored two Heisman runner-up candidates in QB Andrew Luck (2010) and RB Toby Gerhart (2009). Over those two seasons, the Cardinal allowed a total of 13 sacks on offense, which marked the fewest over that time span in the nation. Stanford allowed just seven sacks in 2009 and six sacks in 2010, ranking 2nd in the nation both years.

Roman oversaw a Cardinal offense in 2010 that ranked 9th nationally in points scored (40.3 points/game), 14th in total yards per game (472.5), 17th in rushing yards per game (213.8) and 1st in time of possession (34:34). Under his guidance, Stanford's offense produced a school-record 524 points. Roman mentored a tight end trio of Coby Fleener, Konrad Reuland and Zach Ertz, who combined for a total of 833 receiving yards on 65 catches with 13 touchdowns.

A year prior, Roman's sophisticated blocking schemes and knowledge of the running game were major factors in the Cardinal amassing a single-season school record of 2,837 yards on the ground in 2009. At season's end, all five members of the offensive line garnered postseason honors, while Stanford's tight ends combined to catch 38 passes for 557 yards and four touchdowns.

Prior to arriving at Stanford, Roman served as the assistant of- fensive line coach for a Baltimore Ravens team that captured the 2006 AFC North Division title with a regular season mark of 13-3. He helped the Ravens improve to 17th in the NFL in total offense and 2nd in fewest sacks allowed with 17, setting a franchise record. Baltimore also led the NFL in time of possession and set team re- cords for completion percentage (62.6%), third-down conversions (96), fourth-down percentage (72.7%) and fewest turnovers (23). The offensive line helped quarterback Steve McNair set a team record for pass completion percentage (63.0%) and most passes without an interception (162). In addition, left tackle Jonathan Og- den was voted to his 10th-straight Pro Bowl.

Prior to joining the staff in Baltimore, Roman enjoyed a four-year coaching stint with the Houston Texans, serving as the team's tight ends (2002-03) and quarterbacks coach (2004-05). As tight ends coach, Roman tutored Billy Miller, who led the Texans with 91 receptions over two seasons. He also guided former 2002 NFL first round draft pick David Carr, who had his best season under Roman in 2004 when he passed for 3,531 yards and an 83.1 quar- terback rating.

Roman launched his coaching career with the Carolina Panthers in 1995, the team's inaugural season in the NFL, when he was named the strength and conditioning assistant/defensive quality

control coach, while also working with the defensive backs and the linebackers. In 1996, the Panthers set a NFL record for most wins by an expansion team, as Carolina won the NFC West crown and advanced to the NFC Championship game. He then moved to the offensive side of the ball as Carolina's offensive quality control coach for two seasons (1997-98) before assuming the role of of- fensive assistant for the 1999 and 2000 campaigns. As the team's offensive assistant, he worked with both the run-and-pass game strategy and implementation, helping the Panthers finish 2nd in the NFL in passing offense and 5th in yards per rush. Roman worked as the team's assistant offensive line coach in his final sea- son with the Panthers in 2001.

A three-year letter-winner and two-year starting defensive line- man at John Carroll University from 1990-93, Roman earned All- Ohio Conference honorable mention honors following his senior season. He also helped the Blue Streaks capture a share of the OAC championship.


During his junior year at John Carroll, Roman participated in Proj- ect H.O.P.E. (Helping Others Through Physical Education) which aids the developmentally disabled in northeast Ohio.

A native of Ventnor, N.J. and a graduate of Holy Spirit High School, Greg and his wife, Dana, have three children, Connor, Gregory and Emily Grace.

**ROMAN'S BACKGROUND**

<b>YEARS</b>	<b>COACHING BACKGROUND</b>	<b>HEAD COACH</b>
2011-current	Offensive Coordinator, San Francisco 49ers	Jim Harbaugh
2010	Associate Head Coach/Asst. Head Coach Offense/TEs/Offensive Tackles, Stanford	Jim Harbaugh
2009	Tight Ends/Offensive Tackles/Running Game Coordinator, Stanford	Jim Harbaugh
2006-07	Assistant Offensive Line, Baltimore Ravens	Brian Billick
2004-05	Quarterbacks, Houston Texans	Dom Capers
2002-03	Tight Ends, Houston Texans	Dom Capers
2001	Assistant Offensive Line, Carolina Panthers	George Seifert
1999-2000	Offensive Assistant, Carolina Panthers	George Seifert
1997-98	Offensive Quality Control, Carolina Panthers	Dom Capers
1996	Defensive Assistant, Carolina Panthers	Dom Capers
1995	Defensive Quality Control/Strength & Conditioning Assistant, Carolina Panthers	Dom Capers
1990-93	*Defensive Lineman, John Carroll University	Tony DeCarlo





# D.J. BOLDIN

## OFFENSIVE ASSISTANT

2ND NFL SEASON

2ND WITH 49ERS

D.J. Boldin is in his first season with the 49ers as an offensive assistant, after spending the 2013 season as an intern with the team.

Prior to joining the 49ers, Boldin spent the spring of 2013 coaching in the Professional Developmental Football League both as an offensive coordinator and wide receivers coach.

Before his time as an assistant coach, Boldin played wide receiver at Wake Forest University. He earned First-Team All-ACC honors after recording 81 receptions for 848 yards and three touchdowns

during his senior season in 2008. Boldin signed as an undrafted free agent with the Detroit Lions in 2009 and would later finish his playing career with a stint in the Canadian Football League with the Toronto Argonauts from 2010-12.

Boldin graduated from Wake Forest in the spring of 2008 with a degree in sociology. He is the younger brother of 49ers WR Anquan Boldin.

### BOLDIN'S BACKGROUND

YEARS	COACHING BACKGROUND	HEAD COACH
2014-current	Offensive Assistant, San Francisco 49ers	Jim Harbaugh
2013	Coaching Assistant, San Francisco 49ers	Jim Harbaugh
2010-2011	*Wide Receiver, Toronto Argonauts (CFL)	Jim Barker
2004-08	*Wide Receiver, Wake Forest	Jim Grobe

\*Player



# GEEP CHRYST

## QUARTERBACKS

22ND NFL SEASON

4TH WITH 49ERS

Geep Chryst is in his fourth season with the 49ers after being named the team's quarterbacks coach on January 19, 2011.

Chryst has played a pertinent role in the development of QB Colin Kaepernick, which was evident when he became the starter in Week 11 of the 2012 season and led the team to an appearance in Super Bowl XLVII. During the 2013 season, Kaepernick led the team to its third consecutive NFC Championship Game appearance. Under Chryst's tutelage, Kaepernick ranked 10th in the NFL with a quarterback rating of 91.6, throwing for 21 touchdowns and only 8 interceptions.

The 2012 season showed Chryst's strengths and expertise as the teams quarterbacks coach in capitalizing on the strengths of the starting quarterback. Midway through the season, Kaepernick was named the teams starter. Chryst's quarterback duo of Kaepernick and Alex Smith, tied for the fewest interceptions in the NFL (8), ranked 4th in quarterback rating (101.2), and 4th in completion percentage (66.3).

In 2011, Chryst helped guide Smith to his best NFL season, setting career highs in passing yards (3,144), completions (273), and passer rating (90.7). He also set the franchise record for fewest interceptions thrown in a single-season with just five. Smith's five interceptions are tied for third in NFL history (min. 400 atts.) and his interception percentage of 1.1 also ranks third in NFL history (min. 400 atts.). Most importantly, he posted a 14-4 overall record as the starter, in 2011.

With 22 years of coaching experience, including 20 years in the NFL, Chryst most recently served as the tight ends/offensive quality control coach for the Carolina Panthers (2006-10). In 2009, Chryst was part of an offensive coaching staff that helped the Panthers become the first team in the history of the NFL to garner two running backs with more than 1,100 yards rushing in the same season. His tight end unit also posted the most productive receiving season for Panthers tight ends in a decade that year.

Before joining Carolina in 2006, Chryst served as the Arizona Cardinals quarterbacks coach (2001-03) and San Diego Chargers offensive coordinator/quarterbacks coach (1999-2000). Chryst implemented the no-huddle offense in San Diego in 1999, which led to Harbaugh enjoying the second-highest passing output (2,761 passing yards) of his 15-year career. The Chargers also completed the most passes (332) in 13 years with Chryst directing the offense and Harbaugh became the first quarterback in team history since Hall of Famer Dan Fouts to pass for 400 yards in a game, that year.

Chryst spent three seasons with the Cardinals, serving as the team's tight ends coach from 1996-97 before becoming the quarterbacks coach in 1998. He began his NFL coaching career with the Chicago Bears in 1991 as the director of research/quality control, a position he held until 1995. In the spring of 1992, Chryst, after being out of uniform for eight years, took a 15-day hiatus from the Bears to long snap in three playoff games for the short-handed Orlando Thunder of the World League. Interestingly, he had made his professional coaching debut with the Thunder in 1991, serving as the wide receivers/running backs coach.


Chryst began his coaching career at University of Wisconsin-Platteville in 1987 before moving over to the University of Wisconsin-Madison in 1988. Chryst then spent two years at the University of Wyoming, serving as the offensive line coach in 1989 and the quarterbacks coach in 1990.

A three-year starter at linebacker for Princeton University, Chryst also played baseball for two seasons for the Tigers. He earned a bachelor's degree in history from Princeton as well as a master's degree in educational administration from the University of Wisconsin.

### CHRYST'S BACKGROUND

YEARS	COACHING BACKGROUND	HEAD COACH
2011-current	Quarterbacks, San Francisco 49ers	Jim Harbaugh
2006-10	Tight Ends/Offensive Quality Control, Carolina Panthers	John Fox
2001-03	Quarterbacks, Arizona Cardinals	Dave McGinnis
1999-2000	Offensive Coordinator/Quarterbacks, San Diego Chargers	Mike Riley
1998	Quarterbacks, Arizona Cardinals	Vince Tobin
1996-97	Tight Ends, Arizona Cardinals	Vince Tobin
1991-95	Director of Research/Quality Control, Chicago Bears	Dave Wannstedt/Mike Ditka
1992	*Tight End/Longsnapper, Orlando Thunder (World League)	Galen Hall
1991	Wide Receivers/Running Backs, Orlando Thunder (World League)	Don Matthews
1990	Quarterbacks, University of Wyoming	Paul Roach
1989	Offensive Line, University of Wyoming	Paul Roach
1988	Graduate Assistant, University of Wisconsin	Don Morton
1987	Quarterbacks, University of Wisconsin-Platteville	George Chryst
1981-84	*Linebacker, Princeton University	Frank Navarro

\*Player



# RONALD CURRY

## OFFENSIVE ASSISTANT

2ND NFL SEASON

2ND WITH 49ERS

Ronald Curry is in his second season as a coach in the NFL, and his second season with the 49ers as the team's offensive assistant.

Curry, a seven-year NFL veteran, played wide receiver for the Oakland Raiders from 2002-08. Although Curry enters his second year of professional coaching, he has studied under Hall of Famers Fred Biletnikoff (2003-06) and James Lofton (2008).

Originally drafted in the 7th round from the University of North Carolina, Curry played in 76 games (32 starts) and registered 193 receptions for 2,347 yards and 13 touchdowns for the Raiders. He is reunited with 49ers head coach Jim Harbaugh, who was an offensive assistant on the Raiders staff from 2002-03, and 49ers wide receivers coach John Morton, who held the same position with the Raiders in 2002.

Prior to joining the 49ers staff, Curry spent three years at Morresville Christian Academy in Mooresville, NC, as athletic director and head football coach.

A native of Hampton, VA, Curry was an All-American in football and basketball in high school. At UNC, he also played on the basketball team for two seasons with DE Julius Peppers. Curry and his wife Stacie, have three children: Raley, Emery and Carter.

### CURRY'S BACKGROUND

YEARS	COACHING BACKGROUND	HEAD COACH
2013-current	Offensive Assistant, San Francisco 49ers	Jim Harbaugh
2010-2012	Athletic Director and Head Football Coach, Mooresville (NC) High School	---
2002-08	*Wide Receiver, Oakland Raiders	Bill Callahan/Norv Turner Art Shell/Lane Kiffin/ Tom Cable

\*Player



# REGGIE DAVIS

## OFFENSIVE LINE

4TH NFL SEASON

4TH WITH 49ERS

A former NFL tight end, Reggie Davis is in his first season as the offensive line coach after spending the previous three seasons as tight ends coach for the team.

In 2013, Davis coached TE Vernon Davis to his second-career Pro Bowl and AP Second-Team All-Pro honors as he tied a career-high with 13 touchdown receptions. Vernon Davis became the first tight end in NFL history to register at least 12 touchdowns in two different seasons.

Davis continued to get the most out of his tight ends during the 2012 season in all aspects of the game. TE Vernon Davis ranked 3rd in the NFL by averaging 13.2 yards per reception and continued his dominance in the postseason by tying the Super Bowl record for receiving yards by a tight end (104 yards). Vernon Davis also registered his 4th-career 100-yard receiving game in the postseason, which is t-1st in NFL history among tight ends.

In 2011, the 49ers tight ends served as valuable weapons and accounted for 87 receptions for 1,009 yards and nine touchdowns, including a team-leading six by Davis. In the 49ers two playoff games, Davis notched 10 receptions for 292 yards and four touchdowns. His 292 receiving yards are the most in NFL history by a tight end in their first two postseason games. He became just the fifth player in the Super Bowl era to register at least two touchdowns in consecutive postseason games in the same season.

Davis previously played alongside, and coached under, 49ers head coach Jim Harbaugh, while with the San Diego Chargers and at the University of San Diego, respectively.

Davis spent the previous three years as the running backs coach at Oregon State University. Under his tutelage, RB Jacquizz Rodgers became the first freshman in the history of the Pac-10 Conference to earn its Offensive MVP award in 2008, after rushing for 1,253 yards and earning All-America honors for his efforts.

Prior to joining the Beavers in 2008, Davis was the running backs coach at the University of Nevada-Las Vegas from 2005-07. In 2004, he served on Harbaugh's San Diego coaching staff, tutoring the tight ends and assisting with special teams. From 2001-04, he worked as a speed and strength coach for Play Fast Athletics in San Diego.

A University of Washington standout, Davis went on to play two seasons alongside Harbaugh as a Charger (1999-2000), appearing in 26 games (three starts).

A native of Long Beach, CA, Davis holds a degree in sociology. He and his wife Jennifer have five children, a daughter, Kayla, and two sets of twins, DeSean and Jalen, and Jordan and Tyson.

### DAVIS' BACKGROUND

YEARS	COACHING BACKGROUND	HEAD COACH
2014-current	Offensive Line, San Francisco 49ers	Jim Harbaugh
2011-13	Tight Ends, San Francisco 49ers	Jim Harbaugh
2008-10	Running Backs, Oregon State	Mike Riley
2005-07	Running Backs, UNLV	Mike Sanford
2004	Tight Ends, University of San Diego	Jim Harbaugh
1999-2000	*Tight End, San Diego Chargers	Mike Riley
1994-98	*Tight End/Linebackers, University of Washington	Jim Lambright

\*Player



# ED DONATELL

## SECONDARY

24TH NFL SEASON

4TH WITH 49ERS

Ed Donatell is in his fourth season with the 49ers as the team's secondary coach.

Working with assistant secondary coach Greg Jackson, San Francisco's secondary allowed just 221.0 passing yards per game in 2013, ranking 4th in the NFC and 7th in the NFL. The secondary accounted for 14 interceptions, ranking t-7th in the NFL and t-3rd in the NFC. Rookie S Eric Reid was selected to the Pro Bowl, becoming the first 49ers rookie safety to be selected to the Pro Bowl in franchise history.

Donatell helped guide the 49ers to the best pass defense in the NFC and the fourth-best in the NFL, in 2012, allowing just 200.2 yards per game. That total is the lowest given up by the 49ers since 1997 (165.4 yards per game). The 49ers secondary also boasted two Pro Bowl selections (S Donte Whitner and S Dashon Goldson) and a First-Team All-Pro (Goldson).

In 2011, the 49ers secondary tallied 22 interceptions, which ranked second among all NFL secondaries. Goldson and CB Carlos Rogers each recorded a career-high six interceptions, and were both selected to the Pro Bowl for the first time in their careers. Rogers was named a starter in Hawaii, while also being selected Second-Team All-Pro. The defense finished the season ranked fourth in the NFL in percentage of pass attempts intercepted (3.9).

With over three decades of coaching experience, including 22 years in the NFL, Donatell has worked with several of the most highly regarded defensive backs in pro football history, including Ronnie Lott, Steve Atwater, LeRoy Butler, Darren Sharper, Ty Law, Lawyer Milloy, Champ Bailey and Brian Dawkins.

Donatell most recently served as the secondary coach with the Denver Broncos from 2009-10. Over the course of two seasons with the Broncos, the team ranked seventh in the NFL in opponent completion percentage (58.8) and ninth in passing yards per game (223.7).

Prior to working as the defensive coordinator for the University of Washington in 2008 and a special assistant for the New York Jets in 2007, Donatell served as the defensive coordinator for the Atlanta Falcons from 2004-06.

In his first season with Atlanta in 2004, the Falcons advanced to the NFC Championship Game and led the NFL in sacks (48) for the first time in club history. During his final year as the Falcons defensive coordinator in 2006, the club led the NFL in third-down percentage (30.2), while ranking sixth in the league in yards per carry allowed (3.8).

Donatell spent four seasons as Green Bay's defensive coordinator (2000-03), helping the Packers lead the NFL with 116 takeaways from 2001 to 2003. Green Bay advanced to the playoffs during each of those three seasons, including the 2001 and 2002 campaigns when they won the NFC North title. In 2002, Donatell's defense set a Green Bay record with 52 sacks and led the NFL with 45 takeaways. That year, Sharper earned his second Pro Bowl selection under Donatell after tying for the NFC lead among safeties with seven interceptions.

In Donatell's first stint with the Broncos (1995-99) he served as the team's secondary coach and won back-to-back Super Bowls in 1998 and 1999. The Broncos ranked seventh in the league in both passing yards per game (199.6) and passing yards per attempt allowed (6.5), en route to earning three playoff berths under Donatell. The Broncos also ranked in the top 10 against the pass in four of Donatell's five seasons as defensive backs coach.

Donatell made his NFL coaching debut as the secondary coach with the New York Jets from 1990-94, where he worked with Lott in the final two seasons of his career.

Prior to making the jump to the NFL, Donatell spent 11 seasons in the collegiate ranks. He served as the defensive backs coach at Cal State Fullerton (1989), the University of Idaho (1986-88) and the University of Pacific (1983-85). He also was a graduate assistant at the University of Washington (1981-82) and Kent State (1979-80).

An all-conference defensive back, team captain and four-year letter winner at Glenville State (WV) University, Donatell received a bachelor's degree in physical education in 1979. He went on to earn a master's degree in administration from Kent State in 1981. A native of Stow, OH, Donatell is married to his wife Shari, and the couple has three children, Brenna, Thomas and Steven.

**DONATELL'S BACKGROUND**

<b>YEARS</b>	<b>COACHING BACKGROUND</b>	<b>HEAD COACH</b>
2011-current	Secondary, San Francisco 49ers	Jim Harbaugh
2009-10	Secondary, Denver Broncos	Eric Studesville/Josh McDaniels
2008	Defensive Coordinator, University of Washington	Tyrone Willingham
2007	Special Assistant, New York Jets	Eric Mangini
2004-06	Defensive Coordinator, Atlanta Falcons	Jim Mora
2000-03	Defensive Coordinator, Green Bay Packers	Mike Sherman
1995-99	Defensive Backs, Denver Broncos	Mike Shanahan
1990-94	Defensive Backs, New York Jets	Pete Carroll/Bruce Coslet
1989	Defensive Backs, Cal State Fullerton	Gene Murphy
1986-88	Defensive Backs, University of Idaho	Keith Gilbertson
1983-85	Defensive Backs, University of Pacific	Bob Cope
1981-82	Graduate Assistant, University of Washington	Don James
1979-80	Graduate Assistant, Kent State	Ron Blackledge



# EJIRO EVERO

## DEFENSIVE ASSISTANT

7TH NFL SEASON

4TH WITH 49ERS

Ejiro Evero (eeh-JEE-row EV-uh-row) is in his fourth season with the 49ers and first as a defensive assistant.

After joining the team in 2011 as a quality control coach, Evero spent two seasons as an offensive assistant in 2012-13. Prior to coming to the Bay Area, he spent the 2010 season at the University of Redlands as the special teams coordinator and safeties coach.

Prior to his stint with the Bulldogs, he spent three seasons with the Tampa Bay Buccaneers (2007-09) as the defensive quality control coach. In his first year with the Bucs, Evero was part of a defensive unit that ranked second in the NFL in total defense (278.4 ypg) and first in pass defense (170.5 ypg). The following year in 2008, he helped the defense finish in the top 10 in total defense for a second consecutive season, ranking ninth in the NFL by allowing only 306.1 yards per game.

Before joining Tampa Bay, Evero spent two seasons (2005-06) as an assistant coach at the University of California-Davis where he helped the Aggies to the Great West Conference Championship in 2005. In 2004, he was a football intern at UC-Davis, while also serving as an assistant coach for the Davis High School junior varsity squad.

Evero was a four-year letterman at UC-Davis, starting at safety for three seasons. A two-time captain for the Aggies, he was twice named a Division II All-American (2002-03). Following his college career in 2004, he signed with the Oakland Raiders as an undrafted free agent.

Evero completed his Masters of Business Administration from National University, in 2006.

### EVERO'S BACKGROUND

YEARS	COACHING BACKGROUND	HEAD COACH
2014-current	Defensive Assistant, San Francisco 49ers	Jim Harbaugh
2012-13	Offensive Assistant, San Francisco 49ers	Jim Harbaugh
2011	Quality Control, San Francisco 49ers	Jim Harbaugh
2010	Special Teams Coordinator/Safeties, University of Redlands	Mike Maynard
2007-09	Defensive Quality Control, Tampa Bay Buccaneers	Raheem Morris/Jon Gruden
2005-06	Assistant Coach, University of California-Davis	Bob Biggs
2000-03	*Safety, University of California-Davis	Bob Biggs

\*Player



# RICHMOND FLOWERS

## OFFENSIVE ASSISTANT

5TH NFL SEASON

1ST WITH 49ERS

Richmond Flowers III is entering his first season with the 49ers as an offensive assistant and his fifth NFL season as a coach. Flowers spent the previous four seasons with the Washington Redskins having worked as a quality control coach.

Flowers assisted a Redskins offense in 2012 that became the first team in NFL history to post 3,400 passing yards and 2,700 rushing yards in the same season. In addition to his quality control duties, Flowers assisted quarterbacks coach Matt LaFleur as Washington eclipsed the 6,000-yard mark for only the third time in the team's 80-year history and finished fifth in the NFL in yards per game (383.2). The Redskins posted a 10-6 record and secured the team's first NFC East Division title since 1999.

In 2011, Flowers helped wide receiver Jabar Gaffney post career-highs in receptions (68) and receiving yards (947). In 2010, he worked primarily as an offensive assistant on a unit that set a franchise record in completions (349) and finished with the third highest gross passing yardage totals in team history (4,261). The offense also registered a touchdown pass in 15 consecutive games from Weeks 2-17 for the first time in franchise history.

Flowers was a seventh-round draft pick of the Jacksonville Jaguars in 2001, but spent most of that season on the Dallas Cowboys practice squad. He went to training camp with Dallas in 2002 before being released. Flowers joined the Redskins practice squad in 2002 and also spent the 2003 preseason with Washington.

While playing for the Barcelona Dragons in 2002, Flowers led NFL Europe with six touchdown receptions and 14.9 yards per catch and ranked third in the league with 508 receiving yards, tied for fifth with 34 catches, and fourth with a 27.4 kickoff return average. In 2004, Flowers played for the Arena Football League's New York Dragons where he made 32 receptions for 638 yards and 13 touchdowns and was named an Iron Man Rookie of the Year nominee. Flowers retired from professional football in 2007 after a stint with the Saskatchewan Roughriders of the CFL.

Flowers played collegiately at Duke, where he was a three-year letter winner (1996, 98-99) and a 1998 ACC All-Academic Team selection. After graduating from Duke, Flowers played his final season of college eligibility at Tennessee-Chattanooga in 2000. His 86 receptions and 1,035 receiving yards for the Mocs that year established school single-season records at the time and ranked second in UTC history. His five 100-yard receiving games tied a school single-season record.

Flowers' father, Richmond Flowers, Jr., played safety with the Dallas Cowboys (1969-71), New York Giants (1971-73) and the World Football League (1975). Flowers Jr. was a second round draft pick (49th overall) of the Cowboys out of the University of Tennessee in 1969. Flowers' brother, Bill, played wide receiver at Mississippi (2001-04), where he ranked second in school history with 149 receptions.

Flowers was born May 4, 1978, in Birmingham, AL. He and his wife, Lara, have two children.

### FLOWERS' BACKGROUND

YEARS	COACHING BACKGROUND	HEAD COACH
2014-current	Offensive Assistant, San Francisco 49ers	Jim Harbaugh
2010-13	Offensive Quality Control, Washington Redskins	Mike Shanahan
2007	Wide Receiver, Saskatchewan Roughriders (CFL)	Kent Austin
2004-06	Wide Receiver, New York Dragons (AFL)	Todd Shell/Weylan Harding
2003	Wide Receiver, Barcelona Dragons (CFL)	Jack Bicknell
2002	*Wide Receiver (Practice Squad), Washington Redskins	Steve Spurrier
2001	*Wide Receiver (Practice Squad), Dallas Cowboys	Dave Campo
2000-01	*Wide Receiver, Tennessee-Chattanooga	Buddy Green/Donnie Kirkpatrick
1996-99	*Wide Receiver, Duke	Fred Goldsmith/Carl Franks

\*Player





# GREG JACKSON

## ASSISTANT SECONDARY

4TH NFL SEASON

4TH WITH 49ERS

Greg Jackson is in his fourth season as secondary coach for the 49ers.

Working alongside secondary coach Ed Donatell, San Francisco's secondary allowed just 221.0 passing yards per game in 2013, ranking 4th in the NFC and 7th in the NFL. The secondary accounted for 14 interceptions, ranking t-7th in the NFL and t-3rd in the NFC. Rookie S Eric Reid was selected to the Pro Bowl, becoming the first 49ers rookie safety to be selected to the Pro Bowl in franchise history.

Jackson helped guide the 49ers to the best pass defense in the NFC and the fourth-best in the NFL, in 2012, allowing just 200.2 yards per game. That total is the lowest given up by the 49ers since 1997 (165.4 yards per game). The 49ers secondary also boasted two Pro Bowl selections (S Donte Whitner and S Dashon Goldson) and a First-Team All-Pro (Goldson).

In 2011, the 49ers secondary tallied 22 interceptions, which ranked second among all NFL secondaries. Goldson and CB Carlos Rogers each recorded a career-high six interceptions, and were both selected to the Pro Bowl for the first time in their careers. Rogers was named a starter in Hawaii, while also being selected Second-Team All-Pro. The defense finished the season ranked fourth in the NFL in percentage of pass attempts intercepted (3.9).

Jackson joined San Francisco after having spent eight years coaching in the collegiate ranks. In 2010, he was the nickel back/assistant linebackers coach for a University of Wisconsin team that finished the year ranked seventh in the nation with an 11-2 record.

Prior to joining the Badgers, Jackson coached at Tulane University, serving as the linebackers/kickoff team coach (2009), the safeties/kickoff team coach (2008) and the defensive backs coach (2007). Jackson spent three seasons as the defensive backs coach at Louisiana-Monroe (2004-06), where he coached All-Sun Belt Conference defensive back Chris Harris, who led the country with seven interceptions, in 2004. He also spent one year as the defensive backs coach for the University of Idaho (2003).

Jackson enjoyed a 12-year career as a NFL safety. He originally entered the league as a third-round draft choice of the New York Giants in 1989, with whom he played until 1993. Jackson then went on to play for the Philadelphia Eagles (1994-95), New Orleans Saints (1996) and San Diego Chargers (1997-2000). He was a teammate of 49ers head coach Jim Harbaugh during his final two years with the Chargers. In his career, Jackson played in 168 games (129 starts) and registered 32 interceptions.

Jackson enjoyed a productive collegiate career at LSU from 1985-88, helping the Tigers to a combined 36-10-2 record over that span. LSU won the Southeastern Conference championships in 1986 and 1988, and played in bowl game every year.

Jackson, a safety, was a first-team All-American in 1988, leading the nation with seven interceptions. His 219 interception return yards is the second-highest single-season total in SEC history.

A native of Miami, FL, Jackson earned a bachelor's degree in communications broadcasting from Fairleigh Dickinson University, in 2004.

Jackson and his wife, Dina, have two children, Greg Jr. and Jayden, while his oldest son, Jamal, is a football student-athlete at Appalachian State University.

### JACKSON'S BACKGROUND

<b>YEARS</b>	<b>COACHING BACKGROUND</b>	<b>HEAD COACH</b>
2011-current	Assistant Secondary, San Francisco 49ers	Jim Harbaugh
2010	Nickel Back/Assistant Linebackers, Wisconsin	Bret Bielema
2009	Linebackers/Kickoff Team, Tulane	Bob Toledo
2008	Safeties/Kickoff Team, Tulane	Bob Toledo
2007	Defensive Backs, Tulane	Bob Toledo
2004-06	Defensive Backs, Louisiana-Monroe	Charlie Weatherbie
2003	Defensive Backs, Idaho	Tom Cable
1997-2000	*Safety, San Diego Chargers	Mike Riley/Kevin Gilbride/June Jones
1996	*Safety, New Orleans Saints	Jim Mora
1994-95	*Safety, Philadelphia Eagles	Ray Rhodes/Rich Kotite
1989-93	*Safety, New York Giants	Dan Reeves/Ray Handley/Bill Parcells
1985-88	*Safety, LSU	Mike Archer/Bill Arnsparger

\*Player



# JIM LEAVITT

## LINEBACKERS

4TH NFL SEASON

4TH WITH 49ERS

With over 30 years of coaching experience in the collegiate ranks, Jim Leavitt is now in his fourth season as the linebackers coach for the 49ers.

In 2013, Leavitt led a linebacking corps that featured NFL Defensive Player of the Year Candidate, AP First-Team All-Pro and Pro Bowl selection LB NaVorro Bowman. Bowman led the team with a career-high 192 tackles, while adding a career-high 5.0 sacks and two interceptions. LB Patrick Willis ranked second on the team with 147 tackles and was selected to his seventh consecutive Pro Bowl.

In 2012, Leavitt oversaw a linebacking corps that featured two, First-Team All-Pro middle linebackers in Willis and Bowman. Both Willis (starter) and Bowman were also selected to the Pro Bowl. Bowman led the team with 183 tackles and Willis added 171 tackles.

In his first season in San Francisco, Leavitt's unit featured two, First-Team All-Pro selections in Willis and Bowman. Bowman, in his first year as a starter, led the team with 173 tackles, while adding two sacks and two fumble recoveries. Willis ranked second on the team with 121 tackles and set career-highs with four forced fumbles, two fumble recoveries and 12 passes defended. The 49ers also ranked first in the NFL in run defense, in 2011.

Prior to joining San Francisco, Leavitt was the head coach at the University of South Florida, a position he held since the program's inception in 1995. In 13 seasons, he led the Bulls to a 95-57 record.

The program began play in 1997 at the division I-AA level and immediate success propelled the Bulls to a national ranking for 24 consecutive weeks. In 2001, South Florida became a Division I-A independent before moving to Conference USA, in 2003. Leavitt's continued success helped South Florida move into the Big East prior to the 2005 season. That year, Leavitt led the Bulls to their first ever Bowl appearance.

Since becoming a member of the Big East Conference in 2005, Leavitt led the Bulls to a 40-24 record, including five consecutive Bowl appearances, posting a 3-2 record in those games. South Florida's ascension into the top 25 from entry into I-A/FCS was the fastest in NCAA history, surpassing Boise State's rise by a mere seven weeks. The Bulls achieved another record on September 30, 2007, when they became the fastest program of the modern era to reach the top 10, landing at No. 6 in the AP Poll and No. 9 in the Coaches' Poll. On October 14, 2007, South Florida received its first ever BCS ranking as the No. 2 team in the nation behind only the Ohio State Buckeyes. That week, the team was also ranked No. 2 in the AP Poll and No. 3 in both the Coaches' and the Harris Interactive Poll.

Prior to becoming the head coach at South Florida, Leavitt worked under legendary coach Bill Snyder at Kansas State from 1990-95. Leavitt served as the linebackers coach for two seasons before becoming the defensive coordinator. He was instrumental in building a Wildcat defense that improved from 93rd in the nation in 1993 to the number one ranked unit in 1995.

His coaching career began as a graduate assistant at the University of Missouri (1978-79). Leavitt followed that by serving as the defensive coordinator at the University of Dubuque (IA) from 1980-81. He then spent five seasons at Morning Side College (IA), working as the special teams coordinator for one year before being named the defensive coordinator in 1983.

In 1988, Leavitt turned his attention towards obtaining his PhD in psychology from the University of Iowa, an endeavor he had been pursuing sporadically since 1982. By 1989, Leavitt simply needed to complete his dissertation when Iowa head coach Hayden Fry offered him a graduate position. With the coaching bug in his blood, Leavitt jumped at the opportunity and was able to fast track his coaching career in I-A football. Following the '89 season, Leavitt was named to Bill Snyder's staff at Kansas State.

A native of Harlingen, TX, Leavitt is married to his wife, Jody, and the couple has two daughters, Sofia and Isabella. Leavitt also has another daughter, Deandra.

### LEAVITT'S BACKGROUND

YEARS	COACHING BACKGROUND	HEAD COACH
2011-current	Linebackers, San Francisco 49ers	Jim Harbaugh
1995-2009	Head Coach, University of South Florida	---
1992-95	Defensive Coordinator, Kansas State University	Bill Snyder
1990-91	Linebackers, Kansas State University	Bill Snyder
1989	Graduate Assistant, University of Iowa	Hayden Fry
1988	Academic Internship, University of Iowa	Hayden Fry
1983-87	Defensive Coordinator, Morning Side College	Erv Mondt
1982	Special Teams Coordinator, Morning Side College	Tim McGuire
1980-81	Defensive Coordinator, University of Dubuque	Don Birmingham
1978-79	Graduate Assistant, University of Missouri	Warren Powers



# MICK LOMBARDI

## OFFENSIVE ASSISTANT

4TH NFL SEASON

2ND WITH 49ERS

Mick Lombardi is in his second season with the 49ers, his first season as an offensive assistant after spending 2013 as an assistant to the head coach.

Prior to joining the 49ers, Lombardi served as both a scouting assistant and coaching assistant for the New England Patriots, where his duties included evaluating players, breaking down film for the offense, assisting all offensive coaches, running the scout team, and charting plays for the coaching staff.

Lombardi was hired as a training camp intern in the scouting department for the Patriots in 2011, before being promoted to a full-time post prior to the regular season.

Before his time in the NFL, Lombardi was a student assistant coach at Fordham University for the 2009 and 2010 seasons. In that role, he was responsible for film break down, scouting reports, and the scout team.

Lombardi graduated from Fordham University in the spring of 2011 with a degree in communications.

### LOMBARDI'S BACKGROUND

<b>YEARS</b>	<b>COACHING BACKGROUND</b>	<b>HEAD COACH</b>
2014-current	Offensive Assistant, San Francisco 49ers	Jim Harbaugh
2013	Assistant to the Head Coach, San Francisco 49ers	Jim Harbaugh
2012	Scouting Assistant/Coaching Assistant, New England Patriots	Bill Belichick
2011	Scouting Assistant, New England Patriots	Bill Belichick
2009-10	Student Assistant Coach, Fordham	Tom Masella



# ERIC MANGINI

## TIGHT ENDS

18TH NFL SEASON

2ND WITH 49ERS

Eric Mangini is in his second season with the 49ers and first as the tight ends coach. Mangini spent the 2013 season as the team's senior offensive consultant.

Mangini's wealth of football coaching experience, including stints as a head coach with the Cleveland Browns (2009-10) and New York Jets (2006-08), has been evident in his time with the team. In his 18 years as an NFL coach, he has been a part of seven teams that qualified for the playoffs, including five division titles and three Lombardi trophies. Prior to joining the 49ers, Mangini worked as an NFL analyst at ESPN since 2011.

As a NFL rookie head coach with the New York Jets in 2006, Mangini took a team that went 4-12 the previous season and directed it to a 10-6 regular season record and a playoff appearance. He was later recognized as AFC Coach of the Year by the Kansas City Committee of 101. Eight different Jets earned Pro Bowl honors over the three years that Mangini was head coach. Of the eight, three were drafted in Mangini's first two seasons with the team (C Nick Mangold, CB Darrelle Revis and KR Leon Washington), while four others (DT Kris Jenkins, QB Brett Favre, RB Thomas Jones and G Alan Faneca) were acquired while he was the head coach.

Prior to being named head coach of the Jets, Mangini spent six seasons with the New England Patriots as their defensive backs coach (2000-04) and defensive coordinator (2005), where he was part of three Super Bowl Championships. In Mangini's five seasons in charge of the team's secondary, the unit earned five Pro Bowl selections and evolved into one of the NFL's most successful defensive backfields. The Patriots recorded 99 interceptions from 2000-04, the fifth-highest total in the NFL over that span. Their 14 interception returns for touchdowns in those five seasons tied with Tampa Bay for the most in the NFL.

Mangini served as a defensive assistant with the Jets from 1997-99, after spending 1996 as an offensive assistant with the Baltimore Ravens. He began his NFL coaching career with the Browns as a coaches assistant in 1995, after serving as a ball boy and public relations intern with the team the previous year.

A native of Hartford, CT, Mangini played collegiately at Wesleyan University and graduated with a degree in political science. A nose tackle on the football team, Mangini still holds school records for single-season (11.5) and career (36.5) sacks.

A true philanthropist, Mangini has had a hand in helping out his community everywhere he has coached. In 2002, he along with his brother, Kyle, founded the Carmine & Frank Mangini (CFM) Foundation to benefit under-resourced children. Funds from the foundation are put towards computer scholarships for students and mini grants for teachers and coaches to pursue projects that may be beyond their current budget.

During his time in New York, Mangini hosted the Charity Bowl at Chelsea Piers in New York City in May of 2007 and then again in 2008. The proceeds benefited non-profit organizations committed to providing athletic and academic opportunities to deserving children.

The Mangini's have also been involved with many other charitable endeavors, including the Big Brothers Big Sisters of Northeast Ohio and the Adopt-A Family Program through The Littlest Heroes.

He and his wife, Julie, have three sons, Jake, Luke and Zack.

### MANGINI'S BACKGROUND

YEARS	COACHING BACKGROUND	HEAD COACH
2014-current	Tight Ends, San Francisco 49ers	Jim Harbaugh
2013	Senior Offensive Consultant, San Francisco 49ers	Jim Harbaugh
2009-10	Head Coach, Cleveland Browns	---
2006-08	Head Coach, New York Jets	---
2005	Defensive Coordinator, New England Patriots	Bill Belichick
2000-04	Defensive Backs, New England Patriots	Bill Belichick
1997-99	Defensive Assistant/Quality Control, New York Jets	Bill Parcells
1996	Offensive Assistant/Quality Control, Baltimore Ravens	Ted Marchibroda
1995	Coaches' Assistant, Cleveland Browns	Bill Belichick
1989-90, 92-93	*Nose Tackle, Wesleyan University	

\*Player



# JOHN MORTON

## WIDE RECEIVERS

12TH NFL SEASON

4TH WITH 49ERS

John Morton is in his fourth year with the 49ers as the team's wide receivers coach.

The wide receiving corps continued to take great stride in 2013 under the tutelage of Morton. WR Anquan Boldin set the franchise record for most receiving yards in a season-opener in his first game with the team after recording 208 yards vs. Green Bay. Boldin went on to register his sixth-career 1,000-yard season, and first since 2009. It marked the first time since 2002-03 that the 49ers had a 1,000-yard receiver in consecutive seasons.

The 2012 season was a season of firsts in a decade as WR Michael Crabtree became the first 49ers wide receiver to surpass the 1,000-yard mark since 2003, notching career highs in receptions (85), receiving yards (1,105) and touchdowns (9).

Under Morton's direction in 2011, Crabtree led the team with then career-highs in receptions (72) and receiving yards (874), while adding four touchdowns.

Morton spent the previous four years at the University of Southern California as the school's wide receivers coach. He also held the position of the Trojans passing game coordinator in 2007-08 and 2010, while serving as the school's offensive coordinator in 2009. Under Morton's tutelage, WR Damian Williams earned All-Pac-10 First-Team honors and, along with WR Patrick Turner, was a third round draft pick in the 2009 NFL Draft.

Prior to joining USC, Morton served at the passing game coordinator/offensive assistant with the New Orleans Saints in 2006, helping the Saints earn a berth in the NFC Championship Game that season.

Morton worked under Jim Harbaugh at the University of San Diego as the passing game/wide receivers coach in 2005. That year, QB Josh Johnson set school records in completions (260), completion percentage (70.1) and passing yards (3,256), while WR Adam Hannula set a school record with 73 receptions.

From 1997-2004, Morton worked for the Oakland Raiders in several capacities and served alongside Harbaugh for two years (2002-03). He began in the Raiders personnel department and then worked as an offensive assistant, coaching the wide receivers for two years (1998-99). Morton then became the offensive quality control coach in 2000 and again worked with the wide receivers until 2001. He was then elevated to senior offensive assistant/wide receivers coach in 2002, where he coached Jerry Rice, who earned Pro Bowl honors, and Tim Brown, on a team that earned a trip to the Super Bowl. Morton was later named the team's tight ends coach in 2004.

Morton originally signed with Oakland as an undrafted rookie wide receiver in 1993, and spent part of the next two seasons (1993-94) on the Raiders practice squad. He also spent time with Green Bay in 1993 and was in training camp with the Jacksonville Jaguars in 1995. Morton returned to training camp with the Raiders again in 1996. He played for the CFL's Toronto Argonauts in 1995 and 1996, and later with the World League's Frankfurt Galaxy in the spring of 1997.

Morton played at Western Michigan for two seasons (1991-92), where he finished 10th on the school's all-time receiving list (78 receptions) and eighth in receiving yards (1,278), earning All-Mid-American Conference honors as a senior, in 1992. He later received a bachelor's degree in general studies from Western Michigan in 1997. Morton came to Western Michigan after two years (1989-90) at Grand Rapids (MI) Community College, where he received his associate's degree in 1990.

Morton and his wife, Shannon, have two daughters, Tierney Rose and Sage Marie.

### MORTON'S BACKGROUND

YEARS	COACHING BACKGROUND	HEAD COACH
2011-current	Wide Receivers, San Francisco 49ers	Jim Harbaugh
2010	Passing Game Coordinator/WR, USC	Lane Kiffin
2009	Offensive Coordinator/Wide Receivers, USC	Pete Carroll
2007-08	Passing Game Coordinator/Wide Receivers, USC	Pete Carroll
2006	Passing Game Coordinator/Offensive Asst., New Orleans Saints	Sean Payton
2005	Passing Game/Wide Receivers, University of San Diego	Jim Harbaugh
2004	Tight Ends, Oakland Raiders	Norv Turner
2002-03	Senior Offensive Assistant/Wide Receivers, Oakland Raiders	Bill Callahan
2000-01	Offensive Quality Control/Wide Receivers, Oakland Raiders	John Gruden
1998-99	Offensive Assistant/Wide Receivers, Oakland Raiders	John Gruden
1997	Personnel Department, Oakland Raiders	Joe Bugel
1997	*Wide Receiver, Frankfurt Galaxy	Ernie Stautner
1995-96	*Wide Receiver, Toronto Argonauts	Don Matthews/Bob O'Billovich
1993-94	*Wide Receiver (Practice Squad), Oakland Raiders/GB Packers	Art Shell/Mike Holmgren
1991-92	*Wide Receiver, Western Michigan	Al Molde
1989-90	*Wide Receiver, Grand Rapids Community College	Fred Julian

\*Player



# TOM RATHMAN

## RUNNING BACKS

17TH NFL SEASON

12TH WITH 49ERS

Tom Rathman rejoined the 49ers as the team's running backs coach, in 2009, after serving the previous two seasons in the same capacity with the Oakland Raiders. It marks Rathman's second coaching stint in San Francisco, having also coached the running backs for the team from 1997 to 2002.

Under Rathman's tutelage, RB Frank Gore has solidified his reputation as one of the NFL's premier backs after being selected to his fifth-career Pro Bowl, in 2013. Gore owns many of the franchise rushing records including rushing yards (9,967), attempts (2,187) and touchdowns (60). In 2013, Gore recorded his franchise-record seventh, 1,000-yard season finishing with 1,128 yards on the ground which ranked 9th in the NFL. Gore's nine rushing touchdowns were his highest since 2009 and his 71 career touchdowns rank 3rd in franchise history. The rushing offense ranked in the top 5 in numerous categories in the NFL including 1st in 20-plus yard runs (20), 3rd in rushing yards per game (137.6) and 4th in rushing touchdowns (18).

In 2012, Gore finished the season with 1,214 rushing yards to rank 5th in the NFC and 10th in the NFL. The team finished the year ranked 4th in the NFL with 2,491 rushing yards (155.7/game) behind Gore, FB Bruce Miller and the league's best offensive line.

In 2011, Gore was selected to his third career Pro Bowl as he became the franchise's all-time leading rusher, again surpassing Hall of Famer Joe "The Jet" Perry. Gore also became the first player in franchise history to rush for over 100 yards in five consecutive games. Rathman also played a key role in developing starting FB Bruce Miller as he made the transition to the offensive side of the ball after starring at defensive end in college. The offense finished the season with the league's eighth-best run game.

Gore was having one of the best seasons of his career in 2010 before being placed on Injured Reserve with a hip injury. Despite playing in only 11 games, he earned Pro Bowl recognition as an alternate at season's end. At the time of his injury, Gore ranked fifth in the NFC in rushing yards (853) and second in yards from scrimmage (1,305).

A year prior, Gore became the first player in 49ers history to rush for more than 1,000 yards in four seasons (2006-09), as the fifth year veteran posted 1,120 rushing yards and a career-high 10 rushing touchdowns on the season, despite missing two games due to injury. For his efforts, Gore was named an alternate for the 2010 Pro Bowl, and eventually played in the honorary game. He also was twice named NFC Offensive Player of the Week (2 & 14).

While with the Raiders, Rathman oversaw a rushing attack that ranked 10th (124.2 ypg) in the NFL in 2008 after ranking 6th (130.4 ypg) a year prior. Rathman played an instrumental role in developing RB Justin Fargas, who rushed for 1,009 yards in 2007 and 853 yards in 2008.

Prior to joining the Raiders, Rathman served as the running backs coach for the Detroit Lions from 2003 to 2005. In 2004, Rathman tutored RB Kevin Jones, who rushed for 1,133 yards, including an NFL-leading 825 yards on 153 attempts (5.4 avg.) over the final seven games of the season. Jones' performance in his first NFL season was tops among rookies in the NFL that year and the best rookie season by a Lions running back since RB Barry Sanders in 1989.

During Rathman's first coaching stint with the 49ers, San Francisco's rushing attack finished in the top 10 among NFL teams in five of the six seasons under his guidance, including top-ranked seasons in 1998 (159.0 ypg) and 1999 (130.9 ypg), to go along with a 2nd ranked unit in 2001 (140.3).

In 2001, Rathman was instrumental in guiding RB Garrison Hearst, the two-time NFL Comeback Player of the Year, to his second career Pro Bowl selection. He coached RB Charlie Garner to his second consecutive 1,000-yard season and his first career Pro Bowl selection in 2000 after gaining 1,142 yards on 258 carries and a career-high seven touchdowns. Garner also eclipsed his career-highs with 68 receptions for 647 yards and three touchdowns.

Prior to his coaching career, Rathman enjoyed an NFL playing career of his own that spanned nine seasons (1986-94) as a fullback. He entered the league as a third round pick by San Francisco, where he spent the first eight years of his career helping the 49ers capture two World Championships (Super Bowl XXIII and XXIV) and seven NFC West titles. In 1989, he led all NFL running backs in receiving with 73 receptions for 616 yards. Rathman played his final season in the NFL with the Los Angeles Raiders in 1994, closing out his NFL career with 2,020 rushing yards, 320 receptions for 2,684 yards and 34 total touchdowns.

In between his playing and coaching career in the NFL, the Grand Island, NE native helped rebuild the Menlo College (CA) program by serving as the team's offensive coordinator in 1996 after serving as the running backs coach at Serra High School in San Mateo (CA) in 1995.

A three-year letterman at Nebraska, Rathman rushed for 1,425 yards and averaged more than six yards per carry.

Rathman and his wife, Holly, have three daughters: Nicole, Alexandra, and Samantha.

**RATHMAN'S BACKGROUND****YEARS****COACHING BACKGROUND****HEAD COACH**

2009-current

Running Backs, San Francisco 49ers

Jim Harbaugh/Jim Tomsula/Mike Singletary

2007-08

Running Backs, Oakland Raiders

Lane Kiffin

2003-05

Running Backs, Detroit Lions

Steve Mariucci

1997-02

Running Backs, San Francisco 49ers

Steve Mariucci

1996

Offensive Coordinator, Menlo College

Doug Cosbie

1994

\*Running Back, Oakland Raiders

Art Shell

1986-93

\*Running Back, San Francisco 49ers

George Seifert/Bill Walsh

1983-85

\*Running Back, Nebraska

Tom Osborne

\* Player



# TRACY SMITH

## SPECIAL TEAMS ASSISTANT

6TH NFL SEASON

3RD WITH 49ERS

Tracy Smith is in his third season with the 49ers as the team's special teams assistant.

Smith spent the 2011 season with the Seattle Seahawks as a coaching assistant. Prior to Seattle, Smith served as a special teams assistant with the Cleveland Browns, working with current 49ers assistant head coach/special teams coordinator Brad Seely.

Before making the jump to the NFL, Smith served as the tight ends coach at Utah State from 2006-08.

Smith spent 2005 as the offensive graduate assistant at LSU. In his position, he worked with the Tiger quarterbacks under the direction of offensive coordinator and quarterbacks coach Jimbo Fisher.

Prior to coaching at LSU, Smith was a restricted earnings coach working with tight ends and serving as the team's video coordinator at Stephen F. Austin.

Smith received a degree in business from LSU, while working on the athletic department's video staff. His father, Carl, is the quarterbacks coach for the Seattle Seahawks. Smith, who was born Feb. 23, 1982 in Beaumont, Texas, has a son, Troy.

### SMITH'S BACKGROUND

<b>YEARS</b>	<b>COACHING BACKGROUND</b>	<b>HEAD COACH</b>
2012-current	Special Teams Assistant, San Francisco 49ers	Jim Harbaugh
2011	Coaching Assistant, Seattle Seahawks	Pete Carroll
2009-10	Special Teams Assistant, Cleveland Browns	Eric Mangini
2006-08	Tight Ends, Utah State	Brent Guy
2005	Offensive Graduate Assistant, Louisiana State University	Les Miles
2004	Tight Ends/Video Coordinator, Stephen F. Austin	Mike Santiago





# MIKE SOLARI

## OFFENSIVE LINE

26TH NFL SEASON

10TH WITH 49ERS

Mike Solari rejoined the 49ers in 2010 as the team's offensive line coach after having previously served as the tight ends/assistant offensive line coach for San Francisco from 1992-96 under legendary coach Bobb McKittrick. In his role, Solari works closely with first-year offensive line coach Reggie Davis.

Under the direction of Solari, the offensive line has established itself as one of the best groups in the league. The rushing offense ranked in the top 5 in numerous categories in the NFL including 1st in 20-plus yard runs (20), 3rd in rushing yards (2,201) and 4th in rushing touchdowns (18). T Joe Staley was named AP Second-Team All-Pro in addition to being named to his third consecutive Pro Bowl.

In 2012, all five offensive linemen started every game, one of only three teams to do so, and each was selected to the Pro Bowl as a participant or an alternate. G Mike Lupati was named First-Team All-Pro, T Joe Staley was named Second-Team All-Pro and the entire O-Line earned the Madden Most Valuable Protectors Award. The team finished the season ranked 4th in the NFL with 2,491 rushing yards (155.7).

The 49ers offensive line showed stability and growth in 2011. T Joe Staley, G Mike Lupati, C Jonathan Goodwin and T Anthony Davis started every game that season, while G Adam Snyder started the final 13 regular season games and both postseason contests. Staley was named Second-Team All-Pro and was selected to his first Pro Bowl as a starter, while Lupati and Goodwin were named Pro Bowl alternates.

The offensive line led the way for RB Frank Gore as he became the franchise's all-time leading rusher, surpassing Hall of Famer Joe "The Jet" Perry. Gore, who was also selected to the Pro Bowl, set the franchise record rushing for over 100 yards in five consecutive games. He finished the season ranked sixth in the NFL with 1,211 rushing yards in 2011. The offense finished the season with the league's eighth-best run game.

In 2010, Solari relied on his extensive experience as he helped shuffle an offensive line that was plagued by injury, while also integrating first round draft picks T Anthony Davis and G Mike Lupati into the starting lineup. After a season-ending injury to starting center Eric Heitmann in training camp, Solari was able to quickly find a replacement in David Baas, who hadn't started a game at center since college. Baas went on to start all 16 games for the 49ers and earned the coveted Bobb McKittrick Award as voted upon by his teammates.

Prior to joining the 49ers, Solari spent two seasons (2008-09) as the offensive line coach for the Seattle Seahawks. Under his direction, tackle Walter Jones was selected to the Pro Bowl in 2008.

Following his initial stint with the 49ers, Solari spent nine seasons as the offensive line coach for Kansas City (1997-2005). With Solari directing the Kansas City offensive line, the team averaged 126.8 rushing yards per game, ranking fourth in the NFL during that time span.

Solari's line produced a trio of Pro Bowl offensive linemen in 2004 and 2005, in guards Will Shields and Brian Waters, as well as tackle Willie Roaf. Kansas City became the first club to accomplish that feat since Dallas from 1993-96. As a result of his offensive line's dominance, the Chiefs offense led the league in total offense in 2004 (franchise-record 418.4 ypg) and 2005 (387.0 ypg).

The Daly City, CA, native was later promoted by the Chiefs to offensive coordinator in 2006. During his 11-year tenure in Kansas City, the team finished in the top 10 in rushing on seven occasions, in the top five four times, and ranked 6th in the NFL in total offense (359.2 yards per game) over that span. Solari was one of just six assistant coaches in team history to record more than a decade of service with the franchise.

While with the 49ers from 1992 to 1996, Solari was largely responsible for the development of tight end Brent Jones, who made four Pro Bowl appearances, and was instrumental in the team's successful Super Bowl XXIX season.

Solari began his NFL coaching career with the Dallas Cowboys in 1987, where he was the assistant offensive line/special teams coach for two seasons. He moved on to the Phoenix Cardinals to work with Gene Stallings for one season, before joining him at the University of Alabama (1990-91).

In 1976, Solari's coaching career began at Mission Bay (CA) High School, followed by stints at Mira Costa Junior College (1978) and U.S. International (1979). The following year, he helped lead Boise State to the NCAA Division I-AA Championship. He spent additional time on the collegiate level at Cincinnati (1981-82) and Kansas (1983-85), and later served as the offensive coordinator at the University of Pittsburgh (1986).

A former offensive lineman at San Diego State, Solari was a teammate of former Chiefs head coach and current ESPN analyst Herm Edwards, as well as Denver Broncos head coach John Fox.

Solari is married to wife, Patti, and the couple has three children, Tamara, Stephanie and Michael.

**SOLARI'S BACKGROUND**

<b>YEARS</b>	<b>COACHING BACKGROUND</b>	<b>HEAD COACH</b>
2010-current	Offensive Line, San Francisco 49ers	Jim Harbaugh/Jim Tomsula/Mike Singletary
2008-09	Offensive Line, Seattle Seahawks	Jim Mora/Mike Holmgren
2006-07	Offensive Coordinator, Kansas City Chiefs	Herman Edwards
1997-2005	Offensive Line, Kansas City Chiefs	Dick Vermeil/Gunther Cunningham/Marty Schottenheimer
1992-96	Tight Ends/Asst. Offensive Line, San Francisco 49ers	George Seifert
1990-91	Offensive Line, University of Alabama	Gene Stallings
1989	Offensive Line, Phoenix Cardinals	Gene Stallings
1987-88	Assistant Offensive Line/Special Teams, Dallas Cowboys	Tom Landry
1986	Offensive Coordinator/OL, University of Pittsburgh	Mike Gottfried
1983-85	Offensive Line, University of Kansas	Mike Gottfried
1981-82	Offensive Line, University of Cincinnati	Mike Gottfried
1980	Offensive Line, Boise State University	Jim Criner
1979	Offensive Line, U.S. International	Tom Walsh
1978	Offensive Line, Mira Costa Junior College	Bill Cochran
1976-77	Offensive Line, Mission Bay High School	Jim Lewis
1972-75	*Offensive Lineman, San Diego State	Claude Gilbert/Don Coryell

\*Player



# JIM TOMSULA

## DEFENSIVE LINE

8TH NFL SEASON

8TH WITH 49ERS

Jim Tomsula is in his eighth season with the 49ers as the team's defensive line coach, after having also served as San Francisco's interim head coach for the final game of the 2010 season.

Since Tomsula's arrival, the 49ers run defense and pass rush have evolved into one of the most feared in the NFL. During his seven seasons with the team, the defense has allowed a mere 3.68 yards per carry, to rank second in the NFL during that span. In terms of yards per carry allowed, San Francisco's defense ranked 5th (3.8) in 2007, 8th (3.8) in 2008, 3rd (3.6) in 2009, 2nd (3.5) in 2010, 1st (3.5) in 2011, 3rd in 2012 (3.7) and 9th in 2013 (3.9), a notable improvement from ranking 16th (4.1) in 2006 prior to Tomsula's arrival.

San Francisco's run defense was one of the toughest in the NFL in 2013, allowing just 95.9 yards per game, ranking fourth in the league. The 49ers were the only team not to allow a 100-yard rusher in the regular season. The defensive line was anchored by Second-Team All-Pro and Pro Bowl selection DT Justin Smith. Tomsula was instrumental in developing DL Glenn Dorsey into one of the top nose tackles in the NFL.

In 2012, Tomsula led a defensive line that was anchored by Smith. Smith was named to his fourth consecutive Pro Bowl as a starter, in 2012, and was named Second-Team All-Pro at both defensive tackle and defensive end. In 2011, Smith became the first player ever named First and Second-Team All-Pro at different positions in the same phase of the game, earning First-Team All-Pro at defensive tackle and Second-Team All-Pro at defensive end.

The 49ers set the NFL record, in 2011, by not allowing a rushing touchdown in their first 14 games of the season. The team only allowed three rushing touchdowns all year, the fewest allowed in the NFL since the league went to a 16 game schedule in 1978. The 49ers finished the season ranked first in the NFL against the run (77.3 yards per game), first in yard per carry allowed (3.5) and fourth overall, allowing just 308.2 yards of offense per game. The unit also finished second in the league in points allowed per game (14.3 and tied for seventh in sacks (42).

In 2010, the 49ers ranked 6th in the NFL in run defense, allowing just 1,547 rushing yards (96.7 ypg), marking the lowest rushing total allowed by the team since 1997 (1,366 yards). DT Justin Smith was named to the Pro Bowl for the second consecutive year after recording 8.5 sacks, the most since his rookie season.

A year prior, the 49ers ranked 6th (97.0 ypg) in the NFL against the run, as Smith finished the year among the team leaders in tackles (90), while also posting 6.0 sacks, 2 FFs and 2 FRs. For his efforts, he appeared in the 2010 Pro Bowl as an alternate.

Also charged with the development of the team's pass rush, Tomsula has helped the 49ers increase their sack totals from 65 over his first two seasons to 80 the past two years. After ranking tied for 3rd in 2009 with 44 sacks, the 49ers posted 36 in 2010 for a two-year total that ranked 7th in the NFL over that span.

The epitome of a journeyman, Tomsula has coached 28 seasons of football at the high school, college and professional levels since the Fall of 1989. During that span he spent one entire year out of football (1996) and has held a multitude of coaching titles including - head coach, assistant head coach, defensive coordinator, special teams coach, linebackers coach, defensive line coach and strength and conditioning coach.

Tomsula joined the 49ers after enjoying one of the most successful stints in NFL Europa history. Prior to being named the head coach of the Rhein Fire in 2006, which made him the youngest coach in NFL history at age 38, Tomsula served as the Berlin Thunder's defensive coordinator for two seasons, winning World Bowl XII in his first season with a defense that ranked first in the NFL against the run.

Tomsula joined the NFL in 1998 as the defensive line coach of the England Monarchs. He then went on to serve in the same capacity for five seasons with the Scottish Claymores, where he established a reputation for producing some of the league's most dominant lines. He also played a leading role in mentoring and teaching young talent in the league's National Player Development program.

Between NFL Europa seasons, Tomsula spent each fall as a member of Division II Catawba College's coaching staff, as coaching in the NFL was not a year-round post. While at Catawba, he was part of numerous college all-star games in a coaching capacity.

Tomsula was a defensive lineman at Catawba College in Salisbury, NC, after transferring from Middle Tennessee State. In 1989, he started his coaching career as an assistant at his alma mater after a knee injury ended his playing career. He went on to coach the defensive line coach at Woodland Hills (PA) High School in 1990.

Interestingly, Tomsula spent two seasons out of football. He served as a sales rep for Thera-Kinetics, a medical equipment company, in 1991, until he landed a job as an assistant at Charleston Southern University, SC, (1992-95). In order to make ends meet in Charleston, Tomsula held many odd jobs such as delivering newspapers for The Post and Courier, serving as a night janitor at an insurance agency, and cutting firewood. After his stint at Charleston Southern, he returned to his hometown of Pittsburgh, PA, where he cleaned the floors at a department store until landing a job as a sales rep at Cisco Foods. Tomsula returned to the coaching ranks in 1997, as the volunteer assistant defensive line coach at Catawba. With no income from his coaching passion, he again picked up a part-time job as an entry-way carpeting salesman and even lived out of his car at times.

He and his wife, Julie, reside in San Jose with their daughters Britney and Brooke, and son, Bear.

**TOMSULA'S BACKGROUND**

<b>YEARS</b>	<b>COACHING BACKGROUND</b>	<b>HEAD COACH</b>
2011-current	Defensive Line, San Francisco 49ers	Jim Harbaugh
2010	Interim Head Coach, San Francisco 49ers	---
2007-10	Defensive Line, San Francisco 49ers	Mike Singletary/Mike Nolan
2006	Head Coach, Rhein Fire	---
2004-05	Asst. Head Coach/Defensive Coordinator/Linebackers, Catawba College	Chip Hester
2002-03	Asst. Head Coach/Defensive Coordinator/Defensive Line, Catawba College	Chip Hester
2001	Asst. Head Coach/Defensive Line/Linebackers/Strength & Conditioning, Catawba College	David Bennett
1998-99	Defensive Line/Outside Linebackers/Special Teams, Catawba College	David Bennett
1997	Defensive Line, Catawba College	David Bennett
1992-95	Linebackers/Defensive Line/Strength and Conditioning Coordinator, Charleston Southern	David Dowd
1990	Defensive Line, Woodland Hills (PA) High School	George Novak
1989	Strength and Conditioning Coordinator/Defensive Line, Catawba College	Bill Mauldin
1987-88	*Defensive Lineman, Catawba College	Bill Mauldin
1985	*Defensive Lineman, Middle Tennessee State	Boots Donnelly

\* Player

**TOMSULA'S NFL EUROPE BACKGROUND**

<b>YEARS</b>	<b>COACHING BACKGROUND</b>	<b>HEAD COACH</b>
2005	Defensive Coordinator, Berlin Thunder	Rick Lantz
2004	Defensive Coordinator/Special Teams, Berlin Thunder	Rick Lantz
2001-03	Defensive Line/Special Teams, Scottish Claymores	Gene Dahlquist
1999-2000	Defensive Line/Outside Linebackers/Special Teams, Scottish Claymores	Jim Criner
1998	Defensive Line/Special Teams, England Monarchs	Lionel Taylor



# MARK UYEYAMA

## HEAD STRENGTH & CONDITIONING

7TH NFL SEASON

7TH WITH 49ERS

Mark Uyeyama (ooh-ee-YAH-muh) is in his seventh season with the 49ers, and fourth as head strength and conditioning coach, after having served as the assistant strength and conditioning coach from 2008-10. In 2011, Uyeyama was named Samson Equipment's NFL Strength & Conditioning Coach of the Year by *American Football Monthly*.

Uyeyama is responsible for overseeing the team's strength and conditioning program, which includes strength, power development, speed, recovery and regeneration, as well as the nutritional program for the players. He brings an individualized approach to the strength and conditioning position within a team-based context.

Uyeyama served as San Francisco's assistant strength and conditioning coach from 2008 to 2010 after having served as the head strength and conditioning coach at Utah State University from 2004 to 2007.

Uyeyama graduated from Utah in May of 2000 while working as a student assistant strength coach for two years. He then became a graduate assistant at USU before moving to another graduate assistant position at Arizona State from 2001 to 2003, when he was promoted to a full-time assistant.

Prior to working in the strength and conditioning field, Uyeyama played football at Butte Community College in Oroville, CA and Northern State University in Aberdeen, SD.

He earned a master's degree in higher and post secondary education from ASU in May of 2003.

Uyeyama and his wife, Tara, have twins - a son, Tate, and a daughter, Ever.

### UYEYAMA'S BACKGROUND

YEARS	COACHING BACKGROUND	HEAD COACH
2011-current	Head Strength and Conditioning, San Francisco 49ers	Jim Harbaugh
2008-10	Assistant Strength and Conditioning, San Francisco 49ers	Jim Tomsula/Mike Singletary/Mike Nolan
2004-07	Head Strength and Conditioning, Utah State	Brent Guy/Mike Dennehy
2003	Assistant, Arizona State	Dirk Koetter
2001-02	Graduate Assistant, Arizona State	Dirk Koetter
1996-97	*Nose Gaurd, Northern State	Dennis Miller
1994-95	*Nose Guard, Butte Community College	Craig Rigsbee

\* Player



# KEVIN TOLBERT

## ASSISTANT STRENGTH & CONDITIONING

7TH NFL SEASON

4TH WITH 49ERS

Kevin Tolbert is in his fourth season with the 49ers as the team's assistant strength and conditioning coach.

Tolbert joined the San Francisco after having served under head coach Jim Harbaugh at Stanford from 2009-2010. In 2009, he worked as the assistant strength & conditioning coach for the Cardinal before being promoted to head strength and conditioning coach the following year.

Prior to joining Harbaugh at Stanford, Tolbert worked with the Detroit Lions in 2008 as the team's assistant strength and conditioning coach. Before making the jump to the NFL, Tolbert spent eight seasons (2001-07) at the University of Michigan as the Wolverines strength & conditioning coach.

Tolbert started his collegiate coaching career with the University of Miami in 1998, serving as the Hurricanes weight training and conditioning coach for three seasons. Tolbert also spent time as a volunteer strength & conditioning coach with the Philadelphia Eagles (1996-97).

A native of Hempstead, NY, Tolbert graduated from the United States Naval Academy in 1981 with a bachelors of science degree in physical science. He was a three-year football letterman for the Midshipmen, helping the squad to a pair of bowl appearances.

### TOLBERT'S BACKGROUND

<b>YEARS</b>	<b>COACHING BACKGROUND</b>	<b>HEAD COACH</b>
2011-current	Assistant Strength and Conditioning, San Francisco 49ers	Jim Harbaugh
2010	Head Strength and Conditioning, Stanford University	Jim Harbaugh
2009	Assistant Strength and Conditioning, Stanford University	Jim Harbaugh
2008	Assistant Strength and Conditioning, Detroit Lions	Rod Marinelli
2001-07	Strength and Conditioning, University of Michigan	Lloyd Carr
1998-2000	Weight Training and Conditioning, University of Miami	Butch Davis
1996-97	Volunteer Strength and Conditioning, Philadelphia Eagles	Ray Rhodes
1978-80	*Fullback, U.S. Naval Academy	George Welsh

\* Player



# KURT SCHMIDT

**STRENGTH, CONDITIONING & NUTRITION ASSISTANT**

**2ND NFL SEASON**

**2ND WITH 49ERS**

Kurt Schmidt is in his second season as the 49ers strength, conditioning and nutrition assistant after serving on the University of Memphis strength and conditioning staff, in 2012. He rejoins 49ers head strength & conditioning coach Mark Uyeyama, who he worked with from 2006-07 at Utah State.

Schmidt was a member of the Arkansas Razorbacks staff from 2008-12, and served as strength and conditioning coordinator and coordinator of nutrition education. With the Razorbacks, he coordinated a nutrition education program for the athletics department and developed programs for newcomers and injured student-athletes.

Prior to Arkansas, Schmidt worked at Utah State as an assistant and interim head of strength and conditioning from 2006-08. At Utah State, he worked with a number of programs, including football, men's and women's basketball, soccer and track and field.

Schmidt holds a master's degree in education from the University of Louisville, where he served as a graduate assistant from 2004-05. He was hired full-time at Louisville as an assistant football strength and conditioning coach from 2005-06.

Prior to his graduate assistant position at Louisville, he served as a graduate assistant at Utah from 2003-04, working with softball and alpine skiing. He also assisted with the Utes football, men's basketball, baseball and gymnastics programs.

A native of Elma, Iowa, Schmidt earned his bachelor's degree from the University of Wisconsin-LaCrosse, where he played linebacker for the Eagles. He served a summer internship at Iowa with the Hawkeyes football program, and then completed a second internship at Winona State University in 2002.

Following his graduation from Wisconsin-Lacrosse with an exercise and sport science degree with an emphasis in fitness management, Schmidt worked at Yale, serving first as assistant director of sports conditioning and then as interim co-director of sports conditioning until April of 2003.

Schmidt is a member of the National Strength and Conditioning Association (NSCA) and is a Certified Strength and Conditioning Specialist.

Schmidt is married to wife, Trish, and the couple lives in San Jose.

## SCHMIDT'S BACKGROUND

<b>YEARS</b>	<b>COACHING BACKGROUND</b>	<b>HEAD COACH</b>
2013-current	Assistant Strength and Nutrition, San Francisco 49ers	Jim Harbaugh
2012	Assistant Strength, Memphis	Justin Fuente
2008-12	Strength and Conditioning Coordinator/Coordinator of Nutrition, Arkansas	Bobby Petrino
2006-08	Assistant Strength and Conditioning, Utah State	Brent Guy
2005-06	Assistant Football Strength and Conditioning, Louisville	Bobby Petrino
2004-05	Graduate Assistant, Louisville	Bobby Petrino
2003-04	Graduate Assistant, Utah	Urban Meyer



## DEANNA **McDANIEL**

**ADMINISTRATIVE ASSISTANT  
TO THE HEAD COACH**

**2ND NFL SEASON**

**2ND WITH 49ERS**

DeAnna McDaniel is in her second season with the 49ers as assistant to the head coach, Jim Harbaugh. In her role, McDaniel aids coach Harbaugh in day-to-day operations including administration and financials, as well as supporting the coaches and players. Her duties include coordinating schedules, NFL correspondence and statistics for defensive coaches.

McDaniel brings a wealth of experience as an assistant and manager for the private sector. Throughout her 16-year professional career she managed human resources, financial auditing, property management, asset inventory, insurance and medical affairs. McDaniel has extensive experience in financials and as a liaison to wealth management professionals.

McDaniel and her husband, Phil have two daughters, Olivia and Ciara.



**SAN FRANCISCO 49ERS PRONUNCIATION GUIDE**

<b>PLAYERS</b>	<b>PRONUNCIATION</b>	<b>PLAYERS</b>	<b>PRONUNCIATION</b>	<b>COACHES</b>	<b>PRONUNCIATION</b>
Antoine Bethea	ANN–twahn, buh–THAY	Colin Kaepernick	CAP–ur–nick	Vic Fangio	FAN–jee–oh
McLeod Bethel–Thompson	muh–CLOWD	Daniel Kilgore	KILL–gore	Geep Chryst	JEEP, KRIST
NaVorro Bowman	nuh–VARR–oh, BOH–minn	Corey Lemonier	lemon–YAY	Ed Donatell	DON–uh–tell
Tramaine Brock	truh–MAIN	Lawrence Okoye	uh–KOY–yay	Ejiro Eviro	eeh–JEE–row, EV–uh–row
Ahmad Brooks	uh–MAHD	Kassim Osgood	kuh–SIM, OZ–good	Jim Leavitt	LEV–it
Carter Bykowski	by–COW–skee	Mike Purcell	purr–SELL	Mark Uyeyama	ooH–ee–YAH–muh
Tank Carradine	CARE–uh–deen	Shayne Skov	SCOVE		
Garrett Celek	SELL–ick	Dan Skuta	SKOO–tuh		
Perrish Cox	PEHR–ish	Aldon Smith	ALL–dun		
Craig Dahl	DOLL	Joe Staley	STAY–lee		
Demarcus Dobbs	duh–MAR–kus	Will Tukuafu	too–koo–AH–foo		
Fonoti, Fouimalo	foe–MAHLO, fuh–KNOW–tee	Michael Wilhoite	WILL–hoYt		
Mike Iupati	yoo–PAH–tee				

## ALL-TIME COACHES

**ALBERT, Frank C., (Frankie) – (Stanford)**  
Head Coach – 1956–58  
Assistant/Backfield Tutor – 1955

**ALSMAN, Ed – (Washington)**  
Special Teams – 1976–77

**ATKINS, Bill – (Auburn)**  
Defensive Secondary – 1976

**ATTAWAY, Jerry – (Sacramento State)**  
Physical Development Coordinator – 1983–04

**BANASZEK, Cas – (Northwestern)**  
Assistant Offensive Line – 1981

**BARNES, Michael – (New York–Cortland)**  
Strength Development – 1994–2000

**BARRY, Joe – (Southern California)**  
Defensive Quality Control – 2000

**BATTA, Tom – (Kent State)**  
Tight Ends – 1999–02

**BEAKE, Chris – (Air Force)**  
Offensive Assistant – 2010  
Offensive Assistant – 2003  
Defensive Assistant – 2000–02  
Defensive Quality Control – 1999

**BEARD, Ed – (Tennessee)**  
Linebackers – 1974–77  
Special Teams/Asst. Linebackers – 1973

**BENGSTON, Phil – (Minnesota)**  
Defensive Coach – 1951–58

**BOARD, Dwaine – (North Carolina A&T)**  
Defensive Line – 1994–2002  
Defensive Line Asst. – 1990–93

**BOLDIN, D.J. – (Wake Forest)**  
Offensive Assistant – 2014–Current

**BROOKS, Rich – (Oregon State)**  
Special Teams/Defensive Backs – 1974–75

**BROWN, Greg – (UTEP)**  
Defensive Backs – 1999

**BROWN, Ray – (Arkansas State)**  
Assistant Offensive Line – 2010

**CARLISLE, Duane – (Maryland)**  
Strength and Conditioning – 2008–2010  
Asst. Strength and Conditioning – 2005–07

**CARR, Jimmy – (Morris Harvey)**  
Defensive Backs – 1978

**CARROLL, Pete – (Pacific)**  
Defensive Coordinator – 1995–96

**CAVANAUGH, Matt – (Pittsburgh)**  
Quarterbacks – 1996

**CHRISTIAN, Jamie – (Central Washington)**  
Defensive Quality Control – 2003–04

**CHRISTIANSEN, Jack – (Colorado State)**  
Head Coach – 1963–67  
Defensive Backs – 1959–63

**CHRISTIANSON, Michael – (Western Oregon)**  
Offensive Ast./Coord. Football Technology – 2012  
Coord. Football Information/Quality Control – 2011

**CHRISTOFF, A. J. – (Idaho)**  
Secondary – 2005

**CHRYST, GEEP – (Princeton)**  
Quarterbacks – 2011–Current

**CIGNETTI, Frank – (Indiana University (PA))**  
Quarterbacks – 2007

**CLARK, Monte – (Southern California)**  
Head Coach – 1976

**COLCHICO, Dan – (San Jose State)**  
Assistant Coach – 1967

**COSLET, Bruce – (Pacific)**  
Tight Ends – 1980

**COZZETTO, Dan – (Idaho)**  
Tight Ends – 2004

**CURRY, Ronald – (North Carolina)**  
Offensive Assistant – 2013–Current

**DAHLEN, Neal – (San Jose State)**  
Coaching Administrator – 1979–95

**DAVID, Jim – (Colorado State)**  
Defensive Backs – 1964–66

**DAVIS, Billy – (Cincinnati)**  
Defensive Coordinator – 2005–06

**DAVIS, Reggie – (Washington)**  
Offensive Line – 2014–Current  
Tight Ends – 2011–2013

**DAY, Shane – (Kansas State)**  
Quality Control – 2007–09

**DEHAVEN, Bruce – (Southwestern College)**  
Special Teams – 2000–02

**DONATELL, Ed – (Glenville State)**  
Secondary – 2011–Current

**DREVNO, Tim – (Cal State Fullerton)**  
Offensive Line – 2011–2013

**DUNCAN, Mark – (Denver)**  
Defensive Backs – 1955–62

**EMANUEL, Gary – (Plymouth State)**  
Defensive Line – 2005–06

**ENGRAM, Bobby – (Penn State)**  
Offensive Assistant – 2011

**ENRIGHT, Dick – (Southern California)**  
Offensive Line – 1976

**ERBER, Lew – (Montana State)**  
Blocking/Kicking – 1975

**ERDELATZ, Eddie – (St. Mary's)**  
Assistant – 1948–49

**ERICKSON, Dennis – (Montana State)**  
Head Coach – 2003–04

**EVEREST, Al – (Southern Methodist)**  
Special Teams Coordinator – 2007–09

**EVALO, Ejiro – (UC–Davis)**  
Defensive Assistant – 2014–Current  
Offensive Assistant – 2012–2013  
Quality Control – 2011

**FANGIO, Vic – (East Stroudsburg)**  
Defensive Coordinator – 2011–Current

**FIPP, Dave – (Arizona)**  
Assistant Special Teams – 2008–10

**FISHER, Jeff – (Southern California)**  
Defensive Backs – 1992–93

**FLOWERS, Richmond – (Duke)**  
Offensive Assistant – 2014–Current

**FOERSTER, Chris – (Colorado State)**  
Offensive Line – 2008–09

**FRANKLIN, Chet – (Utah)**  
Defensive Backs – 1974  
Special Teams – 1971–73

**GANSZ, Frank – (Navy)**  
Special Teams – 1978

**GASE, Adam – (Michigan State)**  
Offensive Assistant – 2008

**GERHART, Doug – (Occidental)**  
Quarterbacks/Running Backs – 1977  
Quarterbacks/Receivers – 1976

**GIDDINGS, Mike – (California)**  
Linebackers – 1968–73

**GREEN, Dennis – (Iowa)**  
Receivers – 1986–88  
Receivers/Special Teams – 1979

**GRUDEN, Jon – (Dayton)**  
Offensive Quality Control – 1990

**HACKETT, Paul – (UC Davis)**  
Quarterbacks/Receivers – 1983–85

**HAMILTON, Pep – (Howard)**  
Offensive Assistant/Quarterbacks coach – 2006

**HANSEN, Peter – (Arizona)**  
Defensive Assistant/Outside Linebackers – 2013  
Defensive Assistant/Quality Control – 2011–12

**HARBAUGH, Jim – (Michigan)**  
Head Coach – 2011–Current

**HARRIS, Al – (Arizona State)**  
Pass Rush Specialist – 2009–10

**HARRIS, Bishop – (North Carolina College)**  
Running Backs – 2005–07

**HART, Tommy – (Morris Brown)**  
Defensive Assistant – 1983–91

**HECKER, Norb – (Baldwin–Wallace)**  
Linebackers – 1980–86  
Defensive Backs – 1979

**HEINRICH, Don – (Washington)**  
Quarterbacks/Receivers – 1974–75  
Defensive Secondary – 1971–73

**HICKEY, W., Howard “Red” – (Arkansas)**  
Head Coach – 1959–63  
Offensive Backs/Ends – 1955–58

**HILL, Jaime – (San Francisco State)**  
Defensive Quality Control – 1997–98

**HOENER, Pete – (Bradley)**  
Tight Ends – 2005–10

**HOLLWAY, Bob – (Michigan)**  
Defensive Line – 1975

**HOLMGREN, Mike – (Southern California)**  
Offensive Coordinator/Quarterbacks – 1989–91  
Quarterbacks – 1986–88

**HOLMOE, Tom – (Brigham Young)**  
Defensive Backs – 1994–95

**HOLOVAK, Mike – (Boston College)**  
Offensive Backfield – 1969

**HOSTLER, Jim – (Indiana, PA)**  
Quarterbacks – 2005–06  
Offensive Coordinator – 2007

**HUGHES, Ed – (Tulsa)**  
Chief of Offense/Backs – 1968–70

**JACKSON, Carl – (Prairie View A&M)**  
Running Backs – 1992–96

**JACKSON, Greg – (LSU)**  
Assistant Secondary – 2011–Current

**JACKSON, Milt – (Tulsa)**  
Special Teams/Wide Receivers – 1980–82

**JOHNSON, Bill – (Tyler JC)**  
Chief of Offense – 1955–67

**JOHNSON, Mike – (Akron)**  
Offensive Coordinator – 2010  
Quarterbacks – 2009–10

**JONES, Terrell – (San Jose State)**  
Strength Development Coordinator – 2000–04

**JOSEPH, Vance – (Colorado)**  
Secondary Assistant – 2005–10

**KIRKSEY, Larry – (Eastern Kentucky)**  
Receivers – 1994–99

**KNAPP, Greg – (Sacramento State)**  
Offensive Coordinator – 2001–03  
Quarterbacks – 1998–2000  
Offensive Quality Control – 1995–97

**KUBIAK, Gary – (Texas A&M)**  
Quarterbacks – 1994

**LAPPANO, Tim – (Idaho)**  
Running Backs – 2003–04

**LAVAN, Al – (Colorado State)**  
Running Backs – 1989–90

**LAWSON, Jim – (Stanford)**  
Assistant – 1946–54

**LEAVITT, Jim – (Missouri)**  
Linebackers – 2011–Current

**LEGGETT, Earl – (Louisiana State)**  
Defensive Line – 1978

**LEWIS, Sherman – (Michigan State)**  
Receivers – 1989–91  
Running Backs – 1983–88

**LITTLE, Steve – (Iowa State)**  
Physical Development Asst. – 1993

**LOMBARDI, Mick – (Fordham)**  
Offensive Assistant – 2014–Current

**LOWRY, Alan – (Texas)**  
Special Teams – 1992–95

**LYNN, Johnnie – (UCLA)**  
Special Asst. to Head Coach/Secondary – 2009–10  
Secondary – 2006–08  
Defensive Backs – 1996

**LYNN, Ron – (Mount Union)**  
Secondary – 2004

**MAC DUFF, Larry – (Oklahoma)**  
Special Teams Coordinator – 2003–06

**MANGINI, Eric – (Wesleyan)**  
Tight Ends – 2014–Current  
Senior Offensive Consultant – 2013

**MANUSKY, Greg (Colgate)**  
Defensive Coordinator – 2007–10

**MARIUCCI, Steve – (Northern Michigan)**  
Head Coach – 1997–02

**MARSHALL, John – (Washington State)**  
Defensive Coordinator – 1997–98  
Linebackers – 1994–96  
Defensive Line – 1989–93

**MARTZ, Mike – (Fresno State)**  
Offensive Coordinator – 2008

**MATTHEWS, Billie – (Southern)**  
Running Backs – 1979–82

**MAXIE, Brett – (Texas Southern)**  
Secondary – 2002–03  
Assistant Secondary – 2000–01  
Defensive Assistant – 1999

**MCADOO, Ben – (Indiana, PA)**  
Assistant Offensive Line/Quality Control – 2005

**MCCARTHY, Mike – (Baker)**  
Offensive Coordinator – 2005

**MCCULLEY, Pete – (Louisiana Tech)**  
Head Coach – 1978

**MCKITTRICK, Bobb – (Oregon State)**  
Offensive Line – 1979–99

**MCMACKIN, Greg – (Southern Oregon)**  
Associate Head Coach/Linebackers – 2003–04

**MCPHERSON, Bill – (Santa Clara)**  
Linebackers/Defensive Line/  
Defensive Coordinator/Asst. Head  
Coach/Defensive Asst. – 1979–98

**MEYER, Ken – (Denison)**  
Head Coach – 1977  
Offensive Backfield – 1968

**MICHAEL, Jason – (Western Kentucky)**  
Quarterbacks – 2010  
Offensive Assistant – 2009–10

**MILLER, Burnie – (Wofford)**  
Defensive Backs – 1970

**MORA, Jim – (Washington)**  
Defensive Coordinator – 1999–03  
Defensive Backs – 1997–98

**MORNHINWEG, Marty – (Montana)**  
Offensive Coordinator – Quarterbacks – 1997–98

**MORRIS, Pat – (Southern California)**  
Offensive Line – 1999–03  
Tight Ends/Assistant Offensive Line – 1997–98

**MORTON, John – (Western Michigan)**  
Wide Receivers – 2011–Current

**MUDD, Howard – (Hillsdale)**  
Offensive Line – 1977

**MYERS, Jack – (UCLA)**  
Assistant – 1963

**NATHAN, Tony – (Alabama)**  
Running Backs – 2008

**NOLAN, Dick – (Maryland)**  
Head Coach – 1968–75

**NOLAN, Mike – (Oregon)**  
Head Coach – 2005–2008

**NORI, Mark (Boston College)**  
Offensive Assistant/Offensive Line – 2007

**O'CONNOR, Fred – (East Stroudsburg State)**  
Head Coach (final seven games) – 1978  
Offensive Coordinator – 1978

**OLSON, Greg – (Central Washington)**  
Quarterbacks – 2001

**OLSON, Rich – (Washington State)**  
Quarterbacks – 2004

**PARIANI, Brian – (UCLA)**  
Offensive Coaches Assistant – 1992–94

**PARKER, Johnny – (Mississippi)**  
Strength and Conditioning – 2005–07

**PELINI, Mark (Bo) – (Ohio State)**  
Defensive Assistant – 1994–96

**PERRY, Joe – (Compton JC)**  
Kicking/Game Scout – 1968–69

**PETERS, Floyd – (San Francisco State)**  
Defensive Line – 1976–77

**QUINN, Dan – (Salisbury State)**  
Defensive Line – 2003–04  
Defensive Quality Control – 2001–02

**RADAKOVICH, Dan – (Penn State)**  
Defensive Coordinator/Linebackers – 1978

**RATHMAN, Tom – (Nebraska)**  
Running Backs – 2009–Current  
Running Backs – 1997–02  
Running Backs/Tight Ends Asst. – 1996

**RAYE, Jimmy – (Michigan State)**  
Offensive Coordinator – 2009–10  
Receivers – 1977

**REESE, Floyd – (UCLA)**  
Strength & Conditioning – 1978

**RHODES, Ray – (Tulsa)**  
Defensive Coordinator – 1994  
Defensive Backs – 1983–91  
Asst. Defensive Backs – 1981–82

**ROBINSON, Willy – (Fresno State)**  
Defensive Coordinator – 2004

**RODGERS, Jeff – (North Texas)**  
Special Teams Assistant – 2003–07

**ROMAN, Greg – (John Carroll)**  
Offensive Coordinator – 2011–Current

**RUFFO, Al – (Santa Clara)**  
Assistant Coach – 1946–47

**SCHMIDT, Kurt – (Wisconsin–Lacrosse)**  
Strength, Nutrition & Conditioning Asst. – 2013–Curr.

**SCHOLZ, Dave – (Wisconsin–Milwaukee)**  
Strength, Nutrition & Conditioning Asst. – 2012

**SCHOTTHEIMER, Kurt – (Miami)**  
Special Teams Coordinator – 2010

**SCOVIL, Doug – (Pacific)**  
Offensive Backs – 1971–75  
Special Teams – 1970

**SEELY, Brad – (South Dakota State)**  
Asst. HC/Special Teams Coordinator – 2011–Current

**SEIFERT, George – (Utah)**  
Head Coach – 1989–96  
Defensive Coordinator – 1983–88  
Secondary – 1980–82

**SHANAHAN, Mike – (Eastern Illinois)**  
Offensive Coordinator/Quarterbacks – 1992–94

**SHAW, Bob – (Ohio State)**  
Assistant Coach – 1959

**SHAW, Lawrence “Buck” – (Notre Dame)**  
Head Coach – 1946–54

**SHERMAN, Ray – (Fresno State)**  
Receivers – 1992–93  
Running Backs – 1991

**SHOFNER, Jim – (Texas Christian)**  
Defensive Backs – 1977  
Receivers/Quarterbacks – 1970–73  
Defensive Backs – 1967–69

**SIMMONS, Al – (Cal State–Hayward)**  
Secondary – 2004  
Assistant Secondary – 2003

**SINGLETARY, Mike – (Baylor)**  
Head Coach – 2009–10  
Assistant Head Coach/Linebackers – 2005–08

**SINGLETARY, Vantz – (Kansas State)**  
Inside Linebackers – 2009–10

**SMITH, Gregg – (Idaho)**  
Assistant Head Coach/Offensive Line – 2004  
Assistant Head Coach/Tight Ends – 2003

**SMITH, Richard – (Fresno State)**  
Linebackers – 1997–02

**SMITH, Tracy – (Louisiana State)**  
Special Teams Assistant – 2012–Current

**SOLARI, Mike – (San Diego State)**  
Offensive Line – 2010–Current

**TIGHT ENDS/ASST. OFFENSIVE LINE – 1992–96**

**SPAVITAL, Jim – (Oklahoma State)**  
Running Backs – 1976

**STANFEL, Dick – (San Francisco)**  
Offensive Coordinator/Offensive Line – 1971–75

**STECKEL, Les – (Kansas)**  
Receivers – 1978

**STEWART, George – (Arkansas)**  
Receivers – 2000–02  
Special Teams Coordinator – 1996–99

**STILES, Lynn – (Utah)**  
Special Teams/TEs/Offensive Line Asst. – 1987–91

**STRADER, Norman P., “Red” – (St. Mary’s)**  
Head Coach – 1955  
Asst. Coach/Chief Scout – 1952

**STUDLEY, Chuck – (Illinois)**  
Defensive Coordinator – 1979–82

**SUGARMAN, Andy – (California)**  
Offensive Assistant – 2000–02  
Offensive Quality Control – 1998–99

**SULLIVAN, Jerry – (Florida State)**  
Wide Receivers/Senior Assistant – 2005–10

**SWARTZ, Scott – (San Jose State)**  
Offensive Quality Control – 2004

**TALLEY, Robert – (Boston University)**  
Special Assistant to the Head Coach – 2005–2006

**TARVER, Jason – (Santa Clara)**  
Outside Linebackers – 2009–10  
Defensive Asst./Outside Linebackers – 2005–2008  
Assistant Running Backs/Offensive Assistant – 2004  
Offensive Quality Control – 2001–03

**TAYLOR, Chuck – (Stanford)**  
Assistant Coach – 1950

**TITTLE, Y.A. – (Louisiana State)**  
Offensive Consultant – 1965–69

**TOLBERT, Kevin – (Navy)**  
Assistant Strength and Conditioning – 2011–Current

**TOLLNER, Ted – (Cal Poly SLO)**  
Quarterbacks/Assistant to Head Coach – 2008  
Offensive Assistant – 2007  
Offensive Coordinator – 2004  
Quarterbacks – 2002–03

**TOMEY, Dick – (DePauw)**  
Defensive Assistant – 2003

**TOMSULA, Jim (Catawba)**  
Defensive Line – 2007–Current  
Head Coach – 2010

**TRESTMAN, Marc – (Minnesota)**  
Offensive Coordinator – 1995–96

**TURNER, Norv – (Oregon)**  
Offensive Coordinator – 2006

**UYEYAMA, Mark – (Utah)**  
Head Strength and Conditioning – 2011–Current  
Asst. Strength and Conditioning – 2008–10

**VERMEIL, Al – (Utah State)**  
Strength & Conditioning – 1979–82

**VETRANO, Joe – (Southern Mississippi)**  
Assistant Coach/Chief Scout – 1953–56

**VON APPEN, Fred – (Linfield)**  
Defensive Line – 1987–88  
Special Teams/Asst. Offensive Line/TE – 1983–86

**VORIS, Dick – (San Jose State)**  
Assistant Coach – 1963–67

**WALSH, Bill – (San Jose State)**  
Asst. to Coaching Staff – 1996  
Head Coach – 1979–88

**WARHOP, George – (Cincinnati)**  
Offensive Line – 2005–09

**WHITE, Mike – (California)**  
Administrative Asst./Offensive Line – 1978–79

**WILSON, Billy – (San Jose State)**  
Offensive End Coach – 1964–67  
Assistant Coach – 1961–62

**WIGGIN, Paul – (Stanford)**  
Defensive Coordinator/Line – 1974  
Defensive Line – 1968–73

**WRIGHT, Eric – (Missouri)**  
Defensive Backs Assistant – 1991–93

**WULFF, PAUL – (Washington State)**  
Senior Offensive Assistant – 2012–2013

**WYCHE, Sam – (Furman)**  
Quarterbacks – 1979–82

**YARBER, Eric – (Idaho)**  
Wide Receivers – 2003–04

**ZEMAN, Bob – (Wisconsin)**  
Linebackers – 1989–93

**ZWAHLEN, Ernie – (Oregon State)**  
Offensive Line – 1968–70



# JEFF FERGUSON

**VICE PRESIDENT OF  
FOOTBALL OPERATIONS**

**9TH NFL SEASON**

**9TH WITH 49ERS**

Jeff Ferguson is in his ninth year with the 49ers and his second as vice president of football operations. Having previously served as the director of football operations and sports medicine since 2011, Ferguson oversees the 49ers sports medicine, strength and conditioning, team logistics, groundskeeping, equipment and video operations departments.

From 2006-10, Ferguson served as the team's head athletic trainer, overseeing the team's rehabilitation procedures, injury records, training room and daily athletic training duties. He joined the 49ers after serving as the manager of athletic team development with BREG, an orthopedic company based out of Vista, CA. From June of 2005 until March of 2006 Ferguson specialized in sports medicine bracing for BREG.

Prior to his move to the West coast, Ferguson spent eight years in several capacities at Kansas State University, though he continued to serve as the athletic trainer for the Kansas State football team throughout his time in Manhattan. He began his career in Wildcat athletics in 1997 as an assistant athletic trainer for inter-collegiate sports.

In 2002, Ferguson was promoted to assistant athletic director for sports medicine, a position he held until 2005. In his role, Ferguson was responsible for the prevention, evaluation, treatment and rehabilitation of all athletic injuries, in addition to supervising medical coverage for 14 collegiate athletic teams. His staff was voted best in the Big 12 for their medical efforts from 2003 to 2004.

The previous two years (1995-97), Ferguson was an athletic trainer with an orthopedic surgeon and physical therapy company in Louisburg, NC. While doing graduate work at the University of Texas at Arlington, he spent two years as a graduate assistant athletic trainer that included the task of head athletic trainer for the track and field teams.

A native of Clemson, SC, Ferguson earned his bachelor's degree in 1993 at Clemson University and his master's degree in 1995 at Texas-Arlington. He got his start in college athletic training as a student athletic trainer at Clemson from 1989 to 1993, and spent the 1992 summer as a preseason athletic trainer for the New England Patriots. He is also a certified member of the National Athletic Trainers Association (NATA).

A native of Clemson, SC, Ferguson is married to the former Rebecca Hopper. The couple resides in Santa Clara, CA, with their two daughters, Madelyn and Alexandra, and son, J.C.



# DR. FERGUS **CONNOLLY**

## DIRECTOR OF ELITE PERFORMANCE

1ST NFL SEASON

1ST WITH 49ERS

Dr. Fergus Connolly is in his first season with the 49ers as the director of elite performance. He spent the last three years as a performance consultant to teams in the National Football League, National Basketball Association, English Premier League and International rugby. In that capacity, he helped coordinate the performance protocols being utilized at the elite levels of sport. Additionally, Connolly helped train, develop and manage the performance staffs of the franchises for which he consulted.

Connolly served as the head of sports science for the Welsh Rugby Union in Cardiff, UK, from 2008 to 2011. In his role, Connolly oversaw the management of sports science and franchise personnel for the team. During his tenure, he developed innovative performance protocols and technologies to maintain player health and allow them to peak and recover accordingly.

In 2006, Connolly served as the strength & conditioning coach and sports scientist for the Bolton Wanderers FC, First Team, of the Premier League. In that capacity, Connolly monitored, tested and rehabilitated first-team players and developed supplementation and recovery nutrition to better serve the team.

A native of Monaghan, Ireland, Connolly earned his PhD in computer integration-based optimization from the University of Limerick and a degree in manual therapy from the Institute of Physical Therapy in Dublin.



# MIKE WILLIAMS

## DIRECTOR OF PRO PERSONNEL

15TH NFL SEASON

12TH WITH 49ERS

Mike Williams is in his second season as director of pro personnel, after spending the 2012 season as a pro personnel scout. In his current role, he monitors all NFL rosters, and those of all other professional football leagues, with emphasis on scouting talent of upcoming pro free agents. Williams is responsible for maintaining continuous depth on the 49ers roster.

Williams re-joined the 49ers in 2012 after spending the previous three seasons with the St. Louis Rams. As the Rams vice president of player personnel, he was responsible for managing the pro scouting department, evaluating draft eligible prospects and helping to evaluate and manage the Rams roster.

Prior to joining the Rams, Williams spent the previous nine seasons (2000-08) with the 49ers in various roles. He served as the assistant director of pro personnel during his last four years with the team, with responsibilities that included advance scouting, evaluating free agents, setting up free agent workouts and tracking NFL rosters and depth charts. Williams originally joined the 49ers in 1999 as a volunteer in the personnel department, and later became a full-time personnel assistant in 2000.

Williams was the defensive coordinator at De Anza College in Cupertino, CA, in 1998, after serving one season as the linebackers coach at Southern Utah, in 1997. Prior to Southern Utah, Williams was the defensive coordinator at St. Lawrence High School in Santa Clara, CA.

A native of Santa Ana, CA, Williams earned his bachelor's degree in economics from Santa Clara University in 1989, where he was a four-year starter at safety for the Broncos. He attended Mater Dei High School where he played football, basketball and participated in track. Williams and his wife, Holly, have two daughters, Emily Angeline and Catherine Anne.



# MATT MALASPINA

## DIRECTOR OF COLLEGE SCOUTING

16TH NFL SEASON

10TH WITH 49ERS

Matt Malaspina is in his 10th year with the 49ers and his second as the director of college scouting. In his current role, Malaspina oversees the college scouting staff and the daily operations of the department.

Malaspina spent the past three years as the national scout, where he was responsible for scouting the southeast region as well as crosschecking college football's top prospects throughout the country.

Malaspina joined the 49ers after spending five years as an area scout with the Seattle Seahawks. Prior to the Seahawks, he spent the 1999 season with the Carolina Panthers, where he evaluated college players in the southeast region. Malaspina spent the previous year with National Football Scouting.

Malaspina was an assistant offensive coach at Jacksonville University from 1997 to 1998. He entered college coaching in 1997 as an intern at his alma mater, the University of Central Florida. A 1993 graduate of Central Florida, Malaspina went on to have a brief playing career as a center for the Shreveport Pirates of the Canadian Football League, playing in 1994 and attending training camp in 1995.



# BRIAN HAMPTON

**DIRECTOR OF FOOTBALL  
ADMINISTRATION AND ANALYTICS**

**11TH NFL SEASON**

**11TH WITH 49ERS**


Brian Hampton is in his 11th season with the 49ers and his 5th as director of football administration and analytics. Previously Hampton served as the team's manager of football operations for two seasons and as an analyst before that. He originally joined the 49ers as a football operations intern in late 2003.

In his current role, Hampton is responsible for contract negotiations, strategic planning and management of the club's player compensation budget and salary cap. His various other daily football operations duties include overseeing the budgets for all football departments, compliance with league rules and scheduling. Hampton also manages the football R&D efforts, providing frequent analysis on special projects for the owner, head coach, general manager and president.

Born and raised in Oakley, CA, Hampton earned a M.A. in sport management from the University of San Francisco and a B.A. in business economics from UC-Santa Barbara. While attending UCSB, Hampton worked for the Santa Barbara Foresters Baseball Club and the UCSB athletic department. Hampton also spent two years directing the UCSB sports fan club and also was elected and served as President of the Associated Students for one year.

Hampton resides in Mountain View, CA, with his wife, Lindsay, and daughter, Jordan. He is an avid tri-athlete and runner, and has completed a number of events, including marathons and Ironman triathlons.





## QUENTUS CUMBY

**ASSISTANT DIRECTOR OF  
PRO PERSONNEL**

**9TH NFL SEASON**

**9TH WITH 49ERS**

Quentus Cumby is in his ninth year with the 49ers and second as the assistant director of pro personnel. He spent the previous seven seasons as the team's pro personnel scout.

In his role, Cumby evaluates both NFL talent and players from other professional football leagues. He serves as the 49ers weekly advance scout for the personnel and coaching staffs. During the offseason, he evaluates the team's roster and all pending NFL free agents prior to free agency, while also assisting with draft preparation.

Prior to joining the 49ers, Cumby was a physical education teacher at Ben Franklin Intermediate in Daly City, CA, during the 2005 to 2006 term. He began his teaching career in the fall of 2005 after spending the summer as an intern with the Green Bay Packers player personnel department under Ted Thompson and Reggie McKenzie.

In 2003, Cumby was invited to participate in training camp by the Packers as a free agent safety. One year later, he spent the summer of 2004 playing the position in the Canadian Football League with the Edmonton Eskimos.

Cumby lettered in football and ran track at Cleburne (TX) High School, where he was an all-state free safety in 1999. He went on to earn a football scholarship to the University of Kentucky and was a two-year starter at free safety and cornerback from 1999-02. He graduated in 2004 with a bachelor's degree in kinesiology.

Cumby resides in East Palo Alto, CA, with his wife Liz, and two children, Drew and Kyla.



## ETHAN WAUGH

**SENIOR PERSONNEL ASSISTANT**

**11TH NFL SEASON**

**11TH WITH 49ERS**

Ethan Waugh is in his 11th year with the 49ers, and his third as the team's senior personnel assistant. In his role, he will be based in Santa Clara, where he will work with all aspects of player personnel. Waugh spent four seasons as the team's midwest regional scout.

Prior to being promoted to an area scout in 2008, Waugh served as the team's personnel assistant where he was involved in a variety of areas, including the evaluation and scouting of college and professional players and working extensively with the 49ers' scouting database.

Waugh joined the 49ers after spending the previous two seasons at Illinois Wesleyan University, where he served as the offensive coordinator, quarterbacks coach and recruiting coordinator.

Prior to his time at Illinois Wesleyan, Waugh served as an assistant at Western Carolina University from 1997-2001. While with the Catamounts, he coached on both the offensive and defensive sides of the ball and assisted with special teams.

Waugh grew up in Vernon Hills, IL, and played defensive back for two years at Lake Forest College before transferring to Lawrence University where he played the slot and quarterback positions. He is a 1997 graduate of Lawrence with a bachelor's degree in history and earned a master's degree in American History from Western Carolina in 1999.

Waugh hails from a football family. His father, Maury, currently coaches at Trine University, his brother, Tucker, coaches the receivers at Army, and another brother, Adam, coaches the safeties at Louisiana-Monroe.

He and his wife, Allison, reside in San Jose with their four sons.



## JUSTIN CHABOT

### NATIONAL SCOUT

11TH NFL SEASON

11TH WITH 49ERS

Justin Chabot is in his 11th year with the 49ers and his second as the team's national scout. In his current role, he is responsible for scouting the southeast region as well as crosschecking college football's top prospects throughout the country. Chabot began his time with the 49ers scouting the midwest region for four years. He later scouted the southwest region for two years, the southeast region for two years and most recently the midwest region for one year.

Prior to joining the 49ers, Chabot spent five years as the director of football operations at Northwestern. As part of his role with the Wildcats, Chabot served as the pro liaison to visiting college talent scouts from the NFL. Chabot was extremely familiar with Northwestern's football program, having starred as an offensive lineman on the 1995 and 1996 Big Ten Championship teams.

Chabot recorded 41 career starts on the Northwestern offensive line, including starts on the 1996 Rose Bowl and the 1997 Citrus Bowl teams. A four-year letterwinner and captain of the 1996 squad, Chabot was named first-team All-Big Ten by the media and coaches as a senior. He was also named to the Academic All-Big Ten list in 1993.

Born in Washington, DC, Chabot was raised in Oxford, OH. He graduated from Northwestern in 1996 with a degree in sociology, and played professionally during the 1997 season with the Pittsburgh Steelers and the New York Giants.

Chabot resides in Baton Rouge, LA, with his twin sons, Walker and Brant.



## SCOTT BROWN

### REGIONAL SCOUT

3RD NFL SEASON

3RD WITH 49ERS

Scott Brown is in his third season with the 49ers as the team's midwest regional scout. He joined the 49ers after spending the 2011 season as the defensive line coach at Arizona State. Prior to joining the Sun Devils, Brown served as the defensive line coach at Colorado State from 2008-10.

Brown joined the Rams staff from Duke University, where he had spent the previous 12 seasons (1996-2007) coaching the defensive line and special teams. Prior to his tenure at Duke, Brown coached four seasons on the staff at Minnesota, where he coached the defensive line (1992-94) and linebackers (1995).

He also served nine years at Texas Christian University (1983-91) and three at Southwest Texas State (1980-82), coaching defensive line all 12 seasons. At Southwest Texas State (1980-83), he helped the Bobcats to consecutive Division II national championships, posting victories over North Dakota State in 1981 and UC Davis in 1982. Brown launched his coaching career with a four-year stint in various coaching roles at his alma mater, Adams State (1976-79), in Southern Colorado.

A native of Del Norte, CO, Brown was an All-American at Del Norte (CO) High School, and went on to play linebacker and defensive end at Adams State, where he earned both his bachelor's and master's degrees in physical education.



## REGGIE COBB

### REGIONAL SCOUT

14TH NFL SEASON

6TH WITH 49ERS

Reggie Cobb is in his sixth year with the 49ers as the club's western regional scout. In 2011, Cobb was named NFC Scout of the Year by the Fritz Pollard Alliance.

Cobb joined the 49ers after spending the previous six years scouting the Southwest region for the Tampa Bay Buccaneers and two seasons (2001-02) as a member of the Washington Redskins scouting department.

Cobb enjoyed a seven-year playing career that began as a second-round pick (30th overall) by the Buccaneers in 1990. Cobb played his first four seasons (1990-93) with Tampa Bay before playing one season each with Green Bay (1994), Jacksonville (1995) and the N.Y. Jets (1996).

Cobb finished his college career ranked third on the University of Tennessee's career rushing chart with 2,360 yards and 26 touchdowns. He was also a member of the school's 100th anniversary team. Cobb lettered in track and graduated with a degree in urban studies in 1990.

Cobb and his son, DeMarcus, live in Sugarland, Texas.



## CHIP FLANAGAN

### REGIONAL SCOUT

11TH NFL SEASON

3RD WITH 49ERS

Chip Flanagan is in his third season with the 49ers as the team's northeast regional scout after spending the previous eight seasons with the Washington Redskins.

Flanagan served as an area scout for the Redskins from 2007-11, where he was responsible for evaluating college prospects at schools located in the southwest region (2007-10) and southeast region (2011).

Prior to working as an area scout, Flanagan served as a college scouting assistant with the Redskins for two seasons (2005 and 2006). He originally entered the NFL in 2004 as an intern in the Redskins' personnel department.

Flanagan was a three-time letterman in football at outside linebacker and a team captain with Bowdoin College in Brunswick, Maine. He also lettered in baseball. A Lowell, Mass., native, Flanagan received a degree in mathematics and a minor in economics in 2000. He also received a master's degree in sport management from Massachusetts-Amherst in 2004.

Flanagan and his wife, Lisa, reside in Virginia Beach, Va. The couple has a daughter, Kylie, and a son, Zack.



## BOB MORRIS

### REGIONAL SCOUT

13TH NFL SEASON

5TH WITH 49ERS

Bob Morris is in his fifth year with the 49ers as the club's southern regional scout. Morris joined the 49ers after spending the previous eight years as an area scout for the Cleveland Browns.

Prior to becoming a scout, Morris served as a collegiate assistant coach at the Division I-A level for 21 years. He started his coaching career as a secondary coach at Northern Illinois University from 1980 to 1983, after working the previous two years as a graduate assistant at the University of Colorado.

Morris then served as secondary coach for 10 seasons (1984-93) at Indiana University and helped the Hoosiers reach six bowl games. He was defensive coordinator/secondary coach at Purdue University from 1994 to 1995 and served as the Boilermakers' special teams coordinator in 1996. Morris was passing game coordinator/secondary coach at the University of Akron from 1998 to 2000 and was the Zips defensive coordinator/secondary coach in 2001.

A two-year letter winner at defensive back and punt returner for the Colorado Buffaloes, Morris helped the team to a Big-8 Championship in 1976. He earned a bachelor's degree in secondary education in 1977 and later received a master's degree in sports psychology in 1983 from Colorado. Morris also lettered three years in baseball for the Buffaloes.

A native of Boulder, CO, Morris is a member of the Fellowship of Christian Athletes. He and his wife, Jennifer, have two sons, Jerod and Joshua. The Morris family volunteers with the Big Brothers and Big Sisters organization. The name of their "little brother" is Bryce.



## STEVE RUBIO

### REGIONAL SCOUT

3RD NFL SEASON

3RD WITH 49ERS

Steve Rubio is in his third year with the 49ers and second as the club's midlands regional scout. He spent the 2012 season as a scouting assistant.

Rubio served as the director of player personnel for the University of Tennessee's football program from 2010-2011, after originally joining the team in 2009 as a recruiting intern. In his previous capacity, he oversaw all recruiting board material while handling the initial evaluation of high school and junior college prospects.

The Fort Lauderdale, FL, native graduated from the University of Central Florida with a degree in sports administration, in 2007. Rubio worked in various roles on the Knights football staff over a span of six years. He spent the last 12 months of his tenure as UCF's director of player personnel, after having spent time as a defensive graduate assistant and as the recruiting and operations graduate assistant. Rubio also served as a volunteer coach at his high school, St. Thomas Aquinas, from 2003-04.



## JOSH WILLIAMS

### PRO PERSONNEL SCOUT

4TH NFL SEASON

4TH WITH 49ERS

Josh Williams is in his fourth season with the 49ers and second as a pro personnel scout. He spent the previous two seasons as an assistant in the 49ers scouting department.

In his role, Williams assists the pro scouting department in their evaluation of NFL talent and also coordinates player tryouts and visits to the 49ers facility. During the offseason, he assists in evaluating the team's roster prior to free agency.

A four-year wide receiver for the Columbia University Lions, Williams worked in the financial industry in New York City as a business analyst of investment products at TD Ameritrade. A native of Santa Rosa, CA, he graduated from St. Ignatius College Preparatory in San Francisco in 2005 then earned a bachelor's degree in psychology from Columbia University in 2010.

Williams currently resides in San Jose.



## JAMES HALL

### SCOUTING/ PLAYER ENGAGEMENT ASSISTANT

2ND NFL SEASON

2ND WITH 49ERS

James Hall is in his second season with the 49ers and first as a scouting/player engagement assistant. His scouting duties include assisting both the pro and college scouting departments with evaluations and NFL Draft preparation. In his role with player engagement, he will assist 49ers players with degree completion, internships, finance education, job shadows and the mentoring program. Hall will also help as players transition out of the NFL.

As an NFL defensive end, Hall spent seven seasons with the Detroit Lions (2000-06) and five with the St. Louis Rams (2007-2011). He played in 165 career games (129 starts), recorded 619 tackles, 64.0 sacks, 19 forced fumbles, 12 passes defensed, one interception and seven fumble recoveries, two of which he returned for touchdowns.

The New Orleans, LA, native attended the University of Michigan where he was a Third-Team All America and a Butkus Award semifinalist, as a senior. In 2004, Hall spent his offseason interning in the University of Michigan athletic department. The experience allowed Hall to gain exposure to the inner-workings of collegiate athletic and work alongside former student-athletes. During his time with the Wolverines, Hall worked with institution's development department to help facilitate a degree completion program that allowed former players to return to school to earn their diploma.

After his final NFL season with the Rams in 2012, Hall accepted an internship opportunity with the University of California Berkley's athletic department. For two months, he and others conducted an audit project on the university's equipment room to better its overall structure and accessibility. Hall served as the primary contact for the assignment and coordinated with various other assistant athletic directors in the country to gather best practices.

Hall is also the founder of Victor's Night, a venue established in 2006 to increase engagement amongst current and former University of Michigan football players and the program itself. Hall leads a group of former players and administrators to organize any events



## KYLE O'DELL

**NFS SCOUT**

**2ND NFL SEASON**

**2ND WITH 49ERS**

Kyle O'Dell is entering his second season with the 49ers. He is the 49ers National Football Scouting representative, and will focus on scouting players in the Northwest in addition to working with the NFL Combine, where he helps the NFL select invitees to the annual event. In his role, O'Dell also assists both the pro and college scouting departments with evaluations and NFL Draft preparation.

Prior to joining the 49ers, O'Dell worked in the recruiting operations department for head coach Nick Saban at the University of Alabama from 2011-12. During those two years, he helped the Crimson Tide compile consecutive consensus number one recruiting classes.

A native of Oxford, AL, O'Dell graduated from the University of Alabama in 2013 with a degree in sports management.



## TARIQ AHMAD

**SCOUTING ASSISTANT**

**1ST NFL SEASON**

**1ST WITH 49ERS**

Tariq Ahmad is in his first season as an assistant in the 49ers scouting department. Ahmad will assist with the evaluations of both college and professional players.

Ahmad joins the team following four seasons as director of football recruiting operations at Rutgers University and seven seasons overall as a member of the Scarlet Knights program. During his time at Rutgers, Ahmad received his master's degree in education administration.

Ahmad previously served as an offensive graduate assistant coach at Ithaca College, working with the running backs on game strategies and techniques. Prior to becoming a coach, Ahmad was a three-sport athlete, participating in football, basketball and outdoor track at his alma mater. A native of Holmdel, NJ, he graduated from Ithaca College in 2005, majoring in health and physical education.



## A.J. HIGHSMITH

### SCOUTING ASSISTANT

1ST NFL SEASON

1ST WITH 49ERS

A.J. Highsmith is in his first season as an assistant in the 49ers scouting department. In his role, he will assist with the evaluations of both college and professional players.

A quarterback turned defensive back at the University of Miami from 2009-13, Highsmith saw action in 41 games (11 starts) and recorded 67 total tackles, two interceptions, one forced fumble, one fumble recovery and one sack. In 2013, he was awarded the Hurricane Media "Good Guy" Award.

While at Miami, Highsmith earned his bachelor's degree in sport administration as well as a master of arts in liberal studies degree. His father, Alonzo Highsmith, played at Miami from 1983-86 and in the NFL with the Houston Oilers, Dallas Cowboys and Tampa Bay Buccaneers, and currently works as a senior personnel executive with the Green Bay Packers.



## MATT ADOLPH

### ASSISTANT SCOUTING ADMINISTRATOR

1ST NFL SEASON

1ST WITH 49ERS

Matt Adolph is in his first season as an assistant in the 49ers scouting department. In his role, Adolph will assist with the administration of both the college and professional scouting processes.

Adolph joins the 49ers after spending the spring of 2014 interning with the football and recruiting departments at Michigan State University. He earned his degree in business management from the University of Kentucky and also played long snapper for the Wildcats.

A native of Dublin, OH, Adolph comes from a football family. His grandfather, Dave Adolph, coached in the NFL with the Kansas City Chiefs, San Diego Chargers, Cleveland Browns, Los Angeles Rams and Oakland Raiders. He is also related to current Michigan State head football coach, Mark Dantonio.



## NATE BRESKE

**DIRECTOR OF REHABILITATION &  
ASSISTANT HEAD ATHLETIC TRAINER**

**7TH NFL SEASON**

**7TH WITH 49ERS**

Nate Breske is in his seventh year with the 49ers as the team's director of rehabilitation and assistant head athletic trainer.

Breske joined San Francisco in 2008 after founding Physical Therapy Specialists in Watertown, South Dakota. After graduating from physical therapy school, Breske started the outpatient clinic, which specialized in sports medicine, post-op orthopedic cases and pain management. He also served as the director of athletic training for the Watertown School System.

Breske obtained his doctorate degree (2000-04) in physical therapy from the University of Nebraska Medical Center in Omaha, Nebraska. In that span, he also interned with the New England Patriots during the 2003 preseason as an athletic trainer.

From 1995 to 2000, Breske pursued a bachelor's degree in athletic training, biology and psychology at Northern State University in Aberdeen, South Dakota. He was the starting quarterback for the Northern State Wolves as a junior and senior. The two-time team captain earned all-conference (NSIC) and academic all-conference honors.

Breske was an all-state football player at Webster (SD) High School. He is a certified member of the National Athletic Trainers Association (NATA), the American Physical Therapy Association (APTA) and the Professional Football Athletic Trainers Society (PFATS).

Born in Pierre, South Dakota, he and his wife, Tia, who is an Associate Director with Stella & Dot, live in Santa Clara with their two sons, Jherek and Keon, and daughter, Emsley.



## MANNY RIVERA

**ASSISTANT HEAD ATHLETIC TRAINER**

**12TH NFL SEASON**

**12TH WITH 49ERS**

Manny Rivera enters his first year as an assistant head athletic trainer. He has spent the last 10 years as an assistant athletic trainer. This is Rivera's second stint with San Francisco after serving as an intern athletic trainer during the 2001 season.

Prior to being hired full time in San Francisco, Rivera spent a year working with the United States Olympic Committee. With the USOC, he provided medical coverage for hundreds of Olympic and Paralympic hopefuls in track and field, softball, baseball, soccer, volleyball and rugby.

After interning with the 49ers, Rivera served as a graduate assistant athletic trainer for the Indiana University football team. While at Indiana, he was directly responsible for the emergency medical supplies, training supplies and inventory, packing for team travel, as well as game day medical logistics. Rivera was also responsible for supervision, instruction and evaluation of undergraduate athletic training curriculum students. Rivera graduated from Indiana with a Master of Science degree in Kinesiology in 2003.

Rivera began his career in athletic training, serving as a student athletic trainer at the University of the Pacific, where he earned a bachelor's degree in Sports Medicine, in 2001. He is a certified member of the NATA.

Rivera, his wife, Lauren, daughter, Alexis, and son, Tyler, reside in Milpitas, CA.





## STEVE **URBANIAK**

### EQUIPMENT MANAGER

17TH NFL SEASON

16TH WITH 49ERS

Steve Urbaniak is in his 16th year with the 49ers and 12th as the team's equipment manager. During his first four seasons in San Francisco, Urbaniak served as an assistant in the equipment department. This season marks Urbaniak's 17th year overall working in the NFL ranks.

He is responsible for the many details that go into filling an NFL team's daily needs. These needs include outfitting players and coaches in safe and advanced equipment, as well as ordering and maintaining all of the team's equipment and sideline apparel. Urbaniak and his staff also transport team equipment to and from all games, as well as assist coaches with daily practice needs.

Urbaniak came to San Francisco in 1999 after serving a one-year internship with the Miami Dolphins in 1998. While in Miami, he served as a member of the host team assigned to the Denver Broncos prior to Super Bowl XXXIII.

Urbaniak attended East Carolina University, where he helped the Pirates reach consecutive Liberty Bowls as a punter before spending two years as the team's student manager. He graduated with a degree in therapeutic recreation in 1998. A certified athletic equipment manager, Urbaniak is also a member of the Athletic Equipment Managers Association. He added acting to his resume in 1998, playing a small role in the feature film "Any Given Sunday."

Urbaniak was born in Lowville, NY. He and his wife, Lindsay, reside in San Jose, CA with their son, Tyson, and dog, Grady.



## DONOVAN "DOC" **DRESSLER**

### ASSISTANT EQUIPMENT MANAGER

16TH NFL SEASON

14TH WITH 49ERS

Donovan "Doc" Dressler is in his 14th year as the assistant equipment manager of the 49ers.

During his first stint in San Francisco, Doc served as a training camp and partial season intern with the 49ers equipment department in the summer of 2000, before taking on the head equipment manager duties from 2000 to 2001 for the Las Vegas Outlaws of the XFL. Doc returned to San Francisco in 2001 as an intern and was brought on shortly after in a full-time capacity to assist with the team's apparel and on-field equipment needs.

Doc got his start in the NFL with the Miami Dolphins, where he interned at different times in the equipment department during 1998 and 2000. During that time, he also had a stint as the head equipment manager at Northwestern Louisiana State from 1999 to 2000.

Doc was born and raised in Stillwater, OK, where he attended Stillwater High School. He then attended Oklahoma State University and served as the Cowboys' student equipment manager for six years.

Doc has been a member of the Athletic Equipment Manager's Association since 1995 and received his certification in 1999.

He and his wife, Terri, reside in San Jose, CA, with their sons Jacob and Rocco.



## JEFF GILBERT

### ASSISTANT EQUIPMENT MANAGER

8TH NFL SEASON

4TH WITH 49ERS

Jeff Gilbert is in fourth year as the assistant equipment manager with the 49ers.

In his first stint with San Francisco, Gilbert served as the assistant equipment manager for the team from 2005 to 2008. He later joined Riddell as a Northern California sales representative in 2008 where he remained until 2012. Gilbert made his way back to the NFL that year as an assistant equipment manager for the Oakland Raiders and remained with the team until he returned to San Francisco in 2014. In addition to maintaining the team's helmets and shoulder pads, Gilbert works with the defense at practice and assists with logistics.

Gilbert started his career with the Seattle Seahawks as a season-long intern during the 2003 and 2004 seasons.

Gilbert was born and raised in Santa Cruz, CA, where he attended San Lorenzo Valley High School. He received his undergraduate degree from Bethany Bible College and later earned his master's degree in sports management from the University of San Francisco. He has been a member of the Athletic Equipment Manager's Association since 2006.

Gilbert and his wife, Theresa, live in Felton, CA, with their daughter, Kiana, and son, Indy.



## MICHAEL BRACKEN

### VIDEO OPERATIONS MANAGER

4TH NFL SEASON

4TH WITH 49ERS

Michael Bracken is in his fourth year as the 49ers video operations manager.

Bracken oversees all daily video operations responsibilities, including the production and editing of all practice and game films for team personnel. Additionally, Bracken and his staff coordinate film exchanges with other teams and NFL Films, as well as maintain the 49ers NFL and collegiate video library.

Prior to joining the 49ers, Bracken spent four years as the assistant video coordinator for the Florida State University athletic department, where he serviced 16 intercollegiate sports. While completing his undergraduate studies at Florida State, he served as a student assistant in the school's video department since 2003.

Bracken resides in San Jose, CA.



## MARK PRETO

### VIDEO OPERATIONS ASSISTANT

16TH NFL SEASON

11TH WITH 49ERS

Mark Preto is in his 11th year as video operations assistant with the 49ers after joining the team in July of 2004. It marks Preto's 16th year working in the NFL.

Preto joined the 49ers after serving in the same capacity for the Tennessee Titans from 1999 to 2004. During his time in Nashville, Preto was part of the Titans 2000 AFC Championship team and traveled with the staff to coach the 2003 Pro Bowl.

Prior to joining the NFL ranks, Preto was the video coordinator at Oregon State during the 1998 season after spending the 1995-98 campaigns in the same capacity at Southern Cal when the Trojans captured the 1996 Rose Bowl title.

From 1991 to 1995 Preto served on the video staff at the University of Oregon where he made his first trip to the Rose Bowl. During that span, he spent the 2002 summer as an intern in the Cleveland Browns video department. Preto began his career in sports video at his alma mater, the University of Akron, where he was the video director in 1990 after playing on the Zips football team from 1985 to 1990.

Preto grew up in, Cleveland, OH, where he played football and wrestled at Benedictine (OH) High School. He earned his bachelor's degrees in accounting and finance from Akron.

Preto resides in Campbell, CA.



## BRYAN ZIEBELMAN

### VIDEO OPERATIONS ASSISTANT

4TH NFL SEASON

4TH WITH 49ERS

Bryan Ziebelman is in his third year as a 49ers video operations assistant after spending the 2011 season as the 49ers video operations intern.

Ziebelman got his start in sports video at his alma mater, Chapman University, where he served as assistant director of video operations and recruiting in 2010 after playing wide receiver on the Panthers football team from 2006 to 2009 and serving as team captain.

Ziebelman received dual degrees in television and broadcast journalism and communications studies with a minor in leadership and organizational studies during his time at Chapman.

A Palo Alto native, Ziebelman attended Henry M. Gunn High School and now resides in Palo Alto, CA.



## MATT GREINER

**SPORTS TURF MANAGER/  
HEAD GROUNDSKEEPER**

**7TH NFL SEASON**

**6TH WITH 49ERS**

Matt Greiner is in his sixth year with the 49ers and his third as the sports turf manager/head groundskeeper.

In his role, Greiner is tasked with overseeing the maintenance of all playing surfaces and landscaping at Levi's® Stadium and the team's Santa Clara training facility. He originally joined the 49ers as an assistant groundskeeper in 2009, and later promoted to his current position in 2011.

Greiner began his career as a member of the Ohio State University grounds crew in 2005, remaining with the Buckeyes until 2007. He spent 2007 with the Arsenal Football Club, before transitioning to the Minnesota Vikings for the 2008 season.

The Sylvania, OH, native attended Northview High School, before earning a degree in Turfgrass Science from Ohio State University.

Greiner and his wife, Heidi, live in Willow Glen with their daughter, Haleigh.



## GREG BRIDGES

**ASSISTANT GROUNDSKEEPER**

**3RD NFL SEASON**

**13TH WITH 49ERS**

Greg Bridges is in his third season with the 49ers. Bridges helps in all aspects of field maintenance at the teams practice facility and Levi's Stadium.

Before joining the 49ers, Bridges worked in the tech industry as a maintenance technician and machinist.

Bridges is a graduate of Los Gatos High School and continued his education at West Valley College where he studied Landscape Architecture.

Bridges resides in the Los Gatos mountains with his cat and five goldfish.



## STEVE **RISSE**R

### TEAM LOGISTICS MANAGER

13TH NFL SEASON

13TH WITH 49ERS


Steve Risser is in his 13th season with the San Francisco 49ers, and his seventh as team logistics manager.

Risser joined the 49ers in 2002, as a community relations intern. Throughout his internship, Risser also assisted with special projects for both the public relations and marketing departments.

In 2005, Risser made the transition to the team logistics department where he assisted with team travel and logistical needs, as well as overseeing the team's training camp operation.

Born in Santa Clara, CA, Risser grew up in Fremont and attended Moreau Catholic High School, where he was a two-year letter-winner in baseball.

A graduate of Cal State Hayward, Risser and his wife, Shannon, reside in Santa Clara.



## MICHAEL **SLAP**

### TEAM LOGISTICS COORDINATOR

5TH NFL SEASON

5TH WITH 49ERS

Michael Slap is in his fifth year with the San Francisco 49ers, and his first as the team logistics coordinator.

Slap originally joined the 49ers as a training camp intern in the logistics department, in 2010. He returned in 2011 in the same capacity, and remained with the team throughout the entire season. After graduating from the University of California, Davis in 2012, Slap was hired full-time as the team logistics assistant.

As an undergraduate at UC Davis, Slap worked all four years for the University's Intercollegiate Athletics program as a student event manager, public address announcer and a football operations intern/team manager.

Born in Chico, CA, Slap grew up in Danville where he attended Monte Vista High School. Slap currently resides in San Jose.



## BOB LANGE

### DIRECTOR OF COMMUNICATIONS

16TH NFL SEASON

6TH WITH 49ERS

A veteran of 16 NFL seasons, Bob Lange is in his sixth year as the 49ers director of communications.

Lange serves as the 49ers day-to-day spokesman on all football, corporate and Levi's® Stadium matters, while acting as the team's liaison with local, national and international media outlets. While managing the publicity efforts for the team's corporate partnerships, community affairs and 49ers Studios, the 49ers public relations department also actively promotes all aspects of Levi's® Stadium including non-NFL events, The 49ers Museum, The 49ers Team Store and the venue's tour and event rental programs.

Under Lange's direction, the 49ers public relations department has twice been named finalists for the coveted Pro Football Writers of America Pete Rozelle Award, in 2011 and 2012. The award is presented annually to the NFL club public relations staff that consistently strives for excellence in its dealings and relationships with the media.

Lange joined the 49ers in 2009, after serving as the Philadelphia Eagles assistant director of football media services. During his 10 seasons with the Eagles (1998-99 & 2001-08), he served as a point person for players and coaches with the media, while also promoting the team's efforts in the community. A two-time recipient of the Pete Rozelle Award (2001 & 2004) during his tenure with the team, the Eagles media services department was also recognized as a finalist for the award in 2003.

After beginning his professional career as a public relations intern with the Eagles 1998, Lange remained with the team until being hired by Temple University as the assistant director of sports media relations in October of 1999. As the primary contact for the football team, he assisted with the nationally ranked men's basketball program that twice qualified for the NCAA Tournament and reached the Elite Eight, in 2001. In 2000, Lange directed communications for the NCAA Men's Golf Regional Championship.

The Bryn Mawr, PA, native graduated from Fairfield University in 1998 with a Bachelors of Arts degree in marketing. Lange is an alumnus of St. Joe's Prep in Philadelphia.

He and his wife, Rachael, have two daughters, Charlotte and Emma, and reside in Santa Clara.



## DAN BECKLER

### SENIOR MANAGER OF FOOTBALL COMMUNICATIONS

6TH NFL SEASON

5TH WITH 49ERS

Dan Beckler is in his fifth season with the 49ers and sixth season in the NFL.

Beckler is responsible for facilitating interview requests for players, coaches and front office staff. He also handles various team-issued media materials and press credentials.

Beckler served as San Francisco's season-long public relations intern in 2009-10, before being hired full time after the 2010 season. Prior to his time with the 49ers, he was a season-long intern with the Tennessee Titans public relations department from 2008-09.

Before entering the NFL, Beckler served as a sports public relations intern at Disney's Wide World of Sports (now ESPN Wide World of Sports) in Lake Buena Vista, FL, from 2007-08.

A native of Wichita, KS, Beckler graduated from Wichita State University with a degree in sport administration in 2007. He also earned his masters of education from WSU in May of 2009. As an undergraduate, Beckler assisted in the sports information department, while also working for the Wichita Wranglers, the Kansas City Royals double-A affiliate.

Beckler and his wife, Ellie, have a son, Peyton.



## ROGER HACKER

**SENIOR MANAGER OF  
CORPORATE COMMUNICATIONS**

**8TH NFL SEASON**

**1ST WITH 49ERS**

Roger Hacker is in his first season with the 49ers and eighth in the NFL.

Hacker manages communications for all corporate enterprises related to the 49ers and Levi's® Stadium, coordinating all non-football media initiatives and press functions through collaboration with relevant stakeholders, both internal and external.

Hacker began his career in the NFL working for the Chicago Bears, spending 2000-06 as a member of the team's football media relations staff. He then moved to the global headquarters of international communications firm FleishmanHillard in St. Louis, where he spent five years providing counsel and media relations support for an assortment of clients within their sports marketing practice. Before joining the 49ers, Hacker managed brand communications for Visa Inc.'s sponsorships of the NFL, International Olympic Committee and FIFA for nearly two years.

A native of Belleville, IL, Hacker graduated from the University of Illinois at Urbana-Champaign in 2000 with a degree in media studies. He worked in the Fighting Illini sports information department as an undergraduate and spent 1999-2000 as an intern in the University of Kentucky sports information department. Hacker served as the press officer for the USA Baseball Junior National Team in 2000 and as an ice hockey venue press liaison at the 2002 Olympic Winter Games in Salt Lake City.

Hacker and his wife, Marisa, reside in San Francisco.



## MIKE CHASANOFF

**MANAGER OF COMMUNICATIONS**

**9TH NFL SEASON**

**6TH WITH 49ERS**

Mike Chasanoff is in his sixth season with the 49ers and ninth season in the NFL.

Chasanoff is responsible for facilitating interview requests for players, coaches and front office staff, while also overseeing the production of the annual media guide and the team's media materials.

Prior to joining the 49ers, Chasanoff spent the 2008 season as the public relations coordinator for the Tampa Bay Buccaneers. He also interned in the public relations departments of the Houston Texans (2007) and Buccaneers (2006). In the spring of 2007, Chasanoff served as the public relations assistant for the Amsterdam Admirals of NFL Europa.

A native of Bradenton, FL, Chasanoff graduated from Flagler College with a degree in sport management and business in 2006. While in school, Chasanoff was an assistant coach for the Flagler College men's basketball team, and also served as the public relations manager for the Sarasota Red Sox, the Class-A affiliate of the Boston Red Sox.

Chasanoff's brother, Marc, is the coordinator of player personnel for the New Orleans Pelicans. His brother, Tommy, was a member of Team USA for the International Paralympic Committee World Games in Lyon, France in 2013.

Chasanoff resides in Campbell with his girlfriend, Kate.



# TALIA MALIK

## COORDINATOR OF COMMUNICATIONS

4TH NFL SEASON

4TH WITH 49ERS

Talia Malik is in her first season with the 49ers as the coordinator of communications, after spending the 2013 season as a public relations assistant, and 2011 and 2012 seasons as a public relations intern with the team.

The San Jose native oversees the production of the annual 49ers Yearbook, Alumni and Game Day Magazine, while helping to publicize the team's community efforts.

Malik grew up in a football family, as her grandfather, Bill McPherson, was a member of the 49ers coaching staff from 1979 to 1999, and director of pro personnel from 2000 to 2005. Her uncle, Pat McPherson, currently coaches tight ends for the Seattle Seahawks.

A graduate of California State University, Chico, Malik received her degree in journalism and public relations, with a minor in management. She attended Archbishop Mitty High School and now resides in San Jose.



## 2014 SAN FRANCISCO 49ERS ALPHABETICAL ROSTER

38	Acker, Kenneth	CB	6-0	195	R	7	Kaepernick, Colin	QB	6-4	230	4
84	Baldwin, Jon	WR	6-4	230	4	67	Kilgore, Daniel	G/C	6-3	308	4
24	Bethea, Antoine	S	5-11	206	9	38	Lattimore, Marcus	RB	5-11	221	1
5	Bethel-Thompson, McLeod	QB	6-3	230	3	4	Lee, Andy	P	6-2	180	11
81	Boldin, Anquan	WR	6-1	220	12	96	Lemonier, Corey	LB	6-3	255	2
75	Boone, Alex	G/T	6-8	300	5	84	Lloyd, Brandon	WR	6-0	200	11
50	Borland, Chris	LB	5-11	248	R	78	Looney, Joe	G	6-3	315	3
53	Bowman, NaVorro	LB	6-0	242	5	59	Lynch, Aaron	LB	6-6	244	R
26	Brock, Tramaine	CB	5-10	197	5	71	Martin, Jonathan	T	6-5	312	3
55	Brooks, Ahmad	LB	6-3	259	9	66	Martin, Marcus	C	6-3	321	R
69	Bykowski, Carter	T	6-7	306	1	46	McCray, James	S	6-0	210	R
45	Campbell, D.J.	S	6-0	213	3	47	McDermott, Kevin	LS	6-4	234	2
95	Carradine, Tank	DT	6-4	295	2	91	McDonald, Ray	DT	6-3	290	8
46	Carrier, Derek	TE	6-4	241	2	89	McDonald, Vance	TE	6-4	267	2
88	Celek, Garrett	TE	6-5	252	3	44	Millard, Trey	FB	6-2	247	R
45	Cleveland, Asante	TE	6-5	260	R	49	Miller, Bruce	FB	6-2	248	4
22	Cook, Chris	CB	6-2	212	5	54	Moody, Nick	LB	6-1	236	2
56	Costanzo, Blake	LB	6-1	235	8	40	Morris, Darryl	CB	5-10	188	2
20	Cox, Perrish	CB	6-0	190	4	65	Netter, Al	G	6-6	310	1
15	Crabtree, Michael	WR	6-1	214	6	98	Okoye, Lawrence	DL	6-6	304	2
29	Culliver, Chris	CB	6-0	199	4	14	Osgood, Kassim	WR	6-5	220	12
43	Dahl, Craig	S	6-1	212	7	11	Patton, Quinton	WR	6-0	204	2
76	Davis, Anthony	T	6-5	323	5	64	Purcell, Mike	NT	6-3	290	1
85	Davis, Vernon	TE	6-3	250	9	60	Ramsey, Kaleb	DT	6-3	285	R
9	Dawson, Phil	K	5-11	200	16	31	Reaser, Keith	CB	6-0	190	R
92	Dial, Quinton	DT	6-5	318	2	10	Reed, David	WR	6-0	190	5
83	Dobbs, Demarcus	TE/DT	6-2	282	4	35	Reid, Eric	S	6-1	213	2
90	Dorsey, Glenn	DL	6-1	297	7	6	Schmidt, Colton	P	5-11	225	1
3	Ellington, Bruce	WR	5-9	197	R	62	Seymour, Ryan	G	6-4	301	2
63	Farrell, Dillon	G/C	6-5	303	R	44	Skov, Shayne	LB	6-3	247	R
18	Faulkner, Kory	QB	6-4	227	R	51	Skuta, Dan	LB	6-2	250	6
64	Fonoti, Fouimalo	G	6-4	310	R	99	Smith, Aldon	LB	6-4	265	4
2	Gabbert, Blaine	QB	6-4	235	4	94	Smith, Justin	DT	6-4	285	14
21	Gore, Frank	RB	5-9	217	10	68	Snyder, Adam	G	6-6	325	10
40	Greene, Kevin	TE	6-3	242	R	27	Spillman, C.J.	S	6-0	199	6
33	Hampton, Jewel	RB	5-9	210	2	74	Staley, Joe	T	6-5	315	8
32	Hunter, Kendall	RB	5-7	199	4	60	Thomas, Brandon	G	6-3	317	R
28	Hyde, Carlos	RB	6-0	235	R	48	Thomas, Chase	LB	6-4	255	1
77	Iupati, Mike	G	6-5	331	5	48	Tukuafu, Will	FB	6-4	293	4
17	Jacobs, Chuck	WR	6-0	178	1	41	Ventrone, Bubba	S	5-10	200	9
23	James, LaMichael	RB	5-9	195	3	25	Ward, Jimmie	DB	5-11	193	R
63	Jerod-Eddie, Tony	DT	6-5	301	3	57	Wilhoite, Michael	LB	6-0	240	3
36	Johnson, Dontae	CB	6-2	200	R	93	Williams, Ian	NT	6-1	305	4
1	Johnson, Josh	QB	6-3	205	7	52	Willis, Patrick	LB	6-1	240	8
13	Johnson, Stevie	WR	6-2	207	7	19	Wylie, Devon	WR	5-9	187	3



# JON BALDWIN

WR

HT 6-4

WT 230

COLLEGE PITTSBURGH

BORN 8.10.89 // ALIQUIPPA, PA // ALIQUIPPA HS, ALIQUIPPA, PA  
4TH YEAR // ACQUIRED TRADE IN '13

Jon Baldwin joined the 49ers in 2013 after spending the first two seasons of his NFL career with the Kansas City Chiefs. Baldwin's football pedigree runs deep as his father, Jeffery, played defensive line at the University of Pittsburgh and Jon's cousin, Charles Fisher, played defensive back for the Cincinnati Bengals.

## // TRANSACTIONS

Originally drafted in the 1st round (26th overall) by KC in the 2011 NFL Draft...Traded by KC to SF for WR A.J. Jenkins on 8/19/13.

## // GOLDMINE

- Baldwin was the fourth-ever first-round pick out of Aliquippa HS, joining New England Patriots CB Darrelle Revis, retired CB Ty Law and retired DT Sean Gilbert. "You see the names hung up in the high school, their jerseys hung up and things like that," Baldwin said. "Being an athlete, those things push you and you want to get where they went. Those things definitely were things that pushed me growing up."

## // 2013 (SAN FRANCISCO)

- Played in 7 games (1 start), recording 3 receptions for 28 yds.

## // 2012 (KANSAS CITY)

- Appeared in 15 games (7 starts), tallying 20 receptions for 325 yds. and 1 TD.
- Hauled in 3 receptions for 62 yds. at Buf. (9/16).
- Tallied 4 receptions for 50 yds. vs. SD (9/30).
- Caught 2 receptions for 37 yds. and 1 TD in a win vs. Car. (12/2).
- Notched 2 receptions for 64 yds., including a career-long 57-yd. reception vs. Ind. (12/23).

## // 2011 (KANSAS CITY)

- Played in 11 games (3 starts), registering 21 receptions for 254 yds. and 1 TD in his rookie season. Caught at least 1 pass in every game he played in during the 2011 season.
- Notched first career reception for a 14-yd. gain in his NFL debut at Oak. (10/23).
- Recorded career highs vs. SD (10/31) with 5 receptions for 82 yds. and his first career TD on a season-long 39-yd. reception.

## // COLLEGE

Played in 39 games (28 starts) during his career at Pitt, where he caught 128 passes for 2,337 yds. (18.3 avg.) and 16 TDs. The 2-time All-Big East First-Team selection ranked 8th in career rec. yds. and 8th in career receptions in Pitt Panthers history upon declaring for the NFL Draft. In 2010 as a junior, started all 13 games and led Pittsburgh with 53 receptions for 822 yds. and 5 TDs. Played in 13 games (12 starts) as a sophomore, and recorded 57 receptions for 1,111 yds. and 8 TDs. His 1,111 yds. receiving in 2009 was the 4th best all-time in school history for a single-season. Appeared in all 13 games (3 starts) as a freshman, snagging 18 receptions for 404 yds. and 3 TDs.

## // PERSONAL

- An All-Pennsylvania Class AA First-Team selection by the Associated Press, was also named *SuperPrep* All-American and Northeast Offensive Player of the Year while attending Aliquippa (Aliquippa, PA) HS.
- The five-star recruit, according to Scout.com and Rivals.com, was picked to play in the U.S. Army All-American Bowl and Big 33 Football Classic.
- Baldwin also earned first-team all-state in basketball, averaging 21.9 ppg, 8.6 rebounds and 2.0 blocks his senior year.
- His father, Jeffery, played defensive line at the University of Pittsburgh from 1981-84.
- His cousin, Charles Fisher, played defensive back for the Cincinnati Bengals from 1999-2001.
- Born Jonathan Dupree Baldwin (8/10/89) in Aliquippa, PA.

## // INJURY REPORT

**2011:** Inactive for the first 5 games of the regular season [vs. Buf. (9/11), at Det. (9/18), at SD (9/25), vs. Min. (10/2) and at Ind. (10/9)] with a thumb injury.

**2012:** Inactive vs. Cin. (11/18) with a head/neck injury.

**BALDWIN'S CAREER STATISTICS**

YEAR	TEAM	GP	GS	NO	RECEIVING				ATT	RUSHING			
					YDS	AVG	LG	TD		YDS	AVG	LG	TD
2011	KC	11	3	21	254	12.1	39t	1	0	0	-	-	0
2012	KC	15	7	20	325	16.3	57	1	0	0	-	-	0
2013	SF	7	1	3	28	9.3	15	0	0	0	-	-	0
<b>TOTALS</b>		<b>33</b>	<b>11</b>	<b>44</b>	<b>607</b>	<b>13.8</b>	<b>57</b>	<b>2</b>	<b>0</b>	<b>0</b>	<b>-</b>	<b>-</b>	<b>0</b>

**PLAYOFFS**

YEAR	TEAM	GP	GS	NO	RECEIVING				ATT	RUSHING			
					YDS	AVG	LG	TD		YDS	AVG	LG	TD
2013	SF	0	0	0	0	-	-	0	0	0	-	-	0
<b>TOTALS</b>		<b>0</b>	<b>0</b>	<b>0</b>	<b>0</b>	<b>-</b>	<b>-</b>	<b>0</b>	<b>0</b>	<b>0</b>	<b>-</b>	<b>-</b>	<b>0</b>

**Milestones:**

**NFL Debut:** at Oak. (10/23/11); **First Start:** at Oak. (10/23/11); **First Reception:** at Oak. (10/23/11 – 14–yd. pass from QB Matt Cassel); **First TD Reception:** vs. SD (10/31/11 – 39–yd. TD pass from QB Matt Cassel)

**BALDWIN'S CAREER HIGHS**

**Receptions:** 5 vs. SD (10/31/11)  
**Receiving Yards:** 82 vs. SD (10/31/11)

**Long Reception:** 57 vs. Ind. (12/23/12)  
**TD Receptions:** 1 (2 times) Last vs. Car. (12/2/12)

**BALDWIN'S GAME-BY-GAME**

**2011 (Kansas City)**

Date	Opp	W/L	P/S	Rec	Yds	Avg	Lg	TD
Sep 11	Buf	L	-	INACTIVE (Thumb)	-	-	-	-
Sep 18	at Det	L	-	INACTIVE (Thumb)	-	-	-	-
Sep 25	at SD	L	-	INACTIVE (Thumb)	-	-	-	-
Oct 2	Min	W	-	INACTIVE (Thumb)	-	-	-	-
Oct 9	at Ind	W	-	INACTIVE (Thumb)	-	-	-	-
Oct 23	at Oak	W	1/0	1	14	14.0	14	0
Oct 31	SD	W	1/0	5	82	16.4	39t	1
Nov 6	Mia	L	1/1	1	12	12.0	12	0
Nov 13	Den	L	1/0	1	15	15.0	15	0
Nov 21	at NE	L	1/1	3	16	5.3	10	0
Nov 27	Pit	L	1/0	2	26	13.0	20	0
Dec 4	at Chi	W	1/0	1	7	7.0	7	0
Dec 11	at NYJ	L	1/1	2	28	14.0	18	0
Dec 18	GB	W	1/0	1	17	17.0	17	0
Dec 24	Oak	L	1/0	1	10	10.0	10	0
Jan 1	at Den	W	1/0	3	27	9.0	15	0
<b>TOTALS</b>			<b>11/3</b>	<b>21</b>	<b>254</b>	<b>12.1</b>	<b>39t</b>	<b>1</b>

**2013 (San Francisco)**

Date	Opp	W/L	P/S	Rec	Yds	Avg	Lg	TD
Sep 8	GB	W	-	-	INACTIVE	-	-	-
Sep 15	at Sea	L	-	-	INACTIVE	-	-	-
Sep 22	Ind	L	-	-	INACTIVE	-	-	-
Sep 26	at StL	W	1/0	2	19	9.5	15	0
Oct 6	Hou	W	1/1	0	0	-	-	0
Oct 13	Arz	W	1/0	1	9	9.0	9	0
Oct 20	at Ten	W	1/0	0	0	-	-	0
Oct 27	at Jax	W	-	-	INACTIVE	-	-	-
Nov 10	Car	L	1/0	0	0	-	-	0
Nov 17	at NO	L	1/0	0	0	-	-	0
Nov 25	at Was	W	1/0	0	0	-	-	0
Dec 1	StL	W	-	-	INACTIVE	-	-	-
Dec 8	Sea	W	-	-	INACTIVE	-	-	-
Dec 15	at TB	W	-	-	INACTIVE	-	-	-
Dec 23	Atl	W	-	-	INACTIVE	-	-	-
Dec 29	at Arz	W	-	-	INACTIVE	-	-	-
<b>TOTALS</b>			<b>7/1</b>	<b>3</b>	<b>28</b>	<b>9.3</b>	<b>15</b>	<b>0</b>

**2012 (Kansas City)**

Date	Opp	W/L	P/S	Rec	Yds	Avg	Lg	TD
Sep 9	Atl	L	1/0	0	0	-	-	0
Sep 16	at Buf	L	1/0	3	62	20.7	26	0
Sep 23	at NO	W	1/0	3	36	12.0	14	0
Sep 30	SD	L	1/0	4	50	12.5	25	0
Oct 7	Bal	L	1/1	1	26	26.0	26	0
Oct 14	at TB	L	1/0	2	19	9.5	10	0
Oct 28	Oak	L	1/1	1	7	7.0	7	0
Nov 1	at SD	L	1/0	1	13	13.0	13	0
Nov 12	at Pit	L	1/1	1	11	11.0	11	0
Nov 18	Cin	L	-	-	INACTIVE (Head/Neck)	-	-	-
Nov 25	Den	L	1/1	0	0	-	-	0
Dec 2	Car	W	1/0	2	37	18.5	34	1
Dec 9	at Cle	L	1/1	0	0	-	-	0
Dec 16	at Oak	L	1/1	0	0	-	-	0
Dec 23	Ind	L	1/1	2	64	32.0	57	0
Dec 30	at Den	L	1/0	0	0	-	-	0
<b>TOTALS</b>			<b>15/7</b>	<b>20</b>	<b>325</b>	<b>16.3</b>	<b>57</b>	<b>1</b>

**2013 Postseason (San Francisco)**

Date	Opp	W/L	P/S	Rec	Yds	Avg	Lg	TD
Jan 5	at GB	W	-	-	INACTIVE	-	-	-
Jan 12	at Car	W	-	-	INACTIVE	-	-	-
Jan 19	at Sea	L	-	-	INACTIVE	-	-	-
<b>Totals</b>			<b>-</b>	<b>-</b>	<b>-</b>	<b>-</b>	<b>-</b>	<b>-</b>



# ANTOINE BETHEA

S

HT 5-11 WT 206 COLLEGE HOWARD

BORN 7.27.84 // NEWPORT NEWS, VA // DENBIGH HS, NEWPORT NEWS, VA  
9TH YEAR // ACQUIRED FA IN '14

The 49ers signed eight-year NFL veteran Antoine Bethea as a free agent in 2014. Since being drafted in 2006, he has proven to be one of the most consistent and reliable tacklers in the NFL. He has started 96 consecutive games dating back to 2008 and has started all 123 games that he's appeared in over his career. The two-time Pro Bowl selection has made an impact off the field as well by launching his Safe Coverage Foundation, hosting free football camps for youth and donating game tickets to underserved children.



## // 2013 (INDIANAPOLIS)

- Named the team's 2013 Man of the Year.
- Started all 16 games at safety.
- Registered 11 tackles and the game-saving INT on the 6-yd. line with 31 seconds remaining in the game vs. Oak. (9/8).
- In Week 7 vs. Den., he registered 9 tackles and 1 FR.
- Registered a career-high 17 tackles at Cin. (12/8).
- Had 8 tackles and 1.0 sack vs. Hou. (12/15).
- Recorded an INT and returned it 46 yds. vs. Jax. (12/29).
- Had a team-high 11 tackles and 1 PD vs. KC (1/4/14 - AFC-W).

## // 2012 (INDIANAPOLIS)

- Named the team's 2012 Ed Block Courage Award winner.
- Started all 16 games at free safety and finished 2nd on the team with 123 tackles and a career-high 2.0 sacks.
- Registered 12 tackles and 2 PDs at Chi. (9/9).
- Tallied 13 tackles and 1 PD vs. Min. (9/16).
- Registered 11 tackles at Ten. (10/28).
- Started his 100th career game at Jax. (11/8) and notched a team-high 11 tackles and 1.0 sack.
- Led the team with 10 tackles at Bal. (1/6/13 - AFC-W).

## // 2011 (INDIANAPOLIS)

- Started all 16 games at free safety and led the team with a career-high 139 tackles.
- Posted 8 tackles, 1 FR and 1 PD vs. Cle. (9/18).
- Notched a team-high 11 tackles and 1 PD at NO (10/23).

## // 2010 (INDIANAPOLIS)

- Started all 16 games at free safety and totaled his 3rd consecutive season with at least 100 tackles.
- Registered a team-high 13 tackles and 1 PD at Hou. (9/12).
- Notched 0.5 sacks, the first of his career, vs. SD (10/28).
- Recorded a then-career-best 15 tackles vs. Dal. (12/5).
- Contributed with 5 tackles, 2 PDs and 1 INT vs. Jax. (12/19).
- Tallied 1 FF and finished with 7 tackles vs. NYJ (1/8/11 - AFC-W).

## // 2009 (INDIANAPOLIS)

- Started all 16 games at free safety, led the team with 120 tackles and was named to his second Pro Bowl.
- Tied for the team lead with 8 tackles and clinched the victory with an INT on the final play of the game at Mia. (9/21).
- Recorded a team-high 12 tackles at StL (10/25).
- Posted 11 tackles and 1 FF vs. Hou. (11/8).
- Tallied 10 tackles and 1 INT QB Tom Brady vs. NE (11/15).
- In Week 12 at Hou., recorded 10 tackles and 1 INT.
- Intercepted Saints QB Drew Brees at NO (12/12).
- Registered 3 tackles, 2 PDs and 1 INT at Bal. (1/16/10 - AFC-D).

## // TRANSACTIONS

Originally drafted in the 6th round (207th overall) by Ind. in the 2006 NFL Draft...As a restricted free agent, re-signed with Ind. to a four-year contract on 6/11/10...Signed a four-year contract with SF on 3/11/14.

## // AWARDS & HONORS

- 2007:** AFC Pro Bowl
- 2009:** AFC Pro Bowl
- 2012:** Ed Block Courage Award Recipient
- 2013:** Colts Man of the Year

## // GOLDMINE

- As the founder of the Safe Coverage Foundation, Bethea has made it a goal to help youth stay in school and receive a strong education. The foundation's mission statement reads, "The Antoine Bethea Safe Coverage Foundation is committed to providing access and resources for students to achieve their dreams of a higher education. We believe providing exposure opportunities, enrichment experiences and the tools needed to succeed, we can change communities, one child at a time."

## // CAREER HIGHLIGHTS

- According to NFL Gamebook statistics, he has recorded the most tackles (804) among all defensive backs since 2006.
- Has started all 123 games he's appeared in since 2006, including 16 games each year from 2008-13.

MOST TACKLES IN THE NFL AMONGS DBs SINCE 2006		
Player	Tackles	
1. Antoine Bethea	804	
2. Bernard Pollard	674	
3. Antrel Rolle	673	
4. Yeremiah Bell	672	
5. Donte Whitner	668	

\*According to Gamebook Statistics

**// 2008 (INDIANAPOLIS)**

- Started 15 games at free safety and 1 game at strong safety.
- Registered a team-high 126 tackles, 3 PDs, 2 INTs and 1 FR.
- Tallied 11 tackles vs. Chi. (9/7) and vs. Jax. (9/21).
- In Week 8 vs. Bal., totaled 7 tackles and 1 INT.
- Registered 12 tackles vs. NE (11/2).
- Recorded a team-high 13 tackles (9 solo) at Pit. (11/9).
- Totaled a team-high 11 tackles and 1 INT at Cle. (11/30).
- Notched 7 tackles, 2 PDs and 1 FR vs. Det. (12/14).
- Posted 5 tackles, 1 INT and 1 PD at SD (1/3/09 - AFC-W).

**// 2007 (INDIANAPOLIS)**

- Started 13 games at free safety and totaled 95 tackles and 4 INTs en route to his first Pro Bowl selection.
- Registered 12 tackles and 1 INT vs. TB (10/7).
- Recorded 6 tackles, 2 PDs and 1 INT at Car. (10/28).
- Tallied a season-high 13 tackles and 1 INT vs. NE (11/4).
- Finished with 12 tackles and 1 INT vs. Jax. (12/2).

**// 2006 (INDIANAPOLIS)**

- Started 14 games as a rookie and totaled 105 tackles (64 solo). Helped lead a Colts team ranked 2nd in the NFL in pass defense.
- Started all 4 postseason games, recording 18 tackles, 4 PDs and 2 INTs.
- Finished with 11 tackles and his first career INT at NE (11/5).
- Registered an INT in each of his first 2 postseason games, vs. KC (1/6/07 - AFC-W) and at Bal. (1/14/07 - AFC-D).

**// COLLEGE**

Was a 3-year starter at Howard University, starting 31 of 37 games over 4 years. Registered 309 tackles, 7 INTs, 3.0 sacks, 7 FFs, 2 FRs, 18 PDs and 1 blocked kick as a member of the Bison. A three-time All-Mid-Eastern Conference selection, was named a First-Team All-American by the NFL Draft Report.

**// PERSONAL**

- Attended Denbigh (Newport News, VA) HS, where he was a 3-year letterman in football.
- Also lettered in basketball and earned all-area and all-conference honors as a senior.
- Served as the Colts spokesperson for United Way's Team NFL initiative.
- Launched his Safe Coverage Foundation in 2011.
- Hosts three free football camps for youth each offseason.
- Born Antoine Akeem Bethea (7/27/84) in Newport News, VA.

**// INJURY REPORT**

**2006:** Inactive at Ten. (12/3) and vs. Cin. (12/18) with a shoulder injury.

**2007:** Inactive vs. Oak. (12/16) and vs. Hou. (12/23) with a knee injury.

**BETHEA'S CAREER STATISTICS**

YEAR	TEAM	GP	GS	TACKLES					INTERCEPTIONS					FUMBLES		
				TOT	SOL	AST	SACKS	YDS	INT	YDS	LG	TD	PD	FF	FR	YDS
2006	IND	14	14	105	64	41	0.0	0.0	1	38	38	0	5	0	0	0
2007	IND	13	13	95	47	48	0.0	0.0	4	47	30	0	8	0	0	0
2008	IND	16	16	126	83	43	0.0	0.0	2	0	0	0	4	0	1	0
2009	IND	16	16	120	75	45	0.0	0.0	4	19	19	0	5	2	1	0
2010	IND	16	16	106	77	29	0.5	1.0	1	31	31	0	5	1	0	0
2011	IND	16	16	139	80	59	0.0	0.0	0	0	–	0	7	2	1	0
2012	IND	16	16	123	83	40	2.0	8.0	0	0	–	0	7	0	0	0
2013	IND	16	16	110	80	30	1.0	12.0	2	48	46	0	6	0	1	0
<b>TOTALS</b>		<b>123</b>	<b>123</b>	<b>924</b>	<b>589</b>	<b>335</b>	<b>3.5</b>	<b>21.0</b>	<b>14</b>	<b>183</b>	<b>46</b>	<b>0</b>	<b>47</b>	<b>5</b>	<b>4</b>	<b>0</b>

**PLAYOFFS**

YEAR	TEAM	GP	GS	TACKLES					INTERCEPTIONS					FUMBLES		
				TOT	SOL	AST	SACKS	YDS	INT	YDS	LG	TD	PD	FF	FR	YDS
2006	IND	4	4	18	17	1	0.0	0.0	2	16	16	0	4	0	0	0
2007	IND	1	1	7	4	3	0.0	0.0	0	0	–	0	0	0	0	0
2008	IND	1	1	5	3	2	0.0	0.0	1	36	36	0	1	0	0	0
2009	IND	3	3	12	11	1	0.0	0.0	1	0	–	0	2	0	0	0
2010	IND	1	1	7	7	0	0.0	0.0	0	0	–	0	0	1	0	0
2012	IND	1	1	10	6	4	0.0	0.0	0	0	–	0	0	0	0	0
2013	IND	2	2	16	11	5	0.0	0.0	0	0	–	0	2	0	0	0
<b>TOTALS</b>		<b>13</b>	<b>13</b>	<b>75</b>	<b>59</b>	<b>16</b>	<b>0.0</b>	<b>0.0</b>	<b>4</b>	<b>52</b>	<b>36</b>	<b>0</b>	<b>9</b>	<b>1</b>	<b>0</b>	<b>0</b>

**Additional Statistics:**

**Special Teams Tackles:** 1: 2006 (1)

**Milestones:**

**NFL Debut:** at NYG (9/10/06); **First Career Start:** at NYG (9/10/06); **First FR:** vs. Det. (12/14/08 – RB Kevin Smith); **First FF:** at Ten. (10/11/09 – TE Alge Crumpler); **First Sack:** vs. SD (11/28/10 – QB Philip Rivers); **First INT:** at NE (11/5/06 – QB Tom Brady)



## BETHEA'S GAME-BY-GAME

## 2010 (Indianapolis)

Date	Opp	W/L	P/S	Tot	Sol	Ast	Sk	Yds	Int	Yds	PD	FF	FR	Yds
Sep 12	at Hou	L	1/1	13	8	5	0.0	0.0	0	0	1	0	0	0
Sep 19	NYG	W	1/1	6	5	1	0.0	0.0	0	0	1	0	0	0
Sep 26	at Den	W	1/1	7	7	0	0.0	0.0	0	0	1	0	0	0
Oct 3	at Jax	L	1/1	3	1	2	0.0	0.0	0	0	0	0	0	0
Oct 10	KC	W	1/1	7	7	0	0.0	0.0	0	0	0	1	0	0
Oct 17	at Was	W	1/1	7	3	4	0.0	0.0	0	0	0	0	0	0
Nov 1	Hou	W	1/1	4	3	1	0.0	0.0	0	0	0	0	0	0
Nov 7	at Phi	L	1/1	7	5	2	0.0	0.0	0	0	0	0	0	0
Nov 14	Cin	W	1/1	3	2	1	0.0	0.0	0	0	0	0	0	0
Nov 21	at NE	L	1/1	8	5	3	0.0	0.0	0	0	0	0	0	0
Nov 28	SD	L	1/1	6	4	2	0.5	1.0	0	0	0	0	0	0
Dec 5	Dal	L	1/1	15	11	4	0.0	0.0	0	0	0	0	0	0
Dec 9	at Ten	W	1/1	3	1	2	0.0	0.0	0	0	0	0	0	0
Dec 19	Jax	W	1/1	5	4	1	0.0	0.0	1	31	2	0	0	0
Dec 26	at Oak	W	1/1	8	7	1	0.0	0.0	0	0	0	0	0	0
Jan 2	Ten	W	1/1	4	4	0	0.0	0.0	0	0	1	0	0	0
<b>TOTALS</b>			<b>16/16</b>	<b>106</b>	<b>77</b>	<b>29</b>	<b>0.5</b>	<b>1.0</b>	<b>1</b>	<b>31</b>	<b>5</b>	<b>1</b>	<b>0</b>	<b>0</b>

## 2010 Postseason (Indianapolis)

Date	Opp	W/L	P/S	Tot	Sol	Ast	Sk	Yds	Int	Yds	PD	FF	FR	Yds
Jan 8	NYJ	L	1/1	7	7	0	0.0	0.0	0	0	0	1	0	0
<b>TOTALS</b>			<b>1/1</b>	<b>7</b>	<b>7</b>	<b>0</b>	<b>0.0</b>	<b>0.0</b>	<b>0</b>	<b>0</b>	<b>0</b>	<b>1</b>	<b>0</b>	<b>0</b>

## 2011 (Indianapolis)

Date	Opp	W/L	P/S	Tot	Sol	Ast	Sk	Yds	Int	Yds	PD	FF	FR	Yds
Sep 11	at Hou	L	1/1	6	5	1	0.0	0.0	0	0	0	0	0	0
Sep 18	Cle	L	1/1	8	3	5	0.0	0.0	0	0	1	0	1	0
Sep 25	Pit	L	1/1	5	2	3	0.0	0.0	0	0	1	0	0	0
Oct 3	at TB	L	1/1	8	7	1	0.0	0.0	0	0	1	0	0	0
Oct 9	KC	L	1/1	12	6	6	0.0	0.0	0	0	0	0	0	0
Oct 16	at Cin	L	1/1	8	4	4	0.0	0.0	0	0	0	0	0	0
Oct 23	at NO	L	1/1	11	7	4	0.0	0.0	0	0	1	0	0	0
Oct 30	at Ten	L	1/1	6	4	2	0.0	0.0	0	0	1	0	0	0
Nov 6	Atl	L	1/1	11	8	3	0.0	0.0	0	0	1	0	0	0
Nov 13	Jax	L	1/1	9	1	8	0.0	0.0	0	0	0	0	0	0
Nov 27	Car	L	1/1	9	6	3	0.0	0.0	0	0	0	0	0	0
Dec 4	at NE	L	1/1	9	4	5	0.0	0.0	0	0	0	0	0	0
Dec 11	at Bal	L	1/1	11	5	6	0.0	0.0	0	0	1	1	0	0
Dec 18	Ten	W	1/1	7	2	5	0.0	0.0	0	0	0	0	0	0
Dec 22	Hou	W	1/1	9	8	1	0.0	0.0	0	0	0	1	0	0
Jan 1	at Jax	L	1/1	10	8	2	0.0	0.0	0	0	0	0	0	0
<b>TOTALS</b>			<b>16/16</b>	<b>139</b>	<b>80</b>	<b>59</b>	<b>0.0</b>	<b>0.0</b>	<b>0</b>	<b>0</b>	<b>7</b>	<b>2</b>	<b>1</b>	<b>0</b>

## 2012 (Indianapolis)

Date	Opp	W/L	P/S	Tot	Sol	Ast	Sk	Yds	Int	Yds	PD	FF	FR	Yds
Sep 9	at Chi	L	1/1	12	8	4	0.0	0.0	0	0	2	0	0	0
Sep 16	Min	W	1/1	4	0	4	0.0	0.0	0	0	1	0	0	0
Sep 23	Jax	L	1/1	2	1	1	0.0	0.0	0	0	1	0	0	0
Oct 7	GB	W	1/1	7	4	3	0.0	0.0	0	0	0	0	0	0
Oct 14	at NYJ	L	1/1	6	6	0	0.0	0.0	0	0	0	0	0	0
Oct 21	Cle	W	1/1	6	6	0	0.0	0.0	0	0	1	0	0	0
Oct 28	at Ten	W	1/1	11	7	4	0.0	0.0	0	0	0	0	0	0
Nov 4	Mia	W	1/1	6	3	3	0.0	0.0	0	0	0	0	0	0
Nov 8	at Jax	W	1/1	11	8	3	1.0	1.0	0	0	0	0	0	0
Nov 18	at NE	L	1/1	9	6	3	0.0	0.0	0	0	0	0	0	0
Dec 25	Buf	W	1/1	6	4	2	0.0	0.0	0	0	0	0	0	0
Dec 2	at Det	W	1/1	7	5	2	0.0	0.0	0	0	2	0	0	0
Dec 9	Ten	W	1/1	7	5	2	0.0	0.0	0	0	0	0	0	0
Dec 16	at Hou	L	1/1	5	3	2	1.0	7.0	0	0	0	0	0	0
Dec 23	at KC	W	1/1	5	3	2	0.0	0.0	0	0	0	0	0	0
Dec 30	Hou	W	1/1	10	5	5	0.0	0.0	0	0	0	0	0	0
<b>TOTALS</b>			<b>16/16</b>	<b>114</b>	<b>74</b>	<b>40</b>	<b>2.0</b>	<b>8.0</b>	<b>0</b>	<b>0</b>	<b>7</b>	<b>0</b>	<b>0</b>	<b>0</b>

## 2012 Postseason (Indianapolis)

Date	Opp	W/L	P/S	Tot	Sol	Ast	Sk	Yds	Int	Yds	PD	FF	FR	Yds
Jan 6	at Bal	L	1/1	10	6	4	0.0	0.0	0	0	0	0	0	0
<b>TOTALS</b>			<b>1/1</b>	<b>10</b>	<b>6</b>	<b>4</b>	<b>0.0</b>	<b>0.0</b>	<b>0</b>	<b>0</b>	<b>0</b>	<b>0</b>	<b>0</b>	<b>0</b>

## 2013 (Indianapolis)

Date	Opp	W/L	P/S	Tot	Sol	Ast	Sk	Yds	Int	Yds	PD	FF	FR	Yds
Sep 8	Oak	L	1/1	11	6	5	0.0	0.0	1	2	1	0	0	0
Sep 15	Mia	L	1/1	8	5	3	0.0	0.0	0	0	1	0	0	0
Sep 22	at SF	L	1/1	6	6	0	0.0	0.0	0	0	0	0	0	0
Sep 29	at Jax	W	1/1	5	4	1	0.0	0.0	0	0	0	0	0	0
Oct 6	Sea	L	1/1	10	7	3	0.0	0.0	0	0	0	0	0	0
Oct 14	at SD	W	1/1	8	7	1	0.0	0.0	0	0	0	0	0	0
Oct 20	Den	W	1/1	9	6	3	0.0	0.0	0	0	0	0	1	0
Nov 3	at Hou	L	1/1	8	7	1	0.0	0.0	0	0	0	0	0	0
Nov 10	StL	W	1/1	5	3	2	0.0	0.0	0	0	0	0	0	0
Nov 14	at Ten	L	1/1	4	4	0	0.0	0.0	0	0	0	0	0	0
Nov 24	at Arz	W	1/1	8	4	4	0.0	0.0	0	0	2	0	0	0
Dec 1	Ten	L	1/1	7	6	1	0.0	0.0	0	0	1	0	0	0
Dec 8	at Cin	L	1/1	17	10	7	0.0	0.0	0	0	0	0	0	0
Dec 15	Hou	L	1/1	8	7	1	1.0	12.0	0	0	0	0	0	0
Dec 22	at KC	L	1/1	6	4	2	0.0	0.0	0	0	0	0	0	0
Dec 29	Jax	W	1/1	1	0	1	0.0	0.0	1	46	1	0	0	0
<b>TOTALS</b>			<b>16/16</b>	<b>121</b>	<b>86</b>	<b>35</b>	<b>1.0</b>	<b>12.0</b>	<b>2</b>	<b>48</b>	<b>6</b>	<b>0</b>	<b>1</b>	<b>0</b>

## 2013 Postseason (Indianapolis)

Date	Opp	W/L	P/S	Tot	Sol	Ast	Sk	Yds	Int	Yds	PD	FF	FR	Yds
Jan 4	KC	W	1/1	11	7	4	0.0	0.0	0	0	1	0	0	0
Jan 11	at NE	L	1/1	9	5	4	0.0	0.0	0	0	1	0	0	0
<b>TOTALS</b>			<b>2/2</b>	<b>20</b>	<b>12</b>	<b>8</b>	<b>0.0</b>	<b>0.0</b>	<b>0</b>	<b>0</b>	<b>2</b>	<b>0</b>	<b>0</b>	<b>0</b>



McLEOD

**BETHEL-THOMPSON****QB****HT 6-3****WT 230****COLLEGE SACRAMENTO STATE**

BORN 7.3.88 // SAN FRANCISCO, CA // BALBOA HS, SAN FRANCISCO, CA  
3RD YEAR // ACQUIRED WAI. IN '13 - MIN.

McLeod Bethel-Thompson joined the 49ers in 2013, returning to where he first broke into the NFL as an undrafted free agent in 2011. He spent the entire 2011 preseason with San Francisco and was later to the Vikings active roster for all 16 games in 2012. A Bay Area native, McLeod attended Balboa HS in San Francisco.

**// TRANSACTIONS**

Originally signed by SF as an undrafted free agent on 7/28/11... Waived by SF on 9/3/11...Signed to Mia. practice squad on 12/20/11... Signed by Min. on 1/13/12...Waived by Min. on 10/8/13...Claimed off waivers by SF on 10/9/13...Waived by SF on 11/26/13...Signed to SF practice squad on 11/27/13...Signed to Reserve/Future contract by SF on 1/22/14.

**// GOLDMINE**

- McLeod's grandfather, Wilbur Thompson, was a Gold Medal-winning shot putter in the 1948 Olympic Games for the United States. Wilbur won the Gold Medal in 1948 with a toss of 56' 2", setting his career high and the olympic record at that time.
- Bethel-Thompson is very much interested in the political process and has even completed an internship at the California State House during college.
- During the offseason, Bethel-Thompson and former San Jose Sabercats teammate, Scott Schoettgen, started the Central America Sports & Education Project. He helped run free sports clinics in Costa Rica and El Salvador for kids in poor neighborhoods and also contributed to the renovation of a school. They worked in collaboration with Beyond Sports, an organization that allows American student-athletes to study abroad while working these camps for the benefit of the children.

**// 2013 (MINNESOTA/SAN FRANCISCO)**

- Spent the first 5 weeks of the regular season with Min. and was waived on 10/8. Claimed off waivers by SF on 10/9.

**// 2012 (MINNESOTA)**

- Made the Vikings 53-man roster following the preseason, earning the 3rd QB role.
- Was inactive for all 16 regular season games.
- Active for the first time of his career at GB (1/5/13 - NFC-W), serving as the backup QB.

**// 2011 (SAN FRANCISCO 49ERS/SACRAMENTO MOUNTAIN LIONS/MIAMI DOLPHINS/SAN JOSE SABERCATS)**

- Began pro football career in the spring of 2011 with the AFL's San Jose Sabercats, playing in all 18 games. He completed 20 of 30 pass atts. with 3 TDs.
- Spent training camp and all 4 preseason games with SF before being released on 9/3.
- Following his release from the 49ers, Bethel-Thompson joined the UFL's Sacramento Mountain Lions, coached by former Vikings head coach Dennis Green.
- Was added to the Dolphin's practice squad on 12/20 and spent the final 2 weeks of the NFL regular season with Mia.

**// COLLEGE**

Played in 24 games during his collegiate career, which included 5 games at UCLA before transferring to Sacramento State where he appeared in 9 contests. Completed 136 of 252 atts. for 1,615 yds. with 8 TDs and also added 2 rushing TDs while in college. As a senior in 2010, played in 5 games, completing 21 of 38 atts. for 161 yds. and 1 TD. As a junior, appeared in 10 games, completing 64 of 110 atts. for 746 yds. with 4 TDs and 1 rushing TD. In 2008, played in 5 games, completing 28 of 49 atts. for 415 yds. with 2 TDs and 1 rushing TD. At UCLA in 2007, appeared in 5 games for the Bruins, completing 23 of 55 atts. for 293 yds. and 1 TD. Redshirted his true freshman year at UCLA in 2006.

**// PERSONAL**

- Attended Balboa (San Francisco, CA) HS where he was named first-team all-city and all-metro, as a senior.
- A multi-sport athlete, Bethel-Thompson also played basketball, baseball and soccer in HS.
- Named second-team all-city in baseball after hitting .610 his senior season
- Born McLeod John Baltazar Bethel-Thompson (7/3/88) in San Francisco, CA.
- Graduated with a degree in history.





# ANQUAN BOLDIN

WR

HT 6-1

WT 220

COLLEGE FLORIDA STATE

BORN 10.3.80 // PAHOKEE, FL // PAHOKEE HS, PAHOKEE, FL  
FLORIDA STATE // 12TH YEAR // ACQUIRED TRADE IN '13 - BAL.

Anquan Boldin made an immediate impact after joining the 49ers in 2013. In his first season with the club, Boldin was selected by the coaches as the team's Bill Walsh Award recipient, given to the 49ers team MVP. He led the team in receptions (85) and receiving yards (1,179) and provided veteran leadership to many of the team's younger players. Boldin, originally a second-round draft selection in 2003 by the Arizona Cardinals, returned to the NFC West in 2013 after spending three seasons in the AFC with the Baltimore Ravens. The 12-year veteran and three-time Pro Bowl selection quickly became a fan favorite in Week 1 by recording 208 yards to break Jerry Rice's franchise record for the most receiving yards on opening day. Boldin has always had a knack for starting fast, exemplified by his possession of multiple NFL rookie records, including most receptions in a season (101) and most receiving yards in the first game of a career (217). He was named the NFL Offensive Rookie of the Year in 2003 and selected to the Pro Bowl that season for his efforts. He is the fastest player in NFL history to haul in his 400th, 500th and 600th career receptions and notched his 800th career reception on a 7-yard pass by QB Colin Kaepernick vs. Arizona (10/13/13) to become the fourth fastest in NFL history to accomplish the milestone (146 games).



## // GOLDMINE (CONTINUED)

- The NFL Players Association awarded Boldin \$100,000 to the Anquan Boldin Foundation for winning the prestigious Byron "Whizzer" White Award, the highest honor given to a player by the NFL-PA. The award honors the player who serves his team, community and country in the spirit of Byron Raymond "Whizzer" White.
- In April of 2014, Boldin hosted the 10th annual Q-Festival with proceeds benefiting his foundation. The weekend-long event took place at the world renowned PGA National Resort & Spa located in Palm Beach Gardens, FL. This year's activities included a golf tournament, a celebrity basketball game at his alma mater, Pahokee High School, and a "Fun Day in the Park." "It's exciting to enter 10 years for the Q81 Foundation and for Q-Festival Weekend," states Boldin. "QFest is more than just a fun time for me; it is also dear to my heart, because I always wanted to give back to my community that was kind to me when growing up. We are proud of the learning experiences and growth of this decade and look forward to more years to come."
- In March of 2013, Boldin went on a trip to Senegal with Arizona Cardinals WR Larry Fitzgerald to try to help understand and change the mining policies that stripped the natives of their land and left them with nothing. "We wanted to go over there, see the entire process, see how things are run and just come back to the U.S. and advocate for the people who really don't have a voice. We have a trip scheduled to Washington D.C. so that we can actually talk to congress and try to get the policies changed."
- Boldin was inducted into the Palm Beach County Sports Hall of Fame on March 25, 2012, and was honored as a 2012 Distinguished Alumni by the Education Foundation of Palm Beach County, Inc. Another special honor that Boldin has earned in his hometown of Pahokee, FL, is the name of Pahokee High School's football stadium, Anquan Boldin Stadium.
- In April 2012, Boldin made a mission trip to Ethiopia along with Arizona Cardinals WR Larry Fitzgerald to bring attention to the horrible drought in East Africa. "One of the villages that we went to had a canal around their crops and they had a huge problem with hippos," he said. "So they needed some kind of protection to keep the hippos out. We went there, bought fences, and built fences around the crops so that the hippos couldn't damage the crops anymore." He also helped build retaining walls in one village so that when it did eventually rain, the villagers could catch the water and grow vegetation.
- After the destruction of Hurricane Katrina in 2005, Boldin, along with several teammates, visited displaced hurricane refugees in Phoenix, AZ. He served food and drinks to the Louisiana residents, while donating money to the Hurricane Relief Disaster Fund.
- Boldin has displayed toughness and tenacity throughout his lengthy NFL career. He credits his parents and hometown. "Both of my parents are strong. They are the type of people that don't let anything get to them. Also being a product of my environment. Growing up in Pahokee (Florida) you have to be tough. It is a place of poverty. It is a place that lacks opportunity. So in order to make it you have to be tough. That probably had a lot to do with it."

## // TRANSACTIONS

Originally selected in the 2nd round (54th overall) by Arz. in the 2003 NFL Draft...Signed a six-year contract extension with Arz. on 7/31/05...Traded to Bal. on 3/5/10 and signed a four-year contract extension with the Ravens...Traded to SF on 3/12/13...Re-signed with SF on a two-year contract on 3/3/14.

## // AWARDS & HONORS

**2003:** NFL Offensive Rookie of the Year, NFC Pro Bowl

**2006:** NFC Pro Bowl

**2008:** NFC Pro Bowl

**2010:** AFC Offensive Player of the Week (Week 3)

**2013:** Bill Walsh Award, NFC Offensive Player of the Week (Week 1)

## // GOLDMINE

- Established the Anquan Boldin Foundation in 2004, which is dedicated to expanding the educational and life opportunities of underprivileged children. Core services of the foundation support after-school programs, full-time scholarships with the support of the University of Phoenix, and dental care and food programs. "For me it was something that I always wanted to do," said Boldin. "Even if I didn't make it into the NFL, giving back is something that is close to my heart." More information on the Anquan Boldin Foundation is available at [www.Q81.org](http://www.Q81.org).
- He was named the Baltimore Ravens 2010 and 2012 Walter Payton Man of the Year, as well as the Arizona Cardinals Walter Payton Man of the Year in 2004 for his efforts on and off the field.

**// CAREER HIGHLIGHTS**

- In his first season with the 49ers, Boldin registered 1,179 rec. yds., giving him the sixth 1,000-yd. season of his career.
- With 857 career receipts., Boldin ranks 20th in NFL history for the most career receipts.
- Set the 49ers franchise record for most rec. yds. on opening day with 208 yds. vs. GB (9/8). The previous mark of 169 rec. yds. was held by WR Jerry Rice vs. LA (9/5/94).
- There have been only three 10+ catch, 200+ yd. rec. performances on Kickoff Weekend in NFL history and Boldin has two of them. In his NFL debut with the Cardinals, Boldin had 10 receipts. for 217 yds. and 2 TDs at Det. (9/7/03), and in his first game with the 49ers he registered 13 receipts. for 208 yds. vs. GB (9/8). The only other player with such a game on Kickoff Weekend is former Dallas WR Frank Clarke, who had 10 receipts. for 241 yds. and 3 TDs on 9/16/62.
- Notched his 800th career receipt. on a 7-yd. pass by QB Colin Kaepernick vs. Arz. (10/13) to become the 4th fastest in NFL history to accomplish that milestone, doing so in 146 games (WR Marvin Harrison - 131 games; WR Andre Johnson - 137 games; WR Torrey Holt - 142 games). He finished the game with 3 receipts. for 28 yds.
- With 6 receipts. for 93 yds. vs. Sea. (12/8/13), Boldin became the 30th player in NFL history to surpass 11,000 career rec. yds. He finished the game with 11,080 career rec. yds.
- Is the fastest player in NFL history to record 600 career receipts., reaching the milestone on 9/26/10 vs. Cle. in his 98th-career game, 4 games faster than former Colts WR Marvin Harrison (102).
- Also holds the NFL record for the fastest to tally 500 career receipts., reaching the milestone on 12/14/08 vs. Min. in his 80th-career game, 9 games faster than former Denver WR Lionel Taylor (89 games).
- Was the fastest in NFL history to reach 400 career receipts., reaching the milestone against Atl. (12/23/07) in his 67th-career game, 5 games faster than the previous record holder (Hall-of-Famer Kellen Winslow Sr.).
- Recorded the 700th receipt. of his career at Cle. (12/4/11), reaching the milestone in his 123rd game (3rd fastest all-time: WR Marvin Harrison - 114 and WR Andre Johnson - 120).
- Finished his Cardinals career as the franchise's all-time receipts. leader (586, since broken by WR Larry Fitzgerald). Also ranks 3rd in rec. yds. (7,520) and 5th in rec. TDs (44).
- In 2003, set NFL rookie records for the most pass receipts. (101) and most rec. yds. in the first game of a career (217) en route to Offensive Rookie of the Year honors.
- Reached the 4,000-yd. rec. mark in his 48th career game and became the 3rd fastest player in NFL history to reach the milestone behind WR Lance Alworth (42) and WR Randy Moss (47); WR Charley Hennigan and WR Jerry Rice also did it in 48 games.
- Despite missing 2 games in the middle of the 2005 season, caught 102 passes, breaking his previous personal best and franchise record of 101 (2003).
- Boldin joined Pro Football Hall-of-Famer James Lofton (1978) and Terrell Owens (2004) as the only players in NFL history with 3 TD receipts. in the first home game of a season with a new team.
- Won his first Player of the Week Award (Week 3, 2010). He was the first Baltimore wide receiver to win Offensive Player of the Week since Qadry Ismail in 1999 (Week 14).
- Is the Ravens all-time playoff leader in receipts. (38) rec. yds. (616) and TD receipts. (6).
- Boldin has notched 9 rec. TDs on *Monday Night Football*, ranking 1st among all active players.
- In his career, he has recorded 100+ rec. yds. in 35 games.

**MOST RECEPTS. IN NFL HISTORY**

Player	Receipts.
18. Jimmy Smith	862
19. Mushin Muhammad	860
<b>20. Anquan Boldin</b>	<b>857</b>
21. Irving Fryar	851
22. Rod Smith	849

**// 2013 (SAN FRANCISCO)**

- Boldin hauled in 13 receipts. for 208 yds. and 1 TD vs. GB (9/8). The 208 yds. are the 2nd most in a single game in his career and his 13 receipts. are t-2nd most in a single game.
- Set the 49ers franchise record for most rec. yds. on opening day with 208 yds. vs. GB (9/8). The previous mark of 169 yds. was held by WR Jerry Rice vs. LA (9/5/94).
- There have been only three 10+ catch, 200+ yd. rec. performances on Kickoff Weekend in NFL history and Boldin has two of them. In his NFL debut with the Cardinals, Boldin had 10 receipts. for 217 yds. and 2 TDs at Det. (9/7/03), and in his first game with the 49ers he registered 13 receipts. for 208 yds. vs. GB (9/8). The only other player with such a game on Kickoff Weekend is Dallas WR Frank Clarke, who had 10 receipts. for 241 yds. and 3 TDs on 9/16/62.
- Notched his 800th career receipt. on a 7-yd. pass by QB Colin Kaepernick vs. Arz. (10/13), becoming the 4th fastest in NFL history to accomplish that milestone, doing so in 146 games (WR Marvin Harrison - 131 games; WR Andre Johnson - 137 games; WR Torrey Holt - 142 games).
- Hauled in 6 receipts. for a game-high 93 yds. vs. Sea. (12/8), becoming the 30th player in NFL history to surpass 11,000 career rec. yds. (11,080). He finished the game with 11,080 career rec. yds., surpassing WR Chad Johnson (11,059).
- In his first game at Arz. since leaving the Cardinals in 2010, Boldin tallied 6 receipts. for 106 yds. and 1 TD in the 1st qtr. at Arz. (12/29), marking just the third time in his career that he notched 100 yds. or more in a qtr. [134 at Det. (9/7/03 - 3rd qtr.); 117 vs. Arz. (10/30/11 - 3rd qtr.)]. His 6 receipts. in the 1st qtr. tied his career high for most receipts. in any qtr. [6 receipts. at NYJ (9/28/08 - 4th qtr.); 6 receipts. vs. StL (12/27/09 - 2nd qtr.); 6 receipts. vs. Cle. (9/27/12 - 3rd qtr.)]. Boldin's 63-yd. receipt. against the Cardinals was his longest since 9/14/08 (79t vs. Mia.). He finished the day with 9 receipts. for 149 yds. and 1 TD.
- Boldin tied his single-game postseason career-high with 8 receipts. for 136 yds. at Car. (1/12/14), marking his 4th career 100-yd. game in the postseason.
- Boldin hauled in his first TD of the 2013 postseason and eighth postseason TD of his career, on a 26-yd. TD pass from QB Colin Kaepernick at Sea. (1/19/14 - NFC-C). He finished with 5 receipts. for 53 yds. and 1 TD.

**// 2012 (BALTIMORE)**

- Started 15 games and led the Ravens with 65 receipts. for 921 yds. and 4 TDs. He became the 4th player in NFL history to post at least 50 catches in the first 10 seasons of a career, and he surpassed 10,000 career rec. yds. (10,165).
- Netted 3 receipts. for 78 yds. and 2 TDs (his 11th-career multi-TD game), crossing the 10,000 career receiving yds. plateau, at Was. (12/9).
- Recorded his 50th catch of the season at SD (11/25), with 2 receipts. for 42 yds., making him the 4th player in NFL history to post at least 50 catches in the first 10 seasons of a career.
- Hauled in 5 catches for a postseason franchise record 145 rec. yds. and a TD vs. Ind. (1/6/13 - AFC-W). Boldin's 145 rec. yds. are the most in a second half of an NFL playoff game since WR Jerry Rice posted 157 in Super Bowl XXIII (1/22/89).
- Led the team with 6 receipts. for 71 yds. at Den. (1/12/13 - AFC-D). With his performance at Den., Boldin became the Ravens all-time playoff leader in rec. yds. (452).
- Pulled in 5 receipts. for 60 yds. and 2 TDs, tying a franchise postseason record at NE (1/20/13 - AFC-C).
- Led the team with 6 receipts. for 104 yds. and 1 TD vs. SF (2/3/13 - SB XLVII).

**// 2012 (BALTIMORE) (CONTINUED)**

- Led the team with a postseason career-high 22 repts. for 380 yds. and 4 TDs. Boldin became the Ravens all-time playoff leader in repts. (38), rec. yds. (616) and TD repts. (6).

**// 2011 (BALTIMORE)**

- Finished 2nd on the team with 57 repts. for a team-leading 887 yds. and 3 TDs despite missing the final 2 games of the regular season with a knee injury.
- Recorded the 700th reception of his career in a 24-10 victory at Cle. (12/4). Boldin reached the milestone in his 123rd game (3rd fastest all time: WR Marvin Harrison - 114 and WR Andre Johnson - 120).
- Led the team with 7 repts. for a season-high 145 yds. (32nd-career 100-yd. rec. game) in a 30-27 victory vs. Arz. (10/30). Produced 5 catches for 117 yds. in the second half, sparking a Ravens franchise-record 21-point comeback.
- Started both playoff games and led the Ravens with 10 repts. for 174 yds. and 1 TD.
- Led the team with 6 repts. for a postseason career-high 101 yds. (2nd 100-yd. rec. game in Ravens postseason history) at NE (1/22/12 - AFC-C).

**// 2010 (BALTIMORE)**

- Led team with 64 repts. for 837 yds. and 7 TDs (tied for the team lead with Derrick Mason) in his 1st season with the Ravens.
- Led the team with 5 catches for 118 yds. (30th-career 100-yard game) and a TD vs. Pit. (12/5).
- Led the team with 6 repts. for 92 yds. and a TD vs. Buf. (10/24) and became the 5th fastest player in NFL history to reach 8,000 yds. rec. (102 games).
- Became the fastest player in NFL history to record 600 career repts. (98 games), while leading the team with 8 repts. for 142 yds. and 3 TDs (tied for 2nd most in Ravens history) vs. Cle. (9/26). He earned AFC Offensive Player of the Week honors for his performance.
- Finished the postseason with 6 repts. for 62 yds. and a TD in two playoff games.

**// 2009 (ARIZONA)**

- Finished the season ranked 5th in the NFC with 84 repts. for 1,024 yds. and 4 TDs.
- Surpassed Larry Centers (535) to become Arizona's career repts. leader with 586.
- Eclipsed 7,000 career rec. yds. in his 88th career game, tying WR Isaac Bruce as the 5th fastest receiver in NFL history to reach 7,000 yds.
- Recorded 3 repts. for 38 yds. in the season finale vs. GB (1/3/10) and became the first player in Cardinals franchise history to record five 1,000-yd. rec. seasons.
- Led the team with 8 repts. for 116 yds. (marked his 27th career 100-yd. game, extending his franchise record) vs. StL (12/27).
- Pulled in 8 repts. for 103 yds. and a TD at StL (11/22). The Rams game marked his second consecutive 100-yd. rec. game and his first since registering a franchise-record 5 consecutive 100-yd. games in 2005.
- Totaled 8 repts. for 105 yds. vs. Sea. (11/15) to reach 7,005 rec. yds. in his 88th career game, tying WR Isaac Bruce as the 5th fastest receiver in NFL history to reach 7,000 yds.

**// 2008 (ARIZONA)**

- Earned Pro Bowl honors after finishing 2nd on the team with 89 repts. for 1,038 yds. and a career-high 11 TDs, including a career-long 79-yd. TD reprot.
- He became the fastest player in NFL history to record 500 career repts., doing so in 80 career games.
- In his first game back in 3 weeks after the facial/head injury suffered against the Jets, Boldin tied for a team-high 9 repts. for 63 yds. and 2 TDs, as well as recording a career-long 30-yd. run vs. Car. (10/26).
- Pulled in 10 repts. for 119 yds. and a TD at NYJ (9/28). With the 100-yd. performance, Boldin passed WR Jackie Smith as the Cardinals franchise leader with 23 career 100-yd. rec. games.
- Posted 14 repts. for 190 yds. and 1 TD in the postseason.
- In his first career playoff game, he recorded the longest pass play in Cardinals franchise postseason history by going 71 yds. for a TD (4th-longest reprot. in Wild Card playoff history) in the 2nd qtr. vs. Atl. (1/3/09 - NFC-W).

**// 2007 (ARIZONA)**

- Registered 71 repts. for 853 yds. and 9 TDs and became the fastest player in NFL history to reach 400 career repts. (67 games). Tied WR Torry Holt as the fastest player to reach 5,000 career rec. yds. (63 games).
- Led the team with 13 repts. for 162 yds. (3rd highest total of his career) and 2 TDs vs. Atl. (12/23), becoming the fastest player to reach 400 career repts. in NFL history.
- Pulled in 4 repts. for 71 yds., including a 44-yd. TD at Cin. (11/18) and tied with Torry Holt as the 5th fastest receiver in NFL history to reach 5,000 rec. yds. with his performance against the Bengals.
- Registered a career-high 14 repts. for 181 yds. and 2 TDs at Bal. (9/23). Boldin's 14 repts. were the 2nd highest single-game total in the NFL in 2007.

**// 2006 (ARIZONA)**

- Earned his 2nd Pro Bowl nod after he led the team with 83 repts. for 1,203 yds. and 4 TDs.
- Pulled in 4 repts. for 59 yds., including his 300th-career reprot., becoming the fastest receiver in NFL history to reach the career milestone (47 games) at Oak. (10/22).
- Recorded 12 repts. for a game-high 136 yds. and a TD in his first Monday Night appearance vs. Chi. (10/16).

**// 2005 (ARIZONA)**

- Finished 2nd on the team with a career-high 102 repts. (Larry Fitzgerald - 103 repts.) for 1,402 yds. (13.7 avg.) and 7 TDs.
- Recorded 11 repts. for 156 yds., including a 54-yd. TD, at SF (12/4).
- Netted 8 catches for 105 yds. (4th 100-yard game of the season) and a TD, becoming at the time the fastest receiver in NFL history to reach 200 repts. at StL (11/20).

**// 2004 (ARIZONA)**

- Was inactive for the first 6 games of the season due to a knee injury.
- Finished 2nd on the team with 56 repts. for 623 yds. (11.1 avg.) and 1 TD, despite missing 6 games with a knee injury suffered in training camp.
- Became the first Cardinals receiver to post a 100-yd. game in 2004 with 9 repts. for 109 yds. in game 13 vs. SF (12/12).

**// 2003 (ARIZONA)**

- Earned his first career Pro Bowl nod as well as NFL Offensive Rookie of the Year honors.
- Became the NFL's single-season rookie receipts. leader with 10 catches for 122 yds. in week 15 at Sea. (12/21). The effort pushed his season total to 96 catches, 6 more than the previous record-holder (90; WR Terry Glenn, NE - 1996).
- Pulled in 5 receipts. for 99 yds. vs. GB (9/21), giving him more receipts. (23) and yards (378) in his first 3 games than any other player in NFL history.
- Began his career with a 10-recept. performance for an NFL rookie-record 217-yd. rec. performance, which was also the most yards by a rookie since 1996 (226; Eddie Kennison, StL) in the season opener at Det. (9/7).
- Led the NFL with 40 third-down receptions and registered 64 first downs to lead all rookies.

**// COLLEGE**

Boldin was an extremely versatile player for Florida State, playing wherever the coaching staff needed him, including quarterback. Despite starting only 23 games, he finished his career with 118 receipts. for 1,790 yds. and 21 TDs. He was the recipient of the conference's Brian Piccolo Award, given to the ACC's most courageous player. As a senior in 2002, he led the Seminoles with a career-high 65 receipts. for 1,011 yds. and 13 TDs. He also rushed 21 times for 86 yds. and completed 7 of 16 pass atts. for 111 yds. and 1 TD.

**// PERSONAL**

- A *USA Today* First-Team selection and the Florida Player of the Year as a senior at Pahokee (FL) HS, he was also a First-Team class 3A All-Florida selection and was named Florida's Mr. Football.
- In 2007, Boldin was named the "Utility" player on the Florida High School Athletic Association's All-Century High School Football Team where he set state records with 11,433 total career yds. as prep athlete.
- His younger brother, Demir, played wide receiver for Wake Forest (2004-08) and signed with the Detroit Lions as a rookie free agent in 2009. He's now an offensive assistant with the 49ers. His older brother, Carl Jr., played D-Line at Morgan State.
- Established the Anquan Boldin Foundation in 2004, which is dedicated to expanding the educational and life opportunities of underprivileged children through after-school programs, full-time scholarships with the support of the University of Phoenix, and dental care and food programs.
- Anquan and his wife, Dion, have two sons, Anquan Jr. and Ashton.
- Born Anquan Kenmile Boldin (10/3/80) in Pahokee, FL.

**// INJURY REPORT**

- 2004:** Inactive (knee) at StL (9/12), vs. NE (9/20), at Atl. (9/26), vs. NO (10/3), at SF (10/10) and vs. Sea. (10/24).
- 2005:** Inactive (knee) vs. Sea. (11/6) and at Det. (11/13).
- 2007:** Inactive (hip) vs. Pit. (9/30), at StL (10/7) and vs. Car. (10/14); Inactive (toe) at Sea. (12/9).
- 2008:** Inactive (head) vs. Buf. (10/5), vs. Dal. (10/12), at NE (12/21) and vs. Sea. (12/28).
- 2009:** Inactive (hamstring) at Car. (1/10); Inactive (ankle/knee) at Chi. (11/8); Inactive (ankle/knee) vs. GB (1/10/10) and at NO (1/16/10).
- 2011:** Inactive vs. Cle. (12/24) and at Cin. (1/1/12) with a knee injury.

**BOLDIN'S CAREER STATISTICS**

YEAR	TEAM	GP	GS	RECEIVING					RUSHING				
				NO	YDS	AVG	LG	TD	ATT	YDS	AVG	LG	TD
2003	ARZ	16	16	101	1,377	13.6	71t	8	5	40	8.0	23	0
2004	ARZ	10	9	56	623	11.1	31t	1	1	3	3.0	3	0
2005	ARZ	14	14	102	1,402	13.7	54t	7	12	45	3.8	11	0
2006	ARZ	16	16	83	1,203	14.5	64	4	5	28	5.6	18	0
2007	ARZ	12	11	71	853	12.0	44t	9	1	14	14.0	14	0
2008	ARZ	12	11	89	1,038	11.7	79t	11	9	67	7.4	30	0
2009	ARZ	15	15	84	1,024	12.2	44	4	3	12	4.0	5t	1
2010	BAL	16	16	64	837	13.1	61	7	2	2	1.0	3	0
2011	BAL	14	14	57	887	15.6	56	3	0	0	–	–	0
2012	BAL	15	15	65	921	14.2	43	4	1	3	3.0	3	0
2013	SF	16	16	85	1,179	13.9	63	7	2	11	5.5	11	0
<b>TOTALS</b>		<b>156</b>	<b>153</b>	<b>857</b>	<b>11,344</b>	<b>13.2</b>	<b>79t</b>	<b>65</b>	<b>41</b>	<b>225</b>	<b>5.5</b>	<b>30</b>	<b>1</b>

**PLAYOFFS**

YEAR	TEAM	GP	GS	RECEIVING					RUSHING				
				NO	YDS	AVG	LG	TD	ATT	YDS	AVG	LG	TD
2008	ARZ	3	3	14	190	13.6	71t	1	0	0	–	–	0
2009	ARZ	–	–	–	–	–	–	–	–	–	–	–	–
2010	BAL	2	2	6	62	10.3	27	1	0	0	–	–	0
2011	BAL	2	2	10	174	17.4	37	1	0	0	–	–	0
2012	BAL	4	4	22	380	17.3	50	4	0	0	–	–	0
2013	SF	3	3	16	227	14.2	45	1	0	0	–	–	0
<b>TOTALS</b>		<b>14</b>	<b>14</b>	<b>68</b>	<b>1,033</b>	<b>15.2</b>	<b>71t</b>	<b>8</b>	<b>0</b>	<b>0</b>	<b>–</b>	<b>–</b>	<b>0</b>

**Additional Statistics:**

**Punt Returns – 20:** 2003 (20)

**Punt Return Yards – 130:** 2003 (130)

**Fumbles – Lost – 17–12:** 3–3 in 2003, 1–1 in 2004, 2–1 in 2005, 1–0 in 2006, 2–1 in 2007, 4–3 in 2008, 3–2 in 2009, 1–1 in 2010

**Passing – 3–1–9–(–6)–1–0 TDs:** 2003 (1–0–0–1–0 TDs); 2005 (1–0–0–0–0 TDs); 2010 (1–1–(–6)–0–0 TDs); Postseason – 2013 (1–0–0–0–0 TDs)

**Milestones:**

**NFL Debut:** at Det. (9/7/03); **First Start:** at Det. (9/7/03); **150th Start:** vs. Sea. (12/8/13); **First Reception:** at Det. (9/7/03 – 20–yd. pass from QB Jeff Blake);

**First TD Reception:** at Det. (9/7/03 – 7–yd. pass from QB Jeff Blake); **100–yd. Games:** 35, Last at Arz. (12/29/13 – 149 yds.); **200–yd. Games:** 2, Last vs. GB

(9/8/13 – 208 yds.); **1,000–yd. Seasons:** 6, Last in 2013 (1,179)

**BOLDIN'S CAREER HIGHS**

**Receptions:** Regular Season – 14 at Bal. (9/23/07);

Postseason – 8 (2 times) Last at Car. (1/12/14)

**Receiving Yards:** Regular Season – 217 at Det. (9/7/03); Postseason – 145 vs. Ind. (1/6/13)

**Long Reception:** 79t vs. Mia. (9/14/08); Postseason – 71t vs. Atl. (1/3/09)

**TD Receptions:** Regular Season – 3 (2 times) Last vs. Cle. (9/26/10);

Postseason – 2 (3 times) Last at GB (1/9/05)

**Rushes:** 2 at NE (1/20/13)

**Rushing Yards:** 30 at Car. (10/26/08)

**Long Rush:** 30 at Car. (10/26/08)

**BOLDIN'S GAME-BY-GAME**

2003 (Arizona)									2004 (Arizona)								
Date	Opp	W/L	P/S	Rec	Yds	Avg	Lg	TD	Date	Opp	W/L	P/S	Rec	Yds	Avg	Lg	TD
Sep 7	at Det	L	1/1	10	217	21.7	71t	2	Sep 12	at StL	L	–	–	INACTIVE (Knee)	–	–	–
Sep 14	Sea	L	1/1	8	62	7.8	14	0	Sep 20	NE	L	–	–	INACTIVE (Knee)	–	–	–
Sep 21	GB	W	1/1	5	99	19.8	38	0	Sep 26	at Atl	L	–	–	INACTIVE (Knee)	–	–	–
Sep 28	at StL	L	1/1	7	87	12.4	31	0	Oct 3	NO	W	–	–	INACTIVE (Knee)	–	–	–
Oct 5	at Dal	L	1/1	3	33	11.0	13	0	Oct 10	at SF	L	–	–	INACTIVE (Knee)	–	–	–
Oct 12	Bal	L	1/1	6	95	15.8	31	0	Oct 24	Sea	W	–	–	INACTIVE (Knee)	–	–	–
Oct 26	SF	W	1/1	3	29	9.7	19	0	Oct 31	at Buf	L	1/0	4	50	12.5	21	0
Nov 2	Cin	W	1/1	6	51	8.5	17	1	Nov 7	at Mia	W	1/1	5	37	7.4	13	0
Nov 9	at Pit	L	1/1	8	118	14.8	40	1	Nov 14	NYG	W	1/1	5	31	6.2	9	0
Nov 16	at Cle	L	1/1	4	85	21.3	51	0	Nov 21	at Car	L	1/1	6	75	12.5	31	0
Nov 23	StL	L	1/1	6	123	20.5	54t	2	Nov 28	NYJ	L	1/1	8	87	10.9	20	0
Nov 30	at Chi	L	1/1	4	33	8.3	17	0	Dec 5	at Det	L	1/1	5	48	9.6	15	0
Dec 7	at SF	L	1/1	9	123	13.7	35	1	Dec 12	SF	L	1/1	9	109	12.1	28	0
Dec 14	Car	L	1/1	7	73	10.4	24	0	Dec 19	StL	W	1/1	4	48	12.0	17	0
Dec 21	at Sea	L	1/1	10	122	12.2	60t	1	Dec 26	at Sea	L	1/1	7	107	15.3	31t	1
Dec 28	Min	W	1/1	5	27	5.4	8	0	Jan 2	TB	W	1/1	3	31	10.3	12	0
<b>TOTALS</b>			<b>16/16</b>	<b>101</b>	<b>1,377</b>	<b>13.6</b>	<b>71t</b>	<b>8</b>	<b>TOTALS</b>			<b>10/9</b>	<b>56</b>	<b>623</b>	<b>11.1</b>	<b>31t</b>	<b>1</b>

**BOLDIN'S GAME-BY-GAME**

**2005 (Arizona)**

Date	Opp	W/L	P/S	Rec	Yds	Avg	Lg	TD
Sep 11	at NYG	L	1/1	4	62	15.5	24	0
Sep 18	StL	L	1/1	8	119	14.9	27	0
Sep 25	at Sea	L	1/1	6	88	14.7	45	0
Oct 2	SF	W	1/1	8	116	14.5	27t	1
Oct 9	Car	L	1/1	10	162	16.2	46	1
Oct 23	Ten	W	1/1	0	0	—	—	0
Oct 30	at Dal	L	1/1	3	69	23.0	44t	1
Nov 6	Sea	L	—	—	INACTIVE (Knee)	—	—	—
Nov 13	at Det	L	—	—	INACTIVE (Knee)	—	—	—
Nov 20	at Sea	W	1/1	8	105	13.1	34	1
Nov 27	Jax	L	1/1	10	115	11.5	31	0
Dec 4	at SF	W	1/1	11	156	14.2	54t	1
Dec 11	Was	L	1/1	9	114	12.7	30	0
Dec 18	at Hou	L	1/1	8	134	16.8	43	1
Dec 24	Phi	W	1/1	9	81	9.0	20t	1
Dec 31	at Ind	L	1/1	8	81	10.1	18	0
<b>TOTALS</b>			<b>14/14</b>	<b>102</b>	<b>1,402</b>	<b>13.8</b>	<b>54t</b>	<b>7</b>

**2006 (Arizona)**

Date	Opp	W/L	P/S	Rec	Yds	Avg	Lg	TD
Sep 10	SF	W	1/1	4	62	15.5	19	1
Sep 17	at Sea	L	1/1	6	62	10.3	17	0
Sep 24	StL	L	1/1	10	129	12.9	34	0
Oct 1	at Atl	L	1/1	4	42	10.5	16	0
Oct 8	KC	L	1/1	4	71	17.8	49t	1
Oct 16	Chi	L	1/1	12	136	11.3	26	1
Oct 22	at Oak	L	1/1	4	59	14.8	21	0
Oct 29	at GB	L	1/1	4	47	11.8	14	0
Nov 12	Dal	L	1/1	2	53	26.5	43	0
Nov 19	Det	W	1/1	5	87	17.4	44	0
Nov 26	at Min	L	1/1	9	140	15.6	29	1
Dec 3	at StL	W	1/1	2	32	16.0	20	0
Dec 10	Sea	W	1/1	4	47	11.8	20	0
Dec 17	Den	L	1/1	5	60	12.0	21	0
Dec 24	at SF	W	1/1	4	64	16.0	23	0
Dec 31	at SD	L	1/1	4	112	28.0	64	0
<b>TOTALS</b>			<b>16/16</b>	<b>83</b>	<b>1,203</b>	<b>14.5</b>	<b>64</b>	<b>4</b>

**2007 (Arizona)**

Date	Opp	W/L	P/S	Rec	Yds	Avg	Lg	TD
Sep 9	at SF	L	1/1	4	22	5.5	7	1
Sep 16	Sea	W	1/1	4	83	20.8	35	0
Sep 23	at Bal	L	1/1	14	181	12.9	37	2
Sep 30	Pit	W	—	—	INACTIVE (Hip)	—	—	—
Oct 7	at StL	W	—	—	INACTIVE (Hip)	—	—	—
Oct 14	Car	L	—	—	INACTIVE (Hip)	—	—	—
Oct 21	at Was	L	1/1	8	29	3.6	10t	2
Nov 4	TB	L	1/1	3	40	13.3	24	0
Nov 11	Det	W	1/1	3	25	8.3	13	0
Nov 18	at Cin	W	1/1	4	71	17.8	44t	1
Nov 25	SF	L	1/1	6	76	12.7	26	0
Dec 2	Cle	W	1/1	2	25	12.5	16	0
Dec 9	at Sea	L	—	—	INACTIVE (Toe)	—	—	—
Dec 16	at NO	L	1/0	6	83	13.8	25	0
Dec 23	Atl	W	1/1	13	162	12.5	31	2
Dec 30	StL	W	1/1	4	56	14.0	20t	1
<b>TOTALS</b>			<b>12/11</b>	<b>71</b>	<b>853</b>	<b>12.0</b>	<b>44t</b>	<b>9</b>

**2008 (Arizona)**

Date	Opp	W/L	P/S	Rec	Yds	Avg	Lg	TD
Sep 7	at SF	W	1/1	8	82	10.3	18	0
Sep 14	Mia	W	1/1	6	140	23.3	79t	3
Sep 21	at Was	L	1/1	3	25	8.3	14	1
Sep 28	at NYJ	L	1/1	10	119	11.9	26	1
Oct 5	Buf	W	—	—	INACTIVE (Head)	—	—	—
Oct 12	Dal	W	—	—	INACTIVE (Head)	—	—	—
Oct 26	at Car	L	1/1	9	63	7.0	11	2
Nov 2	at StL	W	1/1	6	85	14.2	19	1
Nov 10	SF	W	1/1	7	92	13.1	22	2
Nov 16	at Sea	W	1/1	13	186	14.3	45	0
Nov 23	NYG	L	1/1	11	87	7.9	17	1
Nov 27	at Phi	L	1/0	5	63	12.6	27	0
Dec 7	StL	W	1/1	5	62	12.4	36	0
Dec 14	Min	L	1/1	6	34	5.6	11	0
Dec 21	at NE	L	—	—	INACTIVE (Head)	—	—	—
Dec 28	Sea	W	—	—	INACTIVE (Head)	—	—	—
<b>TOTALS</b>			<b>12/11</b>	<b>89</b>	<b>1,038</b>	<b>11.7</b>	<b>79t</b>	<b>11</b>

**2008 Postseason (Arizona)**

Date	Opp	W/L	P/S	Rec	Yds	Avg	Lg	TD
Jan 3	Atl	W	1/1	2	72	36.0	71t	1
Jan 10	at Car	W	—	—	INACTIVE (Hamstring)	—	—	—
Jan 18	Phi	W	1/1	4	34	8.5	13	0
Feb 2	Pit	L	1/1	8	84	10.5	45	0
<b>TOTALS</b>			<b>3/3</b>	<b>14</b>	<b>190</b>	<b>13.6</b>	<b>71t</b>	<b>1</b>

**2009 (Arizona)**

Date	Opp	W/L	P/S	Rec	Yds	Avg	Lg	TD
Sep 13	SF	L	1/1	2	19	9.5	14	0
Sep 20	at Jax	W	1/1	8	69	8.6	19	0
Sep 27	Ind	L	1/1	6	83	13.8	18	1
Oct 11	Hou	W	1/1	7	81	11.6	20	0
Oct 18	at Sea	W	1/1	6	54	9.0	18	0
Oct 25	at NYG	W	1/1	3	75	25.0	44	0
Nov 1	Car	L	1/1	3	23	7.7	10	0
Nov 8	at Chi	W	—	—	INACTIVE (Ankle/Knee)	—	—	—
Nov 15	Sea	W	1/1	8	105	13.1	37	0
Nov 22	at StL	W	1/1	8	103	10.9	14	1
Nov 29	at Ten	L	1/1	5	53	10.6	24	0
Dec 6	Min	W	1/1	7	98	14.0	39t	2
Dec 14	at SF	L	1/1	5	40	8.0	13	0
Dec 20	at Det	W	1/1	5	67	12.0	19	0
Dec 27	StL	W	1/1	8	116	14.5	23	0
Jan 3	GB	L	1/1	3	38	12.7	17	0
<b>TOTALS</b>			<b>15/15</b>	<b>84</b>	<b>1,024</b>	<b>12.2</b>	<b>44</b>	<b>4</b>

**2009 Postseason (Arizona)**

Date	Opp	W/L	P/S	Rec	Yds	Avg	Lg	TD
Jan 10	GB	W	—	—	INACTIVE (Ankle/Knee)	—	—	—
Jan 16	at NO	L	—	—	INACTIVE (Ankle/Knee)	—	—	—
<b>TOTALS</b>			<b>—</b>	<b>—</b>	<b>—</b>	<b>—</b>	<b>—</b>	<b>—</b>

**BOLDIN'S GAME-BY-GAME**

**2010 (Baltimore)**

Date	Opp	W/L	P/S	Rec	Yds	Avg	Lg	TD
Sep 7	at NYJ	W	1/1	7	110	15.7	38	0
Sep 19	at Cin	L	1/1	5	35	7.0	13	0
Sep 26	Cle	W	1/1	8	142	17.8	34	3
Oct 3	at Pit	W	1/1	7	68	9.7	18	0
Oct 10	Den	W	1/1	1	8	8.0	8	0
Oct 17	at NE	L	1/1	4	63	15.8	25t	1
Oct 24	Buf	W	1/1	6	92	15.3	34	1
Nov 7	Mia	W	1/1	2	28	14.0	20	0
Nov 11	at Atl	L	1/1	5	50	10.0	16	1
Nov 21	at Car	W	1/1	3	29	9.7	16	0
Nov 28	TB	W	1/1	3	27	9.0	22	0
Dec 5	Pit	L	1/1	5	118	23.6	61	1
Dec 13	at Hou	W	1/1	3	41	13.7	16	0
Dec 19	NO	W	1/1	1	2	2.0	2	0
Dec 26	at Cle	W	1/1	2	15	7.5	9	0
Jan 2	Cin	W	1/1	2	9	4.5	8	0
<b>TOTALS</b>			<b>16/16</b>	<b>64</b>	<b>837</b>	<b>13.1</b>	<b>61</b>	<b>7</b>

**2010 Postseason (Baltimore)**

Date	Opp	W/L	P/S	Rec	Yds	Avg	Lg	TD
Jan 9	at KC	W	1/1	5	64	12.8	27	1
Jan 15	at Pit	L	1/1	1	-2	-2.0	-2	0
<b>TOTALS</b>			<b>2/2</b>	<b>6</b>	<b>62</b>	<b>10.3</b>	<b>27</b>	<b>1</b>

**2011 (Baltimore)**

Date	Opp	W/L	P/S	Rec	Yds	Avg	Lg	TD
Sep 11	Pit	W	1/1	4	74	18.5	27t	1
Sep 18	at Ten	L	1/1	3	46	15.3	20	0
Sep 25	at StL	W	1/1	7	74	10.6	21	0
Oct 2	NYJ	W	1/1	1	28	28.0	28	0
Oct 16	Hou	W	1/1	8	132	16.5	56	0
Oct 24	at Jax	L	1/1	4	40	10.0	14	1
Oct 30	Arz	W	1/1	7	145	20.7	37	0
Nov 6	at Pit	W	1/1	7	88	12.6	21	0
Nov 13	at Sea	L	1/1	2	22	11.0	17	0
Nov 20	Cin	W	1/1	1	35	35.0	35t	1
Nov 24	SF	W	1/1	4	63	15.8	22	0
Dec 4	at Cle	W	1/1	2	32	16.0	16	0
Dec 11	Ind	W	1/1	5	57	11.4	26	0
Dec 18	at SD	L	1/1	2	51	25.5	33	0
Dec 24	Cle	W	-	-	INACTIVE (Knee)	-	-	-
Jan 1	at Cin	W	-	-	INACTIVE (Knee)	-	-	-
<b>TOTALS</b>			<b>14/14</b>	<b>57</b>	<b>887</b>	<b>15.6</b>	<b>56</b>	<b>3</b>

**2011 Postseason (Baltimore)**

Date	Opp	W/L	P/S	Rec	Yds	Avg	Lg	TD
Jan 15	Hou	W	1/1	4	73	18.3	28	1
Jan 22	at NE	L	1/1	6	101	16.8	37	0
<b>TOTALS</b>			<b>2/2</b>	<b>10</b>	<b>174</b>	<b>17.4</b>	<b>37</b>	<b>1</b>

**2012 (Baltimore)**

Date	Opp	W/L	P/S	Rec	Yds	Avg	Lg	TD
Sep 10	Cin	W	1/1	4	63	15.8	34t	1
Sep 16	at Phi	L	1/1	2	7	3.5	7	0
Sep 23	NE	W	1/1	4	48	12.0	24	0
Sep 27	Cle	W	1/1	9	131	14.6	28	0
Oct 7	at KC	W	1/1	4	82	20.5	43	0
Oct 14	Dal	W	1/1	5	98	19.6	31	0
Oct 21	at Hou	L	1/1	3	24	8.0	10	0
Nov 4	at Cle	W	1/1	5	57	11.4	21	0
Nov 11	Oak	W	1/1	4	38	9.5	19	0
Nov 18	at Pit	W	1/1	8	79	9.9	23	0
Nov 25	at SD	W	1/1	2	42	21.0	23	0
Dec 2	Pit	L	1/1	5	81	16.2	31	1
Dec 9	at Was	L	1/1	3	78	26.0	31t	2
Dec 16	Den	L	1/1	0	0	-	-	0
Dec 23	NYG	W	1/1	7	93	13.3	39	0
Dec 30	at Cin	L	-	-	INACTIVE (Coach's Decision)	-	-	-
<b>TOTALS</b>			<b>15/15</b>	<b>65</b>	<b>921</b>	<b>14.2</b>	<b>43</b>	<b>4</b>

**2012 Postseason (Baltimore)**

Date	Opp	W/L	P/S	Rec	Yds	Avg	Lg	TD
Jan 6	Ind	W	1/1	5	145	29.0	50	1
Jan 12	at Den	W	1/1	6	71	11.8	19	0
Jan 20	at NE	W	1/1	5	60	12.0	26	2
Feb 3	at SF	W	1/1	6	104	17.3	30	1
<b>TOTALS</b>			<b>4/4</b>	<b>22</b>	<b>380</b>	<b>17.3</b>	<b>50</b>	<b>4</b>

**2013 (San Francisco)**

Date	Opp	W/L	P/S	Rec	Yds	Avg	Lg	TD
Sep 8	GB	W	1/1	13	208	16.0	43	1
Sep 15	at Sea	L	1/1	1	7	7.0	7	0
Sep 22	Ind	L	1/1	5	67	13.4	24	0
Sep 26	at StL	W	1/1	5	90	18.0	42	1
Oct 6	Hou	W	1/1	2	21	10.5	12	0
Oct 13	Arz	W	1/1	3	28	9.3	15	0
Oct 20	at Ten	W	1/1	5	74	14.8	25	0
Oct 27	at Jax	W	1/1	4	56	14.0	21	0
Nov 10	Car	L	1/1	3	23	7.7	9	0
Nov 17	at NO	L	1/1	6	56	9.3	14	1
Nov 25	at Was	W	1/1	5	94	18.8	32	2
Dec 1	StL	W	1/1	9	98	10.9	21	0
Dec 8	Sea	W	1/1	6	93	15.5	27	0
Dec 15	at TB	W	1/1	3	43	14.3	25	0
Dec 23	Atl	W	1/1	6	72	12.0	22	1
Dec 29	at Arz	W	1/1	9	149	16.6	63	1
<b>TOTALS</b>			<b>16/16</b>	<b>85</b>	<b>1,179</b>	<b>13.9</b>	<b>63</b>	<b>7</b>

**2013 Postseason (San Francisco)**

Date	Opp	W/L	P/S	Rec	Yds	Avg	Lg	TD
Jan 5	at GB	W	1/1	3	38	12.7	17	0
Jan 12	at Car	W	1/1	8	136	17.0	45	0
Jan 19	at Sea	L	1/1	5	53	10.6	26t	1
<b>TOTALS</b>			<b>3/3</b>	<b>16</b>	<b>227</b>	<b>14.2</b>	<b>45</b>	<b>1</b>



# ALEX BOONE

**G/T**
**HT 6-8**
**WT 300**
**COLLEGE OHIO STATE**
**BORN 5.4.87 // LAKEWOOD, OH // ST. EDWARD HS, CLEVELAND, OH  
5TH YEAR // ACQUIRED FA IN '09**

After joining the 49ers as an undrafted free agent in 2009 and spending the length of the season on the practice squad, Alex Boone has blossomed into a Pro Bowl alternate. When he reported to mini-camp in 2010, he was in the best shape of his life, replacing 40 pounds of fat with 25 pounds of lean muscle. He competed at right and left tackle, and eventually proved worthy of a spot on the 53-man roster. In 2011, Boone entered each game in jumbo packages and short-yardage situations, and also contributed on special teams. For his efforts, he was rewarded with a four-year contract extension on December 8, 2011, that runs through the 2015 season. In 2012, Boone earned his role as the starting right guard and was part of a 49ers offensive line that used the same five starters for all 16 regular season games and was widely regarded among the best units in the NFL. In 2013, Boone started all 16 regular season games for the second consecutive year and was selected by his teammates as the recipient of the Bobb McKittrick Award, given annually to the 49ers offensive lineman who best exemplifies the dedication, excellence and commitment of its namesake.

## // TRANSACTIONS

Signed as a rookie free agent by SF on 4/30/09...Waived by SF on 9/3/09...Signed to the practice squad by SF on 9/6/09...Signed by SF to reserve/future contract on 1/6/10...Signed a four-year contract extension through 2015 on 12/8/11.

## // AWARDS & HONORS

- 2011:** Madden Most Valuable Protectors Award (Week 5)  
**2012:** 2012 Madden Most Valuable Protectors of the Year Award, Madden Most Valuable Protectors Award (Week 5), Madden Most Valuable Protectors Award (Week 7), Madden Most Valuable Protectors Award (Week 12)  
**2013:** Bobb McKittrick Award

## // GOLDMINE

- For fans traveling to the San Francisco Zoo, they can keep an eye out for the zoo's endangered black rhinoceros named Boone, whom the zoo chose to name after the 49ers guard. In January of 2013, the San Francisco Zoo invited Alex to be the zookeeper for a day, where he fed giraffes, polar bears and other animals, learned the tools of the trade and met the black rhino who now shares his name. The black rhinos are the most aggressive species of rhinoceros. Black rhinos are known for their power in plowing through and running over things, which matches Boone's playing style on the gridiron. "We're very similar. It's very fitting. I'm very humbled and very honored to have a rhino named after me," Boone said. "I got to feed him, got to pet him, a very soft face, the horn, unbelievable to touch that. It's an honor and a blessing to have such a beautiful animal named after me." This also earned Boone the nickname "The Rhino."

## // GOLDMINE (CONTINUED)

- In the offseason following his rookie season, Boone returned home to Lakewood, OH, where he began working out with former NFL O-lineman LeCharles Bentley. With Bentley's help and guidance, Alex returned for training in the best shape of his life. He dropped 40 pounds of fat before putting 25 pounds of muscle back on. "LeCharles helped me realize what it takes to be successful in the NFL," Boone said. "He has helped me with my footwork, my initial burst and my quickness. I know I'll be ready for whatever the coaches throw at me this season."
- The one person Boone always admired and wanted to be like was his grandfather. "My grandfather raised my brother and I with good morals and good values," said Boone. "He was always there for us." Alex saw him as a smart person who everyone looked up to. A very religious man, the two of them prayed together regularly and attended church every Sunday. His grandfather passed away when he was young, which left a void in his life. "It crushed me. I never really had to be by myself." Boone vividly remembers the moment he heard the news. "I remember I was eating pizza and I was 13 years old." Talking to his grandmother about him has been a breath of fresh air, reassuring Boone that his grandfather will always be with him. "He was a funny guy who loved to laugh. He was real jokester. I try to be like him every day."
- Boone remains very active in the Bay Area community. In late November 2013, Boone participated in the 7th annual tree lighting ceremony in San Francisco.

## // 2013

- Was part of an offensive line that helped amass the 2nd most total net yds. on opening day in 49ers franchise history with 494 yds. (404 passing yds. and 90 rushing yds.) vs. GB (9/8).
- Helped pave the way for 219 yds. rushing at StL (9/26). It marked the first time the 49ers had three different RBs score a rushing TD in the same game since 12/2/01 vs. Buf. (Garrison Hearst, Fred Beasley and Paul Smith).
- The offensive line did not allow a sack on 17 total atts. by QB Colin Kaepernick and QB Colt McCoy at Jax. (10/27). The last time the 49ers did not allow a sack was 11/25/12 at NO. The 49ers also rushed for 221 yds. and 4 TDs on 38 carries at Jax., the most rushing yds. in a game by the team during the 2013 season. The 4 rushing TDs tied for the most by any team in a game in the NFL in 2013.
- Provided great running lanes for the offense to gain 199 rushing yds. on 30 atts. vs. Atl. (12/23). The 6.6 yds. per carry avg. was team's highest in any game during the 2013 season. It also marked just the second time in the season that the team had three players rush for over 50 yds. (Gore - 97; Kaepernick - 51; Hunter - 51).



## // 2012

- Boone and the 49ers O-Line won the 2012 Madden Most Valuable Protectors of the Year Award, recognizing the best O-Line in the NFL.
- The 49ers were one of just three teams to have the same five starting offensive linemen for every game this season (Was. & NYJ).
- Made first career NFL start at GB (9/9), lining up at RG.
- Part of offensive line that helped RB Frank Gore rush for 112 yds. at GB (9/9), becoming the first RB since Garrison Hearst to rush for 100 yds. on opening day. The team rushed for 186 yds. on the day with a 5.8 avg.
- Paved the way as the team rushed for 245 yds. on 44 carries as nine different players carried the ball at NYJ (9/30).
- Helped the 49ers offense set a team record with 621 total yds. (311 rushing, 310 passing) vs. Buf. (10/7), surpassing the 49ers previous franchise record of 598 vs. Buf. (9/13/92). San Francisco became the first team in NFL history to post 300+ yds. rushing and passing in the same game. For the first time in 49ers history since 11/19/61 vs. Chi., San Francisco posted a 300-yd. passer (QB Alex Smith 303 yds.), two 100 yd-receivers (WR Michael Crabtree - 113 yds.; TE Vernon Davis - 106 yds.) and a 100-yd. rusher (RB Frank Gore - 106 yds.) in the same game. The offensive line did not allow a sack the entire game and was awarded the Madden Most Valuable Protectors Award for Week 5.
- Aided the 49ers offense as the team rushed for 175 yds. on 32 carries (5.5 avg.) vs. Sea. (10/18). Helped RB Frank Gore record his 32nd career 100-yd. game with 131 yds. on 16 carries (8.2 avg.).
- Boone and the 49ers offensive line did not allow a sack on 25 pass attempts by QB Colin Kaepernick at NO (11/25). The performance earned the O-Line the Madden Most Valuable Protectors Award for Week 12.
- Part of offensive line vs. GB (1/12/13 - NFC-D) that helped the 49ers become the first team in NFL history to ever have two 100-yd. rushers [QB Colin Kaepernick (181 yds. rushing), RB Frank Gore (119 yds. rushing)] and one 100-yd. receiver [WR Michael Crabtree (119 yds. receiving)] in a playoff game in NFL history.
- Against the Packers, San Francisco amassed 579 total yds. of offense (323 rushing and 256 passing), setting a new single-game postseason franchise record. The previous record was 537 yds. (211 rushing and 326 passing) vs. Mia. in Super Bowl XIX. The 49ers rushed for 323 yds. on the night, setting the franchise single-game postseason rushing record. The previous rushing record was also set in Super Bowl XIX (211 yds.).
- Boone and the 49ers offense became the first team in Super Bowl history to have a 300-yd. passer, a 100-yd. rusher and two 100-yd. receivers in a single game. QB Colin Kaepernick threw for 302 yds., RB Frank Gore added 110 yds. rushing, WR Michael Crabtree tallied 109 rec. yds. and TE Vernon Davis recorded 104 rec. yds vs. Bal. (2/3/13 - SB XLVII).

## // 2011

- Entered each game in short-yardage situations and contributed on special teams.
- Boone and the offensive line were awarded the Madden Most Valuable Protectors Award for Week 5. They helped the 49ers offense rush for 213 yds. on the ground while not allowing a sack vs. TB (10/9), marking the first time since 12/14/06 at Sea. that the team rushed for over 200 yds. and did not allow a sack.
- Supported the 49ers offense in rushing for 203 yds. at Det. (10/16), marking the first time the team had rushed for over 200 yds. in back-to-back games (10/9 vs. TB, 213 yds.) since 12/6/98 at Car. (236 yds.) and 12/14/98 vs. Det. (328 yds.).
- Contributed on the offensive line vs. Arz. (11/20). Helped the 49ers offense hold the ball for 44:16 while not allowing a sack, marking the highest time of possession for the team since 11/3/02 at Oak. (44:33 - 49ers W, 23-20).
- Replaced Joe Staley at LT after he was sidelined with a head injury at Arz. (12/11).
- Boone and the offensive line prevented QB Alex Smith from getting sacked in a 20-3 win on MNF vs. Pit. (12/19).

## // 2010

- Was inactive Weeks 1-16.
- Made his NFL debut vs. Arz. (1/2/11), entering the game at LT in the second half.

## // 2009

- Spent the entire season on the 49ers practice squad.

## // COLLEGE

A two-time All-Big Ten selection during his 4-year career at Ohio St., played in 46 games (35 starts). Started 22 games at LT for the Buckeyes, earning All-America honors as a senior.

## // PERSONAL

- A two-time All-Ohio selection, Boone was a 3-year starter at St. Edward (Cleveland, OH) HS.
- Born Alex Boone on 5/4/87 in Lakewood, OH.
- Married to Dana. The couple has one son, Jonathan, and a daughter, .
- Majored in history.

## BOONE'S CAREER STATISTICS

**GAMES/STARTS – 49/32;** 2010 (1/0); 2011 (16/0); 2012 (16/16); 2013 (16/16)

**POSTSEASON GAMES/STARTS – 8/6;** 2011 (2/0); 2012 (3/3); 2013 (3/3)

**Milestones:**

**NFL Debut:** vs. Arz. (1/2/11)

**First Start:** at GB (9/9/12)



NaVORRO  
**BOWMAN**

**LB**

**HT 6-0 WT 242 COLLEGE PENN STATE**

BORN 5.28.88 // DISTRICT HEIGHTS, MD // SUITLAND HS, FORESTVILLE, MD  
5TH YEAR // ACQUIRED D-3 IN '10

Talent, hustle, toughness and determination are all attributes 49ers linebacker NaVorro Bowman has displayed during his first four seasons in the NFL. He was selected First-Team All-Pro in 2011, 2012 and 2013, and was named to his first two Pro Bowls in 2013 and 2014. A rock in the middle of the 49ers defense, he led the team in tackles in each of the past three seasons. Creating his own special moment in the storied history of Candlestick Park, Bowman intercepted Falcons QB Matt Ryan late in the 4th qtr., and returned the pick 89 yds. for a game-sealing touchdown in the final game ever at The Stick. The following week at Arizona (12/29/13), Bowman had arguably the best game of his career, becoming the first 49er since LB John Johnson (10/31/93) to record one sack, one forced fumble, one fumble recovery and one interception in the same game, en route to earning NFC Defensive Player of the Month honors in December. On November 27, 2012, Bowman was rewarded with a five-year extension through 2018, solidifying one of the league's most talented linebacking corps for years to come.



**// GOLDMINE (CONTINUED)**

- Two important and influential people in Bowman's life abruptly passed away. His father passed away from a blood clot that reached his heart, while his high school coach died in a car accident before Penn State's bowl game in 2009. "Dealing with as much adversity as I have in a short period of time has made me the man I am today. It's made me stay on track and strive to do those things that will possibly help me be successful, not just on the football field, but off the field also."

**// CAREER HIGHLIGHTS**

- Late in the 4th qtr. vs. Atl. (12/23/13), Bowman intercepted Falcons QB Matt Ryan and returned it 89 yds. for a TD to seal the victory in the final regular season game at Candlestick Park. It marked the longest INT return by a LB in franchise history.
- Named NFC Defensive Player of the Month in December 2013. During that stretch, Bowman registered 56 tackles, 3.0 sacks, 2 INTs, one of which was returned 89 yds. for a TD, 2 FFs and 1 FR. No other player accomplished the feat in the entire 2013 season.
- Has appeared in every game of his NFL career (72 including the postseason), starting the last 57 straight.

**// TRANSACTIONS**

Originally a 3rd-round (91st overall) draft choice by SF in 2010... Signed a five-year contract extension through 2018 on 11/27/12.

**// AWARDS & HONORS**

- 2011:** AP First-Team All-Pro, All-Pro Team by *Sports Illustrated's* Peter King, Defensive Player of the Year & All-Pro Team by *Dallas Morning News's* Rick Gosselin, USA Football All-Fundamentals Team
- 2012:** AP First-Team All-Pro, NFC Pro Bowl
- 2013:** AP First-Team All-Pro, NFC Pro Bowl, Len Eshmont Award, NFC Defensive Player of the Month (December), Midseason All-Pro by ESPN's John Clayton

**// GOLDMINE**

- Bowman was born and raised just outside of Washington D.C. in a high-crime area. It was a tough environment to avoid, but sports became his outlet from the streets and drugs. "My parents had been with me since day one. Also, having a support system like my high school coach. He really let me know early on that I had something special and I shouldn't mess it up."
- He earned his degree in criminal law and justice and one day would like to use that to help out his hometown. With all of the violence and drugs in District Heights, MD, he believes being from the area will help others listen to him. "That's one of the reasons I got in that field - to open doors and possibly be able to get into a young child's head from my neighborhood."
- Bowman works with the Bayview Hunters Point YMCA and recently received an award for his efforts in the program. He has participated in numerous events, including a night of bowling to benefit children, and a toy drive during the holiday season.

**// 2013**

- Bowman notched his second career FF, vs. GB (9/8), stripping the ball from Packers RB Eddie Lacy. The loose ball was recovered by CB Tarell Brown. The takeaway led to a 10-yd. TD pass from QB Colin Kaepernick to WR Anquan Boldin.
- Bowman recorded 9 tackles, 2.0 sacks, 1 FF and 1 PD at StL (9/26), marking the first multi-sack game of his career. Part of a defense that held the Rams offense to only 18 yds. rushing on 19 carries, the 7th fewest rushing yds. allowed in a single game in franchise history.
- Recovered his first fumble of the season and 4th of his career vs. Arz. (10/13) after LB Corey Lemonier jarred the ball loose from RB Alfonso Smith. The takeaway led to a 44-yd. FG by K Phil Dawson.
- Registered 11 tackles and his 3rd sack of the season, bringing down Rams QB Kellen Clemens vs. StL (12/1). Bowman's 3.0 sacks set a new single-season career-high.
- Tallied 13 tackles and 1.0 sack vs. Sea. (12/8), bringing down QB Russell Wilson while simultaneously stripping the ball, giving him 4.0 sacks on the season and 8.0 for his career. It also marked his 3rd FF of the season and fourth of his career.
- Late in the 4th qtr. vs. Atl. (12/23), Bowman intercepted Falcons QB Matt Ryan and returned it 89 yds. for a TD to seal the victory in the final regular season game at Candlestick Park. It marked the longest INT return by a LB in franchise history.

<b>LONGEST INT RETURN BY A LINEBACKER IN FRANCHISE HISTORY</b>				
	<b>Player</b>	<b>Date</b>	<b>Opp.</b>	<b>Yds.</b>
1.	<b>NaVorro Bowman</b>	<b>12/23/13</b>	<b>Atl.</b>	<b>89t</b>
2.	Patrick Willis	9/14/08	Sea.	86t
3.	John Johnson	9/6/92	NYG	56t
4.	Lee Woodall	12/15/97	Den.	55
5.	Ahmad Brooks	11/25/12	NO	50t

**// 2013 (CONTINUED)**

- Bowman picked off QB Carson Palmer at Arz. (12/29), marking his second INT of the season. He notched his 4th FF of the season, stripping the ball from Cardinals RB Rashard Mendenhall. He also recovered the loose ball, marking his 2nd FR of the season. Bowman was just the 2nd player in the NFL this season to register 1 INT, 1 FF and 1 FR in the same game [Ind. LB Jerrell Freeman vs. KC (12/22/13)]. To top off a career game, he notched his 5th sack of the season, bringing down Palmer in the 4th qtr. He became the first 49er since LB John Johnson to record 1.0 sack, 1 FF, 1 FR and 1 INT all in the same game (10/31/93 - vs. LA Rams).
- In the month of December, Bowman notched 3.0 sacks, 2 INTs, 1 INT returned for a TD, 2 FFs and 1 FR, earning him Defensive Player of the Month honors. No other player in the NFL was able to accomplish that over the course of the entire 2013 season.
- Bowman forced his first career postseason fumble, jarring the ball loose from FB John Kuhn at GB (1/5/14 - NFC-W).
- Recorded his first sack of the postseason as he sacked QB Cam Newton and also tied his single-game postseason-high with 14 tackles at Car. (1/12/14 - NFC-D).
- Bowman tallied his 2nd sack of the postseason as he brought down QB Russell Wilson at Sea. (1/19/14 - NFC-C). Bowman also registered a new single-game postseason career-high with 15 tackles and added 1 FF.

**// 2012**

- Led the team in total tackles with a career-high 183 (93 solo, 90 assists).
- Led the team in total tackles in each of the first 4 games of the season with 11 at GB (9/9), 14 vs. Det. (9/16), tied a career-high with 17 at Min. (9/23) and tallied 12 at NYJ (9/30).
- Recorded his first career INT at GB (9/9), picking off QB Aaron Rodgers in the 4th qtr.
- Part of LB corps that only allowed 45 yds. on the ground at GB (9/9). The 45 rush yds. were the fewest on the ground by GB since 9/28/08 (28 yds. at TB).
- Tallied a sack in back-to-back games, bringing down QB Russell Wilson vs. Sea. (10/18) and taking down QB John Skelton at Arz. (10/29).
- Bowman and the 49ers defense held Arz. (10/29) to just 7 yds. rushing, tying the fewest rushing yds. the 49ers have allowed in a single game in franchise history [7 at NO (10/1/72)], and the lowest rushing output allowed in any game during the entire 2012 NFL season.
- Led the 49ers with 15 tackles vs. StL (11/11) and recorded 100 total tackles on the season, reaching the milestone for the second consecutive year.
- Led team in tackles for 4 consecutive weeks [15 vs. StL (11/11), 15 vs. Chi. (11/19), 12 at NO (11/25), 13 at StL (12/2)].
- At NE (12/16), recorded his first career FF, stripping the ball from Patriots RB Shane Vereen. The loose ball was scooped up by CB Chris Culliver.
- Broke up a key Falcons pass intended for WR Roddy White from QB Matt Ryan on 4th-and-4 at the 49ers 10-yd. line with just 1:13 remaining in the game at Atl. (1/20/13 - NFC-C).

**// 2011**

- Led the team with 173 tackles. He hit double-figures in tackles 11 times, recovered 3 fumbles and posted 2.0 sacks.
- Registered first career FR in 2nd qtr. at Phi. (10/2) when the 49ers defense was faced with a 3rd down at their own 1-yd. line.
- Tallied a career-high 17 stops at Det. (10/16), 1 PD and a special teams tackle.

**// 2011 (CONTINUED)**

- Registered 9 tackles, 2 PDs and 1 FR at Was. (11/6). Recovered a loose ball in the 4th qtr. after LB Patrick Willis stripped the ball from WR Terrence Austin.
- Tied his career-high 17 tackles vs. NYG (11/13), which also led the team. Also recorded 1 special teams stop and 1 TFL.
- Picked up his 3rd career FR and first on special teams vs. Arz. (11/20) after LB Tavares Gooden stripped the ball away from Cardinals CB Patrick Peterson on a punt return.
- Posted a team-high 14 tackles on MNF vs. Pit. (12/19).
- Recorded his first career sack at Sea. (12/24), taking down QB Tavaris Jackson for a 4-yd. loss.
- Took down QB Kellen Clemens for a 7-yd. loss in the 4th qtr. when the Rams were threatening to even the score with 2:46 remaining at StL (1/1/12). Bowman notched a sack in back-to-back games (12/24 at Sea.) for the first time in his career. Posted a team-high 11 tackles and posted 1 PD.
- Teamed up with DT Ray McDonald on a QB Eli Manning sack in the 2nd qtr. vs. NYG (1/22/12 - NFC-C), leading to a Giants punt on the ensuing play. Also registered 13 tackles to lead the team.

**// 2010**

- Ranked 3rd in the NFL with 20 special teams tackles according to NFL game books.
- Saw action at ILB, replacing an injured LB Takeo Spikes (knee contusion) vs. NO (9/20), and posted 6 tackles.
- In his first career start in place of LB Patrick Willis (hand), led the team with 15 tackles vs. Arz. (1/2).

**// COLLEGE**

Played in 33 games (21 starts) and totaled 215 tackles, 8.0 sacks, 36 TFLs, 3 FFs, 3 FRs and 3 INTs in his career. Also returned 1 INT and 1 FR for TDs. Earned Second-Team All-America honors from *The NFL Draft Report*, *The Sporting News*, CBS Sports, Phil Steele's College Football, Rivals.com and *Sports Illustrated*, while garnering AP third-team honors as a junior. Started 11 games and was named First-Team All-Big Ten after registering 93 tackles, 17 TFLs, 3.0 sacks, 2 INTs and 2 FRs, in 2009. All-Big Ten Conference First-Team selection as he led the team in tackles (106), ranked 2nd in TFLs (16.5) and t-3rd in sacks (4.0) in 2008. Added 2 FFs, 1 FR and 1 INT in his sophomore season. As a redshirt freshman, appeared in 9 contests and tallied 16 tackles and blocked a field goal attempt.

**// PERSONAL**

- Starred at Suitland (Forestville, MD) HS, where he was selected as the Maryland Defensive POY, first-team all-state, *Washington Post* First-Team All-Metro and first-team all-conference after registering 165 tackles, 9.0 sacks and 3 FRs, while also rushing for 1,200 yds. and 22 TDs.
- Has three children, a son, NaVorro Jr., and two twin daughters, Stoni and Cali.
- Born NaVorro R. Bowman (5/28/88) in District Heights, MD.
- Graduated in 3 years with a degree in crime, law and justice.

**BOWMAN'S CAREER STATISTICS**

YEAR	TEAM	GP	GS	TACKLES					INTERCEPTIONS					FUMBLES			
				TOT	SOL	AST	SACKS	YDS	INT	YDS	LG	TD	PD	FF	FR	YDS	
2010	SF	16	1	35	22	13	0.0	0.0	0	0	–	0	0	0	0	0	0
2011	SF	16	16	173	81	92	2.0	11.0	0	0	–	0	8	0	3	0	
2012	SF	16	16	183	93	90	2.0	9.0	1	11	11	0	6	1	0	0	
2013	SF	16	16	192	118	74	5.0	45.0	2	93	89t	1	9	4	2	0	
<b>TOTALS</b>		<b>64</b>	<b>49</b>	<b>583</b>	<b>314</b>	<b>269</b>	<b>9.0</b>	<b>65.0</b>	<b>3</b>	<b>104</b>	<b>89t</b>	<b>1</b>	<b>23</b>	<b>5</b>	<b>5</b>	<b>0</b>	

**PLAYOFFS**

YEAR	TEAM	GP	GS	TACKLES					INTERCEPTIONS					FUMBLES		
				TOT	SOL	AST	SACKS	YDS	INT	YDS	LG	TD	PD	FF	FR	YDS
2011	SF	2	2	27	13	14	0.5	3.5	0	0	–	0	0	0	0	0
2012	SF	3	3	30	16	14	0.0	0.0	0	0	–	0	3	0	0	0
2013	SF	3	3	40	20	20	2.0	19.0	0	0	–	0	0	2	0	0
<b>TOTALS</b>		<b>8</b>	<b>8</b>	<b>97</b>	<b>49</b>	<b>48</b>	<b>2.5</b>	<b>22.5</b>	<b>0</b>	<b>0</b>	<b>–</b>	<b>0</b>	<b>3</b>	<b>2</b>	<b>0</b>	<b>0</b>

**Additional Statistics:**

**Special Teams Tackles:** Regular Season – 43: 2010 (26), 2011 (9), 2012 (6); 2013 (2); Postseason – 1: 2011 (1)

**Milestones:**

**NFL Debut:** vs. Sea. (9/12/10); **First Career Start:** vs. Arz. (1/2/11); **First FR:** at Phi. (10/2/11 – RB Ronnie Brown); **First FF:** at NE (12/16/12 – RB Shane Vereen); **First Sack:** at Sea. (12/24/11 – QB Tarvaris Jackson); **First INT:** at GB (9/9/12 – QB Aaron Rodgers); **First INT Return for a TD:** vs. Atl. (12/23/13 – QB Matt Ryan – 89 yds.)

**BOWMAN'S CAREER HIGHS**

**Total Tackles:** Regular Season – 19 at Sea. (12/23/12); Postseason – 15 at Sea. (1/19/14)

**Solo:** Regular Season – 11 at NO (11/17/13); Postseason – 9 at Sea. (1/19/14)

**Assists:** Regular Season – 11 at Det. (10/16/11); Postseason – 7 (3 times) Last at Car. (1/12/14)

**Passes Defensed:** Regular Season – 2 (3 times) Last vs. Ind. (9/22/13); Postseason – 2 vs. GB (1/12/13)

**Fumble Recoveries:** 1 (5 times) Last at Arz. (12/29/13)

**Forced Fumbles:** 1 (5 times) Last at Arz. (12/29/13); Postseason – 1 (2 times) Last at Sea. (1/19/14)

**Sacks:** Regular Season – 2.0 at StL (9/26/13); Postseason – 1.0 (2 times) Last at Sea. (1/19/14)

**Interceptions:** 1 (3 times) Last at Arz. (12/29/13)

**Interception Yards:** 89 vs. Atl. (12/23/13)

**Long Interception Return:** 89t vs. Atl. (12/23/13)

**Interception Returns For TD:** 1 vs. Atl. (12/23/13)

**BOWMAN'S GAME-BY-GAME**

2010														2011																
Date	Opp	W/L	P/S	Tot	Sol	Ast	Sk	Yds	Int	Yds	PD	FF	FR	Yds	Date	Opp	W/L	P/S	Tot	Sol	Ast	Sk	Yds	Int	Yds	PD	FF	FR	Yds	
Sep 12	at Sea	L	1/0	0	0	0	0.0	0.0	0	0	0	0	0	0	Sep 11	Sea	W	1/1	10	2	8	0.0	0.0	0	0	0	0	0	0	
Sep 20	NO	L	1/0	6	2	4	0.0	0.0	0	0	0	0	0	0	Sep 18	Dal	L	1/1	12	4	8	0.0	0.0	0	0	1	0	0	0	
Sep 26	at KC	L	1/0	4	3	1	0.0	0.0	0	0	0	0	0	0	Sep 25	at Cin	W	1/1	13	7	6	0.0	0.0	0	0	0	0	0	0	0
Oct 3	at Atl	L	1/0	1	1	0	0.0	0.0	0	0	0	0	0	0	Oct 2	at Phi	W	1/1	6	5	1	0.0	0.0	0	0	1	0	1	0	
Oct 10	Phi	L	1/0	1	1	0	0.0	0.0	0	0	0	0	0	0	Oct 9	TB	W	1/1	10	4	6	0.0	0.0	0	0	0	0	0	0	
Oct 17	Oak	W	1/0	0	0	0	0.0	0.0	0	0	0	0	0	0	Oct 16	at Det	W	1/1	17	6	11	0.0	0.0	0	0	1	0	0	0	
Oct 24	at Car	L	1/0	3	2	1	0.0	0.0	0	0	0	0	0	0	Oct 30	Cle	W	1/1	10	7	3	0.0	0.0	0	0	1	0	0	0	
Oct 31	Den	W	1/0	2	2	0	0.0	0.0	0	0	0	0	0	0	Nov 6	at Was	W	1/1	9	7	2	0.0	0.0	0	0	2	0	1	0	
Nov 14	StL	W	1/0	2	2	0	0.0	0.0	0	0	0	0	0	0	Nov 13	NYG	W	1/1	17	8	9	0.0	0.0	0	0	0	0	0	0	0
Nov 21	TB	L	1/0	0	0	0	0.0	0.0	0	0	0	0	0	0	Nov 20	Arz	W	1/1	5	3	2	0.0	0.0	0	0	1	0	1	0	
Nov 29	at Arz	W	1/0	0	0	0	0.0	0.0	0	0	0	0	0	0	Nov 24	at Bal	L	1/1	12	4	8	0.0	0.0	0	0	0	0	0	0	0
Dec 5	at GB	L	1/0	0	0	0	0.0	0.0	0	0	0	0	0	0	Dec 4	StL	W	1/1	7	4	3	0.0	0.0	0	0	0	0	0	0	0
Dec 12	Sea	W	1/0	0	0	0	0.0	0.0	0	0	0	0	0	0	Dec 11	at Arz	L	1/1	7	2	5	0.0	0.0	0	0	0	0	0	0	0
Dec 16	at SD	L	1/0	1	1	0	0.0	0.0	0	0	0	0	0	0	Dec 19	Pit	W	1/1	14	5	9	0.0	0.0	0	0	0	0	0	0	0
Dec 26	at StL	L	1/0	0	0	0	0.0	0.0	0	0	0	0	0	0	Dec 24	at Sea	W	1/1	13	7	6	1.0	4.0	0	0	0	0	0	0	0
Jan 2	Arz	W	1/1	15	8	7	0.0	0.0	0	0	0	0	0	0	Jan 1	at StL	W	1/1	11	6	5	1.0	7.0	0	0	1	0	0	0	0
<b>TOTALS</b>			<b>16/1</b>	<b>35</b>	<b>22</b>	<b>13</b>	<b>0.0</b>	<b>0.0</b>	<b>0</b>	<b>0</b>	<b>0</b>	<b>0</b>	<b>0</b>	<b>0</b>	<b>TOTALS</b>			<b>16/16</b>	<b>173</b>	<b>81</b>	<b>92</b>	<b>2.0</b>	<b>11.0</b>	<b>0</b>	<b>0</b>	<b>8</b>	<b>0</b>	<b>3</b>	<b>0</b>	

**2011 Postseason**

Date	Opp	W/L	P/S	Tot	Sol	Ast	Sk	Yds	Int	Yds	PD	FF	FR	Yds
Jan 14	NO	W	1/1	14	7	7	0.0	0.0	0	0	0	0	0	0
Jan 22	NYG	L	1/1	13	6	7	0.5	3.5	0	0	0	0	0	0
<b>TOTALS</b>			<b>2/2</b>	<b>27</b>	<b>13</b>	<b>14</b>	<b>0.5</b>	<b>3.5</b>	<b>0</b>	<b>0</b>	<b>0</b>	<b>0</b>	<b>0</b>	<b>0</b>

**BOWMAN'S GAME-BY-GAME**

2012														2013																	
Date	Opp	W/L	P/S	Tot	Sol	Ast	Sk	Yds	Int	Yds	PD	FF	FR	Yds	Date	Opp	W/L	P/S	Tot	Sol	Ast	Sk	Yds	Int	Yds	PD	FF	FR	Yds		
Sep 9	at GB	W	1/1	11	7	4	0.0	0.0	1	11	2	0	0	0	Sep 8	GB	W	1/1	13	7	6	0.0	0.0	0	0	1	1	0	0		
Sep 16	Det	W	1/1	14	7	7	0.0	0.0	0	0	1	0	0	0	Sep 15	at Sea	L	1/1	15	6	9	0.0	0.0	0	0	0	0	0	0	0	
Sep 23	at Min	L	1/1	17	8	9	0.0	0.0	0	0	0	0	0	0	Sep 22	Ind	L	1/1	16	10	6	0.0	0.0	0	0	2	0	0	0	0	
Sep 30	at NYJ	W	1/1	12	3	8	0.0	0.0	0	0	1	0	0	0	Sep 26	at StL	W	1/1	9	6	3	2.0	21.0	0	0	1	1	0	0	0	
Oct 7	Buf	W	1/1	4	3	1	0.0	0.0	0	0	1	0	0	0	Oct 6	Hou	W	1/1	12	10	2	0.0	0.0	0	0	0	0	0	0	0	0
Oct 14	NYG	L	1/1	14	6	8	0.0	0.0	0	0	0	0	0	0	Oct 13	Arz	W	1/1	10	7	3	0.0	0.0	0	0	0	0	1	0	0	
Oct 18	Sea	W	1/1	14	6	8	1.0	0.0	0	0	0	0	0	0	Oct 20	at Ten	W	1/1	8	5	3	0.0	0.0	0	0	1	0	0	0	0	
Oct 29	at Arz	W	1/1	1	1	0	1.0	9.0	0	0	0	0	0	0	Oct 27	at Jax	W	1/1	14	7	7	0.0	0.0	0	0	1	0	0	0	0	
Nov 11	StL	T	1/1	15	6	9	0.0	0.0	0	0	0	0	0	0	Nov 10	Car	L	1/1	13	7	6	0.0	0.0	0	0	0	0	0	0	0	
Nov 19	Chi	W	1/1	15	10	5	0.0	0.0	0	0	0	0	0	0	Nov 17	at NO	L	1/1	16	11	5	0.0	0.0	0	0	0	0	0	0	0	
Nov 25	at NO	W	1/1	12	6	6	0.0	0.0	0	0	0	0	0	0	Nov 25	at Was	W	1/1	10	7	3	0.0	0.0	0	0	0	0	0	0	0	
Dec 2	at StL	L	1/1	13	8	5	0.0	0.0	0	0	0	0	0	0	Dec 1	StL	W	1/1	11	8	3	1.0	4.0	0	0	0	0	0	0	0	
Dec 9	Mia	W	1/1	8	4	4	0.0	0.0	0	0	0	0	0	0	Dec 8	Sea	W	1/1	13	7	6	1.0	12.0	0	0	0	1	0	0	0	
Dec 16	at NE	W	1/1	11	6	5	0.0	0.0	0	0	0	1	0	0	Dec 15	at TB	W	1/1	7	3	4	0.0	0.0	0	0	1	0	0	0	0	
Dec 23	at Sea	L	1/1	19	9	10	0.0	0.0	0	0	0	0	0	0	Dec 23	Atl	W	1/1	16	10	6	0.0	0.0	1	89t	1	0	0	0	0	
Dec 30	Arz	W	1/1	3	2	1	0.0	0.0	0	0	1	0	0	0	Dec 29	at Arz	W	1/1	9	7	2	1.0	8.0	1	4	1	1	1	0	0	
<b>TOTALS</b>				<b>16/16</b>	<b>183</b>	<b>93</b>	<b>90</b>	<b>2.0</b>	<b>9.0</b>	<b>1</b>	<b>11</b>	<b>6</b>	<b>1</b>	<b>0</b>	<b>TOTALS</b>				<b>16/16</b>	<b>192</b>	<b>118</b>	<b>74</b>	<b>5.0</b>	<b>45.0</b>	<b>2</b>	<b>93</b>	<b>9</b>	<b>4</b>	<b>2</b>	<b>0</b>	

**2012 Postseason**

Date	Opp	W/L	P/S	Tot	Sol	Ast	Sk	Yds	Int	Yds	PD	FF	FR	Yds
Jan 12	GB	W	1/1	9	4	5	0.0	0.0	0	0	2	0	0	0
Jan 20	at Atl	W	1/1	10	4	6	0.0	0.0	0	0	1	0	0	0
Feb 3	Bal	L	1/1	11	8	3	0.0	0.0	0	0	0	0	0	0
<b>TOTALS</b>				<b>3/3</b>	<b>30</b>	<b>16</b>	<b>14</b>	<b>0.0</b>	<b>0.0</b>	<b>0</b>	<b>0</b>	<b>3</b>	<b>0</b>	<b>0</b>

**2013 Postseason**

Date	Opp	W/L	P/S	Tot	Sol	Ast	Sk	Yds	Int	Yds	PD	FF	FR	Yds
Jan 5	at GB	W	1/1	11	4	7	0.0	0.0	0	0	0	0	0	0
Jan 12	at Car	W	1/1	14	7	7	1.0	8.0	0	0	0	0	0	0
Jan 19	at Sea	L	1/1	15	9	6	1.0	11.0	0	0	0	0	0	0
<b>TOTALS</b>				<b>3/3</b>	<b>40</b>	<b>20</b>	<b>20</b>	<b>2.0</b>	<b>19.0</b>	<b>0</b>	<b>0</b>	<b>0</b>	<b>0</b>	<b>0</b>



# TRAMAINE BROCK

CB

HT 5-10

WT 197

COLLEGE BELHAVEN

BORN 8.20.88 // GULFPORT, MS // LONG BEACH SENIOR HS, LONG BEACH, MS  
5TH YEAR // ACQUIRED FA IN '10

Tramaine Brock made the 49ers opening day roster in 2010, as the first undrafted rookie free agent to do so in five seasons. Just four seasons later, Brock started the final six regular season games at cornerback and all three postseason contests and enters 2014 as the incumbent at one of the 49ers starting cornerback spots. Brock's performance during the 2013 season earned him a four-year contract extension, keeping him in the red and gold through the 2017 season. A converted strong safety out of Belhaven University, Brock only played a dozen snaps at cornerback during his collegiate career, which also included stops at Mississippi Gulf Coast Junior College and the University of Minnesota.

## //TRANSACTIONS

Originally signed by SF as an undrafted rookie FA on 4/26/10... Waived by SF on 9/14/10...Signed to the practice squad by SF on 9/15/10...Promoted to the active roster by SF on 9/20/10...Waived by SF on 10/12/10...Signed to the practice squad by SF on 10/14/10... Promoted to the active roster by SF on 10/27/10...Re-signed one-year contract as exclusive rights free agent on 3/12/12...Was tendered a one-year contract by SF on 3/7/13...Re-signed one-year contract on 4/15/13...Signed four-year contract extension on 11/22/13.

## // AWARDS & HONORS

**2013:** USA Today All-Joe Team, NFC Defensive Player of the Week (Week 5)

## // GOLDMINE

- Brock's path to the NFL was not an easy one by any means. From the small country town of Gulfport, MS, he traveled 30 miles north to Mississippi Gulf Coast Community College in Perkinston, MS, where he spent two seasons before transferring to the University of Minnesota. Why would a southern boy decide on Minnesota? "I wanted to see what a big city felt like," Brock said. After one year, he transferred back down south to Belhaven University in Jackson, MS, a small Christian NAIA school.
- In February of 2011, Belhaven retired Brock's jersey for his accomplishments on both the collegiate and professional levels. He is the only player in the history of the school's program to have played in the NFL.
- Brock's passion for sports was developed at an early age and he would like to remain in athletics either as a coach or personal trainer after his playing career is through. "I want to teach people what I know and watch them perform and compete," Brock said. His father encouraged him to join a football league in elementary school, and he also played basketball and ran track for his school's team. Recreationally, he played kick ball and baseball in his neighborhood. "My friends were all competitive with each other," he said. "We all wanted to be the best in the group."

## // 2013

- Brock finished the regular season with a career-high 5 INTs, ranking t-5th in the NFL.
- In his first career start, Brock registered 4 tackles, 2 PDs and his first-career multi-INT game, picking off Texans QB Matt Schaub. It marked the first multi-INT game by a 49ers player since 1/1/12 (CB Tarell Brown - 2 INTs at StL) vs. Hou. (10/6). His performance earned him NFC Defensive Player of the Week for week 5. Brock picked off Texans QB Matt Schaub and returned it 18 yds. for a TD on the third play of the game, marking his first career pick-six and 3rd career INT. It is the first INT returned for a TD by the 49ers since 11/25/12 [S Donte Whitner (42-yd. return) and LB Ahmad Brooks (50-yd. return) at NO]. Brock notched his second INT of the day in the 2nd qtr., picking off Schaub and returning it 13 yds. The INT led to a 2-yd. TD run by RB Anthony Dixon.
- Tallied his 3rd INT of the season and 5th of his career at Ten. (10/20). The INT led to a 1-yd. TD run by RB Frank Gore.
- Registered his 4th INT of the season vs. Car. (11/10). It was the 6th of his career, picking off Panthers QB Cam Newton and returning it for a career-long 41 yds. The INT led to a 25-yd. FG by K Phil Dawson.
- The 49ers defense held Was. (11/25) to just 76 net yds. passing, the fewest net passing yds. San Francisco has allowed since 11/19/12 vs. Chi. (58 net yds. passing).
- On the final play of the game vs. Atl. (12/23), Brock registered his team-high 5th INT of the season, intercepting QB Matt Ryan in the end zone.

## // 2012

- Forced a fumble on Rams RB Isaiah Pead on a KR late in the 4th qtr. that the 49ers recovered vs. StL (11/11), marking his first career special teams FF.
- Finished the season tied for the team lead with 15 special teams tackles (FB Bruce Miller - 15).

## // 2011

- Registered his first career INT vs. Sea. (9/11 - QB Tarvaris Jackson), leaping into the air on a hail mary pass to end the first half.
- With an INT vs. Dal. (9/18), Brock became the first 49er to register an INT in consecutive games (9/11 vs. Sea.) since CB Dre' Bly (12/20/09 at Phi. and 12/27/09 vs. Det.).

## // 2010

- Made his NFL debut vs. Den. (10/31).
- Saw extended action at defensive back in season finale vs. Arz. (1/2/11), posting 3 tackles.

**// COLLEGE**

Played at one of the nation's top junior college programs, Mississippi Gulf Coast, helping the Bulldogs to a perfect 12-0 record and a share of the NJCAA National Championship as a sophomore. Totaled 72 tackles, 7 INTs and 2 FFs in 17 games at MGC. Spent his junior season at Minnesota, totaling 73 tackles, 6 PDs, 1 INT, 3 FFs and 1 FR, before transferring to Belhaven. In 11 games as a senior at Belhaven, posted 51 tackles, 13.5 TFLs, 2.5 sacks, 6 INTs, 10 PDs and 1 FR, while also returning 29 kicks for 505 yds.

**// PERSONAL**

- Attended Long Beach (MS) Senior HS.
- Had plenty of part-time jobs growing up in Gulfport, MS. He worked at the Sparkle Car Cleaning, a Krispy Kreme shop and a Sonic fast food restaurant.
- Enjoys playing "Call of Duty: Black Ops" on PlayStation 3.
- Son of Marsha Gardner.
- Born Tramaine Brock (8/20/88) in Gulfport, MS.

**// INJURY REPORT**

**2011:** Inactive with a hand injury vs. TB (10/9), at Det. (10/16) and vs. Cle. (10/30).

**BROCK'S CAREER STATISTICS**

YEAR	TEAM	GP	GS	TACKLES					INTERCEPTIONS					FUMBLES			
				TOT	SOL	AST	SACKS	YDS	INT	YDS	LG	TD	PD	FF	FR	YDS	
2010	SF	3	0	3	3	0	0.0	0.0	0	0	–	0	0	0	0	0	0
2011	SF	11	0	5	5	0	0.0	0.0	2	18	18	0	4	0	0	0	
2012	SF	16	0	3	2	1	0.0	0.0	0	0	–	0	1	0	0	0	
2013	SF	16	7	44	36	8	0.0	0.0	5	82	41	1	15	0	0	0	
<b>TOTALS</b>		<b>46</b>	<b>7</b>	<b>55</b>	<b>46</b>	<b>9</b>	<b>0.0</b>	<b>0.0</b>	<b>7</b>	<b>100</b>	<b>41</b>	<b>1</b>	<b>20</b>	<b>0</b>	<b>0</b>	<b>0</b>	

**PLAYOFFS**

YEAR	TEAM	GP	GS	TACKLES					INTERCEPTIONS					FUMBLES		
				TOT	SOL	AST	SACKS	YDS	INT	YDS	LG	TD	PD	FF	FR	YDS
2011	SF	2	0	5	4	1	0.0	0.0	0	0	–	0	0	0	0	0
2012	SF	3	0	3	3	0	0.0	0.0	0	0	–	0	0	0	0	0
2013	SF	3	3	13	11	2	0.0	0.0	0	0	–	0	0	0	0	0
<b>TOTALS</b>		<b>8</b>	<b>3</b>	<b>21</b>	<b>18</b>	<b>3</b>	<b>0.0</b>	<b>0.0</b>	<b>0</b>	<b>0</b>	<b>–</b>	<b>0</b>	<b>0</b>	<b>0</b>	<b>0</b>	<b>0</b>

**Additional Statistics:**

**Special Teams Tackles:** Regular Season – 22: 2010 (3); 2011 (2); 2012 (15); 2013 (2); Postseason – 2: 2011 (1); 2012 (1)

**Special Teams Forced Fumbles – 1:** 2012 (1)

**Milestones:**

**NFL Debut:** vs. Den. (10/31/10); **First Start:** vs. Hou. (10/6/13); **First INT:** vs. Sea. (9/11/11 – QB Tarvaris Jackson); **First INT Return for a TD:** vs. Hou. (10/6/13 – QB Matt Schaub – 18 yds.)

**BROCK'S CAREER HIGHS**

**Total Tackles:** Regular Season – 6 (2 times) Last vs. Atl. (12/23/13); Postseason – 6 at Sea. (1/19/14)  
**Solo:** Regular Season – 6 at Jax. (10/27/13); Postseason – 5 at Sea. (1/19/14)  
**Assists:** 3 vs. Atl. (12/23/13)

**Interceptions:** 2 vs. Hou. (10/6/13)  
**Interception Yards:** 41 vs. Car. (11/10/13)  
**Long Interception Return:** 41 vs. Car. (11/10/13)  
**Interception Returns for TD:** 1 vs. Hou. (10/6/13)  
**Passes Defensed:** 2 (4 times) Last at Ten. (10/20/13)

BROCK'S GAME-BY-GAME

2010													2012																
Date	Opp	W/L	P/S	Tot	Sol	Ast	Sk	Yds	Int	Yds	PD	FF	FR	Yds	Date	Opp	W/L	P/S	Tot	Sol	Ast	Sk	Yds	Int	Yds	PD	FF	FR	Yds
Sep 12	at Sea	L	-	-	-	-	INACTIVE	-	-	-	-	-	-	-	Sep 9	at GB	W	1/0	0	0	0	0.0	0.0	0	0	0	0	0	0
Sep 20	NO	L	-	-	-	-	INACTIVE	-	-	-	-	-	-	-	Sep 16	Det	W	1/0	0	0	0	0.0	0.0	0	0	0	0	0	0
Sep 26	at KC	L	-	-	-	-	INACTIVE	-	-	-	-	-	-	-	Sep 23	at Min	L	1/0	0	0	0	0.0	0.0	0	0	0	0	0	0
Oct 3	at Atl	L	-	-	-	-	INACTIVE	-	-	-	-	-	-	-	Sep 30	at NYJ	W	1/0	0	0	0	0.0	0.0	0	0	0	0	0	0
Oct 10	Phi	L	-	-	-	-	INACTIVE	-	-	-	-	-	-	-	Oct 7	Buf	W	1/0	1	1	0	0.0	0.0	0	0	0	0	0	0
Oct 17	Oak	W	-	-	-	-	PRACTICE SQUAD	-	-	-	-	-	-	-	Oct 14	vs NYG	L	1/0	0	0	0	0.0	0.0	0	0	0	0	0	0
Oct 24	at Car	L	-	-	-	-	PRACTICE SQUAD	-	-	-	-	-	-	-	Oct 18	Sea	W	1/0	0	0	0	0.0	0.0	0	0	0	0	0	0
Oct 31	Den	W	1/0	0	0	0	0.0	0.0	0	0	0	0	0	0	Oct 29	at Arz	W	1/0	0	0	0	0.0	0.0	0	0	0	0	0	0
Nov 14	StL	W	-	-	-	-	INACTIVE	-	-	-	-	-	-	-	Nov 11	StL	T	1/0	0	0	0	0.0	0.0	0	0	0	0	0	0
Nov 21	TB	L	-	-	-	-	INACTIVE	-	-	-	-	-	-	-	Nov 19	Chi	W	1/0	0	0	0	0.0	0.0	0	0	0	0	0	0
Nov 29	at Arz	W	-	-	-	-	INACTIVE	-	-	-	-	-	-	-	Nov 25	at NO	W	1/0	0	0	0	0.0	0.0	0	0	0	0	0	0
Dec 5	at GB	L	1/0	0	0	0	0.0	0.0	0	0	0	0	0	0	Dec 2	at StL	L	1/0	0	0	0	0.0	0.0	0	0	0	0	0	0
Dec 12	Sea	W	-	-	-	-	INACTIVE	-	-	-	-	-	-	-	Dec 9	Mia	W	1/0	0	0	0	0.0	0.0	0	0	0	0	0	0
Dec 16	at SD	L	-	-	-	-	INACTIVE	-	-	-	-	-	-	-	Dec 16	at NE	W	1/0	0	0	0	0.0	0.0	0	0	0	0	0	0
Dec 26	at StL	L	-	-	-	-	INACTIVE	-	-	-	-	-	-	-	Dec 23	at Sea	L	1/0	1	0	1	0.0	0.0	0	0	0	0	0	0
Jan 2	Arz	W	1/0	3	3	0	0.0	0.0	0	0	0	0	0	0	Dec 30	Arz	W	1/0	1	1	0	0.0	0.0	0	0	1	0	0	0
<b>TOTALS</b>			<b>3/0</b>	<b>3</b>	<b>3</b>	<b>0</b>	<b>0.0</b>	<b>0.0</b>	<b>0</b>	<b>0</b>	<b>0</b>	<b>0</b>	<b>0</b>	<b>0</b>	<b>TOTALS</b>			<b>16/0</b>	<b>3</b>	<b>2</b>	<b>1</b>	<b>0.0</b>	<b>0.0</b>	<b>0</b>	<b>0</b>	<b>1</b>	<b>0</b>	<b>0</b>	<b>0</b>

2011														
Date	Opp	W/L	P/S	Tot	Sol	Ast	Sk	Yds	Int	Yds	PD	FF	FR	Yds
Sep 11	Sea	W	1/0	1	1	0	0.0	0.0	1	0	1	0	0	0
Sep 18	Dal	L	1/0	4	4	0	0.0	0.0	1	18	1	0	0	0
Sep 25	at Cin	W	1/0	0	0	0	0.0	0.0	0	0	0	0	0	0
Oct 2	at Phi	W	1/0	0	0	0	0.0	0.0	0	0	0	0	0	0
Oct 9	TB	W	-	-	-	-	INACTIVE (Hand)	-	-	-	-	-	-	-
Oct 16	at Det	W	-	-	-	-	INACTIVE (Hand)	-	-	-	-	-	-	-
Oct 30	Cle	W	-	-	-	-	INACTIVE (Hand)	-	-	-	-	-	-	-
Nov 6	at Was	W	1/0	0	0	0	0.0	0.0	0	0	0	0	0	0
Nov 13	NYG	W	1/0	0	0	0	0.0	0.0	0	0	0	0	0	0
Nov 20	Arz	W	1/0	0	0	0	0.0	0.0	0	0	0	0	0	0
Nov 24	at Bal	L	1/0	0	0	0	0.0	0.0	0	0	0	0	0	0
Dec 4	StL	W	1/0	0	0	0	0.0	0.0	0	0	0	0	0	0
Dec 11	at Arz	L	1/0	0	0	0	0.0	0.0	0	0	0	0	0	0
Dec 19	Pit	W	-	-	-	-	INACTIVE	-	-	-	-	-	-	-
Dec 24	at Sea	W	-	-	-	-	INACTIVE	-	-	-	-	-	-	-
Jan 1	at StL	W	1/0	0	0	0	0.0	0.0	0	0	2	0	0	0
<b>TOTALS</b>			<b>11/0</b>	<b>5</b>	<b>5</b>	<b>0</b>	<b>0.0</b>	<b>0.0</b>	<b>2</b>	<b>18</b>	<b>4</b>	<b>0</b>	<b>0</b>	<b>0</b>

2011 Postseason														
Date	Opp	W/L	P/S	Tot	Sol	Ast	Sk	Yds	Int	Yds	PD	FF	FR	Yds
Jan 14	vs NO	W	1/0	0	0	0	0.0	0.0	0	0	0	0	0	0
Jan 22	vs. NYG	L	1/0	5	4	1	0.0	0.0	0	0	0	0	0	0
<b>TOTALS</b>			<b>2/0</b>	<b>5</b>	<b>4</b>	<b>1</b>	<b>0.0</b>	<b>0.0</b>	<b>0</b>	<b>0</b>	<b>0</b>	<b>0</b>	<b>0</b>	<b>0</b>

2012 Postseason														
Date	Opp	W/L	P/S	Tot	Sol	Ast	Sk	Yds	Int	Yds	PD	FF	FR	Yds
Jan 12	GB	W	1/0	3	3	0	0.0	0.0	0	0	0	0	0	0
Jan 20	at Atl	W	1/0	0	0	0	0.0	0.0	0	0	0	0	0	0
Feb 3	Bal	L	1/0	0	0	0	0.0	0.0	0	0	0	0	0	0
<b>TOTALS</b>			<b>3/0</b>	<b>3</b>	<b>3</b>	<b>0</b>	<b>0.0</b>	<b>0.0</b>	<b>0</b>	<b>0</b>	<b>0</b>	<b>0</b>	<b>0</b>	<b>0</b>

2013														
Date	Opp	W/L	P/S	Tot	Sol	Ast	Sk	Yds	Int	Yds	PD	FF	FR	Yds
Sep 8	GB	W	1/0	0	0	0	0.0	0.0	0	0	0	0	0	0
Sep 15	at Sea	L	1/0	1	0	1	0.0	0.0	0	0	0	0	0	0
Sep 22	Ind	L	1/0	0	0	0	0.0	0.0	0	0	0	0	0	0
Sep 26	at StL	W	1/0	3	3	0	0.0	0.0	0	0	2	0	0	0
Oct 6	Hou	W	1/1	4	2	2	0.0	0.0	2	31	2	0	0	0
Oct 13	Arz	W	1/0	4	4	0	0.0	0.0	0	0	0	0	0	0
Oct 20	at Ten	W	1/0	2	2	0	0.0	0.0	1	10	2	0	0	0
Oct 27	at Jax	W	1/0	6	6	0	0.0	0.0	0	0	1	0	0	0
Nov 10	Car	L	1/0	2	2	0	0.0	0.0	1	41	1	0	0	0
Nov 17	at NO	L	1/0	1	1	0	0.0	0.0	0	0	1	0	0	0
Nov 25	at Was	W	1/1	4	3	1	0.0	0.0	0	0	0	0	0	0
Dec 1	StL	W	1/1	1	1	0	0.0	0.0	0	0	1	0	0	0
Dec 8	Sea	W	1/1	2	1	1	0.0	0.0	0	0	1	0	0	0
Dec 15	at TB	W	1/1	4	4	0	0.0	0.0	0	0	1	0	0	0
Dec 23	Atl	W	1/1	6	3	3	0.0	0.0	1	0	2	0	0	0
Dec 29	at Arz	W	1/1	4	4	0	0.0	0.0	0	0	1	0	0	0
<b>TOTALS</b>			<b>16/7</b>	<b>44</b>	<b>36</b>	<b>8</b>	<b>0.0</b>	<b>0.0</b>	<b>5</b>	<b>82</b>	<b>15</b>	<b>0</b>	<b>0</b>	<b>0</b>

2013 Postseason														
Date	Opp	W/L	P/S	Tot	Sol	Ast	Sk	Yds	Int	Yds	PD	FF	FR	Yds
Jan 5	at GB	W	1/1	3	3	0	0.0	0.0	0	0	0	0	0	0
Jan 12	at Car	W	1/1	4	3	1	0.0	0.0	0	0	0	0	0	0
Jan 19	at Sea	L	1/1	6	5	1	0.0	0.0	0	0	0	0	0	0
<b>TOTALS</b>			<b>3/3</b>	<b>13</b>	<b>11</b>	<b>2</b>	<b>0.0</b>	<b>0.0</b>	<b>0</b>	<b>0</b>	<b>0</b>	<b>0</b>	<b>0</b>	<b>0</b>





# AHMAD BROOKS

**LB**

**HT 6-3 WT 259 COLLEGE VIRGINIA**

BORN 3.14.84 // FAIRFAX, VA // C.D. HYLTON HS, WOODBRIDGE, VA  
9TH YEAR // ACQUIRED WAI. IN '08 - CIN.

Now a two-time All-Pro, Ahmad Brooks established himself as a full-time starter at outside linebacker in 2011 by working his way up the depth chart since joining the 49ers as a middle linebacker in 2008. He earned his first career Pro Bowl selection following the 2012 season, and followed it up with his second in 2014. In each of his last five seasons, he has tallied at least 5.0 sacks, and his 33.0 sacks as a 49er rank third most in franchise history among linebackers. During the 2013 postseason, Brooks recorded 4.5 sacks and is now tied for the second most career postseason sacks in franchise history with 6.5. Originally selected in the third round of the 2006 supplemental draft by the Cincinnati Bengals, Brooks joined the 49ers late in the 2008 season. After not dressing that season, he had a breakthrough year in 2009, when he registered 6.0 sacks and five forced fumbles, despite only playing in 14 games as a reserve. His five FFs also set a single-season team record among linebackers and ranked tied for second among NFL linebackers that year. Brooks followed up his solid '09 campaign by posting 5.0 sacks in 2010.



## // CAREER HIGHLIGHTS

- Registered a career-high 8.5 sacks in 2013.
- Set the 49ers record for most FFs by a LB in a single-season with 5 in 2009. The 5 FFs ranked t-2nd among all NFL LBs that year.

## // 2013 (SAN FRANCISCO)

- Brooks notched 9 tackles, 1.5 sacks and 1 PD at StL (9/26). Part of a defense that held the Rams offense to only 18 yds. rushing on 19 carries, the 7th best single-game defensive rushing performance in franchise history.
- Brooks tallied 3 tackles, 1 PD and added 1.0 sack at Ten. (10/20), giving him 3.5 sacks on the season and 30.0 for his career. He had registered the 3rd most sacks (28.0) by a LB in franchise history.
- Sacked Panthers QB Cam Newton 2.0 times, giving him 5.5 sacks on the season and 32.0 sacks for his career. He had registered 30.0 sacks since joining the 49ers in 2008.
- Picked off Saints QB Drew Brees for his first INT of the season, and returned it 22 yds., setting up a TD pass from QB Colin Kaepernick to TE Vernon Davis. He also added 4 tackles, 1.0 sack, 1 FF, 1 FR and 1 PD at NO (11/17). He had recorded 31.0 career sacks as a 49er, which ranked 9th in franchise history, moving past DE Roy Barker (30.0) and DE Jeff Stover (30.5).
- Registered 2.0 sacks on Redskins QB Robert Griffin III at Was. (11/25), marking his 2nd game of the season with 2.0+ sacks, and 5th of his career. He leads the team with a single-season career-high 8.5 sacks. It marked his 33rd sack as a member of the 49ers.
- Brooks sacked QB Aaron Rodgers 2.0 times and registered 1 FF at GB (1/5/14 - NFC-W), giving him 4.0 career postseason sacks and his first career postseason FF. This marked Brooks first multi-sack game in the postseason.
- Notched 2.5 sacks at Car. (1/12/14 - NFC-D), setting his postseason career-high. With 6.5 career postseason sacks, Brooks ranks t-2nd in franchise history for the most career postseason sacks. He also set a new personal postseason single-game high with 11 tackles.

### MOST CAREER POSTSEASON SACKS IN FRANCHISE HISTORY

Player	Sacks
1. Charles Haley (LB)	7
<b>2t. Ahmad Brooks (LB)</b>	<b>6.5</b>
Dwaine Board (DE)	6.5
Tim Harris (LB)	6.5
5. Fred Dean (DE)	6.0

## // TRANSACTIONS

Originally a 3rd-round selection in the 2006 supplemental draft by Cin. on 7/13/06...Waived by Cin. on 8/30/08...Claimed off waivers by SF on 8/31/08...Waived by SF on 11/29/08...Signed by SF on 12/2/08...As a restricted free agent, re-signed with SF on 4/2/10 through 2011...Signed a six-year contract extension through 2017 on 2/28/12.

## // AWARDS & HONORS:

- 2012:** AP Second-Team All-Pro, First-Team All-Pro by *Sports Illustrated's* Peter King, NFC Pro Bowl
- 2013:** AP Second-Team All-Pro, NFC Pro Bowl, PFWA All-NFC Team

## // GOLDMINE

- Brooks is no stranger to the NFL. His father, Perry Brooks, played in 92 games at DT for the Washington Redskins from 1978-84. Perry ran a barber shop since Ahmad was a freshman in college, which has been left to his family after he passed away.
- Last year, Brooks returned to Woodbridge, VA, where he attended high school at C.D. Hylton High School, and was inducted into their Hall of Fame.

**// 2012 (SAN FRANCISCO)**

- Set a single-season career-high with 6 PDs in 2012.
- Recorded his first sack of the season at GB (9/9), taking down QB Aaron Rodgers on the Packers final drive of the game.
- Forced a fumble on RB Toby Gerhart at Min. (9/23) in the 4th qtr.
- Recorded a sack in consecutive weeks after bringing down QB Mark Sanchez on 3rd-and-1 at NYJ (9/30) and taking down QB Ryan Fitzpatrick vs. Buf. (10/7).
- Brooks and the 49ers defense held Arz. (10/29) to just 7 yds. rushing, tying the fewest rushing yds. the 49ers have allowed in a single game in franchise history [7 at NO (10/1/72)], and the lowest rushing output allowed in any game during the entire 2012 NFL season.
- Tallied his 4th sack of the season at Arz. (10/29), taking down QB John Skelton in the 4th qtr.
- Registered 1 FF and a single-game career-high 3 PDs vs. StL (11/11).
- Picked off QB Drew Brees just before halftime at NO (11/25), and returned it 50 yds. for his first career TD. It marked Brooks first INT of the season and second of his career. Brooks also added 1.5 sacks at NO.
- Brought down Cardinals QB Brian Hoyer for 1.0 sack vs. Arz. (12/30), giving him 6.5 sacks on the season and 26.5 for his career.
- Brought down Ravens QB Joe Flacco for his first sack of the 2012 postseason vs. Bal. (2/3/13 - SB XLVII).

**// 2011 (SAN FRANCISCO)**

- Tallied career highs in tackles (59), sacks (7) and PDs (3).
- Netted his 2nd sack of the year and 16th of his career at Det. (10/16) after pulling down Lions QB Matthew Stafford on a 3rd-down for a 7-yd. loss in the 2nd qtr.
- Recorded 2.0 sacks and caused 1 FF on QB Colt McCoy vs. Cle. (10/30), marking his third career multi-sack game.
- Tallied his 5th sack of the season at Was. (11/6), which marked the first time he registered a sack in 3 consecutive games.
- Posted his career-high 7th sack of the season after taking down QB Kellen Clemens at StL (1/1).
- In the 4th qtr., took down Saints QB Drew Brees for a 7-yd. loss vs. NO (1/14/12 - NFC-D).

**// 2010 (SAN FRANCISCO)**

- In his first action since suffering a lacerated kidney in training camp, brought down Saints QB Drew Brees vs. NO (9/20).
- In his first start as a 49er, brought down QB Aaron Rodgers twice on the day at GB (12/5). It marked Brooks first multi-sack game of the season and 2nd of his career [3.0 sacks vs. Arz. (12/14/09)].
- Brought down QB Richard Bartel on the final series of the game vs. Arz. (1/2) for his 5th sack of the season. Also registered his first career INT, picking off Cardinals QB John Skelton and returning it 32 yds. to the Cardinals 8-yd. line, setting up a 6-yd. TD run by RB Brian Westbrook.

**// 2009 (SAN FRANCISCO)**

- Appeared in 14 games, registering 23 tackles while notching career-highs in both sacks (6.0) and FFs (5). Also added 8 special teams tackles.
- Made his 49ers debut at Min. (9/27) after recovering from a knee injury and registered 3 tackles.
- Notched his first sack of the season (QB Matt Schaub) at Hou. (10/25).
- Set single-game career-highs in sacks (3.0 - QB Kurt Warner) and FFs (2) vs. Arz. (12/14). It marked the first time a 49er registered 3 sacks in a game since DT Bryant Young at StL (9/16/07).
- Registered a sack and 2 FFs vs. Det. (12/27).

**// 2008 (SAN FRANCISCO)**

- Inactive for the first 13 games of the season before being waived (11/29) and re-signed (12/2) by SF. Was inactive for 3 more contests and did not play at Mia. (12/14).

**// 2007 (CINCINNATI)**

- Saw action in 2 games, totaling 8 tackles, 1.0 sack and 1 FF before suffering a season-ending groin injury in Week 2. Was inactive Games 3-8 due to injury and eventually placed on IR (11/7).
- Tallied 8 tackles, 1.0 sack and 1 FF vs. Bal. (9/10).
- Suffered groin injury in 1st qtr. at Cle. (9/16).

**// 2006 (CINCINNATI)**

- Started in place of an injured LB Brian Simmons in Week 6 and 7. When Simmons returned to starting lineup for Week 8, Brooks remained at MLB with Simmons moving to OLB.
- Made NFL debut at Pit. (9/24).
- Led team with 14 tackles at TB (10/15), followed by a team-leading 8 stops vs. Car. (10/22) to go along with his first career sack.

**// COLLEGE**

Played 3 seasons at Virginia before entering NFL following his junior season. Saw action in only 6 games in 2005, missing remainder of campaign due to injuries. Played in 12 games as a sophomore and earned All-America honors with a team-high 90 tackles, including 8 sacks. Was one of three 2004 finalists for the Butkus Award. Led team with 117 tackles as a freshman.

**// PERSONAL**

- Has a daughter, Natalia.
- Attended C.D. Hylton (Woodbridge, VA) HS, where he helped his team to state titles in 1999 and 2000, and the semi-finals in 2001.
- Named *USA Today's* National Defensive Player of the Year as a senior after posting 207 tackles. Also rushed for 848 yds. and 10 TDs, averaging 12.6 yds. per carry.
- Played at Hargrave (VA) Military Academy in 2002.
- His mom, Vergie, has worked at a medical laboratory for 20+ years and was the valedictorian of her high school. His father, Perry, was a defensive lineman for the Washington Redskins. He passed away during the 2010 offseason.
- The youngest of three children, he has one sister, Krsunthia, and one brother, Perry Jr.
- Born Ahmad Brooks (3/14/84) in Fairfax, VA.

**// INJURY REPORT**

**2006:** Missed the first 2 games of the regular season [at KC (9/10) and vs. Cle. (9/17)] with a neck injury; Inactive at NO (11/19) with a groin injury.

**2007:** Suffered a season-ending groin injury at Cle. (9/16) and was inactive for 6 weeks [at Sea. (9/23), vs. NE (10/1), at KC (10/14), vs. NYJ (10/21), vs. Pit. (10/28) and at Buf. (11/4)] before being placed on Injured Reserve on 11/7.

**2009:** Inactive for the first 2 games of the regular season [at Arz. (9/13) and vs. Sea. (9/20)] with a knee injury suffered in training camp.

**2010:** Missed the first game of the regular season, at Sea. (9/12) with a kidney injury sustained during training camp.

**BROOKS' CAREER STATISTICS**

YEAR	TEAM	GP	GS	TACKLES					INTERCEPTIONS					FUMBLES		
				TOT	SOL	AST	SACKS	YDS	INT	YDS	LG	TD	PD	FF	FR	YDS
2006	CIN	11	5	46	29	17	1.0	6.0	0	0	–	0	2	0	0	0
2007	CIN	2	2	8	6	2	1.0	7.0	0	0	–	0	0	1	0	0
2008	SF	0	0	0	0	0	0.0	0.0	0	0	–	0	0	0	0	0
2009	SF	14	0	23	18	5	6.0	33.0	0	0	–	0	2	5	0	0
2010	SF	15	1	33	27	6	5.0	33.0	1	32	32	0	2	0	0	0
2011	SF	16	16	59	41	18	7.0	44.0	0	0	–	0	3	1	0	0
2012	SF	16	16	74	50	24	6.5	49.5	1	50	50t	1	6	2	0	0
2013	SF	16	16	74	60	14	8.5	72.5	1	22	22	0	7	1	1	0
<b>TOTALS</b>		<b>90</b>	<b>56</b>	<b>317</b>	<b>231</b>	<b>86</b>	<b>35.0</b>	<b>245.0</b>	<b>3</b>	<b>104</b>	<b>50t</b>	<b>1</b>	<b>22</b>	<b>10</b>	<b>1</b>	<b>0</b>

**PLAYOFFS**

YEAR	TEAM	GP	GS	TACKLES					INTERCEPTIONS					FUMBLES		
				TOT	SOL	AST	SACKS	YDS	INT	YDS	LG	TD	PD	FF	FR	YDS
2011	SF	2	2	9	4	5	1.0	7.0	0	0	–	0	1	0	0	0
2012	SF	3	3	11	8	3	1.0	8.0	0	0	–	0	2	0	0	0
2013	SF	3	3	25	18	7	4.5	21.0	0	0	–	0	0	1	0	0
<b>TOTALS</b>		<b>8</b>	<b>8</b>	<b>45</b>	<b>30</b>	<b>15</b>	<b>6.5</b>	<b>36.0</b>	<b>0</b>	<b>0</b>	<b>–</b>	<b>0</b>	<b>3</b>	<b>1</b>	<b>0</b>	<b>0</b>

**Additional Statistics:**

**Special Teams Tackles:** – 9: 2010 (9)

**Milestones:**

**NFL Debut:** at Pit. (9/24/06); **First Start:** at TB (10/15/06); **First Sack:** vs. Car. (10/22/06 – QB Jake Delhomme); **First FF:** vs. Bal. (9/10/07 – QB Steve McNair); **First FR:** at NO (11/17/13 – own recovery); **First INT:** vs. Arz. (1/2/11 – QB John Skelton); **First INT Returned for a TD:** at NO (11/25/12 – QB Drew Brees)

**BROOKS' CAREER HIGHS**

**Total Tackles:** 14 at TB (10/15/06); Postseason – 11 at Car. (1/12/14)  
**Solo:** 10 at TB (10/15/06); Postseason – 8 (2 times) Last at Car. (1/12/14)  
**Assists:** 5 vs. Pit. (12/19/11); Postseason – 4 vs. NYG (1/22/12)  
**Interception:** 1 (3 times) Last at NO (11/17/13)  
**Interception Returns For TD:** 1 at NO (11/17/13)

**Sacks:** Regular Season – 3.0 vs. Arz. (12/14/09); Postseason – 2.5 at Car. (1/12/14)  
**Passes Defensed:** 3 vs. StL (11/11/12); Postseason – 2 at Atl. (1/20/13)  
**Forced Fumbles:** 2 (2 times) Last vs. Det. (12/27/09); Postseason – 1 at GB (1/5/14)  
**Fumble Recoveries:** 1 at NO (11/17/13)



**BROOKS' GAME-BY-GAME**

**2012 (San Francisco)**

Date	Opp	W/L	P/S	Tot	Sol	Ast	Sk	Yds	Int	Yds	PD	FF	FR	Yds
Sep 9	at GB	W	1/1	4	2	2	1.0	7.0	0	0	0	0	0	0
Sep 16	Det	W	1/1	2	1	1	0.0	0.0	0	0	1	0	0	0
Sep 23	at Min	L	1/1	10	9	1	0.0	0.0	0	0	0	1	0	0
Sep 30	at NYJ	W	1/1	3	2	1	1.0	6.0	0	0	0	0	0	0
Oct 7	Buf	W	1/1	3	2	1	1.0	11.0	0	0	0	0	0	0
Oct 14	NYG	L	1/1	3	1	2	0.0	0.0	0	0	0	0	0	0
Oct 18	Sea	W	1/1	3	3	0	0.0	0.0	0	0	0	0	0	0
Oct 29	at Arz	W	1/1	5	2	3	1.0	5.0	0	0	0	0	0	0
Nov 11	StL	T	1/1	8	6	2	0.0	0.0	0	0	3	1	0	0
Nov 19	Chi	W	1/1	4	3	1	0.0	0.0	0	0	0	0	0	0
Nov 25	at NO	W	1/1	9	5	4	1.5	11.5	1	50	1	0	0	0
Dec 2	at StL	L	1/1	6	4	2	0.0	0.0	0	0	1	0	0	0
Dec 9	Mia	W	1/1	4	3	1	0.0	0.0	0	0	0	0	0	0
Dec 16	at NE	W	1/1	1	1	0	0.0	0.0	0	0	0	0	0	0
Dec 23	at Sea	L	1/1	6	3	3	0.0	0.0	0	0	0	0	0	0
Dec 30	Arz	W	1/1	3	3	0	1.0	9.0	0	0	0	0	0	0
<b>TOTALS</b>				<b>16/16</b>	<b>74</b>	<b>50</b>	<b>24</b>	<b>6.5</b>	<b>49.5</b>	<b>1</b>	<b>50</b>	<b>6</b>	<b>2</b>	<b>0</b>

**2013 (San Francisco)**

Date	Opp	W/L	P/S	Tot	Sol	Ast	Sk	Yds	Int	Yds	PD	FF	FR	Yds
Sep 8	GB	W	1/1	2	1	1	0.0	0.0	0	0	1	0	0	0
Sep 15	at Sea	L	1/1	12	9	3	1.0	8.0	0	0	0	0	0	0
Sep 22	Ind	L	1/1	8	8	0	0.0	0.0	0	0	0	0	0	0
Sep 26	at StL	W	1/1	9	7	2	1.5	2.5	0	0	1	0	0	0
Oct 6	Hou	W	1/1	2	2	0	0.0	0.0	0	0	0	0	0	0
Oct 13	Arz	W	1/1	2	2	0	0.0	0.0	0	0	0	0	0	0
Oct 20	at Ten	W	1/1	3	3	0	1.0	9.0	0	0	1	0	0	0
Oct 27	at Jax	W	1/1	4	3	1	0.0	0.0	0	0	0	0	0	0
Nov 10	Car	L	1/1	6	6	0	2.0	20.0	0	0	1	0	0	0
Nov 17	at NO	L	1/1	4	3	1	1.0	10.0	1	22	1	1	1	0
Nov 25	at Was	W	1/1	6	5	1	2.0	23.0	0	0	1	0	0	0
Dec 1	StL	W	1/1	0	0	0	0.0	0.0	0	0	0	0	0	0
Dec 8	Sea	W	1/1	7	5	2	0.0	0.0	0	0	1	0	0	0
Dec 15	at TB	W	1/1	3	2	1	0.0	0.0	0	0	0	0	0	0
Dec 23	Atl	W	1/1	3	1	2	0.0	0.0	0	0	0	0	0	0
Dec 29	at Arz	W	1/1	3	3	0	0.0	0.0	0	0	0	0	0	0
<b>TOTALS</b>				<b>16/16</b>	<b>74</b>	<b>60</b>	<b>14</b>	<b>8.5</b>	<b>72.5</b>	<b>1</b>	<b>22</b>	<b>7</b>	<b>1</b>	<b>1</b>

**2012 Postseason (San Francisco)**

Date	Opp	W/L	P/S	Tot	Sol	Ast	Sk	Yds	Int	Yds	PD	FF	FR	Yds
Jan 12	GB	W	1/1	4	2	2	0.0	0.0	0	0	0	0	0	0
Jan 20	at Atl	W	1/1	1	0	1	0.0	0.0	0	0	2	0	0	0
Feb 3	Bal	L	1/1	6	6	0	1.0	8.0	0	0	0	0	0	0
<b>TOTALS</b>				<b>3/3</b>	<b>11</b>	<b>8</b>	<b>3</b>	<b>1.0</b>	<b>8.0</b>	<b>0</b>	<b>0</b>	<b>2</b>	<b>0</b>	<b>0</b>

**2013 Postseason (San Francisco)**

Date	Opp	W/L	P/S	Tot	Sol	Ast	Sk	Yds	Int	Yds	PD	FF	FR	Yds
Jan 5	at GB	W	1/1	9	8	1	2.0	10.0	0	0	0	1	0	0
Jan 12	at Car	W	1/1	11	8	3	2.5	11.0	0	0	0	0	0	0
Jan 19	at Sea	L	1/1	5	2	3	0.0	0.0	0	0	0	0	0	0
<b>TOTALS</b>				<b>3/3</b>	<b>25</b>	<b>18</b>	<b>7</b>	<b>4.5</b>	<b>21.0</b>	<b>0</b>	<b>0</b>	<b>0</b>	<b>1</b>	<b>0</b>



# CARTER BYKOWSKI

T

HT 6-7

WT 306

COLLEGE IOWA STATE

BORN 7.25.90 // EDEN PRAIRIE, MN // EDEN PRAIRIE HS, EDEN PRAIRIE, MN  
1ST YEAR // ACQUIRED D-7B IN '13

Bykowski spent his rookie season of 2013 on the 49ers practice squad. A versatile offensive lineman, Bykowski gained experience at both tackle positions while at Iowa State University. He was named to the Big 12 Commissioner's Honor Roll in 2011, was Second-Team Academic All-Big 12 in 2010 and a Scholar Athlete in both 2011 and 2012.

## // TRANSACTIONS

Originally the second of three 7th-round (246th overall) draft choices by SF in 2013...Waived by SF on 8/31/13...Signed to SF practice squad on 9/2/13...Signed to Reserve/Future contract by SF on 1/21/14.

## // GOLDMINE

- When Bykowski was drafted by the 49ers, he knew the San Francisco offensive line had won the Madden Most Valuable Protectors Award in 2012. The unit used the same five starters all season, with each player being selected to the Pro Bowl. Working with the unit is Bykowski's driving motivation. "Everyone at this level wants to be the best. Every day I come here, I'm trying to emulate them, trying to be like them and eventually become the best at my craft," he said. "At this level everyone has that same mentality, it's even more intense. You can see it just walking into the building. It's a different atmosphere and it's really cool to be a part of."
- Growing up in Minnesota, Carter took up outdoor activities such as fishing, biking, hiking as well as bowling and playing pool. "We grew up with a lake near the house, fishing all the time," he said. "I was raised to stay outside until sundown. It was a great experience growing up with two older brothers. We were always playing sports in the backyard."

## // COLLEGE

Played in 45 games (18 starts) for the Cyclones. Started his collegiate career as a tight end before transitioning to the offensive line. As a senior, started all 13 games on the offensive line. In 2011, played in 13 games (4 starts) and was named to the Big 12 Commissioner's Honor Roll. As a sophomore, played in 8 games and was selected Second-Team Academic All-Big 12. Redshirted in 2009 as he transitioned from tight end. As a freshman, played in 10 games and had 3 receptions for 21 yds.

## // PERSONAL

- Attended Eden Prairie (MN) HS.
- As a senior, notched 11 receptions for 194 yds. and 9 TDs, as he helped lead his team to the Minnesota State Championship.
- Member of the National Honor Society.
- Born Carter Bykowski (7/25/90) in Eden Prairie, MN.



# D.J. CAMPBELL

S

HT 6-0

WT 213

COLLEGE CALIFORNIA

BORN 7.24.89 // NORTH LAS VEGAS, NV // CHEYENNE HS, NORTH LAS VEGAS, NV  
3RD YEAR // ACQUIRED FA IN '14

D.J. Campbell joins the 49ers for his third season in the NFL after spending the majority of the 2013 season with the Miami Dolphins. Originally a seventh-round (216th overall) draft choice of the Carolina Panthers in the 2012 NFL Draft, Campbell appeared in five games (four starts) and tallied 17 tackles during his rookie season. Earning All-Pac-12 Honorable Mention as a senior for the Cal Golden Bears, Campbell started all 13 games, totaling 71 tackles, two interceptions, one forced fumble and two fumble recoveries.

## // TRANSACTIONS

Originally a 7th-round (216th overall) draft choice by Car. in 2012... Released by Car. on 9/9/13...Signed to Mia. practice squad on 10/7/13...Promoted to Mia. active roster on 11/11/13...Waived by Mia. on 11/25/13...Signed to Mia. practice squad on 11/27/13...Promoted to Mia. active roster on 11/30/13...Released by Mia. on 12/16/13... Signed a Reserve/Future contract with SF on 1/1/14.

## // GOLDMINE

- An extremely athletic safety, Campbell put on a show at Cal's 2012 Pro Day. He recorded 22 bench press reps of 225 pounds, which would have tied for 1st among safeties at the 2012 NFL Combine. He also recorded a 4.51 40-yard dash and 38-inch vertical leap that would have ranked 2nd among safeties, and a 10' 7" broad jump that would have finished t-2nd.
- Campbell believes he is where he is today because of his ability to stay focused on football even when he's not on the field. "A lot of people tend to lose focus and lose sight of the goal they're trying to reach, which is making it into the NFL. So I tried to stay focused and surround myself with the people who had the same common goal. Things like constantly eating right, getting my rest, not going out much, getting treatment, keeping my mind fresh and my body right."

## // 2013 (CAROLINA/MIAMI)

- Was with Car. for one game before being released on 9/9. He was then signed to the Mia. practice squad and promoted to the active roster on 11/11. He played in 4 games for the Dolphins, registering 3 tackles.

## // 2012 (CAROLINA)

- Played in 5 games (4 starts), totaling 17 tackles and 1 PD.
- Made NFL debut at KC (12/2).
- Made first career NFL start vs. Atl. (12/9), and notched a single-game career-high 7 tackles against the Falcons.

## // COLLEGE

Played in 46 games (14 starts) during his collegiate career as a Golden Bear, registering 110 tackles, 2.0 sacks, 2 INTs, 4.5 TFLs, 1 FF, 4 FRs and 7 PDs. In 2011, earned Honorable Mention All-Pac-12 after starting all 13 games and registering 71 tackles, 2 INTs, 2.5 TFLs, 1 FF, 2 FRs and 5 PDs. As a junior, played in all 12 games and tallied 21 tackles, 2.0 sacks, 2 TFLs and 2 PDs. Played in 12 games, totaling 14 tackles and 2 FRs in 2009. In 2008, appeared in 11 games and recorded 4 tackles. Was selected as Scout Team Player of the Year on defense during his redshirt season in 2007.

## // PERSONAL

- Attended Cheyenne (North Las Vegas, NV) HS and was named a two-time first-team all-state selection as well as a two-time All-Sunset Northwest League pick.
- *Rivals.com* listed him as the #3 prospect in Nevada and #58 prospect among all players classified as "athletes" in the nation.
- As a senior, recorded 61 tackles, 8 INTs including 4 returned for TDs, 2 FFs and 3 FRs.
- Born Darion Lamar Campbell Jr. (7/24/89) in North Las Vegas, NV.
- Majored in social welfare.

**CAMPBELL'S CAREER STATISTICS**

YEAR	TEAM	GP	GS	TACKLES				YDS	INT	YDS	INTERCEPTIONS		PD	FUMBLES		
				TOT	SOL	AST	SACKS				LG	TD		FF	FR	YDS
2012	CAR	5	4	17	9	8	0.0	0.0	0	0	-	0	1	0	0	0
2013	CAR/MIA	4	0	3	3	0	0.0	0.0	0	0	-	0	0	0	0	0
<b>TOTALS</b>		<b>9</b>	<b>4</b>	<b>20</b>	<b>12</b>	<b>8</b>	<b>0.0</b>	<b>0.0</b>	<b>0</b>	<b>0</b>	<b>-</b>	<b>0</b>	<b>1</b>	<b>0</b>	<b>0</b>	<b>0</b>

**Additional Statistics:**

**Special Teams Statistics:** Regular Season – 1: 2012 (1)

**Milestones:**

**NFL Debut:** at KC (9/2/12); **First Start:** vs. Atl. (12/9/12)

**CAMPBELL'S CAREER HIGHS**

**Total Tackles:** Regular Season – 7 vs. Atl. (12/9/12)

**Assists:** 4 vs. Atl. (12/9/12)

**Solo:** Regular Season – 3 vs. Atl. (12/9/12)

**Passes Defensed:** 1 at SD (12/16/12)

**CAMPBELL'S GAME-BY-GAME**


**2012 (Carolina)**

Date	Opp	W/L	P/S	Tot	Sol	Ast	Sk	Yds	Int	Yds	PD	FF	FR	Yds
Sep 9	at TB	L	-	-	-	-	-	-	-	-	-	-	-	-
Sep 16	NO	W	-	-	-	-	-	-	-	-	-	-	-	-
Sep 20	NYG	L	-	-	-	-	-	-	-	-	-	-	-	-
Sep 30	at Atl	L	-	-	-	-	-	-	-	-	-	-	-	-
Oct 7	Sea	L	-	-	-	-	-	-	-	-	-	-	-	-
Oct 21	Dal	L	-	-	-	-	-	-	-	-	-	-	-	-
Oct 28	at Chi	L	-	-	-	-	-	-	-	-	-	-	-	-
Nov 4	at Was	W	-	-	-	-	-	-	-	-	-	-	-	-
Nov 11	Den	L	-	-	-	-	-	-	-	-	-	-	-	-
Nov 18	TB	L	-	-	-	-	-	-	-	-	-	-	-	-
Nov 26	at Phi	W	-	-	-	-	-	-	-	-	-	-	-	-
Dec 2	at KC	L	1/0	1	0	1	0.0	0.0	0	0	0	0	0	0
Dec 9	Atl	W	1/1	7	3	4	0.0	0.0	0	0	0	0	0	0
Dec 16	at SD	W	1/1	3	2	1	0.0	0.0	0	0	1	0	0	0
Dec 23	Oak	W	1/1	2	2	0	0.0	0.0	0	0	0	0	0	0
Dec 30	at NO	W	1/1	4	2	2	0.0	0.0	0	0	0	0	0	0
<b>TOTALS</b>			<b>5/4</b>	<b>17</b>	<b>9</b>	<b>8</b>	<b>0.0</b>	<b>0.0</b>	<b>0</b>	<b>0</b>	<b>1</b>	<b>0</b>	<b>0</b>	<b>0</b>

**2013 (Carolina/Miami)**

Date	Opp	W/L	P/S	Tot	Sol	Ast	Sk	Yds	Int	Yds	PD	FF	FR	Yds
Sep 8	Sea	L	-	-	-	-	-	-	-	-	-	-	-	-
<b>RELEASED BY CAR ON 9/9</b>														
<b>SIGNED TO MIA PRACTICE SQUAD ON 10/7</b>														
Oct 6	Bal	L	-	-	-	-	-	-	-	-	-	-	-	-
Oct 20	Buf	L	-	-	-	-	-	-	-	-	-	-	-	-
Oct 27	at NE	L	-	-	-	-	-	-	-	-	-	-	-	-
Oct 31	Cin	W	-	-	-	-	-	-	-	-	-	-	-	-
Oct 21	Dal	L	-	-	-	-	-	-	-	-	-	-	-	-
<b>PROMOTED TO MIA ACTIVE ROSTER ON 11/11</b>														
Nov 11	at TB	L	1/0	2	2	0	0.0	0.0	0	0	0	0	0	0
Nov 17	SD	W	1/0	0	0	0	0.0	0.0	0	0	0	0	0	0
Nov 24	Car	L	1/0	1	1	0	0.0	0.0	0	0	0	0	0	0
<b>RELEASED BY MIA ON 11/25</b>														
<b>SIGNED TO MIA PRACTICE SQUAD ON 11/27</b>														
<b>PROMOTED TO MIA ACTIVE ROSTER ON 11/30</b>														
Dec 1	at NYJ	W	1/0	0	0	0	0.0	0.0	0	0	0	0	0	0
Dec 8	at Pit	W	-	-	-	-	-	-	-	-	-	-	-	-
Dec 15	NE	W	-	-	-	-	-	-	-	-	-	-	-	-
<b>RELEASED BY MIA ON 12/16</b>														
<b>TOTALS</b>			<b>4/0</b>	<b>3</b>	<b>3</b>	<b>0</b>	<b>0.0</b>	<b>0.0</b>	<b>0</b>	<b>0</b>	<b>0</b>	<b>0</b>	<b>0</b>	<b>0</b>





# TANK CARRADINE

DT

HT 6-4

WT 295

COLLEGE FLORIDA STATE

BORN 2.18.90 // CINCINNATI, OH // TAFT HS, CINCINNATI, OH  
2ND YEAR // ACQUIRED D-2A IN '13

Nicknamed "Tank" at a young age by his mother, Carradine spent his rookie season recovering from a knee injury suffered during his final season at Florida State. A Third-Team All-American and consensus First-Team All-ACC selection as a senior, he helped lead a Seminoles defense that ranked second in total defense and third in rush defense in 2012. Prior to enrolling at Florida State, Carradine earned Region VI Defensive Player of the Year honors at Butler Community College (KS) in 2010.

## // TRANSACTIONS

Originally the first of two 2nd-round (40th overall) draft choices by SF in 2013...Placed on the Reserve/Non-Football Injury List on 8/27/13...Activated from the Reserve/NFI List on 10/29/13...Placed on Injured Reserve on 12/10/13.

## // GOLDMINE

- Born Cornellius Carradine, he was given the nickname "Tank" from his mom. He always used to have a little toy army tank with him. "I could never go anywhere without that army tank," he said. "I just had to have it with me, and I used to always push people over, try to run over people." His mom still has the original toy tank.
- Carradine grew up in a rough neighborhood in Cincinnati, where many of the people he knew got into bad situations with drugs and violence. He grew up without much money and his family struggled to put food on the table. Through it all, he learned to walk the other way. "I saw how certain situations can end up. Talking to the older people and coaches, they told me to do the right thing," he said. "Good things happen when you try to do the right things. That was the biggest thing I learned." Football was the biggest opportunity which propelled Carradine out of the area, receiving a college scholarship and earning a degree in sociology from Florida State. "People kept telling me, 'Man, I wish I had that opportunity to play this sport.' I'd seen my opportunity and knew the chances I had, knew what I would be doing if I didn't accomplish these goals. That's why I thrive on football. I give it all I've got and I try to play every play like it's my last. I respect this game because of what this game has gotten me through. I take advantage of it by doing the right thing, being a positive player and being good to my teammates and for the organization."
- After going through a rough childhood, Carradine has a passion for telling his story to kids. He volunteers his time at charity foundations and football camps. "If kids can hear the importance of doing the right thing, if I can help them succeed in life, if they can get it when they're young, they'll live up to those things instead of trying to get knowledge as they got older," he said. "Then it might be too late, because they've already been on their own in certain situations."
- Carradine loves animals and has a large collection of exotic pets, including snakes, lizards, ferrets, a monkey, a bird, piranhas and a shark. "I could see myself doing animal research working in a zoo," he said.

## // GOLDMINE (CONTINUED)

- Just prior to entering high school, Carradine, a Cincinnati native, frequented Bengals games every chance he could. "At the time, I was playing Pee-Wee football and I was also a big fan of Justin Smith. I remember many of the players, including Justin, came and painted our youth center, so I got a chance to meet him." Carradine continued, "He was my favorite player, first-round draft pick. It's crazy that I'm playing with him now. I always wanted to talk football with him and ask him questions, but I never had the chance to. Now that I'm on the same team as him, I can ask him anything I want. I'm always asking him about how to identify run or pass, tips that the offensive line give away, things like that." Carradine also believes he can help him learn a great deal about how to make the transition from a speed-rushing defensive end to a power-rushing defensive tackle, a change that Justin Smith had to make earlier in his career as well.

## // 2013

- Placed on the Reserve/NFI List on 8/27.
- Activated from the Reserve/NFI List on 10/29.
- Placed on the Injured Reserve List on 12/10.

## // COLLEGE

Began collegiate career at Butler Community College (KS) before enrolling at Florida State. Played in 47 career games (33 starts), registering 317 tackles, 42.5 sacks, 71 TFLs, 6 FFs and 7 FRs. As a Seminole, appeared in 25 games (11 starts) and recorded 118 tackles, 16.5 sacks, 21 TFLs, 1 FF and 1 FR. As a senior, earned Third-Team All-America honors from The NFL Draft Report and was a consensus First-Team All-ACC selection. Played in 12 games (11 starts) and tallied 80 tackles, 11.0 sacks, 13 TFLs, 1 FF and 1 FR. In 2011, played in all 13 games and notched 38 tackles, 5.5 sacks and 8 TFLs. In 2 seasons at Butler Community College, started all 22 games and amassed 199 tackles, 26.0 sacks, 50 TFLs, 5 FFs and 6 FRs. In 2010, earned First-Team NJCAA All-America, All-Kansas Jayhawk Community College Conference and All-Region VI honors and was named Region VI Defensive Player of the Year. Started all 11 games and led the junior college ranks with 16.0 sacks, while leading the team with 109 tackles. Also notched 2 FFs and 4 FRs, returning one 39 yds. for a TD. As a freshman, started all 11 games and registered a team-high 90 tackles and added 10.0 sacks, 3 FFs and 2 FRs.

## // PERSONAL

- In 2011, was selected as the co-recipient, along with Nigel Bradham, of the Bill McGrotha Humanitarian Award, given for excellence in the classroom.
- Attended Taft (Cincinnati, OH) HS and was regarded as one of the top prospects in the Midwest.
- Born Cornellius Carradine (2/18/90) in Cincinnati, OH.
- Graduated with a degree in sociology.

**// INJURY REPORT**

**2013:** Placed on Injured Reserve on 12/10 with a knee injury.

**CARRADINE'S CAREER STATISTICS**

YEAR	TEAM	GP	GS	TACKLES				YDS	INT	YDS	INTERCEPTIONS			FUMBLES		
				TOT	SOL	AST	SACKS				LG	TD	PD	FF	FR	YDS
2013	SF	0	0	0	0	0	0.0	0.0	0	0	-	0	0	0	0	0
<b>TOTALS</b>		<b>0</b>	<b>0</b>	<b>0</b>	<b>0</b>	<b>0</b>	<b>0.0</b>	<b>0.0</b>	<b>0</b>	<b>0</b>	<b>-</b>	<b>0</b>	<b>0</b>	<b>0</b>	<b>0</b>	<b>0</b>

**PLAYOFFS**

YEAR	TEAM	GP	GS	TACKLES				YDS	INT	YDS	INTERCEPTIONS			FUMBLES		
				TOT	SOL	AST	SACKS				LG	TD	PD	FF	FR	YDS
2013	SF	0	0	0	0	0	0.0	0.0	0	0	-	0	0	0	0	0
<b>TOTALS</b>		<b>0</b>	<b>0</b>	<b>0</b>	<b>0</b>	<b>0</b>	<b>0.0</b>	<b>0.0</b>	<b>0</b>	<b>0</b>	<b>-</b>	<b>0</b>	<b>0</b>	<b>0</b>	<b>0</b>	<b>0</b>

**CARRADINE'S GAME-BY-GAME**

**2013**

Date	Opp	W/L	P/S	Tot	Sol	Ast	Sk	Yds	Int	Yds	PD	FF	FR	Yds
Sep 8	GB	W	-	-	-	-	RESERVE/NFI	-	-	-	-	-	-	-
Sep 15	at Sea	L	-	-	-	-	RESERVE/NFI	-	-	-	-	-	-	-
Sep 22	Ind	L	-	-	-	-	RESERVE/NFI	-	-	-	-	-	-	-
Sep 26	at StL	W	-	-	-	-	RESERVE/NFI	-	-	-	-	-	-	-
Oct 6	Hou	W	-	-	-	-	RESERVE/NFI	-	-	-	-	-	-	-
Oct 13	Arz	W	-	-	-	-	RESERVE/NFI	-	-	-	-	-	-	-
Oct 20	at Ten	W	-	-	-	-	RESERVE/NFI	-	-	-	-	-	-	-
Oct 27	at Jax	W	-	-	-	-	RESERVE/NFI	-	-	-	-	-	-	-
Nov 10	Car	L	-	-	-	-	INACTIVE	-	-	-	-	-	-	-
Nov 17	at NO	L	-	-	-	-	INACTIVE	-	-	-	-	-	-	-
Nov 25	at Was	W	-	-	-	-	INACTIVE	-	-	-	-	-	-	-
Dec 1	StL	W	-	-	-	-	INACTIVE	-	-	-	-	-	-	-
Dec 8	Sea	W	-	-	-	-	INACTIVE	-	-	-	-	-	-	-
<b>PLACED ON INJURED RESERVE ON 12/10 (Knee)</b>														
<b>TOTALS</b>				<b>0/0</b>	<b>0</b>	<b>0</b>	<b>0</b>	<b>0.0</b>	<b>0.0</b>	<b>0</b>	<b>0</b>	<b>0</b>	<b>0</b>	<b>0</b>



# DEREK CARRIER

TE

HT 6-4

WT 241

COLLEGE BELOIT

BORN 7.25.90 // EDGERTON, WI // EDGERTON HS, EDGERTON, WI  
2ND YEAR // ACQUIRED FA IN '13

Derek Carrier, a small-school tight end out of Beloit College in Wisconsin, made his NFL debut with the 49ers at NO (11/17/13). The Edgerton, WI, native joined San Francisco after spending the entire 2012 regular season on the Philadelphia Eagles practice squad. At Beloit College, Carrier set school records for career receptions (189), yards (3,111) and receiving touchdowns (29) while playing wide receiver for the Buccaneers. He earned All-Midwest Conference honors twice and was named the Wisconsin Football Coaches Association Private College Player of the Year as a senior.

## // TRANSACTIONS

Originally signed as an undrafted free agent by Oak. on 5/11/12... Released by Oak. on 8/31/12...Signed to Phi. practice squad on 9/11/12...Promoted to Phi. active roster on 12/31/12...Released by Phi. on 8/25/13...Signed to SF practice squad on 9/3/13...Promoted to SF active roster on 11/16/13.

## // GOLDMINE

- Spent a summer at Beloit College interning with the Chicago Bulls' strength and conditioning department, with aspirations of one day working in physical therapy. Members of the Bulls training staff wrote him a physical training program, which he followed astutely.
- Carrier chose to attend Beloit College in large part because of their willingness to let him be a two-sport athlete. In addition to football, he made 21 starts for the basketball team and averaged 8.3 points per game. He reluctantly gave up his hoop dream when he began attracting attention from NFL scouts.

## // 2013 (SAN FRANCISCO)

- Made his NFL debut at NO (11/17).

## // 2012 (PHILADELPHIA)

- Signed to the Phi. practice squad on 9/11, where he spent the entire regular season with the Eagles.

## // COLLEGE

Played in 39 games for the Buccaneers, earning All-Midwest Conference honors twice and was named the Wisconsin Football Coaches Association Private College Player of the Year as a WR following his senior season. In 39 career games, he set school records with 189 receipts. for 3,111 yds. and 29 TDs. He also added 7 carries for 42 yds. and 2 TDs. As senior, played in 10 games and notched 75 receipts. for 1,250 yds. and 12 TDs. He added 6 carries for 39 yds. and 2 TDs. As a junior, he played in 10 games and tallied 64 receipts. for 1,044 yds. and 12 TDs, which broke the single-season school rec. TD record. In 2009, he played in 10 games and totaled 34 receipts. for 600 yds. and 4 TDs. As a freshman, he played in 9 games and recorded 16 receipts. for 217 yds. and 1 TD.

## // PERSONAL

- Attended Edgerton (WI) HS.
- Played two years of basketball at Beloit College, starting in 21 games and averaged 8.3 ppg.
- Named to the Beloit College dean's list six straight semesters.
- Majored in health and society.

**CARRIER'S CAREER STATISTICS**

YEAR	TEAM	GP	GS	NO	RECEIVING				ATT	RUSHING			
					YDS	AVG	LG	TD		YDS	AVG	LG	TD
2012	PHI	–	–	–	PRACTICE SQUAD				–	–	–	–	–
2013	SF	5	0	0	0	–	–	0	0	0	–	–	0
<b>TOTALS</b>		<b>5</b>	<b>0</b>	<b>0</b>	<b>0</b>	<b>–</b>	<b>–</b>	<b>0</b>	<b>0</b>	<b>0</b>	<b>–</b>	<b>–</b>	<b>0</b>

**PLAYOFFS**

YEAR	TEAM	GP	GS	NO	RECEIVING				ATT	RUSHING			
					YDS	AVG	LG	TD		YDS	AVG	LG	TD
2013	SF	0	0	0	0	–	–	0	0	0	–	–	0
<b>TOTALS</b>		<b>0</b>	<b>0</b>	<b>0</b>	<b>0</b>	<b>–</b>	<b>–</b>	<b>0</b>	<b>0</b>	<b>0</b>	<b>–</b>	<b>–</b>	<b>0</b>

**Milestones:**

**NFL Debut:** at NO (11/17/13)

**CARRIER'S GAME-BY-GAME**

**2013 (San Francisco)**

Date	Opp	W/L	P/S	Rec	Yds	Avg	Lg	TD
Sep 8	GB	W	–	–	PRACTICE SQUAD	–	–	–
Sep 15	at Sea	L	–	–	PRACTICE SQUAD	–	–	–
Sep 22	Ind	L	–	–	PRACTICE SQUAD	–	–	–
Sep 26	at StL	W	–	–	PRACTICE SQUAD	–	–	–
Oct 6	Hou	W	–	–	PRACTICE SQUAD	–	–	–
Oct 13	Arz	W	–	–	PRACTICE SQUAD	–	–	–
Oct 20	at Ten	W	–	–	PRACTICE SQUAD	–	–	–
Oct 27	at Jax	W	–	–	PRACTICE SQUAD	–	–	–
Nov 10	Car	L	–	–	PRACTICE SQUAD	–	–	–
Nov 17	at NO	L	1/0	0	0	–	–	0
Nov 25	at Was	W	1/0	0	0	–	–	0
Dec 1	StL	W	1/0	0	0	–	–	0
Dec 8	Sea	W	1/0	0	0	–	–	0
Dec 15	at TB	W	1/0	0	0	–	–	0
Dec 23	Atl	W	–	–	INACTIVE	–	–	–
Dec 29	at Arz	W	–	–	INACTIVE	–	–	–
<b>Totals</b>			<b>5/0</b>	<b>0</b>	<b>0</b>	<b>–</b>	<b>–</b>	<b>0</b>

**2013 Postseason**

Date	Opp	W/L	P/S	Rec	Yds	Avg	Lg	TD
Jan 5	at GB	W	–	–	INACTIVE	–	–	–
Jan 12	at Car	W	–	–	INACTIVE	–	–	–
Jan 19	at Sea	L	–	–	INACTIVE	–	–	–
<b>Totals</b>			<b>0/0</b>	<b>0</b>	<b>0</b>	<b>–</b>	<b>–</b>	<b>0</b>



# GARRETT CELEK

TE

HT 6-5

WT 252

COLLEGE MICHIGAN STATE

BORN 5.29.88 // CINCINNATI, OH // LA SALLE HS, CINCINNATI, OH  
3RD YEAR // ACQUIRED FA IN '12

Garrett Celek was the only undrafted free agent to make the 49ers 2012 opening day roster, and he went on to play in 13 games during the regular season and all three postseason contests. In 2013, Celek appeared in 12 games, including his first career start at Seattle (9/15). The brother of Philadelphia Eagles TE Brent Celek, he became just the fifth undrafted free agent to make the 49ers opening day roster since 2005.

## // TRANSACTIONS

Originally signed as an undrafted free agent by SF on 5/4/12.

## // GOLDMINE

- Football runs in the bloodlines of the Celek family. Garrett's older brother, Brent, plays tight end for the Philadelphia Eagles. Growing up, the brothers were constantly involved in athletics. "My dad was always pushing us just to be into sports. It didn't matter if it was soccer, baseball, football or basketball. As long as we were doing something and we were having fun with it, he was the happiest guy in the world," Garrett said. He didn't begin playing football until high school, but Brent's success became a driving motivation for him. "He got a scholarship to Cincinnati my freshman year in high school," Garrett said. "Right then I had my goals set. I needed to make it to college, and once I got to college, my brother got drafted in the NFL. There's my next goal. I've got to make it to the NFL, I've got to do what my brother did. Honestly, I've been trying to follow in his footsteps and because of him I'm here today. I wouldn't be who I am without him."
- The Celek family has a lake house in Northern Michigan where everyone gathers on vacation, cooks out and goes jet skiing. Closer to the Bay Area, Celek is a dog owner with a Chesapeake Bay retriever that occupies most of his current free time. "I love playing with her and teaching her tricks."
- Celek has a strong passion for the packaging industry, which he majored in at Michigan State and plans to go into after his football career. The growing industry looks to cut shipping costs on products and is commonplace in the food and medical fields. "There's so many different areas you can get into, it's crazy. I enjoy the science behind it. It was a great major for me to choose and the possibilities are endless."

## // 2013

- Recorded his first postseason receipt. at GB (1/5/14), hauling in a 6-yd. pass from QB Colin Kaepernick.

## // 2012

- Made NFL debut at NYJ (9/30). Recorded 1st NFL receipt. vs. Buf. (10/7), a 4-yd. pass from QB Alex Smith.
- Notched a career-high 2 receipts. for 41 yds., including a career-long 35-yd. receipt. at Sea. (12/23).

## // COLLEGE

Appeared in 38 games (12 starts) at Michigan State and recorded 14 receipts. for 135 yds. and 3 TDs. Tallied 35 yds. on 3 receipts. and 1 TD during his senior campaign. Celek caught 2 receipts. for 17 yds. in the first 2 games of the 2010 season, before being sidelined for the next 11 games with a shoulder injury. In 2009, recorded 3 receipts. for 33 yds. and 1 TD. As a redshirt freshman, hauled in a career-high 6 receipts. for 50 yds. and a TD.

## // PERSONAL

- The 2-year starter at LaSalle (Cincinnati, OH) HS, was named to PrepStar's all-midwest team. Also competed in track and field, where he won the Greater Catholic League discus title as a junior.
- His brother, Brent, played at the University of Cincinnati (2003-06) and currently plays TE for the Philadelphia Eagles.
- Enjoys playing golf.
- Graduated from Michigan State with a degree in packaging.
- Engaged to Sarah Hinton, after the couple met in college.
- Earned Jim Adams Award at MSU during his senior year as the team's unsung hero.
- Born Garrett Celek (5/29/88) in Cincinnati, OH.

## // INJURY REPORT

**2013:** Inactive at NO (11/17), at Was. (11/25), vs. StL (12/1) and vs. Sea. (12/8) with a hamstring injury.

**CELEK'S CAREER STATISTICS**

YEAR	TEAM	GP	GS	NO	RECEIVING				ATT	RUSHING			
					YDS	AVG	LG	TD		YDS	AVG	LG	TD
2012	SF	13	0	4	51	12.8	35	0	0	0	-	-	0
2013	SF	12	1	2	38	19.0	30	0	0	0	-	-	0
<b>TOTALS</b>		<b>25</b>	<b>1</b>	<b>6</b>	<b>89</b>	<b>14.8</b>	<b>35</b>	<b>0</b>	<b>0</b>	<b>0</b>	<b>-</b>	<b>-</b>	<b>0</b>

**PLAYOFFS**

YEAR	TEAM	GP	GS	NO	RECEIVING				ATT	RUSHING			
					YDS	AVG	LG	TD		YDS	AVG	LG	TD
2012	SF	3	0	0	0	-	-	0	0	0	-	-	0
2013	SF	3	0	1	6	6.0	6	0	0	0	-	-	0
<b>TOTALS</b>		<b>6</b>	<b>0</b>	<b>1</b>	<b>6</b>	<b>6.0</b>	<b>6</b>	<b>0</b>	<b>0</b>	<b>0</b>	<b>-</b>	<b>-</b>	<b>0</b>

**Additional Statistics:**

**Fumble – Lost:** Regular Season 1–0; 1–0 in 2013

**Milestones:**

**NFL Debut:** at NYJ (9/30/12); **First Start:** at Sea. (9/15/13); **First Reception:** vs. Buf. (10/7/12 – 4–yd. pass from QB Alex Smith)

**CELEK'S CAREER HIGHS**

**Receptions:** 2 at Sea. (12/23/12); Postseason – 1 at GB (1/5/14)  
**Receiving Yards:** 41 at Sea. (12/23/12); Postseason – 6 at GB (1/5/14)

**Long Reception:** 35 at Sea. (12/23/12); Postseason – 6 at GB (1/5/14)

**CELEK'S GAME-BY-GAME**

2012									2013								
Date	Opp	W/L	P/S	Rec	Yds	Avg	Lg	TD	Date	Opp	W/L	P/S	Rec	Yds	Avg	Lg	TD
Sep 9	at GB	W	-	-	INACTIVE	-	-	-	Sep 8	GB	W	1/0	0	0	-	-	0
Sep 16	Det	W	-	-	INACTIVE	-	-	-	Sep 15	at Sea	L	1/1	0	0	-	-	0
Sep 23	at Min	L	-	-	DID NOT PLAY	-	-	-	Sep 22	Ind	L	1/0	1	30	30.0	30	0
Sep 30	at NYJ	W	1/0	0	0	-	-	0	Sep 26	at StL	W	1/0	0	0	-	-	0
Oct 7	Buf	W	1/0	1	4	4.0	4	0	Oct 6	Hou	W	1/0	0	0	-	-	0
Oct 14	NYG	L	1/0	1	6	6.0	6	0	Oct 13	Arz	W	1/0	0	0	-	-	0
Oct 18	Sea	W	1/0	0	0	-	-	0	Oct 20	at Ten	W	1/0	0	0	-	-	0
Oct 29	at Arz	W	1/0	0	0	-	-	0	Oct 27	at Jax	W	1/0	0	0	-	-	0
Nov 11	StL	T	1/0	0	0	-	-	0	Nov 10	Car	L	1/0	0	0	-	-	0
Nov 19	Chi	W	1/0	0	0	-	-	0	Nov 17	at NO	L	-	-	INACTIVE (Hamstring)	-	-	-
Nov 25	at NO	W	1/0	0	0	-	-	0	Nov 25	at Was	W	-	-	INACTIVE (Hamstring)	-	-	-
Dec 2	at StL	L	1/0	0	0	-	-	0	Dec 1	StL	W	-	-	INACTIVE (Hamstring)	-	-	-
Dec 9	Mia	W	1/0	0	0	-	-	0	Dec 8	Sea	W	-	-	INACTIVE (Hamstring)	-	-	-
Dec 16	at NE	W	1/0	0	0	-	-	0	Dec 15	at TB	W	1/0	1	8	8.0	8	0
Dec 23	at Sea	L	1/0	2	41	20.5	35	0	Dec 23	Atl	W	1/0	0	0	-	-	0
Dec 30	Arz	W	1/0	0	0	-	-	0	Dec 29	at Arz	W	1/0	0	0	-	-	0
<b>TOTALS</b>			<b>13/0</b>	<b>4</b>	<b>51</b>	<b>12.8</b>	<b>35</b>	<b>0</b>	<b>TOTALS</b>			<b>12/1</b>	<b>2</b>	<b>38</b>	<b>19.0</b>	<b>30</b>	<b>0</b>

**2012 Postseason**

Date	Opp	W/L	P/S	Rec	Yds	Avg	Lg	TD
Jan 12	GB	W	1/0	0	0	-	-	0
Jan 20	at Atl	W	1/0	0	0	-	-	0
Feb 3	Bal	L	1/0	0	0	-	-	0
<b>TOTALS</b>			<b>3/0</b>	<b>0</b>	<b>0</b>	<b>-</b>	<b>-</b>	<b>0</b>

**2013 Postseason**

Date	Opp	W/L	P/S	Rec	Yds	Avg	Lg	TD
Jan 5	at GB	W	1/0	1	6	6.0	6	0
Jan 12	at Car	W	1/0	0	0	-	-	0
Jan 19	at Sea	L	1/0	0	0	-	-	0
<b>TOTALS</b>			<b>3/0</b>	<b>1</b>	<b>6</b>	<b>6.0</b>	<b>6</b>	<b>0</b>



# CHRIS COOK

**CB**
**HT 6-2**
**WT 212**
**COLLEGE VIRGINIA**

BORN 2.15.87 // LYNCHBURG, VA // HERITAGE HS, LYNCHBURG, VA  
5TH YEAR // ACQUIRED FA IN '14

Originally a second-round pick of the Vikings in the 2010 NFL Draft, cornerback Chris Cook joins the 49ers after appearing in 34 games with Minnesota over the past four seasons. A tall, physical defensive back, Cook led the Vikings with 14 passes defended in 2012 and made a career-high 11 starts last season. A former standout at the University of Virginia, Cook was named a team captain his senior season and registered a team-high four interceptions.

## // TRANSACTIONS

Originally a 2nd-round (34th overall) draft choice by Min. in the 2010 NFL Draft... Signed a one-year contract with SF on 3/14/14.

## // GOLDMINE

- Despite working as a professional athlete, Cook believes in the power of graduating college. He spent time during the 2013 off-season on campus at the University of Virginia in order to get closer to attaining his degree. "That's one of the big things for me, to finish my degree," explained Cook. "I feel like a lot of guys that get to the NFL, NBA, MLB, any professional sport, feel that it's not important to go back and get their degree because they reach a point where they don't need it. I feel that it is important because there is life after football. When we're done, we're going to be in our early-to-mid 30s and it's important to have a degree and be able to go into other avenues in life."
- Cook enjoys working with kids and has participated in tutoring programs at middle schools and volunteered at a local recreation center in Charlottesville, VA. "Coming from where I came from, there's not a lot of opportunity for kids to see guys like myself, guys that actually made it to the NFL, to the next level, and actually get to live out their dreams," said Cook. "It's important for me to go back and tell them that it is possible to live out your dreams and be able to do what you want to do if you stay focused and have that dream in mind."

## // 2013 (MINNESOTA)

- Set new career-highs in games played (12) and starts (11).
- Registered a career-high 8 tackles at GB (11/24).

## // 2012 (MINNESOTA)

- Started 10 games, as well as the Wild Card playoff game at GB (1/5/13).
- Notched his first career sack in season opener vs. Jax. (9/9).

## // 2011 (MINNESOTA)

- Played in each of the team's first 6 games, making 3 starts.
- Missed the final 10 games of the season.

## // 2010 (MINNESOTA)

- Started 5 of the 6 games he appeared in during his rookie season.
- Made his NFL debut vs. Det. (9/26), registering 6 tackles and 1 PD.

## // COLLEGE

Started 31 of the 38 games he appeared in at the University of Virginia. After being ruled academically ineligible and missing the entire 2008 season, he returned in 2009 as a captain and started all 12 games at cornerback. He totaled a team-high 4 INTs (66 yards, 1 TD) as a senior. He made 7 starts as a junior in 2007 and 11 starts as a sophomore in 2006. He played in 5 games as a true freshman, making 1 start before missing the second half of the season with a broken leg.

## // PERSONAL

- Attended Heritage HS (Lynchburg, VA) where he played WR, RB, QB and CB.
- Named first-team all-state as a junior and senior.
- Registered 8 INTs as a junior and 21 total TDs as a senior.
- Born Christopher O'Shea Cook (2/15/87) in Lynchburg, VA.

## // INJURY REPORT

- 2010:** Inactive for 7 games [at NO (9/9), vs. Mia. (9/19), at NYJ (10/11), vs. Dal. (10/17), at Was. (11/28), vs. Buf (12/5), vs. NYG (12/13)] with a knee injury before being placed on Injured Reserve for the remainder of the season on 12/14.
- 2012:** Suffered a broken arm vs. TB (10/25) and was placed on Injured Reserve on 10/26. Missed 6 games before returning to the active roster.
- 2013:** Sidelined with a groin injury vs. Pit. (9/29); Inactive at Dal. (11/3) and vs. Was. (11/7) with a hip injury; Inactive vs. Phi. (12/15) with a knee injury.







# BLAKE COSTANZO

LB

HT 6-1

WT 235

COLLEGE LAFAYETTE

BORN 4.14.84 // FRANKLIN LAKES, NJ // RAMAPO HS, FRANKLIN LAKES, NJ  
8TH YEAR // ACQUIRED FA IN '14

Blake Costanzo returns to the 49ers after spending the previous two seasons with the Chicago Bears where he registered 28 special teams tackles, including a team-high 17, in 2013. In 2011, his only season in San Francisco, he appeared in all 16 games and two postseason contests, tallying 17 special teams tackles. As a member of the Cleveland Browns from 2009-10, Costanzo was selected to the SI.com All-Pro Team in 2009. Reuniting with assistant head coach/special teams coordinator Brad Seely for the second time in his career, Costanzo played under Seely in Cleveland (2009-10) and San Francisco (2011).

## // TRANSACTIONS

Originally signed by the NYJ as an undrafted free agent on 5/12/06...Waived by the NYJ on 9/2/06...Re-signed by the NYJ following the 2006 season before being waived on 9/1/07... Signed to Buf. practice squad on 10/24/07...Signed by Buf. to the active roster on 12/14/07...Waived by Buf. on 6/11/09...Claimed by Cle. via waivers on 6/16/09...Signed one-year contract with Cle. on 3/17/10... Signed one-year contract with SF on 8/3/11...Signed two-year contract with Chi. on 3/13/12...Signed a one-year contract with SF on 6/3/14.

## // AWARDS & HONORS:

**2009:** *SI.com's* All-Pro Team

## // GOLDMINE

- When Costanzo isn't on the football field, he commits himself to mentoring kids and volunteering. "There is nothing more rewarding to me than working with kids, so I would definitely be a coach and a teacher," he said when asked what career path he would take if he wasn't a football player. "My best friend, former teammate, and coach at Lafayette (Franklin Lakes, NJ), coaches at Paramus High School in New Jersey. I spend every summer and winter with his team coaching and helping mentor the kids." Costanzo also volunteered on the hit show, ABC-TV Extreme Makeover Home Edition. After receiving his hard hat, T-shirt and safety glasses, he assisted in building a new house for a deserving family in northeast Ohio. The most meaningful thing to me is being involved in the community and being a role model. It is a blessing and an honor to be in a position to influence others."

## // 2013 (CHICAGO)

- Played in all 16 games for the fourth time in his career.
- Registered a team-high 17 special teams tackles.
- Forced and recovered a fumble vs. Min. (9/15).

## // 2012 (CHICAGO)

- Appeared in 14 games and made his first career start vs. GB (12/16).
- Had 11 special teams tackles, which ranked t-2nd on the team.
- Part of punt coverage unit that ranked first in the NFL allowing 3.4 yds. per return and kickoff coverage unit that ranked 4th in the league at 20.7 yds. per return.

## // 2011 (SAN FRANCISCO)

- Ranked 2nd on the team with 17 special teams tackles.
- Made 49ers debut vs. Sea. (9/11) and saw action on special teams, totaling 1 tackle.
- Twice led team or tied team-high in back-to-back weeks, producing 2 special teams tackles in each game [at Phi. (10/2), vs. TB (10/9), vs. Arz. (11/20) and at Bal. (11/24)].
- Costanzo and the 49ers punt team held league-leader Cardinals CB Patrick Peterson to 44 yds. on 5 PRs at Arz. (12/11), shaving 8.7 yds. off his average PR. He also recovered P Andy Lee's 42-yd. punt at Arizona's 1-yd. line after S C.J. Spillman tipped the ball back.

## // 2010 (CLEVELAND)

- Recorded 7 tackles and a FR on special teams.
- Part of a kickoff coverage group that led the NFL by allowing an average of only 17.8 yds. per return.
- Also a member of a punt coverage unit that allowed an average of 7.1 yds. per return, a figure that was 5th best in the NFL.

## // 2009 (CLEVELAND)

- Saw action in all 16 games, notching 14 tackles, 3 FRs and a FF on special teams.
- Tied for first in the AFC and 3rd in the NFL with 3 defensive/special teams FRs.
- Led the team with 14 special teams tackles.
- Also played a key role on both kickoff return and kickoff coverage, helping the Browns to an NFL-best average starting position of 31.4 and a league-best defensive kickoff return average of 18.9.
- Selected to SI.com's All-Pro team as a special teamer.

## // 2008 (BUFFALO)

- Appeared in all 16 games as a reserve and led the team with 26 special teams tackles.

## // 2007 (BUFFALO)

- Signed to the Bills practice squad on 10/24 and promoted to their active roster on 12/14.
- Made his NFL debut on special teams at Cle. (12/16).
- Played on special teams the final 3 games of the regular season, posting 7 tackles.

**// 2007 NFL EUROPA (RHEIN FIRE)**

- Appeared in 10 contests for the Rhein Fire of NFL Europa, posting 47 tackles, 8 PDs, 2 sacks, an INT and a FF.
- Selected to the All-NFL Europa Defensive Team as a linebacker.

**// COLLEGE**

A 3-year starter at Lafayette College, finished his career with 307 tackles, 18 sacks, 3 INTs, 12 PDs, 4 FFs and 3 FRs. Notched 86 tackles and 6.5 sacks as a senior.

**// PERSONAL**

- Attended Ramapo (Franklin Lakes, NJ) High School and was a 3-year letterman who played TE and LB.
- Helped lead his team to two state championships.
- Named to All-Bergen County First Team and all-state first team as a senior.
- Graduated with a degree in sociology.
- Born Blake Costanzo (4/14/84) in Franklin Lakes, NJ.

**// INJURY REPORT**

- 2010:** Placed on Injured Reserve on 11/23 with a groin injury.
- 2012:** Inactive at Arz. (12/23) and at Det. (12/30) with a calf injury.

**COSTANZO'S CAREER STATISTICS**

YEAR	TEAM	GP	GS	TACKLES				YDS	INT	INTERCEPTIONS				FUMBLES			
				TOT	SOL	AST	SACKS			YDS	LG	TD	PD	FF	FR	YDS	
2007	BUF	3	0	0	0	0	0.0	0.0	0	0	–	0	0	0	0	0	0
2008	BUF	16	0	0	0	0	0.0	0.0	0	0	–	0	0	2	0	0	
2009	CLE	16	0	0	0	0	0.0	0.0	0	0	–	0	0	2	3	0	
2010	CLE	10	0	0	0	0	0.0	0.0	0	0	–	0	0	0	1	0	
2011	SF	16	0	0	0	0	0.0	0.0	0	0	–	0	0	0	0	0	
2012	CHI	14	1	8	5	3	0.0	0.0	0	0	–	0	0	0	0	0	
2013	CHI	16	0	2	0	2	0.0	0.0	0	0	–	0	0	1	1	0	
<b>TOTALS</b>		<b>91</b>	<b>1</b>	<b>10</b>	<b>5</b>	<b>5</b>	<b>0.0</b>	<b>0.0</b>	<b>0</b>	<b>0</b>	<b>–</b>	<b>0</b>	<b>0</b>	<b>5</b>	<b>5</b>	<b>0</b>	

**PLAYOFFS**

YEAR	TEAM	GP	GS	TACKLES				YDS	INT	INTERCEPTIONS				FUMBLES		
				TOT	SOL	AST	SACKS			YDS	LG	TD	PD	FF	FR	YDS
2011	SF	2	0	0	0	0	0.0	0.0	0	0	–	0	0	0	0	0
<b>TOTALS</b>		<b>2</b>	<b>0</b>	<b>0</b>	<b>0</b>	<b>0</b>	<b>0.0</b>	<b>0.0</b>	<b>0</b>	<b>0</b>	<b>–</b>	<b>0</b>	<b>0</b>	<b>0</b>	<b>0</b>	<b>0</b>

**Additional Statistics:**

- Special Teams Tackles – 99:** 2007 (7); 2008 (26); 2009 (14); 2010 (7); 2011(17); 2012: (11); 2013 (17)
- Postseason Special Teams Tackles – 1:** 2011 (1)
- Special Teams Forced Fumbles – 5:** 2008 (2); 2009 (2); 2013 (1)
- Special Teams Fumble Recoveries – 5:** 2009 (3); 2010 (1); 2013 (1)

**Milestones:**

**NFL Debut:** at Cle. (12/16/07); **First Start:** vs. GB (12/16/12); **First FF:** at KC (11/23/08); **First FR:** at Den. (9/20/09)

**COSTANZO'S CAREER HIGHS**

**Total Tackles:** 5 vs. GB (12/16/12)  
**Solo:** 3 vs. GB (12/16/12)

**Forced Fumbles:** 2 at KC (11/23/08)  
**Fumbles Recoveries:** 1 (5 times) Last vs. Min GB (9/15/13)

**COSTANZO'S GAME-BY-GAME**

**2007 (Buffalo)**

Date	Opp	W/L	P/S	Tot	Sol	Ast	Sk	Yds	Int	Yds	PD	FF	FR	Yds
<b>SIGNED TO BUF. PRACTICE SQUAD ON 10/24</b>														
Oct 28	at NYJ	W	–	PRACTICE SQUAD	–	–	–	–	–	–	–	–	–	–
Nov 4	Cin	W	–	PRACTICE SQUAD	–	–	–	–	–	–	–	–	–	–
Nov 11	at Mia	W	–	PRACTICE SQUAD	–	–	–	–	–	–	–	–	–	–
Nov 18	NE	L	–	PRACTICE SQUAD	–	–	–	–	–	–	–	–	–	–
Nov 25	at Jax	L	–	PRACTICE SQUAD	–	–	–	–	–	–	–	–	–	–
Dec 2	at Was	W	–	PRACTICE SQUAD	–	–	–	–	–	–	–	–	–	–
Dec 9	Mia	W	–	PRACTICE SQUAD	–	–	–	–	–	–	–	–	–	–
<b>SIGNED TO BUF. ACTIVE ROSTER ON 12/14</b>														
Dec 16	at Cle	L	1/0	0	0	0	0.0	0.0	0	0	0	0	0	0
Dec 23	NYG	L	1/0	0	0	0	0.0	0.0	0	0	0	0	0	0
Dec 30	at Phi	L	1/0	0	0	0	0.0	0.0	0	0	0	0	0	0
<b>TOTALS</b>			<b>3/0</b>	<b>0</b>	<b>0</b>	<b>0</b>	<b>0.0</b>	<b>0.0</b>	<b>0</b>	<b>0</b>	<b>0</b>	<b>0</b>	<b>0</b>	<b>0</b>

**2008 (Buffalo)**

Date	Opp	W/L	P/S	Tot	Sol	Ast	Sk	Yds	Int	Yds	PD	FF	FR	Yds
Sep 7	Sea	W	1/0	0	0	0	0.0	0.0	0	0	0	0	0	0
Sep 14	at Jax	W	1/0	0	0	0	0.0	0.0	0	0	0	0	0	0
Sep 21	Oak	W	1/0	0	0	0	0.0	0.0	0	0	0	0	0	0
Sep 28	at StL	W	1/0	0	0	0	0.0	0.0	0	0	0	0	0	0
Oct 5	at Arz	L	1/0	0	0	0	0.0	0.0	0	0	0	0	0	0
Oct 19	SD	W	1/0	0	0	0	0.0	0.0	0	0	0	0	0	0
Oct 26	at Mia	L	1/0	0	0	0	0.0	0.0	0	0	0	0	0	0
Nov 2	NYJ	L	1/0	0	0	0	0.0	0.0	0	0	0	0	0	0
Nov 9	at NE	L	1/0	0	0	0	0.0	0.0	0	0	0	0	0	0
Nov 17	Cle	L	1/0	0	0	0	0.0	0.0	0	0	0	0	0	0
Nov 23	at KC	W	1/0	0	0	0	0.0	0.0	0	0	0	2	0	0
Nov 30	SF	L	1/0	0	0	0	0.0	0.0	0	0	0	0	0	0
Dec 7	Mia	L	1/0	0	0	0	0.0	0.0	0	0	0	0	0	0
Dec 14	at NYJ	L	1/0	0	0	0	0.0	0.0	0	0	0	0	0	0
Dec 21	at Den	W	1/0	0	0	0	0.0	0.0	0	0	0	0	0	0
Dec 28	NE	L	1/0	0	0	0	0.0	0.0	0	0	0	0	0	0
<b>TOTALS</b>			<b>16/0</b>	<b>0</b>	<b>0</b>	<b>0</b>	<b>0.0</b>	<b>0.0</b>	<b>0</b>	<b>0</b>	<b>0</b>	<b>2</b>	<b>0</b>	<b>0</b>

## COSTANZO'S GAME-BY-GAME

## 2009 (Cleveland)

Date	Opp	W/L	P/S	Tot	Sol	Ast	Sk	Yds	Int	Yds	PD	FF	FR	Yds
Sep 13	Min	L	1/0	0	0	0	0.0	0.0	0	0	0	0	0	0
Sep 20	at Den	L	1/0	0	0	0	0.0	0.0	0	0	0	1	1	0
Sep 27	at Bal	L	1/0	0	0	0	0.0	0.0	0	0	0	0	0	0
Oct 4	Cin	L	1/0	0	0	0	0.0	0.0	0	0	0	0	1	0
Oct 11	at Buf	W	1/0	0	0	0	0.0	0.0	0	0	0	0	1	0
Oct 18	at Pit	L	1/0	0	0	0	0.0	0.0	0	0	0	0	0	0
Oct 25	GB	L	1/0	0	0	0	0.0	0.0	0	0	0	0	0	0
Nov 1	at Chi	L	1/0	0	0	0	0.0	0.0	0	0	0	0	0	0
Nov 16	Bal	L	1/0	0	0	0	0.0	0.0	0	0	0	0	0	0
Nov 22	at Det	L	1/0	0	0	0	0.0	0.0	0	0	0	0	0	0
Nov 29	at Cin	L	1/0	0	0	0	0.0	0.0	0	0	0	0	0	0
Dec 6	SD	L	1/0	0	0	0	0.0	0.0	0	0	0	0	0	0
Dec 10	Pit	W	1/0	0	0	0	0.0	0.0	0	0	0	0	0	0
Dec 20	at KC	W	1/0	0	0	0	0.0	0.0	0	0	0	1	0	0
Dec 27	Oak	W	1/0	0	0	0	0.0	0.0	0	0	0	0	0	0
Jan 3	Jax	W	1/0	0	0	0	0.0	0.0	0	0	0	0	0	0
<b>TOTALS</b>			<b>16/0</b>	<b>0</b>	<b>0</b>	<b>0</b>	<b>0.0</b>	<b>0.0</b>	<b>0</b>	<b>0</b>	<b>0</b>	<b>2</b>	<b>3</b>	<b>0</b>

## 2010 (Cleveland)

Date	Opp	W/L	P/S	Tot	Sol	Ast	Sk	Yds	Int	Yds	PD	FF	FR	Yds
Sep 12	at TB	L	1/0	0	0	0	0.0	0.0	0	0	0	0	1	0
Sep 19	KC	L	1/0	0	0	0	0.0	0.0	0	0	0	0	0	0
Sep 26	at Bal	L	1/0	0	0	0	0.0	0.0	0	0	0	0	0	0
Oct 3	Cin	W	1/0	0	0	0	0.0	0.0	0	0	0	0	0	0
Oct 10	Atl	L	1/0	0	0	0	0.0	0.0	0	0	0	0	0	0
Oct 17	at Pit	L	1/0	0	0	0	0.0	0.0	0	0	0	0	0	0
Oct 24	at NO	W	1/0	0	0	0	0.0	0.0	0	0	0	0	0	0
Nov 7	NE	W	1/0	0	0	0	0.0	0.0	0	0	0	0	0	0
Nov 14	NYJ	L	1/0	0	0	0	0.0	0.0	0	0	0	0	0	0
Nov 21	at Jax	L	1/0	0	0	0	0.0	0.0	0	0	0	0	0	0
<b>PLACED ON INJURED RESERVE ON 11/23 (Groin)</b>														
<b>TOTALS</b>			<b>10/0</b>	<b>0</b>	<b>0</b>	<b>0</b>	<b>0.0</b>	<b>0.0</b>	<b>0</b>	<b>0</b>	<b>0</b>	<b>0</b>	<b>1</b>	<b>0</b>

## 2011 (San Francisco)

Date	Opp	W/L	P/S	Tot	Sol	Ast	Sk	Yds	Int	Yds	PD	FF	FR	Yds
Sep 11	Sea	W	1/0	0	0	0	0.0	0.0	0	0	0	0	0	0
Sep 18	Dal	L	1/0	0	0	0	0.0	0.0	0	0	0	0	0	0
Sep 25	at Cin	W	1/0	0	0	0	0.0	0.0	0	0	0	0	0	0
Oct 2	at Phi	W	1/0	0	0	0	0.0	0.0	0	0	0	0	0	0
Oct 9	TB	W	1/0	0	0	0	0.0	0.0	0	0	0	0	0	0
Oct 16	at Det	W	1/0	0	0	0	0.0	0.0	0	0	0	0	0	0
Oct 30	Cle	W	1/0	0	0	0	0.0	0.0	0	0	0	0	0	0
Nov 6	at Was	W	1/0	0	0	0	0.0	0.0	0	0	0	0	0	0
Nov 13	NYG	W	1/0	0	0	0	0.0	0.0	0	0	0	0	0	0
Nov 20	Arz	W	1/0	0	0	0	0.0	0.0	0	0	0	0	0	0
Nov 24	at Bal	L	1/0	0	0	0	0.0	0.0	0	0	0	0	0	0
Dec 4	StL	W	1/0	0	0	0	0.0	0.0	0	0	0	0	0	0
Dec 11	at Arz	L	1/0	0	0	0	0.0	0.0	0	0	0	0	0	0
Dec 19	Pit	W	1/0	0	0	0	0.0	0.0	0	0	0	0	0	0
Dec 24	at Sea	W	1/0	0	0	0	0.0	0.0	0	0	0	0	0	0
Jan 1	at StL	W	1/0	0	0	0	0.0	0.0	0	0	0	0	0	0
<b>TOTALS</b>			<b>16/0</b>	<b>0</b>	<b>0</b>	<b>0</b>	<b>0.0</b>	<b>0.0</b>	<b>0</b>	<b>0</b>	<b>0</b>	<b>0</b>	<b>0</b>	<b>0</b>

## 2011 Postseason (San Francisco)

Date	Opp	W/L	P/S	Tot	Sol	Ast	Sk	Yds	Int	Yds	PD	FF	FR	Yds
Jan 14	NO	W	1/0	0	0	0	0.0	0.0	0	0	0	1	1	0
Jan 22	NYG	L	1/0	0	0	0	0.0	0.0	0	0	0	0	0	0
<b>TOTALS</b>			<b>2/0</b>	<b>0</b>	<b>0</b>	<b>0</b>	<b>0.0</b>	<b>0.0</b>	<b>0</b>	<b>0</b>	<b>0</b>	<b>1</b>	<b>1</b>	<b>0</b>

## 2012 (Chicago)

Date	Opp	W/L	P/S	Tot	Sol	Ast	Sk	Yds	Int	Yds	PD	FF	FR	Yds
Sep 9	Ind	W	1/0	0	0	0	0.0	0.0	0	0	0	0	0	0
Sep 13	at GB	L	1/0	0	0	0	0.0	0.0	0	0	0	0	0	0
Sep 23	StL	W	1/0	0	0	0	0.0	0.0	0	0	0	0	0	0
Oct 1	at Dal	W	1/0	0	0	0	0.0	0.0	0	0	0	0	0	0
Oct 7	at Jax	W	1/0	2	2	0	0.0	0.0	0	0	0	0	0	0
Oct 22	Det	W	1/0	0	0	0	0.0	0.0	0	0	0	0	0	0
Oct 28	Car	W	1/0	0	0	0	0.0	0.0	0	0	0	0	0	0
Nov 4	at Ten	W	1/0	1	0	1	0.0	0.0	0	0	0	0	0	0
Nov 11	Hou	L	1/0	0	0	0	0.0	0.0	0	0	0	0	0	0
Nov 19	at SF	L	1/0	0	0	0	0.0	0.0	0	0	0	0	0	0
Nov 25	Min	W	1/0	0	0	0	0.0	0.0	0	0	0	0	0	0
Dec 2	Sea	L	1/0	0	0	0	0.0	0.0	0	0	0	0	0	0
Dec 9	at Min	L	1/0	0	0	0	0.0	0.0	0	0	0	0	0	0
Dec 16	GB	L	1/1	5	3	2	0.0	0.0	0	0	0	0	0	0
Dec 23	at Arz	W	–	–	–	–	–	–	–	–	–	–	–	–
Dec 30	at Det	W	–	–	–	–	–	–	–	–	–	–	–	–
<b>TOTALS</b>			<b>14/1</b>	<b>8</b>	<b>5</b>	<b>3</b>	<b>0.0</b>	<b>0.0</b>	<b>0</b>	<b>0</b>	<b>0</b>	<b>0</b>	<b>0</b>	<b>0</b>

## 2013 (Chicago)

Date	Opp	W/L	P/S	Tot	Sol	Ast	Sk	Yds	Int	Yds	PD	FF	FR	Yds
Sep 8	Cin	W	1/0	0	0	0	0.0	0.0	0	0	0	0	0	0
Sep 15	Min	W	1/0	0	0	0	0.0	0.0	0	0	0	1	1	0
Sep 22	at Pit	W	1/0	0	0	0	0.0	0.0	0	0	0	0	0	0
Sep 29	at Det	L	1/0	0	0	0	0.0	0.0	0	0	0	0	0	0
Oct 6	NO	L	1/0	0	0	0	0.0	0.0	0	0	0	0	0	0
Oct 10	NYG	W	1/0	1	0	1	0.0	0.0	0	0	0	0	0	0
Oct 20	at Was	L	1/0	1	0	1	0.0	0.0	0	0	0	0	0	0
Nov 4	at GB	W	1/0	0	0	0	0.0	0.0	0	0	0	0	0	0
Nov 10	Det	L	1/0	0	0	0	0.0	0.0	0	0	0	0	0	0
Nov 17	Bal	W	1/0	0	0	0	0.0	0.0	0	0	0	0	0	0
Nov 24	at StL	L	1/0	0	0	0	0.0	0.0	0	0	0	0	0	0
Dec 1	at Min	L	1/0	0	0	0	0.0	0.0	0	0	0	0	0	0
Dec 9	Dal	W	1/0	0	0	0	0.0	0.0	0	0	0	0	0	0
Dec 15	at Cle	W	1/0	0	0	0	0.0	0.0	0	0	0	0	0	0
Dec 22	at Phi	L	1/0	0	0	0	0.0	0.0	0	0	0	0	0	0
Dec 29	GB	L	1/0	0	0	0	0.0	0.0	0	0	0	0	0	0
<b>TOTALS</b>			<b>16/0</b>	<b>2</b>	<b>0</b>	<b>2</b>	<b>0.0</b>	<b>0.0</b>	<b>0</b>	<b>0</b>	<b>0</b>	<b>1</b>	<b>1</b>	<b>0</b>



# PERRISH COX

**CB**
**HT 6-0**
**WT 190**
**COLLEGE OKLAHOMA STATE**
**BORN 1.10.87 // WACO, TX // UNIVERSITY HS, WACO, TX  
3RD YEAR // ACQUIRED FA IN '13**

Drafted by the Denver Broncos in the fifth round (137th overall) of the 2010 NFL Draft, Perrish Cox ranked third among NFL rookies with 14 passes defended. When he joined the 49ers in 2012, he was reunited with his former position coach in Denver, Ed Donatell, the 49ers secondary coach. Cox has appeared in 25 regular season games and all six postseason contests (1 start) from 2012-13 in San Francisco.

## // TRANSACTIONS

Originally a 5th-round (137th overall) draft choice by Den. in the 2010 NFL Draft...Waived by Den. on 9/3/11...Signed a two-year contract with SF on 3/13/12...Waived by SF on 11/12/13...Signed by Sea. on 11/26/13...Waived by Sea. on 11/27/13...Signed by Sea. on 12/11/13...Waived by Sea. on 12/27/13...Signed a one-year contract with SF on 12/30/13.

## // GOLDMINE

- Cox began playing football in large part to his father. His dad was his coach and mentor growing up and taught him the importance of hard work and setting goals. His parents kept him motivated growing up. Cox has three children, who he says are his motivation now. "My family is all I think about all day and that's what keeps me grounded," Cox said.
- Another hobby of his is bowling, where he has rolled a high score of 276. While a member of the Denver Broncos, he competed in a bowling league during his free time.

## // 2013 (SAN FRANCISCO/SEATTLE)

- Played in 9 games and recorded 4 tackles with the 49ers before being released on 11/12.
- Signed by Sea. on 11/26 and released on 11/27. He was signed again by Sea. on 12/11 and registered 3 tackles before being released on 12/27.
- Signed by SF on 12/30, tallied 5 tackles, 2 PDs and 1 special teams tackle in 3 postseason games (1 start).

## // 2012 (SAN FRANCISCO)

- Made 49ers debut in season opener at GB (9/9) and tallied 4 tackles (3 solo).
- Recorded first PD as a member of the 49ers at Arz. (10/29).

## // 2011

- Did not play in the NFL.

## // 2010 (DENVER)

- Made NFL debut at Jax. (9/12) where he played a major role on special teams with 2 special teams tackles and 3 KR for 62 yds.
- Recorded his first NFL INT vs. Sea. (9/19) when he stepped in front of a pass from QB Matt Hasselbeck and returned it 15 yds. in the 4th qtr.
- Made first career start vs. Ind. (9/26) and led the team with a season-high 4 PDs.
- Set a career-high 6 tackles and posted 1 PD at Bal. (10/10).
- Stripped WR Santonio Holmes for his first career FF vs. NYJ (10/17), which was picked up by S Renaldo Hill inside Denver's red zone in the 3rd qtr.
- Recorded a FF on RB Ryan Mathews and totaled 7 tackles vs. SD (1/2/11).

## // COLLEGE

Saw action in 48 games (36 starts) in his 4-year career at Oklahoma State. Earned First-Team All-Big 12 Conference honors on defense and garnered All-America recognition on special teams, where he scored 6 TDs (4 kickoff, 2 punt). In 2009, Cox started all 11 games and led the nation in PDs (19). He posted 36 tackles and a career-high 4 INTs along with 1 sack and a FR. As a junior (2008), Cox started all 13 games and tallied 32 tackles, 2 INTs and 10 PDs. He earned first-team All-America honors as a returner from *Sportsline.com* after posting a Big 12-best 29.8-yd. KR avg., which ranked 3rd nationally. Cox set a career-high 42 tackles in 2007 along with 2 INTs in 13 games (8 starts). Was one of three players in the nation to score on a PR and KR, setting a school single-season record with 31 KR for 665 yds. and 1 TD. As a freshman (2006), Cox totaled 24 tackles, 2 INTs and 1 FR. He ranked 2nd in the conference with 24 PRs (308 yds.).

## // PERSONAL

- Attended University (Waco, TX) HS, where he received First-Team Class 4A All-State and All-Central Texas honors. Also named District 16-4A MVP as a senior.
- Graduated with a degree in education.
- Born Perrish Cox (1/10/87) in Waco, TX.

## // INJURY REPORT

**2010:** Inactive with a concussion at SF (10/31).

**COX'S CAREER STATISTICS**

YEAR	TEAM	GP	GS	TACKLES					INTERCEPTIONS					FUMBLES		
				TOT	SOL	AST	SACKS	YDS	INT	YDS	LG	TD	PD	FF	FR	YDS
2010	DEN	15	9	55	54	1	0.0	0.0	1	15	15	0	14	2	0	0
2011	Out of Football	–	–	–	–	–	–	–	–	–	–	–	–	–	–	–
2012	SF	16	0	14	10	4	0.0	0.0	0	0	–	0	2	0	0	0
2013	SF/SEA	11	0	7	5	2	0.0	0.0	0	0	–	0	0	0	0	0
<b>TOTALS</b>		<b>42</b>	<b>9</b>	<b>76</b>	<b>69</b>	<b>7</b>	<b>0.0</b>	<b>0.0</b>	<b>1</b>	<b>15</b>	<b>15</b>	<b>0</b>	<b>16</b>	<b>2</b>	<b>0</b>	<b>0</b>

**PLAYOFFS**

YEAR	TEAM	GP	GS	TACKLES					INTERCEPTIONS					FUMBLES			
				TOT	SOL	AST	SACKS	YDS	INT	YDS	LG	TD	PD	FF	FR	YDS	
2012	SF	3	0	3	2	1	0.0	0.0	0	0	–	0	0	0	0	0	0
2013	SF	3	1	5	3	2	0.0	0.0	0	0	–	0	2	0	0	0	
<b>TOTALS</b>		<b>6</b>	<b>1</b>	<b>8</b>	<b>5</b>	<b>3</b>	<b>0.0</b>	<b>0.0</b>	<b>0</b>	<b>0</b>	<b>–</b>	<b>0</b>	<b>2</b>	<b>0</b>	<b>0</b>	<b>0</b>	

**Additional Statistics:**

**Special Teams Tackles:** Regular Season – 11: 2010 (4); 2012 (7); Postseason – 2: 2012 (1); 2013 (1)

**Kickoff Returns – 12:** 9 in 2010, 3 in 2013

**Kickoff Return Yards – 254:** 172 in 2010, 82 in 2013

**Long Kickoff Return – 30:** (2 times) Last in 2013

**Punt Returns – 3:** 3 in 2010

**Punt Return Yards – 7:** 7 in 2010

**Milestones:**

**NFL Debut:** at Jax. (9/12/10); **First Start:** vs. Ind. (9/26/10); **First INT:** vs. Sea. (9/19/10 – QB Matt Hasselbeck); **First FF:** vs. NYJ (10/17/10 – WR Santonio Holmes)

**COX'S CAREER HIGHS**

**Total Tackles:** 8 at KC (12/5/10); Postseason – 4 at GB (1/5/14)  
**Solo:** 8 at KC (12/5/10); Postseason – 2 at GB (1/5/14)  
**Assists:** 1 (6 times) Last vs. Arz. (10/13/13); Postseason – 2 at GB (1/5/14)  
**Passes Defensed:** 4 vs. Ind. (9/26/10); Postseason – 1 (2 times) Last at Car. (1/12/14)  
**Interceptions:** 1 vs. Sea. (9/19/10)

**Interception Yards:** 15 vs. Sea. (9/19/10)  
**Forced Fumbles:** 1 (2 times) Last vs. SD (1/2/11)  
**Kickoff Returns:** 3 at Jax. (9/12/10)  
**Kickoff Return Yards:** 62 at Jax. (9/12/10)  
**Long Kickoff Return:** 30 (2 times) Last vs. GB (9/8/13)

COX'S GAME-BY-GAME

2010 (Denver)

Date	Opp	W/L	P/S	Tot	Sol	Ast	Sk	Yds	Int	Yds	PD	FF	FR	Yds
9/12	at Jax	L	1/0	0	0	0	0.0	0.0	0	0	0	0	0	0
9/19	Sea	W	1/0	1	1	0	0.0	0.0	1	15	1	0	0	0
9/26	Ind	L	1/1	2	2	0	0.0	0.0	0	0	4	0	0	0
10/3	at Ten	W	1/1	5	5	0	0.0	0.0	0	0	1	0	0	0
10/10	at Bal	L	1/0	6	5	1	0.0	0.0	0	0	1	0	0	0
10/17	NYJ	L	1/1	7	7	0	0.0	0.0	0	0	2	1	0	0
10/24	Oak	L	1/1	2	2	0	0.0	0.0	0	0	1	0	0	0
10/31	at SF	-	-	-	-	-	INACTIVE	(Concussion)	-	-	-	-	-	-
11/14	KC	W	1/1	4	4	0	0.0	0.0	0	0	0	0	0	0
11/22	at SD	L	1/1	4	4	0	0.0	0.0	0	0	0	0	0	0
11/28	StL	L	1/1	3	3	0	0.0	0.0	0	0	0	0	0	0
12/5	at KC	L	1/1	8	8	0	0.0	0.0	0	0	0	0	0	0
12/12	at Arz	L	1/0	3	3	0	0.0	0.0	0	0	2	0	0	0
12/19	at Oak	L	1/0	1	1	0	0.0	0.0	0	0	0	0	0	0
12/26	Hou	W	1/0	2	2	0	0.0	0.0	0	0	0	0	0	0
1/2	SD	L	1/1	7	7	0	0.0	0.0	0	0	2	1	0	0
<b>TOTALS</b>			<b>15/9</b>	<b>55</b>	<b>54</b>	<b>1</b>	<b>0.0</b>	<b>0.0</b>	<b>0</b>	<b>0</b>	<b>14</b>	<b>2</b>	<b>0</b>	<b>0</b>

2012 (San Francisco)

Date	Opp	W/L	P/S	Tot	Sol	Ast	Sk	Yds	Int	Yds	PD	FF	FR	Yds
Sep 9	at GB	W	1/0	4	3	1	0.0	0.0	0	0	0	0	0	0
Sep 16	Det	W	1/0	1	1	0	0.0	0.0	0	0	0	0	0	0
Sep 23	at Min	L	1/0	0	0	0	0.0	0.0	0	0	0	0	0	0
Sep 30	at NYJ	W	1/0	1	1	0	0.0	0.0	0	0	0	0	0	0
Oct 7	Buf	W	1/0	0	0	0	0.0	0.0	0	0	0	0	0	0
Oct 14	NYG	L	1/0	0	0	0	0.0	0.0	0	0	0	0	0	0
Oct 18	Sea	W	1/0	0	0	0	0.0	0.0	0	0	0	0	0	0
Oct 29	at Arz	W	1/0	3	3	0	0.0	0.0	0	0	1	0	0	0
Nov 11	StL	T	1/0	2	1	1	0.0	0.0	0	0	0	0	0	0
Nov 19	Chi	W	1/0	0	0	0	0.0	0.0	0	0	0	0	0	0
Nov 25	at NO	W	1/0	0	0	0	0.0	0.0	0	0	0	0	0	0
Dec 2	at StL	L	1/0	1	0	1	0.0	0.0	0	0	0	0	0	0
Dec 9	Mia	W	1/0	1	1	0	0.0	0.0	0	0	0	0	0	0
Dec 16	at NE	W	1/0	0	0	0	0.0	0.0	0	0	0	0	0	0
Dec 23	at Sea	L	1/0	1	0	1	0.0	0.0	0	0	0	0	0	0
Dec 30	Arz	W	1/0	0	0	0	0.0	0.0	0	0	1	0	0	0
<b>TOTALS</b>			<b>16/0</b>	<b>14</b>	<b>10</b>	<b>4</b>	<b>0.0</b>	<b>0.0</b>	<b>0</b>	<b>0</b>	<b>2</b>	<b>0</b>	<b>0</b>	<b>0</b>

2012 Postseason (San Francisco)

Date	Opp	W/L	P/S	Tot	Sol	Ast	Sk	Yds	Int	Yds	PD	FF	FR	Yds
Jan 12	GB	W	1/0	2	1	1	0.0	0.0	0	0	0	0	0	0
Jan 20	at Atl	W	1/0	1	1	0	0.0	0.0	0	0	0	0	0	0
Feb 3	Bal	L	1/0	0	0	0	0.0	0.0	0	0	0	0	0	0
<b>TOTALS</b>			<b>3/0</b>	<b>3</b>	<b>2</b>	<b>1</b>	<b>0.0</b>	<b>0.0</b>	<b>0</b>	<b>0</b>	<b>0</b>	<b>0</b>	<b>0</b>	<b>0</b>

2013 (San Francisco/Seattle)

Date	Opp	W/L	P/S	Tot	Sol	Ast	Sk	Yds	Int	Yds	PD	FF	FR	Yds	
Sep 8	GB	W	1/0	0	0	0	0.0	0.0	0	0	0	0	0	0	
Sep 15	at Sea	L	1/0	0	0	0	0.0	0.0	0	0	0	0	0	0	
Sep 22	Ind	L	1/0	0	0	0	0.0	0.0	0	0	0	0	0	0	
Sep 26	at StL	W	1/0	0	0	0	0.0	0.0	0	0	0	0	0	0	
Oct 6	Hou	W	1/0	2	1	1	0.0	0.0	0	0	0	0	0	0	
Oct 13	Arz	W	1/0	1	0	1	0.0	0.0	0	0	0	0	0	0	
Oct 20	at Ten	W	1/0	1	1	0	0.0	0.0	0	0	0	0	0	0	
Oct 27	at Jax	W	1/0	0	0	0	0.0	0.0	0	0	0	0	0	0	
Nov 10	Car	L	1/0	0	0	0	0.0	0.0	0	0	0	0	0	0	
<b>RELEASED BY SF ON 11/12</b>															
<b>SIGNED TO SEA ACTIVE ROSTER ON 12/11</b>															
Dec 15	at NYG	W	1/0	2	2	0	0.0	0.0	0	0	0	0	0	0	
Dec 22	Arz	L	1/0	1	1	0	0.0	0.0	0	0	0	0	0	0	
<b>RELEASED BY SEA ON 12/27</b>															
<b>TOTALS</b>			<b>11/0</b>	<b>7</b>	<b>5</b>	<b>2</b>	<b>0.0</b>	<b>0.0</b>	<b>0</b>	<b>0</b>	<b>0</b>	<b>0</b>	<b>0</b>	<b>0</b>	

2013 Postseason (San Francisco)

Date	Opp	W/L	P/S	Tot	Sol	Ast	Sk	Yds	Int	Yds	PD	FF	FR	Yds
Jan 5	at GB	W	1/1	4	2	2	0.0	0.0	0	0	1	0	0	0
Jan 12	at Car	W	1/0	1	1	0	0.0	0.0	0	0	1	0	0	0
Jan 19	at Sea	L	1/0	0	0	0	0.0	0.0	0	0	0	0	0	0
<b>TOTALS</b>			<b>3/1</b>	<b>5</b>	<b>3</b>	<b>2</b>	<b>0.0</b>	<b>0.0</b>	<b>0</b>	<b>0</b>	<b>2</b>	<b>0</b>	<b>0</b>	<b>0</b>



# MICHAEL CRABTREE

WR

HT 6-1

WT 214

COLLEGE TEXAS TECH

BORN 9.14.87 // DALLAS, TX // CARTER HS, DALLAS, TX  
6TH YEAR // ACQUIRED D-1 IN '09

The 10th overall pick in the 2009 NFL Draft by San Francisco, Michael Crabtree has been described by head coach Jim Harbaugh as “the greatest catcher of all time.” Crabtree has caught a pass in each of his 63 NFL games played, which includes recording at least three receptions in 53 of those contests. He set career highs in 2012 with 85 receptions for 1,105 yards and nine touchdowns, becoming the first 49ers wide receiver to record a 1,000-yard season since Terrell Owens in 2003. In 2013, Crabtree missed the first 11 games of the regular season recovering from an Achilles injury. Widely considered one of the most prolific receivers in college football history, Crabtree earned the coveted Biletnikoff Award - given to the nation’s best receiver - in each of his two seasons played at Texas Tech, becoming the first player in college football history to win the award twice.

## // TRANSACTIONS

Originally drafted in the 1st round (10th overall) by SF in 2009... Placed on the Reserve/Physically Unable to Perform List on 8/27/13...Activated from the Reserve/PUP List on 11/26/13.

## // AWARDS & HONORS

**2012:** USA Today All-Joe Team

## // GOLDMINE

- In 2012, Crabtree teamed with the video game “The Hip-Hop Dance Experience,” to create a new touchdown dance, the ‘Crab Shake.’ Each time Crabtree performed the routine in a game, the gaming company donated \$1,000 to Crabtree’s favorite charity, the Boys & Girls Club. With help from Bay Area musician Too Short, he worked with a choreographer to perfect his dance moves. “Gotta show the Bay Area some love. I’m from Texas and the Crab Shake is straight from the south side, but the music, that’s the Bay right there,” Crabtree said. “The south side mixed with the Bay Area, to me, that’s the best of both worlds.” He also competed with Broncos LB Von Miller and Eagles RB LeSean McCoy to win fan votes on Twitter for the best dance moves.

With every Crab Shake touchdown dance, he chose to donate \$1,000 to the Boys & Girls Club because the organization meant so much to him from his own personal experiences. Growing up, Crabtree found refuge at his local Boys & Girls Club in Dallas. “This is real, because every day when I was growing up, I was at the Boys & Girls Club just playing everything,” he said. “We played pool and ping pong. We were running and racing, playing football and basketball and boxing. I just grew up there, and they were even there for me when I needed tutoring, so I felt it was only right that I support them back. That’s what’s so great about this, I’m dancing and celebrating in the end zone, and I’m giving back at the same time. It really means a lot to me.” In 2012, he rewarded the club with a career-high 9 touchdowns.

## // GOLDMINE (CONTINUED)

- A Jordan Brand athlete, Crabtree knows fashion and really gives his input on the details of the shoe design, “I tell them what material and color I want and where. I may tell them that I want this leather, this part suede and this part mesh.” He hopes to set his own trends, “If everybody is doing it, then I’m not going to wear it.”
- Crabtree received a basketball scholarship as well as football coming out of high school, so it’s understandable how humbling it is to wear the Jordan brand. “It’s the best of both worlds right now. Jordan is real big on who represents him with his brand. He looks for sharp guys with good character.”
- A nationally-ranked basketball player at Carter HS in Dallas, TX, Crabtree was rated among the top 50 prospects in Texas and received several scholarship offers from major colleges. As a senior, he averaged 20.8 points, 6.7 rebounds and 3.1 assists per game. Crabtree limited his college options to those that would allow him to play both basketball and football. He chose Texas Tech because both Bob Knight and Mike Leach recruited him.
- Crabtree has so many pairs of shoes, he can’t put a number on it. Shoes take up his parents’ garages, his house in Dallas, and any other place he can store them. Some may say that’s excessive, but they may not know the real reason behind his shoe collection. “Growing up I didn’t have many shoes. I used to love shoes and cherish the ones that I had. I’d clean them up every day and polish them.” Crabtree has big plans for a shoe rack at his home in the Bay Area so he can put them all on display. The shoes are not in boxes though, “I want to see them, my closet is going to look like Niketown.”
- His desire to play football can be traced to video games when he was young. “Growing up, all I did was play video games. I was a big Madden fan, and even before that, I was a big Tecmo Bowl guy,” Crabtree said. “Tecmo Bowl, that was the game. It was so simple, but at the same time, I think that’s what made it so much fun. There weren’t even any flags, you could run all around the field with Bo Jackson. I love that game.” Even now, he’ll have fans come up to him to talk not just his play on the football field, but Crabtree’s digital character in the video game and in fantasy football. He said he’d like to have the Crab Shake dance be used in Madden and laughed about being rated higher in the game. “They need to give me some more speed in there. I check the ratings, and I couldn’t believe my score. My speed is a little suspect in that game, but I’m going to keep my cool [laughing],” he said jokingly.

## // CAREER HIGHLIGHTS

- Became the first 49ers player since WR Terrell Owens in 2003 to post a 1,000-yd. receiving season, tallying a career year in 2012 with 85 repects. for 1,105 yds. and 9 TDs.
- Registered two 100-yd. receiving games in the 2012 postseason with 3 TD repects.

**// 2013**

- In his first action of the season vs. StL (12/1), Crabtree started and hauled in 2 receipts. for 68 yds. His 60-yd. receipt. in the 3rd qtr. tied his career-long.
- Registered his first 100-yd. game of the season and 8th of his career, tallying 5 receipts. for 102 yds vs. Atl. (12/23). It marked Crabtree's first 100-yd. game since 12/30/12 vs. Arz. (8 receipts. for 172 yds. and 2 TDs).
- Crabtree hauled in 8 receipts. for a postseason single-game career-high 125 yds. at GB (1/5/14 - NFC-W), marking his 3rd career 100-yd. game in the postseason.

**// 2012**

- Crabtree finished the season with career highs in receipts. (85), rec. yds. (1,105) and TDs (9). He became just the 9th player in 49ers history, and first since 2003, to register a 1,000-yd. season (last by WR Terrell Owens - 1,102 rec. yds.).
- Tallied 30, 3rd down receipts., which was t-4th most in the NFL. In 2 games, he registered 4 catches on 3rd down, [vs. Det. (9/16), at Arz. (10/29)].
- Tied for the NFL lead for the season with 5 TDs on third down (Chi. WR Brandon Marshall - 5).
- Led team in receipts. in 4 of the first 5 games of the season, hauling in 7 receipts. for 76 yds. in season opening win at GB (9/9), 6 receipts. for 67 yds. vs. Det. (9/16) and 6 receipts. for 40 yds. at Min. (9/23).
- In the 4th qtr. vs. Det. (9/16), tallied 3 third-down catches, all resulting in first downs against Lions.
- Registered a team-high 6 receipts. for 113 yds. and 1 TD vs. Buf (10/7).
- In his 50th NFL game, Crabtree registered the second 2 TD performance of his career at Arz. (10/29), leading the team by hauling in 5 receipts. for 72 yds. and 2 TDs. QB Alex Smith connected with Crabtree on a 3-yd. TD pass in the 1st qtr. and Crabtree's 2nd TD came on a 9-yd. catch-and-run in the 2nd qtr. from Smith.
- Notched 3 receipts. for 31 yds. and 1 TD vs. Chi. (11/19), marking his 3rd consecutive game with a TD reception, the longest streak of his career.
- Led team in 3 consecutive weeks in receiving with 7 receipts. for 101 yds. at StL (12/2), tied a career-high with 9 receipts. vs. Mia (12/9) with 93 rec. yds and tallied 7 receipts. for 107 yds. and 2 TDs at NE (12/16).
- Hauled in 8 receipts. for a career-high 172 yds. and 2 TDs vs. Arz. (12/30). The 172 rec. yds. were the most by a 49ers WR since 11/3/02 at Oak. (WR Terrell Owens - 12 receipts. for 191 yds.). It marked Crabtree's 7th career 100-yd. game and 4th of the season. It also was his 3rd multi-TD game of the season and 4th of his career.
- Led the team with 9 receipts. for 119 yds. and 2 TDs vs. GB (1/12/13 - NFC-D). This marked his first career multi-TD performance and first-career 100-yd. game in the postseason. Along with QB Colin Kaepernick (181 rush. yds.) and RB Frank Gore (119 rush. yds.), the 49ers became the first team to have two, 100-yd. rushers and one, 100-yd. receiver in a playoff game in NFL history.
- Tallied 5 receipts. for 109 yds. and 1 TD vs. Bal. (2/3/13 - SB XLVII), marking his 2nd 100-yd. game during the postseason.

**// 2011**

- Led the team in receipts. (72) and rec. yds. (874), while adding 4 TDs.
- Hauled in a game-high 9 receipts. for 77 yds. at Det. (10/16), tying his career high (9 receipts. - 10/10/10 vs. Phi.).
- Converted on a 2-pt. conversion in the 4th qtr. vs. NYG (11/14). The 2-pt. conversion was Crabtree's first and the 49ers first since 9/20/10 vs. NO.
- Hauled in 7 receipts. for 120 yds. vs. Arz. (11/20), marking his first 100-yd. receiving performance since 12/26/10 at StL and the third of his career.
- Tallied 4 receipts. for 96 yds. and 1 TD vs. StL (12/4). He caught a season-long 52-yd. TD pass in the 3rd qtr., marking his 2nd TD receipt. of the season and his longest receipt. since 12/26/10 at StL (60-yd. TD from QB Troy Smith).
- Led the team with 5 catches for 85 yds. at Sea. (12/24), including a 41-yd. receipt. that set up the game-winning 39-yd. FG with 3:01 remaining in the game.
- Recorded 8 receipts. for 86 yds. and 2 TDs at StL (1/1), marking his first career 2-TD performance.
- Caught a 4-yd. TD pass from QB Alex Smith and hauled in 4 catches for 25 yds. vs. NO (1/14/12 - NFC-D).

**// 2010**

- Registered 9 receipts. for 105 yds. and 1 TD vs. Phi. (10/10), marking his first career 100-yd. performance. His 9 receipts. also set a new career high. Became the first 49ers wide receiver to register a 100-yd. game since WR Isaac Bruce at Dal. (11/24/08 - 8 receipts. for 125 yds. and 1 TD). Along with TE Vernon Davis (104 rec. yds.), the duo became the first set of 49ers teammates to eclipse the 100-yd. receiving plateau in the same game since 1/3/00 at Atl. [WR Jerry Rice (143 rec. yds.) and WR J.J. Stokes (130 rec. yds.)].
- Registered his 4th TD of the season on a 16-yd. TD pass from QB Troy Smith to give the 49ers a 20-17 lead in the 4th qtr. vs. StL (11/14).
- Notched 6 receipts. for a career-high 122 yds. and 1 TD at StL (12/26), which included a career-long 60-yd. receipt. from QB Troy Smith.

**// 2009**

- Finished the regular season ranked 1st among all NFL rookies with 56.8 rec. yds./game.
- Ranked t-4th in franchise history with 48 receipts. and 625 rec. yds. among all 49ers rookies.
- Ranked 2nd on the team with 625 rec. yds. and 4th on the team with 48 receipts. during the season.
- Started his first career game and registered 5 receipts. for 56 yds. at Hou. (10/25).
- Caught a 38-yd. strike from QB Alex Smith for his first career TD at GB (11/22).
- Recorded his first TD in front of the home crowd on a 35-yd TD receipt. from Smith vs. Arz. (12/14).



**// COLLEGE**

As college football's most productive receiver over his final 2 seasons, he was twice honored as the Fred Biletnikoff Award recipient, becoming the first ever first-year player to receive the award in 2007. The two-time All-America and Big 12 selection finished his 2-year Texas Tech career with 3,127 rec. yds., breaking the previous team record of 3,069 yds. set by WR Wes Welker. Became only the 7th player in conference history to gain over 3,000 career yds. Ranked 5th in NCAA history in career rec. avg. (120.3) and 6th in career TD receipts. (41), shattering the previous school record (30). His 231 career receipts, and 41 career TDs, which came in 2007-08, set NCAA records for catches and TDs in a two-year span. A model of consistency, put together a string of 13 consecutive games with at least 1 TD and 5 receipts., tying an NCAA record. In 2008, registered 1,165 yds. rec. (97 receipts.) and 19 TDs. Set school, conference and NCAA freshman single-season records with 134 receipts. for 1,962 yds. (14.6 avg) and 22 TDs, in 2007. His rec. yardage total that year is 3rd best in NCAA history. Redshirted as a true freshman.

**// PERSONAL**

- Played QB at Carter (Dallas, TX) HS, finishing his senior season with 870 passing yds. and 11 TDs, while running for 646 yds. and 9 TDs on 100 carries.
- Born Michael Crabtree (9/14/87) in Dallas, TX.
- Majored in general studies.

**// INJURY REPORT**

- 2011:** Inactive vs. Dal. (9/18) with a foot injury.
- 2013:** Placed on the Reserve/PUP List on 8/27 with an Achilles injury.

**CRABTREE'S CAREER STATISTICS**

YEAR	TEAM	GP	GS	RECEIVING					RUSHING				
				NO	YDS	AVG	LG	TD	ATT	YDS	AVG	LG	TD
2009	SF	11	11	48	625	13.0	50	2	0	0	—	—	0
2010	SF	16	15	55	741	13.5	60t	6	0	0	—	—	0
2011	SF	15	14	72	874	12.1	52t	4	1	6	6.0	6	0
2012	SF	16	16	85	1,105	13.0	49t	9	1	8	8.0	8	0
2013	SF	5	5	19	284	14.9	60	1	0	0	—	—	0
<b>TOTALS</b>		<b>63</b>	<b>61</b>	<b>279</b>	<b>3,629</b>	<b>12.9</b>	<b>60t</b>	<b>22</b>	<b>2</b>	<b>14</b>	<b>7.0</b>	<b>8</b>	<b>0</b>

**PLAYOFFS**

YEAR	TEAM	GP	GS	RECEIVING					RUSHING				
				NO	YDS	AVG	LG	TD	ATT	YDS	AVG	LG	TD
2011	SF	2	2	5	28	5.6	9	1	0	0	—	—	0
2012	SF	3	3	20	285	14.3	33	3	0	0	—	—	0
2013	SF	3	2	15	203	13.5	31	0	0	0	—	—	0
<b>TOTALS</b>		<b>8</b>	<b>7</b>	<b>40</b>	<b>516</b>	<b>12.9</b>	<b>33</b>	<b>4</b>	<b>0</b>	<b>0</b>	<b>—</b>	<b>—</b>	<b>0</b>

**Additional Statistics:**

**Fumble – Lost:** Regular Season 1–1: 1–1 in 2009; Postseason 2–1: 1–1 in 2012; 1–0 in 2013

**Milestones:**

**NFL Debut:** at Hou. (10/25/09); **First Start:** at Hou. (10/25/09); **First Reception:** at Hou. (10/25/09 – 4–yd. pass from QB Shaun Hill); **First TD Reception:** at GB (11/22/09 – 38–yd. pass from QB Alex Smith); **100–yd. Games:** 8, Last vs. Atl. (12/23/13 – 102 yds.); **Reached 1,000 rec. yds:** vs. Den. (10/31/10 – 28–yd. TD pass from QB Troy Smith); **Reached 2,000 rec. yds:** at Arz. (12/11/11 – 15–yd. pass from QB Alex Smith); **Reached 3,000 rec. yds:** vs. Mia. (12/9/12 – 3–yd. pass from QB Colin Kaepernick)

**CRABTREE'S CAREER HIGHS**

**Receptions:** Regular Season – 9 (3 times) Last vs. Mia (12/9/12); Postseason – 9 vs. GB (1/12/13)

**Receiving Yards:** Regular Season – 172 vs. Arz. (12/30/12); Postseason – 125 at GB (1/5/14)

**Rushes:** 1 (2 times) Last at Arz. (10/29/12)

**Long Rush:** 8 at Arz. (10/29/12)

**Long Reception:** Regular Season – 60 (2 times) Last vs. StL (12/1/13); Postseason – 33 at Atl (1/20/13)

**TD Receptions:** Regular Season – 2 (4 times) Last vs. Arz. (12/30/12); Postseason – 2 vs. GB (1/12/13)

CRABTREE'S GAME-BY-GAME

2009								
Date	Opp	W/L	P/S	Rec	Yds	Avg	Lg	TD
Sep 13	at Arz	W	—	NOT ON ROSTER	—	—	—	—
Sep 20	Sea	W	—	NOT ON ROSTER	—	—	—	—
Sep 27	at Min	L	—	NOT ON ROSTER	—	—	—	—
Oct 4	StL	L	—	NOT ON ROSTER	—	—	—	—
Oct 11	Atl	W	—	ROSTER EXEMPTION	—	—	—	—
Oct 25	at Hou	L	1/1	5	56	11.2	18	0
Nov 1	at Ind	L	1/1	6	81	13.5	27	0
Nov 8	Ten	W	1/1	3	30	10.0	17	0
Nov 12	Chi	W	1/1	4	48	12.0	20	0
Nov 22	at GB	W	1/1	4	77	19.3	38t	1
Nov 29	Jax	L	1/1	4	54	13.5	27	0
Dec 6	at Sea	L	1/1	6	60	10.0	20	0
Dec 14	Arz	L	1/1	5	67	13.4	35t	1
Dec 20	at Phi	W	1/1	4	26	6.5	12	0
Dec 27	Det	L	1/1	4	68	17.0	50	0
Jan 3	at StL	W	1/1	3	58	19.3	38	0
<b>TOTALS</b>			<b>11/11</b>	<b>48</b>	<b>625</b>	<b>13.0</b>	<b>50</b>	<b>2</b>

2010								
Date	Opp	W/L	P/S	Rec	Yds	Avg	Lg	TD
Sep 12	at Sea	L	1/1	2	12	6.0	9	0
Sep 20	NO	L	1/1	1	32	32.0	32	0
Sep 26	at KC	L	1/1	3	37	12.3	22	0
Oct 3	at Atl	L	1/1	5	58	11.6	15	0
Oct 10	Phi	L	1/1	9	105	11.7	22	1
Oct 17	Oak	W	1/1	4	57	14.3	32t	1
Oct 24	at Car	L	1/1	4	31	7.8	18	0
Oct 31	Den	W	1/0	3	53	17.7	28t	1
Nov 14	StL	W	1/1	4	61	15.3	21	1
Nov 21	TB	L	1/1	1	15	15.0	15	0
Nov 29	at Arz	W	1/1	2	48	24.0	38	1
Dec 5	at GB	W	1/1	3	45	15.0	39	0
Dec 12	Sea	W	1/1	1	1	1.0	1	0
Dec 16	at SD	L	1/1	3	17	5.7	9	0
Dec 26	at StL	L	1/1	6	122	20.3	60t	1
Jan 2	Arz	W	1/1	4	47	11.8	18	0
<b>TOTALS</b>			<b>16/15</b>	<b>55</b>	<b>741</b>	<b>13.5</b>	<b>60t</b>	<b>6</b>

2011								
Date	Opp	W/L	P/S	Rec	Yds	Avg	Lg	TD
Sep 11	Sea	W	1/0	1	4	4.0	4	0
Sep 18	Dal	L	—	—	INACTIVE (Foot)	—	—	—
Sep 25	at Cin	W	1/1	3	24	8.0	8	0
Oct 2	at Phi	W	1/1	5	68	13.6	38	0
Oct 9	TB	W	1/1	2	36	18.0	21	0
Oct 16	at Det	W	1/1	9	77	8.6	27	0
Oct 30	Cle	W	1/1	5	54	10.8	41	1
Nov 6	at Was	W	1/1	5	51	10.2	21	0
Nov 13	NYG	W	1/1	1	21	21.0	21	0
Nov 20	Arz	W	1/1	7	120	17.1	38	0
Nov 24	at Bal	L	1/1	6	54	9.0	18	0
Dec 4	StL	W	1/1	4	96	24.0	52t	1
Dec 11	at Arz	L	1/1	7	63	9.0	15	0
Dec 19	Pit	W	1/1	4	35	8.8	12	0
Dec 24	at Sea	W	1/1	5	85	17.0	41	0
Jan 1	at StL	W	1/1	8	86	10.2	28t	2
<b>TOTALS</b>			<b>15/14</b>	<b>72</b>	<b>880</b>	<b>12.1</b>	<b>52t</b>	<b>4</b>

2011 Postseason								
Date	Opp	W/L	P/S	Rec	Yds	Avg	Lg	TD
Jan 14	NO	W	1/1	4	25	6.3	9	1
Jan 22	NYG	L	1/1	1	3	3.0	3	0
<b>TOTALS</b>			<b>2/2</b>	<b>5</b>	<b>28</b>	<b>5.6</b>	<b>9</b>	<b>1</b>

2012									
Date	Opp	W/L	P/S	Rec	Yds	Avg	Lg	TD	
Sep 9	at GB	W	1/1	7	76	10.9	20	0	
Sep 16	Det	W	1/1	6	67	11.2	17	0	
Sep 23	at Min	L	1/1	6	40	6.7	9	0	
Sep 30	at NYJ	W	1/1	2	15	7.5	12	0	
Oct 7	Buf	W	1/1	6	113	18.8	36	1	
Oct 14	NYG	L	1/1	3	26	8.7	12	0	
Oct 18	Sea	W	1/1	4	31	7.8	16	0	
Oct 29	at Arz	W	1/1	5	72	14.4	30	2	
Nov 11	StL	T	1/1	5	70	14.0	19	1	
Nov 19	Chi	W	1/1	3	31	10.3	20	1	
Nov 25	at NO	W	1/1	3	26	8.7	15	0	
Dec 2	at StL	L	1/1	7	101	14.4	30	0	
Dec 9	Mia	W	1/1	9	93	10.3	25	0	
Dec 16	at NE	W	1/1	7	107	15.3	38t	2	
Dec 23	at Sea	L	1/1	4	65	16.3	35	0	
Dec 30	Arz	W	1/1	8	172	21.5	49t	2	
<b>TOTALS</b>			<b>16/16</b>	<b>85</b>	<b>1,105</b>	<b>13.0</b>	<b>49t</b>	<b>9</b>	

2012 Postseason									
Date	Opp	W/L	P/S	Rec	Yds	Avg	Lg	TD	
Jan 12	GB	W	1/1	9	119	13.2	20t	2	
Jan 20	at Atl	W	1/1	6	57	9.5	33	0	
Feb 3	Bal	L	1/1	5	109	21.8	31t	1	
<b>TOTALS</b>			<b>3/3</b>	<b>20</b>	<b>285</b>	<b>14.3</b>	<b>33</b>	<b>3</b>	

2013									
Date	Opp	W/L	P/S	Rec	Yds	Avg	Lg	TD	
Sep 8	GB	W	—	—	RESERVE/PUP	—	—	—	
Sep 15	at Sea	L	—	—	RESERVE/PUP	—	—	—	
Sep 22	Ind	L	—	—	RESERVE/PUP	—	—	—	
Sep 26	at StL	W	—	—	RESERVE/PUP	—	—	—	
Oct 6	Hou	W	—	—	RESERVE/PUP	—	—	—	
Oct 13	Arz	W	—	—	RESERVE/PUP	—	—	—	
Oct 20	at Ten	W	—	—	RESERVE/PUP	—	—	—	
Oct 27	at Jax	W	—	—	RESERVE/PUP	—	—	—	
Nov 10	Car	L	—	—	RESERVE/PUP	—	—	—	
Nov 17	at NO	L	—	—	RESERVE/PUP	—	—	—	
Nov 25	at Was	W	—	—	RESERVE/PUP	—	—	—	
Dec 1	StL	W	1/1	2	68	34.0	60	0	
Dec 8	Sea	W	1/1	4	40	10.0	17	0	
Dec 15	at TB	W	1/1	5	45	9.0	14	1	
Dec 23	Atl	W	1/1	5	102	20.4	47	0	
Dec 29	at Arz	W	1/1	3	29	9.7	13	0	
<b>TOTALS</b>			<b>5/5</b>	<b>19</b>	<b>284</b>	<b>14.9</b>	<b>60</b>	<b>1</b>	

2013 Postseason									
Date	Opp	W/L	P/S	Rec	Yds	Avg	Lg	TD	
Jan 5	at GB	W	1/1	8	125	15.6	31	0	
Jan 12	at Car	W	1/1	3	26	8.7	20	0	
Jan 19	at Sea	L	1/0	4	52	13.0	22	0	
<b>TOTALS</b>			<b>3/2</b>	<b>15</b>	<b>203</b>	<b>13.5</b>	<b>31</b>	<b>0</b>	



# CHRIS CULLIVER

**CB**
**HT 6-0**
**WT 199**
**COLLEGE SOUTH CAROLINA**

 BORN 8.17.88 // PHILADELPHIA, PA // GARNER MAGNET HS, GARNER, NC  
 4TH YEAR // ACQUIRED D-3 IN '11

Chris Culliver saw action in all 32 regular season games and five postseason contests over his first two seasons in the NFL. Culliver spent the 2013 season on the Injured Reserve List with a knee injury. In February of 2014, he was awarded the Champion of Compassion Award by Critter Lovers at Work (CLAW) honoring the Chris Culliver Foundation, which promotes animal welfare and helps inner city youth.

## // TRANSACTIONS

Originally a 3rd-round (80th overall) draft choice by SF in 2011... Placed on the Injured Reserve List on 8/27/13.

## // GOLDMINE

- While 49er fans know Culliver as a cornerback, he hasn't always been a fixture on the defensive side of the ball. At the University of South Carolina, Culliver also contributed on special teams, setting school records in career kick returns (106) and kick return yards (2,476 yards). He finished 3rd in the SEC in return yards in his freshman (809) and sophomore seasons (821). He also made one start at wide receiver in 2007.
- Culliver received a "Champion of Compassion" Award by Critter Lovers At Work (CLAW) for his efforts in his foundation that supports animal welfare. His organization, known as the 'Chris Culliver Foundation,' encourages inner city communities to use animals as companions and empower youth to become better stakeholders in the community by partnering with policy issues concerning the welfare of animals. In April of 2014, he hosted the ABKC Dog Show in San Jose. He himself has four dogs and has raised awareness about the evils of dog fighting.

## // 2013

- Placed on Injured Reserve on 8/27 with a knee injury and missed the entire 2013 season.

## // 2012

- Started first career NFL game at GB (9/9) and recorded 6 tackles and 1 PD. His PD came on on the final defensive play of the game as he batted down a pass from QB Aaron Rodgers intended for WR Jordy Nelson.
- Recorded his 2nd career INT vs. Buf. (10/7), picking off QB Ryan Fitzpatrick in the 3rd qtr.
- Notched his 2nd INT of the season, and 3rd of his career at Arz. (10/29), picking off QB John Skelton as the first half ended. Culliver registered a career-high 5 PDs at Arz. (10/29).
- Posted a career-high 8 tackles in 2 games this season, at StL (12/2) with 6 solo and 2 assists, and at NE (12/16), 7 solo and 1 assist.
- Recorded his first career FR at NE (12/16), scooping up a loose ball from RB Shane Vereen that LB NaVorro Bowman forced.
- Picked off Falcons QB Matt Ryan at Atl. (1/20/13 - NFC-C) marking his first career postseason INT.

## // 2011

- Made NFL debut vs. Sea. (9/11) on special teams and had 1 special teams tackle.
- Notched 3 PDs vs. TB (10/9) and his first career INT after picking off QB Josh Freeman in the 2nd qtr., which led to a 2-yd. TD run from RB Frank Gore.
- Recorded a career-high 6 tackles (5 solo) vs. Pit. (12/19).
- Tallied 6 tackles and 1 PD vs. NYG (1/22/12 - NFC-C).

## // COLLEGE

Played in 43 games (32 starts) for the Gamecocks and recorded 156 tackles, 3 INTs, 4.0 sacks, 10 TFLs, 3 FFs, 1 FR and 14 PDs. Also registered 106 KORs for 2,476 yds and 2 PRs for 18 yds. Set a school record and ranks 3rd in SEC history in career KORs and KOR yds. Became just the 5th player in school history to lead the team in KOR avg. for three consecutive seasons (2007-09). Originally began his career at South Carolina as a WR before moving to FS as a sophomore, and eventually transitioned to CB as a senior. In 2010, was a preseason All-American and All-SEC honoree. Started all seven games he appeared in and registered 34 tackles, 1.0 sack, 2.5 TFLs, a FF and 2 PDs. Also registered 12 KORs for 261 yds. (21.8 avg.). Suffered a season-ending torn pectoral muscle vs. Tennessee. As a junior, named Second-Team All-SEC by *The NFL Draft Report* and AP. Started all 12 games at FS and recorded 62 tackles, 2.0 sacks, 3 TFLs, a FR and 9 PDs, while adding 26 KORs for 585 yds. (22.5 avg.). Led a secondary that ranked 2nd in the SEC and 8th nationally in pass defense (163.0 yds./gm.). In his sophomore season, played in 13 games (12 starts) and notched 60 tackles, 3 INTs, 1.0 sack, 2 FFs and 3 PDs. Also registered 34 KORs for 821 yds. (24.2 avg.). Helped the Gamecock secondary rank 2nd in the nation in pass defense (159.2 yds./gm.). In 2007, was a Freshman All-America choice as a return specialist by *The NFL Draft Report* and a Freshman All-SEC selection by *The Sporting News*. Played in 11 games (1 start) as a WR and registered 34 KORs for 809 yds (23.8 avg.).

## // PERSONAL

- Attended Garner (NC) Magnet HS and was regarded as the top prep player in the state of North Carolina, receiving a five-star prospect rating. Also earned all-state honors.
- Notched 287 tackles, 8 INTs and 7.0 sacks as a junior and senior. Registered 6 returns for TDs on special teams (4 KR and 2 PRs).
- Has a daughter, Chloe, who was born on 12/17/12.
- Born Chris Culliver (8/17/88) in Philadelphia, PA.
- Majored in sport and entertainment management.

## // INJURY REPORT

**2013:** Placed on Injured Reserve on 8/27 with a knee injury.

**CULLIVER'S CAREER STATISTICS**

YEAR	TEAM	GP	GS	TACKLES					YDS	INTERCEPTIONS					FUMBLES		
				TOT	SOL	AST	SACKS	INT		YDS	LG	TD	PD	FF	FR	YDS	
2011	SF	16	0	36	31	5	0.0	0.0	1	23	23	0	7	0	0	0	
2012	SF	16	6	56	43	13	0.0	0.0	2	4	4	0	14	0	1	0	
2013	SF	-	-	-	INJURED RESERVE (Knee)			-	-	-	-	-	-	-	-	-	
<b>TOTALS</b>		<b>32</b>	<b>6</b>	<b>92</b>	<b>74</b>	<b>18</b>	<b>0.0</b>	<b>0.0</b>	<b>3</b>	<b>27</b>	<b>23</b>	<b>0</b>	<b>21</b>	<b>0</b>	<b>1</b>	<b>0</b>	

**PLAYOFFS**

YEAR	TEAM	GP	GS	TACKLES					YDS	INTERCEPTIONS					FUMBLES		
				TOT	SOL	AST	SACKS	INT		YDS	LG	TD	PD	FF	FR	YDS	
2011	SF	2	0	10	8	2	0.0	0.0	0	0	-	0	1	0	0	0	
2012	SF	3	2	12	10	2	0.0	0.0	1	6	6	0	3	0	0	0	
2013	SF	-	-	-	INJURED RESERVE (KNEE)			-	-	-	-	-	-	-	-	-	
<b>TOTALS</b>		<b>5</b>	<b>2</b>	<b>22</b>	<b>18</b>	<b>4</b>	<b>0.0</b>	<b>0.0</b>	<b>1</b>	<b>6</b>	<b>6</b>	<b>0</b>	<b>4</b>	<b>0</b>	<b>0</b>	<b>0</b>	

**Additional Statistics:**

**Special Teams Tackles:** Regular Season – 11: 2011 (4); 2012 (7); Postseason – 1: 2011 (1)

**Milestones:**

**NFL Debut:** vs. Sea. (9/11/11); **First Start:** at GB (9/9/12); **First INT:** vs. TB (10/9/11 – QB Josh Freeman); **First FR:** at NE (12/16/12 – RB Shane Vereen)

**CULLIVER'S CAREER HIGHS**

**Total Tackles:** Regular Season – 8 (2 times) Last at NE (12/16/12); Postseason – 6 vs. NYG (1/22/12)  
**Solo:** Regular Season – 7 at NE (12/16/12); Postseason – 5 vs. NYG (1/22/12)  
**Assists:** 2 (3 times) Last at StL (12/2/12); Postseason – 1 (2 times) Last vs. GB (1/12/13)

**Passes Defensed:** Regular Season – 4 at Arz. (10/29/12); Postseason – 2 vs. Bal. (2/3/13)  
**Fumble Recoveries:** 1 at NE (12/16/12)  
**Interceptions:** Regular Season – 1 (2 times) Last vs. Buf. (10/7/12); Postseason – 1 at Atl. (1/20/13)

**CULLIVER'S GAME-BY-GAME**

2011													2012																	
Date	Opp	W/L	P/S	Tot	Sol	Ast	Sk	Yds	Int	Yds	PD	FF	FR	Yds	Date	Opp	W/L	P/S	Tot	Sol	Ast	Sk	Yds	Int	Yds	PD	FF	FR	Yds	
Sep 11	Sea	W	1/0	0	0	0	0.0	0.0	0	0	0	0	0	0	Sep 9	at GB	W	1/1	6	4	2	0.0	0.0	0	0	1	0	0	0	
Sep 18	Dal	L	1/0	0	0	0	0.0	0.0	0	0	0	0	0	0	Sep 16	Det	W	1/1	2	1	1	0.0	0.0	0	0	1	0	0	0	
Sep 25	at Cin	W	1/0	0	0	0	0.0	0.0	0	0	0	0	0	0	Sep 23	at Min	L	1/0	0	0	0	0.0	0.0	0	0	0	0	0	0	
Oct 2	at Phi	W	1/0	3	3	0	0.0	0.0	0	0	0	0	0	0	Sep 30	at NYJ	W	1/0	1	0	1	0.0	0.0	0	0	0	0	0	0	
Oct 9	TB	W	1/0	2	2	0	0.0	0.0	1	23	3	0	0	0	Oct 7	Buf	W	1/1	2	2	0	0.0	0.0	1	4	1	0	0	0	
Oct 16	at Det	W	1/0	2	2	0	0.0	0.0	0	0	1	0	0	0	Oct 14	NYG	L	1/0	4	4	0	0.0	0.0	0	0	0	0	0	0	
Oct 30	Cle	W	1/0	5	4	1	0.0	0.0	0	0	1	0	0	0	Oct 18	Sea	W	1/0	3	2	1	0.0	0.0	0	0	2	0	0	0	
Nov 6	at Was	W	1/0	3	3	0	0.0	0.0	0	0	1	0	0	0	Oct 29	at Arz	W	1/0	4	3	1	0.0	0.0	1	0	4	0	0	0	
Nov 13	NYG	W	1/0	2	1	1	0.0	0.0	0	0	0	0	0	0	Nov 11	StL	T	1/0	2	1	1	0.0	0.0	0	0	0	0	0	0	
Nov 20	Arz	W	1/0	2	2	0	0.0	0.0	0	0	0	0	0	0	Nov 19	Chi	W	1/0	2	2	0	0.0	0.0	0	0	0	0	0	0	
Nov 24	at Bal	L	1/0	5	4	1	0.0	0.0	0	0	1	0	0	0	Nov 25	at NO	W	1/0	5	3	2	0.0	0.0	0	0	0	0	0	0	0
Dec 4	StL	W	1/0	1	1	0	0.0	0.0	0	0	0	0	0	0	Dec 2	at StL	L	1/0	8	6	2	0.0	0.0	0	0	1	0	0	0	
Dec 11	at Arz	L	1/0	1	1	0	0.0	0.0	0	0	0	0	0	0	Dec 9	Mia	W	1/1	2	1	1	0.0	0.0	0	0	3	0	0	0	
Dec 19	Pit	W	1/0	6	5	1	0.0	0.0	0	0	0	0	0	0	Dec 16	at NE	W	1/1	8	7	1	0.0	0.0	0	0	0	0	1	0	
Dec 24	at Sea	W	1/0	2	2	0	0.0	0.0	0	0	0	0	0	0	Dec 23	at Sea	L	1/0	4	4	0	0.0	0.0	0	0	0	0	0	0	0
Jan 1	at StL	W	1/0	2	1	1	0.0	0.0	0	0	0	0	0	0	Dec 30	Arz	W	1/1	3	3	0	0.0	0.0	0	0	1	0	0	0	
<b>TOTALS</b>			<b>16/0</b>	<b>36</b>	<b>31</b>	<b>5</b>	<b>0.0</b>	<b>0.0</b>	<b>1</b>	<b>23</b>	<b>7</b>	<b>0</b>	<b>0</b>	<b>0</b>	<b>TOTALS</b>			<b>16/6</b>	<b>56</b>	<b>43</b>	<b>13</b>	<b>0.0</b>	<b>0.0</b>	<b>2</b>	<b>4</b>	<b>14</b>	<b>0</b>	<b>1</b>	<b>0</b>	

2011 Postseason													2012 Postseason																
Date	Opp	W/L	P/S	Tot	Sol	Ast	Sk	Yds	Int	Yds	PD	FF	FR	Yds	Date	Opp	W/L	P/S	Tot	Sol	Ast	Sk	Yds	Int	Yds	PD	FF	FR	Yds
Jan 14	NO	W	1/0	4	3	1	0	0.0	0	0	0	0	0	0	Jan 12	GB	W	1/1	5	4	1	0.0	0.0	0	0	0	0	0	0
Jan 22	NYG	L	1/0	6	5	1	0	0.0	0	0	1	0	0	0	Jan 20	at Atl	W	1/1	5	4	1	0.0	0.0	1	6	1	0	0	0
<b>TOTALS</b>			<b>2/0</b>	<b>10</b>	<b>8</b>	<b>2</b>	<b>0</b>	<b>0.0</b>	<b>0</b>	<b>0</b>	<b>1</b>	<b>0</b>	<b>0</b>	<b>0</b>	<b>TOTALS</b>			<b>3/2</b>	<b>12</b>	<b>10</b>	<b>2</b>	<b>0.0</b>	<b>0.0</b>	<b>1</b>	<b>6</b>	<b>3</b>	<b>0</b>	<b>0</b>	<b>0</b>

2013														
Date	Opp	W/L	P/S	Tot	Sol	Ast	Sk	Yds	Int	Yds	PD	FF	FR	Yds
PLACED ON INJURED RESERVE ON 8/27 (Knee)														
<b>TOTALS</b>				-	-	-	-	-	-	-	-	-	-	-



# CRAIG DAHL

S

HT 6-1

WT 212

COLLEGE NORTH DAKOTA STATE

BORN 6.17.85 // MADISON LAKE, MN // MANKATO EAST HS, MANKATO, MN  
8TH YEAR // ACQUIRED FA IN '13

The 49ers signed Craig Dahl as a free agent in 2013, after he started all 16 games for St. Louis in 2012. Since signing with the New York Giants as an undrafted free agent in 2007 from North Dakota State, he has played in 86 games (42 starts) over the past seven seasons. Dahl has registered 345 tackles, 2.0 sacks, four interceptions, three forced fumbles, two fumble recoveries and one blocked punt in his career. Dahl is part owner of a commercial real estate company, 43 LLC.

## // TRANSACTIONS

Originally signed as an undrafted free agent with NYG on 5/8/07... Re-signed with NYG on 7/30/08...Signed as a free agent by StL on 3/17/09...Re-signed with StL on a three-year contract on 3/5/10... Signed a three-year contract with SF on 3/16/13.

## // GOLDMINE

- Growing up in Minnesota where there are lakes everywhere, Dahl grew fond of water sports. In the summer time, he enjoyed fishing, boating and water skiing. Now out in sunny and mild California, Dahl has taken up golf as a new hobby.
- Dahl's interest in mechanical engineering must have been peaked by working at his father, Terry's, home automation business growing up. A mechanical engineering major, Dahl was lucky enough to land an internship with an inventor in college. "We worked on about 12 projects of his. Inventions, ideas and new designs," said Dahl. "We did some studies in geothermal heating and cooling, which really interested me."
- He is a part owner of a commercial real estate company named 43 LLC. They handle real estate mostly in Minnesota, but have branched out into Texas as well.

## // 2013 (SAN FRANCISCO)

- Registered his first career blocked punt at Sea. (9/15), on Seahawks P Jon Ryan, marking the first blocked punt by the 49ers since former LB Larry Grant blocked P Robert Malone's punt at NYJ (9/30/12).

## // 2012 (ST. LOUIS)

- Started all 16 games and set a career high with 100 tackles. He also grabbed 1 INT and returned it for a career-long 38 yards.
- Compiled 8 tackles in the first game of the season at Det. (9/9).
- Recorded 9 tackles at Mia. (10/14) and tied his single-game career high for solo tackles with 7.
- In Week 8 vs. NE (10/28), logged 10 tackles.
- Picked off QB Ryan Lindley and returned it a career-long 38 yards to the Cardinals 12-yard line to help the Rams defeat Arz. (11/25) on the road.
- In the final game of the regular season at Sea. (12/30), Dahl recorded 7 tackles giving him a career-high 100 tackles for the season.

## // 2011 (ST. LOUIS)

- Played in 16 games (5 starts), collected 54 tackles, 1 INT and 2 FFs.
- Notched his first INT of the season and 3rd of his career, at GB (10/16).
- Tallied a career high with 12 tackles at SF (12/4) and added his first FF of the season.
- Registered 5 tackles and his 2nd FF of the season in the regular season finale vs. SF (1/1).

## // 2010 (ST. LOUIS)

- Saw action in 15 games (13 starts), and finished 2nd on the Rams with 93 tackles. He also snagged 2 INTs, 1 FR, forced 1 fumble and tallied 1.0 sack.
- In the first game of the season vs. Arz. (9/12), he recovered his 3rd career fumble and recorded 5 tackles.
- In Week 8 vs. Car. (10/31), he registered his first career FF and also contributed 6 tackles to help get the win against the Panthers.
- Snagged his first career INT at Arz. (12/5), picking off QB Derek Anderson and returned it 23 yards. He also posted his first sack of the season and tacked-on 6 tackles.
- Followed up his first career INT by picking off QB Drew Brees the next week at NO (12/12).

## // 2009 (ST. LOUIS)

- Played in 14 games (8 starts) for the Rams, recording 70 tackles, 1.0 sack, 2 FRs and 3 PDs.
- Missed the first 2 games of the season vs. Sea. (9/13) and at Was. (9/20) with a hamstring injury.
- In his first game with his new team, he tallied 11 tackles vs. GB (9/27).
- Grabbed his first career sack on QB Brett Favre for an 8-yd. loss vs. Min. (10/11). Also compiled 9 tackles during the contest.
- The next game, Dahl registered his first career fumble recovery at Jax. (10/18) while adding 8 tackles.

## // 2008 (NEW YORK GIANTS)

- Missed the entire 2008 regular season after tearing the ACL in his right knee during the Giants third preseason game vs. NYJ (8/23) and was placed on the Injured Reserve (8/23).

## // 2007 (NEW YORK GIANTS)

- Played in 9 games (2 starts) for the Giants and recorded 18 tackles.
- Made his first career start, contributing to a victory with 6 tackles, at Phi. (12/9).
- Registered a season high with 7 tackles vs. Was. (12/16) in his 2nd career start.
- Was placed on the Injured Reserve (12/31), following the final regular season game, after suffering a torn ACL in his left knee.

**// COLLEGE**

Played in 43 career games for the Bison, finishing with 238 tackles, 7 INTs, 2.0 sacks and 8 PDs. As a senior, he recorded 61 tackles, 2 INTs and 1.0 sack. His junior year he started in 11 games, led the Bison with 49 solo tackles and also recorded 1 INT, 1 FF, 1 FR and 2 PDs.

**// PERSONAL**

- Attended Mankato East (Madison Lake, MN) HS, where he was a first-team all-state, all-conference and all-city selection.
- In his last 2 seasons of HS, his combined stats were 3,398 yards rushing, 1,769 yards passing and 57 TDs .
- Has an older brother, Brian, who played defensive end at North Dakota State.
- Born Craig Dahl (6/17/85) in Madison Lake, MN.
- In his free time, he enjoys snowmobiling, fishing and wakeboarding.
- Graduated with a bachelor of science in mechanical engineering in 2009.

**// INJURY REPORT**

- 2007:** Placed on the Injured Reserve (12/31) after suffering a torn ACL in his left knee.
- 2008:** Placed on the Injured Reserve after tearing the ACL in his right knee during the Giants third preseason game vs. NYJ (8/23).
- 2009:** Inactive to start the 2009 season vs. Sea. (9/13) and at Was. (9/20) with a hamstring injury.
- 2010:** Inactive vs. Was. (9/26) with a head injury.

**DAHL'S CAREER STATISTICS**

YEAR	TEAM	GP	GS	TACKLES					INTERCEPTIONS					FUMBLES			
				TOT	SOL	AST	SACKS	YDS	INT	YDS	LG	TD	PD	FF	FR	YDS	
2007	NYG	9	2	18	10	8	0.0	0.0	0	0	–	0	0	0	0	0	0
2008	NYG	–	–	–	–	INJURED RESERVE (Knee)			–	–	–	–	–	–	–	–	–
2009	STL	14	8	70	45	25	1.0	8.0	0	0	–	0	4	0	2	3	
2010	STL	15	13	93	45	48	1.0	10.0	2	23	23	0	4	1	1	0	
2011	STL	16	3	54	36	18	0.0	0.0	1	–3	0	0	0	2	0	0	
2012	STL	16	16	104	67	33	0.0	0.0	1	38	38	0	2	0	0	0	
2013	SF	16	0	10	4	6	0.0	0.0	0	0	–	0	0	0	0	0	
<b>TOTALS</b>		<b>86</b>	<b>42</b>	<b>345</b>	<b>207</b>	<b>138</b>	<b>2.0</b>	<b>18.0</b>	<b>4</b>	<b>58</b>	<b>38</b>	<b>0</b>	<b>10</b>	<b>3</b>	<b>3</b>	<b>3</b>	

**PLAYOFFS**

YEAR	TEAM	GP	GS	TACKLES					INTERCEPTIONS					FUMBLES		
				TOT	SOL	AST	SACKS	YDS	INT	YDS	LG	TD	PD	FF	FR	YDS
2013	SF	3	0	0	0	0	0.0	0.0	0	0	–	0	0	0	0	0
<b>TOTALS</b>		<b>3</b>	<b>0</b>	<b>0</b>	<b>0</b>	<b>0</b>	<b>0.0</b>	<b>0.0</b>	<b>0</b>	<b>0</b>	<b>–</b>	<b>0</b>	<b>0</b>	<b>0</b>	<b>0</b>	<b>0</b>

**Additional Statistics:**

**Special Teams Tackles – 56:** 2007 (5), 2009 (11), 2010 (13), 2011 (10), 2012 (10); 2013 (7); Postseason – 1: 2013 (1)

**Blocked Punts – 1:** 2013 (1)

**Milestones:**

**NFL Debut:** vs. GB (9/16/07); **First Start:** at Phi. (12/9/07); **First INT:** at Arz. (12/5/10 – QB Derek Anderson); **First FF:** vs. Car. (10/31/10 – WR Steve Smith); **First FR:** at Jax. (10/18/09 – RB Maurice Jones–Drew); **First Sack:** vs. Min (10/11/09 – QB Brett Favre); **First Blocked Punt:** at Sea. (9/15/13 – by P Jon Ryan)

**DAHL'S CAREER HIGHS**

**Total Tackles:** 12 at SF (12/4/11)

**Solo:** 7 (3 times) Last vs. NE (10/28/12)

**Assists:** 7 vs. GB (9/27/09)

**Passes Defensed:** 2 (2 times) Last vs. SF (12/26/10)

**Interceptions:** 1 (4 times) Last at Arz. (11/25/12)

**Long Interception Return:** 38 at Arz. (11/25/12)

**Fumble Recoveries:** 1 (3 times) Last vs. Arz. (9/12/10)

**Forced Fumbles :** 1 (3 times) Last at SF (12/4/11)





# ANTHONY DAVIS

T

HT 6-5

WT 323

COLLEGE RUTGERS

BORN 10.11.89 // PISCATAWAY, NJ // PISCATAWAY HS, PISCATAWAY, NJ  
4TH YEAR // ACQUIRED D-1A IN '10

Armed with tremendous size, strength, and athleticism, Anthony Davis made an immediate impact at right tackle as a rookie after being selected with the 11th overall pick in the 2010 NFL Draft and has been the entrenched starter ever since. Davis was recognized by his fellow offensive linemen as they selected him the 2012 recipient of the Bobb McKittrick Award, given annually to the 49ers offensive lineman who best exemplifies the dedication, excellence and commitment of its namesake. He was one of only three members of the 2010 NFL Draft class to start every game from 2010-13 (Jax. DT Tyson Alualu & Sea. S Earl Thomas).

## // TRANSACTIONS

Originally the first of two 1st-round (11th overall) draft choices by SF in 2010.

## // AWARDS & HONORS

**2011:** Madden Most Valuable Protectors Award (Week 5), All-NFC West Offense by ESPN's Mike Sando

**2012:** First-Team All-Pro by *Sports Illustrated's* Peter King, *USA Today* All-Joe Team, 2012 Madden Most Valuable Protectors Award, Madden Most Valuable Protectors Award (Week 5), Madden Most Valuable Protectors Award (Week 7), Madden Most Valuable Protectors Award (Week 12), Bobb McKittrick Award

## // GOLDMINE

- In 2012, Davis won the 49ers Bobb McKittrick Award, given annually to the 49ers offensive lineman who best represents the courage, intensity and sacrifice displayed by the longtime offensive line coach. It is voted on by the offensive line. At age 23, Davis became the youngest player in franchise history to win the award.
- Anthony saw first hand the struggles of life while growing up, but that never discouraged him, or the person he leaned on most, his mother. "My mom made it happen, she never played the victim. She always taught me you've got to do what you've got to do."
- Anthony got his first tattoo when he was 15 and has added many more to his arms. "The eye on my hand means wisdom and protection." His favorite tattoo is on the inside of his left forearm, "Wealth is of the heart and the mind, not the wallet." The other ink on his arms range from the Rutgers Scarlet Knight, a dream catcher and a clown in a straight jacket. "I haven't named him yet."

## // 2013

- Was part of an offensive line that helped amass the 2nd most total net yds. on opening day in 49ers franchise history with 494 yds. (404 passing yds. and 90 rushing yds.) vs. GB (9/8).
- Helped pave the way for 219 yds. rushing at StL (9/26). It marked the first time the 49ers had three different RBs score a rushing TD in the same game since 12/2/01 vs. Buf. (Garrison Hearst, Fred Beasley and Paul Smith).
- The offensive line did not allow a sack on 17 total atts. by QB Colin Kaepernick and QB Colt McCoy at Jax. (10/27). The last time the 49ers did not allow a sack was 11/25/12 at NO. The 49ers also rushed for 221 yds. and 4 TDs on 38 carries at Jax., the most rushing yds. in a game by the team during the 2013 season. The 4 rushing TDs tied for the most by any team in a game in the NFL in 2013.
- Provided great running lanes for the offense to gain 199 rushing yds. on 30 atts. vs. Atl. (12/23). The 6.6 yds. per carry avg. was team's highest in any game during the 2013 season. It also marked just the second time in the season that the team had three players rush for over 50 yds. (Gore - 97; Kaepernick - 51; Hunter - 51).

## // 2012

- Part of offensive line that helped RB Frank Gore rush for 112 yds. at GB (9/9), becoming the 1st RB since Garrison Hearst to rush for 100 yds. on opening day. The team rushed for 186 yds. on the day with a 5.8 avg.
- Paved the way as the team rushed for 245 yds. on 44 carries as 9 different players carried the ball at NYJ (9/30).
- Helped the 49ers offense set a team record with 621 total yds. (311 rushing, 310 passing) vs. Buf. (10/7), surpassing the 49ers previous franchise record of 598 vs. Buf. (9/13/92). San Francisco became the first team in NFL history to post 300+ yds. rushing and passing in the same game. For the first time in 49ers history since 11/19/61 vs. Chi., San Francisco posted a 300-yd. passer (QB Alex Smith 303 yds.), two 100 yd-receivers (WR Michael Crabtree - 113 yds.; TE Vernon Davis - 106 yds.) and a 100-yd. rusher (RB Frank Gore - 106 yds.) in the same game. The offensive line did not allow a sack the entire game and was awarded the Madden Most Valuable Protectors Award for Week 5.
- Davis and the 49ers offensive line did not allow a sack on 25 pass atts. by QB Colin Kaepernick at NO (11/25). The performance earned the O-Line the Madden Most Valuable Protectors Award for Week 12.
- Part of offensive line vs. GB (1/12/13 - NFC-D) that helped the 49ers become the first team in NFL history to ever have two, 100-yd. rushers [QB Colin Kaepernick (181 yds. rushing), RB Frank Gore (119 yds. rushing)] and one, 100-yd. receiver [WR Michael Crabtree (119 yds. receiving)] in a playoff game in NFL history.



**// 2012 (CONTINUED)**

- Against the Packers, San Francisco amassed 579 total yds. of offense (323 rushing and 256 passing), setting a new single-game postseason franchise record. The previous record was 537 yds. (211 rushing and 326 passing) vs. Mia. in Super Bowl XIX. The 49ers rushed for 323 yds. on the night, setting the franchise single-game postseason rushing record. The previous rushing record was also set in Super Bowl XIX (211 yds.).
- Davis and the 49ers offense became the first team in Super Bowl history to have a 300-yd. passer, a 100-yd. rusher and two 100-yd. receivers in a single game. QB Colin Kaepernick threw for 302 yds., RB Frank Gore added 110 yds. rushing, WR Michael Crabtree tallied 109 rec. yds. and TE Vernon Davis recorded 104 rec. yds vs. Bal. (2/3/13 - SB XLVII).

**// 2011**

- Part of an offensive line that helped pave the way for RB Frank Gore to gain 100+ rush yds. on the ground in 5 consecutive games, setting a new franchise record.
- Davis and the 49ers offensive line did not allow a sack on 20 pass atts. by QB Alex Smith vs. Sea. (9/11).
- Helped 49ers accumulate 442 yds. of offense in a come-from-behind victory at Phi. (10/2), which included 164 yds. on the ground.
- Davis and the offensive line were awarded the Madden Most Valuable Protectors Award for Week 5. They helped the 49ers offense rush for 213 yds. on the ground while not allowing a sack vs. TB (10/9), marking the first time since 12/14/06 at Sea. that the team rushed for over 200 yds. and did not allow a sack.
- Supported the 49ers offense in rushing for 203 yds. at Det. (10/16), marking the first time the team rushed for over 200 yds. in back-to-back games (10/9 vs. TB, 213 yds.) since 12/6/98 at Car. (236 yds.) and 12/14/98 vs. Det. (328 yds.).
- Helped the 49ers offense hold the ball for 44:16 while not allowing a sack vs. Arz. (11/20), marking the highest time of possession for the team since 11/3/02 at Oak. (44:33 - 49ers W, 23-20).
- Davis and the offensive line prevented QB Alex Smith from getting sacked in a 20-3 win on MNF vs. Pit. (12/19).

**// 2010**

- Along with G Mike Lupati, became just the 3rd set of rookies to start every game on the offensive line since the 16-game schedule was instituted in 1978 (T Adam Meadows and T Tarik Glenn in 1997 with Ind. & C Nick Mangold and T D'Brickshaw Ferguson in 2006 with NYJ).
- The duo became just the 4th set of rookies to start on the offensive line on opening day in franchise history, and the first since 1958.
- Part of an offensive line that did not allow a sack vs. NO (9/20) and vs. Den. (10/31).
- Started at RT at Arz. (11/29) as the offense rushed for a season-high 261 yds., while recording a season-high 26 first downs.

**// COLLEGE**

Played in 38 games (32 starts) for the Scarlet Knights, including 9 contests at RG and 23 games at LT. Named a First-Team All-American selection by the Walter Camp Football Foundation and Third-Team All-American by *The Sporting News*, while earning Second-Team All-Big East honors after starting all 12 games at LT as a junior. Shifted to LT as a sophomore in 2008 and earned First-Team All-Big East Conference honors, helping Rutgers lead the conference and rank 18th in the nation in passing (270.4 ypg). Received Freshman First-Team All-American honors from the Football Writers Association and *The Sporting News*, at RG.

**// PERSONAL**

- Attended Piscataway (NJ) HS, where he was a 3year starter on the O-line and was named first-team All-American by *USA Today*.
- Was a high school teammate of CB Malcolm Jenkins, who was a first-round pick by the New Orleans Saints in the 2009 NFL Draft, and CB Kyle Wilson, a first-round selection by the New York Jets in the 2010 NFL Draft.
- Born Anthony Davis (10/11/89) in Piscataway, NJ.
- Majored in criminal justice.

**DAVIS' CAREER STATISTICS**

**GAMES/STARTS – 64/64;** 2010 (16/16); 2011 (16/16); 2012 (16/16); 2013 (16/16)  
**POSTSEASON GAMES/STARTS – 8/8;** 2011 (2/2); 2012 (3/3); 2013 (3/3)

**Milestones:**

**NFL Debut:** vs. Sea. (9/12/10); **First Start:** at Sea. (9/12/10)



# VERNON DAVIS

TE

HT 6-3

WT 250

COLLEGE MARYLAND

BORN 1.31.84 // WASHINGTON, D.C. // DUNBAR HS, WASHINGTON, D.C.  
9TH YEAR // ACQUIRED D-1A IN '06

Vernon Davis has established himself as one of the most versatile and explosive tight ends in the game. Drafted by the 49ers with the 6th overall pick in the 2006 NFL Draft, Davis hauled in 13 touchdown receptions in 2013, becoming the first tight end in NFL history to register 13-or-more touchdowns in two seasons (13 in 2009). His performance last season earned him his second career Pro Bowl selection. During the 2011 NFL playoffs, Davis registered 10 catches for 292 yards and four touchdowns, becoming just the fifth player in the Super Bowl era to register at least two receiving touchdowns in consecutive postseason games in the same season. Davis followed up his first trip to the playoffs with 254 receiving yards in the 2012 postseason, joining Cardinals WR Larry Fitzgerald as the only two players in NFL history to register four, 100-yard receiving games in their first five playoff contests. In the 2013 postseason, Davis hauled in a touchdown at Green Bay (1/5/14), and another at Carolina (1/12/14) the following week. He is currently tied for the most postseason touchdown receptions among all tight ends in NFL history with seven. Davis led the team in both receiving yards and touchdowns in 2009 and 2010, and was rewarded with a five-year contract extension on September 11, 2010. Davis is just as active off the field as he is on it, pursuing everything from curling and painting to humanitarian trips overseas.



## // GOLDMINE (CONTINUED)

- On December 10, 2012, Davis celebrated the grand opening of his new art gallery, Gallery 85, which is located in San Jose's upscale Santana Row and features pieces by Davis himself. Vernon has always had an affinity for art and is an avid admirer of Michelangelo and the Renaissance period. In 2010 and 2011, he got the opportunity to give back to his passion for art. Director of Cultural Affairs for the San Francisco Arts Commission Luis R. Cancel, in conjunction with the Young at Art Festival, a project of the San Francisco Unified School District and the Fine Arts Museum of San Francisco, announced the launch of "Art Impact." Vernon was the inaugural speaker for Art Impact, and the San Francisco Unified School District created a scholarship in Davis' name, called the Vernon Davis Visual Arts Scholarship, which will provide tuition support to a San Francisco youth interested in pursuing a career in the visual arts. In May of 2011, he handed out his first scholarship to San Francisco high school student, Sheryl Quock, a promising fashion designer.
- After a breakout season in 2009, Davis was named the recipient of the Len Eshmont Award, the 49ers most prestigious annual honor. The Len Eshmont Award honors the player who best exemplifies the "inspirational and courageous play" of Len Eshmont and is voted on by the players.
- Davis was named an honorary captain of the USA Curling Team at the 2010 Winter Olympics in Vancouver, BC, Canada. He attended the games and served as an ambassador for the team in order to help gain support for the sport.
- During the 2010 offseason, Davis traveled to Afghanistan with five fellow NFL players as part of the NFL-USO tour. They first stopped at Al Udeid Air Force Base, 40 miles outside of Doha, Qatar, then traveled on to Bagram Air Force Base in Afghanistan. The trip gave him perspective and knowledge of the efforts being put forth by our military in the Middle East.
- Davis is not one to sit back and relax during the offseason. In March of 2010, he joined his younger brother, Vontae, and six other NFL players on a humanitarian trip to Uganda and Rwanda. The crew spent 10 days distributing 22,000 hearing aids throughout the African regions as part of the Pros for Africa organization. "It was amazing. It was breathtaking because you look at these kids who can't hear anything and you plug these hearing aids in their ears and all of a sudden they're responding. You can't do anything but be thankful to be able to help them hear and respond. It brought a lot of emotion. I'm already an emotional guy."
- During the 2010 offseason, Davis and his brother, Vontae, hosted a football and mentoring clinic at Howard University in their native Washington, D.C. "It means a lot to me, because I know how important it is to go out and give back and share some of the lessons and just the gifts that you always wanted as a kid," Davis said. "Growing up in a low-income, poverty area in the inner city of Washington, D.C., I know what it's like. When I think of the kids, it touches me in ways you can't even imagine."

## // TRANSACTIONS

Originally the first of two 1st-round (6th pick overall) draft choices by SF in 2006...Signed a five-year contract extension with SF through 2015 on 9/11/10.

## // AWARDS & HONORS

**2009:** NFC Pro Bowl, Len Eshmont Award

**2013:** AP Second-Team All-Pro, NFC Pro Bowl

## // GOLDMINE

- Davis opened his own Jamba Juice location in Santa Clara, CA, on March 1, 2013. "Not only are you helping people with a job opportunity, you are helping them to stay healthy and live an active and healthy lifestyle," Davis said about his business.

// GOLDMINE (CONTINUED)

- When he was a freshman in college, he wanted to honor the person who raised him to be the person he is today, his grandmother, Adaline. He decided to get a tattoo on the inside of his left arm with her name. His grandmother's reaction wasn't a good one at first, but she understood why he did it because in Davis' words, he could look onto the inside of his left arm just to think of her. "She's really influenced me and really pushed me, made me open my eyes and see that besides football, there are other things that I can get involved with if I don't make it." Adaline was the one who raised most of his siblings and gave Vernon direction in his life, teaching him to set goals and molding him into the person he is today.

// CAREER HIGHLIGHTS

- Ranks 1st in franchise history among TEs in TDs (53) and rec. yds. (5,201), and also ranks 2nd in receipts. (397), trailing only TE Brent Jones. His 53 rec. TDs are the 4th most in 49ers history, while his 397 receipts. and 5,201 rec. yds. are 7th most in 49ers history.
- Has nine 100-yd. rec. games, which ranks 1st in franchise history among TEs (TE Monty Stickles ranks 2nd with 6).
- Since 2009, Davis ranks 1st in the NFL in rec. TDs (44), among all TEs, and ranks 2nd among all positions.
- Has tallied 600 career postseason rec. yds., ranking 6th most in NFL postseason history among TEs.
- Compiled 11 career 25+ yd. receipts. in 8 career postseason games, which ranks 2nd in 49ers postseason history, trailing WR Jerry Rice (14 receipts. in 23 games).
- Set single-season career highs with 78 receipts., 965 rec. yds. and 13 TD receipts., in 2009. He was one of only two TEs to lead their team in all three categories (Kellen Winslow, TB). His rec. yds. and TD totals were both single-season records among 49ers TEs all-time.
- He is the only tight end in NFL history to record multiple seasons with 13+ TD receipts.
- In 2009, his 13 TD receipts. tied the then-NFL record for most in a season by a TE (Antonio Gates - 13 TDs in 2004). Davis' TD receipts. tied for the most in the NFL with Patriots WR Randy Moss and Cardinals WR Larry Fitzgerald, making him the third TE (TE Rob Gronkowski - 17; Jimmy Graham - 16) in the Super Bowl era to lead the league (or tie for the lead) in TD receipts.
- Registered his 4th career 100-yd. game in the postseason vs. Bal. (2/3/13) (SB-XLVII). With his performance, he tied TE Keith Jackson for the most 100-yd. rec. games by a tight end in NFL postseason history.

MOST REC. TDs IN THE NFL BY A TE SINCE 2009		
Player		TDs
1. Vernon Davis, SF		44
2. Rob Gronkowski, NE		42
3. Jimmy Graham, NO		41
4. Antonio Gates, SD		36
5. Tony Gonzalez, Atl.		35

MOST TDs IN A SEASON BY A TE IN NFL HISTORY		
Player		TDs
1. Rob Gronkowski, 2011		17
2. Jimmy Graham, 2013		16
3t. Vernon Davis, 2013		13
Vernon Davis, 2009		13
Antonio Gates, 2004		13

// CAREER HIGHLIGHTS (CONTINUED)

- Davis recorded 8 receipts. for a career-high 180 yds. and 2 TDs vs. Arz. (10/13/13). It marked his 6th career multi-TD game, and 2nd of the season. Davis is the only TE in NFL history to tally 180 yds. rec. in both a regular season and postseason game [180 vs. NO (1/14/12)]. He became the first TE in franchise history to record a TD receipt. of 60+ yds. in consecutive weeks with his 61-yd. TD receipt. vs. Arz. (10/13) [64-yd. TD receipt. vs. Hou. (10/6)], and the first in the NFL since 1969. Davis registered 7 receipts. for 171 yds. and 2 TDs in the first half, marking the 3rd time in his career he had 100+ yds. in a half.
- Pulled in 5 receipts. for 79 yds. and 1 TD at TB (12/15/13), notching his 12th TD receipt. of the season. Davis became the 1st TE in NFL history to register at least 12 TD receipts. in two different seasons (13 in 2009).
- Tied his single-season career-high with 13 TD receipts. in 2013, and is now tied for the 6th most career rec. TDs by a TE in NFL history with 53.

// 2013

- Registered his 5th career multi-TD game, as he hauled in 6 receipts. for 98 yds. and 2 TDs vs. GB (9/8). Davis' 6 TD receipts. vs. GB are the most by a tight end in NFL history, according to STATS, Inc.
- Davis recorded 8 receipts. for a career-high 180 yds. and 2 TDs vs. Arz. (10/13). He became the first TE in NFL history to tally 180 yds. rec. in both a regular season and postseason game [180 vs. NO (1/14/12 - NFC-D)].
- Became the first TE in franchise history to record a TD receipt. of 60+ yds. in consecutive weeks with his 61-yd. TD receipt. vs. Arz. (10/13) [64-yd. TD receipt. vs. Hou (10/6)]. The last NFL TE to record 60-yd. TD receipts. in consecutive games was Cin. TE Bob Trumpy [78-yd. TD vs. SD (9/21/69); 80-yd. TD vs. KC (9/28/69); 62-yd. TD at SD (10/4/69)].
- Registered 7 receipts. for 171 yds. and 2 TDs in the first half vs. Arz. (10/13). This marked the 3rd time in his career he had 100+ yds. in a half [104 yds. in 2nd half at GB (11/22/09); 101 yds. in 2nd half vs. Phi. (10/10/10). His 171 rec. yds. in the first half are the 5th most by any player in a half this season. The last TE to have at least 171 rec. yds. in a half was Broncos TE Shannon Sharpe [172 rec. yds. in 2nd half at KC (10/20/02)].
- Tallied 4 receipts. for 82 yds. and 1 TD vs. StL (12/1). With his 50th career TD receipt., Davis moved into sole possession of 4th place for career TD receipts. in franchise history.
- Hauled in his 11th TD of the season, 51st of his career, on an 8-yd. TD pass from QB Colin Kaepernick vs. Sea. (12/8).
- Pulled in 5 receipts. for 79 yds. and 1 TD at TB (12/15), notching his 12th TD receipt. of the season. Davis became the 1st TE in NFL history to register at least 12 TD receipts. in two different seasons (13 in 2009). It also marked his 5th consecutive game with a TD receipt., the first time Davis has accomplished that feat in his career, and the first time a 49ers player has done that since Terrell Owens did it in 2001.

**// 2013 (CONTINUED)**

- With 45 rec. yds. at Arz. (12/29), Davis (5,201) passed TE Brent Jones (5,195) for the most career rec. yds. by a TE in franchise history. He also notched his 13th TD recept. of the season on a 3-yd. TD pass from QB Colin Kaepernick, tying his career-high (13 TDs in 2009). With 53 career TD receipts., Davis moved into a tie for the 6th most TDs in NFL history by a tight end (Dallas Clark - 53).
- Tallied his 2nd TD of the postseason and 7th career postseason TD, on a 1-yd. TD pass from QB Colin Kaepernick at Car. (1/12/14 - NFC-D). Davis is now t-1st in NFL postseason history for the most TD receipts. by a TE.

**MOST CAREER POSTSEASON TDs AMONG TEs IN NFL HISTORY**

Player	TDs
1t. <b>Vernon Davis, SF</b>	<b>7</b>
Dave Casper, Oak.	7
3t. Keith Jackson, Mia./GB	6
Jay Novacek, Dal.	6
5. Brent Jones, SF	5

**// 2012**

- Caught 3 passes for 43 yds. and 1 TD in the season opener at GB (9/9), giving him a TD in each of his first 4 career games against the Packers.
- Registered 5 receipts. for 73 yds. and 2 TDs vs. Det. (9/16), marking his 4th career multi-TD game.
- Tallied 5 receipts. for 56 yds. and 1 TD at Min. (9/23), which was the 4th time in his career he caught a TD pass in 3 straight weeks and the first time to start a season.
- Recorded his 8th career 100-yd. game with 5 receipts. for 106 yds. vs. Buf. (10/7).
- Led the team with 6 receipts. for 83 yds. and 1 TD vs. Chi. (11/19). Davis was on the receiving end of QB Colin Kaepernick's first career TD pass, a 3-yd. score in the 1st qtr.
- Hauled in 5 receipts. for 106 yds. and 1 TD at Atl. (1/20/13 - NFC-C), marking his 5th postseason TD in his career, on a 4-yd. TD pass from QB Colin Kaepernick.
- Hauled in 6 receipts. for 104 yds. vs. Bal. (2/3/13 - SB XLVII). His 104 rec. yds. tied the Super Bowl record for receiving yds. by a TE. (Cin. TE Dan Ross, Super Bowl XVI - 104 yds.).
- Davis registered his 4th career 100-yd. game in the postseason vs. Bal. in Super Bowl XLVII. He now ranks t-1st in NFL postseason history for the most 100-yd. receiving games by a tight end [TE Keith Jackson (4)].
- Davis joined WR Larry Fitzgerald as the only players in NFL postseason history to register 4, 100-yd. rec. games in their first 5 career playoff games.

**// 2011**

- Ranked 1st on the team in TDs (6) and 2nd in receipts. (67) and rec. yds. (792).
- Davis registered 10 receipts. for 292 yds. and 4 TDs in the postseason. According to the Elias Sports Bureau, his 292 rec. yds. are the most by a tight end in their first two postseason games in NFL history. Davis became just the 3rd player in franchise history to register consecutive 100-yd. receiving games in the postseason.
- Caught a 9-yd. TD recept. in the 3rd qtr. at Phi. (10/2) to narrow the score to a 23-17 Eagles lead in a come-from-behind 49ers victory.
- Tallied his 3rd career multi-TD game vs. TB (10/9), catching a 14-yd. fade pass for a TD and a 23-yd. pass, breaking a tackle for a TD on the opening series after halftime.
- Hauled in a 31-yd. TD pass from QB Alex Smith in the 4th qtr. vs. NYG (11/13), leaping over a defender on his way into the end zone. The TD recept. ranked him t-1st in franchise history for the most TD receipts. among TEs (Brent Jones), with 33 career TDs.
- Caught an 18-yd. TD recept. from QB Alex Smith vs. Arz. (11/20), ranking him 1st in franchise history for the most TD receipts. among TEs with 34 career TDs.
- Set the franchise record for most 100-yd. rec. games by a TE with 7, recording 118 rec. yds. on 8 catches at StL (1/1).
- Hauled in 7 receipts. for 180 yds. and 2 TDs vs. NO (1/14/12 - NFC-D). His 180 rec. yds. are the most by a TE in NFL postseason history for a single-game and the 2nd most among all players in franchise history (WR Jerry Rice 215 vs. Cin. SB XXIII). Down 3 pts. with just 1:32 remaining, Davis caught a game-winning 14-yd. TD pass from QB Alex Smith.
- Notched 3 receipts. for 112 yds. and 2 TD receipts. vs. NYG (1/22/12 - NFC-C). Was on the receiving end of a 73-yd. TD pass by QB Alex Smith in the 1st qtr. The 73-yd. completion tied Davis' career-long (73t at StL - 1/3/10) and marked the fourth longest postseason recept. in 49ers postseason history.

**// 2010**

- Led the team in receipts. (56), rec. yds. (914), TDs (7) and rec. avg. (163), making him the first TE in franchise history to lead the team in receipts., rec. yds. and rec. TDs in consecutive seasons ('09-10).
- Registered his 4th career 100-yd. game, finishing the day with 5 receipts. for 104 yds. and 1 TD vs. Phi. (10/10). Along with WR Michael Crabtree (105 rec. yds.), the duo became the first set of 49ers teammates to eclipse the 100-yd. receiving plateau in the same game since 1/3/00 at Atl. [WR Jerry Rice (143 rec. yds.) and WR J.J. Stokes (130 rec. yds.)].
- Registered his 25th career TD and 3rd TD of the season by catching a 17-yd. TD pass from QB Alex Smith in the 4th qtr. vs. Oak. (10/17).
- Registered 4 receipts. for 74 yds. and 1 TD at Car. (10/24). It marked his 4th TD in as many games and second time in his career that he has had a TD in 4 consecutive weeks.
- Registered 4 receipts. for a career-high 126 yds. and 1 TD at GB (12/5). It marked his second career 100-yd. game against GB [6 receipts. for 108 yds. and 1 TD at GB (11/22/09)].

**// 2009**

- Ranked 5th in the NFL and 3rd in NFC among TEs with 78 receipts. and 965 rec. yds. Davis totaled three 100-yd. rec. games, which tied him with SD TE Antonio Gates, Dal. TE Jason Witten and Phi. TE Brent Celek for the most 100-yd. rec. games by a tight end in 2009.
- Davis' 965 rec. yds. were the most by a 49er in a single season since WR Terrell Owens (1,102 rec. yds. in 2003).
- Ranked t-7th in the NFL and t-2nd in the NFC in scoring (78 points).
- Notched three, 100-yd. rec. games, marking the most by a 49er in a season since WR Brandon Lloyd in 2005.
- Along with RB Frank Gore (13 TDs - 10 rushing and 3 rec.), became just the 2nd set of 49er teammates to each have at least 13 TDs in a season. In 1995, WR Jerry Rice had 17 TDs and RB Derek Loville registered 13 TDs.
- Earned the 2009 Ozzie Newsome Award from ProFootballTalk.com for best tight end in the NFL.
- Logged 7 receipts. for 93 yds. and a career-high 3 TDs (all in the 2nd half) at Hou. (10/25). Davis became the first tight end in 49ers history to register 3 TD receipts. in a game. His 3 rec. TDs. were the most by any player in a single half in 2009.
- Caught 10 receipts. (102 rec. yds.) vs. Ten. (11/8). It marked his first career 100-yd. game. His 10-catch performance marked only the 3rd time in franchise history that a TE registered 10+ receipts. in a game. TE Eric Johnson registered 13 receipts. vs. Arz. (10/10/04), and 10 receipts. vs. StL (10/3/04). Davis became the first 49ers TE to notch 100 yds. rec. since TE Eric Johnson recorded 162 yds. vs. Arz. (10/10/04).
- Set the franchise record for most TDs by a TE in a single season on a 33-yd. TD receipt. at Sea. (12/6). Finished the day with 6 receipts. for a career-high 111 yds. and 1 TD.
- Recorded his 11th TD of the season on a 5-yd. pass from QB Alex Smith vs. Arz. (12/14). He also tied the 49ers tight end record with his 4th consecutive game with a TD. He joined TE Ted Kwalick (11/12/72-12/4/72) as the only 49ers tight ends to accomplish the feat.
- Tied the then-NFL record for TD receipts. by a TE (13) in a single season at StL (1/3/10). Davis' career-long 73-yd.TD rec. in the 4th qtr. tied TE Antonio Gates' record from 2004.

**// 2008**

- Ranked 3rd on team with 31 receipts. for 358 yds. to go along with 2 TDs as he was named a Pro Bowl alternate.
- Posted a 57-yd. catch vs. Phi. (10/12) and finished the day with 6 receipts. for 75 yds.

**// 2007**

- Posted 4 receipts. for 56 yds. at Pit. (9/23) before suffering a partial tear of his right MCL in the 3rd qtr., and did not return.
- Recorded 6 receipts. for 45 yds. and a TD in an OT victory at Arz. (11/25).

**// 2006**

- Posted 20 catches for 265 yds. with 3 TDs, despite being inactive for 6 contests with a cracked fibula.
- In first career start, caught 5 passes for 37 yds. and a TD at Arz. (9/10). His 31-yd. TD came on his first NFL touch.
- Recorded 3 receipts. for 74 yds., including a 52-yd. TD catch vs. GB (12/10).

**// COLLEGE**

Finished his collegiate career ranked 13th in school history in receipts. (93), 11th in rec. yds. (1,371) and 9th in TDs (9), as he lined up at fullback, H-back and flanker at Maryland. Started every game as a junior, leading the team with 51 receipts. and the conference with 871 rec. yds. (17.1 avg.). Was a consensus first-team All-America and All-ACC selection. Also chosen as a finalist for the Mackey Award, given to the nation's top TE, in addition to earning consensus All-America honors, becoming the first Maryland offensive player since 1955 (center Bob Pellegrini) to be named to AP's first-team. An Iron Terp performer (top weight room award), holds school strength records for a tight end in bench (465), vertical jump (40.5 inches), index (812), squat (685) and 40-yd. dash time (4.41)

**// PERSONAL**

- Started 3 seasons at TE and S at Dunbar (Washington, D.C.) HS, but also saw time at WR, KR, LB and DE during his tenure, as team compiled a 31-5 overall record.
- As a senior, was chosen second-team All-USA by *USA Today* after catching 21 passes for 511 yds. (24.3 avg.) and 5 TDs. Also returned 4 kicks for TDs.
- Selected to play in the U.S. Army All-American Bowl as a junior.
- Was the DCIAA champion in the high jump (6'5").
- Nickname "The Duke" originated from a name he inherited from his father who was called "Duke."
- Vernon's younger brother, Vontae, was selected in the first round of the 2009 NFL Draft by the Miami Dolphins. Vontae now plays for the Indianapolis Colts.
- Joined teammate Patrick Willis in July 2012 to accept the "Best Game" ESPY on behalf of the 49ers for their playoff victory over the Saints.
- In July 2010, traveled to London to promote the game that year between the 49ers and the Broncos at Wembley Stadium.
- Donated \$10,000 to Newborn Pentecostal in honor of his grandmother, Adaline, who raised Vernon and his six siblings.
- Born Vernon Davis (1/31/84) in Washington, D.C.

**// INJURY REPORT**

**2006:** Inactive for 6 games [at KC (10/1), vs. Oak. (10/8), vs. SD (10/15), at Chi. (10/29), vs. Min. (11/5) and at Det. (11/12)] with a leg injury.

**2007:** Sustained a partial tear of his MCL at Pit. (9/23) and missed the following two games [vs. Sea. (9/30) and vs. Bal. (10/7)].

**2013:** Inactive vs. Ind. (9/22) with a hamstring injury.

DAVIS' CAREER STATISTICS

YEAR	TEAM	GP	GS	NO	RECEIVING				ATT	RUSHING			
					YDS	AVG	LG	TD		YDS	AVG	LG	TD
2006	SF	10	8	20	265	13.3	52t	3	2	5	2.5	9	0
2007	SF	14	14	52	509	9.8	31	4	0	0	-	-	0
2008	SF	16	16	31	358	11.5	57	2	1	11	11.0	11	0
2009	SF	16	16	78	965	12.4	73t	13	0	0	-	-	0
2010	SF	16	16	56	914	16.3	66t	7	0	0	-	-	0
2011	SF	16	16	67	792	11.8	44	6	2	-5	-2.5	-2	0
2012	SF	16	16	41	548	13.4	53	5	0	0	-	-	0
2013	SF	15	15	52	850	16.3	64t	13	0	0	-	-	0
<b>TOTALS</b>		<b>119</b>	<b>117</b>	<b>397</b>	<b>5,201</b>	<b>13.1</b>	<b>73t</b>	<b>53</b>	<b>5</b>	<b>11</b>	<b>2.2</b>	<b>11</b>	<b>0</b>

PLAYOFFS

YEAR	TEAM	GP	GS	NO	RECEIVING				ATT	RUSHING			
					YDS	AVG	LG	TD		YDS	AVG	LG	TD
2011	SF	2	2	10	292	29.2	73t	4	0	0	-	-	0
2012	SF	3	3	12	254	21.2	44	1	0	0	-	-	0
2013	SF	3	3	5	54	10.8	28t	2	0	0	-	-	0
<b>TOTALS</b>		<b>8</b>	<b>8</b>	<b>27</b>	<b>600</b>	<b>22.2</b>	<b>73t</b>	<b>7</b>	<b>0</b>	<b>0</b>	<b>-</b>	<b>-</b>	<b>0</b>

Additional Statistics:

Fumbles-Lost - 8-5: 1-1 in 2006, 1-1 in 2007, 2-1 in 2008, 3-1 in 2011, 1-1 in 2013

Milestones:

**NFL Debut:** at Arz. (9/10/06); **First Start:** at Arz. (9/10/06); **First Reception:** at Arz. (9/10/06 - 31-yd. pass from QB Alex Smith); **100th Reception:** at StL (12/21/08 - 17-yd. pass from QB Shaun Hill); **250th Reception:** at Cin. (9/25/11 - 39-yd. pass from QB Alex Smith); **350th Reception:** vs. GB (9/8/13 - 37-yd. pass from QB Colin Kaepernick); **First TD Reception:** at Arz. (9/10/06 - 31-yd. pass from QB Alex Smith); **25th Career TD Reception:** vs. Oak. (10/17/10 - 17-yd. pass from QB Alex Smith); **50th Career TD Reception:** vs. StL (12/1/13 - 17-yd. pass from QB Colin Kaepernick); **100-Yd. Games:** 9, Last vs. Arz. (10/14/13 - 180 yds.); **Multi-TD Games:** 6, Last vs. Arz. (10/13/13 - 2 TDs); **100th Career Game:** at StL (12/2/12); **100th Career Start:** at NE (12/16/12)

DAVIS' CAREER HIGHS

**Receptions:** Regular Season - 10 vs. Ten. (11/8/09); Postseason - 7 vs. NO (1/14/12)

**Receiving Yards:** Regular Season - 180 vs. Arz. (10/13/13); Postseason - 180 vs. NO (1/14/12)

**Long Reception:** Regular Season - 73t at StL (1/3/10); Postseason - 73t vs. NYG (1/22/12)

**TD Receptions:** 3 at Hou. (10/25/09); Postseason - 2 (2 times) Last vs. NYG (1/22/12)

## DAVIS' GAME-BY-GAME

2006									2009								
Date	Opp	W/L	P/S	Rec	Yds	Avg	Lg	TD	Date	Opp	W/L	P/S	Rec	Yds	Avg	Lg	TD
Sep 10	at Arz	L	1/1	5	37	7.4	31t	1	Sep 13	at Arz	W	1/1	5	40	8.0	19	0
Sep 17	StL	W	1/1	0	0	0.0	0	0	Sep 20	Sea	W	1/1	2	32	16.0	17	0
Sep 24	Phi	L	1/0	0	0	0.0	0	0	Sep 27	at Min	L	1/1	7	96	13.7	31	2
Oct 1	at KC	L	–	INACTIVE (Leg)			–	–	Oct 4	StL	L	1/1	3	43	14.3	21	1
Oct 8	Oak	W	–	INACTIVE (Leg)			–	–	Oct 11	Atl	W	1/1	5	51	10.2	18	0
Oct 15	SD	L	–	INACTIVE (Leg)			–	–	Oct 25	at Hou	L	1/1	7	93	13.3	29t	3
Oct 29	at Chi	L	–	INACTIVE (Leg)			–	–	Nov 1	at Ind	L	1/1	3	20	6.7	10	1
Nov 5	Min	W	–	INACTIVE (Leg)			–	–	Nov 8	Ten	W	1/1	10	102	10.2	40	0
Nov 12	at Det	W	–	INACTIVE (Leg)			–	–	Nov 12	Chi	W	1/1	3	16	5.3	6	0
Nov 19	Sea	W	1/0	0	0	0.0	0	0	Nov 22	at GB	W	1/1	6	108	18.0	32	1
Nov 26	at StL	L	1/1	1	11	11.0	11	0	Nov 29	Jax	L	1/1	6	69	11.5	30	1
Dec 3	NO	L	1/1	1	21	21.0	21	0	Dec 6	at Sea	L	1/1	6	111	18.5	42	1
Dec 10	GB	L	1/1	3	74	24.7	52t	1	Dec 14	Arz	L	1/1	3	34	11.3	16	1
Dec 14	at Sea	W	1/1	3	15	5.0	8t	1	Dec 20	at Phi	W	1/1	3	43	14.3	19	0
Dec 24	Arz	L	1/1	4	91	22.8	44	0	Dec 27	Det	L	1/1	3	16	8.0	14	1
Dec 31	at Den	W	1/1	3	16	5.3	6	0	Jan 3	at StL	W	1/1	6	89	14.8	73t	1
<b>TOTALS</b>			<b>10/8</b>	<b>20</b>	<b>265</b>	<b>13.3</b>	<b>52t</b>	<b>3</b>	<b>TOTALS</b>			<b>16/16</b>	<b>78</b>	<b>965</b>	<b>12.4</b>	<b>73t</b>	<b>13</b>

2007									2010								
Date	Opp	W/L	P/S	Rec	Yds	Avg	Lg	TD	Date	Opp	W/L	P/S	Rec	Yds	Avg	Lg	TD
Sep 10	Arz	W	1/1	2	4	2.0	2	0	Sep 12	at Sea	L	1/1	8	73	9.1	16	0
Sep 16	at StL	W	1/1	2	23	11.5	19	0	Sep 20	NO	L	1/1	4	78	19.5	41	0
Sep 23	at Pit	L	1/1	4	56	14.0	31	0	Sep 26	at KC	L	1/1	3	22	7.3	10	0
Sep 30	Sea	L	–	INACTIVE (Knee)			–	–	Oct 3	at Atl	L	1/1	4	36	9.0	15	1
Oct 7	Bal	L	–	INACTIVE (Knee)			–	–	Oct 10	Phi	L	1/1	5	104	20.8	36	1
Oct 21	at NYG	L	1/1	4	22	5.5	7	0	Oct 17	Oak	W	1/1	4	35	8.8	17t	1
Oct 28	NO	L	1/1	6	71	11.8	19	1	Oct 24	at Car	L	1/1	4	74	18.5	53	1
Nov 4	at Atl	L	1/1	7	77	11.0	21	0	Oct 31	Den	W	1/1	1	12	12.0	12	0
Nov 12	at Sea	L	1/1	1	4	4.0	4	0	Nov 14	StL	W	1/1	4	79	19.8	38	0
Nov 18	StL	L	1/1	4	50	12.5	22	0	Nov 21	TB	L	1/1	1	3	3.0	3	0
Nov 25	at Arz	W	1/1	6	45	7.5	26	1	Nov 29	at Arz	W	1/1	2	32	16.0	16	0
Dec 2	at Car	L	1/1	1	19	19.0	19	0	Dec 5	at GB	L	1/1	4	126	31.5	66	1
Dec 9	Min	L	1/1	5	42	8.4	13	0	Dec 12	Sea	W	1/1	5	70	14.0	42	1
Dec 15	Cin	W	1/1	5	46	9.2	17t	1	Dec 16	at SD	L	1/1	1	4	4.0	4	0
Dec 23	TB	W	1/1	3	30	10.0	15	1	Dec 26	at StL	L	1/1	3	70	23.3	29	0
Dec 30	at Cle	L	1/1	2	20	10.0	14	0	Jan 2	Arz	W	1/1	3	96	32.0	59	1
<b>TOTALS</b>			<b>14/14</b>	<b>52</b>	<b>509</b>	<b>9.8</b>	<b>31</b>	<b>4</b>	<b>TOTALS</b>			<b>16/16</b>	<b>56</b>	<b>914</b>	<b>16.3</b>	<b>66t</b>	<b>7</b>

2008									2011								
Date	Opp	W/L	P/S	Rec	Yds	Avg	Lg	TD	Date	Opp	W/L	P/S	Rec	Yds	Avg	Lg	TD
Sep 7	Arz	L	1/1	3	51	17.0	37	0	Sep 11	Sea	W	1/1	5	47	9.4	27	0
Sep 14	at Sea	W	1/1	0	0	11.5	0	0	Sep 18	Dal	L	1/1	2	18	9.0	12	0
Sep 21	Det	W	1/1	1	17	17.0	17	0	Sep 25	at Cin	W	1/1	8	114	14.3	39	0
Sep 28	at NO	L	1/1	1	19	19.0	19	0	Oct 2	at Phi	W	1/1	4	45	11.3	26	1
Oct 5	NE	L	1/1	0	0	14.0	0	0	Oct 9	TB	W	1/1	3	39	13.0	23t	2
Oct 12	Phi	L	1/1	6	75	12.5	57	0	Oct 16	at Det	W	1/1	2	8	4.0	6	0
Oct 19	at NYG	L	1/1	1	5	5.0	5	0	Oct 30	Cle	W	1/1	3	27	9.0	19	0
Oct 26	Sea	L	1/1	4	29	7.3	14	0	Nov 6	at Was	W	1/1	4	41	10.3	21	0
Nov 10	at Arz	L	1/1	1	18	18.0	18t	1	Nov 13	NYG	W	1/1	3	40	13.3	31t	1
Nov 16	StL	W	1/1	1	2	2.0	2t	1	Nov 20	Arz	W	1/1	5	67	13.4	27	1
Nov 23	at Dal	L	1/1	1	47	47.0	47	0	Nov 24	at Bal	L	1/1	4	38	9.5	20	0
Nov 30	at Buf	W	1/1	0	0	0.0	0	0	Dec 4	StL	W	1/1	5	32	6.4	13	0
Dec 7	NYJ	W	1/1	3	29	9.7	20	0	Dec 11	at Arz	L	1/1	1	32	32.0	32	0
Dec 14	at Mia	L	1/1	5	31	6.2	17	0	Dec 19	Pit	W	1/1	6	72	12.0	31	1
Dec 21	at StL	W	1/1	1	17	17.0	17	0	Dex 24	at Sea	W	1/1	4	54	13.5	17	0
Dec 28	Was	W	1/1	3	18	6.0	9	0	Jan 1	at StL	W	1/1	8	118	14.8	44	0
<b>TOTALS</b>			<b>16/16</b>	<b>31</b>	<b>358</b>	<b>11.5</b>	<b>57</b>	<b>2</b>	<b>TOTALS</b>			<b>16/16</b>	<b>67</b>	<b>792</b>	<b>11.8</b>	<b>44</b>	<b>6</b>

## 2011 Postseason

Date	Opp	W/L	P/S	Rec	Yds	Avg	Lg	TD
Jan 14	NO	W	1/1	7	180	25.7	49t	2
Jan 22	NYG	L	1/1	3	112	37.3	73t	2
<b>TOTALS</b>			<b>2/2</b>	<b>10</b>	<b>292</b>	<b>29.2</b>	<b>73t</b>	<b>4</b>

DAVIS' GAME-BY-GAME

2012									2013								
Date	Opp	W/L	P/S	Rec	Yds	Avg	Lg	TD	Date	Opp	W/L	P/S	Rec	Yds	Avg	Lg	TD
Sep 9	at GB	W	1/1	3	43	14.3	29	1	Sep 8	GB	W	1/1	6	98	16.3	37	2
Sep 16	Det	W	1/1	5	73	14.6	23t	2	Sep 15	at Sea	L	1/1	3	20	6.7	8	0
Sep 23	at Min	L	1/1	5	53	10.6	20	1	Sep 22	Ind	L	-	INACTIVE (Hamstring)				
Sep 30	at NYJ	W	1/1	2	28	14.0	23	0	Sep 26	at StL	W	1/1	2	18	9.0	12	1
Oct 7	Buf	W	1/1	5	106	21.2	53	0	Oct 6	Hou	W	1/1	3	88	29.3	64t	1
Oct 14	NYG	L	1/1	3	37	12.3	24	0	Oct 13	Arz	W	1/1	8	180	22.5	61t	2
Oct 18	Sea	W	1/1	0	0	-	-	0	Oct 20	at Ten	W	1/1	4	62	15.5	24	0
Oct 29	at Arz	W	1/1	2	34	17.0	25	0	Oct 27	at Jax	W	1/1	3	52	17.3	31	1
Nov 11	StL	T	1/1	4	30	7.5	17	0	Nov 10	Car	L	1/1	1	2	2.0	2	0
Nov 19	Chi	W	1/1	6	83	13.8	32	1	Nov 17	at NO	L	1/1	4	33	8.3	17t	1
Nov 25	at NO	W	1/1	0	0	-	-	0	Nov 25	at Was	W	1/1	4	70	17.5	40	1
Dec 2	at StL	L	1/1	2	15	7.5	9	0	Dec 1	StL	W	1/1	4	82	20.5	23	1
Dec 9	Mia	W	1/1	1	4	4.0	4	0	Dec 8	Sea	W	1/1	2	21	10.5	13	1
Dec 16	at NE	W	1/1	1	10	10.0	10	0	Dec 15	at TB	W	1/1	5	79	15.8	52	1
Dec 23	at Sea	L	1/1	1	27	27.0	27	0	Dec 23	Atl	W	1/1	0	0	-	-	0
Dec 30	Arz	W	1/1	1	5	5.0	5	0	Dec 29	at Arz	W	1/1	3	45	15.0	26	1
<b>TOTALS</b>			<b>16/16</b>	<b>41</b>	<b>548</b>	<b>13.4</b>	<b>53</b>	<b>5</b>	<b>TOTALS</b>			<b>15/15</b>	<b>52</b>	<b>850</b>	<b>16.3</b>	<b>64t</b>	<b>13</b>
2012 Postseason									2013 Postseason								
Date	Opp	W/L	P/S	Rec	Yds	Avg	Lg	TD	Date	Opp	W/L	P/S	Rec	Yds	Avg	Lg	TD
Jan 12	GB	W	1/1	1	44	44.0	44	0	Jan 5	at GB	W	1/1	2	37	18.5	28t	1
Jan 20	at Atl	W	1/1	5	106	21.2	31	1	Jan 12	at Car	W	1/1	1	1	1.0	1	1
Feb 3	Bal	L	1/1	6	104	17.3	29	0	Jan 19	at Sea	L	1/1	2	16	8.0	11	0
<b>TOTALS</b>			<b>3/3</b>	<b>12</b>	<b>254</b>	<b>21.2</b>	<b>44</b>	<b>1</b>	<b>TOTALS</b>			<b>3/3</b>	<b>5</b>	<b>54</b>	<b>10.8</b>	<b>28t</b>	<b>2</b>





PHIL  
**DAWSON**

**K**

**HT 5-11 WT 200 COLLEGE TEXAS**

BORN 1.23.75 // WEST PALM BEACH, FL // LAKE HIGHLANDS HS, DALLAS, TX  
16TH YEAR // ACQUIRED FA IN '13

Coming off the first Pro Bowl selection of his career in 2012, Phil Dawson joined the 49ers in 2013 after spending the previous 14 seasons with the Cleveland Browns. He finished the 2013 regular season with the second most made field goals (32) and points scored (140) in 49ers history. After Dawson kicked the game-winning 33-yard field goal in the Wild Card round at Green Bay (1/5/14), linebacker Patrick Willis couldn't contain his appreciation for the 49ers kicker, "I don't think you realize, I'm one of his biggest fans. That guy is amazing, and I'm so blessed to have him on this team." Dawson made the move to San Francisco after establishing himself as one of the most accurate kickers in NFL history, ranking 8th all-time with a field percentage of 84.5% (337 of 399) and 4th in NFL history from 50-plus yards, making 70.0% (28 of 40) of his kicks. Dawson has proven himself to be one of the most reliable kickers in extreme weather conditions in NFL history, registering a single-season career-high with 140 points in 2013.



**// GOLDMINE (CONTINUED)**

- Dawson's two main hobbies now are actually his first two part-time jobs growing up. His first official job in middle school was driving the tractor that picks up the golf balls at the driving range. "For every tray of balls I would bring in and pour in the washer, I'd get \$3," said Dawson. "The busier the driving range, the more money I made." His other job was mowing lawns. He and a friend would mow about 30 lawns every week during the summers. "I love golf and I love yard work," he said.

**// CAREER HIGHLIGHTS**

- Has the highest all-time FG percentage, among kickers with 300+ FGs made, in NFL history at 84.5%.
- Ranks as the Browns franchise leader in FG percentage with a mark of 84% (305-363).
- Is 1st on the Browns all-time FGs made list with 305 kicks made.
- Ranks 2nd in Browns franchise history with 1,265 career points (Lou Groza - 1,349).
- Dawson's total of twenty-eight 50+ yd. FGs ranks 7th in NFL history, while his percentage from the 50+ yd. range of 70.0% (28 of 40) ranks 4th.
- Holds the Browns franchise single-season record with 30 FGs made in 2008.
- Is the only player in Browns franchise history to account for six 100-point seasons.
- In 2008, he became the first player in Browns franchise history to convert a 50+ yd. FG in 3 consecutive games.
- In 2004, he established a Browns franchise record with 27 consecutive FGs made [vs. SD (10/19/03) - vs. NYJ (11/21/04)], only to one-up his own record in 2012 with 29 consecutive FGs made [vs. Bal. (12/4/11) - at Oak. (12/2/12)].
- Set the 49ers franchise record with 27 consecutive made FGs (10/6/13 - 12/29/13), passing K Joe Nedney's previous mark of 18 in a row (11/26/06 - 9/30/07).
- According to the Elias Sports Bureau, Dawson, who also holds the Cleveland Browns franchise record for most consecutive made FGs (27), joined K Olindo Mare (Mia. and Sea.) and Neil Rackers (Arz. and Hou.) as the only kickers who currently hold the record for most consecutive made FGs for two different franchises.
- Finished the 2013 regular season with the 2nd most made FGs (32) and pts. scored (140) in 49ers franchise history.

MOST CONSECUTIVE FGs MADE IN 49ERS HISTORY	
Player	FGs
1. Phil Dawson	27
2. Joe Nedney	18
3. Mike Cofer	17
4t. Wade Richey	16
Gary Anderson	16

**// TRANSACTIONS**

Originally signed as an undrafted free agent with Oak. on 4/24/98...Waived by Oak. on 8/18/98...Claimed by NE via waivers on 8/21/98...Waived by NE on 8/30/98...Signed to NE practice squad on 8/31/98...Signed by Cle. on 3/25/99...Re-signed with Cle. on 4/26/02...Re-signed with Cle. on 7/15/05...Re-signed with Cle. as a franchise player on 7/30/11...Re-signed with Cle. as a franchise player on 3/19/12...Signed with SF on 3/19/13... Re-signed with SF on a two-year contract on 3/11/14.

**// AWARDS & HONORS**

- 2001:** AFC Special Teams Player of the Week (Week 3)
- 2005:** AFC Special Teams Player of the Week (Week 15)
- 2012:** AFC Pro Bowl
- 2013:** NFC Special Teams Player of the Week (Week 14)

**// GOLDMINE**

- During the 2008 and 2011 seasons, Dawson teamed up with the Adoption Network to invite families who have recently adopted children to each Browns home game so they can form new memories as a family. "The reason behind all this is my wife was adopted so we have a pretty special place in our hearts for families trying to adopt," Dawson said.
- Was active in the Cleveland community and founded the "Dawson's 4 Adoption" season ticket program which provided tickets, apparel and food for the Adoption Network Cleveland organization.
- His wife, Shannon, is a professional singer, who performed as a backup singer for Wayne Newton in Las Vegas. She released her country/contemporary Christian mix album titled *Redemption* on September 11, 2013.

**// 2013 (SAN FRANCISCO)**

- Nailed a 53-yd. FG on the opening drive of the game vs. Car. (11/10). Dawson went 3 of 3 on FG atts., hitting from 53, 43 and 25 yds.
- Dawson made both FG atts. at NO (11/17), including a 55-yd. FG that was his 2nd longest made FG of the season and 3rd longest of his career [56-yd. FG at Arz. (12/29/13); 56-yd. FG at Buf. (11/17/08)].
- Dawson connected on all 4 FG atts. on the day, including the game-winning 22-yd. FG with 26 seconds left in the 4th qtr. vs. Sea. (12/8). With those 4 FGs, he set the 49ers franchise record with 20 consecutive made FGs (10/6/13 - 12/8/13), passing K Joe Nedney's previous mark of 18 in a row (11/26/06 - 9/30/07).
- Dawson nailed 2 FGs (56, 40) in the final two minutes of the game to give the 49ers the 23-20 win at Arz. (12/29). He connected on 3 of 4 FGs and both PATs on the day. He made 27 consecutive FGs, the longest streak of consecutive FGs made in 49ers franchise history. Dawson finished the regular season with the 2nd most made FGs (32) and points scored (140) in franchise history.
- Dawson connected on 3 of 3 FGAs, including the game-winning 33-yd. FG as time expired at GB (1/5/14 - NFC-W).
- Made 3 of 3 FGAs, and set a new 49ers postseason record for longest FG made with a 49-yd. FG on San Francisco's opening drive at Car. (1/12/14 - NFC-D) [Wade Richey 48-yd. FG vs. GB (1/3/99 - NFC-W)].

**// 2012 (CLEVELAND)**

- Made 29 of 31 FGs, 29 of 29 PATs for a total of 116 points and converted a 53-yd. FG at Den. (12/23) for his season-long. Seven of his 29 made FGs were from 50+ yds. which ranked 1st in the AFC and 2nd in the NFL.
- His 116 total points for the season marked the 6th time in his career he has compiled 100 or more points.
- His 93.5 FG percentage led the AFC and ranked 2nd in the NFL.
- Voted to the AFC Pro Bowl squad, the first Browns player to be selected to the Pro Bowl as a K (Lou Groza was selected as a T).
- Hit 3 of 3 FG atts., all of which came from 50+ yds. With FGs from 51, 50 and 52 yds., Dawson accomplished the feat of converting 3 FGs from 50+ yds. in the same game for the first time in his career, tying the NFL single-game record as he joined 6 other kickers who have attained that achievement [Last - Jax. K Josh Scobee (10/24/11)].
- Accounted for all 15 of the Browns points vs. Bal. (11/4) with 5 FGs, which came from 32, 28, 29, 33 and 41 yds. out. The 5 FGs marked the 4th game of his career with 5+ made FGs and tied for the 2nd most ever by a Brown in a game. The 5 FGs extended his streak of successful FGs to 23, the 2nd longest streak of his career, trailing only the 27 straight that he amassed from 2003-04.
- Made both FG atts., from 28 and 32 yds. out and made both PATs vs. Pit. (11/25). With the two made FGs, Dawson tied a personal best and Browns team record with 27 straight made FGs.
- Made each of his first 2 FG atts. at Oak. (12/2) from 41 and 35 yds. before having his third att. from 28 yds., blocked. The block snapped his 23 consecutive FGs for the season and 29 consecutive FGs in a row dating back to a 2011 matchup vs. Bal. (12/4/11) when the streak started.

**// 2011 (CLEVELAND)**

- Converted 24 of 29 FG atts. and all 20 PATs for a team-high 92 points.
- Hit 7 FGs of 50+ yds., including a long of 54 yds. at Cin. (11/27). His 7 made FGs tied for most in the NFL (SF K David Akers - 7 and Oak. K Sebastian Janikowski - 7) and marked the most of his career, surpassing his previous best of 3 in 2008.
- The 7 FGs of 50+ yds. tied for the 3rd highest single-season figure in NFL history, trailing only K Morten Anderson (8 - 1995) and K Jason Hanson (8 - 2008).
- Connected on a 30-yd. FG att. vs. Mia. (9/25) to give him 1,081 career points, moving him past K Don Cockroft into 2nd on the Browns' all-time points list.
- Made FGs of 52 and 53 yds. vs. Sea. (10/23), the first time in his career he notched two 50+ yd. FGs in the same game. His 53-yarder came with 11:18 to play in the game and put the Browns ahead for the 6-3 win.

**// 2010 (CLEVELAND)**

- Converted all 28 PATs and 23 of 28 FGAs with a long of 48 yds. His 97 points for the season led the team.
- Made a 39-yd. FG at Pit. (10/17) to take sole possession of 1st place on the Browns all-time career made FGs list with 235, passing K Lou Groza (234).
- Made 3 FGs and converted all 3 PATs at NO (10/24) for a season-best 12 points to surpass the 1,000-point plateau, a mark which only two other Browns' players have achieved.
- Booted 4th qtr. game-winning FGs in back-to-back contests. He made a 41-yd. FG with 2:42 remaining vs. Car. (11/28) to put the Browns up 24-23 for his 13th career game-winning FG. Hit a 23-yd. FG as time expired in regulation to give the Browns a 13-10 win at Mia. (12/5).

**// 2009 (CLEVELAND)**

- Played in 11 games and scored a team-high 69 points.
- Scored a season-high 11 points in each of the final 3 games of the season, at KC (12/20), vs. Oak. (12/27) and vs. Jax. (1/3/10).
- Nailed a 44-yd. FG at Det. (11/22) on the game's opening drive for the 217th FG of his career as he moved past K Don Cockroft into sole possession of 2nd on the Browns all-time list.
- Completed a 10-yd. pass to WR Mike Furrey at Det. (11/22) out of FG formation, marking the first pass att. of his career.

**// 2008 (CLEVELAND)**

- Set the Browns franchise single-season record with 30 made FGs.
- With 108 points, he became the first player in Browns franchise history to account for 5 seasons with 100+ points.
- Connected on 2 game-winning FGs, a 20-yarder at Jax. (10/26) and a 56-yarder at Buf. (11/17).
- Became the first player in Browns history to convert a 50+ yd. FG in 3 consecutive games, a 54-yd. FG vs. Bal. (11/2), 52-yarder vs. Den. (11/6) and 56-yd. FG at Buf. (11/17).
- Had a season-best 17 points on 5 of 5 FGAs and 2 of 2 PATs and kicked a career-long 56-yd. game-winning FG with 1:39 remaining for a 29-27 victory at Buf. (11/17).
- His 30th FG of the season came on a 27-yarder at Phi. (12/15) as he broke K Matt Stover's single-season Browns record.

**// 2007 (CLEVELAND)**

- Was voted as a Browns special teams captain at the start of the season.
- Set a career-high with 120 points, which ranked t-2nd in team history and is the highest total by a Browns kicker.
- Became the first player in Browns franchise history to post 4 seasons of 100+ points.
- Moved into 4th place on the Browns all-time scoring list with 685 career points as he posted 15 points vs. Cin. (9/16), surpassing K Matt Bahr (677 points).
- Had 2 game-winning OT kicks, with a 25-yarder vs. Seattle (11/4) and a 33-yarder at Bal. (11/18).
- Had a season-high 4 made FGs at Bal. (11/18), including the game-tying 51-yd. FG to force OT, where he also hit the game-winning 33-yd. FG.
- With 9 points vs. Hou. (11/25), Dawson moved into 3rd place in franchise history in all-time scoring with 760 total points, surpassing RB Jim Brown (756).

**// 2006 (CLEVELAND)**

- Set a Browns franchise record and personal high with 6 made FGs and 19 points at SD (11/5).
- Made a season-long 51-yd. FG at Bal. (12/17).
- Hit a game-winning 33-yd. FG in OT vs. KC (12/3) to make the final score 31-28.

**// 2005 (CLEVELAND)**

- Finished the season with 100 points for the 3rd time in his career.
- Topped the 500 career points plateau with a 22-yard FG at Ind. (9/25).
- Played in his 100th career NFL game vs. Ten. (11/6).

**// 2004 (CLEVELAND)**

- Recorded his 2nd season with 100 points as he established a Browns franchise record with 27 consecutive FGs made (vs. SD 10/19/03 - vs. NYJ 11/21/04).
- Had a season-high 5 FGs and 16 points in the season finale at Hou. (1/2/05).

**// 2003 (CLEVELAND)**

- Led the Browns with 74 points after connecting on 18 of 21 FG atts. and 20 of 21 XP atts.
- Had a season-high 14 points vs. Arz. (11/16), making 3 of 3 FG atts. and 5 of 5 XP atts.
- Missed the final 3 games of the season after being placed on Injured Reserve (12/9) with a fractured left arm.

**// 2002 (CLEVELAND)**

- Posted his first 100 point season after making 22 of 28 FG atts., 34-35 XP atts., a long of 52 yds. and helped to lead the Browns to the postseason.
- Nailed a 33-yd. FG in OT to lift the Browns to a 31-28 win at Ten. (9/22).
- Converted on 2 onside kicks, at Ten. (9/22) and vs. Bal. (10/6). The onside kick at Ten. led to a 4th qtr. TD to force OT and Dawson recovered his own onside kick vs. Bal.
- Made a 35-yd. FG with 3:30 remaining in the 4th qtr. at NYJ (10/27) to give his team a 24-21 win.
- Made both of his FG atts. and 3 XP atts. totaling 9 points at Pit. (1/5/03 - AFC-W).

**// 2001 (CLEVELAND)**

- Ranked 2nd in the NFL in FG accuracy at 88.0% (22-25 FG atts.).
- His 15 consecutive made FGs to finish the season was the longest active streak in the NFL at the conclusion of the regular season.
- Named AFC Player of the Week for Week 3, with 3 made FGs and 2 made XPs for a total of 11 points at Jax. (9/30).
- Connected on a 44-yd. FG with :55 remaining in the 4th qtr. to give his team a 41-38 victory at Ten. (12/30).

**// 2000 (CLEVELAND)**

- Was perfect on the season from inside the 39-yd. line, going 12-12 from that distance.
- Finished the season strong by converting each of his final 8 FG atts.
- Made 4-4 FG atts. and 1-1 XP atts. for 13 of the team's 19 points in a Week 11 win vs. NE (11/12).

**// 1999 (CLEVELAND)**

- Earned a spot on the 53-man roster and won the placekicking job in training camp, fending off competition from Chris Boniol and Danny Knight.
- Appeared in his first NFL game at Ten. (9/19) and converted his first att. from 41-yds. in the 2nd qtr.
- Scored the Browns first rushing TD of the season and the fist rushing TD in Cleveland Browns stadium history on a 4-yd. run on a fake FG att. vs. Cin. (10/10).
- Made a 39-yd. FG as time expired to provide the Browns with a 16-15 win at Pit. (11/14).

**// 1998 (NEW ENGLAND)**

- Originally signed by Oak. as an undrafted free agent and later waived by the Raiders on 8/18.
- Claimed via waivers by NE on 8/21 and spent the entire season on the Patriots practice squad.

**// COLLEGE**

A 4-year letterman at the University of Texas where he was a team captain and earned First-Team All-America and Big 12 honors following his senior year in 1997. As a junior, he was a First-Team All America selection and connected on 19 of 24 atts. for 108 points in 12 games with a career-long 53 yarder. He was also named to the All-Academic Big 12 teams in 1996 and 1997.

**// PERSONAL**

- He and his wife, Shannon, have two sons, Dru and Beau, and a daughter, Sophiann.
- Born in West Palm, FL, but grew up in Dallas, TX, where he attended Lake Highlands HS. He started at tackle in addition to his placekicking duties.
- Named the 2007 Dino Lucarelli "Good Guy" Award by the Cleveland PFWA chapter, the 2006 Ed Block Courage Award winner and the 2006 winner of the Doug Dieken Humanitarian Award for his charitable and community efforts, as recognized by the Cleveland Touchdown Club.
- His wife, Shannon, is an accomplished singer who has sang at George W. Bush's Inauguration after he was elected Governor of Texas (1994).

**// INJURY REPORT**

- 2003:** Suffered a fractured left arm and missed the last 3 games of the season after being placed on Injured Reserve (12/9).
- 2009:** Was inactive for 5 games with a right calf injury, at Bal. (9/27), vs. Cin (10/4), at Buf. (10/11), at Pit. (10/18), vs. GB (10/25).

**DAWSON'S CAREER STATISTICS**

YEAR	TEAM	G	XP	XPA	PCT	FG	FGA	PCT	BLK	LG	PTS
1999	CLE	15	23	24	95.8	8	12	66.7	0	49	47
2000	CLE	16	17	17	100.0	14	17	82.4	0	45	59
2001	CLE	16	29	30	96.7	22	25	88.0	0	48	95
2002	CLE	16	34	35	97.1	22	28	78.6	1	52	100
2003	CLE	13	20	21	95.2	18	21	85.7	0	52	74
2004	CLE	16	28	28	100.0	24	29	82.8	0	50	100
2005	CLE	16	19	21	90.5	27	29	93.1	0	44	100
2006	CLE	16	25	25	100.0	21	29	72.4	0	51	88
2007	CLE	16	42	43	97.7	26	30	86.7	1	51	120
2008	CLE	16	18	18	100.0	30	36	83.3	0	56	108
2009	CLE	11	18	19	94.7	17	19	89.5	0	49	69
2010	CLE	16	28	28	100.0	23	28	82.1	0	48	97
2011	CLE	16	20	20	100.0	24	29	82.8	2	54	92
2012	CLE	16	29	29	100.0	29	31	93.5	1	53	116
2013	SF	16	44	44	100.0	32	36	88.9	0	56	140
<b>TOTALS</b>		<b>231</b>	<b>394</b>	<b>402</b>	<b>98.0</b>	<b>337</b>	<b>399</b>	<b>84.5</b>	<b>5</b>	<b>56</b>	<b>1,405</b>

**PLAYOFFS**

YEAR	TEAM	G	XP	XPA	PCT	FG	FGA	PCT	BLK	LG	PTS
2002	CLE	1	3	3	100.0	2	2	100.0	0	31	9
2013	SF	3	6	6	100.0	7	7	100.0	0	49	27
<b>TOTALS</b>		<b>4</b>	<b>9</b>	<b>9</b>	<b>100.0</b>	<b>9</b>	<b>9</b>	<b>100.0</b>	<b>0</b>	<b>49</b>	<b>36</b>

**Additional Statistics:**

**Punting – 8–209:** 2002 (2–36 yds.; 18.0 avg; 18.0 net avg.); 2003 (1–29 yds.; 29.0 avg.; 29.0 net avg.); 2005 (2–53 yds.; 26.5 avg.; 26.5 net avg.); 2006 (2–58 yds.; 29.0 avg.; 19.0 net avg.); 2008 (1–33 yds.; 33.0 avg.; 33.0 net avg.)

**Passing – 1–1–10–0–0 TDs:** 2009 (1–1–10–0–0 TDs)

**Rushing – 2–18–1 TD:** 1999 (1–4–1 TD); 2003 (1–14)

**Milestones:**

**NFL Debut:** at Ten. (9/19/99); **First FG:** at Ten. (9/19/99); **100th FG Made:** at Bal. (11/7/04); **200th FG Made:** at Buf. (11/17/08); **300th FG Made:** at Oak. (12/2/12); **First PAT:** at Bal. (9/26/99); **100th PAT Made:** at Bal. (12/22/02); **200th PAT Made:** vs. Cin. (9/16/07); **300th PAT Made:** at Cin. (12/19/10); **500th Career Point:** vs. Chi. (10/9/05); **1,000th Career Point:** at NO (10/24/10); **100–Point Seasons:** 7, Last in 2013 (129)

**DAWSON'S CAREER FIELD GOAL STATISTICS**

YEAR	TEAM	1-19	PCT	20-29	PCT	30-39	PCT	40-49	PCT	50+	PCT	TOT
1999	CLE	0/0	–	2/2	100.0	3/5	60.0	3/5	60.0	0/0	–	8/12
2000	CLE	3/3	100.0	4/4	100.0	5/5	100.0	2/5	40.0	0/0	–	14/17
2001	CLE	0/0	–	10/10	100.0	8/9	88.9	4/6	66.7	0/0	–	22/25
2002	CLE	0/0	–	9/10	90.0	6/8	75.0	5/7	71.4	2/3	66.7	22/28
2003	CLE	2/2	100.0	7/7	100.0	4/5	80.0	3/5	60.0	2/2	100.0	18/21
2004	CLE	0/0	–	11/11	100.0	6/8	75.0	6/9	66.7	1/1	100.0	24/29
2005	CLE	2/2	100.0	11/11	100.0	9/11	81.8	5/5	100.0	0/0	–	27/29
2006	CLE	0/0	–	5/6	83.3	9/10	90.0	6/12	50.0	1/1	100.0	21/29
2007	CLE	2/2	100.0	9/10	90.0	7/8	87.5	7/8	87.5	1/2	50.0	26/30
2008	CLE	0/0	–	10/10	100.0	12/14	85.7	5/6	83.3	3/6	50.0	30/36
2009	CLE	0/0	–	7/7	100.0	5/5	100.0	5/6	83.3	0/1	0.0	17/19
2010	CLE	3/3	100.0	7/7	100.0	10/10	100.0	3/5	60.0	0/3	0.0	23/28
2011	CLE	0/0	–	7/9	77.8	3/4	75.0	7/8	87.5	7/8	87.5	24/29
2012	CLE	0/0	00.0	8/9	88.9	8/9	88.9	6/6	100.0	7/7	100.0	29/31
2013	SF	0/0	00.0	12/13	92.3	6/6	100.0	10/11	90.9	4/6	66.7	32/36
<b>TOTALS</b>		<b>12/12</b>	<b>100.0</b>	<b>119/126</b>	<b>94.4</b>	<b>101/117</b>	<b>86.3</b>	<b>77/104</b>	<b>74.0</b>	<b>28/40</b>	<b>70.0</b>	<b>337/399</b>

**PLAYOFFS**

YEAR	TEAM	1-19	PCT	20-29	PCT	30-39	PCT	40-49	PCT	50+	PCT	TOT
2002	CLE	0/0	–	1/1	100.0	1/1	100.0	0/0	–	0/0	–	2/2
2013	SF	0/0	–	3/3	100.0	3/3	100.0	1/1	100.0	0/0	–	7/7
<b>TOTALS</b>		<b>0/0</b>	<b>–</b>	<b>4/4</b>	<b>100.0</b>	<b>4/4</b>	<b>100.0</b>	<b>1/1</b>	<b>100.0</b>	<b>0/0</b>	<b>–</b>	<b>9/9</b>

**DAWSON'S GAME-BY-GAME**

1999 (Cleveland)							2000 (Cleveland)						
Date	Opp	W/L	Pts	XP-XPA	FG-FGA	Kick-By-Kick	Date	Opp	W/L	Pts	XP-XPA	FG-FGA	Kick-By-Kick
Sep 12	Pit	L	–	INACTIVE	–	–	Sep 3	Jax	L	1	1-1	0-0	–
Sep 19	at Ten	L	3	0-0	1-1	41	Sep 10	at Cin	W	6	3-3	1-1	30
Sep 26	at Bal	L	4	1-1	1-1	49	Sep 17	Pit	W	11	2-2	3-3	23, 28, 19
Oct 3	NE	L	1	1-1	0-1	38N	Sep 24	at Oak	L	4	1-1	1-2	42N, 29
Oct 10	Cin	L	5	2-2	1-1	33	Oct 1	Bal	L	0	0-0	0-0	–
Oct 17	at Jax	L	1	1-1	0-0	–	Oct 8	at Arz	L	3	3-3	0-1	42N
Oct 24	at StL	L	3	0-0	1-1	47	Oct 15	at Den	L	4	1-1	1-1	45
Oct 31	at NO	W	3	3-3	0-1	46N	Oct 22	at Pit	L	0	0-0	0-1	42N
Nov 7	Bal	L	3	0-1	1-1	25	Oct 29	Cin	L	3	0-0	1-1	18
Nov 14	at Pit	W	4	1-1	1-1	39	Nov 5	NYG	L	3	0-0	1-1	19
Nov 21	Car	L	5	2-2	1-2	38N, 23	Nov 12	NE	W	13	1-1	4-4	39, 43, 35, 35
Nov 28	Ten	L	3	3-3	0-1	–	Nov 19	at Ten	L	4	1-1	1-1	38
Dec 5	at SD	L	4	1-1	1-2	33, 45N	Nov 26	at Bal	L	1	1-1	0-0	–
Dec 12	at Cin	L	2	2-2	0-0	–	Dec 3	at Jax	L	0	0-0	0-0	–
Dec 19	Jax	L	2	2-2	0-0	–	Dec 10	Phi	L	6	3-3	1-1	29
Dec 26	Ind	L	4	4-4	0-0	–	Dec 17	Ten	L	0	0-0	0-0	–
<b>TOTALS</b>			<b>47</b>	<b>23-24</b>	<b>8-12</b>	<b>Long: 49</b>	<b>TOTALS</b>			<b>59</b>	<b>17-17</b>	<b>14-17</b>	<b>Long: 45</b>

DAWSON'S GAME-BY-GAME

2001 (Cleveland)

Date	Opp	W/L	Pts	XP-XPA	FG-FGA	Kick-By-Kick
Sep 9	Sea	L	6	0-0	2-3	37N, 48, 22
Sep 23	Det	W	6	3-3	1-2	33, 46N
Sep 30	at Jax	W	11	2-2	3-3	35, 28, 30
Oct 7	SD	W	8	2-2	2-3	31, 48N, 27
Oct 14	at Cin	L	2	2-2	0-0	
Oct 21	Bal	W	6	3-3	1-1	33
Nov 4	at Chi	L	3	3-3	0-0	
Nov 11	Pit	L	4	1-1	1-1	40
Nov 18	at Bal	W	9	3-3	2-2	29, 42
Nov 25	Cin	W	12	0-1	4-4	23, 27, 23, 33
Dec 2	Ten	L	1	1-1	0-0	
Dec 9	at NE	L	10	1-1	3-3	27, 39, 22
Dec 16	Jax	L	4	1-1	1-1	29
Dec 23	at GB	L	1	1-1	0-0	
Dec 30	at Ten	W	11	5-5	2-2	30, 44
Jan 6	at Pit	L	1	1-1	0-0	
<b>TOTALS</b>			<b>95</b>	<b>29-30</b>	<b>22-25</b>	<b>Long: 48</b>

2004 (Cleveland)

Date	Opp	W/L	Pts	XP-XPA	FG-FGA	Kick-By-Kick
Sep 12	Bal	W	8	2-2	2-2	37, 25
Sep 19	at Dal	L	12	0-0	4-4	45, 23, 49, 22
Sep 26	at NYG	L	4	1-1	1-1	49
Oct 3	Was	W	5	2-2	1-1	30
Oct 10	at Pit	L	11	2-2	3-3	24, 34, 46
Oct 17	Cin	W	10	4-4	2-2	23, 33
Oct 24	Phi	L	7	4-4	1-1	38
Nov 7	at Bal	L	7	1-1	2-2	50, 29
Nov 14	Pit	L	4	1-1	1-1	31
Nov 21	NYJ	L	1	1-1	0-2	42N, 34N
Nov 28	at Cin	L	12	6-6	2-2	23, 29
Dec 5	NE	L	1	1-1	0-0	
Dec 12	at Buf	L	1	1-1	0-1	45N
Dec 19	SD	L	0	0-0	0-1	39N
Dec 26	at Mia	L	1	1-1	0-1	43N
Jan 2	at Hou	W	16	1-1	5-5	45, 22, 29, 45, 22
<b>TOTALS</b>			<b>100</b>	<b>28-28</b>	<b>24-29</b>	<b>Long: 50</b>

2002 (Cleveland)

Date	Opp	W/L	Pts	XP-XPA	FG-FGA	Kick-By-Kick
Sep 8	KC	L	15	3-3	4-4	20, 32, 34, 41
Sep 15	Cin	W	8	2-2	2-2	52, 45
Sep 22	at Ten	W	7	4-4	1-2	52N, 33
Sep 29	at Pit	L	7	1-1	2-3	28, 28, 45N
Oct 6	Bal	L	1	1-1	0-0	
Oct 13	at TB	L	3	0-0	1-1	50
Oct 20	Hou	W	10	4-4	2-2	35, 43
Oct 27	at NYJ	W	10	1-1	3-3	23, 26, 35
Nov 3	Pit	L	2	2-3	0-0	
Nov 17	at Cin	W	9	3-3	2-3	24N, 27, 40
Nov 24	at NO	W	6	3-3	1-1	28
Dec 1	Car	L	6	0-0	2-3	25, 30N, 33
Dec 8	at Jax	W	3	3-3	0-2	42N, 36B
Dec 15	Ind	L	5	2-2	1-1	29
Dec 22	at Bal	W	2	2-2	0-0	
Dec 29	Atl	W	6	3-3	1-1	40
<b>TOTALS</b>			<b>100</b>	<b>34-35</b>	<b>22-28</b>	<b>Long: 52</b>

2005 (Cleveland)

Date	Opp	W/L	Pts	XP-XPA	FG-FGA	Kick-By-Kick
Sep 11	Cin	L	7	1-1	2-2	29, 34
Sep 18	at GB	W	8	2-3	2-2	21, 39
Sep 25	at Ind	L	6	0-0	2-2	40, 22
Oct 9	Chi	W	8	2-2	2-2	19, 44
Oct 16	at Bal	L	3	0-0	1-1	24
Oct 23	Det	L	4	1-1	1-1	30
Oct 30	at Hou	L	10	1-1	3-3	28, 29, 37
Nov 6	Ten	W	8	2-2	2-3	37, 19, 39N
Nov 13	at Pit	L	3	3-3	0-0	
Nov 20	Mia	W	10	1-2	3-3	23, 40, 24
Nov 27	at Min	L	6	0-0	2-2	32, 38
Dec 4	Jax	L	2	2-2	0-1	34N
Dec 11	at Cin	L	8	2-2	2-2	41, 29
Dec 18	at Oak	W	9	0-0	3-3	44, 24, 37
Dec 24	Pit	L	0	0-0	0-0	
Jan 1	Bal	W	8	2-2	2-2	21, 39
<b>TOTALS</b>			<b>100</b>	<b>19-21</b>	<b>27-29</b>	<b>Long: 44</b>

2002 Postseason (Cleveland)

Date	Opp	W/L	Pts	XP-XPA	FG-FGA	Kick-By-Kick
Jan 5	at Pit	L	9	3-3	2-2	31, 24
<b>TOTALS</b>			<b>9</b>	<b>3-3</b>	<b>2-2</b>	<b>Long: 31</b>

2003 (Cleveland)

Date	Opp	W/L	Pts	XP-XPA	FG-FGA	Kick-By-Kick
Sep 7	Ind	L	6	0-0	2-2	19, 20
Sep 14	at Bal	L	7	1-1	2-2	44, 35
Sep 21	at SF	W	1	1-1	0-1	48N
Sep 28	Cin	L	2	2-2	0-1	35N
Oct 5	at Pit	W	9	3-4	2-2	19, 22
Oct 12	Oak	W	7	1-1	2-2	52, 32
Oct 19	SD	L	8	2-2	2-3	46N, 46, 42
Oct 26	at NE	L	3	0-0	1-1	29
Nov 9	at KC	L	8	2-2	2-2	50, 22
Nov 16	Arz	W	14	5-5	3-3	34, 24, 29
Nov 23	Pit	L	6	0-0	2-2	27, 31
Nov 30	at Sea	L	1	1-1	0-0	
Dec 8	StL	L	2	2-2	0-0	
<b>TOTALS</b>			<b>74</b>	<b>20-21</b>	<b>18-21</b>	<b>Long: 52</b>

PLACED ON INJURED RESERVE ON 12/9 (Arm)

2006 (Cleveland)

Date	Opp	W/L	Pts	XP-XPA	FG-FGA	Kick-By-Kick
Sep 10	NO	L	2	2-2	0-0	
Sep 17	at Cin	L	5	2-2	1-1	30
Sep 24	Bal	L	2	2-2	0-0	
Oct 1	at Oak	W	6	3-3	1-2	48N, 28
Oct 8	at Car	L	12	0-0	4-4	41, 47, 22, 32
Oct 22	Den	L	1	1-1	0-0	
Oct 29	NYJ	W	8	2-2	2-3	47, 26N, 21
Nov 5	at SD	L	19	1-1	6-6	37, 20, 42, 30, 36, 35
Nov 12	at Atl	W	5	2-2	1-1	43
Nov 19	Pit	L	8	2-2	2-3	44N, 23, 35
Nov 26	Cin	L	0	0-0	0-1	48N
Dec 3	KC	W	7	4-4	1-1	33
Dec 7	at Pit	L	1	1-1	0-1	40N
Dec 17	at Bal	L	5	2-2	1-2	51, 47N
Dec 24	TB	L	1	1-1	0-1	31N
Dec 31	at Hou	L	6	0-0	2-3	48N, 43, 36
<b>TOTALS</b>			<b>88</b>	<b>25-25</b>	<b>21-29</b>	<b>Long: 51</b>

DAWSON'S GAME-BY-GAME

2007 (Cleveland)

Date	Opp	W/L	Pts	XP-XPA	FG-FGA	Kick-By-Kick
Sep 9	Pit	L	1	1-1	0-0	
Sep 16	Cin	W	15	6-6	3-3	39, 39, 18
Sep 23	at Oak	L	6	3-3	1-2	23, 40B
Sep 30	Bal	W	9	3-3	2-2	41, 20
Oct 7	at NE	L	5	2-2	1-1	42
Oct 14	Mia	W	11	5-5	2-2	40, 20
Oct 28	at StL	W	9	3-3	2-2	35, 45
Nov 4	Sea	W	7	1-2	2-2	19, 25
Nov 11	at Pit	L	4	4-4	0-1	52N
Nov 18	at Bal	W	15	3-3	4-5	35N, 28, 39, 51, 33
Nov 25	Hou	W	9	3-3	2-2	25, 27
Dec 2	at Arz	L	7	1-1	2-2	37, 22
Dec 9	at NYJ	W	6	3-3	1-1	49
Dec 16	Buf	W	6	0-0	2-2	35, 49
Dec 23	at Cin	L	2	2-2	0-0	
Dec 30	SF	W	8	2-2	2-3	23, 49
<b>TOTALS</b>			<b>120</b>	<b>42-43</b>	<b>26-30</b>	<b>Long: 51</b>

2008 (Cleveland)

Date	Opp	W/L	Pts	XP-XPA	FG-FGA	Kick-By-Kick
Sep 7	Dal	L	4	1-1	1-1	34
Sep 14	Pit	L	6	0-0	2-2	31, 38
Sep 21	at Bal	L	4	1-1	1-1	38
Sep 28	at Cin	W	8	2-2	2-2	25, 29
Oct 13	NYG	W	9	3-3	2-3	28, 51N, 26
Oct 19	at Was	L	3	0-0	1-2	37
Oct 26	at Jax	W	11	2-2	3-3	32, 20, 42
Nov 2	Bal	L	9	3-3	2-2	23, 54
Nov 6	Den	L	12	3-3	3-3	24, 52, 33
Nov 17	at Buf	W	17	2-2	5-5	40, 33, 43, 22, 56
Nov 23	Hou	L	6	0-0	2-3	32, 32, 39N
Nov 30	Ind	L	6	0-0	2-3	34, 25, 34N
Dec 7	at Ten	L	9	0-0	3-4	47, 41, 44N, 39
Dec 15	at Phi	L	4	1-1	1-1	27
Dec 21	Cin	L	0	0-0	0-0	
Dec 28	at Pit	L	0	0-0	0-1	53N
<b>TOTALS</b>			<b>108</b>	<b>18-18</b>	<b>30-36</b>	<b>Long: 56</b>

2009 (Cleveland)

Date	Opp	W/L	Pts	XP-XPA	FG-FGA	Kick-By-Kick
Sep 13	Min	L	8	2-2	2-2	37, 20
Sep 20	at Den	L	6	0-0	2-2	22, 47
Sep 27	at Bal	L				INACTIVE (Hamstring)
Oct 4	Cin	L				INACTIVE (Hamstring)
Oct 11	at Buf	W				INACTIVE (Hamstring)
Oct 18	at Pit	L				INACTIVE (Hamstring)
Oct 25	GB	L				INACTIVE (Hamstring)
Nov 1	at Chi	L	0	0-1	0-0	
Nov 16	Bal	L	0	0-0	0-0	
Nov 22	at Det	L	9	3-3	2-2	44, 29
Nov 29	at Cin	L	1	1-1	0-0	
Dec 6	SD	L	5	2-2	1-2	43N, 49
Dec 10	Pit	W	7	1-1	2-2	29, 29
Dec 20	at KC	W	11	5-5	2-3	47, 30, 52N
Dec 27	Oak	W	11	2-2	3-3	42, 33, 34
Jan 3	Jax	W	11	2-2	3-3	27, 21, 33
<b>TOTALS</b>			<b>69</b>	<b>18-19</b>	<b>17-19</b>	<b>Long: 49</b>

2010 (Cleveland)

Date	Opp	W/L	Pts	XP-XPA	FG-FGA	Kick-By-Kick
Sep 12	at TB	L	2	2-2	0-1	62N
Sep 19	KC	L	2	2-2	0-1	42N
Sep 26	at Bal	L	5	2-2	1-1	38
Oct 3	Cin	W	11	2-2	3-3	30, 31, 22
Oct 10	Atl	L	4	1-1	1-1	19
Oct 17	at Pit	L	4	1-1	1-1	39
Oct 24	at NO	W	12	3-3	3-3	23, 21, 48
Nov 7	NE	W	10	4-4	2-2	38, 37
Nov 14	NYJ	L	8	2-2	2-2	34, 23
Nov 21	at Jax	L	8	2-2	2-4	51N, 38, 51N, 41
Nov 28	Car	W	6	3-3	1-1	41
Dec 5	at Mia	W	7	1-1	2-3	32, 47N, 23
Dec 12	at Buf	L	6	0-0	2-2	19, 25
Dec 19	at Cin	L	5	2-2	1-1	23
Dec 26	Bal	L	4	1-1	1-1	30
Jan 2	Pit	L	3	0-0	1-1	19
<b>TOTALS</b>			<b>97</b>	<b>28-28</b>	<b>23-28</b>	<b>Long: 48</b>

2011 (Cleveland)

Date	Opp	W/L	Pts	XP-XPA	FG-FGA	Kick-By-Kick
Sep 11	Cin	L	5	2-2	1-1	20
Sep 18	at Ind	W	9	3-3	2-2	20, 23
Sep 25	Mia	W	5	2-2	1-1	30
Oct 2	Ten	L	7	1-1	2-2	48, 51
Oct 16	at Oak	L	5	2-2	1-1	47
Oct 23	Sea	W	6	0-0	2-4	48B, 52, 53, 24B
Oct 30	at SF	L	4	1-1	1-1	52
Nov 6	at Hou	L	6	0-0	2-2	50, 51
Nov 13	StL	L	12	0-0	4-5	44, 32, 43, 27, 22N
Nov 20	Jax	W	2	2-2	0-1	38N
Nov 27	at Cin	L	8	2-2	2-3	32, 54, 55N
Dec 4	Bal	L	4	1-1	1-1	21
Dec 8	at Pit	L	3	0-0	1-1	20
Dec 18	at Arz	L	5	2-2	1-1	44
Dec 24	at Bal	L	2	2-2	0-0	
Jan 1	Pit	L	9	0-0	3-3	26, 45, 49
<b>TOTALS</b>			<b>92</b>	<b>20-20</b>	<b>24-29</b>	<b>Long: 54</b>

2012 (Cleveland)

Date	Opp	W/L	Pts	XP-XPA	FG-FGA	Kick-By-Kick
Sep 9	Phi	L	10	1-1	3-3	43, 42, 22
Sep 16	at Cin	L	9	3-3	2-2	50, 25
Sep 23	Buf	L	2	2-2	0-0	
Sep 27	at Bal	L	10	1-1	3-3	51, 50, 52
Oct 7	at NYG	L	9	3-3	2-2	32, 41
Oct 14	Cin	W	10	4-4	2-2	41, 38
Oct 21	at Ind	L	1	0-0	1-1	
Oct 28	SD	W	1	0-0	1-1	
Nov 4	Bal	L	15	0-0	5-5	32, 28, 29, 33, 41
Nov 18	at Dal	L	8	2-2	2-2	51, 37
Nov 25	Pit	W	8	2-2	2-2	28, 32
Dec 2	at Oak	W	8	2-2	2-3	41, 35, 28B
Dec 9	KC	W	12	3-3	3-3	23, 24, 34
Dec 16	Was	L	3	3-3	0-0	
Dec 23	at Den	L	6	0-0	2-2	27, 53
Dec 30	at Pit	L	4	1-1	1-2	39N, 51
<b>TOTALS</b>			<b>116</b>	<b>29-29</b>	<b>29-31</b>	<b>Long: 53</b>

**DAWSON'S GAME-BY-GAME****2013 (San Francisco)**

Date	Opp	W/L	Pts	XP-XPA	FG-FGA	Kick-By-Kick
Sep 8	GB	W	10	4-4	2-3	48N, 27, 33
Sep 15	at Sea	L	3	0-0	1-1	21
Sep 22	Ind	L	1	1-1	0-0	
Sep 26	at StL	W	5	5-5	0-2	53N, 71N
Oct 6	Hou	W	10	4-4	2-2	38, 24
Oct 13	Arz	W	12	3-3	3-3	35, 26, 44
Oct 20	at Ten	W	7	4-4	1-1	44
Oct 27	at Jax	W	6	6-6	0-0	
Nov 10	Car	L	9	0-0	3-3	53, 43, 25
Nov 17	at NO	L	8	2-2	2-2	55, 29
Nov 25	at Was	W	9	3-3	2-2	29, 49
Dec 1	StL	W	11	2-2	3-3	32, 43, 24
Dec 8	Sea	W	13	1-1	4-4	23, 48, 52, 22
Dec 15	at TB	W	15	3-3	4-4	47, 43, 21, 35
Dec 23	Atl	W	10	4-4	2-2	49, 30
Dec 29	at Arz	W	11	2-2	3-4	27, 24N, 56, 40
<b>TOTALS</b>			<b>140</b>	<b>44-44</b>	<b>32-36</b>	<b>Long: 56</b>

**2013 Postseason (San Francisco)**

Date	Opp	W/L	Pts	XP-XPA	FG-FGA	Kick-By-Kick
Jan 5	at GB	W	11	2-2	3-3	22, 25, 33
Jan 12	at Car	W	11	2-2	3-3	49, 33, 34
Jan 19	at Sea	L	5	2-2	1-1	25
<b>TOTALS</b>			<b>27</b>	<b>6-6</b>	<b>7-7</b>	<b>Long: 49</b>





## QUINTON DIAL

DT

HT 6-5

WT 318

COLLEGE ALABAMA

BORN 7.21.90 // PINSON, AL // CLAY-CHALKVILLE HS, CLAY, AL  
2ND YEAR // ACQUIRED D-5 IN '13

Quinton Dial was originally drafted in the fifth round of the 2013 NFL Draft. He missed six games during his rookie season after being placed on the Reserve/Non-Football Injury List with a toe injury. Dial was activated on October 19, 2013, and made his NFL debut at Tennessee the following day.

### // TRANSACTIONS

Originally a 5th-round (157th overall) draft choice by SF in 2013... Placed on the Reserve/Non-Football Injury List on 8/27/13... Activated from the Reserve/NFI List on 10/19/13.

### // GOLDMINE

- Dial's church family has played a major role in his life and has positively impacted him, making him the man he is today. "They have supported me a lot throughout the years," said Dial. "They encouraged me and prayed with me. I would say my church family is my biggest supporter that I have right now and has helped me to get where I am today."
- Can you imagine going to the grocery store and seeing a 6'4", 270 pound, 16-year old bag boy? In Clay, AL, it was a reality because one of Dial's part-time jobs growing up was bagging groceries and pushing carts at his local grocery store. He also worked as a cook at a barbecue restaurant and cut grass to try to make some extra money.

### // 2013

- Made his NFL debut and registered his first career tackle at Ten. (10/20).

### // COLLEGE

Played in 25 games for the Crimson Tide and registered 45 tackles, 2.5 sacks and 7.5 TFLs. As a senior, played in 13 games and notched 21 tackles, 1.5 sacks and 4.5 TFLs. During his junior year, played in 12 games tallying 1.0 sack, 3 TFLs and 24 tackles. Attended East Mississippi Community College where he was a standout at nose guard. As a freshman at EMCC, made 24 tackles with 3.0 sacks.

### // PERSONAL

- Attended Clay-Chalkville (Clay, AL) HS and was rated the 33rd-best defensive tackle in the nation by Rivals.com.
- As a senior, was a member of the Alabama Sports Writers Association's Super 12 team, named first-team all-state and was the 2008 ASWA's 6A Defensive Lineman of the Year.
- Was named second-team all-state by *The Birmingham News*.
- Born Quinton Dial (7/21/90) in Pinson, AL.

### // INJURY REPORT

**2013:** Inactive vs. Car. (11/10) with an ankle injury.

**DIAL'S CAREER STATISTICS**

YEAR	TEAM	GP	GS	TACKLES			SACKS	YDS	INT	YDS	INTERCEPTIONS		PD	FUMBLES		
				TOT	SOL	AST					LG	TD		FF	FR	YDS
2013	SF	3	0	2	1	1	0.0	0.0	0	0	-	0	0	0	0	0
<b>TOTALS</b>		<b>3</b>	<b>0</b>	<b>2</b>	<b>1</b>	<b>1</b>	<b>0.0</b>	<b>0.0</b>	<b>0</b>	<b>0</b>	<b>-</b>	<b>0</b>	<b>0</b>	<b>0</b>	<b>0</b>	<b>0</b>

**PLAYOFFS**

YEAR	TEAM	GP	GS	TACKLES			SACKS	YDS	INT	YDS	INTERCEPTIONS		PD	FUMBLES		
				TOT	SOL	AST					LG	TD		FF	FR	YDS
2013	SF	0	0	0	0	0	0.0	0.0	0	0	-	0	0	0	0	0
<b>TOTALS</b>		<b>0</b>	<b>0</b>	<b>0</b>	<b>0</b>	<b>0</b>	<b>0.0</b>	<b>0.0</b>	<b>0</b>	<b>0</b>	<b>-</b>	<b>0</b>	<b>0</b>	<b>0</b>	<b>0</b>	<b>0</b>

**Milestones:**

**NFL Debut:** at Ten. (10/20/13)

**DIAL'S CAREER HIGHS**

**Total Tackles:** 1 (2 times) Last at Jax. (10/27/13)

**Assists:** 1 at Ten. (10/20/13)

**Solo:** 1 at Jax. (10/27/13)

**DIAL'S GAME-BY-GAME**

**2013**

Date	Opp	W/L	P/S	Tot	Sol	Ast	Sk	Yds	Int	Yds	PD	FF	FR	Yds
Sep 8	GB	W	-	-	-	-	RESERVE/NFI	-	-	-	-	-	-	-
Sep 15	at Sea	L	-	-	-	-	RESERVE/NFI	-	-	-	-	-	-	-
Sep 22	Ind	L	-	-	-	-	RESERVE/NFI	-	-	-	-	-	-	-
Sep 26	at StL	W	-	-	-	-	RESERVE/NFI	-	-	-	-	-	-	-
Oct 6	Hou	W	-	-	-	-	RESERVE/NFI	-	-	-	-	-	-	-
Oct 13	Arz	W	-	-	-	-	RESERVE/NFI	-	-	-	-	-	-	-
Oct 20	at Ten	W	1/0	1	0	1	0.0 0.0	0	0	0	0	0	0	0
Oct 27	at Jax	W	1/0	1	1	0	0.0 0.0	0	0	0	0	0	0	0
Nov 10	Car	L	-	-	-	-	INACTIVE (Ankle)	-	-	-	-	-	-	-
Nov 17	at NO	L	-	-	-	-	DID NOT PLAY	-	-	-	-	-	-	-
Nov 25	at Was	W	1/0	0	0	0	0.0 0.0	0	0	0	0	0	0	0
Dec 1	StL	W	-	-	-	-	INACTIVE	-	-	-	-	-	-	-
Dec 8	Sea	W	-	-	-	-	INACTIVE	-	-	-	-	-	-	-
Dec 15	at TB	W	-	-	-	-	INACTIVE	-	-	-	-	-	-	-
Dec 23	Atl	W	-	-	-	-	INACTIVE	-	-	-	-	-	-	-
Dec 29	at Arz	W	-	-	-	-	INACTIVE	-	-	-	-	-	-	-
<b>TOTALS</b>			<b>3/0</b>	<b>2</b>	<b>1</b>	<b>1</b>	<b>0.0 0.0</b>	<b>0</b>	<b>0</b>	<b>0</b>	<b>0</b>	<b>0</b>	<b>0</b>	<b>0</b>

**2013 Postseason**

Date	Opp	W/L	P/S	Tot	Sol	Ast	Sk	Yds	Int	Yds	PD	FF	FR	Yds
Jan 5	at GB	W	-	-	-	-	INACTIVE	-	-	-	-	-	-	-
Jan 12	at Car	W	-	-	-	-	INACTIVE	-	-	-	-	-	-	-
Jan 19	at Sea	L	-	-	-	-	INACTIVE	-	-	-	-	-	-	-
<b>TOTALS</b>			<b>0/0</b>	<b>0</b>	<b>0</b>	<b>0</b>	<b>0.0 0.0</b>	<b>0</b>	<b>0</b>	<b>0</b>	<b>0</b>	<b>0</b>	<b>0</b>	<b>0</b>



# DEMARCUS DOBBS

TE/DT

HT 6-2

WT 282

COLLEGE GEORGIA

BORN 11.30.87 // SAVANNAH, GA // CALVARY BAPTIST HS, SAVANNAH, GA  
3RD YEAR // ACQUIRED FA IN '11

Demarcus Dobbs was one of three players to make the 2011 opening day roster as an undrafted rookie free agent, marking the first time since 2001 that the 49ers had at least three undrafted rookie free agents make the team (4 in 2001 - DT John Schlect, LB Quincy Stewart, LB Shane Elam and P Jason Baker). A versatile player, Dobbs has contributed on offense, defense and special teams during his career. In 2013, he tallied a career-high 37 tackles on defense, while adding two tackles on special teams.

## // TRANSACTIONS

Originally signed as an undrafted free agent with SF on 7/27/11.

## // GOLDMINE

- After growing up in foster care and overcoming a multitude of obstacles that would discourage almost anyone, Dobbs poured himself into his schoolwork and vowed to graduate high school - something no one in his family had yet accomplished. While working diligently in school, he managed to shine on the football field as well, earning a football scholarship to the University of Georgia. Dobbs excelled academically at Georgia, just as he had done his whole life. He majored in consumer economics and earned his degree a year early so that he would be able to have internships and job experience during his final year of football eligibility. After graduation, Dobbs was hopeful - but always realistic - about his chances of playing in the NFL. Many speculated he would be drafted, but when he did not receive a phone call from a team on draft night, Dobbs did not give up. He and his agent looked over NFL rosters and decided that he would fit best in San Francisco. They could not have been more accurate. Dobbs worked tirelessly during 49ers training camp and preseason. He impressed players, coaches and staff with his determination and athletic ability. "I've always been a guy to work hard," Dobbs said. "I was voted the Defensive Leadership Award by the coaches at Georgia. I've always been a guy that gave great effort on the field. When I got here, I knew each day I was going to push hard and whatever happens, happens. As long as I can say that I gave my all and I did all I could do."

## // 2013

- Part of a defense that held the Rams offense to only 18 yds. rushing on 19 carries at StL (9/26). It was the 7th-best single-game defensive rushing performance in franchise history.

## // 2012

- Placed on the Injured Reserve List on 12/11, after appearing in 12 games, primarily on special teams.

## // 2011

- Made NFL debut vs. TB (10/9) at DT.
- Saw extended action on defensive line vs. Cle. (10/30) in place of injured DT Ray McDonald.
- Notched his first tackle of his career vs. StL (12/4), posting 2 stops.

## // COLLEGE

Saw action in 52 games (27 starts) for the Bulldogs, accumulating 78 tackles, 41 QB pressures, 11 TFLs, 7.5 sacks, 6 PDs, 4 FFs and 2 INTs. As a senior, appeared in 13 games (10 starts), recording 28 tackles and 15 QB pressures. In 2009, started all 13 games, notching 39 tackles including 4.5 sacks and 14 QB pressures. Also was the recipient of Joseph E. Espy Football Scholarship. As a sophomore, appeared in 13 games (4 starts), recording 19 tackles, eight quarterback hurries and an INT (returned for a TD). As a freshman, appeared in 13 games providing depth on the defensive line and played on special teams. Redshirted in 2006.

## // PERSONAL

- Attended Calvary Baptist (Savannah, GA) HS and was a first-team all-state selection by *The Atlanta Journal-Constitution* and Super Southern 100.
- Born Demarcus Dobbs (11/30/87) in Savannah, GA.
- Graduated with a degree in consumer economics.

## // INJURY REPORT

- 2012:** Suffered a knee injury vs. Mia. (12/9) and was placed on Injured Reserve, missing the final 3 games of the season.

**DOBBS' CAREER STATISTICS**

YEAR	TEAM	GP	GS	TACKLES					INTERCEPTIONS					FUMBLES			
				TOT	SOL	AST	SACKS	YDS	INT	YDS	LG	TD	PD	FF	FR	YDS	
2011	SF	12	0	3	1	2	0.0	0.0	0	0	0	0	0	0	0	0	0
2012	SF	12	0	7	3	4	0.0	0.0	0	0	0	0	0	0	0	0	0
2013	SF	15	0	37	13	24	0.0	0.0	0	0	0	0	1	0	0	0	0
<b>TOTALS</b>		<b>39</b>	<b>0</b>	<b>47</b>	<b>17</b>	<b>30</b>	<b>0.0</b>	<b>0.0</b>	<b>0</b>	<b>0</b>	<b>0</b>	<b>0</b>	<b>1</b>	<b>0</b>	<b>0</b>	<b>0</b>	<b>0</b>

**PLAYOFFS**

YEAR	TEAM	GP	GS	TACKLES					INTERCEPTIONS					FUMBLES			
				TOT	SOL	AST	SACKS	YDS	INT	YDS	LG	TD	PD	FF	FR	YDS	
2011	SF	2	0	0	0	0	0.0	0.0	0	0	0	0	0	0	0	0	0
2012	SF	–	–	–	INJURED RESERVE (Knee)			–	–	–	–	–	–	–	–	–	–
2013	SF	3	0	4	1	3	0.0	0.0	0	0	0	0	0	0	0	0	0
<b>TOTALS</b>		<b>5</b>	<b>0</b>	<b>4</b>	<b>1</b>	<b>3</b>	<b>0.0</b>	<b>0.0</b>	<b>0</b>	<b>0</b>	<b>0</b>	<b>0</b>	<b>0</b>	<b>0</b>	<b>0</b>	<b>0</b>	<b>0</b>

**Additional Statistics:**

**Special Teams Tackles:** Regular Season – 5: 2012 (3); 2013 (2); Postseason – 3: 2013 (3)

**Milestones:**

**NFL Debut:** vs. TB (10/9/11)

**DOBBS' CAREER HIGHS**

**Total Tackles:** 4 (2 times) Last vs. StL (12/1/13); Postseason – 2 (2 times) Last at Sea. (1/19/14)  
**Solo:** 2 (3 times) Last at Arz. (12/29/13)

**Assists:** 3 (2 times) Last at Was. (11/25/13); Postseason – 2 at Car. (1/12/14)  
**Passes Defensed:** 1 vs. Car. (11/10/13)

**DOBBS' GAME-BY-GAME**

2011													
Date	Opp	W/L	P/S	Tot	Sol	Ast	Sk	Yds	Int	Yds	PD	FF	FR Yds
Sep 11	Sea	W	—	—	—	—	—	—	—	—	—	—	—
Sep 18	Dal	L	—	—	—	—	—	—	—	—	—	—	—
Sep 25	at Cin	W	—	—	—	—	—	—	—	—	—	—	—
Oct 2	at Phi	W	—	—	—	—	—	—	—	—	—	—	—
Oct 9	TB	W	1/0	0	0	0	0.0	0.0	0	0	0	0	0
Oct 16	at Det	W	1/0	0	0	0	0.0	0.0	0	0	0	0	0
Oct 30	Cle	W	1/0	0	0	0	0.0	0.0	0	0	0	0	0
Nov 6	at Was	W	1/0	0	0	0	0.0	0.0	0	0	0	0	0
Nov 13	NYG	W	1/0	0	0	0	0.0	0.0	0	0	0	0	0
Nov 20	Arz	W	1/0	0	0	0	0.0	0.0	0	0	0	0	0
Nov 24	at Bal	L	1/0	0	0	0	0.0	0.0	0	0	0	0	0
Dec 4	StL	W	1/0	2	0	2	0.0	0.0	0	0	0	0	0
Dec 11	at Arz	L	1/0	0	0	0	0.0	0.0	0	0	0	0	0
Dec 19	Pit	W	1/0	0	0	0	0.0	0.0	0	0	0	0	0
Dec 24	at Sea	W	1/0	0	0	0	0.0	0.0	0	0	0	0	0
Jan 1	at StL	W	1/0	1	1	0	0.0	0.0	0	0	0	0	0
<b>TOTALS</b>			<b>12/0</b>	<b>3</b>	<b>1</b>	<b>2</b>	<b>0.0</b>	<b>0.0</b>	<b>0</b>	<b>0</b>	<b>0</b>	<b>0</b>	<b>0</b>

2011 Postseason													
Date	Opp	W/L	P/S	Tot	Sol	Ast	Sk	Yds	Int	Yds	PD	FF	FR Yds
Jan 14	NO	W	1/0	0	0	0	0.0	0.0	0	0	0	0	0
Jan 22	NYG	L	1/0	0	0	0	0.0	0.0	0	0	0	0	0
<b>TOTALS</b>			<b>1/0</b>	<b>0</b>	<b>0</b>	<b>0</b>	<b>0.0</b>	<b>0.0</b>	<b>0</b>	<b>0</b>	<b>0</b>	<b>0</b>	<b>0</b>

2012													
Date	Opp	W/L	P/S	Tot	Sol	Ast	Sk	Yds	Int	Yds	PD	FF	FR Yds
Sep 9	at GB	W	1/0	0	0	0	0.0	0.0	0	0	0	0	0
Sep 16	Det	W	1/0	0	0	0	0.0	0.0	0	0	0	0	0
Sep 23	at Min	L	1/0	1	1	0	0.0	0.0	0	0	0	0	0
Sep 30	at NYJ	W	1/0	0	0	0	0.0	0.0	0	0	0	0	0
Oct 7	Buf	W	1/0	2	1	1	0.0	0.0	0	0	0	0	0
Oct 14	NYG	L	1/0	0	0	0	0.0	0.0	0	0	0	0	0
Oct 18	Sea	W	1/0	1	0	1	0.0	0.0	0	0	0	0	0
Oct 29	at Arz	W	1/0	0	0	0	0.0	0.0	0	0	0	0	0
Nov 11	StL	T	1/0	2	1	1	0.0	0.0	0	0	0	0	0
Nov 19	Chi	W	1/0	0	0	0	0.0	0.0	0	0	0	0	0
Nov 25	at NO	W	1/0	1	0	1	0.0	0.0	0	0	0	0	0
Dec 2	at StL	L	—	—	—	—	—	—	—	—	—	—	—
Dec 9	Mia	W	1/0	0	0	0	0.0	0.0	0	0	0	0	0
<b>PLACED ON INJURED RESERVE ON 12/11 (Knee)</b>													
<b>TOTALS</b>			<b>12/0</b>	<b>7</b>	<b>3</b>	<b>4</b>	<b>0.0</b>	<b>0.0</b>	<b>0</b>	<b>0</b>	<b>0</b>	<b>0</b>	<b>0</b>

2013													
Date	Opp	W/L	P/S	Tot	Sol	Ast	Sk	Yds	Int	Yds	PD	FF	FR Yds
Sep 8	GB	W	—	—	—	—	—	—	—	—	—	—	—
Sep 15	at Sea	L	1/0	4	1	3	0.0	0.0	0	0	0	0	0
Sep 22	Ind	L	1/0	3	1	2	0.0	0.0	0	0	0	0	0
Sep 26	at StL	W	1/0	2	0	2	0.0	0.0	0	0	0	0	0
Oct 6	Hou	W	1/0	2	1	1	0.0	0.0	0	0	0	0	0
Oct 13	Arz	W	1/0	2	1	1	0.0	0.0	0	0	0	0	0
Oct 20	at Ten	W	1/0	0	0	0	0.0	0.0	0	0	0	0	0
Oct 27	at Jax	W	1/0	3	2	1	0.0	0.0	0	0	0	0	0
Nov 10	Car	L	1/0	3	1	2	0.0	0.0	0	0	1	0	0
Nov 17	at NO	L	1/0	2	0	2	0.0	0.0	0	0	0	0	0
Nov 25	at Was	W	1/0	3	0	3	0.0	0.0	0	0	0	0	0
Dec 1	StL	W	1/0	4	2	2	0.0	0.0	0	0	0	0	0
Dec 8	Sea	W	1/0	3	1	2	0.0	0.0	0	0	0	0	0
Dec 15	at TB	W	1/0	2	1	1	0.0	0.0	0	0	0	0	0
Dec 23	Atl	W	1/0	1	0	1	0.0	0.0	0	0	0	0	0
Dec 29	at Arz	W	1/0	3	2	1	0.0	0.0	0	0	0	0	0
<b>TOTALS</b>			<b>15/0</b>	<b>37</b>	<b>13</b>	<b>24</b>	<b>0.0</b>	<b>0.0</b>	<b>0</b>	<b>0</b>	<b>1</b>	<b>0</b>	<b>0</b>

2013 Postseason													
Date	Opp	W/L	P/S	Tot	Sol	Ast	Sk	Yds	Int	Yds	PD	FF	FR Yds
Jan 5	at GB	W	1/0	0	0	0	0.0	0.0	0	0	0	0	0
Jan 12	at Car	W	1/0	2	0	2	0.0	0.0	0	0	0	0	0
Jan 19	at Sea	L	1/0	2	1	1	0.0	0.0	0	0	0	0	0
<b>TOTALS</b>			<b>3/0</b>	<b>4</b>	<b>1</b>	<b>3</b>	<b>0.0</b>	<b>0.0</b>	<b>0</b>	<b>0</b>	<b>0</b>	<b>0</b>	<b>0</b>



# GLENN DORSEY

DL

HT 6-1

WT 297

COLLEGE LOUISIANA STATE

BORN 8.1.85 // BATON ROUGE, LA // EAST ASCENSION HS, GONZALES, LA  
7TH YEAR // ACQUIRED FA IN '13

Glenn Dorsey is in his seventh NFL season and second with the 49ers after originally being selected by the Kansas City Chiefs in the first round (5th overall) of the 2008 NFL Draft. In his first season with San Francisco, Dorsey tallied 100 tackles for the first time in his career, and was selected by his coaches and teammates as the 49ers Defensive Blue Collar Player of the Year. Dorsey grew up in Gonzales, LA, and went on to play at Louisiana State University where he became the first player in LSU history to win the Lombardi, Outland, Nagurski and Lott awards while helping the Tigers win the 2007 BCS National Championship.

## // TRANSACTIONS

Originally selected in the 1st round (5th overall) by KC in the 2008 NFL Draft...Signed a six-year deal (voidable to five) with KC on 7/26/08...Declared a free agent on 3/12/13...Signed a two-year contract with SF on 3/13/13.

## // AWARDS & HONORS

**2013:** 49ers Blue Collar Player of the Year - Defense

## // GOLDMINE

- Growing up, Dorsey's grandmother, Pearl Nabor, introduced him to the San Francisco 49ers, foreshadowing his future with the team, "I used to watch the 49ers all the time when they had WR Jerry Rice and all of those great players. I used to watch them with my grandma. That was her favorite team. When I came here, it was like, 'Wow, I used to watch these guys all the time.' This was my favorite team and now I get to play for them. My grandmother passed away a few years ago, but she was the person that turned me on to the 49ers."
- In 2011, Dorsey teamed up with PETA, urging dog owners across the country to protect their pets during harsh weather conditions by bringing them indoors. "I love my dog. I don't have any kids, so he's like my best friend. PETA came to my house and did a photo shoot with myself, and my three-year-old English Bulldog, Buggy. It was cool. It was a good deal working with PETA. It was for a good cause and it was fun."
- Had the nickname 'Putt' as an infant because he would only get up and walk when a Putt-Putt commercial would come on TV.

## // 2013 (SAN FRANCISCO)

- Registered 100 tackles and 2.0 sacks, which were both single-season career-highs.
- Notched his first sack as a member of the 49ers, bringing down Seahawks QB Russell Wilson, and also registered a new single-game career-high with 12 tackles at Sea. (9/15).
- Recorded 8 tackles and 1.0 sack, his 2nd of the season, at StL (9/26). Part of a defense that held the Rams offense to only 18 yds. rushing on 19 carries, the 7th-best single-game defensive rushing performance in franchise history.
- Set a single-game career-high with 13 tackles vs. StL (12/1).

## // 2012 (KANSAS CITY)

- Started 4 games at right DE, recording 7 tackles, including 1 TFL.
- Posted 2 tackles and 1 TFL vs. Atl. (9/9).
- Compiled 3 tackles at Buf. (9/16).
- Recorded 1 tackle at NO (9/26).
- Was inactive with a calf injury for 4 straight games, vs. SD (9/30), vs. Bal. (10/7), at TB (10/14) and vs. Oak. (10/28).
- Registered 1 tackle at SD (11/1) before leaving the game with a leg injury. He subsequently was placed on the Injured Reserve List (11/12) with a calf injury.

## // 2011 (KANSAS CITY)

- Started 15 games at right DE and was inactive for 1 game at NE (11/21) with a knee injury. He tallied 60 tackles and 2.0 TFLs.
- Set a regular season career-high with 9 tackles at NYJ (12/11).

## // 2010 (KANSAS CITY)

- Started all 16 games at right DE and led the D-line with 60 tackles. Also recorded 2.0 sacks, 1.5 TFLs, 1 FR and 1 PD.
- Set a postseason career-high with 10 tackles in the AFC Wild Card game vs. Bal. (1/9/11).

## // 2009 (KANSAS CITY)

- Played in 15 games (14 starts), opening 13 contests at right DE and one at left DE. Tallied 45 tackles, 1.0 sack, 3 FRs and 1 PD.
- Was inactive with a knee injury vs. Cle. (12/20), ending a streak of 29 consecutive starts.
- Recovered a career-high 2 fumbles vs. Den. (12/6).

**// 2008 (KANSAS CITY)**

- Started all 16 games at right DT, registering 50 tackles, 1.0 sack, 1 FF and 1 PD.
- Took down QB Philip Rivers at SD (11/9) to record his first sack in the NFL.

**// COLLEGE**

Appeared in 51 games (30 starts) at LSU and collected 179 tackles, 13.0 sacks, 2 FFs, 27 TFLs and 4 PDs. Played in 14 games (13 starts) as a senior in 2007, and recorded 69 tackles, 7.0 sacks, 12.5 TFLs, 1 FF and 3 PDs. He was a consensus First-Team All-American selection, as well as a First-Team All-SEC honoree and the SEC Defensive Player of the Year, and the recipient of the Lombardi, Outland, Nagurski and Lott Awards. Helped lead LSU to a victory over Ohio State in the 2007 BCS National Championship. In 2006, started all 13 contests, totaling 64 tackles, 3.0 sacks and 8.5 TFLs to earn First-Team All-America and All-SEC accolades. Played in 13 games (1 start) in 2005 as a sophomore, and registered 28 tackles, 3.0 sacks and 4 TFLs. As a true freshman in 2004, he played in 11 games (3 starts), recording 18 tackles, 2.0 TFLs, 1 FF and 1 PD.

**// PERSONAL**

- Earned First-Team All-America honors at East Ascension (Gonzalez, LA) HS.
- Born Glenn Te'xton Jamon Dorsey (7/1/85) in Baton Rouge, LA.
- Majored in interdisciplinary studies.

**// INJURY REPORT**

- 2009:** Inactive vs. Cle. (12/20) with a knee injury.
- 2011:** Inactive at NE (11/21) with a knee injury.
- 2012:** Inactive for 4 games [vs. SD (9/30), vs. Bal. (10/7), at TB (11/14) and vs. Oak. (11/28)] with a calf injury. Was placed on Injured Reserve for the remainder of the season on 11/12 with a calf injury.

**DORSEY'S CAREER STATISTICS**

YEAR	TEAM	GP	GS	TACKLES					YDS	INT	INTERCEPTIONS				PD	FUMBLES		
				TOT	SOL	AST	SACKS	SACKS			YDS	LG	TD	FF		FR	YDS	
2008	KC	16	16	50	41	9	1.0	1.0	0	0	–	0	1	1	0	0		
2009	KC	15	14	45	35	10	1.0	1.0	0	0	–	0	1	0	3	0		
2010	KC	16	16	60	38	22	2.0	16.0	0	0	–	0	1	0	1	0		
2011	KC	15	15	60	41	19	0.0	0.0	0	0	–	0	0	0	0	0		
2012	KC	4	4	7	4	3	0.0	0.0	0	0	–	0	0	0	0	0		
2013	SF	16	13	100	57	43	2.0	11.0	0	0	–	0	0	0	0	0		
<b>TOTALS</b>		<b>82</b>	<b>78</b>	<b>322</b>	<b>216</b>	<b>106</b>	<b>6.0</b>	<b>29.0</b>	<b>0</b>	<b>0</b>	<b>–</b>	<b>0</b>	<b>3</b>	<b>1</b>	<b>4</b>	<b>0</b>		

**PLAYOFFS**

YEAR	TEAM	GP	GS	TACKLES					YDS	INT	INTERCEPTIONS				PD	FUMBLES		
				TOT	SOL	AST	SACKS	SACKS			YDS	LG	TD	FF		FR	YDS	
2010	KC	1	1	10	6	4	0.0	0.0	0	0	–	0	0	0	0	0		
2013	SF	3	2	21	12	9	0.0	0.0	0	0	–	0	0	0	0	0		
<b>TOTALS</b>		<b>4</b>	<b>3</b>	<b>31</b>	<b>18</b>	<b>13</b>	<b>0.0</b>	<b>0.0</b>	<b>0</b>	<b>0</b>	<b>–</b>	<b>0</b>	<b>0</b>	<b>0</b>	<b>0</b>	<b>0</b>		

**Milestones:**

**NFL Debut:** at NE (9/7/08); **First Start:** at NE (9/7/08); **First Sack:** at SD (11/9/08 – QB Philip Rivers); **First FF:** at Car. (10/5/08 – RB Jonathan Stewart); **First FR:** vs. NYG (10/4/09 – QB Eli Manning)

**DORSEY'S CAREER HIGHS**

**Total Tackles:** Regular Season – 13 vs. StL (12/1/13); Postseason – 10 (2 times) Last at Sea. (1/19/14)  
**Solo:** 8 vs. StL (12/1/13); Postseason – 6 (2 times) Last at Sea. (1/19/14)  
**Assists:** 5 (2 times) Last vs. StL (12/1/13); Postseason – 4 (3 times) Last at Sea. (1/19/14)

**Sacks:** 1.0 (5 times) Last at StL (9/26/13)  
**Passes Defensed:** Regular Season – 1 (3 times) Last at StL (12/19/10)  
**Forced Fumbles:** 1 at Car. (10/5/08)  
**Fumble Recoveries:** 2 vs. Den. (12/6/09)







# BLAINE GABBERT

**QB**
**HT 6-4**
**WT 235**
**COLLEGE MISSOURI**

BORN 10.15.89 // BALLWIN, MO // PARKWAY WEST HS, BALLWIN, MO  
4TH YEAR // ACQUIRED TR IN '14 - JAX

Originally drafted 10th overall by the Jacksonville Jaguars in the 2011 NFL Draft, the 49ers traded for quarterback Blaine Gabbert in March of 2014. The former top-10 draft selection attended the University of Missouri where he was lauded for his intelligence, accuracy, arm strength and athleticism. A two-year starter for Missouri, Gabbert led the Tigers to an 18-8 record, earning First-Team All-Big 12 and Second-Team Academic All-Big 12 honors as a senior.

## // TRANSACTIONS

Originally a 1st-round (10th overall) draft choice by Jax in 2011... Traded to SF on 3/11/14.

## // GOLDMINE

- Despite entering his first season with San Francisco, Gabbert is very familiar with the organization. He spent time with 49ers QB Colin Kaepernick during the pre-draft process and even visited Santa Clara prior to draft day. He was also college teammates with the 49ers eventual first selection, LB Aldon Smith.
- Gabbert looks up to San Francisco's head coach Jim Harbaugh and believes that he can become a better quarterback under his tutelage. "He's had success with Alex Smith and now Colin [Kaepernick]. He's had a great track record with quarterbacks," Gabbert said. "He's another asset I can use to get better and in return help this team in any way possible."

## // 2013 (JACKSONVILLE)

- Started three games, completing 42 of 86 pass atts. for 481 yds. with 1 TD.

## // 2012 (JACKSONVILLE)

- Started the first 10 games of the season, completing 162 of 278 pass atts. for 1,662 yds. with 9 TDs and 7 INTs.
- Placed on Injured Reserve (forearm) on 11/21.

## // 2011 (JACKSONVILLE)

- Started each of the final 14 games of the season.
- Made NFL debut in Week 2 at NYJ (9/18).
- Made first NFL start in Week 3 at Car. (9/25).

## // COLLEGE

Started 26 of 31 games in three seasons at the University of Missouri. Completed 568 of 933 pass atts. (60.8 pct.) for 6,822 yds. with 40 TDs and 18 INTs. Finished his collegiate career with the 2nd highest passer efficiency rating (132.59) and third most passing yds. (6,822) in school history. Started all 13 games as a junior in 2010, completing 301 of 475 pass atts. (63.4 pct.) for 3,186 yds., 16 TDs and 9 INTs. He added 232 rushing yds. on 112 carries. Led team to a 10-3 record and a share of the Big 12 Conference North Division title. It marked just the third 10-win regular season in school history. Was named Second-Team Academic All-Big 12. Set a single-game school record by completing 83.9 pct. (26 of 31) of his passes against McNeese State. In 2009, started all 13 games and led team to an 8-5 record. Was named Second-Team All-Big 12 and First-Team Academic All-Big 12 after completing 262 of 445 pass atts. for 3,593 yds., 24 TDs and 9 INTs. He also added 204 rushing yds. and 3 TDs. Finished second in the Big 12 with a passer efficiency rating of 140.4. Saw action in five games as a true freshman in 2008.

## // PERSONAL

- Attended Parkway West High School in Ballwin, MO, where he ranked the consensus number one player in the state of Missouri. Also lettered in baseball and earned All-Conference honors.
- Earned MVP honors at EA Sports Elite 11 QB camp prior to his senior year of high school. Also played in U.S. Army All-America Bowl.
- His brother, Tyler, was also a college quarterback, with stints at Missouri, Louisville and Central Florida.
- Born Blaine Williamson Gabbert (10/15/89) in Ballwin, MO.

## // INJURY REPORT

- 2012:** Placed on the Injured Reserve List with a forearm injury on 11/21 and missed the remainder of the season.
- 2013:** Inactive at Oak. (9/15) and at Sea. (9/22) with a hand injury and was inactive at Den. (10/13) and vs. SD (10/20) with a hamstring injury.

GABBERT'S CAREER STATISTICS

YEAR	TEAM	GP	GS	PASSING									RUSHING					
				ATT	CMP	PCT	YDS	TD	INT	LG	SK	LST	RTG	ATT	YDS	AVG	LG	TD
2011	JAX	15	14	413	210	50.8	2,214	12	11	74t	40	293	65.4	48	98	2.0	12	0
2012	JAX	10	10	278	162	62.4	1,662	9	6	80t	22	158	77.4	18	56	3.1	10	0
2013	JAX	3	3	86	42	48.8	481	1	7	67t	12	67	36.0	9	32	3.6	7	0
<b>TOTALS</b>		<b>28</b>	<b>27</b>	<b>777</b>	<b>414</b>	<b>53.3</b>	<b>4,357</b>	<b>22</b>	<b>24</b>	<b>80t</b>	<b>74</b>	<b>518</b>	<b>66.4</b>	<b>75</b>	<b>186</b>	<b>2.5</b>	<b>12</b>	<b>0</b>

Additional Statistics:

Fumbles-Lost: Regular Season 21-8; 2011 (14-5); 2012 (5-3); 2013 (2-0)

Milestones:

NFL Debut: at NYJ (9/18/11); First Career Start: at Car. (9/25/11); First Passing TD: at Car. (9/25/11 - 36-yd. pass to WR Mike Thomas);

300-yd. Passing Game: at GB (10/28/12 - 303 yds.)

GABBERT'S CAREER HIGHS

Passes Attempted: 49 at GB (10/28/12)

Completions: 27 (2 times) Last vs. Det. (11/4/12)

Completion Percentage: 78.3 (18 of 23) vs. Mia. (12/9/12)

Passing Yards: 303 at GB (10/28/12)

Long Pass: 80t at Ind. (9/23/12)

QB Rating: 123.6 at Oak. (10/21/12)

Passing Touchdowns: 2 (4 times) Last vs. Det. (11/04/12)

Rushes: 6 (2 times) Last vs. SD (12/5/11)

Rushing Yards: 19 (2 times) Last vs. Cin. (9/30/12)

Long Rush: 12 vs. NO (10/2/11)

GABBERT'S GAME-BY-GAME

Only games Gabbert has appeared in on offense are listed

2011 (Jacksonville)

Date	Opp	W/L	P/S	Att	Cmp	Pct	Yds	TD	Int	Lg	Sk/Yds	Rtg	Rsh	Yds	TD	Total Net Yds.	Pct. Offense
Sep 18	at NYJ	L	1/0	6	5	83.3	52	0	0	14	1/10	102.8	1	1	0	43	21.2
Sep 25	at Car	L	1/1	21	12	57.1	139	1	1	36t	2/10	73.3	4	2	0	131	51.0
Oct 2	NO	L	1/1	42	16	38.1	196	1	1	47	3/26	51.3	2	14	0	184	67.2
Oct 9	Cin	L	1/1	28	15	53.6	221	1	0	74t	3/21	91.5	5	11	0	211	71.3
Oct 16	at Pit	L	1/1	26	12	46.2	109	1	0	21	5/33	70.8	3	16	0	92	44.0
Oct 24	Bal	W	1/1	20	9	45.0	93	0	0	24	4/20	59.0	5	-1	0	72	35.1
Oct 30	at Hou	L	1/1	30	10	33.3	97	1	2	21	1/7	26.7	4	14	0	104	59.8
Nov 13	at Ind	W	1/1	21	14	66.7	118	1	1	19	2/8	77.1	6	8	0	118	47.0
Nov 20	at Cle	L	1/1	41	22	53.7	210	0	0	28	1/15	68.1	2	10	0	205	67.7
Nov 27	Hou	L	1/1	29	13	44.8	136	0	1	31	6/35	44.6	1	1	0	102	40.0
Dec 5	SD	L	1/1	33	19	57.6	195	2	1	48	2/18	82.3	6	19	0	196	64.1
Dec 11	TB	W	1/1	33	19	57.6	217	2	2	62	1/8	72.4	4	-3	0	206	63.4
Dec 15	at Atl	L	1/1	22	12	54.5	141	1	1	22	5/50	70.5	1	5	0	96	46.4
Dec 24	at Ten	L	1/1	42	21	50.0	198	0	1	22	1/11	53.5	1	4	0	191	63.7
Jan 1	Ind	W	1/1	19	11	57.9	92	1	0	23t	3/21	88.0	3	-3	0	68	26.1
<b>TOTALS</b>			<b>15/14</b>	<b>413</b>	<b>210</b>	<b>50.8</b>	<b>2,214</b>	<b>12</b>	<b>11</b>	<b>74t</b>	<b>40/293</b>	<b>65.4</b>	<b>48</b>	<b>98</b>	<b>0</b>	<b>2,019</b>	<b>48.7</b>

2012 (Jacksonville)

Date	Opp	W/L	P/S	Att	Cmp	Pct	Yds	TD	Int	Lg	Sk/Yds	Rtg	Rsh	Yds	TD	Total Net Yds.	Pct. Offense
Sep 9	at Min	L	1/1	39	23	59.0	260	2	0	39t	2/18	96.1	5	6	0	248	69.9
Sep 16	Hou	L	1/1	19	7	36.8	53	1	0	32	3/24	62.8	1	5	0	34	29.1
Sep 23	at Ind	W	1/1	21	10	47.6	155	1	0	80t	1/7	88.4	2	11	0	159	47.7
Sep 30	Cin	L	1/1	34	23	67.6	186	1	1	23	6/43	78.8	3	19	0	162	76.4
Oct 7	Chi	L	1/1	33	17	51.5	142	0	2	34	3/13	37.7	2	1	0	130	68.8
Oct 21	at Oak	L	1/1	12	8	66.7	110	1	0	42t	0/0	123.6	0	0	0	110	52.6
Oct 28	at GB	L	1/1	49	27	55.1	303	1	0	36	2/24	80.6	1	0	0	279	81.8
Nov 4	Det	L	1/1	38	27	71.0	220	2	2	25	1/5	81.0	3	4	0	219	78.5
Nov 8	Ind	L	1/1	31	18	58.0	209	0	1	52	3/24	65.1	1	10	0	195	57.9
Nov 18	at Hou	L	1/1	2	2	100.0	24	0	0	15	1/0	116.7	0	0	0	24	5.2
PLACED ON INJURED RESERVE ON 11/21 (Forearm)																	
<b>TOTALS</b>			<b>10/10</b>	<b>278</b>	<b>162</b>	<b>58.3</b>	<b>1,662</b>	<b>9</b>	<b>6</b>	<b>80t</b>	<b>22/158</b>	<b>77.4</b>	<b>18</b>	<b>56</b>	<b>0</b>	<b>1,560</b>	<b>32.6</b>

2013 (Jacksonville)

Date	Opp	W/L	P/S	Att	Cmp	Pct	Yds	TD	Int	Lg	Sk/Yds	Rtg	Rsh	Yds	TD	Total Net Yds.	Pct. Offense
Sep 8	KC	L	1/1	35	16	45.7	121	0	2	18	6/50	30.8	4	16	0	87	48.9
Sep 29	Ind	L	1/1	32	17	53.1	179	0	3	31	4/14	30.6	2	10	0	175	85.4
Oct 6	at StL	L	1/1	19	9	47.4	181	1	2	67t	2/3	59.2	3	6	0	184	50.7
<b>TOTALS</b>			<b>3/3</b>	<b>86</b>	<b>42</b>	<b>48.8</b>	<b>481</b>	<b>1</b>	<b>7</b>	<b>67t</b>	<b>12/67</b>	<b>36.0</b>	<b>9</b>	<b>32</b>	<b>0</b>	<b>446</b>	<b>9.5</b>



# FRANK GORE

**RB**

**HT 5-9 WT 217 COLLEGE MIAMI**

BORN 5.14.83 // CORAL GABLES, FL // CORAL GABLES HS, CORAL GABLES, FL  
10TH YEAR // ACQUIRED D-3A IN '05

Frank Gore embodies what it means to do things the Forty Niner Way. As the heart and soul of the 49ers offense for the past nine seasons, the five-time Pro Bowl running back has established himself as one of the premier running backs in the NFL. The franchise's all-time leading rusher (9,967 yards), Gore tallied his team-record seventh 1,000-yard season in 2013, rushing for 1,128 yards, becoming the 20th player in NFL history to record at least seven 1,000-yard rushing seasons during a career. He also holds the team records for career rushing attempts (2,187), rushing touchdowns (60) and 100-yard rushing games (35). Gore and teammate LB Patrick Willis are the only two-time recipients of the Bill Walsh Award, which is voted on by the coaches, and given to the 49ers team MVP.



## // TRANSACTIONS

Originally the first of two 3rd-round (65th pick overall) draft choices by SF in 2005...Signed a four-year contract extension through the 2011 season on 3/28/07...Signed a three-year contract extension through the 2014 season on 8/31/11.

## // AWARDS & HONORS

- 2006:** NFC Pro Bowl, Ed Block Courage Award, Bill Walsh Award, NFC Offensive Player of the Week (Weeks 5 & 11)
- 2007:** Garry Niver Award, NFC Offensive Player of the Week (Week 12)
- 2009:** NFC Pro Bowl, NFC Offensive Player of the Week (Weeks 2 & 14), FedEx Ground NFL Player of the Week (Week 2)
- 2010:** Bill Walsh Award
- 2011:** NFC Pro Bowl, FedEx Ground NFL Player of the Week (Week 6)
- 2012:** NFC Pro Bowl, 49ers Blue Collar Player of the Year - Offense, Gary Niver Award
- 2013:** NFC Pro Bowl, 49ers Blue Collar Player of the Year - Offense, USA Football All-Fundamentals Team

## // GOLDMINE

- In 2006 and 2010, Gore was named the recipient of the 49ers Bill Walsh Award. The Bill Walsh Award is voted on by the coaches and awarded to the 49ers team MVP. He is one of two players in franchise history to win the award twice (LB Patrick Willis).

## // GOLDMINE (CONTINUED)

- Gore was named 15th winner of the annual Garry Niver Award by reporters covering the team who represent the SF Chapter of the Pro Football Writer's Association in December of 2007. The award is given in honor of the late Garry Niver, the San Mateo Times reporter, and goes to the player who shows "cooperation and professional style" in dealing with Pro Football writers on the job.
- During the 2010 offseason, Gore tried his hand at coaching for the first time as the defensive coordinator of the Little 49ers in a Miami youth league. Although his players were only 4 years old, Gore was still teaching them what's important. "The most important part is that the kids enjoy it. You can see how excited they get when they do something right."
- Gore's determination to run over defenders comes from his tough upbringing in Miami, FL. Some considered his football career over when he suffered two serious knee injuries at the University of Miami; however, he relied on his mother Liz's strength to help him through. "She had been on dialysis (awaiting a kidney transplant) since I was in the 11th grade and raised three kids as a single woman," Gore said. Unfortunately, Liz lost her battle with kidney disease before the 49ers second game of the 2007 season against the St. Louis Rams. Playing with a heavy heart, Frank responded by rushing for 81 yds. and 2 TDs, including a 43-yd. score on a 4th-and-1 carry, helping the 49ers to a 17-16 victory.

## // CAREER HIGHLIGHTS

- Ranks first in 49ers history in rushing yds. (9,967), atts. (2,187) and TDs (60).
- Ranks 2nd in franchise history in yds. from scrimmage (12,739), trailing only WR Jerry Rice (19,872).
- Logged seven, 1,000-yd. rushing seasons (2006-09, 11-13), the most 1,000-yd. seasons in 49ers history. Gore's seven, 1,000-yd. rushing seasons rank 2nd among all active players (StL RB Steven Jackson - 8).
- In 2009, Gore and TE Vernon Davis (13 rec. TDs) became just the 2nd set of 49er teammates to each have at least 13 TDs in a season. In 1995, WR Jerry Rice had 17 and RB Derek Loville had 13.
- Since his rookie season in 2005, the 49ers are 36-7-1 when Gore has 20+ carries and 28-7 when he breaks the 100-yd. plateau.

ALL-TIME 49ERS RUSHING LEADERS YARDS		
Player		Yds.
1. Frank Gore (2005-13)		9,967
2. Joe Perry (1950-60, 63)		7,344
3. Roger Craig (1983-90)		7,064
4. Ken Willard (1965-73)		5,930
5. Garrison Hearst (1997-03)		5,535

ATTEMPTS		
Player		Atts.
1. Frank Gore (2005-13)		2,187
2. Roger Craig (1983-90)		1,686
3. Ken Willard (1965-73)		1,582
4. Joe Perry (1950-60, 63)		1,475
5. Garrison Hearst (1997-03)		1,189

TOUCHDOWNS		
Player		TDs
1. Frank Gore (2005-13)		60
2t. Roger Craig (1983-90)		50
Joe Perry (1950-60, 63)		50
4. Ken Willard (1965-73)		45
5t. Steve Young (1987-99)		37
J.D. Smith (1956-64)		37

// CAREER HIGHLIGHTS (CONTINUED)

- With 23 touches (21 carries, 2 receipts.) at NE (12/16/12), Gore reached 2,197 total touches and surpassed RB Roger Craig for the most in 49ers history. He currently has 2,518 career touches.
- Gore has scored 71 total TDs (60 rush., 10 rec., 1 fumble return), 3rd most in 49ers history.
- His 9,967 rushing yds. since his rookie season in 2005 rank as the 3rd most in the NFL during that time span, among active players.

**MOST TOTAL TDs IN 49ERS HISTORY**

Player	TDs
1. Jerry Rice (1985-2000)	187
2. Terrell Owens (1996-2003)	83
<b>3. Frank Gore (2005-13)</b>	<b>71</b>
4. Roger Craig (1983-90)	66
5. Ken Willard (1965-73)	61

**NFL RUSHING YARDS LEADERS SINCE 2005**

Player	Attempts	Yds.	Avg.
1. Adrian Peterson, Min.	2,033	10,115	5.0
2. Steven Jackson, StL/Atl.	2,419	10,008	4.1
<b>3. Frank Gore, SF</b>	<b>2,187</b>	<b>9,967</b>	<b>4.6</b>
4. Maurice Jones-Drew, Jax/Oak.	1,804	8,071	4.5
5. Chris Johnson, Ten./NYJ	1,742	7,965	4.6

- Earned Pro-Bowl honors in 2006 after setting single-season franchise records with 312 carries, 1,695 rushing yds., 2,180 total yds. from scrimmage and 9, 100-yd. rushing games.
- Gore has the most 100-yd. rushing games in franchise history (35). His six, 150-yd. performances are also the most in 49ers history.
- Set the franchise mark for the most consecutive 100-yd. rushing games (5) in his career.
- Gore ranks 2nd in 49ers history in receipts. (331) and rec. yds. (2,772) by a RB.
- In 2006 and 2010, Gore was named the recipient of the 49ers Bill Walsh Award.
- Set a 49ers single-game rushing record with 212 yds. vs. Sea. (11/19/06).
- Has started 44 consecutive games at RB, which is the most among all active RBs in the NFL.

**MOST 100-YD. GAMES IN 49ERS HISTORY**

Player	Games
<b>1. Frank Gore (2005-13)</b>	<b>35</b>
2. Joe Perry (1950-60, 63)	20
3. Garrison Hearst (1997-03)	16

// 2013

- With 21 carries for 44 yds. and 1 TD, and 2 receipts. for 21 yds. vs. GB (9/8), Gore passed RB Roger Craig (11,506 yds.) and moved into 2nd place in franchise history with 11,535 total yds. from scrimmage. He trails only WR Jerry Rice (19,872).
- With 21 rec. yds. vs. Ind. (9/22), Gore finished the game with 2,687 career rec. yds., moving into 2nd place in franchise history for the most rec. yds. by a running back. RB Roger Craig holds the franchise record with 4,442 career rec. yds.
- With QB Colin Kaepernick and Gore each registering 2 rushing TDs at Jax (10/27), it marked the first time the 49ers had a QB and RB each run for 2 TDs in the same game since 10/1/61 (QB Billy Kilmer - 2 TDs and HB-FB J.D. Smith - 2 TDs). The last time it happened in the NFL was on 11/9/03 (SD QB Doug Flutie - 2 TDs and RB LaDainian Tomlinson - 2 TDs). The 4 rushing TDs against the Jaguars tied for the most by any team in the NFL during the 2013 season.

- With a start at NO (11/17), Gore moved past RB Ken Willard for the 2nd most games played by a RB in franchise history with 125 games.
- Rushed for a game-high 110 yds. on 17 carries (6.5 avg.) vs. Sea. (12/8), including a season-long 51-yd. run late in the 4th qtr. to set up the game-winning FG by K Phil Dawson. The 51-yd. run by Gore was his longest since 10/16/11 at Det. (55 yds.). It was Gore's 3rd 100-yd. game of the season and 35th of his career. His 35 career 100-yd. games are the 2nd-most among all players since 2005. The 49ers improved to 28-7 when Gore rushes for 100-yds.-or-more.
- With 86 yds. rushing on 22 carries at TB (12/15), Gore eclipsed 1,000 rushing yds. for the season (1,017 yds.), marking the 7th time in 9 seasons that he has rushed for 1,000 yds. Gore has the 2nd most 1,000-yd. rushing seasons among all active players (Steven Jackson, Atl. - 8), and he became just the 20th player in NFL history to register at least 7 career 1,000-yd. rushing seasons.
- Notched 21 carries for 97 yds. and 1 TD vs. Atl. (12/23), becoming just the 6th active player to reach 60 career rushing TDs.
- Gore had 20 carries for 66 yds. and 1 TD at GB (1/5/14 - NFC-W), marking his 5th career postseason rushing TD, which is t-4th for the most postseason rushing TDs in franchise history.
- Tallied 17 carries for 84 yds. at Car. (1/12/14 - NFC-D), including a 39-yd. run in the 4th qtr. Gore has rushed for 632 yds. in the post-season, ranking 2nd in franchise history for the most rushing yds. in the postseason.

// 2012

- Led the NFL in rushing yds. (319) and rushing TDs (4) in the 2012 postseason.
- His 4.7 rushing avg. was the 6th highest in the NFL (min. 200 attempts). Ranked 10th in the NFL and 5th in the NFC with 1,214 rushing yds. on the season.
- Rushed for 131 yds. on 16 carries (8.2 avg.) vs. Sea (10/18).
- Scored his 50th career rushing TD and 60th total TD on a 1-yd. run in the 3rd qtr. vs. Mia. (12/9).
- Registered his first career fumble return for a TD, scooping up a fumble by QB Colin Kaepernick and taking it 9 yds. for a TD at NE (12/16).
- Notched his first career 100-yd. game in the postseason, rushing for 119 yds. and 1 TD on 23 carries vs. GB (1/12/13 - NFC-D).
- Led the 49ers with 21 carries for 90 yds. and 2 TDs at Atl. (1/20/13 - NFC-C). This marked Gore's first career multi-touchdown performance in the postseason.
- Rushed for 110 yds. and 1 TD on 19 carries vs. Bal. (2/3/13 - SB XLVII), setting the franchise record for rushing yds. in a Super Bowl. Scored on a 6-yd. TD run, marking his 4th rushing TD of the postseason.

**2012 NFL POSTSEASON RUSHING LEADERS**

Player	Yds.	TDs	Avg.
<b>1. Frank Gore, SF</b>	<b>319</b>	<b>4</b>	<b>5.1</b>
2. Ray Rice, Bal.	306	2	3.6
<b>3. Colin Kaepernick, SF</b>	<b>264</b>	<b>3</b>	<b>10.6</b>
4. Arian Foster, Hou.	230	2	4.3
5. Bernard Pierce, Bal.	202	0	5.2

// 2011

- Earned Pro-Bowl honors after setting career records for most rushing yds. in franchise history (7,625). Recorded the 2nd most rushing attempts (1,653) and a new team record for hitting the century mark in 5 consecutive games (127 yds. at Phi., 125 vs. TB, 141 at Det., 134 vs. Cle. and 107 yds. at Was.).
- Rushed for 127 yds. and a TD at Phi. (10/2), marking his 25th career 100-yd. game. His score with 3:00 remaining in the game gave the 49ers a 24-23 lead in the come-from-behind victory.
- Ran for 125 yds. and 1 TD vs. TB (10/9), moving him into 4th place in franchise history with 38 career rushing TDs.
- Scored his 4th rushing TD of the season at Det. (10/16) and ran for 141 rushing yds. on 15 carries.
- Moved into 2nd place in franchise history for rushing yds. with 134 yds. and a TD vs. Cle. (10/30/11), passing RB Roger Craig (7,064). With 134 rushing yds. on the day, Gore hit the century mark in 4 consecutive games for the first time in his career. Gore's TD marked the first time in his career that he scored a rushing TD in 4 straight games.
- Recorded 107 rushing yds. on 19 carries at Was. (11/6), setting a franchise record with five consecutive 100-yd. rushing games.

**MOST CONSECUTIVE 100-YD RUSHING GAMES  
IN FRANCHISE HISTORY**

Player	Dates	Games
<b>1. Frank Gore</b>	<b>at Phi. (10/2/11) - at Was. (11/6/11)</b>	<b>5</b>
2. Garrison Hearst	vs. NYG (11/30/98) - at NE (12/20/98)	4
<b>3t. Frank Gore</b>	<b>vs. Oak. (10/17/10) - vs. Den. (10/31/10)</b>	<b>3</b>
<b>Frank Gore</b>	<b>at Det. (11/12/06) - at StL (11/26/06)</b>	<b>3</b>
J.D. Smith	at Bal. (10/7/62) - at GB (10/21/62)	3
Billy Kilmer	at Det. (10/1/61) - at Min. (10/15/61)	3

- Broke the record for most rushing yds. in franchise history vs. StL (12/4), passing 49ers and Pro Football Hall-of-Famer FB Joe Perry (7,344). Gore broke the record on a 2-yd. run in the 2nd qtr. and finished the day with 73 yds. on 21 carries.
- Notched his fifth 1,000-yd. rushing season of his career at Arz. (12/11), recording 72 yds. and 1 TD on 10 carries. Gore registered his 6th rushing TD of the season and 41st of his career on a 37-yd. run, the team's longest rushing TD of the season.

// 2010

- With 112 yds. rushing vs. NO (9/20), set the franchise record for most career 100-yd. games (21), passing RB Joe Perry (20). He finished the day vs. NO with a team-high 7 receipts. for 56 yds. and 168 total yds. from scrimmage. It marked the 2nd time in his career that he recorded a rushing and rec. TD in the same game (vs. Arz. - 9/13/09).
- Registered 9 receipts. for a career-high 102 yds., marking the first 100-yd. receiving game of his career. The last 49ers running back to eclipse the 100-rec. yd. plateau was RB Garrison Hearst at Chi. (10/28/01 - 4 rec. for 105 yds. 1 TD).
- Had 6 receipts. for 60 yds. at Atl. (10/3), marking the 4th game in the 2010 season he registered at least 6 receipts. and the 3rd consecutive game with at least 50 yds. rec. It marked the first time in his career that he had recorded at least 6 receipts. in 4 consecutive games.
- Eclipsed the 100-yd. plateau for the 2nd time in the season, rushing for 149 yds. on 25 carries vs. Oak. (10/17). Moved into 3rd on the 49ers all-time rushing list with 6,032 rushing yds. passing RB Ken Willard (5,930).

// 2010 (CONTINUED)

- Eclipsed the 100-yd. plateau for the 4th time in the season vs. Den. (10/31), rushing for 118 yds. and 1 TD on 29 carries. It marked his 3rd consecutive 100-yd. performance. The last time he accomplished this feat was 11/12/06 (159 yds. at Det.), 11/19/06 (212 yds. vs. Sea.) and 11/26/06 (134 yds. at StL).
- Scored on a 1-yd. TD run, set up by a 65-yd. pass from QB Troy Smith to WR Josh Morgan vs. StL (11/14).
- Moved past RB Joe Perry (8,624) into 4th place on the 49ers all-time yds. from scrimmage list after rushing for 60 yds. vs. TB (11/21) to bring his total to 8,645.

// 2009

- Logged his 4th consecutive 1,000-yd. rushing season (2006-09), becoming the only player in 49ers history to record four, 1,000-yd. seasons.
- Set career highs with 13 combined TDs (10 rush, 3 rec.). His 10 rus. TDs tied a single-season team record with RB Derek Loville (1995), RB Ricky Watters (1993), RB Billy Kilmer (1961), RB J.D. Smith (1959) and RB Joe Perry (1953).
- Ranked t-2nd in the NFC and t-8th in the NFL in scoring (78).
- Finished the season ranked 5th in the NFC and t-11th in the NFL, with 1,120 rushing yds. and 10 rushing TDs.
- Registered a rushing TD and a rec. TD in the same game for the first time in his career at Arz. (9/13).
- Scored 2 rushing TDs (79, 80 yds.), breaking his career long twice in the same game against Sea. (9/20). Joined RB Barry Sanders (at TB - 80, 82 - on 10/12/97) as the only players in NFL history to register 2 TD runs of 75+ yds. in the same game. Set a new career high with 246 yds. from scrimmage (207 rushing yds., 39 rec. yds.). Became the first player in franchise history to have 2 runs of 79 yds.-or-more in the same game. Named NFC offensive POW and FedEx Ground POW for his performance.
- Registered a 64-yd. TD run vs. Ind. (11/1). It marked his 3rd rushing TD of the season over 60 yds., a feat that hadn't been accomplished by a 49er since RB Garrison Hearst (96t, 71t and 70t) in 1998. Along with Jaguars RB Maurice Jones-Drew, became the first players to record 3 rushing TDs over 60 yds. in one season since 2003 (RB Ahman Green - 98t, 65t and 60t; RB Jamal Lewis - 82t, 72t and 63t).
- Extended his career-long streak of consecutive games with a TD to five with a 4-yd. TD recept. vs. Jax (11/29), becoming the first 49er to score a TD in five consecutive games since WR Terrell Owens (11/4/01 through 12/2/01).
- Named NFC Offensive POW for his performance vs. Arz. (12/14) on MNF. Rushed for 167 yds. and 1 TD. His 167 rushing yds. were the 2nd highest rushing total on MNF in franchise history (RB Garrison Hearst, 198 yds. rushing vs. Det. 12/14/98). With 104 yds. rushing in the first half, it marked the 2nd time in 2009 that he eclipsed the 100-yd. plateau before halftime (vs. Sea. 9/20/09).
- Rushed for 107 yds. on 16 carries at Phi. (12/20), becoming the first running back in 20 regular season games to rush for over 100 yds. against the Eagles.

**// 2008**

- Led team in rushing with 1,036 yds. and 6 TDs, becoming the first player in 49ers history to record three consecutive 1,000-yd. seasons.
- Totaled 151 yds. of offense in season-opener vs. Arz. (9/7), rushing for 96 yds. on 14 carries, including a 41-yd. TD run, and catching 4 passes for 55 yds.
- Rushed for 130 yds. on 27 carries and a TD vs. Det. (9/21).
- Scored two, first half TDs vs. StL (11/16), marking his 15th career 100-yd. rushing game.
- Recorded 52 rushing yds. and a TD vs. NYJ (12/7) before leaving the game with an ankle injury in the 3rd qtr.

**// 2007**

- Posted a team-high 53 receipts. for 436 yds. and a TD, despite playing the majority of season with nagging ankle injury in addition to being slowed with a broken hand suffered in training camp. Finished 6th in NFL in combined yds. with 1,533 yds. (1,102 rushing, 436 rec.).
- Named the 15th winner of the annual Garry Niver Award by reporters covering the team who represent the SF Chapter of the Pro Football Writer's Association in December of 2007.
- Gained 81 yds. on 20 carries with 2 TDs at StL (9/16), with one of his scores coming on a 43-yd. run on 4th-and-1 in the 3rd qtr.
- Inactive at Atl. (11/4) due to the ankle injury originally suffered at NYG (10/21), which was further aggravated vs. NO (10/28).
- Named NFC Offensive POW after having one of his best outings of the season at Arz. (11/25), rushing for 116 yds. and 2 TDs on 21 carries and recording career-highs with 11 receipts. and 98 receiving yds. The 11 receipts. by a RB marked the 2nd most in team history, behind the 12 receipts. RB Roger Craig totaled twice.
- Ran for a season-high 138 yds. on 29 carries vs. Cin. (12/15).

**// 2006**

- Named to NFC Pro Bowl after setting franchise records with 312 carries and 1,695 yds. to go along with 8 TDs, while also recording a team-high 61 receipts. for 485 yds. with a score.
- His 2,180 yds. from scrimmage set a franchise record, and ranked 4th in the NFL and 2nd in the NFC.
- Finished 3rd in the NFL and led the NFC in rushing yds. with 1,695, while ranking 3rd in the NFL with a 5.4-yd. rushing avg. Also led the NFL with 16 rushes of 20 yds. or more.
- Recorded nine 100-yd. games in 2006, which shattered the previous franchise record of six by RB Garrison Hearst (1998) and RB Roger Craig (1988).
- Earned 49ers 2006 Ed Block Courage Award for his tireless work ethic and determination while rehabilitating two surgically repaired shoulders during the 2006 offseason. Also named co-recipient of the 2006 Bill Walsh Award (with CB Walt Harris).
- Named NFC Offensive POW vs. Oak. (10/8) after rushing 27 times for 134 yds. and hauling in 3 receipts. for 38 yds.
- Posted 22 carries for 159 yds. (7.2 avg.) at Det. (11/12). Took a 3rd-and-16 draw play for 61 yds. and a TD, breaking several tackles en route to the end zone. Had 148 yds. at halftime, a career high and franchise record for rushing yds. in a half.
- Named NFC Offensive POW after having a record day vs. Sea. (11/19), carrying the ball 24 times for a franchise record and career-high 212 yds. Also caught 4 passes for 26 yds. and established a career high with 238 combined yds.

**// 2006 (CONTINUED)**

- Registered 29 carries for 144 yds. and 4 receipts. for 34 yds. and his first career receiving TD on Thursday Night Football at Sea. (12/14).
- Capped outstanding season at Den. (12/31) with a then career-high 31 carries for 153 yds., marking a franchise record of nine, 100-yd. rushing games in a season.

**// 2005**

- Led team in rushing with 608 yds. on 127 carries with 3 rushing TDs, adding 15 receipts. for 131 yds. The last time a rookie led the 49ers in rushing was 1990 when RB Dexter Carter recorded 460 yds. The 608 yds. were the most for a 49ers rookie since RB Roger Craig had 725 yds. rushing in 1983.
- Rushed for 17 yds. on 4 carries and caught 2 passes for 21 yds. in his first career game vs. StL (9/11).
- Recorded a 72-yd. TD in the 4th qtr. at Was. (10/23) to mark his first career rushing TD.
- Made his first NFL start and had over 100 combined yds., recording 79 yds. rushing on 19 atts. and 57 rec. yds. on 3 receipts. at Jax (12/18).
- Registered his first career 100-yd. game vs. Hou. (1/1) with 108 yds. on 25 carries.

**// COLLEGE**

Rushed for 1,975 yds. at the University of Miami (FL), finishing his college career ranked 7th on the school's career rushing record list. Also caught 23 passes for 225 yds. (9.8 avg.), returned 2 kick-offs for 48 yds. and recorded 5 tackles on special teams. Finished final season with career-highs for rushing yds. (945), carries (197) and TDs (8) as he ranked 4th in the ACC in rushing yds.

**// PERSONAL**

- Attended Coral Gables (FL) HS, where he was one of the nation's most heavily-recruited RBs after setting a Dade County record for rushing yds. in a season with 2,953 yds. and 34 TDs, as a senior in 2000.
- Rushed for 1,559 yds. and 28 TDs as a junior in 1999 in addition to posting 301 receiving yds. and 4 more scores through the air.
- Listed as the best RB on the *Florida Times-Union* Super 75 list and earned *Super Prep* All-American honors.
- Born Frank Gore (5/14/83) in Coral Gables, FL.
- Majored in business management and organization.

**// INJURY REPORT**

- 2005:** Inactive for 2 games [vs. Sea. (11/20) and at Ten. (11/27)] with a groin injury.
- 2007:** Inactive at Atl. (11/4) with an ankle injury.
- 2008:** Sidelined with an ankle injury at Mia. (12/14) and at StL (12/21).
- 2009:** Suffered an ankle injury on the first series at Min. (9/27) and missed the following 2 games [vs. StL (10/4) and vs. Atl. (10/11)].
- 2010:** Placed on Injured Reserve after suffering a broken hip at Arz. (11/29).

**GORE'S CAREER STATISTICS**

YEAR	TEAM	GP	GS	RUSHING					RECEIVING				
				ATT	YDS	AVG	LG	TD	NO	YDS	AVG	LG	TD
2005	SF	14	1	127	608	4.8	72t	3	15	131	8.7	47	0
2006	SF	16	16	312	1,695	5.4	72	8	61	485	8.0	39	1
2007	SF	15	15	260	1,102	4.2	43t	5	53	436	8.2	23t	1
2008	SF	14	14	240	1,036	4.3	41t	6	43	373	8.7	26	2
2009	SF	14	14	229	1,120	4.9	80t	10	52	406	7.8	48	3
2010	SF	11	11	203	853	4.2	64	3	46	452	9.8	41	2
2011	SF	16	15	282	1,211	4.3	55	8	17	114	6.7	13	0
2012	SF	16	16	258	1,214	4.7	37	8	28	234	8.4	26	1
2013	SF	16	16	276	1,128	4.1	51	9	16	141	8.8	29	0
<b>TOTALS</b>		<b>132</b>	<b>118</b>	<b>2,187</b>	<b>9,967</b>	<b>4.6</b>	<b>80t</b>	<b>60</b>	<b>331</b>	<b>2,772</b>	<b>8.4</b>	<b>48</b>	<b>10</b>

**PLAYOFFS**

YEAR	TEAM	GP	GS	RUSHING					RECEIVING				
				ATT	YDS	AVG	LG	TD	NO	YDS	AVG	LG	TD
2011	SF	2	2	29	163	5.6	42	0	13	83	6.4	24	0
2012	SF	3	3	63	319	5.1	33	4	2	48	24.0	45	0
2013	SF	3	3	48	164	3.4	39	1	3	36	12.0	17	0
<b>TOTALS</b>	<b>SF</b>	<b>8</b>	<b>8</b>	<b>140</b>	<b>646</b>	<b>4.6</b>	<b>42</b>	<b>5</b>	<b>18</b>	<b>167</b>	<b>9.3</b>	<b>45</b>	<b>0</b>

**Additional Statistics:**

**Fumbles-Lost – 33-23:** 2-2 in 2005, 6-5 in 2006, 4-3 in 2007, 6-3 in 2008, 4-2 in 2009, 4-2 in 2010, 2-2 in 2011, 2-1 in 2012, 3-3 in 2013  
**Fumble Recoveries – 9:** 1 in 2005, 1 in 2007, 1 in 2008, 1 in 2009, 1 in 2010, 4 in 2012; Postseason – 1: 1 in 2013  
**Fumble Recoveries Yards – 3:** 3 in 2012  
**Fumble Recoveries Returned for TDs – 1:** 1 in 2012 [9 yds. at NE (12/16)]

**Milestones:**

**NFL Debut:** vs. StL (9/11/05); **First Start:** at Jax (12/18/05); **100th Career Game:** at StL (1/1/12); **100th Career Start:** at NE (12/16/12); **First Rushing TD:** at Was. (10/23/05 – 72-yd. run); **25th Rushing TD:** vs. Sea (9/20/09 – 80-yd. run); **First Receiving TD:** at Sea. (12/14/06 – 20-yd. pass from QB Alex Smith); **First Fumble Recovery Returned for a TD:** at NE (12/16/12 – 9-yds.); **100-yd. Games:** 35, Last vs. Sea. (12/8/13 – 110 yds.); **200-yd. Games:** 2, Last vs. Sea. (9/20/09 – 207 yds.); **5,000th Career Rushing Yds:** at GB (11/22/09); **2 TD Games:** 12, Last at Jax (10/27/13); **First 100-yd. Receiving Game:** at KC (9/26/10); **30th 100-yd. Rushing Game:** at GB (9/9/12); **50th Rushing TD:** vs. Mia. (12/9/12 – 1-yd. run)

**GORE'S CAREER HIGHS**

**Rushes:** Regular Season – 31 (2 times) Last vs. Cle. (10/30/11); Postseason – 23 vs. GB (1/12/13)  
**Rushing Yards:** Regular Season – 212 vs. Sea. (11/19/06); Postseason – 119 vs. GB (1/12/13)  
**Long Rush:** Regular Season – 80t vs. Sea. (9/20/09); Postseason – 42 vs. NO (1/14/12)  
**Touchdown Rushes:** Regular Season – 2 (10 times) Last at Jax. (10/27/13); Postseason – 2 at Atl. (1/20/13)

**Receptions:** Regular Season – 11 at Arz. (11/25/07); Postseason – 7 vs. NO (1/14/12)  
**Receiving Yards:** Regular Season – 102 at KC (9/26/10); Postseason – 48 vs. GB (1/12/13)  
**Long Reception:** Regular Season – 48 vs. Det. (12/27/09); Postseason – 45 vs. GB (1/12/13)  
**TD Receptions:** Regular Season – 1 (10 times) Last at NO (11/25/12)  
**Combined Yards:** Regular Season – 246 (207 rush, 39 rec.) vs. Sea. (9/20/09); Postseason – 167 (119 rush, 48 rec.) vs. GB (1/12/13)

GORE'S GAME-BY-GAME

2005												2008											
Date	Opp	W/L	P/S	Rsh	Yds	Avg	Lg	TD	Rec	Yds	TD	Date	Opp	W/L	P/S	Rsh	Yds	Avg	Lg	TD	Rec	Yds	TD
Sep 11	StL	W	1/0	4	17	4.3	9	0	2	21	0	Sep 7	Arz	L	1/1	14	96	6.9	41t	1	4	55	0
Sep 18	at Phi	L	1/0	4	15	3.8	6	0	0	0	0	Sep 14	at Sea	W	1/1	19	61	3.2	23	1	5	38	0
Sep 25	Dal	L	1/0	7	42	6.0	9	0	1	5	0	Sep 21	Det	W	1/1	27	130	4.8	33	1	4	32	0
Oct 2	at Arz	L	1/0	2	4	2.0	4	0	2	-12	0	Sep 28	at NO	L	1/1	16	82	5.1	11	0	2	31	0
Oct 9	Ind	L	1/0	8	31	3.9	11	0	1	14	0	Oct 5	NE	L	1/1	12	54	4.5	16	0	4	24	1
Oct 23	at Was	L	1/0	9	89	9.9	72t	1	0	0	0	Oct 12	Phi	L	1/1	19	101	5.3	25	1	3	16	0
Oct 30	TB	W	1/0	10	40	4.0	9	0	1	-7	0	Oct 19	at NYG	L	1/1	11	11	1.0	5	0	3	50	0
Nov 6	NYG	L	1/0	7	33	4.7	22	0	1	3	0	Oct 26	Sea	L	1/1	18	94	5.2	29	0	7	65	0
Nov 13	at Chi	L	1/0	14	55	3.9	19	0	0	0	0	Nov 10	at Arz	L	1/1	23	99	4.3	20	0	1	6	0
Nov 20	Sea	L	-	-	-	-	-	-	-	-	-	Nov 16	StL	W	1/1	18	106	5.9	37	2	2	8	0
Nov 27	at Ten	L	-	-	-	-	-	-	-	-	-	Nov 23	at Dal	L	1/1	14	26	1.9	7	0	1	6	0
Dec 4	Arz	L	1/0	6	22	3.7	9	0	1	31	0	Nov 30	at Buf	W	1/1	24	66	2.8	12	0	3	23	0
Dec 11	at Sea	L	1/0	2	5	2.5	4	0	1	6	0	Dec 7	NYJ	W	1/1	14	52	3.7	12	0	3	13	1
Dec 18	at Jax	L	1/1	19	79	4.2	18	0	3	57	0	Dec 14	at Mia	L	-	-	-	-	-	-	-	-	-
Dec 24	at StL	W	1/0	10	68	6.8	30t	2	0	0	0	Dec 21	at StL	W	-	-	-	-	-	-	-	-	-
Jan 1	Hou	W	1/0	25	108	4.3	28	0	2	13	0	Dec 28	Was	W	1/1	11	58	5.3	11	0	1	6	0
<b>TOTALS</b>			<b>14/1</b>	<b>127</b>	<b>608</b>	<b>4.8</b>	<b>72t</b>	<b>3</b>	<b>15</b>	<b>131</b>	<b>0</b>	<b>TOTALS</b>			<b>14/14</b>	<b>240</b>	<b>1,036</b>	<b>4.3</b>	<b>41t</b>	<b>6</b>	<b>43</b>	<b>373</b>	<b>2</b>
2006												2009											
Date	Opp	W/L	P/S	Rsh	Yds	Avg	Lg	TD	Rec	Yds	TD	Date	Opp	W/L	P/S	Rsh	Yds	Avg	Lg	TD	Rec	Yds	TD
Sep 10	at Arz	L	1/1	16	87	5.4	32	2	6	83	0	Sep 13	at Arz	W	1/1	22	30	1.4	6t	1	3	18	1
Sep 17	StL	W	1/1	29	127	4.4	32t	1	2	10	0	Sep 20	Sea	W	1/1	16	207	12.9	80t	2	5	39	0
Sep 24	Phi	L	1/1	16	52	3.3	15	0	6	22	0	Sep 27	at Min	L	1/1	1	4	4.0	4	0	0	0	0
Oct 1	at KC	L	1/1	14	65	4.6	14	0	2	14	0	Oct 4	StL	W	-	-	-	-	-	-	-	-	-
Oct 8	Oak	W	1/1	27	134	5.0	26	0	3	38	0	Oct 11	Atl	L	-	-	-	-	-	-	-	-	-
Oct 15	SD	L	1/1	10	55	5.5	22	0	5	35	0	Oct 25	at Hou	L	1/1	13	32	2.5	9	0	2	15	0
Oct 29	at Chi	L	1/1	12	111	9.3	53	0	2	9	0	Nov 1	at Ind	L	1/1	13	91	7.0	64t	1	5	43	0
Nov 5	Min	W	1/1	19	41	2.2	11	0	5	36	0	Nov 8	Ten	L	1/1	15	83	5.5	13	1	7	75	0
Nov 12	at Det	W	1/1	22	159	7.2	61t	1	2	14	0	Nov 12	Chi	W	1/1	25	104	4.2	25	1	4	21	0
Nov 19	Sea	W	1/1	24	212	8.8	51	0	4	26	0	Nov 22	at GB	L	1/1	7	59	8.4	42	0	3	9	0
Nov 26	at StL	L	1/1	21	134	6.4	18	1	4	31	0	Nov 29	Jax	W	1/1	16	33	2.1	6	0	7	14	1
Dec 3	NO	L	1/1	13	40	3.1	12	0	5	28	0	Dec 6	at Sea	L	1/1	9	25	2.8	6	0	5	37	1
Dec 10	GB	L	1/1	18	130	7.2	72	1	3	38	0	Dec 14	Arz	W	1/1	25	167	6.7	36	1	2	10	0
Dec 14	at Sea	W	1/1	29	144	5.0	40	0	4	34	1	Dec 20	at Phi	L	1/1	16	107	6.7	37	0	3	19	0
Dec 24	Arz	L	1/1	11	51	4.6	15	2	6	35	0	Dec 27	Det	W	1/1	28	71	2.5	15	1	4	81	0
Dec 31	at Den	W	1/1	31	153	4.9	24	0	2	32	0	Jan 3	at StL	W	1/1	23	107	4.7	34	2	2	25	0
<b>TOTALS</b>			<b>16/16</b>	<b>312</b>	<b>1,695</b>	<b>5.4</b>	<b>72</b>	<b>8</b>	<b>61</b>	<b>485</b>	<b>1</b>	<b>TOTALS</b>			<b>14/14</b>	<b>229</b>	<b>1,120</b>	<b>4.9</b>	<b>80t</b>	<b>10</b>	<b>52</b>	<b>406</b>	<b>3</b>
2007												2010											
Date	Opp	W/L	P/S	Rsh	Yds	Avg	Lg	TD	Rec	Yds	TD	Date	Opp	W/L	P/S	Rsh	Yds	Avg	Lg	TD	Rec	Yds	TD
Sep 10	Arz	W	1/1	18	55	3.1	12	1	1	21	0	Sep 12	at Sea	L	1/1	17	38	2.2	10	0	6	45	0
Sep 16	at StL	W	1/1	20	81	4.1	43t	2	2	4	0	Sep 20	NO	L	1/1	20	112	5.6	20	1	7	56	1
Sep 23	at Pit	L	1/1	14	39	2.8	11	0	2	12	0	Sep 26	at KC	L	1/1	15	43	2.9	6	0	9	102	0
Sep 30	Sea	L	1/1	16	79	4.9	17	0	3	42	0	Oct 3	at Atl	L	1/1	21	77	3.7	13	0	7	60	0
Oct 7	Bal	L	1/1	16	52	3.3	10	0	3	23	0	Oct 10	Phi	L	1/1	18	52	2.9	16	0	4	21	1
Oct 21	at NYG	L	1/1	14	88	6.3	24	0	3	23	0	Oct 17	Oak	W	1/1	25	149	6.0	64	0	0	0	0
Oct 28	NO	L	1/1	12	41	3.4	9	0	1	0	0	Oct 24	at Car	L	1/1	19	102	5.4	20	0	4	57	0
Nov 4	at Atl	L	-	-	-	-	-	-	-	-	-	Oct 31	Den	W	1/1	29	118	4.1	21	1	1	7	0
Nov 12	at Sea	L	1/1	13	72	5.5	16	0	2	7	0	Nov 14	StL	W	1/1	22	87	4.0	23	1	3	67	0
Nov 18	StL	L	1/1	15	32	2.1	7	0	5	31	0	Nov 21	TB	L	1/1	12	23	1.9	6	0	5	37	0
Nov 25	at Arz	W	1/1	21	116	5.5	35t	2	11	98	0	Nov 29	at Arz	W	1/1	5	52	10.4	25	0	0	0	0
Dec 2	at Car	L	1/1	12	58	4.8	11	0	5	53	0	<b>PLACED ON INJURED RESERVE ON 11/30 (Hip)</b>											
Dec 9	Min	L	1/1	16	68	4.3	15	0	8	49	0	<b>TOTALS</b>			<b>11/11</b>	<b>203</b>	<b>853</b>	<b>4.2</b>	<b>64</b>	<b>3</b>	<b>46</b>	<b>452</b>	<b>2</b>
Dec 15	Cin	W	1/1	29	138	4.8	20	0	1	9	0												
Dec 23	TB	W	1/1	21	89	4.2	20	0	4	43	1												
Dec 30	at Cle	L	1/1	23	94	4.1	16	0	2	21	0												
<b>TOTALS</b>			<b>15/15</b>	<b>260</b>	<b>1,102</b>	<b>4.2</b>	<b>43t</b>	<b>5</b>	<b>53</b>	<b>436</b>	<b>1</b>												



**GORE'S GAME-BY-GAME**

2011											
Date	Opp	W/L	P/S	Rsh	Yds	Avg	Lg	TD	Rec	Yds	TD
Sep 11	Sea	W	1/1	22	59	2.7	16	0	3	19	0
Sep 18	Dal	L	1/1	20	47	2.4	9	1	3	17	0
Sep 25	at Cin	W	1/1	17	42	2.5	12	0	0	0	0
Oct 2	at Phi	W	1/0	15	127	8.5	40	1	2	12	0
Oct 9	TB	W	1/1	20	125	6.3	21	1	2	18	0
Oct 16	at Det	W	1/1	15	141	9.4	55	1	2	5	0
Oct 30	Cle	W	1/1	31	134	4.3	26	1	0	0	0
Nov 6	at Was	W	1/1	19	107	5.6	27	0	1	7	0
Nov 13	NYG	W	1/1	6	0	0.0	3	0	1	8	0
Nov 20	Arz	W	1/1	24	88	3.7	14	0	1	6	0
Nov 24	at Bal	L	1/1	14	39	2.8	9	0	1	9	0
Dec 4	StL	W	1/1	21	73	3.5	20	0	0	0	0
Dec 11	at Arz	L	1/1	10	72	7.2	37t	1	0	0	0
Dec 19	Pit	W	1/1	18	65	3.6	13	1	0	0	0
Dec 24	at Sea	W	1/1	23	83	3.6	14	1	1	13	0
Jan 1	at StL	W	1/1	7	9	1.3	3	0	0	0	0
<b>TOTALS</b>			<b>16/15</b>	<b>282</b>	<b>1,211</b>	<b>4.3</b>	<b>55</b>	<b>8</b>	<b>17</b>	<b>114</b>	<b>0</b>

2011 Postseason											
Date	Opp	W/L	P/S	Rsh	Yds	Avg	Lg	TD	Rec	Yds	TD
Jan 14	NO	W	1/1	13	89	6.8	42	0	7	38	0
Jan 22	NYG	L	1/1	16	74	4.6	11	0	6	45	0
<b>TOTALS</b>			<b>2/2</b>	<b>29</b>	<b>163</b>	<b>5.6</b>	<b>42</b>	<b>0</b>	<b>13</b>	<b>83</b>	<b>0</b>

2012											
Date	Opp	W/L	P/S	Rsh	Yds	Avg	Lg	TD	Rec	Yds	TD
Sep 9	at GB	W	1/1	16	112	7.0	23t	1	1	1	0
Sep 16	Det	W	1/1	17	89	5.2	16	1	2	16	0
Sep 23	at Min	L	1/1	12	63	5.3	11	0	1	9	0
Sep 30	at NYJ	W	1/1	20	64	3.2	11	1	2	13	0
Oct 7	Buf	W	1/1	14	106	7.6	31	1	0	0	0
Oct 14	NYG	L	1/1	8	36	4.5	13	0	4	20	0
Oct 18	Sea	W	1/1	16	131	8.2	37	0	5	51	0
Oct 29	at Arz	W	1/1	16	55	3.4	17	0	1	11	0
Nov 11	StL	T	1/1	21	97	4.6	20t	1	3	18	0
Nov 19	Chi	W	1/1	17	78	4.6	14	0	0	0	0
Nov 25	at NO	W	1/1	19	83	4.4	14	0	2	18	1
Dec 2	at StL	L	1/1	23	58	2.5	23	1	0	0	0
Dec 9	Mia	W	1/1	12	63	5.3	19	1	2	22	0
Dec 16	at NE	W	1/1	21	83	4.0	15	0	2	34	0
Dec 23	at Sea	L	1/1	6	28	4.7	18	0	0	0	0
Dec 30	Arz	W	1/1	20	68	3.4	9	1	3	21	0
<b>TOTALS</b>			<b>16/16</b>	<b>258</b>	<b>1,214</b>	<b>4.7</b>	<b>37</b>	<b>8</b>	<b>28</b>	<b>234</b>	<b>1</b>

2012 Postseason											
Date	Opp	W/L	P/S	Rsh	Yds	Avg	Lg	TD	Rec	Yds	TD
Jan 12	GB	W	1/1	23	119	5.2	26	1	2	48	0
Jan 20	at Atl	W	1/1	21	90	4.3	11	2	0	0	0
Feb 3	Bal	L	1/1	19	110	5.8	33	1	0	0	0
<b>TOTALS</b>			<b>3/3</b>	<b>63</b>	<b>319</b>	<b>5.1</b>	<b>33</b>	<b>4</b>	<b>2</b>	<b>48</b>	<b>0</b>

2013											
Date	Opp	W/L	P/S	Rsh	Yds	Avg	Lg	TD	Rec	Yds	TD
Sep 8	GB	W	1/1	21	44	2.1	8	1	2	21	0
Sep 15	at Sea	L	1/1	9	16	1.8	5	0	1	14	0
Sep 22	Ind	L	1/1	11	82	7.5	22	0	2	21	0
Sep 26	at StL	W	1/1	20	153	7.7	34t	1	0	0	0
Oct 6	Hou	W	1/1	17	81	4.8	26	1	0	0	0
Oct 13	Arz	W	1/1	25	101	4.0	32	0	0	0	0
Oct 20	at Ten	W	1/1	24	70	2.9	7	2	2	34	0
Oct 27	at Jax	W	1/1	19	71	3.7	19t	2	1	6	0
Nov 10	Car	L	1/1	16	82	5.1	17	0	2	21	0
Nov 17	at NO	L	1/1	13	48	3.7	24	0	2	8	0
Nov 25	at Was	W	1/1	13	31	2.4	8	0	1	3	0
Dec 1	StL	W	1/1	15	42	2.8	10	1	2	7	0
Dec 8	Sea	W	1/1	17	110	6.5	51	0	0	0	0
Dec 15	at TB	W	1/1	22	86	3.9	13	0	0	0	0
Dec 23	Atl	W	1/1	21	97	4.6	17	1	1	6	0
Dec 29	at Arz	W	1/1	13	14	1.1	8	0	0	0	0
<b>TOTALS</b>			<b>16/16</b>	<b>276</b>	<b>1,128</b>	<b>4.1</b>	<b>51</b>	<b>9</b>	<b>16</b>	<b>141</b>	<b>0</b>

2013 Postseason											
Date	Opp	W/L	P/S	Rsh	Yds	Avg	Lg	TD	Rec	Yds	TD
Jan 5	at GB	W	1/1	20	66	3.3	10t	1	1	11	0
Jan 12	at Car	W	1/1	17	84	4.9	39	0	1	8	0
Jan 19	at Sea	L	1/1	11	14	1.3	9	0	1	17	0
<b>TOTALS</b>			<b>3/3</b>	<b>48</b>	<b>164</b>	<b>3.4</b>	<b>39</b>	<b>1</b>	<b>3</b>	<b>36</b>	<b>0</b>



# JEWEL HAMPTON

**RB**
**HT 5-9**
**WT 210**
**COLLEGE SOUTHERN ILLINOIS**

 BORN 12.23.89 // INDIANAPOLIS, IN // WARREN CENTRAL HS, INDIANAPOLIS, IN  
 3RD YEAR // ACQUIRED FA IN '12

Jewel Hampton spent the 2013 season on the 49ers practice squad after originally signing with the team as an undrafted free agent in 2012. He was placed on the Reserve/Non-Football Injury List at the end of training camp that year and promoted to the active roster on November 27, 2012 where he was inactive for the final five regular season games and three postseason contests.

## // TRANSACTIONS

Originally signed as an undrafted free agent by SF on 5/4/12... Placed on Reserve/Non Football Injury List by SF on 8/27/12... Signed to SF active roster on 11/27/12... Released by SF on 8/31/13... Signed to SF practice squad on 9/2/13... Signed to Reserve/Future contract by SF on 1/22/14.

## // GOLDMINE

- Jewel picked up football when he was six years old in large part to his father, who played in a semi-pro league for the Indianapolis Tornados. When Jewel saw his father on the football field, he knew he wanted to follow in his path. "He's been shaping me and molding me my whole life," Hampton said. "He's taught me everything I know about the game and he's still teaching me, giving me little pointers." Since that time, he's been working to play at the highest level. "There's really nothing I'm as passionate about than football because I've been doing it my whole life," he said. "It's what I've always wanted to do. I always strived for completing my goal. Football's always a team builder, teaching you how to communicate and get along with other people."
- Hampton has persevered through two knee injuries in college from 2009 to 2010, one in each knee. He transferred from Iowa to Southern Illinois after the second injury and eventually was invited to the NFL Combine. He signed with the 49ers and found RB Frank Gore's story an inspiration to him. "The Niners showed a lot of interest in me, more than any other team. I felt like they liked me a lot out here and would give me a real shot. They had a lot to offer." Like Hampton, Gore suffered knee injuries to both knees while at Miami. "I heard that he had a story that was similar to mine. It gave me a lot of optimism to know that he'd done it and I could have that longevity over my career."

## // 2013

- Spent the entire 2013 season on the practice squad.

## // 2012

- Placed on the Reserve/Non Football Injury list on 8/27 and promoted to SF active roster on 11/27.
- Was inactive for the final 5 regular season games and all 3 post-season contests.

## // COLLEGE

Played in 26 games (7 starts) for Iowa and Southern Illinois, finishing his collegiate career with 348 carries for 1,698 yds. and 25 TDs, while adding 22 receipts. for 169 yds. and 1 TD. Also had 23 KORs for 537 yds. (23.3 avg.). As a junior at Southern Illinois in 2011, rushed for 1,121 yds. and 17 TDs on 230 carries, while adding 19 receipts. for 163 yds. Named Missouri Valley Football Conference Newcomer of the Year and earned a spot on the MVFC All-Newcomer Team. Led the MVFC and ranked 8th in the nation with 17 TDs. Played at Iowa from 2008-10, appearing in 15 games and rushing for 577 yds. and 8 TDs on 118 carries, while adding 3 receipts. for 6 yds. and 1 TD. In 2010, played in 2 games and notched 27 carries for 114 yds. and 1 TD, as well as 3 receipts. for 6 yds. and 1 TD before suffering a season-ending injury. Redshirted in 2009. As a freshman in 2008, appeared in all 13 games and tallied 91 carries for 463 yds. and 7 TDs, while adding 23 KORs for 537 yds. (23.3 avg.). His 7 rushing TDs set an Iowa freshman record.

## // PERSONAL

- Attended Warren Central (Indianapolis, IN) HS where he was named first-team all-state running back after rushing for 2,095 yards and 27 touchdowns as a senior.
- Was a team captain for football team that won 3 HS state titles from 2004-06.
- Born on 12/23/89 in Indianapolis, IN.

## // INJURY REPORT

**2012:** Spent first 13 weeks of the season on Reserve/Non-Football Injury (8/27 - 11/26).



# KENDALL HUNTER

**RB**
**HT 5-7**
**WT 199**
**COLLEGE OKLAHOMA STATE**

 BORN 9:16.88 // TYLER, TX // JOHN TYLER HS, TYLER, TX  
 4TH YEAR // ACQUIRED D-4 IN '11

Kendall Hunter has been a key element in the 49ers ground game in each of the past three seasons. Coming off an Achilles injury in 2012, Hunter notched 358 rushing yards, and registered a single-season career-high three rushing touchdowns last season. The fourth-year running back from Oklahoma State originally joined the 49ers as a fourth-round draft pick in 2011.

## // TRANSACTIONS

Originally a 4th-round (115th overall) draft choice by SF in 2011.

## // AWARDS & HONORS

**2013:** NFL Special Teams Player of the Week by The MMQB's Peter King (Week 15)

## // GOLDMINE

- Kendall developed an appreciation for architecture and building at an early age from watching his uncle, Clyde. "He would build and fix things all the time from screen doors to flooring. I loved to help him. When I was 11 or 12, I built our dog, Fat Daddy, his own house."
- Learned to fish from his grandmother, Earline Rollins, at the young age of five at Lake Tyler and Lake Palestine. "I remember her making me bait my own hook with worms when I was five."

## // 2013

- Hunter capped off a 9-play, 91-yd. drive with a 13-yd. TD run vs. Ind. (9/22). This marked Hunter's 5th career TD.
- Hunter carried the ball 11 times for 49 yds and 1 TD at StL (9/26), marking the first time in his career that he has tallied rushing TDs in consecutive games.
- Hunter capped off an 18-play, 89-yd. drive with a 6-yd. TD run vs. Arz. (10/13). It was Hunter's 3rd TD of the season and 7th of his career. His 3 TDs in 2013 set a new single-season career-high.
- Rushed for a career-high 84 yds. on 9 carries (9.3 avg.) at Jax (10/27). His previous career-high was 81 yds. vs. Buf. (10/7/12).
- Picked up a fumble by Buccaneers WR Eric Page on the kickoff return and returned it 2 yds. for a TD at TB (12/15). It marked Hunter's first return for a TD.

## // 2012

- Ranked 6th in the NFL with a 5.2 yd. rushing avg. before being placed on Injured Reserve (11/27).
- Tallied 56 yds. rushing on 8 carries and scored his first TD of the season on a 1-yd. run at NYJ (9/30).
- Registered a career-high 81 yds. rushing on 11 carries vs. Buf. (10/7). His previous record was 76 yds. at StL (1/1/12).
- Scored on a 14-yd. run in the 2nd qtr. vs. Chi. (11/19), his 2nd TD on the season and 4th of his career.
- Placed on the Injured Reserve List on 11/27 (Achilles).

## // 2011

- Ranked 2nd on the team with 473 yds. rushing and 2 TDs.
- Made NFL debut vs. Sea. (9/11), recording 2 carries for 4 yds.
- Broke several tackles in his first career KOR for 43 yds. in the 3rd qtr. vs. Dal. (9/18).
- Notched his first career TD on a 7-yd. run late in the 4th qtr. to give the 49ers a 10-6 lead. He finished the day with 9 carries for 26 yds. and 1 TD.
- Made his first career start at Phi. (10/2), becoming the first rookie RB to start a game for the 49ers since Glen Coffee in 2009 (vs. Atl. - 10/11). Caught 2 passes for 62 yds., while carrying 9 times for 38 yds. in a come-from-behind 24-23 win.
- Rushed for 65 yds. vs. TB (10/9), including a career-long 44-yd. rush.
- Scored the 2nd rushing TD of his career on a 17-yd. run, following CB Carlos Rogers' INT in the 4th qtr. vs. NYG (11/13).
- Set a career-high with 76 rushing yds. on 16 carries at StL (1/1/12), while adding 3 KR for 75 yds.

**// COLLEGE**

Played in 46 games (23 starts) for the Cowboys and rushed for 4,181 yds. and 37 TDs on 708 carries. Also added 63 receipts. for 519 yds. and 2 TDs in his career. His 4,181 rushing yds. ranks 4th in school history behind only Thurman Thomas (4,595; 1984-87), Terry Miller (4,581; 1974-77) and David Thompson (4,314; 1993-96). As a senior, received First-Team All-American honors from the Walter Camp Foundation, American Football Coaches Association and AP, while finishing 2nd for the AP Big 12 Player of the Year Award. Played in 13 games (12 starts) and rushed for 1,548 yds. and 16 TDs on 271 carries. Also added 20 receipts. for 101 yds. and 5 KORs for 87 yds. Finished 2nd in the Big 12 and ranked 9th in the nation with an avg. of 119.1 yds./gm. Eclipsed the 100-yd. plateau in 9 games, including two, 200-yd. games. In 2009, played in 8 games (2 starts), registering 83 carries for 382 yds. and 2 TDs. Was hampered with a nagging ankle injury for most of the season. As a sophomore, became Oklahoma State's first All-American running back since RB Gerald Hudson in 1990, and joined teammate WR Dez Bryant as the first Cowboys sophomore position players to be named All-American since RB Thurman Thomas in 1985. Was a First-Team All-Big 12 selection and the OSU academic achievement award winner. Started all 13 games, leading the Big 12 and ranking 7th in the nation with an avg. of 119.6 yds./gm. on the ground. Recorded 241 carries for 1,555 yds. (6.5 avg.) and 16 TDs, while adding 22 receipts. for 198 yds. and 2 TDs. In 2007, was a Freshman All-Big 12 selection by *The Sporting News*. Rushed for 696 yds. and 4 TDs. on 107 atts.

**// PERSONAL**

- Attended John Tyler (Tyler, TX) HS and was rated as the 40th best running back in the nation. Also named to Texas Football's "Texas Top 20" squad and earned a three-star rating from Scout.com.
- Finished his prep career with 2,799 yds. rushing and 32 TDs. Earned All-East Texas First-Team honors and second-team all-state as a senior.
- Credits his mother, Freddie, for always being there to tell him he could be anything he wanted to be as long as you work for what you want.
- First played football for the Tyler (TX) Panthers.
- Two-time winner of the Oklahoma State academic achievement award and Academic All-Big 12 honors.
- Born Kendall Hunter (9/16/88) in Tyler, TX.
- Majored in education.

**// INJURY REPORT**

**2012:** Placed on Injured Reserve on 11/27 with an Achilles injury.

**HUNTER'S CAREER STATISTICS**

YEAR	TEAM	GP	GS	ATT	RUSHING				NO	RECEIVING			
					YDS	AVG	LG	TD		YDS	AVG	LG	TD
2011	SF	16	1	112	473	4.2	44	2	16	195	12.2	44	0
2012	SF	11	0	72	371	5.2	26	2	9	60	6.7	12	0
2013	SF	16	0	78	358	4.6	45	3	2	13	6.5	9	0
<b>TOTALS</b>		<b>43</b>	<b>1</b>	<b>262</b>	<b>1,202</b>	<b>4.6</b>	<b>45</b>	<b>7</b>	<b>27</b>	<b>268</b>	<b>9.9</b>	<b>44</b>	<b>0</b>

**PLAYOFFS**

YEAR	TEAM	GP	GS	ATT	RUSHING				NO	RECEIVING			
					YDS	AVG	LG	TD		YDS	AVG	LG	TD
2011	SF	2	0	10	54	5.4	18	0	1	13	13.0	13	0
2012	SF	–	–	–	INJURED RESERVE				–	–	–	–	–
2013	SF	3	0	14	47	3.4	17	0	0	0	–	–	0
<b>TOTALS</b>		<b>5</b>	<b>0</b>	<b>24</b>	<b>101</b>	<b>4.2</b>	<b>18</b>	<b>0</b>	<b>1</b>	<b>13</b>	<b>13.0</b>	<b>13</b>	<b>0</b>

YEAR	TEAM	KICKOFF RETURNS					PUNT RETURNS					
		NO	YDS	AVG	LG	TD	NO	FC	YDS	AVG	LG	TD
2011	SF	6	156	26.0	43	0	0	0	0	–	–	0
2012	SF	7	165	23.6	31	0	0	0	0	–	–	0
2013	SF	4	81	20.3	30	0	0	0	0	–	–	0
<b>TOTALS</b>		<b>17</b>	<b>402</b>	<b>23.6</b>	<b>43</b>	<b>0</b>	<b>0</b>	<b>0</b>	<b>0</b>	<b>–</b>	<b>–</b>	<b>0</b>

**PLAYOFFS**

YEAR	TEAM	KICKOFF RETURNS					PUNT RETURNS					
		NO	YDS	AVG	LG	TD	NO	FC	YDS	AVG	LG	TD
2011	SF	2	40	20.0	25	0	0	0	0	–	–	0
2012	SF	–	–	INJURED RESERVE				–	–	–	–	–
2013	SF	0	0	–	–	0	0	0	0	–	–	0
<b>TOTALS</b>		<b>2</b>	<b>40</b>	<b>20.0</b>	<b>25</b>	<b>0</b>	<b>0</b>	<b>0</b>	<b>0</b>	<b>–</b>	<b>–</b>	<b>0</b>

**Additional Statistics:**

**Fumbles–Lost – 2–2:** 1–1 in 2012; 1–1 in 2013

**Sacked–Yards Lost: 1–4:** 1–4 in 2012

**Special Teams Tackles:** Regular Season – 5; 2013 (5)

**Special Teams Fumble Recoveries – 1:** 2013 (1)

**Special Teams TDs – 1:** 2013 (1); Recovered a fumble on a TB kickoff return and returned it 2 yds. for a TD at TB (12/15/13)

**Milestones:**

**NFL Debut:** vs. Sea. (9/11/11); **First Start:** at Phi. (10/2/11); **First Rushing TD:** at Cin. (9/25/11 – 7 yd. run); **First Special Teams Fumble Recovery:** at TB (12/15/13 – WR Eric Page); **First Special Teams TD:** at TB (12/15/13)

**HUNTER'S CAREER HIGHS**

**Rushes:** 16 at StL (1/1/12); Postseason – 9 at Car. (1/12/14)

**Rushing Yards:** 84 at Jax (10/27/13); Postseason – 31 vs. NYG (1/22/12)

**Long Rush:** 45 vs. Atl. (12/23/13); Postseason – 18 vs. NYG (1/22/12)

**Rushing TDs:** 1 (7 times) Last vs. Arz. (10/14/13)

**Receptions:** 2 (6 times) Last at StL (1/1/12); Postseason – 1 vs. NO (1/14/12)

**Receiving Yards:** 62 at Phi. (10/2/11); Postseason – 13 vs. NO (1/14/12)

**Long Receptions:** 44 at Phi. (10/2/11); Postseason – 13 vs. NO (1/14/12)

**Kickoff Returns:** 4 vs. Det. (9/16/12); Postseason – 1 (2 times) Last vs. NYG (1/22/12)

**Kickoff Return Yards:** 85 vs. Det. (9/16/12); Postseason – 25 vs. NO (1/14/12)

HUNTER'S GAME-BY-GAME

2011 Rushing & Receiving

Date	Opp	W/L	P/S	Rsh	Yds	Avg	Lg	TD	Rec	Yds	TD
Sep 11	Sea	W	1/0	2	4	2.0	2	0	0	0	0
Sep 18	Dal	L	1/0	0	0	0.0	0	0	0	0	0
Sep 25	at Cin	W	1/0	9	26	2.9	11	1	2	12	0
Oct 2	at Phi	W	1/1	9	38	4.2	14	0	2	62	0
Oct 9	TB	W	1/0	9	65	7.2	44	0	0	0	0
Oct 16	at Det	W	1/0	8	33	4.1	9	0	0	0	0
Oct 30	Cle	W	1/0	3	26	8.7	26	0	0	0	0
Nov 6	at Was	W	1/0	8	25	3.1	8	0	0	0	0
Nov 13	NYG	W	1/0	6	40	6.7	17t	1	1	4	0
Nov 20	Arz	W	1/0	11	27	2.5	9	0	1	15	0
Nov 24	at Bal	L	1/0	4	14	3.5	9	0	1	13	0
Dec 4	StL	W	1/0	5	4	0.8	4	0	2	24	0
Dec 11	at Arz	L	1/0	8	20	2.5	6	0	2	19	0
Dec 19	Pit	W	1/0	2	2	1.0	2	0	2	24	0
Dec 24	at Sea	W	1/0	12	73	6.1	24	0	1	11	0
Jan 1	at StL	W	1/0	16	76	4.8	13	0	2	11	0
<b>TOTALS</b>			<b>16/1</b>	<b>112</b>	<b>473</b>	<b>4.2</b>	<b>44</b>	<b>2</b>	<b>16</b>	<b>195</b>	<b>0</b>

2011 Returns

Date	Opp	KR	Yds	Avg	Lg	TD	PR	FC	Yds	Avg	Lg	TD
Sep 11	Sea	0	0	—	—	0	0	0	0	—	—	0
Sep 18	Dal	1	43	43.0	43	0	0	0	0	—	—	0
Sep 25	at Cin	0	0	—	—	0	0	0	0	—	—	0
Oct 2	at Phi	1	16	16.0	16	0	0	0	0	—	—	0
Oct 9	TB	1	22	22.0	22	0	0	0	0	—	—	0
Oct 16	at Det	0	0	—	—	0	0	0	0	—	—	0
Oct 30	Cle	0	0	—	—	0	0	0	0	—	—	0
Nov 6	at Was	0	0	—	—	0	0	0	0	—	—	0
Nov 13	NYG	0	0	—	—	0	0	0	0	—	—	0
Nov 20	Arz	0	0	—	—	0	0	0	0	—	—	0
Nov 24	Bal	0	0	—	—	0	0	0	0	—	—	0
Dec 4	StL	0	0	—	—	0	0	0	0	—	—	0
Dec 11	at Arz	0	0	—	—	0	0	0	0	—	—	0
Dec 19	Pit	0	0	—	—	0	0	0	0	—	—	0
Dec 24	at Sea	0	0	—	—	0	0	0	0	—	—	0
Jan 1	at StL	3	75	25.0	29	0	0	0	0	—	—	0
<b>TOTALS</b>		<b>6</b>	<b>156</b>	<b>26.0</b>	<b>43</b>	<b>0</b>	<b>0</b>	<b>0</b>	<b>0</b>	<b>0.0</b>	<b>0</b>	<b>0</b>

2011 Postseason Rushing & Receiving

Date	Opp	W/L	P/S	Rsh	Yds	Avg	Lg	TD	Rec	Yds	TD
Jan 14	NO	W	1/0	6	23	3.8	11	0	1	13	0
Jan 22	NYG	L	1/0	4	31	7.8	18	0	0	0	0
<b>TOTALS</b>			<b>2/0</b>	<b>10</b>	<b>54</b>	<b>5.4</b>	<b>18</b>	<b>0</b>	<b>1</b>	<b>13</b>	<b>0</b>

2011 Postseason Returns

Date	Opp	KR	Yds	Avg	Lg	TD	PR	FC	Yds	Avg	Lg	TD
Jan 14	NO	1	25	25.0	25	0	0	0	0	—	—	0
Jan 22	NYG	1	15	15.0	15	0	0	0	0	—	—	0
<b>TOTALS</b>		<b>2</b>	<b>40</b>	<b>20.0</b>	<b>25</b>	<b>0</b>	<b>0</b>	<b>0</b>	<b>0</b>	<b>—</b>	<b>—</b>	<b>0</b>

2012 Rushing & Receiving

Date	Opp	W/L	P/S	Rsh	Yds	Avg	Lg	TD	Rec	Yds	TD
Sep 9	at GB	W	1/0	9	41	4.6	8	0	0	0	0
Sep 16	Det	W	1/0	5	23	4.6	13	0	2	21	0
Sep 23	at Min	L	1/0	4	0	0.0	3	0	1	2	0
Sep 30	at NYJ	W	1/0	8	56	7.0	13	1	0	0	0
Oct 7	Buf	W	1/0	11	81	7.4	26	0	0	0	0
Oct 14	NYG	L	1/0	4	26	6.5	15	0	1	6	0
Oct 18	Sea	W	1/0	9	31	3.4	10	0	2	14	0
Oct 29	at Arz	W	1/0	10	43	4.3	9	0	1	6	0
Nov 11	StL	T	1/0	3	15	5.0	4	0	1	8	0
Nov 19	Chi	W	1/0	5	27	5.4	14t	1	1	3	0
Nov 25	at NO	W	1/0	4	28	7.0	21	0	0	0	0
<b>PLACED ON INJURED RESERVE ON 11/27 (Achilles)</b>											
<b>TOTALS</b>			<b>11/0</b>	<b>72</b>	<b>371</b>	<b>5.2</b>	<b>26</b>	<b>2</b>	<b>9</b>	<b>60</b>	<b>0</b>

2012 Returns

Date	Opp	KR	Yds	Avg	Lg	TD	PR	FC	Yds	Avg	Lg	TD
Sep 9	at GB	1	31	31.0	31	0	0	0	0	—	—	0
Sep 16	Det	4	85	21.3	26	0	0	0	0	—	—	0
Sep 23	at Min	2	49	24.5	29	0	0	0	0	—	—	0
Sep 30	at NYJ	0	0	—	—	0	0	0	0	—	—	0
Oct 7	Buf	0	0	—	—	0	0	0	0	—	—	0
Oct 14	NYG	0	0	—	—	0	0	0	0	—	—	0
Oct 18	Sea	0	0	—	—	0	0	0	0	—	—	0
Oct 29	at Arz	0	0	—	—	0	0	0	0	—	—	0
Nov 11	StL	0	0	—	—	0	0	0	0	—	—	0
Nov 19	Chi	0	0	—	—	0	0	0	0	—	—	0
Nov 25	at NO	0	0	—	—	0	0	0	0	—	—	0
<b>PLACED ON INJURED RESERVE ON 11/27 (Achilles)</b>												
<b>TOTALS</b>		<b>7</b>	<b>165</b>	<b>23.6</b>	<b>31</b>	<b>0</b>	<b>0</b>	<b>0</b>	<b>0</b>	<b>—</b>	<b>—</b>	<b>0</b>

2013

Date	Opp	W/L	P/S	Rsh	Yds	Avg	Lg	TD	Rec	Yds	TD
Sep 8	GB	W	1/0	6	24	4.0	23	0	0	0	0
Sep 15	at Sea	L	1/0	1	-7	-7.0	-7	0	0	0	0
Sep 22	Ind	L	1/0	4	14	3.5	13	1	1	4	0
Sep 26	at StL	W	1/0	11	49	4.5	29t	1	1	9	0
Oct 6	Hou	W	1/0	5	29	5.8	13	0	0	0	0
Oct 13	Arz	W	1/0	3	11	3.7	6	1	0	0	0
Oct 20	at Ten	W	1/0	4	6	1.5	5	0	0	0	0
Oct 27	at Jax	W	1/0	9	84	9.3	41	0	0	0	0
Nov 10	Car	L	1/0	3	8	2.7	11	0	0	0	0
Nov 17	at NO	L	1/0	4	1	0.3	5	0	0	0	0
Nov 25	at Was	W	1/0	8	12	1.5	4	0	0	0	0
Dec 1	StL	W	1/0	3	7	2.3	7	0	0	0	0
Dec 8	Sea	W	1/0	4	16	4.0	7	0	0	0	0
Dec 15	at TB	W	1/0	8	40	5.0	15	0	0	0	0
Dec 23	Atl	W	1/0	3	51	17.0	45	0	0	0	0
Dec 29	at Arz	W	1/0	2	13	6.5	8	0	0	0	0
<b>TOTALS</b>			<b>16/0</b>	<b>78</b>	<b>358</b>	<b>4.6</b>	<b>45</b>	<b>3</b>	<b>2</b>	<b>13</b>	<b>0</b>

2013 Postseason

Date	Opp	W/L	P/S	Rsh	Yds	Avg	Lg	TD	Rec	Yds	TD
Jan 5	at GB	W	1/0	2	4	2.0	3	0	0	0	0
Jan 12	at Car	W	1/0	9	27	3.0	17	0	0	0	0
Jan 19	at Sea	L	1/0	3	16	5.3	11	0	0	0	0
<b>TOTALS</b>			<b>3/0</b>	<b>14</b>	<b>47</b>	<b>3.4</b>	<b>17</b>	<b>0</b>	<b>0</b>	<b>0</b>	<b>0</b>



# MIKE IUPATI

G

HT 6-5

WT 331

COLLEGE IDAHO

BORN 5.12.87 // AMERICAN SAMOA // WESTERN HS, ANAHEIM, CA  
5TH YEAR // ACQUIRED D-1B IN '10

One of the top guards in the National Football League, fifth-year pro Mike Iupati has been a staple on year-end award lists. He was named First-Team All-Pro in 2012 and was also selected to the 2013 and 2014 NFC Pro Bowl rosters. A mild-mannered native of American Samoa, Iupati plays with a nasty streak on the field. Selected 17th overall in the 2010 NFL Draft, Iupati showcased his rare combination of size and athleticism as he was named the team's starting left guard during rookie training camp.



## // TRANSACTIONS

Originally the second of two 1st-round (17th overall) draft choices by SF in 2010.

## // AWARDS & HONORS

**2010:** *The Sporting News* – 2010 All-Rookie Team, *PFW/PFWA* All-Rookie Team

**2011:** Madden Most Valuable Protectors Award (Week 5)

**2012:** AP First-Team All-Pro, First-Team All-Pro Selection by *PFW/PFWA*, All-Pro selection by *Sports Illustrated's* Peter King, All-Pro selection by *The Sporting News*, All-Pro by ESPN's John Clayton, NFC Pro Bowl selection (Starter), 2012 Madden Most Valuable Protectors Award, Madden Most Valuable Protectors Award (Week 5), Madden Most Valuable Protectors Award (Week 7), Madden Most Valuable Protectors Award (Week 12), USA Football All-Fundamentals Team

**2013:** NFC Pro Bowl

## // GOLDMINE

- Growing up in the village of Nuuli in American Samoa, Iupati took English as a second language, but was still way behind the curve when he arrived in the United States prior to his freshman year of high school. When it came time to head to college and pursue a football career, he was behind academically due to the language barrier. Iupati began looking into junior colleges. While at a recruiting barbecue at Cerritos College, he met Johnny Nansen, an assistant coach at Idaho, who later convinced him to sign with the Vandals as a Prop 48. Four years later, Iupati was a first round NFL draft pick.
- Although Iupati has not lived in American Samoa for several years, his mother will never let him forget his culture. "My mom was tough on us, but it's discipline. That's why a lot of Polynesians are disciplined when they come to the U.S. You have to always respect your elders. It's our culture."

## // GOLDMINE (CONTINUED)

- When Iupati entered the NFL, his hair was very long, reaching the middle of his back. He had not cut it since the summer before his sophomore year at Idaho. When he returned to the Bay Area to begin the 2012 offseason program, he was sporting a buzz cut. "I needed a new start and thought now was the right time. I donated my hair to Locks of Love so that some kid would be able to make good use of it."
- Iupati's brother did all of the tattoos on his arm and leg. All of the art on his body is reflective of Samoan culture. "Some of them are Fala, the centipede, the waves, the ocean, fish. It goes back to what we normally use." The lion on his leg was artwork that Iupati liked and asked his brother to put a Polynesian design around it.

## // 2013

- Was part of an offensive line that helped amass the 2nd most total net yds. on opening day in 49ers franchise history with 494 yds. (404 passing yds. and 90 rushing yds.) vs. GB (9/8).
- Helped pave the way for 219 yds. rushing at StL (9/26). It marked the first time the 49ers had three different RBs score a rushing TD in the same game since 12/2/01 vs. Buf. (Garrison Hearst, Fred Beasley and Paul Smith).
- The offensive line did not allow a sack on 17 total atts. by QB Colin Kaepernick and QB Colt McCoy at Jax (10/27). The last time the 49ers did not allow a sack was 11/25/12 at NO. The 49ers also rushed for 221 yds. and 4 TDs on 38 carries at Jax, the most rushing yds. in a game by the team during the 2013 season. The 4 rushing TDs tied for the most by any team in a game in the NFL in 2013.
- Provided great running lanes for the offense to gain 199 rushing yds. on 30 atts. vs. Atl. (12/23). The 6.6 yds. per carry avg. was team's highest in any game during the 2013 season. It also marked just the second time in the season that the team had three players rush for over 50 yds. (Gore - 97; Kaepernick - 51; Hunter - 51).

## // 2012

- Iupati and the 49ers O-Line won the 2012 Madden Most Valuable Protectors Award, recognizing the best O-Line in the NFL.
- The 49ers were one of just three teams to have the same five starting offensive linemen for every game this season (Was. & NYJ).
- Paved the way as the team rushed for a then season-high 245 yds. on 44 carries as nine different players had a carry at NYJ (9/30).
- Helped the 49ers offense set a team record with 621 total yds. (311 rushing, 310 passing) vs. Buf. (10/7), surpassing the 49ers previous franchise record of 598 vs. Buf. (9/13/92). San Francisco became the first team in NFL history to post 300-or-more yds. rushing and passing in the same game. For the first time in 49ers history since 11/19/61 vs. Chi., San Francisco posted a 300-yd. passer (QB Alex Smith 303 yds.), two 100 yd-receivers (WR Michael Crabtree - 113 yds.; TE Vernon Davis - 106 yds.) and a 100-yd. rusher (RB Frank Gore - 106 yds.) in the same game. The offensive line did not allow a sack and was awarded the Madden Most Valuable Protectors Award for Week 5.

**// 2012 (CONTINUED)**

- Lupati and the 49ers offensive line did not allow a sack on 25 pass attempts by QB Colin Kaepernick at NO (11/25). The performance earned the O-Line the Madden Most Valuable Protectors Award for Week 12.
- Part of offensive line vs. GB (1/12/13 - NFC-D) that helped the 49ers become the first team in NFL history to have two 100-yd. rushers [QB Colin Kaepernick (181 yds. rushing), RB Frank Gore (119 yds. rushing)] and one, 100-yd. receiver [WR Michael Crabtree (119 yds. receiving)] in a playoff game in NFL history.
- Against the Packers, San Francisco amassed 579 total yds. of offense (323 rushing and 256 passing), setting a new single-game postseason franchise record. The previous record was 537 yds. (211 rushing and 326 passing) vs. Mia. (1/20/85) in Super Bowl XIX. The 49ers rushed for 323 yds. on the night, setting the franchise single-game postseason rushing record.
- Lupati and the 49ers offense became the first team in Super Bowl history to have a 300-yd. passer, a 100-yd. rusher and two 100-yd. receivers in a single game. QB Colin Kaepernick threw for 302 yds., RB Frank Gore added 110 yds. rushing, WR Michael Crabtree tallied 109 rec. yds. and TE Vernon Davis recorded 104 rec. yds. vs. Bal. (2/3/13 - SB XLVII).

**// 2011**

- Part of an offensive line that helped pave the way for RB Frank Gore to gain 100+ rush yds. on the ground in five consecutive games, setting a new franchise record.
- Lupati and the 49ers offensive line did not allow a sack on 20 pass atts. by QB Alex Smith vs. Sea. (9/11).
- Helped 49ers accumulate 442 yds. of offense in a come-from-behind victory at Phi. (10/2), which included 164 yds. on the ground.
- Lupati and the offensive line were awarded the Madden Most Valuable Protectors Award for Week 5. They helped the 49ers offense rush for 213 yds. on the ground while not allowing a sack vs. TB (10/9), marking the first time since 12/14/06 at Sea. that the team rushed for over 200 yds. and did not allow a sack.
- Supported the 49ers offense in rushing for 203 yds. at Det. (10/16), marking the first time the team rushed for over 200 yds. in back-to-back games (10/9 vs. TB, 213 yds.) since 12/6/98 at Car. (236 yds.) and 12/14/98 vs. Det. (328 yds.).
- Aided the 49ers offense in reaching 253 yds. in the first half vs. Cle. (10/30), marking the most net yds. gained by the 49ers in the first half and second highest total in either half of the season (10/2 - 289 yds. at Phi.).
- Helped the 49ers offense hold the ball for 44:16 while not allowing a sack vs. Arz. (11/20), the highest time of possession for the team since 11/3/02 at Oak. (44:33 - 49ers 23, Raiders 20).
- Lupati and the offensive line prevented QB Alex Smith from getting sacked in a 20-3 win on MNF vs. Pit. (12/19).

**// 2010**

- Along with T Anthony Davis, became just the third set of rookies to start every game on the offensive line since the 16-game schedule was instituted in 1978 (T Adam Meadows and T Tarik Glenn in 1997 with Ind. & C Nick Mangold and T D'Brickshaw Ferguson in 2006 with NYJ).
- Along with RT Anthony Davis, the duo became just the fourth set of rookies to start on the offensive line on opening day in franchise history, and the first since 1958.
- Part of an offensive line that did not allow a sack on 32 pass atts. by QB Alex Smith vs. NO (9/20) and 19 pass atts. by QB Troy Smith vs. Den. (10/31).
- Started at G at Arz. (11/29) as the offense rushed for a season-high 261 yds., while recording a season-high 26 first downs.

**// COLLEGE**

A three-year starter at Idaho, played in 35 games (33 starts) in his career. Started all 13 games at LG as a senior and became just the second non-BCS player to be named a finalist for the Outland Trophy since the award's inception in 1946 (Willie Roaf, Louisiana Tech - 1992). Also earned First-Team All-America honors by the *NFL Draft Report*, Walter Camp Football Foundation, The American Football Coaches Association, Football Writers of America, Associated Press and *Sports Illustrated*. In addition, was named First-Team All-WAC and was the only active member to be named to the WAC's All-Decade team. Helped lead the Vandals to their first winning season since 1999 and paved the way for an offense that ranked 9th in the nation in total offense (451.4 ypg). As a junior, started the final eight games at LG on his way to earning All-WAC first-team honors by the *NFL Draft Report*. Started all 12 games at LG as a sophomore in 2007 after serving in a reserve role as a freshman.

**// PERSONAL**

- Attended Western (Anaheim, CA) HS where he was a captain and played on both sides of the ball, receiving all-state and all-conference honors as a senior.
- Competed on the school's wrestling and track teams.
- He and his wife, Ashley, were married in Hawaii in February 2012. The couple honeymooned in Bora Bora. As a youth, Ashley was a nine-time BMX bicycle world champion racer. She took up the sport at the age of three. The couple originally met during Mike's senior year at Idaho the weekend of his team's game versus Hawaii. The couple has two dogs - a miniature dachshund named Marley and an English bullhog named Teine. The couple has one son, KoaAlii'.
- Was a high school teammate of DT Fili Moala, who was selected in the 2nd round of the 2009 NFL Draft by the Indianapolis Colts.
- Born Michael Lupati (5/12/87) in American Samoa.
- Graduated with a degree in general studies.

**// INJURY REPORT**

**2013:** Inactive at Was. (11/25), vs. StL (12/1), vs. Sea. (12/8) and at TB (12/15) with a knee injury.

**IUPATI'S CAREER STATISTICS**

**GAMES/STARTS – 60/60;** 2010 (16/16); 2011 (16/16); 2012 (16/16); 2013 (12/12)  
**POSTSEASON GAMES/STARTS – 8/8;** 2011 (2/2); 2012 (3/3); 2013 (3/3)

**Milestones:**

**NFL Debut:** at Sea. (9/12/10); **First Start:** at Sea. (9/12/10)





# CHUCK JACOBS

WR

HT 6-0

WT 178

COLLEGE UTAH STATE

BORN 5.11.90 // RICHMOND, CA // KENNEDY HS, RICHMOND, CA  
1ST YEAR // ACQUIRED FA IN '13

Chuck Jacobs spent the 2013 season learning from seasoned pros like Anquan Boldin and Michael Crabtree while on the 49ers practice squad. The California native signed with San Francisco as an undrafted rookie free agent prior to the 2013 season. In two seasons at Utah State University, Jacobs played in 26 games, finishing with 61 receptions for 826 yards and seven touchdowns. He also added 42 kickoff returns for 1,020 yards.

## // TRANSACTIONS

Originally signed as an undrafted free agent by SF on 5/7/13...  
Waived by SF on 8/31/13...Signed to SF practice squad on 9/2/13...  
Signed to Reserve/Future contract by SF on 1/21/14.

## // GOLDMINE

- Jacobs grew up in nearby Richmond, CA, with a large family. As one of 13 children in the household, Jacobs became increasingly competitive at a young age. "Especially growing up with six brothers, it was always competitive every day," he explained. "When it was time to eat, it was who could cook the best, who could put on the best shoes, who could dress the best. It's always competitive when you've got a large family."

## // 2013

- Jacobs spent the 2013 season on the team's practice squad.

## // COLLEGE

Played in 26 games over two years at Utah State after transferring from Laney (CA) Junior College. Caught 61 passes at Utah State for 826 yds. and 7 TDs. Added 1,020 KOR yds. on 42 returns. In 2012, played in 13 games, catching 41 passes for 608 yds. and 5 TDs and adding 24 KORs for 579 yds. As a junior, notched 20 re-cepts. for 218 yds. and 2 TDs and registered 441 KOR yds. on 18 re- turns. Transferred from Laney College after 2010 season. Caught 27 passes for 238 yds. and 2 TDs at Laney. Added 6 PRs for 54 yds. and led team with 386 KOR yds. and a 29.7 avg. on 13 kick returns.

## // PERSONAL

- Attended Kennedy (Richmond, CA) HS where he played football, basketball and track and field.
- Has seven sisters and six brothers.
- Majored in interdisciplinary studies.
- Born on 5/11/90 in Richmond, CA.



# LaMICHAEL JAMES

**RB**
**HT 5-9**
**WT 195**
**COLLEGE OREGON**
**BORN 10.22.89 // NEW BOSTON, TX // LIBERTY-EYLAU HS, TEXARKANA, TX  
3RD YEAR // ACQUIRED D-2 IN '12**

Speed and elusiveness are staples in LaMichael James' skill set which have made him a threat coming out of the backfield and in the return game. In college, James became the first two-time consensus All-America selection in Oregon history. In 2011, he led the nation in rushing yards per game (150.4), and ranked second in the NCAA in rushing yards (1,805). The recipient of the Doak Walker Award as the nation's top running back in 2010, James became just the third player in Pac-12 Conference history to rush for over 5,000 yards in his career.

## // TRANSACTIONS

Originally a 2nd-round (61st overall) draft choice by SF in 2012.

## // GOLDMINE

- One of James' biggest loves is building and restoring classic cars. In his collection, he owns a 1972 Impala, 1977 Chevelle and 1984 Monte Carlo. "It was just something that people do back in Texarkana," he said. "Everybody likes to trick their cars out, and bringing them up from nothing is a big thing there." It's become a hobby that he said relaxes him when he's away from football.
- Away from the gridiron, James has a passion for working in juvenile justice. "Hopefully, I'll be able to work with troubled kids that might not have a great background or a great home front," he said. "Hopefully I can make a difference in their lives."
- LaMichael James grew up in Texarkana, Texas, on the border of Texas and Arkansas. He described it as a tight-knit community with an emphasis on having a family atmosphere. All of his friends lived in the same neighborhood and pushed each other to stay active and involved. "We all played every sport. 'You do it, I do it.' It was one of those type of deals," James said. "That really kept me out of trouble and kept me focused with an eye on the prize." During the 2012 NFL Draft, James was invited to take part in the league's primetime event at New York's Radio City Music Hall, but James opted to stay home in Texarkana and witness the event with all the people he grew up with. "I'm never going to be bigger than the situation," James said. "I never want to turn my back on where I come from. That's where I've been my whole life. The people that have been there for me my whole life and have seen me grow up from a little boy, I wanted to share those moments with them."

## // 2013

- Registered career-highs with 5 punt returns for 72 yds., including a long return of 40 yds. at Was. (11/25).

## // 2012

- Made his NFL debut vs. Mia. (12/9) and finished the day with 30 rushing yds. on 8 carries. Added 1 recept. for 15 yds. and averaged 26.3 yds. on 3 KORs.
- Amassed a career-high 201 total yds. (172 returns, 15 rushing, 14 receiving) at Sea. (12/23).
- Rushed for a career-high 49 yds. (7.0 avg.) with a long of 26 yds. vs. Arz. (12/30).
- Registered his first-career TD on a 15-yd. TD run at Atl. (1/20/13 - NFC-C) and became the first 49ers rookie to register a TD in the postseason since FB William Floyd tallied a 1-yd. TD run vs. Chi. (1/7/95 - NFC-D).

## // COLLEGE

Played in 37 games (34 starts) for the Ducks, registering 771 carries for 5,082 yds. and 53 TDs, while adding 51 receipts. for 586 yds. and 4 TDs. Also recorded 14 PRs for 137 yds. and 1 TD. Became the first two-time consensus All-America selection in school history. Ranks first in school history with 5,082 rushing yds. and became just the 3rd player in Pac-10/12 history to rush for over 5,000 yds. (USC RB Charles White - 6,245 rushing yds. & Oregon St. RB Ken Simon - 5,044 rushing yds.). Also holds Oregon's career record for rushing TDs (53), total TDs (58) and points (348). As a junior, garnered First-Team All-America honors from Walter Camp and the American Football Coaches Association. Also selected First-Team All-Pac-12, and was the recipient of the team's Duane J. Cargill Memorial Award as Oregon's outstanding offensive impact player. That year, played in 12 games (11 starts) and rushed for 1,805 yds. and 18 TDs on 247 carries, while adding 17 receipts. for 210 yds. and 1 TD. Set the Oregon single-season record and ranked 2nd in the country with 1,805 rushing yds. Also ranked first in the nation in rushing yds./gm. (150.4). As a sophomore, was the recipient of the Doak Walker Award as the nation's top running back. Also received First-Team All-America honors from the American Football Coaches Association, Football Writers Association, AP and Walter Camp, in addition to being named First-Team All-Pac 10. Started all 12 games in 2010, and rushed for a then-school record 1,731 yds. and 21 TDs on 294 carries. Also added 17 receipts. for 208 yds. and 3 TDs, and ranked first in the nation with a school record 144 points. As a freshman, named Pac-10 Offensive Freshman of the Year by the league's coaches, and was selected National Freshman Performer of the Year by the College Football Performance Awards. Added Freshman First-Team All-America honors from *The NFL Draft Report*, Football Writers Association and *College Football News*. Also a Third-Team All-America selection by the AP and *The Sporting News*. Played in 13 games (11 starts) and rushed for 1,546 yds. and 14 TDs on 230 carries, in 2009. Also added 17 receipts. for 168 yds. Redshirted as a true freshman in 2008.

**// PERSONAL**

- Attended Liberty-Eylau (Texarkana, TX) HS and was an all-state selection following his junior and senior seasons.
- As a senior, was a Prep Star All-Midlands Region honoree and rushed for 2,043 yds. and 26 TDs.
- In 2006, selected Second-Team All-State as he tallied 19 TDs, while adding 1,600 yds. on the ground and another 500 rec. yds.
- Also won the state title in the 100 meter dash with a time of 10.51 in 2006.
- Born LaMichael Keondrae James (10/22/89) in New Boston, TX.
- Graduated with a degree in sports business in December 2011.

**// INJURY REPORT**

**2013:** Inactive in the first 3 games of the regular season vs. GB (9/8), at Sea. (9/15) and vs. Ind. (9/22) with a knee injury.

**JAMES' CAREER STATISTICS**

YEAR	TEAM	GP	GS	ATT	RUSHING				NO	RECEIVING			
					YDS	AVG	LG	TD		YDS	AVG	LG	TD
2012	SF	4	0	27	125	4.6	26	0	3	29	9.7	15	0
2013	SF	10	0	12	59	4.9	21	0	2	16	8.0	12	0
<b>TOTALS</b>		<b>14</b>	<b>0</b>	<b>39</b>	<b>184</b>	<b>4.7</b>	<b>26</b>	<b>0</b>	<b>5</b>	<b>45</b>	<b>9.0</b>	<b>15</b>	<b>0</b>

YEAR	TEAM	KICKOFF RETURNS					PUNT RETURNS					
		NO	YDS	AVG	LG	TD	NO	FC	YDS	AVG	LG	TD
2012	SF	14	417	29.8	62	0	0	0	0	–	–	0
2013	SF	12	321	26.8	41	0	23	12	251	10.9	40	0
<b>TOTALS</b>		<b>26</b>	<b>738</b>	<b>28.4</b>	<b>62</b>	<b>0</b>	<b>23</b>	<b>12</b>	<b>251</b>	<b>10.9</b>	<b>40</b>	<b>0</b>

**PLAYOFFS**

YEAR	TEAM	GP	GS	ATT	RUSHING				NO	RECEIVING			
					YDS	AVG	LG	TD		YDS	AVG	LG	TD
2012	SF	3	0	11	65	5.9	15t	1	2	11	5.5	7	0
2013	SF	3	0	1	0	0.0	0	0	0	0	–	–	0
<b>TOTALS</b>		<b>6</b>	<b>0</b>	<b>12</b>	<b>65</b>	<b>5.4</b>	<b>15t</b>	<b>1</b>	<b>2</b>	<b>11</b>	<b>5.5</b>	<b>7</b>	<b>0</b>

YEAR	TEAM	KICKOFF RETURNS					PUNT RETURNS					
		NO	YDS	AVG	LG	TD	NO	FC	YDS	AVG	LG	TD
2012	SF	7	162	23.1	28	0	0	0	0	–	–	0
2013	SF	7	170	24.3	37	0	3	4	20	6.7	10	0
<b>TOTALS</b>		<b>14</b>	<b>332</b>	<b>23.7</b>	<b>37</b>	<b>0</b>	<b>3</b>	<b>4</b>	<b>20</b>	<b>6.7</b>	<b>10</b>	<b>0</b>

**Additional Statistics:**

**Fumbles–Lost:** Regular Season 3–0: 1–0 in 2012; 2–0 in 2013; Postseason 1–1: 1–1 in 2012

**Milestones:**

**NFL Debut:** vs. Mia. (12/9/12)

**JAMES' CAREER HIGHS**

**Rushes:** 8 (2 times) Last at NE (12/16/12); Postseason – 5 at Atl. (1/20/13)  
**Rushing Yards:** 49 vs. Arz. (12/30/12); Postseason – 34 at Atl. (1/20/13)  
**Long Rush:** 26 vs. Arz. (12/30/12); Postseason – 15t at Atl. (1/20/13)  
**Receptions:** 2 at Sea. (12/23/12); Postseason – 1 (2 times) Last at Atl. (1/20/13)  
**Receiving Yards:** 15 vs. Mia. (12/9/12); Postseason – 7 vs. GB (1/12/13)  
**Long Reception:** 15 vs. Mia. (12/9/12); Postseason – 7 vs. GB (1/12/13)  
**Kickoff Returns:** 6 at Sea. (12/23/12); Postseason – 4 at Sea. (1/19/14)  
**Kickoff Return Yards:** 172 at Sea. (12/23/12); Postseason – 92 at Sea. (1/19/14)

**Kickoff Return Long:** 62 at NE (12/16/12); Postseason – 37 at GB (1/5/14)  
**Punt Returns:** 5 (2 times) Last at TB (12/15/13); Postseason – 2 at GB (1/5/14)  
**Punt Return Yards:** 72 at Was. (11/25/13); Postseason – 20 at GB (1/5/14)  
**Long Punt Return:** 40 at Was. (11/25/13); Postseason – 10 (2 times) Last at GB (1/5/14)  
**Total Yards:** 201 (15 rush, 14 rec., 172 KR) at Sea. (12/23/12); Postseason – 102 (34 rush, 4 rec., 64 KR) at Atl. (1/20/13)

**JAMES' GAME-BY-GAME**

**2012 Rushing & Receiving**

Date	Opp	W/L	P/S	Rsh	Yds	Avg	Lg	TD	Rec	Yds	TD
Sep 9	at GB	W	—	—	—	INACTIVE	—	—	—	—	—
Sep 16	Det	W	—	—	—	INACTIVE	—	—	—	—	—
Sep 23	at Min	L	—	—	—	INACTIVE	—	—	—	—	—
Sep 30	at NYJ	W	—	—	—	INACTIVE	—	—	—	—	—
Oct 7	Buf	W	—	—	—	INACTIVE	—	—	—	—	—
Oct 14	NYG	L	—	—	—	INACTIVE	—	—	—	—	—
Oct 18	Sea	W	—	—	—	INACTIVE	—	—	—	—	—
Oct 29	at Arz	W	—	—	—	INACTIVE	—	—	—	—	—
Nov 11	StL	T	—	—	—	INACTIVE	—	—	—	—	—
Nov 19	Chi	W	—	—	—	INACTIVE	—	—	—	—	—
Nov 25	at NO	W	—	—	—	INACTIVE	—	—	—	—	—
Dec 2	at StL	L	—	—	—	INACTIVE	—	—	—	—	—
Dec 9	Mia	W	1/0	8	30	3.8	13	0	1	15	0
Dec 16	at NE	W	1/0	8	31	3.9	17	0	0	0	0
Dec 23	at Sea	L	1/0	4	15	3.8	6	0	2	14	0
Dec 30	Arz	W	1/0	7	49	7.0	26	0	0	0	0
<b>TOTALS</b>			<b>4/0</b>	<b>27</b>	<b>125</b>	<b>4.6</b>	<b>26</b>	<b>0</b>	<b>3</b>	<b>29</b>	<b>0</b>

**2012 Returns**

Date	Opp	KR	Yds	Avg	Lg	TD	PR	FC	Yds	Avg	Lg	TD
Sep 9	at GB	—	—	—	—	INACTIVE	—	—	—	—	—	—
Sep 16	Det	—	—	—	—	INACTIVE	—	—	—	—	—	—
Sep 23	at Min	—	—	—	—	INACTIVE	—	—	—	—	—	—
Sep 30	at NYJ	—	—	—	—	INACTIVE	—	—	—	—	—	—
Oct 7	Buf	—	—	—	—	INACTIVE	—	—	—	—	—	—
Oct 14	NYG	—	—	—	—	INACTIVE	—	—	—	—	—	—
Oct 18	Sea	—	—	—	—	INACTIVE	—	—	—	—	—	—
Oct 29	at Arz	—	—	—	—	INACTIVE	—	—	—	—	—	—
Nov 11	StL	—	—	—	—	INACTIVE	—	—	—	—	—	—
Nov 19	Chi	—	—	—	—	INACTIVE	—	—	—	—	—	—
Nov 25	at NO	—	—	—	—	INACTIVE	—	—	—	—	—	—
Dec 2	at StL	—	—	—	—	INACTIVE	—	—	—	—	—	—
Dec 9	Mia	3	79	26.3	34	0	0	0	0	—	—	0
Dec 16	at NE	4	133	33.3	62	0	0	0	0	—	—	0
Dec 23	at Sea	6	172	28.7	35	0	0	0	0	—	—	0
Dec 30	Arz	1	33	33.0	33	0	0	0	0	—	—	0
<b>TOTALS</b>		<b>14</b>	<b>417</b>	<b>29.8</b>	<b>62</b>	<b>0</b>	<b>0</b>	<b>0</b>	<b>0</b>	<b>—</b>	<b>—</b>	<b>0</b>

**2012 Postseason**

Date	Opp	W/L	P/S	Rsh	Yds	Avg	Lg	TD	Rec	Yds	TD
Jan 12	GB	W	1/0	3	21	7.0	14	0	1	7	0
Jan 20	at Atl	W	1/0	5	34	6.8	15t	1	1	4	0
Feb 3	Bal	L	1/0	3	10	3.3	9	0	0	0	0
<b>TOTALS</b>			<b>3/0</b>	<b>11</b>	<b>65</b>	<b>5.9</b>	<b>15t</b>	<b>1</b>	<b>2</b>	<b>11</b>	<b>0</b>

**2012 Postseason**

Date	Opp	KR	Yds	Avg	Lg	TD	PR	FC	Yds	Avg	Lg	TD
Jan 12	GB	1	23	23.0	23	0	0	0	0	—	—	0
Jan 20	at Atl	3	64	21.3	25	0	0	0	0	—	—	0
Feb 3	Bal	3	75	23.1	28	0	0	0	0	—	—	0
<b>TOTALS</b>		<b>7</b>	<b>162</b>	<b>23.1</b>	<b>28</b>	<b>0</b>	<b>0</b>	<b>0</b>	<b>0</b>	<b>—</b>	<b>—</b>	<b>0</b>

**2013**

Date	Opp	W/L	P/S	Rsh	Yds	Avg	Lg	TD	Rec	Yds	TD
Sep 8	GB	W	—	—	—	INACTIVE (Knee)	—	—	—	—	—
Sep 15	at Sea	L	—	—	—	INACTIVE (Knee)	—	—	—	—	—
Sep 22	Ind	L	—	—	—	INACTIVE (Knee)	—	—	—	—	—
Sep 26	at StL	W	1/0	3	0	0.0	1	0	0	0	0
Oct 6	Hou	W	1/0	4	31	7.8	11	0	0	0	0
Oct 13	Arz	W	—	—	—	INACTIVE	—	—	—	—	—
Oct 20	at Ten	W	—	—	—	INACTIVE	—	—	—	—	—
Oct 27	at Jax	W	—	—	—	INACTIVE	—	—	—	—	—
Nov 10	Car	L	1/0	1	-1	-1.0	-1	0	0	0	0
Nov 17	at NO	L	1/0	2	7	3.5	7	0	1	4	0
Nov 25	at Was	W	1/0	0	0	—	—	0	0	0	0
Dec 1	StL	W	1/0	0	0	—	—	0	0	0	0
Dec 8	Sea	W	1/0	0	0	—	—	0	0	0	0
Dec 15	at TB	W	1/0	2	22	11.0	21	0	0	0	0
Dec 23	Atl	W	1/0	0	0	—	—	0	0	0	0
Dec 29	at Arz	W	1/0	0	0	—	—	0	1	12	0
<b>TOTALS</b>			<b>10/0</b>	<b>12</b>	<b>59</b>	<b>4.9</b>	<b>21</b>	<b>0</b>	<b>2</b>	<b>16</b>	<b>0</b>

**2013 Returns**

Date	Opp	KR	Yds	Avg	Lg	TD	PR	FC	Yds	Avg	Lg	TD
Sep 8	GB	—	—	—	—	INACTIVE (Knee)	—	—	—	—	—	—
Sep 15	at Sea	—	—	—	—	INACTIVE (Knee)	—	—	—	—	—	—
Sep 22	Ind	—	—	—	—	INACTIVE (Knee)	—	—	—	—	—	—
Sep 26	at StL	0	0	—	—	0	0	0	0	—	—	0
Oct 6	Hou	1	29	29.0	29	0	0	0	0	—	—	0
Oct 13	Arz	—	—	—	—	INACTIVE	—	—	—	—	—	—
Oct 20	at Ten	—	—	—	—	INACTIVE	—	—	—	—	—	—
Oct 27	at Jax	—	—	—	—	INACTIVE	—	—	—	—	—	—
Nov 10	Car	0	0	—	—	0	3	0	35	11.7	18	0
Nov 17	at NO	0	0	—	—	0	2	0	23	11.5	12	0
Nov 25	at Was	2	53	26.5	32	0	5	2	72	14.4	40	0
Dec 1	StL	1	24	24.0	24	0	2	3	5	2.5	5	0
Dec 8	Sea	3	81	27.0	31	0	1	4	0	0.0	0	0
Dec 15	at TB	1	23	23.0	23	0	5	1	51	10.2	15	0
Dec 23	Atl	2	49	24.5	30	0	2	2	20	10.0	10	0
Dec 29	at Arz	2	62	31.0	41	0	3	0	45	15.0	21	0
<b>TOTALS</b>		<b>12</b>	<b>321</b>	<b>26.8</b>	<b>41</b>	<b>0</b>	<b>23</b>	<b>12</b>	<b>251</b>	<b>10.9</b>	<b>40</b>	<b>0</b>

**2013 Postseason**

Date	Opp	W/L	P/S	Rsh	Yds	Avg	Lg	TD	Rec	Yds	TD
Jan 5	at GB	W	1/0	0	0	—	—	0	0	0	0
Jan 12	at Car	W	1/0	0	0	—	—	0	0	0	0
Jan 19	at Sea	L	1/0	1	0	0.0	0	0	0	0	0
<b>TOTALS</b>			<b>3/0</b>	<b>1</b>	<b>0</b>	<b>0.0</b>	<b>0</b>	<b>0</b>	<b>0</b>	<b>0</b>	<b>0</b>

**2013 Postseason Returns**

Date	Opp	KR	Yds	Avg	Lg	TD	PR	FC	Yds	Avg	Lg	TD
Jan 5	at GB	3	78	26.0	37	0	2	1	20	10.0	10	0
Jan 12	at Car	0	0	—	—	0	0	2	0	—	—	0
Jan 19	at Sea	4	92	23.0	26	0	1	1	0	0.0	0	0
<b>TOTALS</b>		<b>7</b>	<b>170</b>	<b>24.3</b>	<b>37</b>	<b>0</b>	<b>3</b>	<b>4</b>	<b>20</b>	<b>6.7</b>	<b>10</b>	<b>0</b>



# TONY JEROD-EDDIE

DT

HT 6-5

WT 301

COLLEGE TEXAS A&amp;M

BORN 3.29.90 // DeSOTO, TX // DeSOTO HS, DeSOTO, TX  
3RD YEAR // ACQUIRED FA IN '12

Originally signed as an undrafted free agent from Texas A&M University in 2012, Tony Jerod-Eddie saw his workload increase dramatically in 2013 where appeared in 15 games with two starts, totaling 55 tackles with one interception and one fumble recovery. He became the first 49ers defensive lineman to record an interception since DT Ray McDonald at Carolina (10/24/10), picking off Texans QB Matt Schaub (10/6/13).

## // TRANSACTIONS

Originally signed by SF as an undrafted free agent on 5/7/12...Released by SF on 8/31/12...Signed to SF practice squad on 9/1/12...Promoted to SF active roster on 12/28/12.

## // GOLDMINE

- Outside of football, Jerod-Eddie stays active fishing, riding four-wheelers and paint-balling. "I'm an outdoorsman." He picked the hobbies up from his family, as he had a fishing pond in his backyard and numerous lakes in his hometown in east Texas.
- After his playing career, Jerod-Eddie plans to get a barber's license and open up his own barber shop. He would also like to continue working in athletics. "I'll try to get my Master's degree. I'm still trying to decide if I would like to be a coach. But I want to work in sports, as an academic advisor or athletic director."
- At the age of 4, Jerod-Eddie was introduced to football while playing for fun during recess and after school with friends. "Being from Texas, we eat and sleep football, and it starts at a young age," Jerod-Eddie said. "I love basketball too, it was my first love." He joined a basketball league in the 4th grade and started playing organized football a year later. "I started in the 5th grade and haven't stopped since," he said.

## // 2013

- Notched 1 tackle and recorded his first career FR after LB NaVorro Bowman knocked the ball loose from Rams QB Sam Bradford at StL (9/26). Part of a defense that held the Rams offense to only 18 yds. rushing on 19 carries, the 7th-fewest rushing yds. allowed in a single-game performance in franchise history.
- Registered 3 tackles, 1 PD and tallied his first career INT, picking off QB Matt Schaub vs. Hou. (10/6). His INT marked the first INT by a 49ers defensive lineman since DT Ray McDonald returned an INT 31 yds. for a TD at Car. (10/24/10).
- Made his first career start at NO (11/17).
- Tallied a single-game career-high 8 tackles at Was. (11/25).
- Jerod-Eddie combined with LB Ahmad Brooks on a sack of QB Cam Newton at Car. (1/12/14 - NFC-D). It marked Jerod-Eddie's first career postseason sack.

## // 2012

- Originally signed by the 49ers as an undrafted rookie free agent (5/7). Spent the first 15 weeks of the season on the team's practice squad before being promoted to the SF active roster on 12/28.
- Made NFL debut vs. Arz. (12/30).

## // COLLEGE

Played in 51 games (38 starts) for the Aggies and produced 148 tackles, 14.5 TFLs, 7 sacks, 2 FRs and 1 FF. A Second-Team All-Big 12 pick in 2011, recording career highs in tackles (56), TFLs (7.0), sacks (5.0) and FFs (1). Earned Honorable Mention All-Big 12 as a junior, starting all 13 games and posting 49 tackles, 2.5 tackles and 1 blocked kick. In 2009, recorded 23 tackles, 2.0 TFLs, 1 sack and 1 FR. During his freshman campaign, posted 20 tackles, 3.0 TFLs, 1 sack, 1 FR and 1 blocked kick.

## // PERSONAL

- A two-time First-Team All-District defensive line pick (District 8-5A), earned Honorable Mention 5A All-State honors by the Associated Press and Texas Sports Writer's Association at DeSoto (TX) HS.
- Majored in agricultural development and leadership.
- Born Tony Jerod-Eddie on 3/29/90 in DeSoto, TX.

JEROD-EDDIE'S CAREER STATISTICS

YEAR	TEAM	GP	GS	TACKLES					YDS	INTERCEPTIONS				FUMBLES			
				TOT	SOL	AST	SACKS	INT		YDS	LG	TD	PD	FF	FR	YDS	
2012	SF	1	0	0	0	0	0.0	0.0	0	0	–	0	0	0	0	0	0
2013	SF	15	2	55	31	24	0.0	0.0	1	6	6	0	2	0	1	0	
<b>TOTALS</b>		<b>16</b>	<b>2</b>	<b>55</b>	<b>31</b>	<b>24</b>	<b>0.0</b>	<b>0.0</b>	<b>1</b>	<b>6</b>	<b>6</b>	<b>0</b>	<b>2</b>	<b>0</b>	<b>1</b>	<b>0</b>	

PLAYOFFS

YEAR	TEAM	GP	GS	TACKLES					YDS	INTERCEPTIONS				FUMBLES		
				TOT	SOL	AST	SACKS	INT		YDS	LG	TD	PD	FF	FR	YDS
2012	SF	0	0	0	0	0	0.0	0.0	0	0	–	0	0	0	0	0
2013	SF	3	0	12	8	4	0.5	3.0	0	0	–	0	0	0	0	0
<b>TOTALS</b>		<b>3</b>	<b>0</b>	<b>12</b>	<b>8</b>	<b>4</b>	<b>0.5</b>	<b>3.0</b>	<b>0</b>	<b>0</b>	<b>–</b>	<b>0</b>	<b>0</b>	<b>0</b>	<b>0</b>	<b>0</b>

Milestones:

NFL Debut: vs. Arz. (12/30/12); First Start: at NO (11/17/13); First FR: at StL (9/26/13 – QB Sam Bradford); First INT: vs. Hou. (10/6 – QB Matt Schaub)

JEROD-EDDIE'S CAREER HIGHS

Total Tackles: 8 at Was. (11/25/13); Postseason – 5 at GB (1/5/14)  
 Solo: 6 at Was. (11/25/13); Postseason – 3 (2 times) Last at Sea. (1/19/14)  
 Assists: 4 vs. Ind. (9/22/13); Postseason – 3 at GB (1/5/14)  
 Sacks: Postseason – 0.5 at Car. (1/12/14)

Fumble Recoveries: 1 at StL (9/26/13)  
 Interceptions: 1 vs. Hou. (10/6/13)  
 Passes Defensed: 1 (2 times) Last vs. Atl. (12/23/13)

JEROD-EDDIE'S GAME-BY-GAME

2012													2013																				
Date	Opp	W/L	P/S	Tot	Sol	Ast	Sk	Yds	Int	Yds	PD	FF	FR	Yds	Date	Opp	W/L	P/S	Tot	Sol	Ast	Sk	Yds	Int	Yds	PD	FF	FR	Yds				
Sep 9	at GB	W	–	PRACTICE SQUAD									–	–	–	–	–	–	Sep 8	GB	W	1/0	1	0	1	0.0	0.0	0	0	0	0	0	0
Sep 16	Det	W	–	PRACTICE SQUAD									–	–	–	–	–	–	Sep 15	at Sea	L	–	–	–	–	–	–	–	–	–	–	–	–
Sep 23	at Min	L	–	PRACTICE SQUAD									–	–	–	–	–	Sep 22	Ind	L	1/0	6	2	4	0.0	0.0	0	0	0	0	0	0	0
Sep 30	at NYJ	W	–	PRACTICE SQUAD									–	–	–	–	–	Sep 26	at StL	W	1/0	1	1	0	0.0	0.0	0	0	0	0	0	1	0
Oct 7	Buf	W	–	PRACTICE SQUAD									–	–	–	–	–	Oct 6	Hou	W	1/0	3	1	2	0.0	0.0	1	6	1	0	0	0	0
Oct 14	NYG	L	–	PRACTICE SQUAD									–	–	–	–	–	Oct 13	Arz	W	1/0	3	2	1	0.0	0.0	0	0	0	0	0	0	0
Oct 18	Sea	W	–	PRACTICE SQUAD									–	–	–	–	–	Oct 20	at Ten	W	1/0	1	0	1	0.0	0.0	0	0	0	0	0	0	0
Oct 29	at Arz	W	–	PRACTICE SQUAD									–	–	–	–	–	Oct 27	at Jax	W	1/0	4	3	1	0.0	0.0	0	0	0	0	0	0	0
Nov 11	StL	T	–	PRACTICE SQUAD									–	–	–	–	–	Nov 10	Car	L	1/0	7	4	3	0.0	0.0	0	0	0	0	0	0	0
Nov 19	Chi	W	–	PRACTICE SQUAD									–	–	–	–	–	Nov 17	at NO	L	1/1	4	1	3	0.0	0.0	0	0	0	0	0	0	0
Nov 25	at NO	W	–	PRACTICE SQUAD									–	–	–	–	–	Nov 25	at Was	W	1/1	8	6	2	0.0	0.0	0	0	0	0	0	0	0
Dec 2	at StL	L	–	PRACTICE SQUAD									–	–	–	–	–	Dec 1	StL	W	1/0	4	3	1	0.0	0.0	0	0	0	0	0	0	0
Dec 9	Mia	W	–	PRACTICE SQUAD									–	–	–	–	–	Dec 8	Sea	W	1/0	3	1	2	0.0	0.0	0	0	0	0	0	0	0
Dec 16	at NE	W	–	PRACTICE SQUAD									–	–	–	–	–	Dec 15	at TB	W	1/0	3	2	1	0.0	0.0	0	0	0	0	0	0	0
Dec 23	at Sea	L	–	PRACTICE SQUAD									–	–	–	–	–	Dec 23	Atl	W	1/0	3	3	0	0.0	0.0	0	0	1	0	0	0	0
<b>PROMOTED TO ACTIVE ROSTER ON 12/28</b>													Dec 29	at Arz	W	1/0	4	2	2	0.0	0.0	0	0	0	0	0	0	0					
Dec 30	Arz	W	1/0	0	0	0	0.0	0.0	0	0	0	0	0	0	<b>TOTALS</b>				<b>15/2</b>	<b>55</b>	<b>31</b>	<b>24</b>	<b>0.0</b>	<b>0.0</b>	<b>1</b>	<b>6</b>	<b>2</b>	<b>0</b>	<b>1</b>	<b>0</b>			
<b>TOTALS</b>			<b>1/0</b>	<b>0</b>	<b>0</b>	<b>0</b>	<b>0.0</b>	<b>0.0</b>	<b>0</b>	<b>0</b>	<b>0</b>	<b>0</b>	<b>0</b>	<b>0</b>																			
2012 Postseason													2013 Postseason																				
Date	Opp	W/L	P/S	Tot	Sol	Ast	Sk	Yds	Int	Yds	PD	FF	FR	Yds	Date	Opp	W/L	P/S	Tot	Sol	Ast	Sk	Yds	Int	Yds	PD	FF	FR	Yds				
Jan 12	GB	W	–	INACTIVE									–	–	–	–	–	Jan 5	at GB	W	1/0	5	2	3	0.0	0.0	0	0	0	0	0	0	
Jan 20	at Atl	W	–	INACTIVE									–	–	–	–	–	Jan 12	at Car	W	1/0	4	3	1	0.5	3.0	0	0	0	0	0	0	0
Feb 3	Bal	L	–	INACTIVE									–	–	–	–	–	Jan 19	at Sea	L	1/0	3	3	0	0.0	0.0	0	0	0	0	0	0	0
<b>TOTALS</b>			<b>0/0</b>	<b>0</b>	<b>0</b>	<b>0</b>	<b>0.0</b>	<b>0.0</b>	<b>0</b>	<b>0</b>	<b>0</b>	<b>0</b>	<b>0</b>	<b>0</b>	<b>TOTALS</b>				<b>3/0</b>	<b>12</b>	<b>8</b>	<b>4</b>	<b>0.5</b>	<b>3.0</b>	<b>0</b>	<b>0</b>	<b>0</b>	<b>0</b>	<b>0</b>				



# JOSH JOHNSON

**QB**
**HT 6-3**
**WT 205**
**COLLEGE SAN DIEGO**

 BORN 5.15.86 // OAKLAND, CA // OAKLAND TECH HS, OAKLAND, CA  
 6TH YEAR // ACQUIRED FA IN '14

A former product of then-head coach Jim Harbaugh at the University of San Diego, Josh Johnson is in his sixth pro season. Johnson attended training camp with the 49ers in 2012 after spending his first four seasons with the Tampa Bay Buccaneers. Johnson spent the entire 2013 season on the Cincinnati Bengals active roster and appeared in two games. A native of Oakland, CA, Johnson owns four USD career-passing records, including touchdowns (113), completions (724), attempts (1,065) and passing yards (9,699).

## // TRANSACTIONS

Originally a 5th-round (160th overall) draft choice by TB in the 2008 NFL Draft...Signed a two-year contract with SF on 3/22/12...Waived by SF on 8/31/12...Signed with Cle. on 12/26/12...Declared a FA on 3/12/13...Signed with Cin. on 3/23/13...Released by Cin. on 5/12/14...Signed a one-year contract with SF on 5/14/14.

## // GOLDMINE

- Says Johnson of his time playing for Jim Harbaugh at the University of San Diego. "He started it for me. He took me from playing the quarterback position to a different level. He opened my mind up a lot on how to play the position. He taught me how to play the position. He showed me so many different things that I didn't even know I was capable of doing. He always challenged me daily." While he was there, Johnson set four USD passing records in touchdown passes (113), completions (724), attempts (1,065) and passing yards (9,699). Johnson took over as USD's starter his sophomore season in 2005 and earned consensus first-team All-America recognition in 2006. When Harbaugh was first hired by USD in 2003, the first player he recruited was Johnson. When Johnson left USD four years later, he was the all-time NCAA pass efficiency leader and a Walter Payton Award finalist.
- As with most major cities, Oakland has some rough neighborhoods to navigate, but Johnson wouldn't change his hometown for anything. "It's hard, but it makes you get on that right path right away or you have to go the other way. It's that simple. Now as an adult, I appreciate that. There are no gray areas, you can't play both sides. You have to decide from an early age what path you want. For me, it kept me on the straight and narrow. It kept me focused and pursuing all of the dreams I wanted." Those dreams fueled the fire in him to work hard and pursue his lifelong goal of playing in the NFL.
- Josh helped his mom at a summer camp for 4-12 year olds each summer growing up. He started as a counselor's aid which ignited his passion for developing the Josh Johnson Youth Center. The Center will help teach kids to develop various necessities in life including how to open a bank account, learning to read and write and other opportunities for all age groups. "It will be a one-stop-shop for these kids because they don't always have a place to go. We want the kids to be able to come to one place to explore and open up their minds to more." The plan is to open this youth center by 2014 after the necessary funds are raised.

## // 2013 (CINCINNATI)

- Spent the entire season on the Bengals active roster where he appeared in 2 games and totaled 7 rush atts. for 20 yds.

## // 2012 (SAN FRANCISCO/CLEVELAND)

- Was a member of the 49ers during training camp and the pre-season.
- Played in 1 game as a member of the Cleveland Browns.

## // 2011 (TAMPA BAY)

- Saw action in 9 games (1 start) and completed 19 of 36 atts. for 246 yds. and 1 TD.
- Started in place of the injured QB Josh Freeman vs. Car. and completed 16 of 27 passes for 229 yds. and 1 TD. Also carried the ball five times for 45 yds.

## // 2010 (TAMPA BAY)

- Played in 11 games and recorded a 87.5 pass completion pct. on 14 of 16 passes for 111 yds.
- Recorded a career-high QB rating (113.2) vs. Pit. (9/26), completing 6 of 6 passes for 67 yds.

## // 2009 (TAMPA BAY)

- Saw action in 6 games (4 starts) and completed 63 of 125 passes for 685 yds. and 4 TDs.
- Made NFL debut at Buf. (9/20).
- Recorded first career completion on a 6-yd. pass to WR Antonio Bryant in the 4th qtr. vs. NYG (9/27).
- Made first career NFL start at Was. (10/4), completing 13 of 22 passes for 106 yds. and 1 TD.
- Set career highs at Phi. (10/11) in atts. (50), completions (26), passing yds. (240) and TD passes (2). Also rushed for a game-high 40 yds. on five carries.

## // 2008 (TAMPA BAY)

- Inactive for all 16 regular season games.

// COLLEGE

Played 41 games (34 starts) at San Diego and owns the NCAA FCS record for passing efficiency (176.68 rating), and all four career USD passing records for TDs (113), completions (724), atts. (1,065) and passing yds. (9,699). Johnson was a Walter Payton Award finalist following the 2007 season, completing 206 of 301 passes for 2,988 yds. and a school-record 43 TD passes. He led the nation in total offense, passing efficiency and points responsible for. In 2006, Johnson received consensus All-American and unanimous All-Pioneer Football League first-team recognition. The Division 1-AA Offensive Player of the Year by The NFL Draft Report was also selected the PFL's Offensive Player of the Year in 2006-07. He led the nation in passing efficiency (169.02 rating), connecting on 246 of 371 atts. for 3,320 yds. and 34 TDs. He also picked up 720 yds. and 11 TDs on 107 carries and caught two passes for 27 yds. and a TD. Johnson took over starting duties in 2005 and was named a first-team All-American choice by The Sports Network, and Division 1-AA Offensive Back of the Year by the Football Gazette. He completed 260 of 371 passes., setting then school-records for pass completion pct. (70.1), yds. passing (3,256) and TD passes (36). He finished 2nd nationally with a 171.51 passing efficiency rating and ranked 5th with an avg. of 302.92 yds. per game in total offense. As a freshman (2004), Johnson appeared in seven games and completed 12 of 22 passes for 135 yds. He added 39 yds. and 2 TDs on 13 carries.

// PERSONAL

- Attended Oakland Tech (CA) HS, where he earned first-team all-city, Oakland Chamber of Commerce Prep of the Month and Most Improved Player honors.
- As a senior, totaled 1,900 yds. and 22 TDs with just 2 INTs.
- Was an honorable mention all-city choice in basketball.
- Born Josh Johnson (5/15/86) in Oakland, CA.
- Majored in communications with a minor in business administration.

JOHNSON'S CAREER STATISTICS

YEAR	TEAM	GP	GS	PASSING										RUSHING				
				ATT	CMP	PCT	YDS	TD	INT	LG	SK	LST	RTG	ATT	YDS	AVG	LG	TD
2008	TB	0	0	0	0	0.0	0	0	0	-	0	0	-	0	0	-	-	0
2009	TB	6	4	125	63	50.4	685	4	8	35	11	59	50.9	22	148	6.7	29	0
2010	TB	11	0	16	14	87.5	111	0	0	22	2	8	95.6	4	39	9.8	14	0
2011	TB	9	1	36	19	52.8	246	1	2	42	3	24	60.6	11	67	6.1	14	0
2012	CLE	1	0	0	0	0.0	0	0	0	-	1	8	-	0	0	-	-	0
2013	CIN	2	0	0	0	0.0	0	0	0	-	0	0	-	7	20	2.9	29	0
<b>TOTALS</b>		<b>29</b>	<b>5</b>	<b>177</b>	<b>96</b>	<b>54.2</b>	<b>1,042</b>	<b>5</b>	<b>10</b>	<b>42</b>	<b>17</b>	<b>99</b>	<b>57.7</b>	<b>44</b>	<b>274</b>	<b>6.2</b>	<b>29</b>	<b>0</b>

PLAYOFFS

YEAR	TEAM	GP	GS	PASSING										RUSHING				
				ATT	CMP	PCT	YDS	TD	INT	LG	SK	LST	RTG	ATT	YDS	AVG	LG	TD
2013	CIN	0	0	0	0	-	0	0	0	-	0	0	-	0	0	-	-	0
<b>TOTALS</b>		<b>0</b>	<b>0</b>	<b>0</b>	<b>0</b>	<b>-</b>	<b>0</b>	<b>0</b>	<b>0</b>	<b>-</b>	<b>0</b>	<b>0</b>	<b>-</b>	<b>0</b>	<b>0</b>	<b>-</b>	<b>-</b>	<b>0</b>

Additional Statistics:

Fumbles-Lost - 8-2: 7-1 in 2009, 1-1 in 2011

Milestones:

NFL Debut: at Buf. (9/20/09); First Career Start: at Was. (10/4/09); First Passing TD: at Was. (10/4/09 - 8-yd. pass to WR Antonio Bryant)

JOHNSON'S CAREER HIGHS

Passes Attempted: 50 at Phi. (10/11/09)  
 Completions: 26 at Phi. (10/11/09)  
 Passing Yards: 240 at Phi. (10/11/09)  
 Long Pass: 42 vs. Car. (12/4/11)  
 QB Rating: 113.2 vs. Pit. (9/26/10)

Touchdowns: 2 at Phi. (10/11/09)  
 Rushes Attempted: 8 vs. Car. (10/18/09)  
 Rushing Yards: 45 (2 times) Last vs. Car. (12/4/11)  
 Long Rush: 29 at Phi. (10/11/09)



**JOHNSON'S GAME-BY-GAME**

Only games Johnson has appeared in on offense are listed

**2009 (Tampa Bay)**

Date	Opp	W/L	P/S	Att	Cmp	Pct	Yds	TD	Int	Lg	Sk/Yds	Rtg	Rsh	Yds	TD	Total Net Yds.	Pct. Offense
Sep 20	at Buf	L	1/0	0	0	0.0	0	0	0	0	0/0	0.0	0	0	0	0	0.0
Sep 27	NYG	L	1/0	10	4	40.0	36	0	0	15	0/0	50.4	1	15	0	51	59.3
Oct 4	at Was	L	1/1	22	13	59.1	106	1	1	27	3/6	67.6	7	41	0	141	61.6
Oct 11	at Phi	L	1/1	50	26	52.0	240	2	3	31	3/22	53.8	5	40	0	258	85.1
Oct 18	Car	L	1/1	17	11	64.7	147	0	1	29	4/26	67.5	8	45	0	166	67.8
Oct 25	NE	L	1/1	26	9	34.6	156	1	3	35	1/5	29.2	1	7	0	158	65.8
<b>TOTALS</b>			<b>6/4</b>	<b>125</b>	<b>63</b>	<b>50.4</b>	<b>685</b>	<b>4</b>	<b>8</b>	<b>35</b>	<b>11/59</b>	<b>50.9</b>	<b>22</b>	<b>148</b>	<b>0</b>	<b>774</b>	<b>53.2</b>

**2010 (Tampa Bay)**

Date	Opp	W/L	P/S	Att	Cmp	Pct	Yds	TD	Int	Lg	Sk/Yds	Rtg	Rsh	Yds	TD	Total Net Yds.	Pct. Offense
Sep 26	Pit	L	1/0	6	6	100.0	67	0	0	22	1/7	113.2	1	7	0	67	22.1
Oct 10	at Cin	W	1/0	2	2	100.0	4	0	0	4	0/0	79.2	0	0	0	4	1.0
Oct 17	NO	L	1/0	4	2	50.0	17	0	0	15	1/1	61.5	1	11	0	27	9.7
Nov 14	Car	W	1/0	0	0	0.0	0	0	0	0	0/0	0.0	1	14	0	14	3.3
Nov 21	at SF	W	1/0	1	1	100.0	7	0	0	7	0/0	95.8	1	7	0	14	4.7
Nov 28	at Bal	L	1/0	0	0	0.0	0	0	0	0	0/0	0.0	0	0	0	0	0.0
Dec 5	Atl	L	1/0	0	0	0.0	0	0	0	0	0/0	0.0	0	0	0	0	0.0
Dec 12	at Was	W	1/0	0	0	0.0	0	0	0	0	0/0	0.0	0	0	0	0	0.0
Dec 19	Det	L	1/0	1	1	100.0	1	0	0	1	0/0	79.2	0	0	0	1	0.2
Dec 26	Sea	W	1/0	2	2	100.0	15	0	0	15	0/0	97.9	0	0	0	15	3.4
Jan 2	at NO	W	1/0	0	0	0.0	0	0	0	0	0/0	0.0	0	0	0	0	0.0
<b>TOTALS</b>			<b>11/0</b>	<b>16</b>	<b>14</b>	<b>87.5</b>	<b>111</b>	<b>0</b>	<b>0</b>	<b>22</b>	<b>2/8</b>	<b>95.6</b>	<b>4</b>	<b>39</b>	<b>0</b>	<b>142</b>	<b>4.1</b>

**2011 (Tampa Bay)**

Date	Opp	W/L	P/S	Att	Cmp	Pct	Yds	TD	Int	Lg	Sk/Yds	Rtg	Rsh	Yds	TD	Total Net Yds.	Pct. Offense
Sep 11	Det	L	1/0	3	1	33.3	7	0	0	7	0/0	42.4	1	2	0	9	2.9
Oct 3	Ind	W	1/0	0	0	0.0	0	0	0	0	0/0	0.0	1	8	0	8	1.7
Oct 9	at SF	L	1/0	2	1	50.0	7	0	0	7	1/2	58.3	0	0	0	5	1.8
Nov 6	at NO	L	1/0	0	0	0.0	0	0	0	0	0/0	0.0	1	1	0	1	0.2
Nov 13	Hou	L	1/0	2	0	0.0	0	0	0	0	0/0	0.0	1	0	0	0	0.0
Nov 27	at Ten	L	1/0	0	0	0.0	0	0	0	0	0/0	0.0	1	6	0	6	1.9
Dec 4	Car	L	1/1	27	16	59.3	229	1	1	42	2/22	83.7	5	45	0	252	88.4
Dec 11	at Jax	L	1/0	2	1	50.0	3	0	1	3	0/0	16.7	0	0	0	3	1.0
Jan 1	at Atl	L	1/0	0	0	0.0	0	0	0	0	0/0	0.0	1	5	0	5	1.7
<b>TOTALS</b>			<b>9/1</b>	<b>36</b>	<b>19</b>	<b>52.8</b>	<b>246</b>	<b>1</b>	<b>2</b>	<b>42</b>	<b>3/24</b>	<b>60.6</b>	<b>11</b>	<b>67</b>	<b>0</b>	<b>289</b>	<b>10.3</b>

**2012 (Cleveland)**

Date	Opp	W/L	P/S	Att	Cmp	Pct	Yds	TD	Int	Lg	Sk/Yds	Rtg	Rsh	Yds	TD	Total Net Yds.	Pct. Offense
SIGNED TO CLE ACTIVE ROSTER ON 12/26																	
Dec 30	at Pit	L	1/0	0	0	0.0	0	0	0	0	1/8	0.0	0	0	0	-8	-2.5
<b>TOTALS</b>			<b>1/0</b>	<b>0</b>	<b>0</b>	<b>0.0</b>	<b>0</b>	<b>0</b>	<b>0</b>	<b>0</b>	<b>1/8</b>	<b>0.0</b>	<b>0</b>	<b>0</b>	<b>0</b>	<b>-8</b>	<b>-2.5</b>

**2013 (Cincinnati)**

Date	Opp	W/L	P/S	Att	Cmp	Pct	Yds	TD	Int	Lg	Sk/Yds	Rtg	Rsh	Yds	TD	Total Net Yds.	Pct. Offense
Oct 27	NYJ	W	1/0	0	0	0.0	0	0	0	0	0/0	0.0	3	17	0	17	4.2
Dec 22	Min	W	1/0	0	0	0.0	0	0	0	0	0/0	0.0	4	3	0	3	0.1
<b>TOTALS</b>			<b>2/0</b>	<b>0</b>	<b>0</b>	<b>0.0</b>	<b>0</b>	<b>0</b>	<b>0</b>	<b>0</b>	<b>0/0</b>	<b>0.0</b>	<b>7</b>	<b>20</b>	<b>0</b>	<b>20</b>	<b>2.2</b>



# STEVIE JOHNSON

WR

HT 6-2

WT 207

COLLEGE KENTUCKY

BORN 7.22.86 // SAN FRANCISCO, CA // ANGELO RODRIGUEZ HS, FARIFIELD, CA  
7TH YEAR // ACQUIRED TRADE IN '14 - BUF.

A native of Fairfield, CA, Stevie Johnson joins the 49ers in 2014 via a draft-day trade with the Buffalo Bills. After spending his first six seasons in the NFL in Buffalo, Johnson became the first player in Bills history to register consecutive 1,000-yard receiving seasons, reaching the milestone in three straight years (1,073 in 2010; 1,004 in 2011; 1,046 in 2012). Johnson has developed into a consistent threat, recording more than 50 receptions in each of the past four seasons. The former Kentucky Wildcat and 2007 First-Team All-SEC selection provides the 49ers with another experienced scoring threat as he has recorded 28 career receiving touchdowns.

## // TRANSACTIONS

Originally drafted in the 7th round (224th overall) by Buf. in 2008... Signed a five-year extension with Buf. on 3/5/12...Traded to SF on 5/9/14.

## // GOLDMINE

- During his time with Buffalo, Johnson was very active in the community. He attended the 8th annual Play 60 Challenge Kickoff Event and spoke to 2,500 elementary school students about the importance of eating healthy and exercising. He was also a celebrity judge in the Tim Horton's Donut Duel contest, which raised money to keep Luna the polar bear in the Buffalo Zoo.
- To many, selecting a jersey number seems like a rather unimportant part of sports. However, for some players like Stevie Johnson, the number they wear can mean much more. On his first day at the University of Kentucky, Johnson was offered several number options in the 80s, a typical choice for a wide receiver. But when the equipment manager also mentioned that 13 was available, he jumped on it. "I felt like it was a number that people thought was irrelevant," Johnson said. "And I wanted to make a name for that 13." In addition to serving as a reminder of where he came from, 13 is important to him for another reason. His wife, Britney, also likes it. "I call her 'B.' And you take a 1 and a 3 and slide them together. That's a B," he explained. "And now I'm representing my family."
- Stevie Johnson has a passion for music and even released a rap song himself by teaming up with popular musician, The Game. He has bloodlines to the music industry as his cousin is Bay Area rapper Ya Boy and his stepfather, Andre Lewis, is a music producer.

## // CAREER HIGHLIGHTS

- Led the Buffalo Bills in rec. yds. in 2010, 2011 and 2012, while recording 1,000+ yds. each season.

## // 2013 (BUFFALO)

- Recorded 52 receptions, for 597 yds. and 3 TDs in 12 starts.
- Tallied 1 TD and season highs in receptions. (8) and rec. yds. (111) in a win vs. Car. (9/15).
- Tied for team highs in receptions. (7) and rec. yds. (72) and added his 3rd TD of the season at NO (10/27).

## // 2012 (BUFFALO)

- Started all 16 games and notched 79 receipts. for 1,046 yds. and 6 TDs.
- Caught a TD pass in each of the team's first 3 games [at NYJ (9/9); vs. KC (9/16); at Cle. (9/23)].
- Tallied 6 receipts. for 106 yds. (17.7 avg.) in Week 11 at Ind. (11/25).
- Set season highs in receipts. (8) and rec. yds. (115) to go along with 1 TD vs. Sea. (12/16).
- In a Week 17 victory vs. NYJ (12/30), recorded 6 receipts. for 111 yds.

## // 2011 (BUFFALO)

- Started 16 games and tallied 76 receipts. for 1,004 yds. and 7 TDs.
- Recorded a rec. TD in each of the team's first 3 games [at KC (9/11); vs. Oak. (9/18); vs. NE (9/25)].
- Caught 8 receipts. for a team-high 96 yds. and 1 TD vs. Oak. (9/18).
- Notched a team-high 8 receipts. for 94 yds. and 1 TD vs. NE (9/25).
- Had a team-high 8 receipts. for 75 yds. and 1 TD at NYJ (11/27).
- Set a season-high 29.0 yds. per receipt. avg. at SD (12/11), catching 4 passes for 116 yds.
- Caught 4 passes for 92 yds., including a season-long receipt. of 55 yds. vs. Den. (12/24).

## // 2010 (BUFFALO)

- Appeared in 16 games (13 starts), finishing with 82 receipts. for 1,073 yds. and 10 TDs.
- Notched at least 3 receipts. in every game.
- Tallied at least 1 TD receipt. in 5 straight games [at NE (9/26); vs. NYJ (10/3); vs. Jax (10/10); at Bal. (10/24); at KC (10/31)].
- Recorded 2 rec. TDs vs. Jax (10/10), marking the first multi-TD game of his career.
- Notched 8 receipts. for a season-high 158 yds. at Bal. (10/24).
- Had a season-high 11 receipts. for 145 yds. vs. Chi. (11/7).
- Recorded 8 receipts. for 137 yds. and a career-best 3 TDs at Cin. (11/21). It marked his first career game with 3+ TDs.
- Had a team-high 7 receipts. for 68 yds. vs. Pit. (11/28).
- Set team highs in receipts. (6) and rec. yds. (69) while adding 1 TD at Mia. (12/19).
- Led the team in receipts. (5) and rec. yds. (72) at NYJ (1/2/11).

## // 2009 (BUFFALO)

- Played in 5 games and caught 2 passes for 10 yds.

## // 2008 (BUFFALO)

- Appeared in 10 games, making 1 start, and recorded 10 receipts. for 102 yds. and 2 TDs.
- Made his NFL debut at Arz. (10/5) and recorded 1 receipt. for 8 yds.
- Tallied his first career TD receipt. at NYJ (12/14) and registered another the following week at Den. (12/21).

**// COLLEGE**

Played in all 26 games over 2 seasons at the University of Kentucky after transferring from Chabot College (CA). Recorded a total of 73 repts. for 1,211 yds. (16.6 avg.) and 14 TDs. In 2007, tallied 61 repts. for 1,052 yds. (17.2 avg.) and a team-high 13 TDs. Ranked 2nd in the SEC with an avg. of 80.8 rec. yds. per game. Named First-Team All-SEC by College Football News. Caught multiple game-winning TDs, including one for 7 yds. in triple OT vs. No. 1 ranked LSU. In 2006, caught 12 passes for 159 yds. and 1 TD. At Chabot College in 2005, recorded 73 repts., which ranked 4th in the nation among JUCO players, for 1,060 yds. and 12 TDs. Named First-Team All-Golden Gate Conference and Second-Team All American. As a freshman in 2004, had 32 repts. for 607 yds. and 6 TDs and was named Second-Team All-GGC.

**// PERSONAL**

- Attended Angelo Rodriguez (Fairfield, CA) HS, where he earned all-state and first-team all-conference honors after starring on the football team for two years. Played RB as a junior and QB as a senior, in addition to playing S, LB and DE.
- Also played basketball for two years and was named second-team all-conference.
- Named the Most Valuable Player of the East-West Shrine All-Star Game following his senior season
- He and his wife, Britney, have two daughters, Miyah and Mia Bella, and one son, Steve.
- Is the cousin of Bay Area rapper Ya Boy.
- Majored in sociology.
- Born Steve Johnson on 7/22/86 in San Francisco, CA.

**// INJURY REPORT**

- 2009:** Inactive vs. Ind. (1/3/10) with an ankle injury.
- 2013:** Inactive vs. NYJ (11/17) with a groin injury.

**JOHNSON'S CAREER STATISTICS**

YEAR	TEAM	GP	GS	NO	RECEIVING				ATT	RUSHING			
					YDS	AVG	LG	TD		YDS	AVG	LG	TD
2008	Buf	10	1	10	102	10.2	21	2	1	6	6.0	6	0
2009	Buf	5	0	2	10	5.0	5	0	0	0	-	-	0
2010	Buf	16	13	82	1,073	13.1	45	10	0	0	-	-	0
2011	Buf	16	16	76	1,004	13.2	55	7	0	0	-	-	0
2012	Buf	16	16	79	1,046	13.2	63	6	0	0	-	-	0
2013	Buf	12	12	72	597	11.5	45	3	1	10	10.0	10	0
<b>TOTALS</b>		<b>75</b>	<b>58</b>	<b>301</b>	<b>3,832</b>	<b>12.7</b>	<b>63</b>	<b>28</b>	<b>2</b>	<b>16</b>	<b>8.0</b>	<b>10</b>	<b>0</b>

**Additional Statistics:**

**Fumble – Lost:** 3–3: 1–1 in 2011, 1–1 in 2012, 1–1 in 2013.

**Milestones:**

**NFL Debut:** at Arz. (10/5/08); **First Start:** vs. Cle. (11/17/08); **First Reception:** at Arz. (10/5/08 – 8–yd. pass from QB J.P. Losman); **First TD Reception:** at NYJ (12/14/08 – 2–yd. pass from QB J.P. Losman); **100–yd. Games:** 8, Last vs. Car. (9/15/13 – 111 yds.); **Reached 1,000 career rec. yds.:** at Mia. (12/19/10); **Reached 2,000 career rec. yds.:** vs. Mia. (12/18/11); **Reached 3,000 career rec. yds.:** vs. Sea. (12/16/12).

**JOHNSON'S CAREER HIGHS**

**Receptions:** 11 vs. Chi. (11/7/10)

**Receiving Yards:** 158 at Bal. (10/24/10)

**Rushes:** 1 (2 times) Last vs. KC (11/3/13)

**Long Rush:** 10 vs. KC (11/3/13)

**Long Reception:** 63 at Ind. (11/25/12)

**TD Receptions:** 3 at Cin. (11/21/10)

**JOHNSON'S GAME-BY-GAME**

2008 (Buffalo)										2009 (Buffalo)									
Date	Opp	W/L	P/S	Rec	Yds	Avg	Lg	TD		Date	Opp	W/L	P/S	Rec	Yds	Avg	Lg	TD	
Sep 7	Sea	W	-	-	INACTIVE	-	-	-		Sep 14	at NE	L	-	-	INACTIVE	-	-	-	
Sep 14	at Jax	W	-	-	INACTIVE	-	-	-		Sep 20	TB	W	-	-	INACTIVE	-	-	-	
Sep 21	Oak	W	-	-	INACTIVE	-	-	-		Sep 27	NO	L	-	-	INACTIVE	-	-	-	
Sep 28	at StL	W	-	-	DID NOT PLAY	-	-	-		Oct 4	at Mia	L	-	-	INACTIVE	-	-	-	
Oct 5	at Arz	L	1/0	1	8	8.0	8	0		Oct 11	Cle	L	-	-	INACTIVE	-	-	-	
Oct 19	SD	W	-	-	INACTIVE	-	-	-		Oct 18	at NYJ	W	1/0	0	0	-	-	0	
Oct 26	at Mia	L	-	-	INACTIVE	-	-	-		Oct 25	at Car	W	1/0	0	0	-	-	0	
Nov 2	NYJ	L	1/0	1	8	8.0	8	0		Nov 1	Hou	L	1/0	1	5	5.0	5	0	
Nov 9	at NE	L	1/0	1	15	15.0	15	0		Nov 15	at Ten	L	1/0	1	5	5.0	5	0	
Nov 17	Cle	L	1/1	3	41	13.7	21	0		Nov 22	at Jax	L	-	-	INACTIVE	-	-	-	
Nov 23	at KC	W	1/0	0	0	-	-	0		Nov 29	Mia	W	-	-	INACTIVE	-	-	-	
Nov 30	SF	L	1/0	0	0	-	-	0		Dec 3	NYJ	L	-	-	INACTIVE	-	-	-	
Dec 7	Mia	L	1/0	1	14	14.0	14	0		Dec 13	at KC	W	-	-	INACTIVE	-	-	-	
Dec 14	at NYJ	L	1/0	2	13	6.5	11	1		Dec 20	NE	L	-	-	INACTIVE	-	-	-	
Dec 21	at Den	W	1/0	1	3	3.0	3t	1		Dec 27	at Atl	L	1/0	0	0	-	-	0	
Dec 28	NE	L	1/0	0	0	-	-	0		Jan 3	Ind	W	-	-	INACTIVE (Ankle)	-	-	-	
<b>TOTALS</b>			<b>10/1</b>	<b>10</b>	<b>102</b>	<b>10.2</b>	<b>21</b>	<b>2</b>		<b>TOTALS</b>			<b>5/0</b>	<b>2</b>	<b>10</b>	<b>5.0</b>	<b>5</b>	<b>0</b>	

JOHNSON'S GAME-BY-GAME

2010 (Buffalo)

Date	Opp	W/L	P/S	Rec	Yds	Avg	Lg	TD
Sep 12	Mia	L	1/1	3	40	13.3	19	0
Sep 19	at GB	L	1/0	3	31	10.3	15	0
Sep 26	at NE	L	1/1	3	66	22.0	37t	1
Oct 3	NYJ	L	1/0	3	31	10.3	13t	1
Oct 10	Jax	L	1/0	5	46	9.2	15	2
Oct 24	at Bal	L	1/1	8	158	19.8	43	1
Oct 31	at KC	L	1/1	5	37	7.4	12	1
Nov 7	Chi	L	1/1	11	145	13.2	45	0
Nov 14	Det	W	1/1	3	37	12.3	19	0
Nov 21	at Cin	W	1/1	8	137	17.1	36	3
Nov 28	Pit	L	1/1	7	68	9.7	18	0
Dec 5	at Min	L	1/1	2	36	18.0	28	0
Dec 12	Cle	W	1/1	5	42	8.4	20	0
Dec 19	at Mia	W	1/1	6	69	11.5	18	1
Dec 26	NE	L	1/1	5	58	11.6	16	0
Jan 2	at NYJ	L	1/1	5	72	14.4	33	0
<b>TOTALS</b>			<b>16/13</b>	<b>82</b>	<b>1,073</b>	<b>13.1</b>	<b>45</b>	<b>10</b>

2012 (Buffalo)

Date	Opp	W/L	P/S	Rec	Yds	Avg	Lg	TD
Sep 9	at NYJ	L	1/1	4	55	13.8	29t	1
Sep 16	KC	W	1/1	2	56	28.0	49t	1
Sep 23	at Cle	W	1/1	7	61	8.7	18	1
Sep 30	NE	L	1/1	2	23	11.5	16	0
Oct 7	at SF	L	1/1	6	39	6.5	14	0
Oct 14	at Arz	W	1/1	6	82	13.7	23	0
Oct 21	Ten	L	1/1	5	71	14.2	27t	1
Nov 4	at Hou	L	1/1	3	29	9.7	14	0
Nov 11	at NE	L	1/1	6	86	14.3	21	0
Nov 15	Mia	W	1/1	6	79	13.2	16	0
Nov 25	at Ind	L	1/1	6	106	17.7	63	0
Dec 2	Jax	W	1/1	2	18	9.0	13t	1
Dec 9	StL	L	1/1	6	71	11.8	34	0
Dec 16	Sea	L	1/1	8	115	14.4	25	1
Dec 23	at Mia	L	1/1	4	44	11.0	15	0
Dec 30	NYJ	W	1/1	6	111	18.5	37	0
<b>TOTALS</b>			<b>16/16</b>	<b>79</b>	<b>1,046</b>	<b>13.2</b>	<b>63</b>	<b>6</b>

2011 (Buffalo)

Date	Opp	W/L	P/S	Rec	Yds	Avg	Lg	TD
Sep 11	at KC	W	1/1	4	66	16.5	27t	1
Sep 18	Oak	W	1/1	8	96	12.0	19	1
Sep 25	NE	W	1/1	8	94	11.8	33	1
Oct 2	at Cin	L	1/1	4	58	14.5	44	0
Oct 9	Phi	W	1/1	4	29	7.3	12	0
Oct 16	at NYG	L	1/1	5	39	7.8	12	1
Oct 30	Was	W	1/1	6	57	9.5	17	0
Nov 6	NYJ	L	1/1	3	84	28.0	52	0
Nov 13	at Dal	L	1/1	2	8	4.0	6	0
Nov 20	at Mia	L	1/1	2	16	8.0	10	0
Nov 27	at NYJ	L	1/1	8	75	9.4	16	1
Dec 4	Ten	L	1/1	5	52	10.4	22	1
Dec 11	at SD	L	1/1	4	116	29.0	53	0
Dec 18	Mia	L	1/1	5	82	16.4	22	0
Dec 24	Den	W	1/1	4	92	23.0	55	0
Jan 1	at NE	L	1/1	4	40	10.0	18t	1
<b>TOTALS</b>			<b>16/16</b>	<b>76</b>	<b>1,004</b>	<b>13.2</b>	<b>55</b>	<b>7</b>

2013 (Buffalo)

Date	Opp	W/L	P/S	Rec	Yds	Avg	Lg	TD
Sep 8	NE	L	1/1	3	39	13.0	18t	1
Sep 15	Car	W	1/1	8	111	13.9	45	1
Sep 22	at NYJ	L	1/1	6	86	14.3	23	0
Sep 29	Bal	W	1/1	1	-1	-1.0	-1	0
Oct 3	at Cle	L	1/1	2	19	9.5	13	0
Oct 13	Cin	L	-	-	INACTIVE	-	-	-
Oct 20	at Mia	W	1/1	6	61	10.2	17	0
Oct 27	at NO	L	1/1	7	72	10.3	17	1
Nov 3	KC	L	1/1	5	36	7.2	13	0
Nov 10	at Pit	L	1/1	3	48	16.0	23	0
Nov 17	NYJ	W	-	-	INACTIVE (Groin)	-	-	-
Dec 1	Atl	L	1/1	5	55	11.0	15	0
Dec 8	at TB	L	1/1	5	67	13.4	33	0
Dec 15	at Jax	W	1/1	1	4	4.0	4	0
Dec 22	Mia	W	-	-	INACTIVE	-	-	-
Dec 29	at NE	L	-	-	INACTIVE	-	-	-
<b>TOTALS</b>			<b>12/12</b>	<b>52</b>	<b>597</b>	<b>11.5</b>	<b>45</b>	<b>3</b>



# COLIN KAEPERNICK

**QB**
**HT 6-4**
**WT 230**
**COLLEGE NEVADA**
**BORN 11.3.87 // MILWAUKEE, WI // PITMAN HS, TURLOCK, CA  
4TH YEAR // ACQUIRED D-2 IN '11**

Colin Kaepernick quickly grew into one of the most exciting and explosive players in the NFL after taking over the reins of the 49ers offense in Week 11 of the 2012 season. He continued that trend in 2013, rushing for second most yards (524) by a quarterback in a single season in franchise history, while becoming the first 49ers quarterback to throw 20 touchdown passes in a season since 2002 (Jeff Garcia). Kaepernick is just the fourth quarterback in NFL history to win each of his first three playoff starts on the road. In six postseason starts, he has registered the second most career rushing yards (507) by a quarterback in NFL postseason history, and also holds three of the top five postseason single-game rushing marks by a quarterback. Kaepernick guided the 49ers to the NFC Championship and a berth in Super Bowl XLVII in just his 10th career start, the third fewest of any starting Super Bowl quarterback. In 2012, he went 7-3 as a starter and posted a QB rating of 90.0-or-better in 8 of his 10 games started. Kaepernick also tallied three rushes of 50-or-more yards, including the postseason, and had 22 completions of at least 25 yards. He set the all-time single-game rushing record (regular or postseason) for a QB with 181 yards against the Green Bay Packers (1/12/13) in the NFC Divisional Playoff game.

## // TRANSACTIONS

Originally a 2nd-round (36th overall) draft choice by SF in 2011... Signed a six-year contract extension through 2020 on 6/4/14.

## // AWARDS & HONORS

**2012:** USA Today All-Joe Team

**2013:** USA Today All-Joe Team

## // GOLDMINE

- In July of 2013, Kaepernick held his first annual Against All Odds golf tournament at Del Rio Country Club in Modesto, CA, to benefit Camp Taylor, a camp for children with heart defects. The inaugural event raised over \$200,000 to assist children and their families through Camp Taylor.
- In the summer of 2010, Kaepernick was drafted by the Chicago Cubs in the 2009 MLB Draft and was offered \$30,000 to go to Arizona for a month and throw a few bullpen sessions. Looking ahead to his senior season as Nevada's quarterback, he declined the offer saying, "What would that say about me as a leader of the team?"

## // GOLDMINE (CONTINUED)

- One of Kaepernick's hobbies and favorite activities off the field is collecting and watching movies. "I own around 250 movies," said Kaepernick. His favorites are no surprise; action and comedy, specifically the movie Step Brothers. What might be a surprise to some people is that the 6-4, 250 lb QB also enjoys watching cartoons and Disney movies. "Some movies I own that most people wouldn't think I like are The Incredibles, Finding Nemo, Despicable Me and How To Train Your Dragon."
- Even as a 4th grade student at Dutcher Elementary School in Turlock, CA, Kaepernick knew he was going to play for the 49ers. In a letter that students had to write to their future selves, despite his small stature at the time, he saw something special in himself. He wrote, "I'm 5-2, 91 lbs and a good athlete. I think in 7 years i will be between 6 ft. to 6-4, 140 lbs. I hope I go to a good college in football, then go to the pros and play on the Niners or the Packers, even if they aren't good in seven years."

## // CAREER HIGHLIGHTS

- In his first career postseason start, set the NFL single-game rushing record (regular season and playoffs) by a QB with 181 yds. vs. GB (1/12/13). It was also the 49ers single-game postseason rushing record.

### MOST SINGLE-GAME RUSHING YARDS BY A QB IN NFL REGULAR SEASON & POSTSEASON HISTORY

Player	Date	Opp.	Yds.
<b>1. Colin Kaepernick, SF</b>	<b>1/12/2013</b>	<b>vs. GB</b>	<b>181</b>
2. Michael Vick, Atl.	12/1/2002	at Min.	173
3. Michael Vick, Atl.	11/26/2006	vs. NO	166
4. Tobin Rote, GB	11/18/1951	at Chi.	150
5. Michael Vick, Atl.	12/7/2003	vs. Car.	141

- In just 6 career postseason games, Kaepernick has already notched the 2nd most rushing yds. by a QB in NFL postseason history.

### MOST CAREER RUSHING YARDS BY A QB IN NFL POSTSEASON HISTORY

Player	Gms.	Atts.	Yds.
1. Steve Young	20	96	594
<b>2. Colin Kaepernick</b>	<b>6</b>	<b>51</b>	<b>507</b>
3. John Elway	22	94	461
4. Roger Staubach	19	76	432
5. Donovan McNabb	16	72	422

- His 58-yd. run at Sea. (1/19/14) was the longest run by a QB in NFL postseason history, and was also the longest run by a 49ers QB in franchise history (regular season and playoffs).
- Recorded the two longest runs by a QB in 49ers regular season history with 50-yd. runs in consecutive weeks [at StL (12/2/12), TD vs. Mia. (12/9/12)], surpassing QB Steve Young's 49-yd. TD run vs. Min. (10/30/88).
- Set the 49ers franchise record for most passing yds. in a season opener, as he completed 27 of 39 atts. for 412 yds., 3 TDs and a QB rating of 129.4 vs. GB (9/8/13). The previous mark was set by QB Steve Young, who threw for 363 yds. vs. NYJ (9/6/98).

**// CAREER HIGHLIGHTS (CONTINUED)**

- Rushed for 415 yds. in 2012, the t-6th highest single-season total by a QB in 49ers history.
- Super Bowl XLVII marked his 10th NFL start. His 9 starts entering the game were the 3rd fewest for a starting QB entering a Super Bowl. (NYG Jeff Hostetler - 6; LAN Vince Ferragamo - 7).
- Kaepernick's 412 passing yds. vs. GB (9/8/13) are the 11th most in a single-game in franchise history. He was the first to surpass the 400-yd. passing mark since QB Tim Rattay [417 yds. vs. Arz. (10/10/04)].
- Kaepernick tallied 51 yds. rushing vs. Atl. (12/23) in Candlestick Park's final regular season game, becoming just the 3rd QB in franchise history to rush for 500 yds. in a single season.
- Finished the 2013 regular season with 524 rushing yds., the 2nd most by a QB in franchise history.
- In 2013, Kaepernick (21) became the first 49ers QB to throw for 20+ TD passes in a season since 2002 (QB Jeff Garcia - 21).

**MOST RUSHING YDS. BY A QB  
IN A SINGLE-SEASON  
IN FRANCHISE HISTORY**

Player	YDs.
1. Steve Young (1992)	537
<b>2. Colin Kaepernick (2013)</b>	<b>524</b>
3. Bill Kilmer (1961)	509
4. Billy Kilmer (1962)	478
5. Steve Young (1998)	454

**// 2013**

- Set the 49ers franchise record for most passing yds. in a season opener, as he completed 27 of 39 atts. for 412 yds., 3 TDs and a QB rating of 129.4 vs. GB (9/8). The previous mark was set by QB Steve Young, who threw for 363 yds. vs. NYJ (9/6/98).
- Kaepernick's 412 passing yds. vs. GB (9/8) are the 11th most in a single-game in franchise history. He is the first to surpass the 400-yd. passing mark since QB Tim Rattay [417 yds. vs. Arz. (10/10/04)].
- Completed 10 of 16 passes for 164 yds. with 1 TD and registered a passer rating of 117.7 at Jax (10/27). He also added 7 carries for 54 yds. (7.7 avg.) and 2 TDs, marking his first career game with 2 rushing TDs.
- With Kaepernick and RB Frank Gore each registering 2 rushing TDs at Jax (10/27), it marked the first time the 49ers had a QB and RB each run for 2 TDs in the same game since 10/1/61 (QB Billy Kilmer - 2 TDs and HB-FB J.D. Smith - 2 TDs). The last time it happened in the NFL was on 11/9/03 (SD QB Doug Flutie - 2 TDs and RB LaDainian Tomlinson - 2 TDs). The 4 rushing TDs against the Jaguars was tied for the most by any team in the NFL in 2013.
- Kaepernick completed 15 of 24 atts. for 235 yds., 3 TDs and a career-high 134.5 QB rating at Was. (11/25). His previous QB rating high was 133.1 vs. Chi. (11/19/12).
- Notched his second-career 300+ yd. passing performance as he went 21 of 34 for 310 yds., 2 TDs and a quarterback rating of 111.2 at Arz. (12/29). With 24 yds. rushing on 4 atts., Kaepernick finished with 524 yds. on the ground during the season, which is the 2nd most by a QB in franchise history.
- Kaepernick completed 16 of 30 atts. for 227 yds. and 1 TD at GB (1/5/14 - NFC-W). He also rushed for 98 yds. on 7 carries (14.0 avg). His 98 rushing yds. are the 5th most in a single-game by a QB in NFL postseason history.

**// 2013 (CONTINUED)**

- Completed 15 of 28 passes for 196 yds. with 1 TD and a passer rating of 87.8 at Car. (1/12/14 - NFC-D). He also added 8 carries for 15 yds. and 1 TD. He now ranks t-6th in franchise history for the most career postseason rushing TDs with 4. With the win against the Panthers, Kaepernick became just the 4th QB in NFL history to win each of his first three playoff starts on the road [Jake Delhomme, Car.; Tony Eason, NE; Ben Roethlisberger, Pit.].
- Registered his 2nd career 100-yd. rushing performance in the postseason, rushing for 130 yds. on 11 carries (11.8 avg.) at Sea. (1/19/14 - NFC-C). He became the first QB in NFL postseason history to have 2 career 100-yd. rushing games [181 yds. rushing vs. GB (NFC-D) (1/12/13)]. During his career, Kaepernick has rushed for 507 yds. in the postseason, the 2nd-most rushing yds. by a quarterback in NFL postseason history. He also holds 3 of the top 5 postseason single-game rushing marks by a QB.

**// 2012**

- Notched his first career TD run on a 7-yd. score at NYJ (9/30).
- Scored on a 16-yd. TD run vs. Buf. (10/7).
- Came off the bench vs. StL (11/11), replacing injured QB Alex Smith, and completed 11 of 17 atts., for 117 yds. and a QB rating of 84.7. He also added 8 carries for 66 yds. and 1 TD. The 7-yd. TD run capped off an 81-yd. drive in the 4th qtr.
- Made his first NFL start vs. Chi. (11/19) and completed 16 of 23 passes for 243 yds., 2 TDs and a QB rating of 133.1. Connected with TE Vernon Davis on a 3-yd. TD, marking his first career TD pass. Later hooked up with WR Michael Crabtree on a 10-yd. TD.
- Completed 16 of 25 atts. for 231 yds., 1 TD, 1 INT and a QB rating of 90.6, while also adding 6 carries for 27 yds. and 1 TD at NO (11/25) in his first road victory as a starter.
- Rushed for 84 yds. on 9 carries at StL (12/2), with his longest run going for 50 yds. His 84 yds. rushing were the most by a 49ers QB since Steve Young rushed for 102 yds. vs. NO (12/23/90).
- Completed 14 of 25 attempts for 216 yds., 4 TDs and 1 INT with a QB rating of 107.7 at NE (12/16). He became the first 49er to throw 4 TD passes in a game since QB Jeff Garcia on 12/7/03 (vs. Arz. - 28-19-252-0 INTs-4 TDs).
- Completed 16 of 28 attempts at Arz. (12/30) for a career-high 276 yds., 2 TDs and a QB rating of 114.6.
- Registered a 10.6 rushing avg., the highest in the 2012 postseason.
- Became the youngest 49ers starting QB to make his playoff debut, vs. GB (1/12/13) (NFC-D), (25 years, 2 months, 9 days). Joe Montana was previously the youngest (25 years, 6 months and 23 days).
- In his first career postseason start, set the NFL single-game rushing record by a QB with 181 yds. rushing and 2 TDs on 16 carries vs. GB (1/12/13) (NFC-D). He also completed 17 of 31 atts., for 263 yds., 2 TDs and 1 INT.
- Became the 4th NFL QB to throw 2 TD passes and run for 2 TDs in a playoff game [vs. GB (1/12/13) (NFC-D)], joining Cle. QB Otto Graham (twice) and Chi. QB Jay Cutler.
- His 56-yd. TD run vs. GB (1/12/13) (NFC-D), marked the longest run by a QB in franchise postseason history and the 3rd-longest of any player in the postseason.
- Completed 16 of 21 passes (76.2 comp. pct.) for 233 yds. with 1 TD and a QB rating of 127.7 at Atl. (1/20/13) (NFC-C). His 76.2 comp. pct. ranks 3rd in franchise postseason history, and his 127.7 QB rating ranks 5th in franchise postseason history.

**// 2012 (CONTINUED)**

- Completed 16 of 28 atts. for 302 yds. 1 TD and a QB rating of 91.7 in Super Bowl XLVII vs. Bal. (2/3/13). He also had 7 carries for 62 yds. and 1 TD. His 15-yd. TD run marked the longest TD run by a QB in Super Bowl history.

**// 2011**

- Made his 49ers debut at Phi. (10/2). Saw action on one play in the 2nd qtr. in which he handed off.
- Recorded first career completion for 11 yds. to TE Delanie Walker vs. TB (10/9). Led the offense on an 11-play, 90-yd. drive that was capped off by a RB Anthony Dixon rushing TD.

**// COLLEGE**

Played in 51 games (47 starts) for the Wolf Pack and completed 740-1,271 passes for 10,098 yds, 82 TDs and 24 INTs in his career. Rushed for 4,112 yds. on 600 atts. with 59 TDs in his career at Nevada. The only QB in NCAA history to rush for over 1,000 yds. three straight seasons and tied NCAA record for most rushing TDs by a QB. Threw for 200 yds. 19 times, 300 yds. six times and 400 yds. once. Rushed for 100 yds. 16 times. Just the 6th player in NCAA history to throw for 2,000 yds. and rush for 1,000 yds. in a season, and only player to accomplish the feat in three straight seasons. In 2010, named Second-Team All-America by The NFL Draft Report, First-Team All-WAC and WAC co-Offensive POY. Started all 14 games and was 233-359-3,022-21TDs-8INTs passing (64.9 pct.), and 173-1,206-20TDs rushing. As a junior, was an Honorable Mention All-American by the NFL Draft Report, Second-Team All-WAC selection and the recipient of Nevada's Golden Helmet Award, given to the team MVP. Started 13 games and was 166 of 282 pass attempts for 20 TDs and 6 INTs, and was 161-1,183-16TDs rushing. In 2008, named Second-Team All-WAC and was named the WAC's Offensive POY. Played in 13 games (12 starts) and was 208-383-2,849-22TDs-7INTs passing and 161-1,130-22TDs rushing. Became the only QB in school history to rush for 1,000 yds. in a season. Named Freshman All-America Honorable Mention by *The Sporting News* and *College Football News*. Redshirted in 2006.

**// PERSONAL**

- Attended Pitman (Turlock, CA) HS. Was an all-state nominee in three sports (football, basketball and baseball) and earned Central California Conference MVP honors in football. He was also All-Sac-Joaquin Section, all-conference, all-district and all-academic team selection in football.
- As a senior, completed 112 of 188 passes for 1,954 yds., 25 TDs and 6 INTs, while adding 2 TDs rushing on 44 carries.
- A highly regarded baseball prospect, he was a two-time all-state pitcher and could throw a 94 mph fastball. He also threw two no-hitters during his senior year.
- Selected by the Chicago Cubs as a pitcher in the 43rd round of the 2009 MLB Draft.
- Born Colin Rand Kaepernick (11/3/87) in Milwaukee, WI.
- Majored in management.

## KAEPERNICK'S CAREER STATISTICS

YEAR	TEAM	GP	GS	PASSING										RUSHING				
				ATT	CMP	PCT	YDS	TD	INT	LG	SK	LST	RTG	ATT	YDS	AVG	LG	TD
2011	SF	3	0	5	3	60.0	35	0	0	19	0	0	81.3	2	-2	-1.0	-1	0
2012	SF	13	7	218	136	62.4	1,814	10	3	57	16	112	98.3	63	415	6.6	50t	5
2013	SF	16	16	416	243	58.4	3,197	21	8	64t	39	231	91.6	92	524	5.7	28	4
<b>TOTALS</b>		<b>32</b>	<b>23</b>	<b>639</b>	<b>382</b>	<b>59.8</b>	<b>5,046</b>	<b>31</b>	<b>11</b>	<b>64t</b>	<b>55</b>	<b>343</b>	<b>93.8</b>	<b>157</b>	<b>937</b>	<b>6.0</b>	<b>50t</b>	<b>9</b>

## PLAYOFFS

YEAR	TEAM	GP	GS	PASSING										RUSHING				
				ATT	CMP	PCT	YDS	TD	INT	LG	SK	LST	RTG	ATT	YDS	AVG	LG	TD
2011	SF	0	0	0	0	-	0	0	0	0	0	0	-	0	0	-	-	0
2012	SF	3	3	80	49	61.3	798	4	2	45	5	32	100.9	25	264	10.6	56t	3
2013	SF	3	3	82	45	54.9	576	3	3	45t	6	26	74.0	26	243	9.3	58	1
<b>TOTALS</b>		<b>6</b>	<b>6</b>	<b>162</b>	<b>94</b>	<b>58.0</b>	<b>1,374</b>	<b>7</b>	<b>5</b>	<b>45</b>	<b>11</b>	<b>58</b>	<b>87.3</b>	<b>51</b>	<b>507</b>	<b>9.9</b>	<b>58</b>	<b>4</b>

## Additional Statistics:

**Fumbles-Lost:** Regular Season 15-6; 9-2 in 2012; 6-4 in 2013; Postseason 4-1; 1-0 in 2012; 3-1 in 2013

## Milestones:

**NFL Debut:** at Phi. (10/2/11); **First Rushing TD:** at NYJ (9/30/12); **First Career Start:** vs. Chi. (11/19/12); **First Passing TD:** vs. Chi. (11/19/12 - 3-yd. pass to TE Vernon Davis); **300-yd. Passing Game:** 2, Last at Arz. (12/29/13 - 310 yds.); **400-yd. Passing Game:** 1, vs. GB (9/8/13 - 412 yds.)

## KAEPERNICK'S CAREER HIGHS

**Passes Attempted:** Regular Season - 39 vs. GB (9/8/12); Postseason - 31 vs. GB (1/12/13)

**Completions:** Regular Season - 27 vs. GB (9/8/13); Postseason - 17 vs. GB (1/12/13)

**Completion Percentage:** Regular Season - 78.3 (18 of 23) vs. Mia. (12/9/12); Postseason - 76.2 (16 of 21) at Atl. (1/20/13)

**Passing Yards:** Regular Season - 412 vs. GB (9/8/13); Postseason - 302 vs. Bal. (2/3/13)

**Long Pass:** Regular Season - 64t vs. Hou. (10/6/13); Postseason - 45 (2 times) Last at Car. (1/12/14)

**QB Rating:** Regular Season -134.5 at Was. (11/25/13); Postseason - 127.7 at Atl. (1/20/13)

**Passing Touchdowns:** Regular Season - 4 at NE (12/16/12); Postseason - 2 vs. GB (1/12/13)

**Rushes:** Regular Season - 11 at Ten. (10/20/13); Postseason - 16 vs. GB (1/12/13)

**Rushing Yards:** Regular Season - 87 at Sea. (9/15/13); Postseason - 181 vs. GB (1/12/13)

**Long Rush:** Regular Season - 50 (2 times) Last vs. Mia. (12/9/12); Postseason - 58 at Sea. (1/19/14)

**Rushing Touchdowns:** Regular Season - 2 at Jax (10/27/13); Postseason - 2 vs. GB (1/12/13)



## KAEPERNICK'S GAME-BY-GAME

Only games Kaepernick has appeared in on offense are listed

														Total	Pct.		
														Net Yds.	Offense		
Date	Opp	W/L	P/S	Att	Cmp	Pct	Yds	TD	Int	Lg	Sk/Yds	Rtg	Rsh	Yds	TD	Net Yds.	Offense
<b>2011</b>																	
Oct 2	at Phi	W	1/0	0	0	0.0	0	0	0	0	0/0	–	0	0	0	0	0.0
Oct 9	TB	W	1/0	3	3	100.0	35	0	0	19	0/0	115.3	2	–2	0	33	12.6
Dec 4	StL	W	1/0	2	0	0.0	0	0	0	0	0/0	0.0	0	0	0	0	0.0
<b>TOTALS</b>			<b>3/0</b>	<b>5</b>	<b>3</b>	<b>60.0</b>	<b>35</b>	<b>0</b>	<b>0</b>	<b>19</b>	<b>0/0</b>	<b>81.3</b>	<b>2</b>	<b>–2</b>	<b>0</b>	<b>33</b>	<b>12.6</b>
<b>2012</b>																	
Sep 9	at GB	W	1/0	0	0	–	0	0	0	0	0/0	–	1	17	0	17	4.5
Sep 30	at NYJ	W	1/0	1	0	0.0	0	0	0	0	0/0	39.6	5	50	1	50	13.2
Oct 7	Buf	W	1/0	1	1	100.0	7	0	0	7	0/0	95.8	4	39	1	46	7.4
Oct 14	NYG	L	1/0	7	4	57.1	82	0	0	36	2/17	98.6	2	6	0	71	22.6
Oct 18	Sea	W	1/0	0	0	–	0	0	0	0	0/0	–	1	–1	0	–1	0.0
Nov 11	StL	T	1/0	17	11	64.7	117	0	0	20	3/22	84.7	8	66	1	161	47.2
Nov 19	Chi	W	1/1	23	16	69.6	243	2	0	57	1/7	133.1	4	12	0	248	69.9
Nov 25	at NO	W	1/1	25	16	64.0	231	1	1	45	0/0	90.6	6	27	1	258	68.8
Dec 2	at StL	L	1/1	32	21	65.6	208	0	0	30	3/17	83.9	9	84	0	275	81.1
Dec 9	Mia	W	1/1	23	18	78.3	185	0	0	25	4/19	100.2	6	53	1	219	68.2
Dec 16	at NE	W	1/1	25	14	56.0	221	4	1	38t	1/13	107.7	7	28	0	236	60.8
Dec 23	at Sea	L	1/1	36	19	52.8	244	1	1	35	1/13	72.0	7	31	0	262	83.7
Dec 30	Arz	W	1/1	28	16	57.1	276	2	0	49t	1/4	114.6	3	5	0	277	68.0
<b>TOTALS</b>			<b>13/7</b>	<b>218</b>	<b>136</b>	<b>62.4</b>	<b>1,814</b>	<b>10</b>	<b>3</b>	<b>57</b>	<b>16/112</b>	<b>98.3</b>	<b>63</b>	<b>415</b>	<b>5</b>	<b>2,114</b>	<b>40.1</b>
<b>2012 Postseason</b>																	
Jan 12	GB	W	1/1	31	17	54.8	263	2	1	45	1/7	91.2	16	181	2	437	75.5
Jan 20	at Atl	W	1/1	21	16	76.2	233	1	0	33	1/9	127.7	2	21	0	245	65.7
Feb 3	Bal	L	1/1	28	16	57.1	302	1	1	32	3/16	91.7	7	62	1	348	74.4
<b>TOTALS</b>			<b>3/3</b>	<b>80</b>	<b>49</b>	<b>61.3</b>	<b>798</b>	<b>4</b>	<b>2</b>	<b>45</b>	<b>5/32</b>	<b>100.9</b>	<b>25</b>	<b>264</b>	<b>3</b>	<b>1,030</b>	<b>72.5</b>
<b>2013</b>																	
Sep 8	GB	W	1/1	39	27	69.2	412	3	0	43	2/8	129.4	7	22	0	426	86.2
Sep 15	at Sea	L	1/1	28	13	46.4	127	0	3	19	3/20	20.1	9	87	0	194	93.8
Sep 22	Ind	L	1/1	27	13	48.1	150	0	1	30	3/11	49.9	7	20	0	159	62.6
Sep 26	at StL	W	1/1	23	15	65.2	167	2	0	42	2/16	115.7	3	11	0	162	43.8
Oct 6	Hou	W	1/1	15	6	40.0	113	1	0	64t	1/6	89.0	1	14	0	121	42.6
Oct 13	Arz	W	1/1	29	16	55.2	252	2	1	61t	2/14	92.9	4	18	0	256	66.1
Oct 20	at Ten	W	1/1	21	13	61.9	199	0	0	29	2/3	93.2	11	68	1	264	75.6
Oct 27	at Jax	W	1/1	16	10	62.5	164	1	0	43	0/0	117.7	7	54	2	218	54.8
Nov 10	Car	L	1/1	22	11	50.0	91	0	1	14	6/45	42.0	4	16	0	62	41.1
Nov 17	at NO	L	1/1	31	17	54.8	127	2	1	17	3/12	72.9	3	25	0	140	71.4
Nov 25	at Was	W	1/1	24	15	62.5	235	3	0	40	2/7	134.5	9	20	0	248	81.6
Dec 1	StL	W	1/1	28	19	67.9	275	1	0	60	4/20	111.5	4	21	0	276	81.7
Dec 8	Sea	W	1/1	29	15	51.7	175	1	1	27	2/20	67.5	9	31	0	186	58.5
Dec 15	at TB	W	1/1	29	19	65.5	203	2	0	52t	2/14	108.8	4	42	0	231	61.4
Dec 23	Atl	W	1/1	21	13	61.9	197	1	0	47	3/17	108.6	6	51	1	231	60.9
Dec 29	at Arz	W	1/1	34	21	61.8	310	2	0	63	2/18	111.2	4	24	0	316	84.3
<b>TOTALS</b>			<b>16/16</b>	<b>416</b>	<b>243</b>	<b>58.4</b>	<b>3,197</b>	<b>21</b>	<b>8</b>	<b>64t</b>	<b>39/231</b>	<b>91.6</b>	<b>92</b>	<b>524</b>	<b>4</b>	<b>3,490</b>	<b>67.4</b>
<b>2013 Postseason</b>																	
Jan 5	at GB	W	1/1	30	16	53.3	227	1	1	31	3/13	75.3	7	98	0	312	81.9
Jan 12	at Car	W	1/1	28	15	53.6	196	1	0	45	1/7	87.8	8	15	1	204	64.8
Jan 19	at Sea	L	1/1	24	14	58.3	153	1	2	26t	2/6	56.4	11	130	0	277	89.9
<b>TOTALS</b>			<b>3/3</b>	<b>82</b>	<b>45</b>	<b>54.9</b>	<b>576</b>	<b>3</b>	<b>3</b>	<b>45</b>	<b>6/26</b>	<b>74.0</b>	<b>26</b>	<b>243</b>	<b>1</b>	<b>793</b>	<b>79.0</b>



# DANIEL KILGORE

G/C

HT 6-3

WT 308

COLLEGE APPALACHIAN STATE

BORN 12.18.87 // KINGSFORT, TN // DOBYNS-BENNETT HS, KINGSFORT, TN  
4TH YEAR // ACQUIRED D-5 IN '11

A versatile offensive lineman who has played every position on the offensive line, Daniel Kilgore has seen most of his action in short-yardage and goal line packages. Originally selected by the team in the fifth round of the 2011 NFL Draft, Kilgore was a tackle in college before moving to the interior of the offensive line by the 49ers where he began to learn both center and guard. Kilgore played in all 16 regular season games and all three postseason contests for the 49ers in 2012 and 2013.

## // TRANSACTIONS

Originally a 5th-round (163th overall) draft choice by SF in 2011.

## // AWARDS & HONORS

**2012:** 2012 Madden Most Valuable Protectors Award, Madden Most Valuable Protectors Award (Week 5), Madden Most Valuable Protectors Award (Week 7), Madden Most Valuable Protectors Award (Week 12)

## // GOLDMINE

- As Daniel was preparing for the NFL Draft in 2011, he was also serving as a student-teacher at Hardin Park Elementary School working with special-education students in adaptive physical education classes. The day following his graduation from Appalachian State, Daniel hosted a field trip for his special-education students at ASU. The field trip included a tour of the school's athletic facilities, activities in the Sofield Family Indoor Practice Facility, lunch on the club level of the Appalachian Athletics Center and taking in a few innings of the Appalachian State-Western Carolina baseball game. While football is Daniel's next chapter in life, he aspires to be a coach and special-education teacher following his NFL career. "I'm very happy that I was drafted, but I absolutely love working with these kids," said Daniel. "I have had a great student-teaching experience and I know when my NFL career is over, I will get to work in another field that I love and that is working with special-education students and coaching."

## // 2013

- Was part of an offensive line that helped amass the 2nd most total net yds. on opening day in 49ers franchise history with 494 yds. (404 passing yds. and 90 rushing yds.) vs. GB (9/8).
- Helped pave the way for 219 net yds. rushing at StL (9/26). It marked the first time the 49ers had three different RBs score a rushing TD in the same game since 12/2/01 vs. Buf. (Garrison Hearst, Fred Beasley and Paul Smith).
- The offensive line did not allow a sack at Jax (10/27), marking the first time since 11/25/12 at NO. The 49ers also rushed for 221 yds. and 4 TDs on 38 carries at Jax, the most rushing yds. in a game by the team during the 2013 season. The 4 rushing TDs tied for the most by any team in a game in the NFL in 2013.

## // 2013 (CONTINUED)

- Provided great running lanes for the offense to gain 199 rushing yds. on 30 atts. vs. Atl. (12/23). The 6.6 yds. per carry avg. was team's highest in any game during the 2013 season. It also marked just the second time in the season that the team had three players rush for over 50 yds. (Gore - 97; Kaepernick - 51; Hunter - 51).

## // 2012

- Played in all 16 regular season and 3 postseason games, seeing action as a reserve offensive lineman on goal line and short-yardage packages and on special teams.
- Kilgore and the 49ers O-Line won the 2012 Madden Most Valuable Protectors Award, recognizing the best O-Line in the NFL.

## // 2011

- Made his NFL debut vs. Pit. (12/19).

## // COLLEGE

Played in 48 games (29 starts) for the Mountaineers, starting 16 games at RG and 13 games at LT. In 2010, was an All-Southern Conference and an All-America honoree. Started all 13 games at LT and anchored an offensive front that only allowed 8 sacks and helped lead Appalachian State to top-10 national ranking in scoring (7th - 34.3 pts./gm.), rushing (8th - 217.4 yds./gm.) and total offense (10th - 430.9 yds./gm.). In 2009, saw reserve action in 12 games after suffering an ankle injury prior to the season opener. As a sophomore, started all 14 games at RG and was part of an offensive line that was the first at ASU since 1989 to feature the same starting offensive line for every game. In 2007, appeared in 9 games (2 starts) and saw extensive action at tight end during Appalachian State's playoff run. Scored a TD in the national championship game vs. Delaware when he recovered a fumble in the end zone. Redshirted in 2006.

## // PERSONAL

- Attended Dobyns-Bennett (Kingsport, TN) HS and was a three-year starter at center, earning First-Team 6A All-State honors as a senior.
- Excelled in the classroom as a member of Appalachian State's academic honor roll.
- Born Daniel Ray Kilgore (12/18/87) in Kingsport, TN.
- Majored in physical education and adaptive physical education.

## KILGORE'S CAREER STATISTICS

GAMES/STARTS – 33/0; 2011 (1/0); 2012 (16/0); 2013 (16/0)

POSTSEASON GAMES/STARTS – 6/0; 2011 (0/0); 2012 (3/0); 2013 (3/0)

**Milestones:**

**NFL Debut:** vs. Pit. (12/19/11)



# MARCUS LATTIMORE

**RB**
**HT 5-11**
**WT 221**
**COLLEGE SOUTH CAROLINA**

BORN 10.29.91 // DUNCAN, SC // JAMES F. BYNES HS, DUNCAN, SC  
1ST YEAR // ACQUIRED D-4B IN '13

Determined and ready to make an impact in the NFL, Marcus Lattimore used his first season with the 49ers as a learning tool, spending time getting his body into NFL shape while soaking up the knowledge of veteran players and coaches. In just three seasons at the University of South Carolina, Lattimore set the school record for most career rushing touchdowns (38) and total touchdowns (41). He also ranked sixth in school history with 2,677 rushing yards and fourth with 555 carries. Lattimore, a three-time All-SEC honoree, was also named SEC Freshman of the Year in 2010 after rushing for a school-record 17 touchdowns.

## // TRANSACTIONS

Originally the second of two 4th-round (131st overall) draft choices by SF in 2013...Placed on the Reserve/Non-Football Injury List on 8/27/13.

## // GOLDMINE

- Lattimore began working with South Carolina's Medicaid program called Charleston's First Choice by Select Health, which encourages teenagers and young adults to visit doctors for regular checkups. He's hoping to raise awareness for people to eat healthy, live an active lifestyle and visit the doctor regularly. He recorded 7,500 personalized telephone messages for First Choice members to teach them about the new initiative.
- Lattimore looks up to longtime 49ers running back Frank Gore as a leader and an example of what he wants to accomplish in his career. "I want to emulate everything that Frank Gore does, because he does everything well," said Lattimore. "That's the main thing I want to do. I want to emulate my game after him because it's worked for him for 10 years."
- Despite not playing a single down for the 49ers in 2013, Lattimore was active in the Bay Area community. He took part in San Francisco's 7th annual tree-lighting ceremony and joined in the festivities.

## // 2013

- Placed on the Reserve/NFI List on 8/27.

## // COLLEGE

Played in 29 games (28 starts) and registered 2,677 rushing yds. and 38 TDs on 555 carries, while adding 77 receipts. for 767 yds. and 3 TDs. Set the school record with 38 rushing TDs and 41 total TDs. As a junior, played in 9 games (8 starts) and earned Honorable Mention All-SEC honors from the Associated Press. Led the team with 662 rushing yds. on 143 carries and 11 TDs, while adding 26 receipts. for 173 yds. In 2011, named Second-Team All-SEC by the AP. Started all 7 games in which he appeared, rushing for 818 yds. and 10 TDs on 163 carries. Also tallied 19 receipts. for 182 yds. and 1 TD. As a freshman, earned First-Team All-America, First-Team All-SEC, SEC Freshman of the Year honors. Also named the NCAA Freshman of the Year by *The Sporting News*. Started all 13 games and led the Gamecocks with 1,197 rushing yds. and 17 TDs on 249 carries. His 17 rushing TDs set the school single-season record, while his 1,197 rushing yds. set the school's freshman record and ranked 3rd in school history. Also added 29 receipts. for 412 yds. and 2 TDs.

## // PERSONAL

- Was a member of the SEC Fall Academic Honor Roll in 2011.
- Attended James F. Bynes (Duncan, SC) HS and was rated the nation's best RB by Scout.com and Rivals.com.
- Rushed for 6,375 yds. and scored 104 TDs during his high school career.
- Was named to *Parade Magazine's* 47th annual All-American High School Football Team, selected South Carolina's Mr. Football, was a two-time Associated Press All-State honoree and the state's Gatorade Player of the Year as a senior.
- Majored in public health.
- Born Marcus Lattimore (10/29/91) in Duncan, SC.



# ANDY LEE

P

HT 6-2

WT 180

COLLEGE PITTSBURGH

BORN 8.11.82 // WESTMINSTER, SC // WEST OAK HS, WESTMINSTER, SC  
11TH YEAR // ACQUIRED D-6A IN '04

Four-time All-Pro and one of the best punters in the NFL, Andy Lee is looking forward to a new challenge in 2014, Levi's® Stadium. Having punted through the unpredictable weather conditions of Candlestick Park his entire career, Lee is making his case as one of the best punters in NFL history. He has the second-highest net average (39.5) and fourth-highest gross punting average (46.1) in league history. In 2011, Lee posted a net punting average of 44.0, the second best in a single-season in the history of the NFL. The following season, he recorded a 43.2 net average, the fourth-highest single-season total in NFL history, on his way to earning his fourth AP All-Pro selection. He is the franchise leader in punts, punting yardage, gross average, punts downed inside the 20 and net average. The former sixth-round pick has earned Pro Bowl honors in three of the past seven seasons ('07, '09, '11).



## // GOLDMINE

- Andy is considered a 'hometown hero' by his native Westminster, SC. Former town mayor, Rusty Cater, presented Andy with a key to the city and a declaration commemorating "Andy Lee Day" on July 12, 2008.
- Andy never attended an NFL game growing up in South Carolina. Even when he went on to become a standout punter on the collegiate level at the University of Pittsburgh, he was still a stranger to live NFL action. The first professional game he ever witnessed in person was as a player with the 49ers in 2004. In fact, Andy didn't even set out to play football at all. "I was more of a baseball guy growing up. I actually wanted to be a Major League Baseball player. I played quarterback in 8th grade, and the coach asked, 'Who wants to try out for the punting position?' I didn't know you were supposed to spiral a punt, or turn it over, or any of that."

## // CAREER HIGHLIGHTS

- Ranks 2nd all-time in highest net avg. (39.5) and 4th all-time in gross punting avg. (46.1) in NFL history.
- Recorded the 2nd best single-season net punting avg. in NFL history (44.0) in 2011. Followed up with a 43.2 net punting avg. in 2012, the 4th best single-season avg. in NFL history.
- Since 2007, ranks 1st in the NFL in net avg. (41.1), and 2nd in the NFL in gross avg. (47.9) and punts downed inside the 20 (210).
- In 2007, tallied 42 punts downed inside the 20, which is tied for the 3rd best total in NFL history, and ranked 2nd in the NFL with a 47.3 gross avg. and 41.0 net avg.
- Ranks 1st in franchise history in punts (869), yds. (40,099), gross avg. (46.1), punts inside the 20 (272) and net avg. (39.5)
- Was the first 49ers rookie punter since 1957 to lead the league for the longest punt (81 yds.) of the year, in 2004.

## // 2013

- Lee helped the 49ers dominate the field-position battle in the team's road victory at StL (9/26). He tallied 7 punts for 383 yds., giving him the 5th best gross avg. (54.7) in the NFL in 2013, and tied for the 2nd highest net avg. (52.0). He also pinned the Rams inside their own 20-yd. line twice.

## // 2012

- Led the NFL with a 43.2 net punting avg, the 3rd highest single-season total in NFL history.
- Landed 36 punts inside the 20-yd. line this season, the 3rd most in the NFL this year and the 2nd highest single season total of his career.
- Landed 4 punts inside the 20-yd. line vs. Chi. (11/19) and at StL (12/2).
- Boomed a season-long 66 yd. punt in the 4th qtr. vs. Sea (10/18), pinning the Seahawks at their own 11-yd. line for their final drive in the 49ers 13-6 win. Dropped 4 punts inside the 20-yd. line.

## // TRANSACTIONS

Originally the first of two 6th-round (188th pick overall) draft choices by SF in 2004...Signed a six-year contract extension through the 2012 season on 3/9/07...Signed a six-year contract extension through the 2018 season on 5/23/12.

## // AWARDS & HONORS

- 2007:** AP First-Team All-Pro, PFW/PFWA All-NFL Team, NFC Pro Bowl
- 2009:** AP Second-Team All-Pro, NFC Pro Bowl
- 2011:** AP First-Team All-Pro, First-Team All-Pro selection by PFW/PFWA, Golden Toe Award (best kicker or punter) by PFW/PFWA, NFC Pro Bowl, All-Pro Team by *Sports Illustrated's* Peter King, All-Pro Team by *Dallas Morning News's* Rick Goselin, All-Pro Team by *The Sporting News*, NFC Special Teams Player of the Week (Week 15)
- 2012:** AP First-Team All-Pro, First-Team All-Pro Selection by PFW/PFWA, USA Football All-Fundamentals Team, NFC Special Teams Player of the Week (Week 7)
- 2013:** NFC Special Teams Player of the Week (Week 7)

**// 2011**

- Posted a net punting avg. of 44.0 in 2011, setting the NFL single-season record. The previous record was held by Oak. P Shane Lechler (43.9 in 2009).
- Ranked 1st in the NFL in gross avg. (50.9) and net avg. (44.0). His gross avg. of 50.9 ranked 3rd in NFL history.
- Set a career high in both gross punting avg. (59.6) and net avg. (54.2) vs. Sea. (9/11), both single-game franchise records. His 59.6 gross avg. ranked 3rd in NFL history all-time (min. 4 punts), trailing only Bob Cifers (61.75, 11/24/46) and Ron McKay (61.60, 10/28/45), who were members of the AAFC at the time. His 54.2 net avg. ranked 2nd in NFL history behind Rohn Starks (59.5, 9/13/92).
- Recorded the 3rd highest punting avg. (55.3) for a single game in his career vs. Dal. (9/18), punting 6 times for 332 yds.
- Dropped a season-high 4 punts inside the 20-yd. line on 9 punts at Det. (10/16) for a total of 430 yds.
- Punted the ball 5 times at Bal. (11/24) and averaged 57.6 yds. per punt. His average marked the NFL's 3rd highest of the season (min. 4 punts) and Lee's 2nd highest of his career.
- Named NFC Special Teams Player of the Week after posting 6 punts for 285 yds. (47.5 avg.), including a net of 49.5 and 4 punts downed inside the 20-yd. line vs. Pit. (12/19).
- Punted the ball 10 times for 455 yds. and landed 3 punts inside the 20-yd. line vs. NYG (1/22/12 - NFC-D).

**// 2010**

- Played in his 100th career game at Atl. (10/3).
- Notched a season-high 53.8 gross avg. and 52.0 net avg. at StL (12/26). His 52.0 net avg. was the 2nd best performance of his career and was tied for the highest net avg. for a single game in 2010 [KC P Dustin Colquitt - 52.0 at Ind. (10/10)].

**// 2009**

- Earned Pro Bowl honors after ranking 1st in the NFC and 2nd in the NFL with a 47.6 gross avg. His 41.0 net avg. ranked 2nd in the NFC and 3rd in the NFL.
- Grossed over a 48.0 avg. in 9 games.
- Punted 9 times for 465 yds. (51.7 avg.) at Min. (9/27).
- Grossed a season-high 56.7 avg. and 53.3 net avg. vs. Ten. (11/8).

**// 2008**

- Set a then career-high and team single-season record with a 47.8 gross avg., breaking his own previous record of 47.3 avg. in 2007.
- Established a career-long 82-yd. punt vs. NE (10/5), which is tied for the 2nd longest in 49ers history with Tommy Davis (82 yds. vs. Min. (9/30/62) and 4 yds. behind a team-record 86-yd. punt by Larry Barnes vs. Chicago Cardinals (9/29/57).
- In rainy and windy conditions at Buf. (11/30), punted 6 times for 284 yds. (47.3 avg.) with a long of 58 yds. and 3 punts downed inside the 20.

**// 2007**

- Earned Pro Bowl and All-Pro honors after setting numerous records on 105 punts (47.3 avg.) with a net average of 41.0 and an NFL record 42 punts downed inside opponents' 20. His yardage, net avg. and punts downed inside the 20-yd. line all set team records.

**// 2007 (CONTINUED)**

- His 42 punts downed inside the 20 broke Bal. P Kyle Richardson's NFL mark of 39 in 1999.
- Ranked 2nd in the NFL for gross average (47.3) and net punting average (41.0) to Oak. P Shane Lechler.
- Led the NFL with 49 punts over 50+ yds., which was 16 more than 2nd ranked StL P Donnie Jones (33).
- Recorded 4 games in which he dropped 4 punts inside the 20.
- Played a key role in the 49ers 37-31 OT victory at Arz. (11/25), booming a 58-yd. punt in OT that wound up pinning the Cardinals on their own 3-yd. line. The punt helped set up the 49ers winning TD on DT Ronald Fields' sack and forced fumble in the end zone that was recovered by LB Tully Banta-Cain for the game-winning score.

**// 2006**

- Finished 7th in the NFL with 36.8 net yds., while his 44.8 gross average marked the team's highest since P Tommy Davis averaged 45.6 in 1964.
- Awarded the game ball for his efforts in the 20-14 victory vs. Sea. (11/19) when he landed 2 punts inside the 20 to help the 49ers win the field position battle.

**// 2005**

- Set a career high with 107 punts (41.6 avg.).
- His 3 touchbacks in 107 punts was the 3rd-best ratio of touchbacks-to-punts among punters with 30+ kicks, trailing Hou. P Chad Stanley (1-70) and Det. P Nick Harris (2-84).
- Ratio of touchbacks-to-punts (1-36) was the best for any 49ers punter since 1970, topping P Joe Prokop (1-40) in 1991.

**// 2004**

- Punted 96 times with 25 dropped inside the 20 and a then NFL-long of 81 yds.
- Posted 7 punts for 338 yds. (48.3 avg.), including a then career-long of 81 yds. at TB (11/21).

**// COLLEGE**

Was Pittsburgh's starting punter for 3 seasons after seizing the starting role late in his true freshman season (2000). His 244 punts and 10,353 yds. are tops in school history. Also had 29 fair catches and 61 kicks downed inside the 20-yd. line. Only player to ever win Big East Conference Special Teams POY honors twice in a career. Semi-finalist for Ray Guy Award, given to the nation's top punter, and was All-Big East First-Team choice.

**// PERSONAL**

- Prepped at West Oak (Westminster, SC) HS where he was first-team all-state, two-time first-team all-conference and *Anderson Independent-Mail* all-area selection as a 4-year starter.
- Lettered three times in baseball and twice in basketball. Two-time all-conference honoree and received all-state honors in baseball as a senior. Standout pitcher, helping West Oak to district championship and baseball state playoffs with 8-2 record as senior. Went 5-0 with a 1.90 ERA as junior.
- Averaged 42.8 yds. per punt as a senior, while also lining up at TE and WR.
- Married to wife, Rachel, and the couple has a son, Ryan.
- Born Andrew Paul Lee (8/11/82) in Westminster, SC.

LEE'S CAREER STATISTICS

YEAR	TEAM	G	NO	YDS	AVG	RET	YDS	NET	TB	IN 20	LG	BLK
2004	SF	16	96	3,990	41.6	51	445	35.3	8	25	81	0
2005	SF	16	107	4,447	41.6	62	471	36.3	3	15	58	1
2006	SF	16	81	3,625	44.8	35	462	36.8	9	22	66	0
2007	SF	16	105	4,968	47.3	53	402	41.0	13	42	74	0
2008	SF	16	66	3,155	47.8	39	364	39.0	9	13	82	1
2009	SF	16	99	4,711	47.6	57	495	41.0	8	30	64	0
2010	SF	16	91	4,203	46.2	54	483	38.2	12	34	64	0
2011	SF	16	78	3,970	50.9	39	315	44.0	9	28	68	1
2012	SF	16	67	3,226	48.1	36	249	43.2	4	36	66	0
2013	SF	16	79	3,804	48.2	38	330	41.7	9	27	62	0
<b>TOTALS</b>		<b>160</b>	<b>869</b>	<b>40,099</b>	<b>46.1</b>	<b>464</b>	<b>4,016</b>	<b>39.5</b>	<b>84</b>	<b>272</b>	<b>82</b>	<b>3</b>

PLAYOFFS

YEAR	TEAM	G	NO	YDS	AVG	RET	YDS	NET	TB	IN 20	LG	BLK
2011	SF	2	18	851	47.3	9	84	41.5	1	7	63	0
2012	SF	3	9	443	49.2	7	34	41.0	2	3	62	0
2013	SF	3	9	373	41.4	5	37	35.1	1	2	52	0
<b>TOTALS</b>		<b>8</b>	<b>36</b>	<b>1,667</b>	<b>46.3</b>	<b>21</b>	<b>155</b>	<b>39.8</b>	<b>4</b>	<b>12</b>	<b>63</b>	<b>0</b>

Additional Statistics:

Special Teams Tackles – 6: 2004 (1), 2005 (1), 2006 (2), 2009 (1), 2010 (1)

Milestones:

NFL Debut: vs. Atl. (9/12/04); First punt inside–20: vs. Atl. (9/12/04); 100th punt inside–20: vs. TB (12/23/07); 200th punt Inside–20: vs. StL (12/4/11); 100th Career game: at Atl. (10/3/10); 600th Career punt: vs. Den. (10/31/10)

LEE'S CAREER HIGHS

Punts: Regular Season – 10 vs. Sea. (9/30/07); Postseason – 10 vs. NYG (1/22/12)

Gross Average: 59.6 vs. Sea. (9/11/11); Postseason – 53.0 vs. Bal. (2/3/13)

Net Average: 54.2 vs. Sea. (9/11/11); Postseason – 48.3 at Atl. (1/20/13)

Long Punt: 82 vs. NE (10/5/08); Postseason – 63 vs. NO (1/14/12)  
 Inside–20: 5 vs. StL (10/4/09); Postseason – 4 vs. NO (1/14/12)

LEE'S GAME-BY-GAME

2004												2005											
Date	Opp	W/L	P/S	No	Yds	Avg	Net	TB	In20	Lg	Blk	Date	Opp	W/L	P/S	No	Yds	Avg	Net	TB	In20	Lg	Blk
Sep 12	Atl	L	1/0	6	245	40.8	37.7	0	1	55	0	Sep 11	StL	W	1/0	5	207	41.4	38.6	0	1	47	0
Sep 19	at NO	L	1/0	4	166	41.5	33.0	0	0	51	0	Sep 18	at Phi	L	1/0	7	302	43.1	41.3	0	3	51	0
Sep 26	at Sea	L	1/0	7	296	42.3	36.6	2	3	60	0	Sep 25	Dal	L	1/0	5	199	39.8	38.2	0	1	48	0
Oct 3	StL	L	1/0	3	109	36.3	28.7	1	2	47	0	Oct 2	at Arz	L	1/0	7	327	46.7	36.6	0	1	58	0
Oct 10	Arz	W	1/0	6	254	42.3	36.3	0	1	57	0	Oct 9	Ind	L	1/0	5	208	41.6	38.4	0	1	50	0
Oct 17	at NYJ	L	1/0	7	277	39.6	30.4	1	3	53	0	Oct 23	at Was	L	1/0	7	297	42.4	34.4	0	0	54	0
Oct 31	at Chi	L	1/0	8	326	40.8	27.8	1	0	55	0	Oct 30	TB	W	1/0	9	369	41.0	37.8	0	2	49	0
Nov 7	Sea	L	1/0	6	255	42.5	39.0	0	3	55	0	Nov 6	NYG	L	1/0	7	312	44.6	39.6	0	1	49	0
Nov 14	Car	L	1/0	3	122	40.7	32.3	1	1	49	0	Nov 13	at Chi	L	1/0	7	283	40.4	36.0	0	1	44	0
Nov 21	at TB	L	1/0	7	338	48.3	46.0	0	1	81	0	Nov 20	Sea	L	1/0	4	175	43.8	40.0	0	0	52	0
Nov 28	Mia	L	1/0	9	335	37.2	29.2	0	3	45	0	Nov 27	at Ten	L	1/0	8	357	44.6	39.4	0	0	52	0
Dec 5	at StL	L	1/0	6	247	41.2	39.8	0	1	51	0	Dec 4	Arz	L	1/0	5	217	43.4	36.0	1	1	47	0
Dec 12	at Arz	W	1/0	7	320	45.7	39.1	1	3	53	0	Dec 11	at Sea	L	1/0	8	299	37.4	36.3	0	1	49	0
Dec 18	Was	L	1/0	7	271	38.7	37.6	0	1	44	0	Dec 18	at Jax	L	1/0	8	335	41.9	36.3	0	1	50	0
Dec 26	Buf	L	1/0	5	215	43.0	26.8	1	1	47	0	Dec 24	at StL	W	1/0	6	248	41.3	30.8	1	0	50	0
Jan 2	at NE	L	1/0	5	214	42.8	41.2	0	1	44	0	Jan 1	Hou	W	1/0	9	312	34.7	26.5	1	1	47	1
<b>TOTALS</b>			<b>16/0</b>	<b>96</b>	<b>3,990</b>	<b>41.6</b>	<b>35.3</b>	<b>8</b>	<b>25</b>	<b>81</b>	<b>0</b>	<b>TOTALS</b>			<b>16/0</b>	<b>107</b>	<b>4,447</b>	<b>41.6</b>	<b>36.3</b>	<b>3</b>	<b>15</b>	<b>58</b>	<b>1</b>

LEE'S GAME-BY-GAME

2006												2009											
Date	Opp	W/L	P/S	No	Yds	Avg	Net	TB	In20	Lg	Blk	Date	Opp	W/L	P/S	No	Yds	Avg	Net	TB	In20	Lg	Blk
Sep 10	at Arz	L	1/0	4	145	36.3	36.3	0	3	47	0	Sep 13	at Arz	W	1/0	8	393	49.1	42.3	0	2	64	0
Sep 17	StL	W	1/0	4	180	45.0	37.5	0	2	54	0	Sep 20	Sea	W	1/0	6	281	46.8	40.2	0	1	55	0
Sep 24	Phi	L	1/0	7	298	42.6	38.1	0	2	57	0	Sep 27	at Min	L	1/0	9	465	51.7	40.8	2	2	57	0
Oct 1	at KC	L	1/0	7	316	45.1	30.6	1	2	54	0	Oct 4	StL	W	1/0	7	305	43.6	39.4	1	5	49	0
Oct 8	Oak	W	1/0	1	30	30.0	30.0	0	1	30	0	Oct 11	Atl	L	1/0	5	219	43.8	40.2	0	1	51	0
Oct 15	SD	L	1/0	4	192	48.0	38.8	1	0	54	0	Oct 25	at Hou	L	1/0	5	241	48.2	43.0	0	0	52	0
Oct 29	at Chi	L	1/0	4	156	39.0	28.5	0	1	50	0	Nov 1	at Ind	L	1/0	8	400	50.0	46.0	0	4	59	0
Nov 5	Min	W	1/0	6	291	48.5	42.2	1	0	54	0	Nov 8	Ten	L	1/0	3	170	56.7	53.3	0	3	60	0
Nov 12	at Det	W	1/0	3	106	35.3	30.0	0	1	45	0	Nov 12	Chi	W	1/0	5	191	38.2	22.4	1	1	46	0
Nov 19	Sea	W	1/0	6	260	43.3	38.2	0	2	47	0	Nov 22	at GB	L	1/0	5	259	51.8	45.2	0	0	55	0
Nov 26	at StL	L	1/0	4	206	51.5	37.5	2	0	66	0	Nov 29	Jax	W	1/0	5	251	50.2	37.6	0	1	59	0
Dec 3	at NO	L	1/0	7	352	50.3	45.1	1	1	60	0	Dec 6	at Sea	L	1/0	9	446	49.6	42.8	0	1	56	0
Dec 10	GB	L	1/0	5	229	45.8	32.4	1	1	51	0	Dec 14	Arz	W	1/0	5	206	41.2	37.8	1	2	49	0
Dec 14	at Sea	W	1/0	8	360	45.0	40.8	1	2	57	0	Dec 20	at Phi	L	1/0	4	193	48.3	41.8	1	2	60	0
Dec 24	Arz	L	1/0	4	197	49.3	37.3	0	0	55	0	Dec 27	Det	W	1/0	6	271	45.2	40.2	1	3	57	0
Dec 31	at Den	W	1/0	7	307	43.9	33.3	1	4	58	0	Jan 3	at StL	W	1/0	9	420	46.7	36.3	1	2	56	0
<b>TOTALS</b>			<b>16/0</b>	<b>81</b>	<b>3,625</b>	<b>44.8</b>	<b>36.8</b>	<b>9</b>	<b>22</b>	<b>66</b>	<b>0</b>	<b>TOTALS</b>			<b>16/0</b>	<b>99</b>	<b>4,711</b>	<b>47.6</b>	<b>41.0</b>	<b>8</b>	<b>30</b>	<b>64</b>	<b>0</b>
2007												2010											
Date	Opp	W/L	P/S	No	Yds	Avg	Net	TB	In20	Lg	Blk	Date	Opp	W/L	P/S	No	Yds	Avg	Net	TB	In20	Lg	Blk
Sep 10	Arz	W	1/0	6	250	41.7	38.2	1	0	51	0	Sep 12	at Sea	L	1/0	6	249	41.5	35.3	1	2	47	0
Sep 16	at StL	W	1/0	8	362	45.3	41.8	1	4	71	0	Sep 20	NO	L	1/0	3	141	47.0	32.7	0	1	54	0
Sep 23	at Pit	L	1/0	5	286	57.2	46.0	3	2	66	0	Sep 26	at KC	L	1/0	8	378	47.3	36.6	1	2	58	0
Sep 30	Sea	L	1/0	10	543	54.3	44.1	3	2	71	0	Oct 3	at Atl	L	1/0	5	216	43.2	36.8	0	3	56	0
Oct 7	Bal	L	1/0	7	361	51.6	48.7	0	3	74	0	Oct 10	Phi	L	1/0	3	161	53.7	39.3	1	1	60	0
Oct 21	at NYG	L	1/0	5	263	52.6	45.4	1	2	56	0	Oct 17	Oak	W	1/0	8	346	43.3	37.6	1	4	55	0
Oct 28	NO	L	1/0	7	328	46.9	40.4	1	3	59	0	Oct 24	at Car	L	1/0	7	353	50.4	41.3	1	1	59	0
Nov 4	at Atl	L	1/0	5	251	50.2	45.6	0	3	59	0	Oct 31	Den	W	1/0	6	296	49.3	44.2	0	4	57	0
Nov 12	at Sea	L	1/0	7	355	50.7	47.1	0	4	60	0	Nov 14	StL	W	1/0	8	376	47.0	39.3	2	3	61	0
Nov 18	StL	L	1/0	8	382	47.8	38.5	1	1	60	0	Nov 21	TB	L	1/0	6	227	37.8	30.0	1	2	53	0
Nov 25	at Arz	W	1/0	6	286	47.7	39.7	1	3	59	0	Nov 29	at Arz	W	1/0	2	106	53.0	50.5	0	1	54	0
Dec 2	at Car	L	1/0	5	241	48.2	46.2	0	3	60	0	Dec 5	at GB	L	1/0	5	236	47.2	32.4	2	0	61	0
Dec 9	Min	L	1/0	6	206	34.3	33.3	0	4	46	0	Dec 12	Sea	W	1/0	5	247	49.4	37.6	1	1	57	0
Dec 15	Cin	W	1/0	2	91	45.5	35.0	1	1	54	0	Dec 16	at SD	L	1/0	6	282	47.0	39.0	0	2	54	0
Dec 23	TB	W	1/0	9	407	45.2	43.9	0	3	63	0	Dec 26	at StL	L	1/0	6	323	53.8	52.0	0	4	64	0
Dec 30	at Cle	L	1/0	9	356	39.6	24.6	0	4	61	0	Jan 2	Arz	W	1/0	7	266	38.0	32.7	1	3	53	0
<b>TOTALS</b>			<b>16/0</b>	<b>105</b>	<b>4,968</b>	<b>47.3</b>	<b>41.0</b>	<b>13</b>	<b>42</b>	<b>74</b>	<b>0</b>	<b>TOTALS</b>			<b>16/0</b>	<b>91</b>	<b>4,203</b>	<b>46.2</b>	<b>38.2</b>	<b>12</b>	<b>34</b>	<b>64</b>	<b>0</b>
2008												2011											
Date	Opp	W/L	P/S	No	Yds	Avg	Net	TB	In20	Lg	Blk	Date	Opp	W/L	P/S	No	Yds	Avg	Net	TB	In20	Lg	Blk
Sep 7	Arz	L	1/0	2	87	43.5	35.0	0	0	49	0	Sep 11	Sea	W	1/0	5	298	59.6	54.2	0	1	64	0
Sep 14	at Sea	W	1/0	4	185	46.3	29.8	1	0	59	0	Sep 18	Dal	L	1/0	6	332	55.3	45.7	1	1	64	0
Sep 21	Det	W	1/0	4	148	37.0	35.0	0	3	47	0	Sep 25	at Cin	W	1/0	7	320	45.7	41.3	0	2	60	0
Sep 28	at NO	L	1/0	3	123	41.0	41.0	0	2	43	0	Oct 2	at Phi	W	1/0	4	198	49.5	45.3	1	0	68	0
Oct 5	NE	L	1/0	5	270	54.0	46.2	1	0	82	0	Oct 9	TB	W	1/0	1	38	38.0	38.0	0	1	38	0
Oct 12	Phi	L	1/0	3	128	42.7	31.3	0	0	47	0	Oct 16	at Det	W	1/0	9	430	47.8	41.0	1	4	60	0
Oct 19	at NYG	L	1/0	5	218	43.6	38.0	1	1	59	0	Oct 30	Cle	W	1/0	5	268	53.6	42.8	1	2	65	0
Oct 26	Sea	L	1/0	4	196	49.0	42.5	0	1	57	0	Nov 6	at Was	W	1/0	5	223	44.6	36.6	2	2	61	0
Nov 10	at Arz	L	1/0	4	212	53.0	40.0	1	0	63	0	Nov 13	NYG	W	1/0	3	164	54.7	50.7	0	1	57	0
Nov 16	StL	W	1/0	6	311	51.8	45.3	1	0	58	0	Nov 20	Arz	W	1/0	3	136	45.3	38.0	0	1	58	0
Nov 23	at Dal	L	1/0	3	150	50.0	28.5	1	3	54	1	Nov 24	at Bal	L	1/0	5	288	57.6	48.0	0	1	61	0
Nov 30	at Buf	W	1/0	6	284	47.3	39.2	0	1	58	0	Dec 4	StL	W	1/0	5	226	45.2	37.2	2	3	61	0
Dec 7	NYJ	W	1/0	4	178	44.5	41.0	0	0	56	0	Dec 11	at Arz	L	1/0	7	372	53.1	46.9	0	3	62	0
Dec 14	at Mia	L	1/0	5	242	48.4	30.0	2	1	53	0	Dec 19	Pit	W	1/0	6	285	47.5	49.2	0	4	62	0
Dec 21	at StL	W	1/0	5	274	54.8	47.2	1	1	62	0	Dec 24	at Sea	W	1/0	2	108	54.0	28.0	0	0	60	1
Dec 28	Was	W	1/0	3	149	49.7	47.7	0	0	52	0	Jan 1	at StL	W	1/0	5	284	56.8	51.4	1	2	66	0
<b>TOTALS</b>			<b>16/0</b>	<b>66</b>	<b>3,155</b>	<b>47.8</b>	<b>39.0</b>	<b>9</b>	<b>13</b>	<b>82</b>	<b>1</b>	<b>TOTALS</b>			<b>16/0</b>	<b>78</b>	<b>3,970</b>	<b>50.9</b>	<b>44.0</b>	<b>9</b>	<b>28</b>	<b>68</b>	<b>1</b>
2011 Postseason																							
Date	Opp	W/L	P/S	No	Yds	Avg	Net	TB	In20	Lg	Blk												
Jan 14	NO	W	1/0	8	396	49.5	43.4	1	4	63	0												
Jan 22	NYG	L	1/0	10	455	45.5	40.0	0	3	59	0												
<b>TOTALS</b>			<b>2/0</b>	<b>18</b>	<b>851</b>	<b>47.3</b>	<b>41.5</b>	<b>1</b>	<b>7</b>	<b>63</b>	<b>0</b>												

LEE'S GAME-BY-GAME

2012												2013											
Date	Opp	W/L	P/S	No	Yds	Avg	Net	TB	In20	Lg	Blk	Date	Opp	W/L	P/S	No	Yds	Avg	Net	TB	In20	Lg	Blk
Sep 9	at GB	W	1/0	5	256	51.2	35.2	0	3	61	0	Sep 8	GB	W	1/0	5	236	47.2	38.2	1	1	56	0
Sep 16	Det	W	1/0	3	109	36.3	33.0	0	2	52	0	Sep 15	at Sea	L	1/0	4	196	49.0	36.3	1	0	60	0
Sep 23	at Min	L	1/0	3	146	48.7	48.7	0	1	53	0	Sep 22	Ind	L	1/0	7	305	43.6	38.4	1	2	62	0
Sep 30	at NYJ	W	1/0	4	184	46.0	41.0	1	2	61	0	Sep 26	at StL	W	1/0	7	383	54.7	52.0	0	2	60	0
Oct 7	Buf	W	1/0	2	112	56.0	42.0	0	1	58	0	Oct 6	Hou	W	1/0	4	195	48.8	43.8	0	1	60	0
Oct 14	NYG	L	1/0	4	199	49.8	49.3	0	1	58	0	Oct 13	Arz	W	1/0	6	288	48.0	41.7	1	3	58	0
Oct 18	Sea	W	1/0	5	228	45.6	44.6	0	4	66	0	Oct 20	at Ten	W	1/0	6	280	46.7	43.5	1	3	58	0
Oct 29	at Arz	W	1/0	5	244	48.8	45.8	0	3	55	0	Oct 27	at Jax	W	1/0	1	61	61.0	45.0	0	0	61	0
Nov 11	StL	T	1/0	6	251	41.8	36.2	1	3	49	0	Nov 10	Car	L	1/0	7	341	48.7	39.4	0	1	60	0
Nov 19	Chi	W	1/0	4	188	47.0	47.3	0	4	54	0	Nov 17	at NO	L	1/0	7	346	49.4	48.7	0	3	55	0
Nov 25	at NO	W	1/0	4	187	46.8	41.0	1	2	59	0	Nov 25	at Was	W	1/0	4	196	49.0	40.8	1	1	58	0
Dec 2	at StL	L	1/0	6	306	51.0	45.0	0	4	61	0	Dec 1	StL	W	1/0	4	191	47.8	45.3	0	2	55	0
Dec 9	Mia	W	1/0	4	193	48.3	40.8	1	1	55	0	Dec 8	Sea	W	1/0	4	199	49.8	37.5	0	2	54	0
Dec 16	at NE	W	1/0	5	283	56.6	54.0	0	3	64	0	Dec 15	at TB	W	1/0	4	173	43.3	36.0	1	2	50	0
Dec 23	at Sea	L	1/0	3	155	51.7	46.0	0	1	58	0	Dec 23	Atl	W	1/0	3	156	52.0	34.3	1	0	53	0
Dec 30	Arz	W	1/0	4	185	46.3	42.0	0	1	56	0	Dec 29	at Arz	W	1/0	6	258	43.0	39.3	1	4	58	0
<b>TOTALS</b>			<b>16/0</b>	<b>67</b>	<b>3,226</b>	<b>48.1</b>	<b>43.2</b>	<b>4</b>	<b>36</b>	<b>66</b>	<b>0</b>	<b>TOTALS</b>			<b>16/0</b>	<b>79</b>	<b>3,804</b>	<b>48.2</b>	<b>41.7</b>	<b>9</b>	<b>27</b>	<b>62</b>	<b>0</b>

2012 Postseason												2013 Postseason											
Date	Opp	W/L	P/S	No	Yds	Avg	Net	TB	In20	Lg	Blk	Date	Opp	W/L	P/S	No	Yds	Avg	Net	TB	In20	Lg	Blk
Jan 12	GB	W	1/0	3	133	44.3	37.7	1	2	52	0	Jan 5	at GB	W	1/0	3	110	36.7	30.0	1	1	45	0
Jan 20	at Atl	W	1/0	3	151	50.3	48.3	0	1	62	0	Jan 12	at Car	W	1/0	2	95	47.5	34.0	0	0	52	0
Feb 3	Bal	L	1/0	3	159	53.0	37.0	1	0	55	0	Jan 19	at Sea	L	1/0	4	168	42.0	39.5	0	1	45	0
<b>TOTALS</b>			<b>3/0</b>	<b>9</b>	<b>443</b>	<b>49.2</b>	<b>41.0</b>	<b>2</b>	<b>3</b>	<b>62</b>	<b>0</b>	<b>TOTALS</b>			<b>3/0</b>	<b>9</b>	<b>373</b>	<b>41.4</b>	<b>35.1</b>	<b>1</b>	<b>2</b>	<b>52</b>	<b>0</b>





# COREY LEMONIER

LB

HT 6-3

WT 255

COLLEGE AUBURN

BORN 11.19.91 // HIALEAH, FL // HIALEAH HS, HIALEAH, FL  
2ND YEAR // ACQUIRED D-3 IN '13

Entering his second season with the 49ers, Corey Lemonier looks to increase his role in the 49ers defense. Seeing action in every game of his rookie season, Lemonier recorded 14 tackles, one sack, one forced fumble, one safety and three passes defensed, while adding six tackles on special teams. The speedy linebacker attended Auburn University where he finished his Tigers career ranked seventh in school history with 17.0 career sacks. A two-time All-SEC honoree, he led the team in sacks (9.5) and quarterback pressures (15) as a sophomore and added 12 quarterback pressures for the Tigers in 2012.

## // TRANSACTIONS

Originally a 3rd-round (88th overall) draft choice by SF in 2013.

## // GOLDMINE

- Lemonier has traveled to Haiti multiple times, where both of his parents were born. Following hurricanes and earthquakes in Haiti, a few members of Lemonier's family on his father's side were hit hard, but they all remained safe. When the Lemoniers moved to Florida, many sports, including football, were new to them. Corey started out watching football and basketball on television. He played hoops through his sophomore year of high school before switching to football when he was a junior.
- Despite the fact that his parents knew little about football, his father, a former offshore welder, and his mother, a nurse, instilled the value of hard work on Lemonier through their example and have supported him throughout his career. When confronting his parents about the possibility of playing football, his father's advice was consistent with his hard-work mentality. He said, "I told him, 'OK, that's your choice. You can do whatever you want as long as you give it all you have.'"

## // 2013

- Made his NFL debut vs. GB (9/8).
- Recorded 4 tackles and 1 PD at StL (9/26). Part of a defense that held the Rams offense to only 18 yds. rushing on 19 carries, the 7th best single-game defensive rushing performance in franchise history.
- Lemonier recorded his first career sack and first career safety, bringing down Cardinals QB Carson Palmer in the end zone vs. Arz. (10/13). He also registered his first career FF, jarring the ball loose from Arz. RB Alfonso Smith. The fumble was picked up by LB NaVorro Bowman, and the turnover led to a 44-yd. FG by K Phil Dawson.

## // COLLEGE

Played in 39 games (26 starts) for the Tigers and registered 100 tackles, 17.0 sacks, 24 TFLs, 7 FFs and 2 FRs. As a junior, started all 12 games, earning Second-Team All-SEC honors, and tallied 34 tackles, 5.5 sacks, 5.5 TFLs, 1 FF and 1 FR. In 2011, named First-Team All-SEC. Started all 13 games and recorded a career-high 47 tackles, 9.5 sacks, 13.5 TFLs, 5 FFs and 1 FR. In 2010, named to SEC All-Freshman Team. Played in 14 games (1 start) and notched 19 tackles, 2.0 sacks, 5 TFLs and 1 FF.

## // PERSONAL

- Attended Hialeah (FL) HS and was rated the 35th best player in the nation and 4th best player in the state of Florida by Rivals.com.
- As a senior, selected All-Dade County and Class 6A All-District XIII.
- Selected to play in the 2010 Under Armour All-American Game and in the Team USA vs. The World All-Star Game.
- Born Corey Lemonier (11/19/91) in Hialeah, FL.
- Majored in public administration.

**LEMONIER'S CAREER STATISTICS**

YEAR	TEAM	GP	GS	TACKLES				YDS	INT	YDS	INTERCEPTIONS			PD	FUMBLES		
				TOT	SOL	AST	SACKS				LG	TD	FF		FR	YDS	
2013	SF	16	0	14	9	5	1.0	4.0	0	0	-	0	3	1	0	0	
<b>TOTALS</b>		<b>16</b>	<b>0</b>	<b>14</b>	<b>9</b>	<b>5</b>	<b>1.0</b>	<b>4.0</b>	<b>0</b>	<b>0</b>	<b>-</b>	<b>0</b>	<b>3</b>	<b>1</b>	<b>0</b>	<b>0</b>	

**PLAYOFFS**

YEAR	TEAM	GP	GS	TACKLES				YDS	INT	YDS	INTERCEPTIONS			PD	FUMBLES		
				TOT	SOL	AST	SACKS				LG	TD	FF		FR	YDS	
2013	SF	3	0	1	1	0	0.0	0.0	0	0	-	0	0	0	0	0	
<b>TOTALS</b>		<b>3</b>	<b>0</b>	<b>1</b>	<b>1</b>	<b>0</b>	<b>0.0</b>	<b>0.0</b>	<b>0</b>	<b>0</b>	<b>-</b>	<b>0</b>	<b>0</b>	<b>0</b>	<b>0</b>	<b>0</b>	

**Additional Statistics:**

**Special Teams Tackles – 6:** 2013 (6)

**Milestones:**

**NFL Debut:** vs. GB (9/8/13); **First Sack:** vs. Arz. (10/13/13 – QB Carson Palmer); **First FF:** vs. Arz. (10/13/13 – RB Alfonso Smith); **First Safety:** vs. Arz. (10/13/13 – QB Carson Palmer)

**LEMONIER'S CAREER HIGHS**

**Total Tackles:** Regular Season – 4 at StL (9/26/13); Postseason – 1 at GB (1/5/14)

**Solo:** Regular Season – 3 (2 times) Last vs. Arz. (10/13/13); Postseason – 1 at GB (1/5/14)

**Assists:** 2 at Jax. (10/27/13)

**Sacks:** 1.0 vs. Arz. (10/13/13)

**Forced Fumbles:** 1 vs. Arz. (10/13/13)

**Passes Defensed:** 1 (3 times) Last at Jax. (10/27/13)

**LEMONIER'S GAME-BY-GAME**

**2013**

Date	Opp	W/L	P/S	Tot	Sol	Ast	Sk	Yds	Int	Yds	PD	FF	FR	Yds
Sep 8	GB	W	1/0	0	0	0	0.0	0.0	0	0	0	0	0	0
Sep 15	at Sea	L	1/0	1	0	1	0.0	0.0	0	0	0	0	0	0
Sep 22	Ind	L	1/0	0	0	0	0.0	0.0	0	0	0	0	0	0
Sep 26	at StL	W	1/0	4	3	1	0.0	0.0	0	0	1	0	0	0
Oct 6	Hou	W	1/0	0	0	0	0.0	0.0	0	0	0	0	0	0
Oct 13	Arz	W	1/0	3	3	0	1.0	4.0	0	0	1	1	0	0
Oct 20	at Ten	W	1/0	2	1	1	0.0	0.0	0	0	0	0	0	0
Oct 27	at Jax	W	1/0	2	0	2	0.0	0.0	0	0	1	0	0	0
Nov 10	Car	L	1/0	0	0	0	0.0	0.0	0	0	0	0	0	0
Nov 17	at NO	L	1/0	0	0	0	0.0	0.0	0	0	0	0	0	0
Nov 25	at Was	W	1/0	0	0	0	0.0	0.0	0	0	0	0	0	0
Dec 1	StL	W	1/0	1	1	0	0.0	0.0	0	0	0	0	0	0
Dec 8	Sea	W	1/0	0	0	0	0.0	0.0	0	0	0	0	0	0
Dec 15	at TB	W	1/0	1	1	0	0.0	0.0	0	0	0	0	0	0
Dec 23	Atl	W	1/0	0	0	0	0.0	0.0	0	0	0	0	0	0
Dec 29	at Arz	W	1/0	0	0	0	0.0	0.0	0	0	0	0	0	0
<b>TOTALS</b>			<b>16/0</b>	<b>14</b>	<b>9</b>	<b>5</b>	<b>1.0</b>	<b>4.0</b>	<b>0</b>	<b>0</b>	<b>3</b>	<b>1</b>	<b>0</b>	<b>0</b>

**2013 Postseason**

Date	Opp	W/L	P/S	Tot	Sol	Ast	Sk	Yds	Int	Yds	PD	FF	FR	Yds
Jan 5	at GB	W	1/0	1	1	0	0.0	0.0	0	0	0	0	0	0
Jan 12	at Car	W	1/0	0	0	0	0.0	0.0	0	0	0	0	0	0
Jan 19	at Sea	L	1/0	0	0	0	0.0	0.0	0	0	0	0	0	0
<b>TOTALS</b>			<b>3/0</b>	<b>1</b>	<b>1</b>	<b>0</b>	<b>0.0</b>	<b>0.0</b>	<b>0</b>	<b>0</b>	<b>0</b>	<b>0</b>	<b>0</b>	<b>0</b>



# BRANDON LLOYD

WR

HT 6-0

WT 200

COLLEGE ILLINOIS

BORN 7.5.81 // KANSAS CITY, MO // BLUE SPRINGS HS, BLUE SPRINGS, MO  
11TH YEAR // ACQUIRED FA IN '14

Brandon Lloyd joins the 49ers in 2014 after sitting out the entire 2013 NFL season. The 10-year NFL veteran returns to the team that drafted him in the fourth round (124th overall) of the 2003 NFL Draft. He was a member of the 49ers from 2003-05 and registered a total of 105 receptions for 1,510 yards and 13 touchdowns in his three seasons with the club. Lloyd had the best three-year span of his career from 2010-12, having totaled 3,325 receiving yards and 20 receiving touchdowns. With Denver in 2010, he led the league in receiving yards (1,448) and receptions of 25-or-more yards (18), while also ranking fourth in receiving touchdowns (11). His 18.8 yards per reception average that season ranks fourth in NFL history in a single season since 1970 for a player with at least 75 receptions. His play that year earned him a trip to the Pro Bowl as well as AP Second-Team All-Pro honors.



## // CAREER HIGHLIGHTS

- Named to the Pro Bowl following the 2010 season and also earned AP Second-Team All-Pro honors.
- In 2010, led the league in rec. yds. (1,448) and receipts. of 25+ yds. (18), and ranked 2nd in the league with 9 receptions of 40+ yds.
- Averaged 18.8 yds per recept. during the 2010 season, which is the 4th highest single-season mark since the merger in 1970 among all players with at least 75 receipts.
- Returned a blocked punt 9 yds. for a TD at Car. (9/14/08) while with the Bears.
- Blocked a punt in his first career game vs. Chi. (9/7/03).

### HIGHEST SINGLE SEASON RECEIVING AVERAGE SINCE 1970 (min. 75 receipts.)

Player	Season	Avg.
1. Torry Holt, StL	2000	19.9
2. Roy Green, StL	1984	19.9
3. Josh Gordon, Cle.	2013	18.9
4. <b>Brandon Lloyd, Den.</b>	<b>2010</b>	<b>18.8</b>
5. Victor Cruz, NYG	2011	18.7

## // TRANSACTIONS

Originally selected in the 4th round (54th overall) by SF in the 2003 NFL Draft...Traded to Was. on 3/11/06...Signed a multi-year contract extension with Was. on 4/22/06...Released by Was. on 3/7/08...Signed a one-year contract with Chi. on 3/7/08...Signed a one-year contract with Den. on 6/15/09... Re-signed with Den. on 3/5/10... Traded to StL on 10/17/11... Signed a three-year contract with NE on 3/20/12...Released by NE on 3/16/13... Signed a one-year contract with SF on 4/15/14.

## // AWARDS & HONORS

**2010:** AP Second-Team All-Pro, AFC Pro Bowl

## // GOLDMINE

- Following the conclusion of his football career, Lloyd wants to pursue a career in broadcasting. He majored in speech communications with an emphasis in journalism and interned with Fox Sports Midwest. He had his own show called "Big Man on Campus."
- During the NFL lockout in 2011, Lloyd worked as a sales representative for Re-Steel in Commerce City, CO, a company that sells specialty metals to the aerospace industry.
- In addition to football, Lloyd has displayed a love for music and has even attempted to start a rap career. In 2008, one of his singles made the Billboard R&B chart and another was featured on the Spike TV show *Blue Mountain State*. He's also made a brief appearance on film, starring in the direct-to-DVD movie "After Effect."
- While in kindergarten, Lloyd was asked what he aspired to do when he was older and he said he wanted to be a professional football player. Unwilling to change his answer, he was sent to the principal's office because his response was deemed "unrealistic."
- While out of football in 2013, Lloyd started working full-time for a specialty metal service center that supplies airplane components. He has worked at his friend's company over the last four offseasons, starting with the NFL's lockout in 2010, while calling the aerospace sector "dynamic."

## // 2012 (NEW ENGLAND)

- Tied his career-high in games played (16) and starts (15).
- Caught a team-high 8 passes for 60 yds. vs. Arz. (9/16).
- Had a team-high 9 receipts. for 108 yds. at Bal. (9/30), eclipsing the 100-yd. mark for the first time this season.
- Recorded 3 receipts. for 50 yds., including a 25-yd. TD at Buf. (9/30).
- Registered 2 TDs at StL (10/28), marking his first multi-TD game of the season.
- Caught a 37-yd. TD pass vs. Hou. (12/10), marking his longest TD receipt. of the season.
- Registered season-highs in receipts. (10) and rec. yds. (190) vs. SF (12/16).
- In his first career playoff game, recorded 5 receipts. for 32 yds. and 1 TD vs. Hou. (1/13/13 - AFC-D).

## // 2011 (ST. LOUIS/DENVER)

### With St. Louis

- Played in 11 games (10 starts) after being traded to the Rams on Oct. 17, registering 51 receipts. for 683 yds. and 5 TDs.
- Recorded a TD receipt. in three consecutive games [at Cle. (11/13); vs. Sea. (11/20); vs. Arz. (11/27)].
- Registered 6 receipts. for 100 yds., including a 36-yd. TD receipt. vs. SF (1/1/12).

### With Denver

- Started all four games he appeared in, finishing with 19 receipts. for 283 yds.
- Recorded 8 receipts. for 136 yds. at GB (10/02).
- Set career-highs in receipts. (19) and rec. yds. (283) vs. SD (10/09).

**// 2010 (DENVER)**

- Played in all 16 games (11 starts) and finished with 77 receipts. for a league-high 1,448 rec. yds. and 11 TDs.
- Named to the AFC Pro Bowl team following the season.
- Led the NFL with 18 receipts. of 25+ yds. and finished 2nd in the league with 9 receipts. of 40+ yds.
- Became the 2nd player in NFL history to register their first season with 1,400 rec. yds. in their eighth season or later (Brett Perriman, Det. - 1995).
- Talled 100+ rec. yds. in 4 of the first 5 games of the season [at Jax. (9/12) -117; vs. Ind. (9/26) - 169; at Ten. (10/3) - 115; at Bal. (10/10) - 135].

**MOST RECEIVING YARDS  
IN NFL, 2010**

Player	Rec. Yds.
1. Brandon Lloyd, Den.	1,448
2. Roddy White, Atl.	1,389
3. Reggie Wayne, Ind.	1,355
4. Greg Jennings, GB	1,265
5. Mike Wallace, Pit.	1,257

**// 2009 (DENVER)**

- Was inactive for 14 games before playing in the final 2 games of the season and recording 8 receipts. for 117 yds.
- Started vs. KC (1/3/10) and registered 4 receipts. for 95 yds.

**// 2008 (CHICAGO)**

- Played in 11 games (5 starts) and tallied 26 receipts. for 364 yds. and 2 TDs.
- Returned a blocked punt 9 yds. for a TD at Car. (9/14), marking his first career special teams TD.
- Registered 6 receipts. for 124 yds. and 1 TD vs. TB (9/21).

**// 2007 (WASHINGTON)**

- Appeared in 8 games (1 start) before being placed on Injured Reserve with a shoulder injury on 11/15.

**// 2006 (WASHINGTON)**

- Played in 15 games (12 starts) and finished with 23 receipts. for 365 yds.
- Ranked 20th in the NFL with a then-career-best 15.9 yds. per receipt. avg.

**// 2005 (SAN FRANCISCO)**

- Appeared in 16 games (15 starts) and led the team in receipts. (48), rec. yds. (733), rec. avg. (15.3) and rec. TDs (5).
- Surpassed the 100-yd. rec. mark in 3 games during the season [vs. Dal. (9/25) - 142, at Arz. (10/2) - 102, vs. Sea. (11/20) - 119].
- Recorded a career-long 89-yd. TD receipt. vs. Dal. (9/25).

**// 2004 (SAN FRANCISCO)**

- Started all 13 games he appeared in, finishing with 43 receipts. for 565 yds. and a team-high 6 TDs.
- Recorded at least 50 rec. yds. in 5 straight games [vs. Arz. (10/10) - vs. Car. (11/14)].

**// 2003 (SAN FRANCISCO)**

- Played in all 16 games (1 start) and tallied 14 receipts. for 212 yds. and 2 TDs.
- Led the team with a 15.1 yds. per receipt. avg.
- Blocked a punt in his first career game vs. Chi. (9/7).
- Made his first career start vs. Sea. (12/27).

**// COLLEGE**

A 3-year letterman at the University of Illinois. Recorded a total of 160 receipts. for 2,583 yds. and 21 TDs. Finished his collegiate career ranked 2nd in school history in rec. yds. and rec. TDs, and 3rd in receipts. Became the 2nd player (John David Williams, 1984-85) in school history to register 1,000 yds. in a season twice in a career (2001-02). Named Second-Team All-Big 10 as a junior after tallying 65 receipts. for 1,010 yds. and 9 TDs. Earned consensus First-Team All-Big 10 honors as a sophomore after registering 65 receipts. for 1,062 yds. and 10 TDs (tied for most in school history).

**// PERSONAL**

- Attended Blue Springs (MO) HS where he lettered in football, basketball and track.
- Selected to the All-Suburban Big 8 Conference team three times.
- As a standout football player in high school, he played cornerback, wide receiver, kicker and punter.
- Majored in speech communications with an emphasis on journalism.
- Born Brandon Matthew Lloyd (7/5/81) in Kansas City, MO.

**// INJURY REPORT**

- 2004:** Inactive at Sea. (9/26) and vs. StL (10/3) with a groin injury; Inactive at NE (1/2/05) with a foot injury.
- 2006:** Inactive vs. NYG (12/30) with bronchitis.
- 2007:** Placed on Injured Reserve on 11/15 with a broken collar bone.
- 2008:** Missed five straight games [at Det. (10/5), at Atl. (10/12), vs. Min. (10/19), vs. Det. (11/2) and vs. Ten. (11/9)] with a knee injury.
- 2011:** Inactive vs. Cin. (9/18) with a groin injury.

LLOYD'S CAREER STATISTICS

YEAR	TEAM	GP	GS	RECEIVING					RUSHING				
				NO	YDS	AVG	LG	TD	ATT	YDS	AVG	LG	TD
2003	SF	16	1	14	212	15.1	44	2	0	0	—	—	0
2004	SF	13	13	43	565	13.1	52	6	0	0	—	—	0
2005	SF	16	15	48	733	15.3	89t	5	0	0	—	—	0
2006	WAS	15	12	23	365	15.9	52	0	0	0	—	—	0
2007	WAS	8	1	2	14	7.0	9	0	0	0	—	—	0
2008	CHI	11	5	26	364	14.0	32	2	0	0	—	—	0
2009	DEN	2	1	8	117	14.6	44	0	0	0	—	—	0
2010	DEN	16	11	77	1,448	18.8	71	11	1	-18	-18.0	-18	0
2011	DEN/STL	15	14	70	966	13.8	44	5	0	0	—	—	0
2012	NE		15	74	911	12.3	53	4	0	0	—	—	0
2013	Out of Football		—	—	—	—	—	—	—	—	—	—	—
<b>TOTALS</b>		<b>128</b>	<b>88</b>	<b>385</b>	<b>5,695</b>	<b>14.8</b>	<b>89t</b>	<b>35</b>	<b>1</b>	<b>-18</b>	<b>-18.0</b>	<b>-18</b>	<b>0</b>

PLAYOFFS

YEAR	TEAM	GP	GS	RECEIVING					RUSHING				
				NO	YDS	AVG	LG	TD	ATT	YDS	AVG	LG	TD
2012	NE	2	2	12	102	8.5	16	1	0	0	—	—	0
<b>TOTALS</b>		<b>2</b>	<b>2</b>	<b>12</b>	<b>102</b>	<b>8.5</b>	<b>16</b>	<b>1</b>	<b>0</b>	<b>0</b>	<b>—</b>	<b>—</b>	<b>0</b>

Additional Statistics:

**Blocked Punt – 1:** 2003 (1)  
**Kick Returns – 20:** 2003 (20)  
**Kick Return Yards – 32:** 2003 (32)  
**Fumbles – Lost – 3–2:** 1–1 in 2005, 1–1 in 2006, 1–0 in 2011  
**Passing – 1–0–0–0 TDs:** 2011 (1–0–0–0 TDs)

Milestones:

**NFL Debut:** vs. Chi. (9/7/03); **First Start:** vs. Sea. (12/27/03); **First Reception:** vs. Det. (10/5/03 – 26–yd. pass from QB Jeff Garcia); **First TD Reception:** vs. StL (11/2/03 – 27–yd. pass from QB Tim Rattay); **100–yd. Games:** 14, Last vs. SF (12/16/12 – 190 yds.); **200–yd. Game:** 283 vs. SD (10/09/11); **1,000–yd. Seasons:** 2010 (1,448).

LLOYD'S CAREER HIGHS

**Receptions:** Regular Season – 11 at Ten. (10/3/10); Postseason – 7 vs. Bal. (1/20/13)  
**Receiving Yards:** Regular Season – 283 vs. SD (10/09/11); Postseason – 70 vs. Bal. (1/20/13)  
**Long Reception:** 89t vs. Dal. (9/25/05); Postseason – 16 vs. Bal. (1/20/13)  
**TD Receptions:** 2 (5 times) Last at StL (10/28/12)  
**Rushes:** 1 vs. SD (1/2/11)  
**Rushing Yards:** –18 vs. SD (1/2/11)  
**Long Rush:** –18 vs. SD (1/2/11)

LLOYD'S GAME-BY-GAME

2003 (San Francisco)										2004 (San Francisco)									
Date	Opp	W/L	P/S	Rec	Yds	Avg	Lg	TD		Date	Opp	W/L	P/S	Rec	Yds	Avg	Lg	TD	
Sep 7	Chi	W	1/0	0	0	—	—	0		Sep 12	Atl	L	1/1	4	29	7.3	14	0	
Sep 14	at StL	L	1/0	0	0	—	—	0		Sep 19	at NO	L	1/1	1	7	7.0	7	0	
Sep 21	Cle	L	1/0	0	0	—	—	0		Sep 26	at Sea	L	—	—	INACTIVE (Groin)	—	—	—	
Sep 28	at Min	L	1/0	0	0	—	—	0		Oct 3	StL	L	—	—	INACTIVE (Groin)	—	—	—	
Oct 5	Det	W	1/0	1	26	26.0	26	0		Oct 10	Arz	W	1/1	5	56	11.2	23t	1	
Oct 12	at Sea	L	1/0	0	0	—	—	0		Oct 17	at NYJ	L	1/1	6	93	15.5	33t	1	
Oct 19	TB	W	1/0	0	0	—	—	0		Oct 31	at Chi	L	1/1	5	63	12.6	18	0	
Oct 26	at Arz	L	1/0	0	0	—	—	0		Nov 7	Sea	L	1/1	4	75	18.8	39t	1	
Nov 2	StL	W	1/0	2	35	17.5	27t	1		Nov 14	Car	L	1/1	5	62	12.4	30t	1	
Nov 17	Pit	W	1/0	3	15	5.0	7	0		Nov 21	at TB	L	1/1	1	7	7.0	7	0	
Nov 23	at GB	L	1/0	0	0	—	—	0		Nov 28	Mia	L	1/1	2	15	7.5	8	0	
Nov 30	at Bal	L	1/0	1	32	32.0	32	0		Dec 5	at StL	L	1/1	2	64	32.0	52	0	
Dec 7	Arz	W	1/0	1	6	6.0	6	0		Dec 12	at Arz	W	1/1	2	18	9.0	13	1	
Dec 14	at Cin	L	1/0	1	2	2.0	2	0		Dec 18	Was	L	1/1	4	51	12.8	17t	1	
Dec 21	at Phi	W	1/0	2	33	16.5	33t	1		Dec 26	Buf	L	1/1	2	25	12.5	14	0	
Dec 27	Sea	L	1/1	3	63	21.0	44	0		Jan 2	at NE	L	—	—	INACTIVE (Foot)	—	—	—	
<b>TOTALS</b>			<b>16/1</b>	<b>14</b>	<b>212</b>	<b>15.1</b>	<b>44</b>	<b>2</b>		<b>TOTALS</b>			<b>13/13</b>	<b>43</b>	<b>565</b>	<b>13.1</b>	<b>52</b>	<b>6</b>	

LLOYD'S GAME-BY-GAME

2005 (San Francisco)

Date	Opp	W/L	P/S	Rec	Yds	Avg	Lg	TD
Sep 11	StL	W	1/1	3	65	21.7	35t	1
Sep 18	at Phi	L	1/0	3	17	5.7	9	0
Sep 25	Dal	L	1/1	4	142	35.5	89t	2
Oct 2	at Arz	L	1/1	7	102	14.6	28	0
Oct 9	Ind	L	1/1	0	0	—	—	0
Oct 23	at Was	L	1/1	2	43	21.5	43	0
Oct 30	TB	W	1/1	2	18	9.0	10	0
Nov 6	NYG	L	1/1	1	13	13.0	13	0
Nov 13	at Chi	L	1/1	1	28	28.0	28	0
Nov 20	Sea	L	1/1	7	119	17.0	44	1
Nov 27	at Ten	L	1/1	3	30	10.0	13	0
Dec 4	Arz	L	1/1	5	47	9.4	12	0
Dec 11	at Sea	L	1/1	3	37	12.3	14	0
Dec 18	at Jax	L	1/1	1	6	6.0	6	0
Dec 24	at StL	W	1/1	2	18	9.0	10	0
Jan 1	Hou	W	1/1	4	48	12.0	14t	1
<b>TOTALS</b>			<b>16/15</b>	<b>48</b>	<b>733</b>	<b>15.3</b>	<b>89t</b>	<b>5</b>

2008 (Chicago)

Date	Opp	W/L	P/S	Rec	Yds	Avg	Lg	TD
Sep 7	at Ind	W	1/1	2	26	13.0	18	0
Sep 14	at Car	L	1/1	5	66	13.2	32	0
Sep 21	TB	L	1/1	6	124	20.7	27	1
Sep 28	Phi	W	1/1	2	33	16.5	24	0
Oct 5	at Det	W	—	—	—	—	—	—
Oct 12	at Atl	L	—	—	—	—	—	—
Oct 19	Min	W	—	—	—	—	—	—
Nov 2	Det	W	—	—	—	—	—	—
Nov 9	Ten	L	—	—	—	—	—	—
Nov 16	at GB	L	1/0	2	17	8.5	9	0
Nov 23	at StL	W	1/0	1	3	3.0	3	0
Nov 30	at Min	L	1/0	1	24	24.0	24	0
Dec 7	Jax	W	1/0	0	0	—	—	0
Dec 11	NO	W	1/0	2	21	10.5	15	0
Dec 22	GB	W	1/1	1	16	16.0	16	0
Dec 28	at Hou	L	1/0	4	34	8.5	13	1
<b>TOTALS</b>			<b>11/5</b>	<b>26</b>	<b>364</b>	<b>14.0</b>	<b>32</b>	<b>2</b>

2006 (Washington)

Date	Opp	W/L	P/S	Rec	Yds	Avg	Lg	TD
Sep 11	Min	L	1/1	0	0	—	—	0
Sep 17	at Dal	L	1/1	1	6	6.0	6	0
Sep 24	at Hou	W	1/1	2	20	10.0	11	0
Oct 1	Jax	W	1/1	3	49	16.3	33	0
Oct 8	at NYG	L	1/1	0	0	—	—	0
Oct 15	Ten	L	1/1	1	52	52.0	52	0
Oct 22	at Ind	L	1/1	4	37	9.3	12	0
Nov 5	Dal	W	1/1	2	26	13.0	17	0
Nov 12	at Phi	L	1/1	2	47	23.5	43	0
Nov 19	at TB	L	1/1	2	24	12.0	19	0
Nov 26	Car	W	1/1	1	8	8.0	8	0
Dec 3	Atl	L	1/1	2	26	13.0	15	0
Dec 10	Phi	L	1/0	1	40	40.0	40	0
Dec 17	at NO	W	1/0	2	30	15.0	15	0
Dec 24	at StL	L	1/0	0	0	—	—	0
Dec 30	NYG	L	—	—	—	—	—	—
<b>TOTALS</b>			<b>15/12</b>	<b>23</b>	<b>365</b>	<b>15.9</b>	<b>52</b>	<b>0</b>

2009 (Denver)

Date	Opp	W/L	P/S	Rec	Yds	Avg	Lg	TD
Sep 13	at Cin	W	—	—	—	—	—	—
Sep 20	Cle	W	—	—	—	—	—	—
Sep 27	at Oak	W	—	—	—	—	—	—
Oct 4	Dal	W	—	—	—	—	—	—
Oct 11	NE	W	—	—	—	—	—	—
Oct 19	at SD	W	—	—	—	—	—	—
Nov 1	at Bal	L	—	—	—	—	—	—
Nov 9	Pit	L	—	—	—	—	—	—
Nov 15	at Was	L	—	—	—	—	—	—
Nov 22	SD	L	—	—	—	—	—	—
Nov 26	NYG	W	—	—	—	—	—	—
Dec 6	at KC	W	—	—	—	—	—	—
Dec 13	at Ind	L	—	—	—	—	—	—
Dec 20	Oak	L	—	—	—	—	—	—
Dec 27	at Phi	L	1/0	4	22	5.5	15	0
Jan 3	KC	L	1/1	4	95	23.8	44	0
<b>TOTALS</b>			<b>2/1</b>	<b>8</b>	<b>117</b>	<b>14.6</b>	<b>44</b>	<b>0</b>

2007 (Washington)

Date	Opp	W/L	P/S	Rec	Yds	Avg	Lg	TD
Sep 9	Mia	W	1/1	0	0	—	—	0
Sep 17	at Phi	W	1/0	0	0	—	—	0
Sep 23	NYG	L	1/0	0	0	—	—	0
Oct 7	Det	W	1/0	1	9	9.0	9	0
Oct 14	at GB	L	1/0	0	0	—	—	0
Oct 21	Arz	W	1/0	0	0	—	—	0
Oct 28	at NE	L	1/0	1	5	5.0	5	0
Nov 4	at NYJ	W	—	—	—	—	—	—
Nov 11	Phi	L	1/0	0	0	—	—	0
<b>PLACED ON INJURED RESERVE (Collar Bone) ON 11/15</b>								
<b>TOTALS</b>			<b>8/1</b>	<b>2</b>	<b>14</b>	<b>7.0</b>	<b>9</b>	<b>0</b>

2010 (Denver)

Date	Opp	W/L	P/S	Rec	Yds	Avg	Lg	TD
Sep 12	at Jax	L	1/1	5	117	23.4	41	0
Sep 19	Sea	W	1/1	3	53	17.7	25	0
Sep 26	Ind	L	1/1	6	169	28.2	61	1
Oct 3	at Ten	W	1/1	11	115	10.5	23	0
Oct 10	at Bal	L	1/0	5	135	27.0	44t	2
Oct 17	NYJ	L	1/1	4	74	18.5	29	0
Oct 24	Oak	L	1/1	1	46	46.0	46	0
Oct 31	at SF	L	1/0	7	169	24.1	71	1
Nov 14	KC	W	1/1	6	90	15.0	37	2
Nov 22	at SD	L	1/0	6	78	13.0	21	1
Nov 28	StL	L	1/0	4	76	19.0	41t	2
Dec 5	at KC	L	1/1	2	31	15.5	18	0
Dec 12	at Arz	L	1/1	3	32	10.7	18	0
Dec 19	at Oak	L	1/0	4	79	19.8	33t	1
Dec 26	Hou	W	1/1	5	111	22.2	41	0
Jan 2	SD	L	1/1	5	73	14.6	17	1
<b>TOTALS</b>			<b>16/11</b>	<b>77</b>	<b>1,488</b>	<b>18.8</b>	<b>71</b>	<b>11</b>

LLOYD'S GAME-BY-GAME

2011 (Denver/St. Louis)

Date	Opp	W/L	P/S	Rec	Yds	Avg	Lg	TD
Sep 12	Oak	L	1/1	6	89	14.8	20	0
Sep 18	Cin	W	—	—	INACTIVE (Groin)			—
Sep 25	at Ten	L	1/1	4	38	9.5	20	0
Oct 2	at GB	L	1/1	8	136	17.0	44	0
Oct 9	SD	L	1/1	19	283	14.9	44	0
<b>TRADED TO STL ON 10/17</b>								
Oct 23	at Dal	L	1/1	6	74	12.3	34	0
Oct 30	NO	W	1/1	6	53	8.8	16	1
Nov 6	at Arz	L	1/1	5	80	16.0	26	0
Nov 13	at Cle	W	1/0	4	48	12.0	24	1
Nov 20	Sea	L	1/1	5	67	13.4	16	1
Nov 27	Arz	L	1/1	5	74	14.8	26	1
Dec 4	at SF	L	1/1	1	34	34.0	34	0
Dec 12	at Sea	L	1/1	5	82	16.4	37	0
Dec 18	Cin	L	1/1	5	42	8.4	15	0
Dec 24	at Pit	L	1/1	3	29	9.7	12	0
Jan 1	SF	L	1/1	6	100	16.7	36t	1
<b>TOTALS</b>			<b>15/14</b>	<b>70</b>	<b>966</b>	<b>13.8</b>	<b>44</b>	<b>5</b>

2012 (New England)

Date	Opp	W/L	P/S	Rec	Yds	Avg	Lg	TD
Sep 9	at Ten	W	1/1	5	69	13.8	27	0
Sep 16	Arz	L	1/1	8	60	7.5	12	0
Sep 23	at Bal	L	1/1	9	108	12.0	22	0
Sep 30	at Buf	W	1/1	3	50	16.7	25t	1
Oct 7	Den	W	1/1	3	34	11.3	15	0
Oct 14	at Sea	L	1/1	6	80	13.3	23	0
Oct 21	NYJ	W	1/1	1	6	6.0	6	0
Oct 28	at StL	W	1/1	2	28	14.0	19t	2
Nov 11	Buf	W	1/1	5	45	9.0	12	0
Nov 18	Ind	W	1/1	4	45	11.3	15	0
Nov 22	at NYJ	W	1/1	3	26	8.7	12	0
Dec 2	at Mia	W	1/1	1	10	10.0	10	0
Dec 10	Hou	W	1/1	7	89	12.7	37t	1
Dec 16	SF	L	1/1	10	190	19.0	53	0
Dec 23	at Jax	W	1/1	6	62	10.3	16	0
Dec 30	Mia	W	1/0	1	9	9.0	9	0
<b>TOTALS</b>			<b>16/15</b>	<b>74</b>	<b>911</b>	<b>12.3</b>	<b>53</b>	<b>4</b>

2012 Postseason (New England)

Date	Opp	W/L	P/S	Rec	Yds	Avg	Lg	TD
Jan 13	Hou	W	1/1	5	32	6.4	8	1
Jan 20	Bal	L	1/1	7	70	10.0	16	0
<b>TOTALS</b>			<b>2/2</b>	<b>12</b>	<b>102</b>	<b>8.5</b>	<b>16</b>	<b>1</b>



# JOE LOONEY

G

HT 6-3

WT 315

COLLEGE WAKE FOREST

BORN 8.31.90 // LAKE WORTH, FL // LAKE WORTH HS, LAKE WORTH, FL  
3RD YEAR // ACQUIRED D-4 IN '12

Joe Looney saw his first NFL action in 2013 after spending his first year and a half in an understudy role. The 49ers fourth-round pick (117th overall) in the 2012 NFL Draft, he has focused on learning the center and guard positions. A four-year starter at left guard for Wake Forest, he was a Second-Team All-ACC selection in 2011. In each of his last two collegiate seasons, Looney graded out as the team's highest-rated offensive lineman.

## // TRANSACTIONS

Originally a 4th-round (117th overall) draft choice by SF in 2012.

## // GOLDMINE

- Looney was a member of Athletes in Action at Wake Forest. AIA is a Christian ministry on campus that is geared towards athletes of all sports. "We had meetings every Tuesday night and we would sing and listen to sermons," said Looney. "It's just amazing." Joe eventually joined the Servant Leadership Team after a life-changing event. "I went to the AIA Ultimate Training Camp that they have in Colorado." Athletes received Biblical perspective on topics like motivation, attitude, persevering through tough times, and winning and losing. "It was a pretty amazing experience and it just changed my life."

## // 2013

- Made his NFL debut at Was. (11/25).

## // 2012

- Looney spent the 2012 season on the team's 53-man roster and was inactive for each game.

## // COLLEGE

Played in 48 games (41 starts) for the Demon Deacons. As a senior, started all 13 games at LG and was selected Second-Team All-ACC. In 2010, started all 10 games he appeared in and led all offensive linemen with a grade of 84% for the season. As a sophomore, played in 12 games (11 starts) and was a preseason Third-Team All-ACC selection by *Athlon Sports*. In 2008, played in 13 games (7 starts) and was one of three true freshman to see action for the Demon Deacons.

## // PERSONAL

- Attended Lake Worth (FL) HS and was a 4-year starter.
- As a senior, earned first-team all-state honors from the Florida Sports Writers Association. Also named First-Team All-Palm Beach County by the *South Florida Sun-Sentinel*.
- Named second-team all-state as a junior.
- His father, James, played football at Louisville.
- Graduated with a degree in history.
- Born Joe Looney (8/31/90) in Lake Worth, FL.

## LOONEY'S CAREER STATISTICS

GAMES/STARTS – 4/0; 2012 (0/0); 2013 (4/0)

POSTSEASON GAMES/STARTS – 0/0; 2012 (0/0); 2013 (0/0)

### Milestones:

NFL Debut: at Was. (11/25/13)





# JONATHAN MARTIN

T

HT 6-5

WT 312

COLLEGE STANFORD

BORN 8.19.89 // PITTSBURGH, PA // HARVARD-WESTLAKE, STUDIO CITY, CA  
3RD YEAR // ACQUIRED TR IN '14 - MIA

Jonathan Martin enters his first season with the 49ers where he reunites with his head coach at Stanford, Jim Harbaugh. The experienced offensive lineman has already played both left and right tackle positions in his young NFL career. A second-round draft pick (42nd overall) by the Miami Dolphins in the 2012 NFL Draft, Martin has started 23 career games. A three-year starter at Stanford, Martin earned First-Team All-Pac-10 honors as a junior and was also a finalist for the Lombardi Award, given to the nation's most outstanding lineman.

## // TRANSACTIONS

Originally a 2nd-round (42nd overall) draft choice by Mia. in 2012...  
Traded to SF on 3/11/14.

## // GOLDMINE

- Martin grew up in a well-educated family that saw his great-grandfather, grandfather and both parents graduate from Harvard. Before choosing Stanford University, Martin was heavily recruited by Harvard as well and would have been the first-ever fourth generation African-American at the school.
- A classics major at Stanford, Martin was introduced to the program by a fellow offensive lineman. "I took a class on the Greek Gods and I kind of liked it," said Martin. He enjoys reading the works of philosophers such as Plato.

## // 2013

- Started each of the first 7 games of the season, playing 6 games at left tackle and 1 game at right tackle.

## // 2012

- Started all 16 games.
- Opened the first 12 games of the season at right tackle and played the final 4 games at left tackle.
- Made his NFL debut at Hou. (9/9).

## // COLLEGE

Three-year starter at Stanford University (2009-11). Played in 39 career games with 37 starts at left tackle. Protected the blindside of QB Andrew Luck, the first overall pick in the 2012 NFL Draft. Earned First-Team All-America honors after 13 games at left tackle during his junior season of 2011. Was also named a finalist for the Lombardi Award, given to the nation's most outstanding lineman. Started all 13 games as a sophomore in 2010 and received First-Team All-Pac-10 Conference honors. Played in all 13 games (11 starts) as a redshirt freshman in 2009. Named a Second-Team Freshman All-American and Honorable Mention All-Pac-10 Conference. Redshirted as a true freshman in 2008.

## // PERSONAL

- Attended Harvard-Westlake (Studio City, CA) School and led his team to an 8-4 record and a second round berth in the Southern Section/Del Ray League playoffs as a senior. He also lettered in basketball.
- Born Jonathan Augustus Martin (8/19/89) in Pittsburgh, PA.

## MARTIN'S CAREER STATISTICS

GAMES/STARTS – 23/23; 2012 (16/16); 2013 (7/7)

POSTSEASON GAMES/STARTS – 0/0

### Milestones:

NFL Debut: at Hou.(9/9/12)



# KEVIN McDERMOTT

LS

HT 6-4

WT 234

COLLEGE UCLA

BORN 1.12.90 // NASHVILLE, TN // ENSWORTH HS, NASHVILLE, TN  
2ND YEAR // ACQUIRED FA IN '13

Kevin McDermott took every snap for the 49ers special teams during his rookie season in 2013. His snaps assisted K Phil Dawson to a franchise-record 27 consecutive field goals made. An undrafted rookie out of UCLA, McDermott was a two-time Honorable Mention Academic All-Pac-12 selection.

## // TRANSACTIONS

Originally signed as an undrafted free agent by SF on 5/7/13.

## // GOLDMINE

- While back home in Nashville, TN, Kevin gained valuable work experience that most members of the media can relate to. "I used to work at a local TV station in Nashville, TN, WKRN Channel 2 News. I worked at the assignment desk and would make cold calls to police stations to see if there was anything to report."
- At one time, McDermott was also a man of music, and had a unique attribute that made him a valuable member of the band. "I don't anymore, but from about 6th grade through the 10th grade. I used to play the tuba. I was the only kid big enough in my high school to carry the tuba."
- In early April of 2014, McDermott participated in the *NFL Business Management & Entrepreneurial Program*. The program consisted of presentations by NFL Legends who applied learnings from past BM&E programs to launch their own business ventures and foundations as well as University of Notre Dame faculty and successful business leaders. Topics discussed were financial literacy and analysis, investing for impact, and business plan development.

## McDERMOTT'S CAREER STATISTICS

GAMES/STARTS – 16/0; 2013 (16/0)

POSTSEASON GAMES/STARTS – 3/0; 2013 (3/0)

### Milestones:

NFL Debut: vs. GB (9/8/13)

## // 2013

- Made his 49ers debut vs. GB (9/8), flawlessly snapping for 5 Andy Lee punts, 3 Phil Dawson FG atts. and 4 XP atts.

## // COLLEGE

Played in 29 games for the Bruins. As a senior, played in all 14 games and earned Honorable Mention Academic All Pac-12. In 2011, played in all 14 games handling the long snapping duties for all kicks during the season and was named honorable mention Academic All Pac-12. In 2010, did not see game action, but served as the back-up long snapper and a reserve tight end. In 2009, saw his first game action as a reserve tight end in the win at Washington State and served as the back-up long snapper during the season.

## // PERSONAL

- Attended Ensworth (Nashville, TN) HS where he served as a team captain his senior year and was the 6th ranked long snapper in the 2008 class by ProKicker.com.
- A multisport athlete, he also was a three-time team captain for the basketball team and earned TSSAA Basketball All-Region Tournament Team honors as a senior year.
- Also played lacrosse for 3 seasons.
- Parents are Kevin and Deborah and he has one brother, Conor, who is on the football squad at UCLA.
- Majored in political science.
- Born Kevin Patrick McDermott (1/12/90) in Nashville, TN.



# RAY McDONALD

DT

HT 6-3

WT 290

COLLEGE FLORIDA

BORN 9.2.84 // PAHOKEE, FL // GLADES CENTRAL HS, BELLE GLADE, FL  
8TH YEAR // ACQUIRED D-3B IN '07

Ray McDonald has been a consistent force on the 49ers defensive line over the last three seasons, having started 45 of 48 regular season games in that span. Whether it's stopping the run or rushing the passer, McDonald's abilities makes him an integral piece of the defense. His 3.5 sacks in 2013 trailed only DT Justin Smith for most sacks by a defensive lineman. A model of determination and resiliency, he has missed just four games because of injury during his seven-year career, after having overcome multiple knee injuries while in college.

## // TRANSACTIONS

Originally the second of two 3rd-round (97th pick overall) draft choices by SF in 2007...Signed a five-year deal with SF on 7/29/11.

## // AWARDS & HONORS

**2012:** Hazeltine Iron Man Award, 49ers Blue Collar Player of the Year - Defense

## // GOLDMINE

- McDonald's durability and toughness earned him the 49ers Hazeltine Iron Man and Blue Collar Defensive Player of the Year Awards for the 2012 season. During the year, McDonald started all 16 games and recorded 2.5 sacks, while taking on constant double teams to free up his teammates. The Hazeltine Iron Man Award is given annually to the most courageous and inspirational defensive player as voted upon by the defensive coaches.
- Ray comes from an athletic family as his father, Ray Sr., played wide receiver for the Florida Gators in the mid-80s and was featured on the cover of *Sports Illustrated* (Nov. 11, 1985) after catching both scores in a 14-10 victory at Auburn in 1985. Ray's grandfather, Willie McDonald, played running back at Bethune Cookman, and his uncle was a cornerback at UCF. Ray didn't have strong aspirations of playing football professionally until later in high school, when his father began to prepare him for the pro game. "He didn't really push me into playing football when I was growing up, but I told him I really wanted to take off with football. So he dedicated his whole year to working me out."
- Ray has had his share of success growing up playing football. While in high school, he won a state championship four straight years, and then a national title at Florida, but still strives to achieve the ultimate prize of an NFL championship. "I have individual goals, but it all comes down to winning. I come from a winning tradition. All I'm missing out on is an NFL Championship."

## // GOLDMINE (CONTINUED)

- Since the 2008 offseason, Ray has looked for other ways to improve himself as a pass rusher. He has been boxing with the 49ers strength and conditioning staff in order to add more moves to his pass rushing repertoire. "It's something that I can add to my tray with hand-eye coordination. It helps with my endurance and my hand placement and I have enough force to knock someone off balance."
- Despite entering the NFL with great concerns regarding the health of his knees, which hurt his draft stock and forced him to be selected in the 3rd round in 2007, McDonald has missed just 2 games in his 5-year career to injury.

## // CAREER HIGHLIGHTS

- Recorded his first career TD after scooping up a QB Kyle Boller fumble on the Rams 11-yd. line and returned it for the score vs. StL (10/4/09).
- Registered his first career INT and returned it 31 yds. for a TD at Car. (10/24/10).

## // 2013

- Notched a career-high 14 tackles at Sea. (9/15).
- McDonald recorded 5 tackles at StL (9/26). Part of a defense that held the Rams offense to only 18 yds. rushing on 19 carries, the 7th best single-game defensive rushing performance in franchise history.
- Tallied 4 tackles and 1.0 sack vs. Hou. (10/6), bringing down Texans QB Matt Schaub in the 3rd qtr.
- In his 50th career start, McDonald registered 6 tackles and 1.0 sack, giving him 2.5 on the season, vs. StL (12/1).
- Recorded 6 tackles and brought down QB Russell Wilson vs. Sea. (12/8), giving him 3.5 sacks on the season and 16.5 for his career.
- McDonald combined with LB Aldon Smith on a sack of QB Aaron Rodgers at GB (1/5/14 - NFC-W). It marked his 4th career postseason sack.

## // 2012

- Recorded a career-high 106 total tackles in 2012.
- Tipped a pass at the line of scrimmage that led to an INT by LB Patrick Willis at NYJ (9/30).
- Registered their first career safety, tackling Bears G Chilo Rachal in the end zone vs. Chi. (11/19) after Rachal had recovered a FF by LB Aldon Smith on QB Jason Campbell.
- Tallied 2.0 sacks at NE (12/16) on QB Tom Brady, marking his 1st career multi-sack game.
- Registered his 1st FF of the season vs. Arz. (12/30), stripping the ball from Cardinals WR Michael Floyd. The loose ball was scooped up by S Donte Whitner. The takeaway led to a 26-yd. FG by K David Akers.
- Notched his first sack of the 2012 postseason vs. Bal. (2/3/13 - SB XLVII), bringing down Ravens QB Joe Flacco.

**// 2011**

- Recorded career highs in tackles (93), sacks (5.5), and FFs (2).
- Registered his 7th career sack vs. Dal. (9/18), marking the first time he recorded sacks in multiple weeks since 9/13/09 at Arz. and 9/20/09 vs. Sea.
- Tallied 6 tackles and a 0.5 sack at Phi. (10/2) in come-from-behind 49ers 24-23 victory.
- Assisted on a sack with DT Justin Smith at Det. (10/16 - QB Matthew Stafford) with 1:02 left in the 4th qtr. Also posted 5 tackles and a career-high 2 PDs.
- Notched a career-high 9 tackles at Bal. (11/24), including 2 QB pressures and 1 TFL.
- Registered his first career FF after taking down Rams QB A.J. Feeley in the 2nd qtr. vs. StL (12/4), marking his 4th sack of the season and 9th of his career. Tied the team-high with 7 stops on the day.
- Helped limit the Rams to just 31 yds. rushing without allowing a rushing first down vs. StL (12/4). This marked the first time the 49ers defense did not allow a rushing first down since 11/29/10 at Arz.
- Teamed up with LB Aldon Smith for a sack on QB Ben Roethlisberger vs. Pit. (12/19). On the play, McDonald registered his 2nd FF of the season, while DT Justin Smith picked up the ball, which led to a TD on the ensuing drive.
- Registered 2.5 sacks vs. NYG (1/22/12 - NFC-C), which ranked t-2nd in franchise history for the most sacks by one player in a post-season game.

**// 2010**

- Played in all 16 games, registering 57 tackles and an INT returned for a TD.
- Registered his first career INT and returned it 31 yds. for a TD at Car. (10/24). It marked McDonald's 2nd career TD.

**// 2009**

- Sacked QB Kurt Warner at Arz. (9/13) in his first game back after undergoing offseason knee surgery.
- Registered sacks in back-to-back games for the first time in his career by dropping QB Matt Hasselbeck vs. Sea. (9/20).
- Blocked a 44-yd. FG att. by K Ryan Longwell that was returned by CB Nate Clements 59 yds. for a TD at the end of the 2nd qtr. at Min. (9/27). It marked his 2nd career blocked FG.
- Recorded his first career TD after scooping up a QB Kyle Boller fumble on the Rams 11-yd. line, returning it for the score vs. StL (10/4).

**// 2008**

- Ranked 2nd on team with 37 QB pressures.
- Started first career game vs. Arz. (9/7), tallying 6 tackles.
- Tipped a pass that was intercepted by CB Walt Harris at Sea. (9/14).
- Blocked a 54-yd. FG attempt vs. Phi. (10/12) and CB Donald Strickland scooped ball up and raced 41 yds. for a TD.
- Left game in 2nd qtr. at NYG (10/19) with a sprained knee.

**// 2007**

- Made his NFL debut vs. Bal. (10/7) and tallied 3 tackles.
- Totaled 2 tackles and brought down QB Jeff Garcia for his first career sack vs. TB (12/23).

**// COLLEGE**

Saw action in 46 games (36 starts) at Florida and collected 137 tackles, 11.0 sacks, 2 FFs, a FR and a blocked kick. Became first defensive lineman to start 12 games in a season (2003) as a freshman and was only the 4th defensive lineman in school history to start as a freshman in season opener. Earned All-SEC first-team honors from league's coaches as a senior after starting every game and recording 36 tackles, 3.0 sacks, a blocked kick and a FR returned for a TD as he split time between defensive end and tackle. SEC All-Freshman Team selection by *The Sporting News* after starting 12 of 13 games at defensive tackle and posting 54 tackles. Redshirted as a true freshman in 2002.

**// PERSONAL**

- Attended Glades Central (Belle Glade, FL) HS, where he earned All-American honors and was named Palm Beach County Defensive Player of the Year in 2001, as he recorded 132 tackles and 24.0 sacks as a senior. Helped lead his team to Class 3A State Championship as a junior and started final 3 seasons at defensive tackle.
- His parents, Ray Sr. and Labrina, own an insurance agency. Ray Sr. played WR at the University of Florida.
- Grew up in the small town of Belle Glade, FL, where fishing, hunting and football were the only things for him to do.
- Claims to have no real hobbies and the closest thing to a hobby would be hanging around the practice facility.
- Has supported the track and field team at his alma mater Glades Central HS as his grandfather, Willie, is the coach.
- Born Raymondo Antoine McDonald (9/2/84) in Wellington, FL.

**// INJURY REPORT**

**2008:** Inactive vs. Sea. (10/26) with a knee injury.

**2011:** Inactive at Was. (11/6) with a hamstring injury.

**2013:** Inactive at NO (11/17) and at Was. (11/25) with an ankle injury.

**McDONALD'S CAREER STATISTICS**

YEAR	TEAM	GP	GS	TACKLES					YDS	INTERCEPTIONS					FUMBLES		
				TOT	SOL	AST	SACKS	YDS		INT	YDS	LG	TD	PD	FF	FR	YDS
2007	SF	9	0	11	4	7	1.0	6.0	0	0	–	0	0	0	0	0	0
2008	SF	15	9	58	28	30	1.0	5.0	0	0	–	0	5	0	0	0	
2009	SF	16	0	29	12	17	3.0	19.0	0	0	–	0	0	0	2	11t	
2010	SF	16	0	57	23	34	0.0	0.0	1	31	31t	1	2	0	0	0	
2011	SF	15	15	93	51	42	5.5	35.5	0	0	–	0	2	2	1	0	
2012	SF	16	16	106	57	49	2.5	15.5	0	0	–	0	1	1	0	0	
2013	SF	14	14	81	53	28	3.5	24.5	0	0	–	0	1	0	0	0	
<b>TOTALS</b>		<b>101</b>	<b>54</b>	<b>435</b>	<b>228</b>	<b>207</b>	<b>16.5</b>	<b>105.5</b>	<b>1</b>	<b>31</b>	<b>31t</b>	<b>1</b>	<b>11</b>	<b>3</b>	<b>3</b>	<b>11t</b>	

**PLAYOFFS**

YEAR	TEAM	GP	GS	TACKLES					YDS	INTERCEPTIONS					FUMBLES		
				TOT	SOL	AST	SACKS	YDS		INT	YDS	LG	TD	PD	FF	FR	YDS
2011	SF	2	2	11	7	4	2.5	19.5	0	0	–	0	0	0	1	0	0
2012	SF	3	3	23	15	8	1.0	5.0	0	0	–	0	0	0	0	0	0
2013	SF	3	3	26	14	12	0.5	1.0	0	0	–	0	0	0	0	0	0
<b>TOTALS</b>		<b>8</b>	<b>8</b>	<b>60</b>	<b>36</b>	<b>24</b>	<b>4.0</b>	<b>25.5</b>	<b>0</b>	<b>0</b>	<b>–</b>	<b>0</b>	<b>0</b>	<b>1</b>	<b>0</b>	<b>0</b>	

**Additional Statistics:**

**Blocked Field Goals – 2:** 2008 (1 vs. Phi., 10/12/08), 2009 (1 at Min. 9/27/09)  
**Blocked Extra Points – 1:** 2009 (1 vs. Arz., 12/14/09)  
**TDs – 2:** 2009 [11–yd. fumble return vs. STL (10/4/09)], 2010 [31–yd. INT return at Car. (10/24/10)]  
**Safeties – 1:** 2012 (1 vs. Chi., 11/19/12)

**Milestones:**

**NFL Debut:** vs. Bal. (10/7/07); **First Start:** vs. Arz. (9/7/08); **First Sack:** Regular Season – vs. TB (12/23/07 – QB Jeff Garcia); Postseason – vs. NYG (1/22/12 – QB Eli Manning); **First FR:** vs. StL (10/4/09 – QB Kyle Boller); **First FF:** Regular Season – vs. StL (12/4/11 – QB A. J. Feeley); Postseason – vs. NYG (1/22/12 – QB Eli Manning); **First Blocked FG:** vs. Phi. (10/12/08 – 54–yd. att. by K David Akers); **First Blocked PAT:** vs. Arz. (12/14/09 – K Neil Rackers); **First Safety:** vs. Chi. (11/19/12 – G Chilo Rachal); **First Multi–Sack Game:** 2.0 – at NE (12/16/12 – QB Tom Brady)

**McDONALD'S CAREER HIGHS**

**Total Tackles:** Regular Season – 14 at Sea. (9/15/13); Postseason – 12 at GB (1/5/14)  
**Solo:** Regular Season – 9 at Sea. (9/15/13); Postseason – 6 (2 times) Last at Sea. (1/19/14)  
**Assists:** 5 (3 times) Last at Sea. (9/15/13); Postseason – 7 at GB (1/5/14)  
**Passes Defensed:** 2 at Det. (10/16/11)  
**Sacks:** Regular Season – 2.0 at NE (12/16/12); Postseason – 2.5 vs. NYG (1/22/12)  
**Forced Fumbles:** Regular Season – 1 (3 times) Last vs. Arz. (12/30/12); Postseason – 1 vs. NYG (1/22/12)  
**Fumble Recoveries:** 1 (3 times) Last at Arz. (12/11/11)

**McDONALD'S GAME-BY-GAME**

2007													2008																	
Date	Opp	W/L	P/S	Tot	Sol	Ast	Sk	Yds	Int	Yds	PD	FF	FR	Yds	Date	Opp	W/L	P/S	Tot	Sol	Ast	Sk	Yds	Int	Yds	PD	FF	FR	Yds	
Sep 10	Arz	W	–	–	–	–	–	–	–	–	–	–	–	–	Sep 7	Arz	L	1/1	6	2	4	0.0	0.0	0	0	1	0	0	0	
Sep 16	at StL	W	–	–	–	–	–	–	–	–	–	–	–	–	Sep 14	at Sea	W	1/1	6	4	2	0.0	0.0	0	0	1	0	0	0	
Sep 23	at Pit	L	–	–	–	–	–	–	–	–	–	–	–	–	Sep 21	Det	W	1/1	3	2	1	0.0	0.0	0	0	0	0	0	0	
Sep 30	Sea	L	–	–	–	–	–	–	–	–	–	–	–	–	Sep 28	at NO	L	1/1	4	2	2	0.0	0.0	0	0	1	0	0	0	
Oct 7	Bal	L	1/0	3	1	2	0.0	0.0	0	0	0	0	0	0	Oct 5	NE	L	1/1	4	3	1	1.0	5.0	0	0	1	0	0	0	
Oct 21	at NYG	L	1/0	2	1	1	0.0	0.0	0	0	0	0	0	0	Oct 12	Phi	L	1/1	6	2	4	0.0	0.0	0	0	0	0	0	0	
Oct 28	NO	L	1/0	1	0	1	0.0	0.0	0	0	0	0	0	0	Oct 19	at NYG	L	1/1	3	1	2	0.0	0.0	0	0	0	0	0	0	0
Nov 4	at Atl	L	1/0	0	0	0	0.0	0.0	0	0	0	0	0	0	Oct 26	Sea	L	–	–	–	–	–	–	–	–	–	–	–	–	
Nov 12	at Sea	L	–	–	–	–	–	–	–	–	–	–	–	–	Nov 10	at Arz	L	1/1	2	1	1	0.0	0.0	0	0	0	0	0	0	0
Nov 18	StL	L	1/0	1	0	1	0.0	0.0	0	0	0	0	0	0	Nov 16	StL	W	1/1	3	1	2	0.0	0.0	0	0	0	0	0	0	0
Nov 25	at Arz	W	1/0	1	1	0	0.0	0.0	0	0	0	0	0	0	Nov 24	at Dal	L	1/0	3	1	2	0.0	0.0	0	0	0	0	0	0	0
Dec 2	at Car	L	–	–	–	–	–	–	–	–	–	–	–	–	Nov 31	at Buf	W	1/0	4	2	2	0.0	0.0	0	0	1	0	0	0	
Dec 9	Min	L	1/0	0	0	0	0.0	0.0	0	0	0	0	0	0	Dec 7	NYJ	W	1/0	2	1	1	0.0	0.0	0	0	0	0	0	0	0
Dec 15	Cin	W	–	–	–	–	–	–	–	–	–	–	–	–	Dec 14	at Mia	L	1/0	4	2	2	0.0	0.0	0	0	0	0	0	0	0
Dec 23	TB	W	1/0	2	1	1	1.0	6.0	0	0	0	0	0	0	Dec 21	at StL	W	1/0	3	1	2	0.0	0.0	0	0	0	0	0	0	0
Dec 30	at Cle	L	1/0	1	0	1	0.0	0.0	0	0	0	0	0	0	Dec 28	Was	W	1/0	5	3	2	0.0	0.0	0	0	0	0	0	0	0
<b>TOTALS</b>			<b>9/0</b>	<b>11</b>	<b>4</b>	<b>7</b>	<b>1.0</b>	<b>6.0</b>	<b>0</b>	<b>0</b>	<b>0</b>	<b>0</b>	<b>0</b>	<b>0</b>	<b>TOTALS</b>			<b>15/9</b>	<b>58</b>	<b>28</b>	<b>30</b>	<b>1.0</b>	<b>5.0</b>	<b>0</b>	<b>0</b>	<b>5</b>	<b>0</b>	<b>0</b>	<b>0</b>	





# VANCE McDONALD

TE

HT 6-4

WT 267

COLLEGE RICE

BORN 6.13.90 // BEAUMONT, TX // EAST CHAMBERS HS, WINNIE, TX  
2ND YEAR // ACQUIRED D-2B IN '13

A second-round draft pick (55th overall) by the 49ers in 2013, Vance McDonald appeared in 15 games (four starts) as a rookie. A two-time First-Team All-Conference USA selection at Rice University, he finished his collegiate career ranked in the top 10 in receptions (7th), touchdowns (t-5th) and receiving yards (6th) in school history. In 2010, McDonald was named the recipient of the George R. Brown Award, given to the Owls top receiver.

## // TRANSACTIONS

Originally the second of two 2nd-round (55th overall) draft choices by SF in 2013.

## // GOLDMINE

- Vance grew up in Winnie, Texas, which was discovered to have a large oilfield and currently has about 3,500 residents. "We have three stop lights and any fast food restaurant you can possibly imagine and a bunch of hotels," McDonald said to describe Winnie. "It's a place for truckers to stop off and get some rest and a bite to eat driving off to Louisiana. The whole town is just one highway. Everyone knows everyone's business."
- McDonald spent draft day at home in Winnie with his family and closest family friends. "It was a big thing for the small town," he said. When 49ers head coach Jim Harbaugh called, McDonald slipped into his parents room and jokingly didn't tell the rest of his family that the 49ers were on the other line until he got off the phone. "They kept asking me, 'Who is it? Who is it?' It was just an unbelievable time, surrounded by the people that I care about most. It was finally here," McDonald said. "The people I was around made it that much better."
- Growing up, Vance spent a lot of his time at the Drake Plantation in Winnie, a large open land full of wildlife such as ducks, geese and deer, which his uncle owned. He went fishing, caught crawfish and rode four-wheelers. "I loved just being an outdoorsman," he said. "It's a big agricultural town."

## // 2013

- Made his 49ers debut vs. GB (9/8), notching his first career receipt on a 25-yd. pass from QB Colin Kaepernick.

## // COLLEGE

Played in 42 games (28 starts) for the Owls, finished his career ranked 6th in school history with 119 receipts., 7th with 1,504 rec. yds. and t-5th with 15 TDs. As a senior, a consensus First-Team All-Conference USA selection, serving as a captain. Started all 10 games he appeared in, recording 36 receipts. for 458 yds. and 2 TDs. In 2011, earned First-Team All-Conference USA honors. Played in 12 games (11 starts) and led the team with 43 receipts. for 532 yds. and 5 TDs. As a sophomore, earned the George R. Brown Award, given to the Owls top receiver. Played in 10 games (6 starts) and tallied 28 receipts. for 396 yds. and 8 TDs. Joined the Rice football team as a walk-on, in 2009, and earned Conference USA All-Freshman honors. Played in 10 games (1 start) and notched 12 receipts. for 118 yds.

## // PERSONAL

- Attended East Chambers (Winnie, TX) HS and earned All-District 24-2A and All-Region III honors as a senior.
- Also lettered in basketball, where he earned first-team all-district honors as a senior.
- Member of the National Honor Society, where he served as treasurer.
- Born Vance Coman McDonald (6/13/90) in Beaumont, TX.
- Majored in kinesiology.
- Engaged to Kendi Davis, after the two met in high school. He proposed to Kendi at sunset on May 20, 2013, on the Golden Gate Bridge.

## // INJURY REPORT

**2013:** Inactive at TB (12/15) with an ankle injury.

**McDONALD'S CAREER STATISTICS**

YEAR	TEAM	GP	GS	NO	RECEIVING				ATT	RUSHING			
					YDS	AVG	LG	TD		YDS	AVG	LG	TD
2013	SF	15	4	8	119	14.9	25	0	0	0	-	-	0
<b>TOTALS</b>		<b>15</b>	<b>4</b>	<b>8</b>	<b>119</b>	<b>14.9</b>	<b>25</b>	<b>0</b>	<b>0</b>	<b>0</b>	<b>-</b>	<b>-</b>	<b>0</b>

**PLAYOFFS**

YEAR	TEAM	GP	GS	NO	RECEIVING				ATT	RUSHING			
					YDS	AVG	LG	TD		YDS	AVG	LG	TD
2013	SF	3	0	1	13	13.0	13	0	0	0	-	-	0
<b>TOTALS</b>		<b>3</b>	<b>0</b>	<b>1</b>	<b>13</b>	<b>13.0</b>	<b>13</b>	<b>0</b>	<b>0</b>	<b>0</b>	<b>-</b>	<b>-</b>	<b>0</b>

**Milestones:**

**NFL Debut:** vs. GB (9/8/13); **First Start:** vs. Ind. (9/22/13); **First Reception:** vs. GB (9/8/13 – 25-yd. pass from QB Colin Kaepernick)

**McDONALD'S CAREER HIGHS**

**Receptions:** 1 (8 times) Last at Was. (11/25/13); Postseason – 1 at Sea. (1/19/14)

**Receiving Yards:** 25 vs. GB (9/8/13); Postseason – 13 at Sea. (1/19/14)  
**Long Reception:** 25 vs. GB (9/8/13); Postseason – 13 at Sea. (1/19/14)

**McDONALD'S GAME-BY-GAME**

**2013**

Date	Opp	W/L	P/S	Rec	Yds	Avg	Lg	TD
Sep 8	GB	W	1/0	1	25	25.0	25	0
Sep 15	at Sea	L	1/0	1	19	19.0	19	0
Sep 22	Ind	L	1/1	1	6	6.0	6	0
Sep 26	at StL	W	1/1	1	9	9.0	9	0
Oct 6	Hou	W	1/0	0	0	-	-	0
Oct 13	Arz	W	1/0	1	7	7.0	7	0
Oct 20	at Ten	W	1/0	1	20	20.0	20	0
Oct 27	at Jax	W	1/0	0	0	-	-	0
Nov 10	Car	L	1/0	0	0	-	-	0
Nov 17	at NO	L	1/0	1	10	10.0	10	0
Nov 25	at Was	W	1/0	1	23	23.0	23	0
Dec 1	StL	W	1/0	0	0	-	-	0
Dec 8	Sea	W	1/1	0	0	-	-	0
Dec 15	at TB	W	-	-	INACTIVE (Ankle)	-	-	-
Dec 23	Atl	W	1/1	0	0	-	-	0
Dec 29	at Arz	W	1/0	0	0	-	-	0
<b>TOTALS</b>			<b>15/4</b>	<b>8</b>	<b>119</b>	<b>14.9</b>	<b>25</b>	<b>0</b>

**2013 Postseason**

Date	Opp	W/L	P/S	Rec	Yds	Avg	Lg	TD
Jan 5	at GB	W	1/0	0	0	-	-	0
Jan 12	at Car	W	1/0	0	0	-	-	0
Jan 19	at Sea	L	1/1	1	13	13.0	13	0
<b>TOTALS</b>			<b>3/1</b>	<b>1</b>	<b>13</b>	<b>13.0</b>	<b>13</b>	<b>0</b>





# BRUCE MILLER

**FB**
**HT 6-2**
**WT 248**
**COLLEGE CENTRAL FLORIDA**
**BORN 8.6.87 // CANTON, GA // WOODSTOCK HS, WOODSTOCK, GA  
4TH YEAR // ACQUIRED D-7A IN '11**

Moving from one job to another is difficult in any profession, but Bruce Miller welcomed a new challenge. Drafted by the 49ers in the seventh round (211th overall) of the 2011 NFL Draft, Miller immediately made the transition from college defensive end to NFL fullback. The Central Florida product caught on so quickly that he earned a starting role by Week 3 of his rookie season, a role he has owned since. In 2013, Miller continued his development at fullback and set single-season career-highs in both receptions and receiving yards, and paved the way for a San Francisco rushing attack which ranked third in the NFL, averaging 137.6 rushing yards per game.

## // TRANSACTIONS

Originally the first of three 7th-round (211th overall) draft choices by SF in 2011...Placed on the Injured Reserve List on 12/18/13... Signed a three-year contract extension on 3/20/14.

## // AWARDS & HONORS

**2013:** *USA Today* All-Joe Team

## // GOLDMINE

- Miller hopes to go back and coach his high school's football team. He said high school is the most crucial time where athletes need good coaches. "There's a big development stage between freshman and senior year of high school," he said. "Many important parts of kids' lives happen in that time. When you get to college, pretty much what you come in with is what you have. It'd be fun to be a part of." However, Miller described himself as a late bloomer who really developed athletically in college rather than in high school. "My coaches were very influential and played a big role in my life."
- Bruce wasn't the most highly recruited player coming out of high school. In fact, saying he was under the radar was an understatement; Bruce wasn't even on the radar. UCF defensive coordinator Dave Huxtable, however, was evaluating other Georgia players and noticed Bruce on film. "He was playing tight end," Huxtable said. "Running and catching balls and making players miss. He was on the kickoff cover team and he was the first one down there on the kickoff cover team plays. Then I got to watch him play basketball. He's a 6-2 center, but he's underneath there just battling on the boards. He's a special guy." Huxtable was one of Bruce's major influences in becoming the two-time Conference USA Defensive Player of the Year. "He played a huge role for me," said Bruce. "I always looked at him for motivation and help. I went to Coach Hux because of the bond we made during recruiting and then playing for him at linebacker."
- Miller has been one of the 49ers most active players at community events in the Bay Area. "They're a lot of fun to take part in," he said. "Just having something to give and talking to people is my favorite part."

## // 2013

- Was the lead blocker, paving the way for 219 net yds. rushing at StL (9/26), and also added 3 recepts. for 22 yds. It marked the first time the 49ers had three different RBs score a rushing TD in the same game since 12/2/01 vs. Buf. (Garrison Hearst, Fred Beasley and Paul Smith).
- Set a career-high with 56 rec. yds. at Jax. (10/27). He hauled in a 43-yd. recept. on the first pass of the game, setting a new career-long. His previous career-long came on a 30-yd. TD recept. at Was. (11/6/11).
- Tied his single-game career-high with 4 recepts. at TB (12/15).
- Set single-season career-highs in both recepts. (25) and rec. yds. (243).
- Placed on Injured Reserve on 12/18 with a scapula injury.

## // 2012

- Played in all 16 games (13 starts). Tied for the team lead with 15 special teams tackles (CB Tramaine Brock - 15).
- Led team with 3 tackles on special teams vs. Chi. (11/19) and vs. Arz. (12/30).
- Tallied a season-high 3 recepts. for a career-high 37 yds. at NO (11/25).

## // 2011

- Made NFL debut vs. Sea. (9/11), seeing action on special teams.
- Made first career start at Cin. (9/25). On the first play from scrimmage, he hauled in a 11-yd. recept. Finished the game with 4 catches for 25 yds. and one carry for 2 yds.
- Hauled in the first TD recept. of his career on a 30-yd. pass from QB Alex Smith in the 2nd qtr. at Was. (11/6). Tied a team-high posting 2 special teams tackles.

## // COLLEGE

Played in 52 games (46 starts) for the Knights and was a two-time Conference USA Defensive Player of the Year (2009-10). Recorded 214 tackles, 35.5 sacks, 57.5 TFLs, 3 INTs (two for TDs), 6 FFs, 2 FRs and 9 PDs. Led all active collegiate players with 35.5 sacks and ranked 3rd with 57.5 TFLs. In 2010, was named Conference USA Defensive Player of the Year and was selected first-team All-Conference USA. Started all 14 games and notched 63 tackles, 8.5 sacks, 13.5 TFLs, 2 INTs (both returned for TDs), 2 FFs and 2 PDs. Part of a defense that led the conference, ranked 8th nationally in run defense (108.4 yds./gm.) and ranked 15th nationally in total defense (315.4 yds./gm.). As a junior, named Conference USA Defensive Player of the Year and First-Team All-Conference USA. Ranked 5th in the nation with 13.0 sacks. Played in 13 games (12 starts), registering 61 tackles, 18.0 TFLs, FR, FF and 3 PDs. In 2008, selected First-Team All-Conference USA. Played in 12 games (11 starts) and notched 52 tackles, 7.0 sacks, 17.0 TFLs, INT, 2 FFs and 3 PDs. As a freshman, played in 14 games (9 starts), totaling 38 tackles, 7.0 sacks, 9.0 TFLs, FF, FR and PD. Redshirted in 2006.

**// PERSONAL**

- Attended Woodstock (GA) HS and was named the Cherokee County Gridiron Club Linebacker of the Year. Also named all-county and all-region as a LB.
- As a senior, registered 134 tackles, 1.0 sack, 3 INTs (two for TDs), 3 FFs, and 2 FRs. Added 14 receipts. for 357 yds. and 5 TDs as a tight end.
- Describes himself as a movie buff, especially comedies and action films.
- Lettered 2 years in basketball and 1 year in baseball.
- Enjoys deep sea fishing.
- Born Bruce Miller (8/6/87) in Canton, GA.
- Majored in sports and fitness.

**// INJURY REPORT**

- 2011:** Inactive at Bal. (11/24) with a concussion.
- 2013:** Placed on Injured Reserve (12/18) with a scapula injury.

**MILLER'S CAREER STATISTICS**

YEAR	TEAM	GP	GS	ATT	RUSHING				TD	NO	RECEIVING			
					YDS	AVG	LG	YDS			AVG	LG	TD	
2011	SF	15	8	4	8	2.0	3	0	11	83	7.5	30t	1	
2012	SF	16	13	5	18	3.6	9	0	12	84	7.0	26	0	
2013	SF	14	13	7	13	1.9	4	0	25	243	9.7	43	0	
<b>TOTALS</b>		<b>45</b>	<b>34</b>	<b>16</b>	<b>39</b>	<b>2.4</b>	<b>9</b>	<b>0</b>	<b>48</b>	<b>410</b>	<b>8.5</b>	<b>43</b>	<b>1</b>	

**PLAYOFFS**

YEAR	TEAM	GP	GS	ATT	RUSHING				TD	NO	RECEIVING			
					YDS	AVG	LG	YDS			AVG	LG	TD	
2011	SF	2	1	0	0	–	–	0	1	16	16.0	16	0	
2012	SF	3	2	0	0	–	–	0	0	0	–	–	0	
2013	SF	–	–	–	INJURED RESERVE (SCAPULA)				–	–	–	–	–	
<b>TOTALS</b>		<b>5</b>	<b>3</b>	<b>0</b>	<b>0</b>	<b>–</b>	<b>–</b>	<b>0</b>	<b>1</b>	<b>16</b>	<b>16.0</b>	<b>16</b>	<b>0</b>	

**Additional Statistics:**

**Special Teams Tackles:** Regular Season – 26: 2011 (7); 2012 (15); 2013 (4); Postseason – 3: 2011 (3)

**Fumble – Lost – 2–0:** 1–0 in 2011; 1–0 in 2013

**Milestones:**

**NFL Debut:** vs. Sea. (9/11/11); **First Start:** at Cin. (9/25/11); **First Reception:** Regular Season – at Cin. (9/25/11 – 11–yd. pass from QB Alex Smith); Postseason – vs. NO (1/14/12 – 16–yd. pass from QB Alex Smith); **First TD Reception:** at Was. (11/6/11 – 30–yd. pass from QB Alex Smith)

**MILLER'S CAREER HIGHS**

**Rushes:** 3 vs. Sea. (12/8/13)

**Rushing Yards:** 9 vs. Buf. (10/7/12)

**Long Rush:** 9 vs. Buf. (10/7/12)

**Receptions:** 4 (2 times) Last at TB (12/15/13)

**Receiving Yards:** 56 at Jax. (10/27/13)

**Long Receptions:** 43 at Jax. (10/27/13)

**TD Receptions:** 1 at Was. (11/6/11)

MILLER'S GAME-BY-GAME

2011												
Date	Opp	W/L	P/S	Rsh	Yds	Avg	Lg	TD	Rec	Yds	TD	
Sep 11	Sea	W	1/0	0	0	0.0	0	0	0	0	0	
Sep 18	Dal	L	1/0	0	0	0.0	0	0	0	0	0	
Sep 25	at Cin	W	1/1	1	2	2.0	2	0	4	25	0	
Oct 2	at Phi	W	1/1	0	0	0.0	0	0	1	15	0	
Oct 9	TB	W	1/0	1	0	0.0	0	0	0	0	0	
Oct 16	at Det	W	1/1	1	3	3.0	3	0	0	0	0	
Oct 30	Cle	W	1/1	0	0	0.0	0	0	0	0	0	
Nov 6	at Was	W	1/0	0	0	0.0	0	0	1	30	1	
Nov 13	NYG	W	1/0	0	0	0.0	0	0	0	0	0	
Nov 20	Arz	W	1/1	0	0	0.0	0	0	1	5	0	
Nov 24	at Bal	L	—	—	INACTIVE (Concussion)			—	—	—	—	—
Dec 4	StL	W	1/1	0	0	0.0	0	0	0	0	0	
Dec 11	at Arz	L	1/1	0	0	0.0	0	0	2	5	0	
Dec 19	Pit	W	1/1	1	3	3.0	3	0	0	0	0	
Dec 24	at Sea	W	1/0	0	0	0.0	0	0	1	3	0	
Jan 1	at StL	W	1/0	0	0	0.0	0	0	1	0	0	
<b>TOTALS</b>			<b>15/8</b>	<b>4</b>	<b>8</b>	<b>2.0</b>	<b>3</b>	<b>0</b>	<b>11</b>	<b>83</b>	<b>1</b>	

2011 Postseason

Date	Opp	W/L	P/S	Rsh	Yds	Avg	Lg	TD	Rec	Yds	TD
Jan 14	NO	W	1/1	0	0	0.0	0	0	1	16	0
Jan 22	NYG	L	1/0	0	0	0.0	0	0	0	0	0
<b>TOTALS</b>			<b>2/1</b>	<b>0</b>	<b>0</b>	<b>0.0</b>	<b>0</b>	<b>0</b>	<b>1</b>	<b>16</b>	<b>0</b>

2012

Date	Opp	W/L	P/S	Rsh	Yds	Avg	Lg	TD	Rec	Yds	TD
Sep 9	at GB	W	1/1	0	0	—	—	0	1	15	0
Sep 16	Det	W	1/0	0	0	—	—	0	0	0	0
Sep 23	at Min	L	1/1	0	0	—	—	0	0	0	0
Sep 30	at NYJ	W	1/0	1	5	5.0	5	0	1	9	0
Oct 7	Buf	W	1/1	1	9	9.0	9	0	0	0	0
Oct 14	NYG	L	1/0	0	0	—	—	0	0	0	0
Oct 18	Sea	W	1/1	0	0	—	—	0	0	0	0
Oct 29	at Arz	W	1/1	1	1	1.0	1	0	0	0	0
Nov 11	StL	T	1/1	0	0	—	—	0	0	0	0
Nov 19	Chi	W	1/1	0	0	—	—	0	0	0	0
Nov 25	at NO	W	1/1	0	0	—	—	0	3	37	0
Dec 2	at StL	L	1/1	0	0	—	—	0	2	17	0
Dec 9	Mia	W	1/1	0	0	—	—	0	2	1	0
Dec 16	at NE	W	1/1	0	0	—	—	0	0	0	0
Dec 23	at Sea	L	1/1	0	0	—	—	0	2	-1	0
Dec 30	Arz	W	1/1	2	3	1.5	2	0	1	6	0
<b>TOTALS</b>			<b>16/13</b>	<b>5</b>	<b>18</b>	<b>3.6</b>	<b>9</b>	<b>0</b>	<b>12</b>	<b>84</b>	<b>0</b>

2012 Postseason

Date	Opp	W/L	P/S	Rsh	Yds	Avg	Lg	TD	Rec	Yds	TD
Jan 12	GB	W	1/1	0	0	—	—	0	0	0	0
Jan 20	at Atl	W	1/1	0	0	—	—	0	0	0	0
Feb 3	Bal	L	1/0	0	0	—	—	0	0	0	0
<b>TOTALS</b>			<b>3/2</b>	<b>0</b>	<b>0</b>	<b>—</b>	<b>—</b>	<b>0</b>	<b>0</b>	<b>0</b>	<b>0</b>

2013											
Date	Opp	W/L	P/S	Rsh	Yds	Avg	Lg	TD	Rec	Yds	TD
Sep 8	GB	W	1/1	0	0	—	—	0	2	24	0
Sep 15	at Sea	L	1/1	0	0	—	—	0	2	22	0
Sep 22	Ind	L	1/1	0	0	—	—	0	1	10	0
Sep 26	at StL	W	1/1	0	0	—	—	0	3	22	0
Oct 6	Hou	W	1/1	0	0	—	—	0	1	4	0
Oct 13	Arz	W	1/1	2	6	3.0	3	0	1	11	0
Oct 20	at Ten	W	1/1	1	1	1.0	1	0	1	9	0
Oct 27	at Jax	W	1/1	1	0	0.0	0	0	2	56	0
Nov 10	Car	L	1/1	0	0	—	—	0	1	10	0
Nov 17	at NO	L	1/1	0	0	—	—	0	2	8	0
Nov 25	at Was	W	1/1	0	0	—	—	0	0	0	0
Dec 1	StL	W	1/1	0	0	—	—	0	2	20	0
Dec 8	Sea	W	1/0	3	6	2.0	4	0	3	21	0
Dec 15	at TB	W	1/1	0	0	—	—	0	4	26	0
<b>PLACED ON INJURED RESERVE (Scapula) ON 12/18</b>											
<b>TOTALS</b>			<b>14/13</b>	<b>7</b>	<b>13</b>	<b>1.9</b>	<b>3</b>	<b>0</b>	<b>25</b>	<b>243</b>	<b>0</b>



# NICK MOODY

LB

HT 6-1

WT 236

COLLEGE FLORIDA STATE

BORN 1.29.90 // WYNCOTE, PA // ROMAN CATHOLIC HS, PHILADELPHIA, PA  
2ND YEAR // ACQUIRED D-6 IN '13

Nick Moody saw limited action during his rookie season after being selected by the 49ers in the sixth round (180th overall) of the 2013 NFL Draft. In 2012, the FSU senior helped the Seminoles lead the nation in yards allowed per play (3.86) and rank second in total defense (254.1 yards per game).

## // TRANSACTIONS

Originally a 6th-round (180th overall) draft choice by SF in 2013... Placed on the Injured Reserve/Designated for Return List on 9/11/13...Activated from the Injured Reserve/Designated for Return List on 11/12/13.

## // GOLDMINE

- Head coach Jim Harbaugh lives by the 'Blue Collar' work ethic, which happens to be the same way of thinking as the Moody family, "My family instilled the mentality, that if you want something you have to work for it and go get it. Nobody owes you anything."
- One of his hobbies includes staying in touch with the latest rap music, "I try to keep up with the newest music every day. Meek Mill and Young Jeezy are my two favorite artists right now."
- Moody has always had a knack for success no matter where he lines up. In high school, he played linebacker, cornerback and safety, while also catching 13 receiving touchdowns as a sophomore wide receiver.

## // 2013

- Made his NFL debut vs. GB (9/8).
- Registered his first 2 career special teams tackles at Was. (11/25).
- Tallied his first career tackle on defense vs. StL (12/1).
- Activated from the Injured Reserve/Designated for Return List on 11/12.

## // COLLEGE

Played in 49 games for the Seminoles, registering 155 tackles, 2.0 sacks, 6 TFLs, 1 INT, 1 FF and 1 FR. As a senior, played in all 14 games and tallied 20 tackles, 1.0 sack, and 1.5 TFLs. Was the recipient of the Don Powell Award for the unsung hero on defense and was the co-recipient of the Defensive Warrior Award, given by the strength and conditioning staff. In 2011, played in 9 games and notched 23 tackles. As a sophomore, played in 13 games and registered a career-high 79 tackles, 0.5 sack, 4 TFLs, 1 INT, 1 FF and 1 FR. In 2009, appeared in all 13 games and recorded 33 tackles, 0.5 sack and 0.5 TFL. Redshirted in 2008.

## // PERSONAL

- Attended Roman Catholic (Philadelphia, PA) HS and was rated a top-five player in the state of Pennsylvania by Rivals.com.
- Helped lead his team to the league championship as a senior.
- Born Nicholas Moody (1/29/90) in Wyncote, PA.

## // INJURY REPORT

**2013:** Inactive for 8 consecutive games [at Sea. (9/15), vs. Ind. (9/22), at StL (9/26), vs. Hou. (10/6), vs. Arz. (10/13), at Ten. (10/20), at Jax. (10/27) and vs. Car. (11/10)] after being placed on the Injured Reserve/Designated for Return List on 9/11.

**MOODY'S CAREER STATISTICS**

YEAR	TEAM	GP	GS	TACKLES			SACKS	YDS	INTERCEPTIONS				FUMBLES			
				TOT	SOL	AST			INT	YDS	LG	TD	PD	FF	FR	YDS
2013	SF	4	0	1	1	0	0.0	0.0	0	0	-	0	0	0	0	0
<b>TOTALS</b>		<b>4</b>	<b>0</b>	<b>1</b>	<b>1</b>	<b>0</b>	<b>0.0</b>	<b>0.0</b>	<b>0</b>	<b>0</b>	<b>-</b>	<b>0</b>	<b>0</b>	<b>0</b>	<b>0</b>	<b>0</b>

**PLAYOFFS**

YEAR	TEAM	GP	GS	TACKLES			SACKS	YDS	INTERCEPTIONS				FUMBLES			
				TOT	SOL	AST			INT	YDS	LG	TD	PD	FF	FR	YDS
2013	SF	0	0	0	0	0	0.0	0.0	0	0	-	0	0	0	0	0
<b>TOTALS</b>		<b>0</b>	<b>0</b>	<b>0</b>	<b>0</b>	<b>0</b>	<b>0.0</b>	<b>0.0</b>	<b>0</b>	<b>0</b>	<b>-</b>	<b>0</b>	<b>0</b>	<b>0</b>	<b>0</b>	<b>0</b>

**Additional Statistics:**

**Special Teams Tackles:** Regular Season – 2: 2013 (2)

**Milestones:**

**NFL Debut:** vs. GB (9/8/13)

**MOODY'S CAREER HIGHS**

**Total Tackles:** 1 vs. StL (12/1/13)

**Solo:** 1 vs. StL (12/1/13)

**MOODY'S GAME-BY-GAME**

**2013**

Date	Opp	W/L	P/S	Tot	Sol	Ast	Sk	Yds	Int	Yds	PD	FF	FR	Yds
Sep 8	GB	W	1/0	0	0	0	0.0	0.0	0	0	0	0	0	0
Sep 15	at Sea	L		INJURED RESERVE/DESIGNATED FOR RETURN										
Sep 22	Ind	L		INJURED RESERVE/DESIGNATED FOR RETURN										
Sep 26	at StL	W		INJURED RESERVE/DESIGNATED FOR RETURN										
Oct 6	Hou	W		INJURED RESERVE/DESIGNATED FOR RETURN										
Oct 13	Arz	W		INJURED RESERVE/DESIGNATED FOR RETURN										
Oct 20	at Ten	W		INJURED RESERVE/DESIGNATED FOR RETURN										
Oct 27	at Jax	W		INJURED RESERVE/DESIGNATED FOR RETURN										
Nov 10	Car	L		INJURED RESERVE/DESIGNATED FOR RETURN										
Nov 17	at NO	L	-	-	-	INACTIVE								
Nov 25	at Was	W	1/0	0	0	0	0.0	0.0	0	0	0	0	0	0
Dec 1	StL	W	1/0	1	1	0	0.0	0.0	0	0	0	0	0	0
Dec 8	Sea	W	1/0	0	0	0	0.0	0.0	0	0	0	0	0	0
Dec 15	at TB	W	-	-	-	INACTIVE								
Dec 23	Atl	W	-	-	-	INACTIVE								
Dec 29	at Arz	W	-	-	-	INACTIVE								
<b>TOTALS</b>			<b>4/0</b>	<b>1</b>	<b>1</b>	<b>0</b>	<b>0.0</b>	<b>0.0</b>	<b>0</b>	<b>0</b>	<b>0</b>	<b>0</b>	<b>0</b>	<b>0</b>

**2013 Postseason**

Date	Opp	W/L	P/S	Tot	Sol	Ast	Sk	Yds	Int	Yds	PD	FF	FR	Yds
Jan 5	at GB	W	-	-	-	INACTIVE								
Jan 12	at Car	W	-	-	-	INACTIVE								
Jan 19	at Sea	L	-	-	-	INACTIVE								
<b>TOTALS</b>			<b>0/0</b>	<b>0</b>	<b>0</b>	<b>0</b>	<b>0.0</b>	<b>0.0</b>	<b>0</b>	<b>0</b>	<b>0</b>	<b>0</b>	<b>0</b>	<b>0</b>



# DARRYL MORRIS

**CB**
**HT 5-10**
**WT 188**
**COLLEGE TEXAS STATE**

BORN 9.4.90 // SAN ANTONIO, TX // WARREN HS, WARREN, TX  
2ND YEAR // ACQUIRED FA IN '13

Darryl Morris' speed is what sets him apart from other NFL players. That's what prompted the 49ers to sign Morris as an undrafted free agent in 2013 out of Texas State. After spending the first three weeks of the 2013 season on the 49ers practice squad, he was promoted to the active roster on September 24, 2013. Morris added depth and quickness to the cornerback position and also was a major contributor on special teams.

## // TRANSACTIONS

Originally signed as an undrafted free agent by SF on 5/7/13... Waived by SF on 8/31/13...Signed to the SF practice squad on 9/2/13...Promoted to the SF active roster on 9/24/13.

## // GOLDMINE

- Morris was a very versatile athlete growing up in San Antonio, Texas. He played baseball, basketball, football, track and soccer. Out of those sports, two stood out to him. "Once I got to high school it was pretty much football and track," said Morris. The 49ers are happy with Morris' choice.
- Morris established a hard work ethic early on in his life. He became a lifeguard at SeaWorld during his sophomore year of high school. "I did that for one summer. It was fun," said Morris. "A lot of my friends did that too."
- Friends and family often called Morris by his nickname, D.J. The "J" stands for Junior as his father is Darryl Morris Sr.

## // 2013

- Made his NFL debut and recorded his first special teams tackle at StL (9/26).
- Notched his first career tackle on defense vs. Sea. (12/8).

## // COLLEGE

Played in 46 games (43 starts) during his Bobcats career, registering 223 tackles, 5 INTs, 16.5 TFLs and 26 PDs. In 2012, played in 12 games (12 starts), registering 61 tackles, 4 INTs, 2 TFLs and 5 PDs. In 2011, played all 12 games (12 starts), registering 62 tackles, 1 INT, 6 TFLs and 6 PDs. In 2010, played in 11 games (11 starts), registering 60 tackles, 6.5 TFLs and 9 PDs. In 2009, played in 11 games (8 starts), registering 40 tackles, 2 TFLs and 6 PDs. Redshirted in 2008.

## // PERSONAL

- Attended Warren (TX) HS where he earned first-team all-district honors.
- Lettered 3 years in track and holds the AAU national record in the 4x200m.
- Born Darryl Morris Jr. (9/4/90) in San Antonio, TX.
- Son of Pat and Darryl Morris.
- Majored in business management.

**MORRIS' CAREER STATISTICS**

YEAR	TEAM	GP	GS	TACKLES					INTERCEPTIONS					FUMBLES			
				TOT	SOL	AST	SACKS	YDS	INT	YDS	LG	TD	PD	FF	FR	YDS	
2013	SF	13	0	1	0	1	0.0	0.0	0	0	-	0	0	0	0	0	0
<b>TOTALS</b>		<b>13</b>	<b>0</b>	<b>1</b>	<b>0</b>	<b>1</b>	<b>0.0</b>	<b>0.0</b>	<b>0</b>	<b>0</b>	<b>-</b>	<b>0</b>	<b>0</b>	<b>0</b>	<b>0</b>	<b>0</b>	<b>0</b>

**PLAYOFFS**

YEAR	TEAM	GP	GS	TACKLES					INTERCEPTIONS					FUMBLES			
				TOT	SOL	AST	SACKS	YDS	INT	YDS	LG	TD	PD	FF	FR	YDS	
2013	SF	3	0	1	1	0	0.0	0.0	0	0	-	0	0	0	0	0	0
<b>TOTALS</b>		<b>3</b>	<b>0</b>	<b>1</b>	<b>1</b>	<b>0</b>	<b>0.0</b>	<b>0.0</b>	<b>0</b>	<b>0</b>	<b>-</b>	<b>0</b>	<b>0</b>	<b>0</b>	<b>0</b>	<b>0</b>	<b>0</b>

**Additional Statistics:**

Special Teams Tackles – 7: 2013 (7)

Special Teams Fumble Recoveries – 1: Postseason – 2013 (1)

**Milestones:**

NFL Debut: at StL (9/26/13)

**MORRIS' CAREER HIGHS**

Total Tackles: 1 vs. Sea. (12/8/13); Postseason – 1 at Car. (1/12/14)

Assists: 1 vs. Sea. (12/8/13)

Solo: Postseason – 1 at Car. (1/12/14)

**MORRIS' GAME-BY-GAME**

**2013**

Date	Opp	W/L	P/S	Tot	Sol	Ast	Sk	Yds	Int	Yds	PD	FF	FR	Yds
Sep 8	GB	W	-	PRACTICE SQUAD										
Sep 15	at Sea	L	-	PRACTICE SQUAD										
Sep 22	Ind	L	-	PRACTICE SQUAD										
Sep 26	at StL	W	1/0	0	0	0	0.0	0.0	0	0	0	0	0	0
Oct 6	Hou	W	1/0	0	0	0	0.0	0.0	0	0	0	0	0	0
Oct 13	Arz	W	1/0	0	0	0	0.0	0.0	0	0	0	0	0	0
Oct 20	at Ten	W	1/0	0	0	0	0.0	0.0	0	0	0	0	0	0
Oct 27	at Jax	W	1/0	0	0	0	0.0	0.0	0	0	0	0	0	0
Nov 10	Car	L	1/0	0	0	0	0.0	0.0	0	0	0	0	0	0
Nov 17	at NO	L	1/0	0	0	0	0.0	0.0	0	0	0	0	0	0
Nov 25	at Was	W	1/0	0	0	0	0.0	0.0	0	0	0	0	0	0
Dec 1	StL	W	1/0	0	0	0	0.0	0.0	0	0	0	0	0	0
Dec 8	Sea	W	1/0	1	0	1	0.0	0.0	0	0	0	0	0	0
Dec 15	at TB	W	1/0	0	0	0	0.0	0.0	0	0	0	0	0	0
Dec 23	Atl	W	1/0	0	0	0	0.0	0.0	0	0	0	0	0	0
Dec 29	at Arz	W	1/0	0	0	0	0.0	0.0	0	0	0	0	0	0
<b>TOTALS</b>		<b>13/0</b>	<b>1</b>	<b>0</b>	<b>1</b>	<b>0</b>	<b>0.0</b>	<b>0.0</b>	<b>0</b>	<b>0</b>	<b>0</b>	<b>0</b>	<b>0</b>	<b>0</b>

**2013 Postseason**

Date	Opp	W/L	P/S	Tot	Sol	Ast	Sk	Yds	Int	Yds	PD	FF	FR	Yds
Jan 5	at GB	W	1/0	0	0	0	0.0	0.0	0	0	0	0	0	0
Jan 12	at Car	W	1/0	1	1	0	0.0	0.0	0	0	0	0	0	0
Jan 19	at Sea	L	1/0	0	0	0	0.0	0.0	0	0	0	0	0	0
<b>TOTALS</b>		<b>3/0</b>	<b>1</b>	<b>1</b>	<b>1</b>	<b>0</b>	<b>0.0</b>	<b>0.0</b>	<b>0</b>	<b>0</b>	<b>0</b>	<b>0</b>	<b>0</b>	<b>0</b>



# AL NETTER

G

HT 6-6

WT 310

COLLEGE NORTHWESTERN

BORN 7.21.89 // ROHNERT PARK, CA // CARDINAL NEWMAN HS, SANTA ROSA, CA  
1ST YEAR // ACQUIRED FA IN '14

A native of Rohnert Park, CA, Al Netter spent the 2012 season on the 49ers practice squad after being signed as an undrafted rookie free agent. In 2013, Netter spent the first five weeks of the season on the Tennessee Titans practice squad before rejoining the 49ers practice squad for the remainder of the season. A co-captain for two seasons at Northwestern, Netter tied the Wildcats school record with 52 career starts.

## // TRANSACTIONS

Originally signed as an undrafted free agent by SF on 5/4/12...Released by SF on 8/31/12...Signed to SF practice squad on 9/1/12...Signed a Reserve/Future contract with SF on 2/6/13...Released by SF on 8/26/13...Signed to Ten. practice squad on 9/2/13...Released by Ten. on 10/8/13...Signed to SF practice squad on 10/14/13...Signed to Reserve/Future contract by SF on 1/21/14...Released by SF on 6/3/14...Signed a one-year contract with SF on 6/30/14.

## // GOLDMINE

- Growing up in Sonoma County's Rohnert Park, Al was raised a 49ers fan. His grandmother, Irma, was a season ticket holder at Candlestick Park since 1981. She took Al to football games and San Francisco Giants baseball games at The 'Stick when he was young. "That first time stepping out on the field was pretty surreal, pretty hard to believe," Netter said. "But you're there to do a job, to play the game that you've been playing your whole life. The field's 100-yards everywhere."
- Netter wasn't your typical college student when it came to taking trips on spring break. Instead of relaxing or hanging out with friends, he visited Guatemala and volunteered his time at a local orphanage. With the community short on fruit, he scooped manure into a wheelbarrow to transport the waste for 30 minutes a day which helped grow specific fruit trees.

## // 2013 (TENNESSEE/SAN FRANCISCO)

- Spent the first 5 games of the regular season on the Titans practice squad before being released on 10/8/13.
- Signed to the 49ers practice squad on 10/14/13 where he spent the remainder of the season.

## // 2012

- Spent the entire season on the 49ers practice squad after signing on 9/1/12.


## // COLLEGE

Tied the Northwestern record for consecutive starts (52). In 2011, started all 13 games for the fourth consecutive season and was named co-captain for the second straight season. Was also named consensus Honorable Mention All-Big Ten and was an Academic All-Big Ten honoree as well as being named Northwestern's Big Ten Sportsmanship Award nominee. In 2010, started all 13 games at left tackle and was named co-captain along with being named Third-Team All-Big Ten as well as an Academic All-Big Ten honoree. Started 13 games at left tackle in both 2009 and 2008, earning honorable mention All-Big Ten, in 2009. Majored in economics.

## // PERSONAL

- Attended Cardinal Newman HS, in Santa Rosa, where he was named First-Team All-North Coast Section and Second-Team *San Francisco Chronicle* All-Metro.
- Enjoys watching movies, golfing and visiting the beach.
- Is one to take on food challenges. In San Jose, he successfully completed eating a 5-pound burrito in 25 minutes.
- Listens to Spanish and Latin music such as Bachata and Merengue. Also listens to Reggaeton.
- As a junior in college, went on a service trip with other Northwestern students to Guatemala to volunteer at an orphanage in the middle of a jungle.
- Born Alexander Joseph Netter on 7/21/89 in Rohnert Park, CA.
- Majored in economics at Northwestern.





# LAWRENCE OKOYE

DL

HT 6-6

WT 304

COLLEGE NO COLLEGE

BORN 10.6.91 // CROYDON, ENGLAND  
2ND YEAR // ACQUIRED FA IN '13

A British Olympian, Lawrence Okoye signed with the 49ers as an undrafted free agent in May of 2013. After spending the 2013 season on the Injured Reserve List, the British discuss record holder looks to build on his athleticism and translate that onto the football field.

## // 2013

- Placed on the Injured Reserve List on 8/28.

## // PERSONAL

- In September 2009, Okoye competed in rugby before beginning discus training.
- He has a deferred place, until 2017, at Oxford University to read Law.
- Born (10/6/91) in Croydon, England.

## // TRANSACTIONS

Originally signed as an undrafted free agent by SF on 5/7/13...  
Placed on the Injured Reserve List on 8/28/13.

## // GOLDMINE

- A native of England, trained as a discus thrower in Great Britain and was ranked the 4th best discus thrower in the world during the Olympic qualifiers, registering a throw of 65.28 meters. Okoye competed in the 2012 Olympics in London, finishing 12th in the discus, with a throw of 61.03 meters in the Olympic finals. He holds the British discus record with a throw of 68.24 meters.
- Okoye had never played organized football until he arrived in Santa Clara, CA, but attended the NFL Super Regional Combine at Cowboys Stadium on April 7 and 8, posting a 10-foot-5 broad jump, 35-inch vertical jump and 4.78 40-yd. dash.



# KASSIM OSGOOD

WR


HT 6-5

WT 220

COLLEGE SAN DIEGO STATE

BORN 5.20.80 // BOSTON, MA // NORTH SALINAS HS, SALINAS, CA  
12TH YEAR // ACQUIRED FA IN '13

A 12-year veteran, Kassim Osgood brings a wealth of experience to the 49ers special teams units. A two-time All-Pro and three-time Pro Bowl selection, Osgood led the 49ers special teams units in 2013 with 16 big plays. After originally signing with San Diego as an undrafted free agent in 2003, he spent seven years with the Chargers before joining the Jacksonville Jaguars in 2010. Osgood spent two seasons with the Jaguars, prior to spending the 2012 season with the Detroit Lions. He has missed only 10 games in his NFL career.



## // TRANSACTIONS

Originally signed as an undrafted rookie free agent by SD on 5/2/03...Signed four-year deal with SD on 1/27/06...Signed three-year deal with Jax. on 3/6/10...Released by Jax. on 3/13/12...Signed with Det. on 8/23/12...Signed one-year deal with SF on 6/4/13...Released by SF on 8/31/13...Signed one-year deal with SF on 9/11/13... Re-signed one-year deal with SF on 3/24/14.

## // AWARDS & HONORS

**2006:** AFC Pro Bowl

**2007:** AFC Pro Bowl, PFW/PFWA All-NFL Team

**2009:** AFC Pro Bowl, PFW/PFWA All-NFL Team

## // GOLDMINE

- Started the K.O. Foundation under the non-profit umbrella of Athletes for Education (AFE) to recognize and reward youth who succeed in the classroom, improve their citizenship and make progress toward becoming more physically fit.
- In 2009, he was selected as one of 12 NFL players to receive a JB Award from CBS's James Brown, and the NFL Players Association, for his work in the community.

## // 2013 (SAN FRANCISCO)

- Recovered a muffed punt in the end zone at Ten. (10/20). It marked the first muffed punt recovered for a TD by the 49ers since 10/4/09 vs. StL (LB Scott McKillop). It was Osgood's 3rd career special teams FR and 1st career FR for a TD.
- Blocked P Jon Ryan's punt vs. Sea. (12/8) for his first-career blocked punt. This marked the first blocked punt by the 49ers since 9/15/13 at Sea. (S Craig Dahl blocked Seahawks P Jon Ryan's punt). According to Stats Inc., it marks just the 3rd time in franchise history that the 49ers blocked 2-or-more punts in a season (1975 - 3; 1960 - 2).

## // 2012 (DETROIT)

- Registered 7 special teams tackles during the season.
- Recorded the 2nd special teams fumble recovery of his career at SF (9/16), on a kickoff that helped setup a FG in the 1st qtr.

## // 2011 (JACKSONVILLE)

- Saw action in 12 games (2 starts), and recorded 5 recepts. for 42 yds. and notched 9 tackles on special teams for the Jacksonville Jaguars.
- Made a season-high 3 recepts. for 23 yds. vs. Tampa Bay (12/11).
- Started at WR in the season finale vs. Ind. (1/1) and grabbed 2 recepts. for 19 yds. in the win.

## // 2010 (JACKSONVILLE)

- Played in all 16 games for the 5th consecutive season, making 3 starts for Jax. Voted first alternate special teamer for the Pro Bowl.
- Made 6 recepts. for 60 yds. and 1 TD, adding 11 special teams tackles to rank third on the team for the season.
- Part of special teams unit that ranked top 10 for opponents punt return (6.5 avg) and opponents kickoff return (21.5 avg).
- Made Jaguars debut and caught a 24-yard pass for the winning score in the 4th quarter vs. Den. (9/12).
- Made season-high 2 recepts. for 22 yds. vs. Cle. (11/21).
- Made start at WR in regular season finale vs. Was. (1/3) and had a season-high 3 special teams tackles.

## // 2009 (SAN DIEGO)

- Notched 15 special teams tackles and recorded 1 recept. for 17 yds. on the season.

## // 2008 (SAN DIEGO)

- Compiled his 2nd highest total of special teams tackles with 16 on the season.

## // 2007 (SAN DIEGO)

- The special teams ace registered 14 special teams tackles, 1 special teams FF and 1 special teams FR.
- Had a season-high 2 catches for 23 yds. at Min. (11/4).

## // 2006 (SAN DIEGO)

- Helped his club reach the postseason by contributing 9 special teams tackles.

**// 2005 (SAN DIEGO)**

- Appeared in 12 games, 3 of them as a starting WR, but his season was cut short when he was placed on the Injured Reserve on 12/7 with a hamstring injury.
- Recorded a career-high 19 special teams tackles
- Registered his first and only career rush, running for a gain of 4 yds. while also hauling in 1 recept. for 15 yds. in a win vs. Buf. (11/20).

**// 2004 (SAN DIEGO)**

- Helped lead the Chargers to the postseason, starting 7 games and recorded a career-high 15 receipts. for 308 yds. and 2 TDs.
- Contributed to a win vs. NO (11/7) with 2 receipts. for 23 yds. and 1 TD.
- Hauled in 2 receipts. for 92 yds. in a win at KC (11/28). One of his 2 receipts. went for a career-long 65 yds.
- Registered 2 receipts. for 21 yds. and 1 TD in a win vs. TB (12/12).

**// 2003 (SAN DIEGO)**

- Compiled 13 receipts. for 278 yds. and 2 TDs during his first season in the NFL.
- Recorded his first NFL recept. vs. Bal. (9/21) for a gain of 18 yds.
- Caught a 19-yd. TD recept. from QB Doug Flutie to register his first NFL TD.
- Notched a career-high 4 receipts. for a career-high 102 yds. rec. and a season-high 57-yd. TD at Pit. (12/21).

**// COLLEGE**

Began his collegiate career at Cal Poly where he played from 1999-2000 and became the school's first I-AA All-American before transferring to San Diego State for his final two seasons. His senior year, Osgood earned First-Team All-Mountain West Conference honors, finishing 2nd in the nation with 108 receipts. and ranked 4th in the nation averaging 119.2 yds. per game. He combined with J.R. Toliver to set an NCAA record for combined rec. yds. as the two registered 3,337 yds. rec. and notched 236 receipts. As a sophomore at Cal Poly he led the nation in rec. yds., was second with 125.2 rec. yds. per game and was sixth nationally with 7.6 catches per contest. Set an NCAA record with 376 rec. yds. in a game vs. Northern Iowa, and set a Cal Poly record with 17 receipts. in that same game. Osgood set another Cal Poly record with 14 TDs during his sophomore season.

**// PERSONAL**

- Attended North Salinas (CA) HS where he lettered in football, basketball and track.
- Recorded 27 receipts. for 715 yds. as a senior at North Salinas HS where he was the team captain and MVP.
- Born Kassim Osgood (5/20/80) in Boston, MA.

**// INJURY REPORT**

**2005:** Placed on Injured Reserve on 12/7 with a hamstring injury.

**2011:** Inactive for 4 games [at Car. (9/25), vs. NO (10/2), vs. Cin. (10/9) and at Pit. (10/16)] with a toe injury.

**OSGOOD'S CAREER STATISTICS**

YEAR	TEAM	GP	GS	RECEIVING					RUSHING				
				NO	YDS	AVG	LG	TD	ATT	YDS	AVG	LG	TD
2003	SD	16	2	13	278	21.4	57t	2	0	0	–	–	0
2004	SD	16	7	15	308	20.5	65	2	0	0	–	–	0
2005	SD	12	3	2	21	10.5	15	0	1	4	4.0	4	0
2006	SD	16	0	0	0	–	–	0	0	0	–	–	0
2007	SD	16	0	2	23	11.5	15	0	0	0	–	–	0
2008	SD	16	0	0	0	–	–	0	0	0	–	–	0
2009	SD	16	0	1	17	17.0	17	0	0	0	–	–	0
2010	JAX	16	3	6	60	10.0	24t	1	0	0	–	–	0
2011	JAX	12	2	5	42	8.4	19	0	0	0	–	–	0
2012	DET	16	0	0	0	–	–	0	0	0	–	–	0
2013	SF	14	0	1	17	17.0	17	0	0	0	–	–	0
<b>TOTALS</b>		<b>166</b>	<b>17</b>	<b>45</b>	<b>766</b>	<b>17.0</b>	<b>65</b>	<b>5</b>	<b>1</b>	<b>4</b>	<b>4.0</b>	<b>4</b>	<b>0</b>

**PLAYOFFS**

YEAR	TEAM	GP	GS	RECEIVING					RUSHING				
				NO	YDS	AVG	LG	TD	ATT	YDS	AVG	LG	TD
2004	SD	1	0	0	0	–	–	0	0	0	–	–	0
2006	SD	1	0	0	0	–	–	0	0	0	–	–	0
2007	SD	3	0	0	0	–	–	0	0	0	–	–	0
2008	SD	2	0	0	0	–	–	0	0	0	–	–	0
2009	SD	1	0	0	0	–	–	0	0	0	–	–	0
2013	SF	3	0	0	0	–	–	0	0	0	–	–	0
<b>TOTALS</b>		<b>11</b>	<b>0</b>	<b>0</b>	<b>0</b>	<b>–</b>	<b>–</b>	<b>0</b>	<b>0</b>	<b>0</b>	<b>–</b>	<b>–</b>	<b>0</b>

**Additional Statistics:**

**Special Teams Tackles – 134:** 2003 (9); 2004 (13); 2005 (19); 2006 (9); 2007 (14); 2008 (16); 2009 (15); 2010 (11); 2011 (9); 2012 (7); 2013 (12); Postseason – 4: 2013 (4)

**Special Teams Forced Fumbles – 4:** 2005 (1); 2007 (1); 2008 (1); 2010 (1)

**Special Teams Fumble Recoveries – 3:** 2007 (1); 2012 (1); 2013 (1)

**Blocked Punts – 1:** 2013 (1)

**Special Teams TDs – 1:** 2013 (1); Recovered a muffed punt in the end zone at Ten. (10/20/13)

**Punt Returns – 3:** 2007 (2); 2010 (1)

**Milestones:**

**NFL Debut:** at KC (9/7/03); **First Start:** at Det. (12/7/03); **First Reception:** vs. Bal. (9/21/03 – 18–yd. pass from QB Drew Brees); **First TD Reception:** at Den. (11/16/03 – 19–yd. pass from QB Doug Flutie); **First Special Teams TD:** at Ten. (10/20/13); **First Blocked Punt:** vs. Sea. (12/8/13 – by P Jon Ryan)

**OSGOOD'S CAREER HIGHS**

**Receptions:** 4 at Pit. (12/21/03)

**Receiving Yards:** 102 at Pit. (12/21/03)

**TD Receptions:** 1 (5 times) Last vs. Den. (9/12/10)

**Long Reception:** 65 at Was. (11/27/04)

**Rushes:** 1 vs. Buf. (11/20/05)

**Rushing Yards:** 4 vs. Buf. (11/20/05)

OSGOOD'S GAME-BY-GAME

2003 (San Diego)

Date	Opp	W/L	P/S	Rec	Yds	Avg	Lg	TD
Sep 7	at KC	L	1/0	0	0	—	—	0
Sep 14	Den	L	1/0	0	0	—	—	0
Sep 21	Bal	L	1/0	1	18	18.0	18	0
Sep 28	at Oak	L	1/0	1	23	23.0	23	0
Oct 5	at Jax	L	1/0	0	0	—	—	0
Oct 19	at Cle	W	1/0	0	0	—	—	0
Oct 27	Mia	L	1/0	0	0	—	—	0
Nov 2	at Chi	L	1/0	0	0	—	—	0
Nov 9	Min	W	1/0	0	0	—	—	0
Nov 16	at Den	L	1/0	1	16	16.0	16	1
Nov 23	Cin	L	1/0	0	0	—	—	0
Nov 30	KC	L	1/0	3	62	20.7	33	0
Dec 7	at Det	W	1/1	1	8	8.0	8	0
Dec 14	GB	L	1/0	2	46	23.0	24	0
Dec 21	at Pit	L	1/0	4	102	25.5	57t	1
Dec 28	Oak	W	1/1	0	0	—	—	0
<b>TOTALS</b>			<b>16/2</b>	<b>13</b>	<b>278</b>	<b>21.4</b>	<b>57t</b>	<b>2</b>

2004 (San Diego)

Date	Opp	W/L	P/S	Rec	Yds	Avg	Lg	TD
Sep 12	at Hou	W	1/0	0	0	—	—	0
Sep 19	NYJ	L	1/1	1	14	14.0	14	0
Sep 26	at Den	L	1/1	1	17	17.0	17	0
Oct 3	Ten	W	1/0	0	0	—	—	0
Oct 10	Jax	W	1/1	0	0	—	—	0
Oct 17	at Atl	L	1/0	3	37	12.3	22	0
Oct 24	at Car	W	1/1	0	0	—	—	0
Oct 31	Oak	W	1/0	0	0	—	—	0
Nov 7	NO	W	1/0	2	23	11.5	12t	1
Nov 21	at Oak	W	1/0	0	0	—	—	0
Nov 28	at KC	W	1/0	2	92	46.0	65	0
Dec 5	Den	W	1/0	0	0	—	—	0
Dec 12	TB	W	1/0	2	27	13.5	19t	1
Dec 19	at Cle	W	1/1	0	0	—	—	0
Dec 26	at Ind	L	1/1	2	43	21.5	30	0
Jan 2	KC	W	1/1	2	55	27.5	28	0
<b>TOTALS</b>			<b>16/7</b>	<b>15</b>	<b>308</b>	<b>20.5</b>	<b>65</b>	<b>2</b>

2004 Postseason (San Diego)

Date	Opp	W/L	P/S	Rec	Yds	Avg	Lg	TD
Jan 8	NYJ	L	1/0	0	0	—	—	0
<b>TOTALS</b>			<b>1/0</b>	<b>0</b>	<b>0</b>	<b>—</b>	<b>—</b>	<b>0</b>

2005 (San Diego)

Date	Opp	W/L	P/S	Rec	Yds	Avg	Lg	TD
Sep 11	Dal	L	1/0	0	0	—	—	0
Sep 18	at Den	L	1/0	0	0	—	—	0
Sep 25	NYG	W	1/0	0	0	—	—	0
Oct 2	at NE	W	1/1	0	0	—	—	0
Oct 10	Pit	L	1/0	1	6	6.0	6	0
Oct 16	at Oak	W	1/0	0	0	—	—	0
Oct 23	at Phi	L	1/0	0	0	—	—	0
Oct 30	KC	W	1/0	0	0	—	—	0
Nov 6	at NYJ	W	1/0	0	0	—	—	0
Nov 20	Buf	W	1/0	1	15	15.0	15	0
Nov 27	at Was	W	1/1	0	0	—	—	0
Dec 4	Oak	W	1/1	0	0	—	—	0
<b>PLACED ON INJURED RESERVE (Hamstring) ON 12/7</b>								
<b>TOTALS</b>			<b>12/3</b>	<b>2</b>	<b>21</b>	<b>10.5</b>	<b>15</b>	<b>0</b>

2006 (San Diego)

Date	Opp	W/L	P/S	Rec	Yds	Avg	Lg	TD
Sep 11	at Oak	W	1/0	0	0	—	—	0
Sep 17	Ten	W	1/0	0	0	—	—	0
Oct 1	at Bal	L	1/0	0	0	—	—	0
Oct 8	Pit	W	1/0	0	0	—	—	0
Oct 15	at SF	W	1/0	0	0	—	—	0
Oct 22	at KC	L	1/0	0	0	—	—	0
Oct 29	StL	W	1/0	0	0	—	—	0
Nov 5	Cle	W	1/0	0	0	—	—	0
Nov 12	at Cin	W	1/0	0	0	—	—	0
Nov 19	at Den	W	1/0	0	0	—	—	0
Nov 26	Oak	W	1/0	0	0	—	—	0
Dec 3	at Buf	W	1/0	0	0	—	—	0
Dec 10	Den	W	1/0	0	0	—	—	0
Dec 17	KC	W	1/0	0	0	—	—	0
Dec 24	at Sea	W	1/0	0	0	—	—	0
Dec 31	Arz	W	1/0	0	0	—	—	0
<b>TOTALS</b>			<b>16/0</b>	<b>0</b>	<b>0</b>	<b>—</b>	<b>—</b>	<b>0</b>

2006 Postseason (San Diego)

Date	Opp	W/L	P/S	Rec	Yds	Avg	Lg	TD
Jan 14	NE	L	1/0	0	0	—	—	0
<b>TOTALS</b>			<b>1/0</b>	<b>0</b>	<b>0</b>	<b>—</b>	<b>—</b>	<b>0</b>

2007 (San Diego)

Date	Opp	W/L	P/S	Rec	Yds	Avg	Lg	TD
Sep 9	Chi	W	1/0	0	0	—	—	0
Sep 16	at NE	L	1/0	0	0	—	—	0
Sep 23	at GB	L	1/0	0	0	—	—	0
Sep 30	KC	L	1/0	0	0	—	—	0
Oct 7	at Den	W	1/0	0	0	—	—	0
Oct 14	Oak	W	1/0	0	0	—	—	0
Oct 28	Hou	W	1/0	0	0	—	—	0
Nov 4	at Min	L	1/0	2	23	11.5	15	0
Nov 11	Ind	W	1/0	0	0	—	—	0
Nov 18	at Jax	L	1/0	0	0	—	—	0
Nov 25	Bal	W	1/0	0	0	—	—	0
Dec 2	at KC	W	1/0	0	0	—	—	0
Dec 9	at Ten	W	1/0	0	0	—	—	0
Dec 16	Det	W	1/0	0	0	—	—	0
Dec 24	Den	W	1/0	0	0	—	—	0
Dec 30	at Oak	W	1/0	0	0	—	—	0
<b>TOTALS</b>			<b>16/0</b>	<b>2</b>	<b>23</b>	<b>11.5</b>	<b>15</b>	<b>0</b>

2007 Postseason (San Diego)

Date	Opp	W/L	P/S	Rec	Yds	Avg	Lg	TD
Jan 6	Ten	W	1/0	0	0	—	—	0
Jan 13	at Ind	W	1/0	0	0	—	—	0
Jan 20	at NE	L	1/0	0	0	—	—	0
<b>TOTALS</b>			<b>3/0</b>	<b>0</b>	<b>0</b>	<b>—</b>	<b>—</b>	<b>0</b>

OSGOOD'S GAME-BY-GAME

2008 (San Diego)

Date	Opp	W/L	P/S	Rec	Yds	Avg	Lg	TD
Sep 7	Car	L	1/0	0	0	—	—	0
Sep 14	at Den	L	1/0	0	0	—	—	0
Sep 22	NYJ	W	1/0	0	0	—	—	0
Sep 28	at Oak	W	1/0	0	0	—	—	0
Oct 5	at Mia	L	1/0	0	0	—	—	0
Oct 12	NE	W	1/0	0	0	—	—	0
Oct 19	at Buf	L	1/0	0	0	—	—	0
Oct 26	at NO	L	1/0	0	0	—	—	0
Nov 9	KC	W	1/0	0	0	—	—	0
Nov 16	at Pit	L	1/0	0	0	—	—	0
Nov 23	Ind	L	1/0	0	0	—	—	0
Nov 30	Atl	L	1/0	0	0	—	—	0
Dec 4	Oak	W	1/0	0	0	—	—	0
Dec 14	at KC	W	1/0	0	0	—	—	0
Dec 21	at TB	W	1/0	0	0	—	—	0
Dec 28	Den	W	1/0	0	0	—	—	0
<b>TOTALS</b>			<b>16/0</b>	<b>0</b>	<b>0</b>	<b>—</b>	<b>—</b>	<b>0</b>

2008 Postseason (San Diego)

Date	Opp	W/L	P/S	Rec	Yds	Avg	Lg	TD
Jan 3	Ind	W	1/0	0	0	—	—	0
Jan 11	at Pit	L	1/0	0	0	—	—	0
<b>TOTALS</b>			<b>2/0</b>	<b>0</b>	<b>0</b>	<b>—</b>	<b>—</b>	<b>0</b>

2009 (San Diego)

Date	Opp	W/L	P/S	Rec	Yds	Avg	Lg	TD
Sep 14	at Oak	W	1/0	0	0	—	—	0
Sep 20	Bal	L	1/0	0	0	—	—	0
Sep 27	Mia	W	1/0	0	0	—	—	0
Oct 4	at Pit	L	1/0	0	0	—	—	0
Oct 19	Den	L	1/0	0	0	—	—	0
Oct 25	at KC	W	1/0	0	0	—	—	0
Nov 1	Oak	W	1/0	0	0	—	—	0
Nov 8	at NYG	W	1/0	0	0	—	—	0
Nov 15	Phi	W	1/0	0	0	—	—	0
Nov 22	at Den	W	1/0	0	0	—	—	0
Nov 29	KC	W	1/0	0	0	—	—	0
Dec 6	at Cle	W	1/0	0	0	—	—	0
Dec 13	at Dal	W	1/0	0	0	—	—	0
Dec 20	Cin	W	1/0	0	0	—	—	0
Dec 25	at Ten	W	1/0	0	0	—	—	0
Jan 3	Was	W	1/0	1	17	17.0	17	0
<b>TOTALS</b>			<b>16/0</b>	<b>1</b>	<b>17</b>	<b>17.0</b>	<b>17</b>	<b>0</b>

2009 Postseason (San Diego)

Date	Opp	W/L	P/S	Rec	Yds	Avg	Lg	TD
Jan 17	NYJ	L	1/0	0	0	—	—	0
<b>TOTALS</b>			<b>1/0</b>	<b>0</b>	<b>0</b>	<b>—</b>	<b>—</b>	<b>0</b>

2010 (Jacksonville)

Date	Opp	W/L	P/S	Rec	Yds	Avg	Lg	TD
Sep 12	Den	W	1/0	1	24	24.0	24t	1
Sep 19	at SD	L	1/0	0	0	—	—	0
Sep 26	Phi	L	1/0	1	5	5.0	5	0
Oct 3	Ind	W	1/1	1	3	3.0	3	0
Oct 10	at Buf	W	1/0	0	0	—	—	0
Oct 18	Ten	L	1/0	0	0	—	—	0
Oct 24	at KC	L	1/1	0	0	—	—	0
Oct 31	at Dal	W	1/0	0	0	—	—	0
Nov 14	Hou	W	1/0	0	0	—	—	0
Nov 21	Cle	W	1/0	2	22	11.0	11	0
Nov 28	at NYG	L	1/0	1	6	6.0	6	0
Dec 5	at Ten	W	1/1	0	0	—	—	0
Dec 12	Oak	W	1/0	0	0	—	—	0
Dec 19	at Ind	L	1/0	0	0	—	—	0
Dec 26	Was	L	1/0	0	0	—	—	0
Jan 2	at Hou	L	1/0	0	0	—	—	0
<b>TOTALS</b>			<b>16/3</b>	<b>6</b>	<b>60</b>	<b>10.0</b>	<b>24t</b>	<b>1</b>

2011 (Jacksonville)

Date	Opp	W/L	P/S	Rec	Yds	Avg	Lg	TD
Sep 11	Ten	W	1/0	0	0	—	—	0
Sep 18	at NYJ	L	1/1	0	0	—	—	0
Sep 25	at Car	L	—	—	INACTIVE	—	—	—
Oct 2	NO	L	—	—	INACTIVE	—	—	—
Oct 9	Cin	L	—	—	INACTIVE	—	—	—
Oct 16	at Pit	L	—	—	INACTIVE	—	—	—
Oct 24	Bal	W	1/0	0	0	—	—	0
Oct 30	at Hou	L	1/0	0	0	—	—	0
Nov 13	at Ind	W	1/0	0	0	—	—	0
Nov 20	at Cle	L	1/0	0	0	—	—	0
Nov 27	Hou	L	1/0	0	0	—	—	0
Dec 5	SD	L	1/0	0	0	—	—	0
Dec 11	TB	W	1/0	3	23	7.7	12	0
Dec 15	at Atl	L	1/0	0	0	—	—	0
Dec 24	at Ten	L	1/0	0	0	—	—	0
Jan 1	Ind	W	1/1	2	19	9.5	19	0
<b>TOTALS</b>			<b>12/2</b>	<b>5</b>	<b>42</b>	<b>8.4</b>	<b>19</b>	<b>0</b>

2012 (Detroit)

Date	Opp	W/L	P/S	Rec	Yds	Avg	Lg	TD
Sep 9	StL	W	1/0	0	0	—	—	0
Sep 16	at SF	L	1/0	0	0	—	—	0
Sep 23	at Ten	L	1/0	0	0	—	—	0
Sep 30	Min	L	1/0	0	0	—	—	0
Oct 14	at Phi	W	1/0	0	0	—	—	0
Oct 22	at Chi	L	1/0	0	0	—	—	0
Oct 28	Sea	W	1/0	0	0	—	—	0
Nov 4	at Jax	W	1/0	0	0	—	—	0
Nov 11	at Min	L	1/0	0	0	—	—	0
Nov 18	GB	L	1/0	0	0	—	—	0
Nov 22	Hou	L	1/0	0	0	—	—	0
Dec 2	Ind	L	1/0	0	0	—	—	0
Dec 9	at GB	L	1/0	0	0	—	—	0
Dec 16	at Arz	L	1/0	0	0	—	—	0
Dec 22	Atl	L	1/0	0	0	—	—	0
Dec 30	Chi	L	1/0	0	0	—	—	0
<b>TOTALS</b>			<b>16/0</b>	<b>0</b>	<b>0</b>	<b>—</b>	<b>—</b>	<b>0</b>

## OSGOOD'S GAME-BY-GAME

## 2013

Date	Opp	W/L	P/S	Rec	Yds	Avg	Lg	TD
Sep 8	GB	W	—		NOT ON ROSTER	—	—	—
Sep 15	at Sea	L	1/0	0	0	—	—	0
Sep 22	Ind	L	1/0	0	0	—	—	0
Sep 26	at StL	W	1/0	0	0	—	—	0
Oct 6	Hou	W	1/0	0	0	—	—	0
Oct 13	Arz	W	1/0	0	0	—	—	0
Oct 20	at Ten	W	1/0	0	0	—	—	0
Oct 27	at Jax	W	1/0	0	0	—	—	0
Nov 10	Car	L	—	—	INACTIVE	—	—	0
Nov 17	at NO	L	1/0	0	0	—	—	0
Nov 25	at Was	W	1/0	0	0	—	—	0
Dec 1	StL	W	1/0	0	0	—	—	0
Dec 8	Sea	W	1/0	0	0	—	—	0
Dec 15	at TB	W	1/0	0	0	—	—	0
Dec 23	Atl	W	1/0	1	17	17.0	17	0
Dec 29	at Arz	W	1/0	0	0	—	—	0
<b>TOTALS</b>			<b>14/0</b>	<b>1</b>	<b>17</b>	<b>17.0</b>	<b>17</b>	<b>0</b>

## 2013 Postseason

Date	Opp	W/L	P/S	Rec	Yds	Avg	Lg	TD
Jan 5	at GB	W	1/0	0	0	—	—	0
Jan 12	at Car	W	1/0	0	0	—	—	0
Jan 19	at Sea	L	1/0	0	0	—	—	0
<b>TOTALS</b>			<b>3/0</b>	<b>0</b>	<b>0</b>	<b>—</b>	<b>—</b>	<b>0</b>



# QUINTON PATTON

WR

HT 6-0

WT 204

COLLEGE LOUISIANA TECH

BORN 8.9.90 // NASHVILLE, TN // LAVERGNE HS, LAVERGNE, TN  
2ND YEAR // ACQUIRED D-4A IN '13

Quinton Patton showed flashes of his athleticism during his rookie season after being drafted by the 49ers in the fourth round of the 2013 NFL Draft. He earned First-Team All-WAC honors in each of his two seasons at Louisiana Tech and finished his collegiate career ranked seventh in school history in receptions (183) and receiving yards (2,594). He also hauled in 24 touchdown receptions for the Bulldogs. Patton served as team captain in 2012, while being nicknamed "The General."

## // TRANSACTIONS

Originally the first of two 4th-round (128th overall) draft choices by SF in 2013.

## // GOLDMINE

- Patton grew up in a couple of rough neighborhoods around Nashville, Tennessee, where drug use and violence ran rampant "I probably have seen everything, people getting shot, all of it," he said. Quinton's friends realized his athletic abilities and made sure he stayed on the proper path. "They'd always tell me, 'No, you're not going to get into anything because we can see you have something that we don't.'"
- In addition, football helped Quinton stay out of trouble. "I put so much time, so much effort in, believed in myself, and wasn't afraid to take a chance," he said. "My chance is football and I always have fun." Patton lives by advice he received from his junior college football coach: "When hard work becomes fun, success will follow. If you aren't working hard and having fun, you're not going to get anything out of it." It's evident on the practice field and in the locker room. Patton makes his friends, teammates and anyone else he encounters, put on a smile and laugh. "That's what I always go by, that's why you always see me with a smile out here, working, running with a smile, cracking jokes, but I'm still working hard, I'm still getting into it."
- Patton learned to cook from his father, Herman, who worked as a chef at Country Pride, a truck stop restaurant in Antioch, Tennessee. "I always used to be in the kitchen, watching and learning them cook everything." Quinton's favorite dish to make is baked chicken with yams, sweet potatoes and brownies for dessert.
- At the 2011 Poinsettia Bowl, Patton showed leadership and maturity when he selflessly gave his bowl gift (a \$300 Best Buy gift card) to a Make-A-Wish Foundation kid during the bowl's community service event. Why? The child's wish was to go on a shopping spree and Patton was happy to be able to grant that child's wish.

## // 2013

- Made his NFL debut vs. GB (9/8).
- Patton registered 2 receipts. for 34 yds. and 1 carry for 26 yds. at Arz. (12/29). In a tie game with :18 left in the 4th qtr., Patton hauled in an acrobatic 29-yd. receipt. down the sideline to setup a game-winning FG by K Phil Dawson.
- Patton recorded his first career receipt. in the postseason for 23 yds. at Car. (1/12/14 - NFC-D).

## // COLLEGE

Began his collegiate career at Coffeyville Community College in Kansas before finishing at Louisiana Tech. Played in 45 career games (44 starts) and registered 261 receipts. for 3,689 yds. and 33 TDs. In two seasons at Louisiana Tech, started all 25 games and tallied 183 receipts. for 2,594 yds. and 24 TDs. His 24 career TD receipts. ranked 3rd in school history. As a senior, selected Second-Team All-America from the Associated Press, First-Team All-WAC and was named WAC Offensive Player of the Year. Started all 12 games and led the Bulldogs with 104 receipts. for 1,392 yds. and 13 TDs. Ranked 4th in the nation with an avg. of 116.0 rec. yds. per game. In 2011, was a First-Team All-WAC and All-Louisiana selection and was also named the state of Louisiana Newcomer of the Year. Started all 13 games and led the team with 79 receipts. for 1,202 yds. and 11 TDs. At Coffeyville Community College, played in 20 games (19 starts) and recorded 78 receipts. for 1,095 yds. and 9 TDs. Also added 9 carries for 103 yds., and punted 70 times for 2,731 yds. (39.0 avg.) and a net avg. of 37.5 yds. In 2010, was named the team MVP and earned First-Team All-Kansas Jayhawk Community College honors as a receiver and Second-Team honors as a punter. Started all 11 games and led the team with 55 receipts. for 786 yds. and 6 TDs. Also punted 54 times for a 39.8 avg. As a freshman, played in 9 games (8 starts) and registered 23 receipts. for 309 yds. and 3 TDs.

## // PERSONAL

- Attended LaVergne (TN) HS and earned Class 5A All-Region IV honors as a senior.
- Born Quinton Arne Patton (8/9/90) in Nashville, TN.

## // INJURY REPORT

**2013:** Inactive 8 consecutive games [vs. Hou. (10/6), vs. Arz. (10/13), at Ten. (10/20), at Jax. (10/27), vs. Car. (11/10), at NO (11/17), at Was. (11/25) and vs. StL (12/1)] with a foot injury.



**PATTON'S CAREER STATISTICS**

YEAR	TEAM	GP	GS	NO	RECEIVING				ATT	RUSHING			
					YDS	AVG	LG	TD		YDS	AVG	LG	TD
2013	SF	6	0	3	34	11.3	29	0	1	26	26.0	26	0
<b>TOTALS</b>		<b>6</b>	<b>0</b>	<b>3</b>	<b>34</b>	<b>11.3</b>	<b>29</b>	<b>0</b>	<b>1</b>	<b>26</b>	<b>26.0</b>	<b>26</b>	<b>0</b>

**PLAYOFFS**

YEAR	TEAM	GP	GS	NO	RECEIVING				ATT	RUSHING			
					YDS	AVG	LG	TD		YDS	AVG	LG	TD
2013	SF	3	0	2	25	12.5	23	0	1	-1	-1.0	-1	0
<b>TOTALS</b>		<b>3</b>	<b>0</b>	<b>2</b>	<b>25</b>	<b>12.5</b>	<b>23</b>	<b>0</b>	<b>1</b>	<b>-1</b>	<b>-1.0</b>	<b>-1</b>	<b>0</b>

**Additional Statistics:**

**Kick Returns – 1:** 2013 (1)

**Milestones:**

**NFL Debut:** vs. GB (9/8/13); **First Reception:** at StL (9/26/13 – 0-yd. pass from QB Colin Kaepernick)

**PATTON'S CAREER HIGHS**

**Receptions:** 2 at Arz. (12/29/13); Postseason – 1 ( 2 times) Last at Sea. (1/19/14)

**Receiving Yards:** 34 at Arz. (12/29/13); Postseason – 23 at Car. (1/12/14)

**Long Reception:** 29 at Arz. (12/29/13); Postseason – 23 at Car. (1/12/14)

**Rushes:** 1 at Arz. (12/29/13)

**Rushing Yards:** 26 at Arz. (12/29/13)

**Long Rush:** 26 at Arz. (12/29/13)

**PATTON'S GAME-BY-GAME**

**2013**

Date	Opp	W/L	P/S	Rec	Yds	Avg	Lg	TD
Sep 8	GB	W	1/0	0	0	–	–	0
Sep 15	at Sea	L	1/0	0	0	–	–	0
Sep 22	Ind	L	1/0	0	0	–	–	0
Sep 26	at StL	W	1/0	1	0	0.0	0	0
Oct 6	Hou	W	–	–	INACTIVE (Foot)	–	–	–
Oct 13	Arz	W	–	–	INACTIVE (Foot)	–	–	–
Oct 20	at Ten	W	–	–	INACTIVE (Foot)	–	–	–
Oct 27	at Jax	W	–	–	INACTIVE (Foot)	–	–	–
Nov 10	Car	L	–	–	INACTIVE (Foot)	–	–	–
Nov 17	at NO	L	–	–	INACTIVE (Foot)	–	–	–
Nov 25	at Was	W	–	–	INACTIVE (Foot)	–	–	–
Dec 1	StL	W	–	–	INACTIVE (Foot)	–	–	–
Dec 8	Sea	W	–	–	INACTIVE	–	–	–
Dec 15	at TB	W	–	–	INACTIVE	–	–	–
Dec 23	Atl	W	1/0	0	0	–	–	0
Dec 29	at Arz	W	1/0	2	34	17.0	29	0
<b>TOTALS</b>			<b>6/0</b>	<b>3</b>	<b>34</b>	<b>11.3</b>	<b>29</b>	<b>0</b>

**2013 Postseason**

Date	Opp	W/L	P/S	Rec	Yds	Avg	Lg	TD
Jan 5	at GB	W	1/0	0	0	–	–	0
Jan 12	at Car	W	1/0	1	23	23.0	23	0
Jan 19	at Sea	L	1/0	1	2	2.0	2	0
<b>TOTALS</b>			<b>3/0</b>	<b>2</b>	<b>25</b>	<b>12.5</b>	<b>23</b>	<b>0</b>



# MIKE PURCELL

**NT**
**HT 6-3**
**WT 303**
**COLLEGE WYOMING**

BORN 4.20.91 // HIGHLANDS RANCH, CO // HIGHLANDS RANCH HS, CO  
1ST YEAR // ACQUIRED FA IN '13

An undrafted rookie free agent in 2013, Mike Purcell had the opportunity to hone his craft against the 49ers first-team offense the entire 2013 season as part of San Francisco's practice squad. He played in 42 games (36 starts) at the University of Wyoming, registering 197 tackles, 15 tackles for loss, four sacks, three forced fumbles, two fumble recoveries and three blocked kicks. His senior season earned him First-Team All-Mountain West Conference honors.

## // TRANSACTIONS

Originally signed as an undrafted free agent by SF on 5/7/13...Released by SF on 8/31/13...Signed to SF practice squad on 9/2/13...Signed to Reserve/Future contract with SF on 1/21/14.

## // GOLDMINE

- Purcell was a multi-sport athlete in high school which included wrestling and track along with football. In addition to those sports, he also played rugby.

## // 2013

- Spent the entire season on the 49ers practice squad.

## // COLLEGE

Saw action in 42 games (36 starts) during his 4-year career at Wyoming and totaled 197 tackles, 15 TFLs, 4.0 sacks, 3 FFs, 2 FRs, 2 PDs and 3 blocked kicks. Earned First-Team All-Mountain West Conference honors as a senior, recording 83 tackles, 8 TFLs, 1.5 sacks, 2 FFs, 1 FR, 1 PD and 1 blocked kick. In 2011, registered 48 tackles, 3 TFLs, 2.0 sacks, 1 FR and 2 blocked kicks. Recorded 57 tackles, 4 TFLs, 0.5 sacks, 1 FF and 1 PD in 2010. As a freshman, notched 9 tackles.

## // PERSONAL

- Attended Highlands Ranch (CO) HS, earning Second-Team All-State Class 5A honors as a senior, posting 60 solo tackles and 10.0 sacks.
- Was also ranked by Rivals.com as the No. 17 overall recruit in the state of Colorado.
- Majored in criminal justice at Wyoming.
- Born on 4/20/91 in Highlands Ranch, CO.



DAVID  
REED

WR

HT 6-0

WT 190

COLLEGE UTAH

BORN 3.27.87 // DUBUQUE, IA // NEW LONDON HS, NEW LONDON, CT  
5TH YEAR // ACQUIRED FA IN '14

David Reed has experience as both a wide receiver and special teams performer as he enters his first season with the 49ers. Reed was drafted by the Baltimore Ravens in the fifth round (156th overall) of the 2010 NFL Draft and led the NFL with 29.3 yards per kickoff return that season. He played in 24 games with the Ravens from 2010-12 while appearing in seven games for the Indianapolis Colts in 2013. He displayed excellent athleticism during his time at the University of Utah, setting single-season school records in receptions (81) and receiving yards (1,188).

### // TRANSACTIONS

Originally a 5th-round draft pick by Bal. in 2010... Traded to Ind. on 8/21/13... Released on 11/26/13... Signed a Reserve/Future contract with SF on 1/14/14.

### // AWARDS & HONORS

**2010:** Named AFC Special Teams Player of the Week (Week 14)

### // GOLDMINE

- Growing up, Reed played a large role in the life of his younger brother, current Washington Redskins TE Jordan Reed. Growing up with a single mom who worked double shifts, David Reed sacrificed a lot to raise his brother Jordan. The brothers continued their close relationship throughout their collegiate careers and spoke weekly where David offered his words of wisdom when times got tough for the younger Jordan. Reed said, "I just tell him you've got to work when stuff gets hard. You've got to work and stay humble."

### // 2013 (INDIANAPOLIS)

- Listed as Inactive for the first 3 games of the season.
- Returned three kickoffs for 96 yds. (32.0 avg.) at Hou. (11/3).

### // 2012 (BALTIMORE)

- Appeared in 5 games and 3 postseason contests and posted a career-high 5 receptions for 66 yds.
- Missed the first 11 games of the season while on the Physically Unable to Perform List before being activated on November 26.
- Recorded a career-high 3 receptions for 44 yds. at Cin. (12/30).

### // 2011 (BALTIMORE)

- Played in 11 games and posted a 29.7 kickoff return avg., including a long of 77 yds.
- Was placed on Injured Reserve on December 26.
- Had three kickoff returns for 125 yds. (41.7 avg.), including a long of 77 yds., before leaving the game with a shoulder injury at Ten. (9/18).
- Returned 4 kickoffs for 129 yds. (32.3 avg.), including a long of 45 yds., at Pit. (11/6).

### // 2010 (BALTIMORE)

- Appeared in 13 games and led the NFL by averaging 29.3 yds. per kickoff return, including a career-long and then-franchise-record 103-yd. return for a TD.
- Finished 4th on the team with 11 special teams tackles.
- Recorded a team-high 3 special teams tackles and 1 FF at NYJ (9/13).
- Had 3 kickoff returns for 135 yds. (45 avg.), including 1 for a then-career-long 84 yds. at Car. (11/21).
- Named AFC Special Teams Player of the Week after returning 6 kickoffs for 233 yds. (38.8 avg.), including 1 for a career-long and then-franchise record 103 yds. for a TD at Hou. (12/13).

### // COLLEGE

Finished his 2-year career at Utah with 106 receipts. for 1,615 yds. (15.2 avg.) and 11 TDs. During his senior season, set single-season school records in receipts. (81) and rec. yds. (1,188) en route to being named First Team All-Mountain West Conference. Prior to joining the Utah Utes, played 2 seasons (2006-07) at Pasadena City College and set school career records in receipts. (151), rec. yds. (1,872) and rec. TDs (24). He was named a JC Gridwire All-American after the 2007 season, recording a national junior college record with 111 receipts. for 1,661 yds. That year, he also caught 13 TDs and was named the PCC's Offensive Player of the Year.

### // PERSONAL

- Graduated from New London (CT) HS where he was an all-conference and all-state honoree.
- Recorded 57 receipts. for 1,146 yds. and 19 TDs at New Britain HS in 2003 and 2004 while winning back-to-back state titles.
- Transferred to New London HS in 2005, where he recorded 20 rec. TDs and won his 3rd consecutive state championship.
- Is the older brother of Washington Redskins TE Jordan Reed.
- Born David Reed (3/27/87) in New Britain, CT.

### // INJURY REPORT

- 2010:** Inactive vs. Buf. (10/24) with a thigh injury; Inactive at Cle. (12/26) with a head injury; Inactive vs. Cin. (1/2/11) with a wrist/head injury; Inactive in both postseason contests [at KC (1/9/11) and at Pit. (1/15/11)] with a wrist injury.
- 2011:** Inactive at StL (9/25) and vs. NYJ (10/2) with a shoulder injury. Placed on Injured Reserve on 12/26 with a knee injury.
- 2012:** Missed first 11 games of the season after being placed on PUP list on 8/27. Activated from PUP list on 11/26; Inactive in AFC Divisional Game at Den. (1/12/13) with a thigh injury.
- 2013:** Inactive at Oak. (9/8) with a head injury; Inactive vs. Mia. (9/15) and at SF (9/22) with a quadriceps injury.

**REED'S CAREER STATISTICS**

YEAR	TEAM	GP	GS	RECEIVING					RUSHING				
				NO	YDS	AVG	LG	TD	ATT	YDS	AVG	LG	TD
2010	BAL	13	0	0	0	-	-	0	1	15	15.0	15	0
2011	BAL	11	0	0	0	-	-	0	1	16	16.0	16	0
2012	BAL	5	0	5	66	13.2	23	0	0	0	-	-	0
2013	IND	7	0	1	2	2.0	2	0	0	0	-	-	0
<b>TOTALS</b>		<b>36</b>	<b>0</b>	<b>6</b>	<b>68</b>	<b>11.3</b>	<b>23</b>	<b>0</b>	<b>2</b>	<b>31</b>	<b>15.5</b>	<b>16</b>	<b>0</b>

**PLAYOFFS**

YEAR	TEAM	GP	GS	RECEIVING					RUSHING					
				NO	YDS	AVG	LG	TD	ATT	YDS	AVG	LG	TD	
2011	BAL	-	-	-	INJURED RESERVE					-	-	-	-	-
2012	BAL	3	0	0	0	-	-	0	0	0	-	-	0	
<b>TOTALS</b>		<b>3</b>	<b>0</b>	<b>0</b>	<b>0</b>	<b>-</b>	<b>-</b>	<b>0</b>	<b>0</b>	<b>0</b>	<b>-</b>	<b>-</b>	<b>0</b>	

YEAR	TEAM	KICKOFF RETURNS					PUNT RETURNS					
		NO	YDS	AVG	LG	TD	NO	FC	YDS	AVG	LG	TD
2010	BAL	21	616	29.3	103	1	0	0	0	-	-	0
2011	BAL	18	534	29.7	77	0	0	0	0	-	-	0
2012	BAL	0	0	-	-	0	0	0	0	-	-	0
2013	IND	24	590	24.6	39	0	0	0	0	-	-	0
<b>TOTALS</b>		<b>63</b>	<b>1,740</b>	<b>27.6</b>	<b>103</b>	<b>1</b>	<b>0</b>	<b>0</b>	<b>0</b>	<b>-</b>	<b>-</b>	<b>0</b>

**PLAYOFFS**

YEAR	TEAM	KICKOFF RETURNS					PUNT RETURNS						
		NO	YDS	AVG	LG	TD	NO	FC	YDS	AVG	LG	TD	
2011	BAL	-	-	INJURED RESERVE					-	-	-	-	-
2012	BAL	0	0	-	-	0	0	0	0	-	-	0	
<b>TOTALS</b>		<b>0</b>	<b>0</b>	<b>-</b>	<b>-</b>	<b>0</b>	<b>0</b>	<b>0</b>	<b>0</b>	<b>-</b>	<b>-</b>	<b>0</b>	

**Additional Statistics:**

Fumble Recoveries – None

Fumbles–Lost – 3–2: 3–2 in 2011

**Milestones:**

NFL Debut: at NYJ (9/13/10); First Start: None; First Reception: vs. Den. (12/16/12 – 12–yd. pass from QB Joe Flacco); First TD Reception: None

**REED'S CAREER HIGHS**

Receptions: 1 vs. StL (11/10/13)

Receiving Yards: 2 vs. StL (11/10/13)

TD Receptions: None

Long Reception: 2 vs. StL (11/10/13)

Rushes: 1 (2 times) Last at Sea. (11/13/11)

Rushing Yards: 16 at Sea. (11/13/11)

Kickoff Returns: 6 at Hou. (12/13/10)

Kickoff Return Yards: 233 at Hou. (12/13/10)

Long Kickoff Return: 103t at Hou. (12/13/10)

REED'S GAME-BY-GAME

2010 Receiving (Baltimore)

Date	Opp	W/L	P/S	Rec	Yds	Avg	Lg	TD
Sep 13	at NYJ	W	1/0	0	0	—	—	0
Sep 19	at Cin	L	1/0	0	0	—	—	0
Sep 26	Cle	W	1/0	0	0	—	—	0
Oct 3	at Pit	W	1/0	0	0	—	—	0
Oct 10	Den	W	1/0	0	0	—	—	0
Oct 17	at NE	L	1/0	0	0	—	—	0
Oct 24	Buf	W	—	—	INACTIVE (Thigh)	—	—	—
Nov 7	Mia	W	1/0	0	0	—	—	0
Nov 11	at Atl	L	1/0	0	0	—	—	0
Nov 21	at Car	W	1/0	0	0	—	—	0
Nov 28	TB	W	1/0	0	0	—	—	0
Dec 5	Pit	L	1/0	0	0	—	—	0
Dec 13	at Hou	W	1/0	0	0	—	—	0
Dec 19	NO	W	1/0	0	0	—	—	0
Dec 26	at Cle	W	—	—	INACTIVE (Head)	—	—	—
Jan 2	Cin	W	—	—	INACTIVE (Wrist/Head)	—	—	—
<b>TOTALS</b>			<b>13/0</b>	<b>0</b>	<b>0</b>	<b>—</b>	<b>—</b>	<b>0</b>

2010 Postseason (Receiving)

Date	Opp	W/L	P/S	Rec	Yds	Avg	Lg	TD
Jan 9	at KC	W	—	—	INACTIVE (Wrist)	—	—	—
Jan 15	at Pit	L	—	—	INACTIVE (Wrist)	—	—	—
<b>TOTALS</b>			<b>—</b>	<b>—</b>	<b>—</b>	<b>—</b>	<b>—</b>	<b>—</b>

2011 Receiving (Baltimore)

Date	Opp	W/L	P/S	Rec	Yds	Avg	Lg	TD
Sep 11	Pit	W	—	—	SUSPENDED	—	—	—
Sep 18	at Ten	L	1/0	0	0	—	—	0
Sep 25	at StL	W	—	—	INACTIVE (Shoulder)	—	—	—
Oct 2	NYJ	W	—	—	INACTIVE (Shoulder)	—	—	—
Oct 16	Hou	W	1/0	0	0	—	—	0
Oct 24	at Jax	L	1/0	0	0	—	—	0
Oct 30	Arz	W	1/0	0	0	—	—	0
Nov 6	at Pit	W	1/0	0	0	—	—	0
Nov 13	at Sea	L	1/0	0	0	—	—	0
Nov 20	Cin	W	—	—	INACTIVE	—	—	—
Nov 24	SF	W	1/0	0	0	—	—	0
Dec 4	at Cle	W	1/0	0	0	—	—	0
Dec 11	Ind	W	1/0	0	0	—	—	0
Dec 18	at SD	L	1/0	0	0	—	—	0
Dec 24	Cle	W	1/0	0	0	—	—	0
<b>PLACED ON INJURED RESERVE (Knee) ON 12/26</b>								
<b>TOTALS</b>			<b>11/0</b>	<b>0</b>	<b>0</b>	<b>—</b>	<b>—</b>	<b>0</b>

2010 Returns (Baltimore)

Date	Opp	KR	Yds	Avg	Lg	TD	PR	FC	Yds	Avg	Lg	TD
Sep 13	at NYJ	0	0	—	—	0	0	0	0	—	—	0
Sep 19	at Cin	0	0	—	—	0	0	0	0	—	—	0
Sep 26	Cle	0	0	—	—	0	0	0	0	—	—	0
Oct 3	at Pit	0	0	—	—	0	0	0	0	—	—	0
Oct 10	Den	0	0	—	—	0	0	0	0	—	—	0
Oct 17	at NE	0	0	—	—	0	0	0	0	—	—	0
Oct 24	Buf	—	—	—	—	INACTIVE (Thigh)	—	—	—	—	—	—
Nov 7	Mia	2	44	22.0	23	0	0	0	0	—	—	0
Nov 11	at Atl	3	64	21.3	31	0	0	0	0	—	—	0
Nov 21	at Car	3	135	45.0	84	0	—	—	—	—	—	0
Nov 28	TB	2	50	25.0	30	0	0	0	0	—	—	0
Dec 5	Pit	4	72	18.0	27	0	0	—	—	—	—	0
Dec 13	at Hou	6	233	38.8	103t	1	0	0	0	—	—	0
Dec 19	NO	1	18	18.0	18	0	0	0	0	—	—	0
Dec 26	at Cle	—	—	—	—	INACTIVE (Head)	—	—	—	—	—	—
Jan 2	Cin	—	—	—	—	INACTIVE (Wrist/Head)	—	—	—	—	—	—
<b>TOTALS</b>		<b>21</b>	<b>616</b>	<b>29.3</b>	<b>103t</b>	<b>1</b>	<b>0</b>	<b>0</b>	<b>0</b>	<b>—</b>	<b>—</b>	<b>0</b>

2010 Postseason (Returning)

Date	Opp	KR	Yds	Avg	Lg	TD	PR	FC	Yds	Avg	Lg	TD
Jan 9	at KC	—	—	—	—	INACTIVE (Wrist)	—	—	—	—	—	—
Jan 15	at Pit	—	—	—	—	INACTIVE (Wrist)	—	—	—	—	—	—
<b>TOTALS</b>		<b>—</b>	<b>—</b>	<b>—</b>	<b>—</b>	<b>—</b>	<b>—</b>	<b>—</b>	<b>—</b>	<b>—</b>	<b>—</b>	<b>—</b>

2011 Returns (Baltimore)

Date	Opp	KR	Yds	Avg	Lg	TD	PR	FC	Yds	Avg	Lg	TD
Sep 11	Pit	—	—	—	—	SUSPENDED	—	—	—	—	—	—
Sep 18	at Ten	3	125	41.7	77	0	0	0	0	—	—	0
Sep 25	at StL	—	—	—	—	INACTIVE (Shoulder)	—	—	—	—	—	—
Oct 2	NYJ	—	—	—	—	INACTIVE (Shoulder)	—	—	—	—	—	—
Oct 16	Hou	0	0	—	—	0	0	0	0	—	—	0
Oct 24	at Jax	2	53	26.5	33	0	0	0	0	—	—	0
Oct 30	Arz	4	85	21.3	27	0	0	0	0	—	—	0
Nov 6	at Pit	4	129	32.3	45	0	0	0	0	—	—	0
Nov 13	at Sea	3	65	21.7	25	0	0	0	0	—	—	0
Nov 20	Cin	—	—	—	—	INACTIVE	—	—	—	—	—	—
Nov 24	SF	0	0	0.0	0	0	0	0	0	—	—	0
Dec 4	at Cle	0	0	0.0	0	0	0	0	0	—	—	0
Dec 11	Ind	0	0	0.0	0	0	0	0	0	—	—	0
Dec 18	at SD	1	47	47.0	47	0	0	0	0	—	—	0
Dec 24	Cle	1	30	30.0	30	0	0	0	0	—	—	0
<b>PLACED ON INJURED RESERVE (Knee) ON 12/26</b>												
<b>TOTALS</b>		<b>18</b>	<b>534</b>	<b>29.7</b>	<b>77</b>	<b>0</b>	<b>0</b>	<b>0</b>	<b>0</b>	<b>—</b>	<b>—</b>	<b>0</b>

REED'S GAME-BY-GAME

2012 Receiving (Baltimore)

Date	Opp	W/L	P/S	Rec	Yds	Avg	Lg	TD
Sep 10	Cin	W	—	—	RESERVE/PUP	—	—	—
Sep 16	at Phi	L	—	—	RESERVE/PUP	—	—	—
Sep 23	NE	W	—	—	RESERVE/PUP	—	—	—
Sep 27	Cle	W	—	—	RESERVE/PUP	—	—	—
Oct 7	at KC	W	—	—	RESERVE/PUP	—	—	—
Oct 14	Dal	W	—	—	RESERVE/PUP	—	—	—
Oct 21	at Hou	L	—	—	RESERVE/PUP	—	—	—
Nov 4	at Cle	W	—	—	RESERVE/PUP	—	—	—
Nov 11	Oak	W	—	—	RESERVE/PUP	—	—	—
Nov 18	at Pit	W	—	—	RESERVE/PUP	—	—	—
Nov 25	at SD	W	—	—	RESERVE/PUP	—	—	—
Dec 2	Pit	L	1/0	0	0	—	—	0
Dec 9	at Was	L	1/0	0	0	—	—	0
Dec 16	Den	L	1/0	2	22	11.0	12	0
Dec 23	NYG	W	1/0	0	0	—	—	0
Dec 30	at Cin	L	1/0	3	44	14.7	23	0
<b>TOTALS</b>			<b>5/0</b>	<b>5</b>	<b>66</b>	<b>13.2</b>	<b>23</b>	<b>0</b>

2012 Returns (Baltimore)

Date	Opp	KR	Yds	Avg	Lg	TD	PR	FC	Yds	Avg	Lg	TD
Sep 10	Cin	—	—	—	—	—	—	—	RESERVE/PUP	—	—	—
Sep 16	at Phi	—	—	—	—	—	—	—	RESERVE/PUP	—	—	—
Sep 23	NE	—	—	—	—	—	—	—	RESERVE/PUP	—	—	—
Sep 27	Cle	—	—	—	—	—	—	—	RESERVE/PUP	—	—	—
Oct 7	at KC	—	—	—	—	—	—	—	RESERVE/PUP	—	—	—
Oct 14	Dal	—	—	—	—	—	—	—	RESERVE/PUP	—	—	—
Oct 21	at Hou	—	—	—	—	—	—	—	RESERVE/PUP	—	—	—
Nov 4	at Cle	—	—	—	—	—	—	—	RESERVE/PUP	—	—	—
Nov 11	Oak	—	—	—	—	—	—	—	RESERVE/PUP	—	—	—
Nov 18	at Pit	—	—	—	—	—	—	—	RESERVE/PUP	—	—	—
Nov 25	at SD	—	—	—	—	—	—	—	RESERVE/PUP	—	—	—
Dec 2	Pit	0	0	—	—	0	0	0	0	—	—	0
Dec 9	at Was	0	0	—	—	0	0	0	0	—	—	0
Dec 16	Den	0	0	—	—	0	0	0	0	—	—	0
Dec 23	NYG	0	0	—	—	0	0	0	0	—	—	0
Dec 30	at Cin	0	0	—	—	0	0	0	0	—	—	0
<b>TOTALS</b>		<b>0</b>	<b>0</b>	<b>—</b>	<b>—</b>	<b>0</b>	<b>0</b>	<b>0</b>	<b>0</b>	<b>—</b>	<b>—</b>	<b>0</b>

2012 Postseason (Receiving)

Date	Opp	W/L	P/S	Rec	Yds	Avg	Lg	TD
Jan 6	Ind	W	1/0	0	0	—	—	0
Jan 12	at Den	W	—	—	INACTIVE (Thigh)	—	—	—
Jan 20	at NE	W	1/0	0	0	—	—	0
Feb 3	at SF	W	1/0	0	0	—	—	0
<b>TOTALS</b>			<b>3/0</b>	<b>0</b>	<b>0</b>	<b>—</b>	<b>—</b>	<b>0</b>

2012 Postseason (Returns)

Date	Opp	KR	Yds	Avg	Lg	TD	PR	FC	Yds	Avg	Lg	TD
Jan 15	Hou	0	0	—	—	0	0	0	0	—	—	0
Jan 12	at Den	—	—	—	—	—	—	—	INACTIVE (Thigh)	—	—	—
Jan 20	at NE	0	0	—	—	0	0	0	0	—	—	0
Feb 3	at SF	0	0	—	—	0	0	0	0	—	—	0
<b>TOTALS</b>		<b>0</b>	<b>0</b>	<b>—</b>	<b>—</b>	<b>0</b>	<b>0</b>	<b>0</b>	<b>0</b>	<b>—</b>	<b>—</b>	<b>0</b>

2013 (Indianapolis)

Date	Opp	W/L	P/S	Rec	Yds	Avg	Lg	TD
Sep 8	Oak	W	—	—	INACTIVE (Head)	—	—	—
Sep 15	Mia	L	—	—	INACTIVE (Quad)	—	—	—
Sep 22	at SF	W	—	—	INACTIVE (Quad)	—	—	—
Sep 29	at Jax	W	1/0	0	0	—	—	0
Oct 6	Sea	W	1/0	0	0	—	—	0
Oct 14	at SD	L	1/0	0	0	—	—	0
Oct 20	Den	W	—	—	INACTIVE	—	—	—
Oct 27	at Jax	W	1/0	0	0	—	—	0
Nov 3	at Hou	W	1/0	0	0	—	—	0
Nov 10	StL	L	1/0	1	2	2.0	2	0
Nov 14	at Ten	W	1/0	0	0	—	—	0
Nov 24	at Arz	L	1/0	0	0	—	—	0
RELEASED BY IND ON 11/26								
<b>TOTALS</b>			<b>8/0</b>	<b>1</b>	<b>2</b>	<b>2.0</b>	<b>2</b>	<b>0</b>

2013 Returns (Indianapolis)

Date	Opp	KR	Yds	Avg	Lg	TD	PR	FC	Yds	Avg	Lg	TD
Sep 8	Oak	—	—	—	—	—	—	—	INACTIVE (Head)	—	—	—
Sep 15	Mia	—	—	—	—	—	—	—	INACTIVE (Quad)	—	—	—
Sep 22	at SF	—	—	—	—	—	—	—	INACTIVE (Quad)	—	—	—
Sep 29	at Jax	2	45	22.5	26	0	0	0	0	—	—	0
Oct 6	Sea	4	107	26.8	28	0	0	0	0	—	—	0
Oct 14	at SD	5	124	24.8	31	0	0	0	0	—	—	0
Oct 20	Den	—	—	—	—	—	—	—	INACTIVE	—	—	—
Oct 27	at Jax	0	0	—	—	0	0	0	0	—	—	0
Nov 3	at Hou	3	96	32.0	39	0	0	0	0	—	—	0
Nov 10	StL	3	47	15.7	20	0	0	0	0	—	—	0
Nov 14	at Ten	3	56	18.7	27	0	0	0	0	—	—	0
Nov 24	at Arz	4	115	28.8	35	0	0	0	0	—	—	0
RELEASED BY IND ON 11/26												
<b>TOTALS</b>		<b>24</b>	<b>590</b>	<b>24.6</b>	<b>39</b>	<b>0</b>	<b>0</b>	<b>0</b>	<b>0</b>	<b>—</b>	<b>—</b>	<b>0</b>



ERIC  
**REID**

S

HT 6-1

WT 213

COLLEGE LOUISIANA STATE

BORN 12.10.91 // BATON ROUGE, LA // DUTCHTOWN HS, GEISMAR, LA  
2ND YEAR // ACQUIRED D-1 IN '13

As a first-round pick in the 2013 NFL Draft, Eric Reid did everything the 49ers were looking for when they selected the LSU safety as the 18th overall draft choice. Reid earned his starting spot in training camp and carried his momentum into the season as he started all 16 regular season games and all three games in the postseason. He quickly made a name for himself as a rookie, finishing the season as the only player in the NFC to record four interceptions and two fumble recoveries. He became the first 49ers rookie safety to be named to the Pro Bowl in franchise history. Reid was the recipient of the Thomas Herrion Memorial Award given by the 49ers coaches to the rookie or first-year player who has taken advantage of every opportunity and turned it into a positive situation.



### // GOLDMINE (CONTINUED)

- Growing up, Eric's parent's taught him the importance of hard work, the value of money and focusing on strong academics. His mother expected him to earn straight A's. When Reid wanted money to buy things, his parents made him get a job. He worked at a water park when he was 15 and at Wal-Mart at age 16. He would work four to eight hours a week, even between his regular high school football practices. Sharon bought him a 2001 Honda Civic, which the family still owns. But Eric had one ultimatum, if he wanted gas to be able to drive the car, he'd have to learn to budget his expenses.
- In addition to instilling high character into Eric, his mother made an impact on the gridiron. Sharon also played tackle football, spending one season for the Baton Rouge Wildcats of the Women's American Football League. She played tight end and defensive end in the full-contact, tackle league. However, the Wildcats only lasted one season when the team folded due to Hurricane Katrina.

### // TRANSACTIONS

Originally a 1st-round (18th overall) draft choice by SF in 2013.

### // AWARDS & HONORS

**2013:** NFC Pro Bowl, Thomas Herrion Memorial Award, PFWA All-Rookie Team

### // GOLDMINE

- Jim Harbaugh not only wanted to draft Reid to the 49ers roster coming out of college, but Harbaugh had his eyes on the safety when he was still in high school. As Stanford's head coach, Harbaugh tried to recruit Reid to play college football for the Cardinal. Harbaugh exchanged a few phone calls with Eric and his father, Eric Sr., as well as many emails with his mother, Sharon. Reid chose LSU to remain close to home. "[Stanford] was actually the only school that recruited me as hard as LSU did. All of the other schools pretty much gave up knowing that I was an in-state guy, but it said a lot about how much [Harbaugh] wanted me to go to Stanford and I appreciated it."
- Ironically, after choosing to stay local for college, Reid hoped to be drafted by the 49ers so he could be in Northern California's Bay Area. Eric's mother, Sharon Guillory-Reid, works as a traveling nurse. Since Eric was in middle school in 2004, she has been traveling back and forth from Baton Rouge, LA, and the Bay Area, working in hospitals in Oakland, San Jose and San Leandro, staying in each state two to three weeks at a time. Now, Eric remains close to his mother and has insight on the area.

### // 2013

- Made his NFL debut vs. GB (9/8), recording 7 tackles, 1 INT, 1 PD and 1 special teams tackle. His first career INT came off of Packers QB Aaron Rodgers. Reid became the first 49ers rookie to intercept a pass on opening day since both DB Don Griffin and CB Tim Mckyer each registered an INT at TB (9/7/86).
- Registered his 2nd INT of the season, picking off a pass by Seahawks QB Russell Wilson vs. Sea. (9/15). According to the Elias Sports Bureau, Reid is the only 49ers rookie, since the merger in 1970, to register an INT in each of the team's first 2 games. The last rookie in the NFL to register an INT in the team's first 2 games was Phi. S Nate Allen in 2010.
- Notched a single-game career-high 9 tackles vs. Hou. (10/6), and also added 1 PD.
- Tallied 1 INT vs. Arz. (10/13), his 3rd of the season, picking off QB Carson Palmer and returning it 53 yds to the Cardinals 7-yd. line. Also recorded his first career FR, recovering a fumble by Arz. WR Larry Fitzgerald. The takeaway led to a 6-yd. TD run by RB Kendall Hunter.
- Recorded his first career special teams FR, picking up the loose ball after it was touched by Panthers CB Drayton Florence vs. Car. (11/10). The takeaway led to a 43-yd. FG by K Phil Dawson.
- The 49ers defense held Was. (11/25) to just 76 net yds. passing, the fewest net passing yds. San Francisco has allowed since 11/19/12 vs. Chi. (58 net yds. passing).
- Picked off QB Mike Glennon at TB (12/15), registering his 4th INT of the season. He also added 5 tackles and 1 PD.

**// COLLEGE**

Played in 39 games (29 starts) for the Tigers and amassed 199 tackles, 11 PDs, 6 INTs, 4.5 tackles for loss, 2 FRs and 2 FFs. As a senior, earned First-Team All-America honors from the American Football Coaches Association, Football Writers Association and ESPN, and Second-Team All-America honors by the Associated Press and *Sports Illustrated*. Also named First-Team All-SEC. Voted permanent team captain by the players, started all 13 games and tallied 91 tackles, 2 INTs, 1 FR and 7 PDs. In 2011, named First-Team All-America by The NFL Draft Reports and was also named Second-Team All-SEC by the Associated Press. Started 13 games and tied for the team lead with 76 tackles, while adding 2 INTs, 2 FFs, 1 FR and 3 PDs. As a freshman, played in 13 games (3 starts) and registered 32 tackles, 2 INTs and 1 PD.

**// PERSONAL**

- Member of the All-SEC Academic Honor Roll in 2011 and 2012.
- Attended Dutchtown (Geismar, LA) HS and was a member of the Rivals.com Top 100 team and rated as the top defensive player in the state of Louisiana.
- As a senior, was a Louisiana Class 5A All-State selection, registering 45 tackles and 3 INTs.
- Reid's father, Eric Reid, Sr., was a three-time All-American hurdler for LSU from 1984-87 and is a member of the LSU Athletic Hall of Fame.
- Eric has a daughter, LeLanie.
- Born Eric Todd Reid (12/10/91) in Baton Rouge, LA.
- Majored in business administration.

**REID'S CAREER STATISTICS**

YEAR	TEAM	GP	GS	TACKLES				YDS	INT	INTERCEPTIONS				FUMBLES		
				TOT	SOL	AST	SACKS			YDS	LG	TD	PD	FF	FR	YDS
2013	SF	16	16	92	69	23	0.0	0.0	4	54	53	0	11	0	1	0
<b>TOTALS</b>		<b>16</b>	<b>16</b>	<b>92</b>	<b>69</b>	<b>23</b>	<b>0.0</b>	<b>0.0</b>	<b>4</b>	<b>54</b>	<b>53</b>	<b>0</b>	<b>11</b>	<b>0</b>	<b>1</b>	<b>0</b>

YEAR	TEAM	GP	GS	TACKLES				YDS	INT	INTERCEPTIONS				FUMBLES		
				TOT	SOL	AST	SACKS			YDS	LG	TD	PD	FF	FR	YDS
2013	SF	3	3	17	11	6	0.0	0.0	0	0	–	0	1	0	0	0
<b>TOTALS</b>		<b>3</b>	<b>3</b>	<b>17</b>	<b>11</b>	<b>6</b>	<b>0.0</b>	<b>0.0</b>	<b>0</b>	<b>0</b>	<b>–</b>	<b>0</b>	<b>1</b>	<b>0</b>	<b>0</b>	<b>0</b>

**Additional Statistics:**

Special Teams Tackles – 7: 2013 (7)

Special Teams Fumble Recoveries – 1: 2013 (1)

**Milestones:**

NFL Debut: vs. (9/8/13); First Start: vs. GB (9/8/13); First INT: vs. GB (9/8/13 – QB Aaron Rodgers); First FR: vs. Arz. (10/13/13 – WR Larry Fitzgerald)

**REID'S GAME-BY-GAME**

**2013**

Date	Opp	W/L	P/S	Tot	Sol	Ast	Sk	Yds	Int	Yds	PD	FF	FR	Yds
Sep 8	GB	W	1/1	7	7	0	0.0	0.0	1	0	1	0	0	0
Sep 15	at Sea	L	1/1	2	2	0	0.0	0.0	1	1	1	0	0	0
Sep 22	Ind	L	1/1	6	4	2	0.0	0.0	0	0	1	0	0	0
Sep 26	at StL	W	1/1	2	0	2	0.0	0.0	0	0	0	0	0	0
Oct 6	Hou	W	1/1	9	7	2	0.0	0.0	0	0	1	0	0	0
Oct 13	Arz	W	1/1	7	5	2	0.0	0.0	1	53	1	0	1	0
Oct 20	at Ten	W	1/1	5	3	2	0.0	0.0	0	0	0	0	0	0
Oct 27	at Jax	W	1/1	9	8	1	0.0	0.0	0	0	1	0	0	0
Nov 10	Car	L	1/1	1	1	0	0.0	0.0	0	0	0	0	0	0
Nov 17	at NO	L	1/1	7	5	2	0.0	0.0	0	0	1	0	0	0
Nov 25	at Was	W	1/1	7	4	3	0.0	0.0	0	0	1	0	0	0
Dec 1	StL	W	1/1	5	3	2	0.0	0.0	0	0	1	0	0	0
Dec 8	Sea	W	1/1	6	5	1	0.0	0.0	0	0	0	0	0	0
Dec 15	at TB	W	1/1	5	4	1	0.0	0.0	1	0	1	0	0	0
Dec 23	Atl	W	1/1	3	2	1	0.0	0.0	0	0	0	0	0	0
Dec 29	at Arz	W	1/1	11	9	2	0.0	0.0	0	0	1	0	0	0
<b>TOTALS</b>			<b>16/16</b>	<b>92</b>	<b>69</b>	<b>23</b>	<b>0.0</b>	<b>0.0</b>	<b>4</b>	<b>54</b>	<b>11</b>	<b>0</b>	<b>1</b>	<b>0</b>

**2013 Postseason**

Date	Opp	W/L	P/S	Tot	Sol	Ast	Sk	Yds	Int	Yds	PD	FF	FR	Yds
Jan 5	at GB	W	1/1	10	8	2	0.0	0.0	0	0	0	0	0	0
Jan 12	at Car	W	1/1	2	1	1	0.0	0.0	0	0	1	0	0	0
Jan 19	at Sea	L	1/1	5	2	3	0.0	0.0	0	0	0	0	0	0
<b>TOTALS</b>			<b>3/3</b>	<b>17</b>	<b>11</b>	<b>6</b>	<b>0.0</b>	<b>0.0</b>	<b>0</b>	<b>0</b>	<b>1</b>	<b>0</b>	<b>0</b>	<b>0</b>

**REID'S CAREER HIGHS**

**Total Tackles:** Regular Season – 9 (2 times) at Jax. (10/27/13); Postseason – 10 at GB (1/5/14)

**Solo:** Regular Season – 8 at Jax. (10/27/13); Postseason – 8 at GB (1/5/14)

**Assists:** Regular Season – 3 at Was. (11/25/13); Postseason – 3 at Sea. (1/19/14)

**Passes Defensed:** Regular Season – 1 (11 times) Last at Arz. (12/29/13); Postseason – 1 at Car. (1/12/14)

**Interceptions:** 1 (4 times) Last at TB (12/15/13)

**Interception Yards:** 53 vs. Arz. (10/13/13)

**Long Interception Return:** 53 vs. Arz. (10/13/13)

**Fumble Recoveries:** 1 vs. Arz. (10/13/13)





# COLTON SCHMIDT

P

HT 5-11

WT 225

COLLEGE UC DAVIS

BORN 10.27.90 // BAKERSFIELD, CA // LIBERTY HS, BAKERSFIELD, CA  
1ST YEAR // ACQUIRED FA IN '14

Originally signed as an undrafted free agent by the 49ers in 2013, Colton Schmidt rejoins the team after a brief stint with the Cleveland Browns. A Bakersfield, CA native, Schmidt attended UC Davis where he finished his career with 235 punts for 9,664 yards and a school-record 41.1 gross punting average. He also served as the team's kickoff specialist, recording 34 touchbacks in 62 attempts.

## // TRANSACTIONS

Originally signed as an undrafted free agent by SF on 7/15/13...Released by SF on 8/2/13...Re-signed by SF on 8/6/13...Released by SF on 8/26/13...Claimed off of waivers by Cle. on 8/27/13...Released by Cle. on 8/30/13...Signed to a Reserve/Future contract with SF on 1/2/14.

## // GOLDMINE

- One of Schmidt's biggest strengths is his education. When he first started playing football, he heard coaches express the need for kickers and punters to have a tough mentality. Schmidt then majored in psychology to better understand himself and the game of football.
- Schmidt made the transition from soccer to football during the beginning of his time at Liberty (Bakersfield, CA) High School.

## // COLLEGE

Finished his collegiate career with 235 punts for 9,664 yds. In 2012, surpassed the previous single-season record with a 44.5 gross avg. to earn First-Team All-Big Sky Conference. In 2011, was selected as Second-Team All-Big Sky Conference after punting 61 times for 2,582 yds. and set a new school record with a 42.3 gross punting avg. Was selected Second-Team All-Big Sky Conference as a sophomore in 2011 after booting 66 punts for 2,559 yds., landing 18 punts inside the 20-yd. line, and finishing with a 38.8 gross punting avg.

## // PERSONAL

- Attended Liberty (Bakersfield, CA) HS where he received All-Southeast Yosemite League honors as well as All-Area (Kern County) recognition after averaging more than 40 yds. per att. Also served as placekicker, hitting 9 of 13 FGs en route to being named Special Teams Player of the Year by KBAK-TV.
- Majored in psychology.
- Born Colton Schmidt (10/27/90) in Bakersfield, CA.



# RYAN SEYMOUR

G

HT 6-4

WT 301

COLLEGE VANDERBILT

BORN 2.7.90 // KINGSLAND, GA // CAMDEN COUNTY HS, KINGSLAND, GA  
1ST YEAR // ACQUIRED FA IN '13

A young offensive lineman with the versatility to play multiple positions along the offensive front, Ryan Seymour was signed off of the Seattle Seahawks practice squad to the 49ers active roster on December 10, 2013. He was drafted by Seattle in the seventh round (220th overall) of the 2013 NFL Draft.

## // TRANSACTIONS

Originally a 7th round (220th overall) draft choice by Sea. in the 2013 NFL Draft...Released by Sea. on 8/31/13...Signed to Sea. practice squad on 9/2/13...Released from Sea. practice squad on 9/5/13...Signed to Sea. practice squad on 9/11/13...Signed by SF on 12/10/13.

## // GOLDMINE

- To Seymour, the game of golf is more than a hobby. While at Camden County (Kingsland, GA) High School, he earned three letters as a varsity golfer. He became so involved in the game that he spent summers working at a local golf course.

## // 2013 (SEATTLE/SAN FRANCISCO)

- Spent the first 14 weeks of the season on the Seahawks practice squad.
- After signing with the 49ers on 12/10, was inactive for 3 regular season games and all 3 postseason contests.

## // COLLEGE

Played in 44 games with 35 starts at Vanderbilt. In 2012, started all 13 games and saw playing time at tackle, guard and center. As a junior, made 11 starts on the offensive line, beginning the season at left tackle, then moving inside to left guard after the first 5 games of the season. Named SEC Offensive Lineman of the Week for his performance against Army, as he helped the Commodores rush for 344 yds. and did not allow a sack. As a sophomore, played in 12 games, including 10 starts, starting at right tackle. In 2009, played in 8 games and was named to the All-SEC Freshman team. In 2008 during his redshirt year, practiced as a defensive tackle and then moved to offensive tackle during spring practice.

## // PERSONAL

- Attended Camden County (Kingsland, GA) HS. He was a two-year starter for the Wildcats at DE and G. Named AAAAA First-Team DE, and was a two-time All-Region recipient.
- Finished his degree in human and organizational development in December 2012.
- Born Ryan Radeck Seymour (2/7/90) in Kingsland, GA.



# DAN SKUTA

LB

HT 6-2

WT 250

COLLEGE GRAND VALLEY STATE

BORN 4.21.86 // FLINT, MI // CARMAN-AINSWORTH HS, FLINT, MI  
6TH YEAR // ACQUIRED FA IN '13

A versatile linebacker and accomplished special teams player, Dan Skuta stepped into the starting role at outside linebacker on defense at times during the 2013 regular season. He started a career-high eight games and tied his career high with 34 tackles, while also registering his first career touchdown at London's Wembley Stadium against the Jacksonville Jaguars. A six-year veteran, Skuta spent the first four seasons of his career with the Cincinnati Bengals, where he became a special teams standout.

## // TRANSACTIONS

Originally signed with Cin. as an undrafted free agent on 4/30/09... Waived by Cin. on 9/5/09...Signed to Cin. practice squad on 9/6/09...Signed to Cin. active roster on 10/8/09...Re-signed to a one-year deal with Cin. on 4/13/12...Signed a two-year contract with SF on 3/14/13.

## // GOLDMINE

- While in Cincinnati, Skuta enjoyed spending time in the community, "I had the chance to work with the Boys and Girls Club and the Free Store Food Bank in Cincinnati. It meant a lot to me, just remembering what it meant to me when I was a kid. It was big to me. Just seeing how happy the kids are when we're out there is awesome. That brings a lot of joy to me. I like to go do it for that."

## // 2013 (SAN FRANCISCO)

- Played in all 16 games (8 starts) and tied his career high with 34 tackles.
- In his first start with the 49ers, recorded 2 tackles at StL (9/26). Part of a defense that held the Rams offense to only 18 yds. rushing on 19 carries, the 7th-best single-game defensive rushing performance in franchise history.
- Registered his first career FR at Jax. (10/27), recovering a fumble by TE Mercedes Lewis that was forced by LB Patrick Willis, and returned it 47-yds. for a TD. It marked his first career TD.
- Tallied his first career postseason sack, bringing down QB Cam Newton in the 4th qtr. at Car. (1/12/14 - NFC-D).
- Sacked QB Russell Wilson for his 2nd sack of the postseason at Sea. (1/19/14 - NFC-C).

## // 2012 (CINCINNATI)

- Played in all 16 games for the third straight season, tallying 12 tackles and 1 PD on defense while leading the team with 17 special teams tackles.
- Led the team, or was tied for the lead, in special teams tackles 5 times during the season.
- Recorded a season-high 4 tackles on defense vs. Bal. (12/30).

## // 2011 (CINCINNATI)

- Recorded a career-high 34 tackles, 0.5 sacks, and 1 FF.
- Tied for second on the team with 13 special teams tackles.
- Tallied 4 tackles vs. SF (9/25), including his 1st career sack (0.5), bringing down QB Alex Smith. Added his 1st career defensive FF.
- Made his first career start vs. Ind. (10/16) and tallied 7 tackles.
- Tied for the team lead with 9 tackles at Ten. (11/6).

## // 2010 (CINCINNATI)

- Played in all 16 games, made his first career NFL start and led the team with 16 special teams tackles.
- Recorded first career FF on special teams vs. Bal (9/19), jarring the ball loose from RB Jalen Parmele on kickoff coverage.
- Registered his first 2 career tackles on defense in a win vs. SD (12/26).
- Chosen by coaches as the Bengals' special teams coverage player for fan voting for the Pro Bowl.

## // 2009 (CINCINNATI)

- Began the regular season on the Bengals practice squad, but was signed to the active roster (10/8) prior to making his NFL debut at Bal. (10/11).
- Over the last 12 games of the regular season, he played in 8 contests and finished 5th on the team in special teams tackles with 10.

## // COLLEGE

Earned First-Team All-America honors in NCAA Division II as a senior at Grand Valley State (Allendale, MI). He helped lead the team to a four-year record of 51-2, with two national titles. Played both defensive line and linebacker during his four seasons. His 33.5 career sacks ranked 3rd in NCAA Division II history. Grand Valley State's record during Skuta's first 40 games was 40-0, going 13-0, 15-0 and 12-0 before losing in the 2007 playoffs to finish 12-1.

## // PERSONAL

- Attended Carman-Ainsworth (Flint, MI) HS, where as a two-way player his senior season, he tallied 116 tackles and rushed for 1,092 yards and 20 TDs.
- His hobbies include snowmobiling, dirt bike riding, fishing and hunting.
- Skuta has a passion for the food industry and hopes to own his own restaurant in the future.
- Enjoys giving back to the community, whether it is building gardens and parks or working football camps.
- Born Dan Skuta (4/21/86) in Flint, MI.

**SKUTA'S CAREER STATISTICS**

YEAR	TEAM	GP	GS	TACKLES					INTERCEPTIONS					FUMBLES			
				TOT	SOL	AST	SACKS	YDS	INT	YDS	LG	TD	PD	FF	FR	YDS	
2009	CIN	8	0	0	0	0	0.0	0.0	0	0	–	0	0	0	0	0	0
2010	CIN	16	1	2	0	2	0.0	0.0	0	0	–	0	0	0	0	0	0
2011	CIN	16	3	34	21	13	0.5	4.0	0	0	–	0	0	1	0	0	0
2012	CIN	16	0	12	6	6	0.0	0.0	0	0	–	0	1	0	0	0	0
2013	SF	16	8	34	18	16	0.0	0.0	0	0	–	0	2	0	1	47	0
<b>TOTALS</b>		<b>72</b>	<b>12</b>	<b>82</b>	<b>45</b>	<b>37</b>	<b>0.5</b>	<b>4.0</b>	<b>0</b>	<b>0</b>	<b>–</b>	<b>0</b>	<b>3</b>	<b>1</b>	<b>1</b>	<b>47</b>	<b>0</b>

**PLAYOFFS**

YEAR	TEAM	GP	GS	TACKLES					INTERCEPTIONS					FUMBLES			
				TOT	SOL	AST	SACKS	YDS	INT	YDS	LG	TD	PD	FF	FR	YDS	
2009	CIN	1	0	0	0	0	0.0	0.0	0	0	–	0	0	0	0	0	0
2011	CIN	1	0	1	1	0	0.0	0.0	0	0	–	0	0	0	0	0	0
2012	CIN	1	0	2	2	0	0.0	0.0	0	0	–	0	0	0	0	0	0
2013	SF	3	0	5	3	2	2.0	18.0	0	0	–	0	0	0	0	0	0
<b>TOTALS</b>		<b>6</b>	<b>0</b>	<b>8</b>	<b>6</b>	<b>2</b>	<b>2.0</b>	<b>18.0</b>	<b>0</b>	<b>0</b>	<b>–</b>	<b>0</b>	<b>0</b>	<b>0</b>	<b>0</b>	<b>0</b>	<b>0</b>

**Additional Statistics:**

**Special Teams Forced Fumbles – 1:** 2010 (1)

**Special Teams Tackles:** Regular Season – 63: 2009 (10), 2010 (16), 2011 (13), 2012 (17); 2013 (7); Postseason – 4: 2009 (1), 2012 (1), 2013 (2)

**TDs – 1:** 2013 [47–yd. fumble return at Jax. (10/27/13)]

**Milestones:**

**NFL Debut:** at Bal. (10/11/09); **First Start:** vs. NO (FB – 12/5/10), vs. Ind. (LB – 10/16/11); **First Sack:** vs. SF (9/25/11 – QB Alex Smith); **First FF:** vs. SF (9/25/11 – TE Vernon Davis); **First FR:** at Jax. (10/27/13 – TE Mercedes Lewis)

**SKUTA'S CAREER HIGHS**

**Total Tackles:** 9 at Ten. (11/6/11); Postseason – 3 at Sea. (1/19/14)

**Solo:** 7 at Ten. (11/6/11); Postseason – 2 (2 times) Last at Car. (1/12/14)

**Assists:** 3 (2 times) Last at NO (11/17/13); Postseason – 2 at Sea. (1/19/14)

**Sacks:** 0.5 vs. SF (9/25/11); Postseason – 1.0 (2 times) Last at Sea. (1/19/14)

**Forced Fumbles:** 1 vs. SF (9/25/11)

**Fumble Recoveries:** 1 at Jax. (10/27/13)

**Passes Defensed:** 2 vs. Car. (11/10/13)

**SKUTA'S GAME-BY-GAME**

**2009 (Cincinnati)**

Date	Opp	W/L	P/S	Tot	Sol	Ast	Sk	Yds	Int	Yds	PD	FF	FR	Yds
Sep 13	Den	L	–	PRACTICE SQUAD				–	–	–	–	–	–	–
Sep 20	at GB	W	–	PRACTICE SQUAD				–	–	–	–	–	–	–
Sep 27	Pit	W	–	PRACTICE SQUAD				–	–	–	–	–	–	–
Oct 4	at Cle	W	–	PRACTICE SQUAD				–	–	–	–	–	–	–
<b>PROMOTED TO CIN ACTIVE ROSTER ON 10/9</b>														
Oct 11	at Bal	W	1/0	0	0	0	0.0	0.0	0	0	0	0	0	0
Oct 18	Hou	L	1/0	0	0	0	0.0	0.0	0	0	0	0	0	0
Oct 25	Chi	W	0/0	0	0	0	0.0	0.0	0	0	0	0	0	0
Nov 8	Bal	W	0/0	0	0	0	0.0	0.0	0	0	0	0	0	0
Nov 15	at Pit	W	1/0	0	0	0	0.0	0.0	0	0	0	0	0	0
Nov 22	at Oak	L	1/0	0	0	0	0.0	0.0	0	0	0	0	0	0
Nov 29	Cle	W	1/0	0	0	0	0.0	0.0	0	0	0	0	0	0
Dec 6	Det	W	0/0	0	0	0	0.0	0.0	0	0	0	0	0	0
Dec 13	at Min	L	0/0	0	0	0	0.0	0.0	0	0	0	0	0	0
Dec 20	at SD	L	1/0	0	0	0	0.0	0.0	0	0	0	0	0	0
Dec 27	KC	W	1/0	0	0	0	0.0	0.0	0	0	0	0	0	0
Jan 3	at NYJ	L	1/0	0	0	0	0.0	0.0	0	0	0	0	0	0
<b>TOTALS</b>			<b>8/0</b>	<b>0</b>	<b>0</b>	<b>0</b>	<b>0.0</b>	<b>0.0</b>	<b>0</b>	<b>0</b>	<b>0</b>	<b>0</b>	<b>0</b>	<b>0</b>

**2010 (Cincinnati)**

Date	Opp	W/L	P/S	Tot	Sol	Ast	Sk	Yds	Int	Yds	PD	FF	FR	Yds
Sep 12	at NE	L	1/0	0	0	0	0.0	0.0	0	0	0	0	0	0
Sep 19	Bal	W	1/0	0	0	0	0.0	0.0	0	0	0	0	0	0
Sep 26	at Car	W	1/0	0	0	0	0.0	0.0	0	0	0	0	0	0
Oct 3	at Cle	L	1/0	0	0	0	0.0	0.0	0	0	0	0	0	0
Oct 10	TB	L	1/0	0	0	0	0.0	0.0	0	0	0	0	0	0
Oct 24	at Atl	L	1/0	0	0	0	0.0	0.0	0	0	0	0	0	0
Oct 31	Mia	L	1/0	0	0	0	0.0	0.0	0	0	0	0	0	0
Nov 8	Pit	L	1/0	0	0	0	0.0	0.0	0	0	0	0	0	0
Nov 14	at Ind	L	1/0	0	0	0	0.0	0.0	0	0	0	0	0	0
Nov 21	Buf	L	1/0	0	0	0	0.0	0.0	0	0	0	0	0	0
Nov 25	at NYJ	L	1/0	0	0	0	0.0	0.0	0	0	0	0	0	0
Dec 5	NO	L	1/1	0	0	0	0.0	0.0	0	0	0	0	0	0
Dec 12	at Pit	L	1/0	0	0	0	0.0	0.0	0	0	0	0	0	0
Dec 19	Cle	W	1/0	0	0	0	0.0	0.0	0	0	0	0	0	0
Dec 26	SD	W	1/0	2	0	2	0.0	0.0	0	0	0	0	0	0
Jan 2	at Bal	L	1/0	0	0	0	0.0	0.0	0	0	0	0	0	0
<b>TOTALS</b>			<b>16/1</b>	<b>2</b>	<b>0</b>	<b>2</b>	<b>0.0</b>	<b>0.0</b>	<b>0</b>	<b>0</b>	<b>0</b>	<b>0</b>	<b>0</b>	<b>0</b>

**2009 Postseason (Cincinnati)**

Date	Opp	W/L	P/S	Tot	Sol	Ast	Sk	Yds	Int	Yds	PD	FF	FR	Yds
Jan 9	NYJ	L	1/0	0	0	0	0.0	0.0	0	0	0	0	0	0
<b>TOTALS</b>			<b>1/0</b>	<b>0</b>	<b>0</b>	<b>0</b>	<b>0.0</b>	<b>0.0</b>	<b>0</b>	<b>0</b>	<b>0</b>	<b>0</b>	<b>0</b>	<b>0</b>

SKUTA'S GAME-BY-GAME

2011 (Cincinnati)

Date	Opp	W/L	P/S	Tot	Sol	Ast	Sk	Yds	Int	Yds	PD	FF	FR	Yds
Sep 11	at Cle	W	1/0	0	0	0	0.0	0.0	0	0	0	0	0	0
Sep 18	at Den	L	1/0	1	0	1	0.0	0.0	0	0	0	0	0	0
Sep 25	SF	L	1/0	4	3	1	0.5	4.0	0	0	0	1	0	0
Oct 2	Buf	W	1/0	0	0	0	0.0	0.0	0	0	0	0	0	0
Oct 9	at Jax	W	1/0	0	0	0	0.0	0.0	0	0	0	0	0	0
Oct 16	Ind	W	1/1	7	5	2	0.0	0.0	0	0	0	0	0	0
Oct 30	at Sea	W	1/1	3	1	2	0.0	0.0	0	0	0	0	0	0
Nov 6	at Ten	W	1/1	9	7	2	0.0	0.0	0	0	0	0	0	0
Nov 13	Pit	L	1/0	2	1	1	0.0	0.0	0	0	0	0	0	0
Nov 20	at Bal	L	1/0	1	0	1	0.0	0.0	0	0	0	0	0	0
Nov 27	Cle	W	1/0	0	0	0	0.0	0.0	0	0	0	0	0	0
Dec 4	at Pit	L	1/0	2	1	1	0.0	0.0	0	0	0	0	0	0
Dec 11	Hou	L	1/1	1	0	1	0.0	0.0	0	0	0	0	0	0
Dec 18	at StL	W	1/1	1	1	0	0.0	0.0	0	0	0	0	0	0
Dec 24	Arz	W	1/1	0	0	0	0.0	0.0	0	0	0	0	0	0
Jan 1	Bal	L	1/0	3	2	1	0.0	0.0	0	0	0	0	0	0
<b>TOTALS</b>			<b>16/3</b>	<b>34</b>	<b>21</b>	<b>13</b>	<b>0.5</b>	<b>4.0</b>	<b>0</b>	<b>0</b>	<b>0</b>	<b>1</b>	<b>0</b>	<b>0</b>

2013 (San Francisco)

Date	Opp	W/L	P/S	Tot	Sol	Ast	Sk	Yds	Int	Yds	PD	FF	FR	Yds
Sep 8	GB	W	1/0	0	0	0	0.0	0.0	0	0	0	0	0	0
Sep 15	at Sea	L	1/0	1	0	1	0.0	0.0	0	0	0	0	0	0
Sep 22	Ind	L	1/0	0	0	0	0.0	0.0	0	0	0	0	0	0
Sep 26	at StL	W	1/1	2	2	0	0.0	0.0	0	0	0	0	0	0
Oct 6	Hou	W	1/1	4	3	1	0.0	0.0	0	0	0	0	0	0
Oct 13	Arz	W	1/1	1	0	1	0.0	0.0	0	0	0	0	0	0
Oct 20	at Ten	W	1/1	1	0	1	0.0	0.0	0	0	0	0	0	0
Oct 27	at Jax	W	1/1	8	6	2	0.0	0.0	0	0	0	0	1	47t
Nov 10	Car	L	1/1	3	2	1	0.0	0.0	0	0	2	0	0	0
Nov 17	at NO	L	1/1	5	2	3	0.0	0.0	0	0	0	0	0	0
Nov 25	at Was	W	1/1	2	1	1	0.0	0.0	0	0	0	0	0	0
Dec 1	StL	W	1/0	2	0	2	0.0	0.0	0	0	0	0	0	0
Dec 8	Sea	W	1/0	1	1	0	0.0	0.0	0	0	0	0	0	0
Dec 15	at TB	W	1/0	0	0	0	0.0	0.0	0	0	0	0	0	0
Dec 23	Atl	W	1/0	2	0	2	0.0	0.0	0	0	0	0	0	0
Dec 29	at Arz	W	1/0	2	1	1	0.0	0.0	0	0	0	0	0	0
<b>TOTALS</b>			<b>16/8</b>	<b>34</b>	<b>18</b>	<b>16</b>	<b>0.0</b>	<b>0.0</b>	<b>0</b>	<b>0</b>	<b>2</b>	<b>0</b>	<b>1</b>	<b>47</b>

2011 Postseason (Cincinnati)

Date	Opp	W/L	P/S	Tot	Sol	Ast	Sk	Yds	Int	Yds	PD	FF	FR	Yds
Jan 7	at Hou	L	1/0	1	1	0	0.0	0.0	0	0	0	0	0	0
<b>TOTALS</b>			<b>1/0</b>	<b>1</b>	<b>1</b>	<b>0</b>	<b>0.0</b>	<b>0.0</b>	<b>0</b>	<b>0</b>	<b>0</b>	<b>0</b>	<b>0</b>	<b>0</b>

2013 Postseason (San Francisco)

Date	Opp	W/L	P/S	Tot	Sol	Ast	Sk	Yds	Int	Yds	PD	FF	FR	Yds
Jan 5	at GB	W	1/0	0	0	0	0.0	0.0	0	0	0	0	0	0
Jan 12	at Car	W	1/0	2	2	0	1.0	13.0	0	0	0	0	0	0
Jan 19	at Sea	L	1/0	3	1	2	1.0	5.0	0	0	0	0	0	0
<b>TOTALS</b>			<b>3/0</b>	<b>5</b>	<b>3</b>	<b>2</b>	<b>2.0</b>	<b>18.0</b>	<b>0</b>	<b>0</b>	<b>0</b>	<b>0</b>	<b>0</b>	<b>0</b>

2012 (Cincinnati)

Date	Opp	W/L	P/S	Tot	Sol	Ast	Sk	Yds	Int	Yds	PD	FF	FR	Yds
Sep 10	at Bal	L	1/0	2	1	1	0.0	0.0	0	0	0	0	0	0
Sep 16	Cle	W	1/0	0	0	0	0.0	0.0	0	0	0	0	0	0
Sep 23	at Was	W	1/0	0	0	0	0.0	0.0	0	0	0	0	0	0
Sep 30	at Jax	W	1/0	0	0	0	0.0	0.0	0	0	0	0	0	0
Oct 7	Mia	L	1/0	1	0	1	0.0	0.0	0	0	0	0	0	0
Oct 14	at Cle	L	1/0	2	1	1	0.0	0.0	0	0	0	0	0	0
Oct 21	Pit	L	1/0	1	1	0	0.0	0.0	0	0	0	0	0	0
Nov 4	Den	L	1/0	0	0	0	0.0	0.0	0	0	0	0	0	0
Nov 11	NYG	W	1/0	1	1	0	0.0	0.0	0	0	0	0	0	0
Nov 18	at KC	W	1/0	0	0	0	0.0	0.0	0	0	0	0	0	0
Nov 25	Oak	W	1/0	0	0	0	0.0	0.0	0	0	0	0	0	0
Dec 2	at SD	W	1/0	0	0	0	0.0	0.0	0	0	0	0	0	0
Dec 9	Dal	L	1/0	1	1	0	0.0	0.0	0	0	0	0	0	0
Dec 13	at Phi	W	1/0	0	0	0	0.0	0.0	0	0	0	0	0	0
Dec 23	at Pit	W	1/0	0	0	0	0.0	0.0	0	0	0	0	0	0
Dec 30	Bal	W	1/0	4	1	3	0.0	0.0	0	0	1	0	0	0
<b>TOTALS</b>			<b>16/0</b>	<b>12</b>	<b>6</b>	<b>6</b>	<b>0.0</b>	<b>0.0</b>	<b>0</b>	<b>0</b>	<b>1</b>	<b>0</b>	<b>0</b>	<b>0</b>

2012 Postseason (Cincinnati)

Date	Opp	W/L	P/S	Tot	Sol	Ast	Sk	Yds	Int	Yds	PD	FF	FR	Yds
Jan 5	at Hou	L	1/0	2	2	0	0.0	0.0	0	0	0	0	0	0
<b>TOTALS</b>			<b>1/0</b>	<b>2</b>	<b>2</b>	<b>0</b>	<b>0.0</b>	<b>0.0</b>	<b>0</b>	<b>0</b>	<b>0</b>	<b>0</b>	<b>0</b>	<b>0</b>



# ALDON SMITH

**LB**

**HT 6-4 WT 265 COLLEGE MISSOURI**

BORN 9.25.89 // KANSAS CITY, MO // RAYTOWN SENIOR HS, RAYTOWN, MO  
4TH YEAR // ACQUIRED D-1 IN '11

One of the most feared pass rushers in the NFL, Aldon Smith has made opposing quarterbacks uneasy since entering the NFL as the seventh overall pick in the 2011 NFL Draft. Since entering the league, he ranks 2nd in the NFL with 42.0 sacks. Smith registered 33.5 sacks through his first two seasons, the most by any player in their first two seasons since sacks became an official statistic in 1982. Smith tallied 30.5 in his first 27 games, becoming the fastest player to reach the 30-sack mark in league history. In 2012, he registered 19.5 sacks, to set a single-season franchise record and rank 2nd in the NFL. Smith's performance earned him First-Team All-Pro honors and his first Pro Bowl selection. As a rookie, Smith led the team and all NFL rookies with 14.0 sacks, the second-highest total by a rookie in NFL history (Jevon Kearse, 14.5 in 1999).



## // TRANSACTIONS

Originally a 1st-round (7th overall) draft choice by SF in 2011... Placed on the Reserve/Non-Football Injury List on 9/23/13... Activated from the Reserve/NFI List on 10/31/13...SF exercised fifth year option on rookie contract on 5/2/14.

## // AWARDS & HONORS:

- 2011:** Defensive Rookie of the Year by PFW/PFWA, All-Rookie Team by PFW/PFWA, *USA Today* All-Joe Team, Linebacker of the Year by NFL Alumni, NFL Defensive Rookie of the Month (October & December/January), Pepsi NFL Rookie of the Week (Week 5 & Week 6)
- 2012:** AP First-Team All-Pro, First Team All-Pro Selection by PFW/PFWA, All-Pro selection by *The Sporting News*, All-Pro by ESPN's John Clayton, 2013 NFC Pro Bowl selection (Starter), Bill Walsh Award, NFC Defensive Player of the Month (November), NFC Defensive Player of the Week (Week 11), USA Football All-Fundamentals Team

## // GOLDMINE

- In 2012, Smith was selected as the recipient of the 49ers Bill Walsh Award. Established in 2004 in honor of San Francisco's Hall of Fame Head Coach, the award, which is voted on by coaches, is given to the 49ers team MVP, honoring his outstanding individual performance.
- In recent years, Aldon has dabbled in boxing and mixed martial arts training, both of which he said are helpful with his pass-rush technique and mental endurance.

## // CAREER HIGHLIGHTS

- Smith's 33.5 sacks in his first two seasons in the NFL are the most by a player in his first 2 years in NFL history. Smith reached the mark by surpassing Hall of Fame DE Reggie White (31.0).
- His 33.5 sacks in his first two seasons in the NFL are the most by any player in consecutive seasons in 49ers history. The previous record was held by DE Chris Doleman (27.0 sacks from 1997-98).
- Since his rookie year in 2011, Smith has registered 42.0 sacks, the 2nd-most in the NFL over that time span.
- Reached 30.5 career sacks in just 27 games, doing so at NO (11/25/12), marking the fastest player to record 30.0 sacks in NFL history. DE Reggie White held the previous mark (28 games).
- Finished the 2012 season with the most sacks in the NFC (19.5) and 2nd most in the NFL (J.J. Watt, Hou. - 20.5).
- Set a new franchise record for most sacks in a season with 19.5 in 2012, surpassing Hall of Fame DE Fred Dean (17.5 in 1983).
- Smith's 19.5 sacks through the 49ers first 13 games of 2012 were the most sacks through a team's first 13 games in NFL history.
- Tied a 49ers record with at least 1.0 sack in 7 consecutive games (10/18/12 - 12/9/12), joining Dwaine Board (10/16/83 - 12/4/83) and Dana Stubblefield (9/21/97 - 11/4/90) for the longest streak with at least 1.0 sack in team history.
- Recorded 5.5 sacks vs. Chi. (11/19/12), the most in *Monday Night Football* history. The total is the 2nd-most in a game in team history [Fred Dean - 6.0 vs. NO (11/13/83)]. Smith has 12.0 sacks in 5 career games on *MNF*, which is tied for the most among all active players on *MNF* (Dwight Freeney - 12.0).
- Set the 49ers rookie sack record (14.0) in 2011, surpassing DT Charles Haley's mark of 12.0 in 1986. Smith's 14.0 sacks led SF and all rookies in 2011 and ranked t-5th in the NFL.

### MOST SACKS BY A PLAYER IN THEIR FIRST TWO SEASONS IN NFL HISTORY

Player	Sacks
1. Aldon Smith, SF (2011-12)	33.5
2. Reggie White, Phi. (1985-86)	31.0

### MOST SACKS IN THE NFL SINCE 2011

Player	Sacks
1. Jared Allen, Min. & Chi.	45.5
2. Aldon Smith, SF	42.0
3t. Robert Mathis, Ind.	37.0
D. Ware, Dal. & Den.	37.0
5. J.J. Watt, Hou.	36.5

### 49ERS SINGLE SEASON SACK LEADERS (SINCE 1982)

Player	Sacks
1. Aldon Smith, 2012	19.5
2. Fred Dean, 1983	17.5
3. Tim Harris, 1992	17.0
4. Charles Haley, 1990	16.0
5t. Chris Doleman, 1998	15.0
Dana Stubblefield, 1997	15.0

## // 2013

- Smith sacked Redskins QB Robert Griffin III 2.0 times at Was. (11/25), giving him 6.5 sacks on the season and 40.0 for his career. It marked Smith's 11th game with 2.0-or-more sacks and 2nd of the season. His 2.0 sacks against the Redskins put him in 5th place in franchise history for career sacks. In 5 career games on *Monday Night Football*, Smith has registered 12.0 sacks, ranking t-1st among all active players for the most sacks on Monday night.
- On the first play of the game at Sea. (1/19/14 - NFC-C), Smith sacked Seahawks QB Russell Wilson, stripped the ball and recovered the fumble. The takeaway led to a 25-yd. FG by K Phil Dawson. Smith finished the game with 2.0 sacks, setting a new postseason single-game career-high.

## // 2012

- Finished the year 2nd in the NFL with 19.5 sacks (Hou. J.J. Watt - 20.5). The 19.5 sacks set a new 49ers franchise record for most sacks in a season with 19.5, surpassing Hall of Fame DE Fred Dean (17.5 in 1983).
- Named NFC Defensive Player of the Month for November, tallying 9.0 sacks in just 3 games during the month.
- Started first-career NFL game at GB (9/9), tallying 1.0 sack and 4 tackles.
- Recorded 2.0 sacks at NYJ (9/30), and knocked the ball loose from QB Mark Sanchez for his 2nd sack of the game and a FF.
- Brought down QB John Skelton twice in the 4th qtr. at Arz. (10/29), giving him 21.5 sacks for his career. With 2.0 sacks on the day, Smith reached 20.0 career sacks in just 24 games, becoming the 2nd fastest in 49ers history, behind Hall of Famer Fred Dean who reached 20.0 sacks in 23 games (1982-83).
- Set a single-game career high, tallying 5.5 sacks vs. Chi. (11/19), taking down QB Jason Campbell. The 5.5 sacks were the most in *Monday Night Football* history and the second most by a 49er in a single game in franchise history, trailing just DE Fred Dean's 6.0 sacks vs. NO (11/13/83). The 5.5 sacks were also the most in the NFL since NYG DE Osi Umenyiora registered 6.0 vs. Phi. on 9/30/07. Smith also tallied 2 FFs vs. Chi. (11/19), setting a single-game career-high.
- Recorded 1.5 sacks on QB Drew Brees at NO (11/25). Smith reached 30.5 career sacks in just 27 games, marking the fastest player to record 30.0 sacks in NFL history. DE Reggie White held the previous mark (28 games).
- Brought down QB Sam Bradford for 1.0 sack at StL (12/2). It gave Smith 31.5 career sacks, the most by a player in his 1st two years in NFL history, surpassing Hall of Fame DE Reggie White (31.0). He extended his NFL record total to 33.5 after his first two seasons.
- Registered his first career INT and returned it 6 yds. at NE (12/16), picking off QB Tom Brady. It led to a 27-yd. TD pass from QB Colin Kaepernick to WR Michael Crabtree on the ensuing play.
- Scooped up a fumble by Falcons QB Matt Ryan at Atl. (1/20/13 - NFC-C), marking his first-career postseason FR.

## 2012 NFL SACK LEADERS

Player	Sacks
1. J.J. Watt, Hou.	20.5
2. Aldon Smith, SF	19.5
3. Von Miller, Den.	18.5

## // 2011

- Led the team with 14.0 sacks, which set a new franchise rookie sack record. Smith's 14.0 sacks led all rookies in 2011 and ranked t-5th in the NFL.
- His 14.0 total sacks ranked 2nd in NFL history for the most sacks by a rookie since 1982 (Ten. DE Jevon Kearse recorded 14.5 in 1999).
- Became the first 49er to post double digit sacks since DE Andre Carter notched 12.5 in 2002.
- Made 49ers debut vs. Sea. (9/11) and totaled 1 tackle and 1 PD.
- Notched his first career sack at Phi. (10/2), taking down Phi. QB Michael Vick in the 2nd qtr. Also teamed up with DT Ray McDonald for another sack in the 3rd qtr.
- Delivered 2.0 sacks of Lions QB Matthew Stafford, one in the end zone for a safety in the 2nd qtr. at Det. (10/16). The safety by Smith was the first for the 49ers since 12/7/03 vs. Arz. Smith posted his second sack in the 4th qtr., also forcing a fumble for a 28.0-yd. loss. Finished the day recording a career-high 7 tackles and 1 PD.
- Notched 2.0 sacks vs. StL (12/4) for his third game with at least 2.0 sacks. Smith also picked up a loose ball in the 2nd qtr. for his first-career FR after DT Ray McDonald stripped the ball from Rams QB A.J. Feeley.
- Brought down QB John Skelton in the 3rd qtr. for his 10.5 sack of the season at Arz. (12/11). Smith became the first 49er to record double-digit sacks since 2002 (DE Andre Carter 12.5).
- Forced a Saints punt after sacking QB Drew Brees for an 11-yd. loss on 3rd down in the 1st qtr. vs. NO (1/14/12 - NFC-D).

## // COLLEGE

Played in 23 games (21 starts) and recorded 112 tackles, 17.0 sacks, 2 FFs, FR, INT and 7 PDs. His 17.0 career sacks rank t-6th in school history and in 2009, he set the school's single-season record with 11.5 sacks. In 2010, started all 10 games he played and was a First-Team All-Big 12 selection, as well as the recipient of Missouri's Defensive Lineman of the Year Award. Registered 48 tackles while adding 5.5 sacks, 10 TFLs and 1 FF. As a freshman in 2009, was a Freshman All-American selection by the Football Writers Association of America and named the Big 12 Defensive Freshman of the Year and Defensive Newcomer of the Year. He was also the recipient of Missouri's Defensive Lineman of the Year Award and Freshman of the Year Award. Played in 13 games (11 starts) and notched 64 tackles, 11.5 sacks, 19 TFLs, FF, FR and 5 PDs. His 11.5 sacks set the school record for most sacks in a season, surpassing Justin Smith's 11.0 sacks in 2000.

## // PERSONAL

- Attended Raytown (MO) Senior HS and was a first-team all-state selection and the recipient of the Raytown's Defensive Most Valuable Player Award. Also a finalist for the Junious "Buck" Buchanan Memorial Award for the most outstanding player from the states of Missouri and Kansas.
- As a senior and team captain in 2007, registered 60 tackles, 21 TFLs, and 12.0 sacks, while adding 7 FFs, 1 blocked punt and 1 safety. Added 34 receipts. for 570 yds. and 4 TDs as a tight end.
- Earned first-team all-conference honors in basketball as he helped lead his team to a 27-1 record.
- Born Aldon Jacarus Smith (11/30/89) in Kansas City, MO.
- Majored in sociology.

**SMITH'S CAREER STATISTICS**

YEAR	TEAM	GP	GS	TACKLES			SACKS	YDS	INTERCEPTIONS				FUMBLES			
				TOT	SOL	AST			INT	YDS	LG	TD	PD	FF	FR	YDS
2011	SF	16	0	44	34	10	14.0	104.5	0	0	–	0	4	2	1	0
2012	SF	16	16	83	63	20	19.5	144.5	1	6	6	0	1	3	0	0
2013	SF	11	8	44	31	13	8.5	48.5	0	0	–	0	0	0	0	0
<b>TOTALS</b>		<b>43</b>	<b>24</b>	<b>171</b>	<b>128</b>	<b>43</b>	<b>42.0</b>	<b>297.5</b>	<b>1</b>	<b>6</b>	<b>6</b>	<b>0</b>	<b>5</b>	<b>5</b>	<b>1</b>	<b>0</b>

**PLAYOFFS**

YEAR	TEAM	GP	GS	TACKLES			SACKS	YDS	INTERCEPTIONS				FUMBLES			
				TOT	SOL	AST			INT	YDS	LG	TD	PD	FF	FR	YDS
2011	SF	2	0	6	5	1	2.0	16.0	0	0	–	0	0	0	0	0
2012	SF	3	3	11	8	3	0.0	0.0	0	0	–	0	0	1	1	0
2013	SF	3	3	14	10	4	3.5	15.0	0	0	–	0	0	1	1	0
<b>TOTALS</b>		<b>8</b>	<b>6</b>	<b>31</b>	<b>23</b>	<b>8</b>	<b>5.5</b>	<b>31.0</b>	<b>0</b>	<b>0</b>	<b>–</b>	<b>0</b>	<b>0</b>	<b>2</b>	<b>2</b>	<b>0</b>

**Other Statistics:**

**Special Teams Tackles – 1:** 2011 (1)

**Milestones:**

**NFL Debut:** vs. Sea. (9/11/11); **First PD:** vs. Sea (9/11/11); **First Sack:** 1.0 at Phi. (10/2/11 – QB Michael Vick); **First FF:** at Det. (10/16/11 – QB Matthew Stafford); **First FR:** vs. StL (12/4/11 – QB A.J. Feeley); **First Start:** at GB (9/9/12); **100 Total Tackles:** vs. Chi. (11/19/12); **First INT:** at NE (12/16/12 – QB Tom Brady)

**SMITH'S CAREER HIGHS**

**Total Tackles:** 12 vs. StL (11/11/12); Postseason – 7 at Sea. (1/19/14)  
**Solo:** 8 vs. StL (11/11/12); Postseason – 5 at Sea. (1/19/14)  
**Assists:** 4 vs. StL (11/11/12); Postseason – 2 (2 times) Last at Sea. (1/19/14)  
**Sacks:** 5.5 vs. Chi. (11/19/12); Postseason – 2.0 at Sea. (1/19/14)  
**Interceptions:** 1 at NE (12/16/12)

**Interception Yards:** 6 at NE (12/16/12)  
**Passes Defensed:** 1 (4 times) Last vs. Arz. (11/20/11)  
**Forced Fumbles:** 2 vs. Chi. (11/19/12); Postseason – 1 (2 times) Last at Sea. (1/19/14)  
**Fumble Recoveries:** 1 vs. StL (12/4/11); Postseason – 1 (2 times) Last at Sea. (1/19/14)



SMITH'S GAME-BY-GAME

2011														
Date	Opp	W/L	P/S	Tot	Sol	Ast	Sk	Yds	Int	Yds	PD	FF	FR Yds	
Sep 11	Sea	W	1/0	1	0	1	0.0	0.0	0	0	1	0	0	0
Sep 18	Dal	L	1/0	0	0	0	0.0	0.0	0	0	1	0	0	0
Sep 25	at Cin	W	1/0	0	0	0	0.0	0.0	0	0	0	0	0	0
Oct 2	at Phi	W	1/0	5	5	0	1.5	10.5	0	0	0	0	0	0
Oct 9	TB	W	1/0	3	3	0	2.0	6.0	0	0	0	0	0	0
Oct 16	at Det	W	1/0	7	4	3	2.0	29.0	0	0	1	1	0	0
Oct 30	Cle	W	1/0	2	1	1	1.0	7.0	0	0	0	0	0	0
Nov 6	at Was	W	1/0	0	0	0	0.0	0.0	0	0	0	0	0	0
Nov 13	NYG	W	1/0	2	0	2	0.0	0.0	0	0	0	0	0	0
Nov 20	Arz	W	1/0	2	2	0	1.0	6.0	0	0	1	0	0	0
Nov 24	at Bal	L	1/0	3	3	0	0.0	0.0	0	0	0	0	0	0
Dec 4	StL	W	1/0	4	3	1	2.0	14.0	0	0	0	0	1	0
Dec 11	at Arz	L	1/0	3	3	0	1.0	5.0	0	0	0	1	0	0
Dec 19	Pit	W	1/0	5	5	0	2.5	19.0	0	0	0	0	0	0
Dec 24	at Sea	W	1/0	5	4	1	1.0	8.0	0	0	0	0	0	0
Jan 1	at StL	W	1/0	2	1	1	0.0	0.0	0	0	0	0	0	0
<b>TOTALS</b>			<b>16/0</b>	<b>44</b>	<b>34</b>	<b>10</b>	<b>14.0</b>	<b>104.5</b>	<b>0</b>	<b>0</b>	<b>4</b>	<b>2</b>	<b>1</b>	<b>0</b>

2011 Postseason

Date	Opp	W/L	P/S	Tot	Sol	Ast	Sk	Yds	Int	Yds	PD	FF	FR Yds	
Jan 16	NO	W	1/0	3	3	0	1.0	11.0	0	0	0	0	0	0
Jan 22	NYG	L	1/0	3	2	1	1.0	5.0	0	0	0	0	0	0
<b>TOTALS</b>			<b>2/0</b>	<b>6</b>	<b>5</b>	<b>1</b>	<b>2.0</b>	<b>16.0</b>	<b>0</b>	<b>0</b>	<b>0</b>	<b>0</b>	<b>0</b>	<b>0</b>

2012

Date	Opp	W/L	P/S	Tot	Sol	Ast	Sk	Yds	Int	Yds	PD	FF	FR Yds	
Sep 9	at GB	W	1/1	4	4	0	1.0	10.0	0	0	0	0	0	0
Sep 16	Det	W	1/1	9	6	3	1.5	11.5	0	0	0	0	0	0
Sep 23	at Min	L	1/1	7	4	3	0.0	0.0	0	0	0	0	0	0
Sep 30	at NYJ	W	1/1	6	5	1	2.0	6.0	0	0	0	1	0	0
Oct 7	Buf	W	1/1	3	2	1	0.0	0.0	0	0	0	0	0	0
Oct 14	NYG	L	1/1	3	1	2	0.0	0.0	0	0	0	0	0	0
Oct 18	Sea	W	1/1	0	0	0	1.0	7.0	0	0	0	0	0	0
Oct 29	at Arz	W	1/1	6	6	0	2.0	18.0	0	0	0	0	0	0
Nov 11	StL	T	1/1	12	8	4	2.0	16.0	0	0	0	0	0	0
Nov 19	Chi	W	1/1	6	6	0	5.5	45.0	0	0	0	2	0	0
Nov 25	at NO	W	1/1	5	5	0	1.5	8.0	0	0	0	0	0	0
Dec 2	at StL	L	1/1	5	2	3	1.0	6.0	0	0	0	0	0	0
Dec 9	Mia	W	1/1	6	6	0	2.0	17.0	0	0	0	0	0	0
Dec 16	at NE	W	1/1	1	1	0	0.0	0.0	1	6	1	0	0	0
Dec 23	at Sea	L	1/1	7	5	2	0.0	0.0	0	0	0	0	0	0
Dec 30	Arz	W	1/1	3	2	1	0.0	0.0	0	0	0	0	0	0
<b>TOTALS</b>			<b>16/16</b>	<b>83</b>	<b>63</b>	<b>20</b>	<b>19.5</b>	<b>144.5</b>	<b>1</b>	<b>6</b>	<b>1</b>	<b>3</b>	<b>0</b>	<b>0</b>

2012 Postseason

Date	Opp	W/L	P/S	Tot	Sol	Ast	Sk	Yds	Int	Yds	PD	FF	FR Yds	
Jan 12	GB	W	1/1	3	3	0	0.0	0.0	0	0	0	1	0	0
Jan 20	at Atl	W	1/1	4	2	2	0.0	0.0	0	0	0	0	1	0
Feb 3	Bal	L	1/1	4	3	1	0.0	0.0	0	0	0	0	0	0
<b>TOTALS</b>			<b>3/3</b>	<b>11</b>	<b>8</b>	<b>3</b>	<b>0.0</b>	<b>0.0</b>	<b>0</b>	<b>0</b>	<b>0</b>	<b>1</b>	<b>1</b>	<b>0</b>

2013														
Date	Opp	W/L	P/S	Tot	Sol	Ast	Sk	Yds	Int	Yds	PD	FF	FR Yds	
Sep 8	GB	W	1/1	5	3	2	1.5	9.5	0	0	0	0	0	0
Sep 15	at Sea	L	1/1	9	6	3	2.0	11.0	0	0	0	0	0	0
Sep 22	Ind	L	1/1	4	4	0	1.0	7.0	0	0	0	0	0	0
Sep 26	at StL	W	-	-	-	-	RESERVE/NFI	-	-	-	-	-	-	-
Oct 6	Hou	W	-	-	-	-	RESERVE/NFI	-	-	-	-	-	-	-
Oct 13	Arz	W	-	-	-	-	RESERVE/NFI	-	-	-	-	-	-	-
Oct 20	at Ten	W	-	-	-	-	RESERVE/NFI	-	-	-	-	-	-	-
Oct 27	at Jax	W	-	-	-	-	RESERVE/NFI	-	-	-	-	-	-	-
Nov 10	Car	L	1/0	0	0	0	0.0	0.0	0	0	0	0	0	0
Nov 17	at NO	L	1/0	3	1	2	0.0	0.0	0	0	0	0	0	0
Nov 25	at Was	W	1/0	6	4	2	2.0	14.0	0	0	0	0	0	0
Dec 1	StL	W	1/1	2	2	0	0.0	0.0	0	0	0	0	0	0
Dec 8	Sea	W	1/1	3	3	0	0.0	0.0	0	0	0	0	0	0
Dec 15	at TB	W	1/1	4	3	1	2.0	7.0	0	0	0	0	0	0
Dec 23	Atl	W	1/1	4	1	3	0.0	0.0	0	0	0	0	0	0
Dec 29	at Arz	W	1/1	4	4	0	0.0	0.0	0	0	0	0	0	0
<b>TOTALS</b>			<b>11/8</b>	<b>44</b>	<b>31</b>	<b>13</b>	<b>8.5</b>	<b>48.5</b>	<b>0</b>	<b>0</b>	<b>0</b>	<b>0</b>	<b>0</b>	<b>0</b>

2013 Postseason

Date	Opp	W/L	P/S	Tot	Sol	Ast	Sk	Yds	Int	Yds	PD	FF	FR Yds	
Jan 5	at GB	W	1/1	4	3	1	1.5	9.0	0	0	0	0	0	0
Jan 12	at Car	W	1/1	3	2	1	0.0	0.0	0	0	0	0	0	0
Jan 19	at Sea	L	1/1	7	5	2	2.0	6.0	0	0	0	1	1	0
<b>TOTALS</b>			<b>3/3</b>	<b>14</b>	<b>10</b>	<b>4</b>	<b>3.5</b>	<b>15.0</b>	<b>0</b>	<b>0</b>	<b>0</b>	<b>1</b>	<b>1</b>	<b>0</b>



# JUSTIN SMITH

DT

HT 6-4

WT 285

COLLEGE MISSOURI

BORN 9.3.79 // HOLTS SUMMIT, MO // JEFFERSON CITY HS, JEFFERSON CITY, MO  
14TH YEAR // ACQUIRED FA IN '08

A relentless and explosive defender, two-time All-Pro Justin Smith anchors the 49ers defensive front. Nicknamed "Cowboy" for his blue-collar, Midwestern approach to his job, Smith is widely recognized as a leader in the locker room. In 2013, Smith recorded 6.5 sacks, marking the 11th time in his career that he has tallied at least 5.0 sacks in a season, making him just the 20th player in NFL history to accomplish that feat since sacks became an official statistic in 1982. His efforts earned him his fifth straight Pro Bowl selection. In 2012, he was named Second-Team AP All-Pro at two different positions (DT & DE) after registering 130 tackles, 3.0 sacks, one fumble recovery and two passes defended. Since joining the 49ers in 2008, he has recorded 38.5 sacks and ranks first in the NFL among defensive tackles over that span. Smith's 38.5 sacks also rank 2nd in franchise history among DTs to Dana Stubblefield (46.5). Smith was rewarded with a two-year contract in June of 2013 that will keep him in red and gold through 2015.

## // TRANSACTIONS

Originally a 1st-round (4th pick overall) draft choice by Cin. in 2001...Signed by SF as an unrestricted free agent from Cin. on 3/1/08...Signed two-year contract extension on 6/19/13.

## // AWARDS & HONORS

**2001:** PFW/PFWA All-Rookie Team

**2008:** Bill Walsh Award

**2009:** NFC Pro Bowl

**2010:** NFC Pro Bowl, PERRY/YONAMINE Unity Award, Ed Block Courage Award, Hazeltine Iron Man Award

**2011:** AP First-Team (DT) & Second-Team (DE) All-Pro, NFC Pro Bowl, All-Pro Team by *Sports Illustrated's* Peter King, All-Pro Team by *Dallas Morning News's* Rick Gosselin, Defensive Player of the Year by *Sports Illustrated's* Peter King, USA Football All-Fundamentals Team, Bill Walsh Award, Hazeltine Iron Man Award, Len Eshmont Award

**2012:** AP Second-Team All-Pro at defensive tackle and defensive end, All-Pro selection by *The Sporting News*, NFC Pro Bowl selection (Starter), Len Eshmont Award

**2013:** AP Second-Team All-Pro, NFC Pro Bowl, Hazeltine Iron Man Award



## // GOLDMINE

- Smith joined RB Frank Gore and LB Patrick Willis as the only two-time recipients of the 49ers Bill Walsh Award in team history. The Bill Walsh Award is voted on by the coaches and awarded to the 49ers team MVP.
- In 2012, Smith's teammates voted him the Len Eshmont Award winner, the 49ers most prestigious annual honor. The Len Eshmont Award honors the player who best exemplifies the "inspirational and courageous play" of Len Eshmont. Smith fought through an elbow and triceps injury that required surgery in the offseason to anchor the team's defensive line during the team's run to Super Bowl XLVII.

## // CAREER HIGHLIGHTS

- Selected to five consecutive Pro Bowls (2010-14).
- Was selected AP All-Pro at two different positions in consecutive seasons - First-Team DT and Second-Team DE in 2011; Second-Team DT and DE in 2012.
- Owned a streak of 185 consecutive starts, beginning during his rookie season through 12/16/12.
- Set a single-game career-high with 3.5 sacks at StL (1/3/10).
- Played the most snaps of any NFL defensive lineman in 2007, lining up for 97.9 percent of plays on defense as the Bengals franchise player.
- Has posted at least 5.0 sacks in 11 of his 13 seasons played.
- Posted at least 6.0 sacks in four consecutive seasons (2008-11), becoming just the 3rd player in franchise history to do so.
- With 6.5 sacks during the 2013 regular season, Smith became just the 20th player in NFL history to register at least 5.0 sacks in 11 separate seasons since sacks became an official statistic in 1982.

## // 2013 (SAN FRANCISCO)

- Smith recorded 4 tackles and 0.5 a sack at StL (9/26). Part of a defense that held the Rams offense to only 18 yds. rushing on 19 carries, the 7th-best single-game defensive rushing performance in franchise history.
- Registered 6 tackles and 2.0 sacks at Ten. (10/20), marking his first multi-sack game of the season and the most in a game by Smith since 9/11/11 vs. Sea. (2.0).
- Brought down QB Mike Glennon at TB (12/15), giving him 5.5 sacks on the season and 81.0 sacks for his career. Since sacks became an official statistic in 1982, Smith became just the 20th player in NFL history to register at least 5.0 sacks in 11 separate seasons.
- In his 200th career start, Smith brought down QB Matt Ryan vs. Atl. (12/23), giving him 6.5 sacks on the season and 82.0 for his career. Since joining the 49ers in 2008, Smith has registered 38.5 sacks, ranking 6th in franchise history.

**// 2012 (SAN FRANCISCO)**

- Registered a career-high 130 total tackles on the season.
- Registered first FR of the season at NYJ (9/30) after LB Aldon Smith knocked the ball out of QB Mark Sanchez's hands. The turnover led to K David Akers 36-yd. FG just before halftime.
- Led team with 15 tackles vs. Sea. (10/18).
- Smith and the 49ers defense held Arz. (10/29) to just 7 yds. rushing, tying the fewest rushing yds. the 49ers have allowed in a single game in franchise history [7 at NO (10/1/72)], and the lowest rushing output allowed in any game during the entire 2012 NFL season.
- Registered 1.5 sacks at NO (11/20), taking down QB Drew Brees and reached 100 tackles on the season.

**// 2011 (SAN FRANCISCO)**

- With 7.5 sacks on the season, Smith became just the 3rd player in franchise history to register at least 6.0 sacks in four consecutive seasons.
- Posted his 11th career multi-sack game with 2.0 sacks vs. Sea (9/11 - QB Tarvaris Jackson), notching a sack in three of the past four years on opening day.
- Recorded a game-changing FF on the 49ers 31-yd. line (WR Jeremy Maclin) at Phi. (10/2) that S Dashon Goldson recovered, stopping a potential Phi. come-from-behind score with 2:15 remaining.
- Delivered 1.5 sacks and 9 tackles (8 solo) at Det. (10/16) in come-from-behind 49ers 25-19 victory.
- Smith batted down Giants QB Eli Manning's 4th-down pass from the 10-yd. line deep in 49ers territory with 34 seconds remaining to preserve a 27-20 victory vs. NYG (11/13).
- Helped limit the Rams to just 31 yds. rushing without allowing a rushing first down vs. StL (12/4). This marked the first time the 49ers defense did not allow a rushing first down since 11/29/10 at Arz.
- Recorded his third FF of the year at Arz. (12/11) after taking down QB Kevin Kolb for his 5.5 sack on the season.
- Picked up his first FR of the season and 8th of his career after DT Ray McDonald and LB Aldon Smith sacked QB Ben Roethlisberger vs. Pit. (12/19). The takeaway led to a 5-yd. TD run by RB Frank Gore.
- Brought down Saints QB Drew Brees for a 9-yd. loss in the 3rd qtr. vs. NO (1/14/12 - NFC-D).
- Posted a season-high 12 tackles vs. NYG (1/22/12 - NFC-C).

**// 2010 (SAN FRANCISCO)**

- Led the team with 8.5 sacks on the season. It marked the most sacks he has had in a single year since he accomplished that feat his rookie season in 2001 as a member of the Cincinnati Bengals.
- Brought down QB Kevin Kolb for 2.0 sacks vs. Phi. (10/10).
- Posted his second multi-sack game of the season as he dropped QB Kyle Orton two times vs. Den. (10/31), while adding 5 tackles, 6 QB pressures and 5 QB hits.
- Registered 3.0 sacks on the day vs. Arz. (1/2/11), giving him a team-high 8.5 sacks to finish the year.

**// 2009 (SAN FRANCISCO)**

- Ranked t-2nd on the team in sacks (6.0).
- Led defensive linemen and ranked 4th on the team with 90 tackles. Led team in QB pressures (78) and QB hits (52).
- Tallied 1.0 sack, 1 FF, 13 QB pressures and 9 hits on QB Kurt Warner at Arz. (9/13). The sack and FF came as time expired to seal the victory.
- Posted a season-high 10 tackles and 1 PD at Hou. (10/25).
- Led team with 6 QB pressures and 5 QB hits vs. Chi. (11/12), while limiting RB Matt Forte to 41 yds. rushing on 20 carries (2.1 avg.).
- Registered 1.5 sacks to go along with 1 FF and 1 FR vs. Jax. (11/29).
- Tallied a career-high 3.5 sacks and 10 tackles at StL (1/3/10).

**// 2008 (SAN FRANCISCO)**

- Started all 16 games for the 7th consecutive season and ranked 4th on team in tackles (104), 2nd in sacks (7.0) and 1st in QB pressures (57).
- Earned the Bill Walsh Award, which is given to team's MVP as voted upon by the coaches.
- Made 49ers debut vs. Arz. (9/7) and had 8 tackles and 1.0 sack.
- Recorded an INT with 1:50 to play vs. Det. (9/21) in 31-13 victory. Also posted a sack, which forced a fumble by QB Jon Kitna.

**// 2007 (CINCINNATI)**

- Led all Bengals D-linemen and ranked 2nd on team with 103 tackles to go along with 2.0 sacks and 3 PDs. His 103 stops were 34 more than any other Bengals lineman. Lined up on 97.9 percent of defensive plays, which was the most of any NFL defensive lineman.
- Led team in tackles in consecutive weeks, recording 10 vs. NYJ (10/21) followed by 11 vs. Pit. (10/28).

**// 2006 (CINCINNATI)**

- Posted a career-high 110 tackles.
- Tied career-high with 3.0 sacks in season opener at KC (9/10) to go along with 7 tackles, 1 FF and 1 FR. On Smith's third sack, he forced a 4th-qtr. fumble by QB Damon Huard for an 8-yd. loss and recovered loose ball to help seal 23-10 win.
- Matched career-high with 13 tackles vs. Atl. (10/29).

**// 2005 (CINCINNATI)**

- Logged a team-high 6.0 sacks.
- Led line with 8 tackles vs. Hou. (10/2), including a key sack of QB David Carr in which he forced a fumble to help set up a FG for 16-10 final margin.
- Led defensive line with 6 tackles in pivotal win at Pit. (12/4), including a 2-yd. sack of QB Ben Roethlisberger on 4th down at Steelers' 19-yd. line late in 4th qtr.

**// 2004 (CINCINNATI)**

- Notched a team-high 8.0 sacks. His 97 tackles led the D-line and ranked 3rd on team. Led team in defensive snaps, lining up on 94.4 percent of plays.
- Recorded 10 tackles, 2.0 sacks and 1 FF vs. Den. (10/25).
- Had key sack of QB Eli Manning vs. NYG (12/26), forcing Giants to settle for FG and 19-17 lead in game Bengals came back to win 23-22.

**// 2003 (CINCINNATI)**

- Led D-line with 91 tackles and had 5.0 sacks.
- Led team with 13 tackles in victory vs. Bal. (10/19).

**// 2002 (CINCINNATI)**

- Led team with 6.5 sacks.

**// 2001 (CINCINNATI)**

- Selected to PFW/PFWA All-Rookie Team.
- Missed season-opener due to contract negotiations, finishing the year with a rookie franchise record 8.5 sacks (breaking James Francis 8.0 in 1990).
- Recorded first career sack at SD (9/30), dropping QB Doug Flutie for 13-yd. loss.
- Posted first NFL INT at Det. (10/28) off QB Charlie Batch.
- Had 3.0 sacks on QB Mark Brunell vs. Jax. (12/9).

**// COLLEGE**

Entered 2001 NFL Draft after junior season at Missouri, where he logged 11 sacks, 97 tackles and 24 TFLs. His sacks and TFLs set school season records. Earned first-team All-America honors as a junior and was a unanimous selection to All-Big 12 first team. Earned first-team All-Big 12 honors as a sophomore. In 1998, became first true freshman since 1986 to start every game for Missouri.

**// PERSONAL**

- All-state and two-time all-district football choice at Jefferson City (MO) HS, where he was selected to *Super Prep's* All-America and Top 50 teams as a senior.
- Born Justin Smith (9/30/79) in Holts Summit, MO.

**// INJURY REPORT**

**2012:** Inactive for 2 games with elbow and triceps injuries at Sea. (12/23) and vs. Arz. (12/30).

SMITH'S CAREER STATISTICS

YEAR	TEAM	GP	GS	TACKLES					INTERCEPTIONS					FUMBLES			
				TOT	SOL	AST	SACKS	YDS	INT	YDS	LG	TD	PD	FF	FR	YDS	
2001	CIN	15	11	67	60	7	8.5	76.0	2	28	21	0	5	0	0	0	0
2002	CIN	16	16	67	53	14	6.5	56.0	0	0	–	0	3	2	0	0	
2003	CIN	16	16	91	55	36	5.0	16.5	0	0	–	0	3	0	0	0	
2004	CIN	16	16	97	57	40	8.0	70.5	0	0	–	0	2	2	2	0	
2005	CIN	16	16	92	59	33	6.0	24.0	0	0	–	0	2	1	1	0	
2006	CIN	16	16	110	59	51	7.5	50.5	0	0	–	0	3	1	2	0	
2007	CIN	16	16	103	61	42	2.0	6.0	0	0	–	0	3	0	0	0	
2008	SF	16	16	104	62	42	7.0	51.0	1	0	0	0	3	1	0	0	
2009	SF	16	16	90	48	42	6.0	65.0	0	0	–	0	1	2	2	0	
2010	SF	16	16	107	76	31	8.5	51.5	0	0	–	0	1	1	0	0	
2011	SF	16	16	105	68	37	7.5	44.0	0	0	–	0	2	3	1	0	
2012	SF	14	14	130	81	49	3.0	23.0	0	0	–	0	2	0	1	0	
2013	SF	16	16	115	69	46	6.5	45.5	0	0	–	0	0	1	0	0	
<b>TOTALS</b>		<b>205</b>	<b>201</b>	<b>1,278</b>	<b>808</b>	<b>470</b>	<b>82.0</b>	<b>579.5</b>	<b>3</b>	<b>28</b>	<b>21</b>	<b>0</b>	<b>30</b>	<b>14</b>	<b>9</b>	<b>0</b>	

PLAYOFFS

YEAR	TEAM	GP	GS	TACKLES					INTERCEPTIONS					FUMBLES		
				TOT	SOL	AST	SACKS	YDS	INT	YDS	LG	TD	PD	FF	FR	YDS
2005	CIN	1	1	3	2	1	0.0	0.0	0	0	–	0	0	0	0	0
2011	SF	2	2	16	10	6	2.0	19.0	0	0	–	0	0	0	0	0
2012	SF	3	3	23	12	11	0.0	0.0	0	0	–	0	0	0	0	0
2013	SF	3	3	27	14	13	0.0	0.0	0	0	–	0	0	0	0	0
<b>TOTALS</b>		<b>9</b>	<b>9</b>	<b>69</b>	<b>38</b>	<b>31</b>	<b>2.0</b>	<b>19.0</b>	<b>0</b>	<b>0</b>	<b>–</b>	<b>0</b>	<b>0</b>	<b>0</b>	<b>0</b>	<b>0</b>

Milestones:

**NFL Debut:** vs. Bal. (9/23/01); **First Start:** vs. Chi. (10/21/01); **First Sack:** at SD (9/30/01 – QB Doug Flutie); **50th Sack:** vs. Was. (12/28/08 – QB Jason Campbell); **First INT:** at Det. (10/28/01 – QB Charlie Batch); **First FF:** vs. NO (12/22/02 – QB Aaron Brooks); **First FR:** vs. Pit. (11/21/04 – QB Ben Roethlisberger); **1,000th Tackle:** vs. StL (12/4/11)

SMITH'S CAREER HIGHS

**Total Tackles:** 15 vs. Sea. (10/18/12); Postseason – 12 (2 times) Last at Sea. (1/19/14) **Sacks:** 3.5 at StL (1/3/10); Postseason – 1.0 (2 times) Last vs. NYG (1/22/12)

**Solo:** 10 at StL (12/2/12); Postseason – 8 vs. NYG (1/22/12) **INTs:** 1 (3 times) Last vs. Det. (9/21/08)

**Assists:** 7 (2 times) Last vs. Pit. (12/31/06); Postseason – 5 at Sea. (1/19/14) **Forced Fumbles:** 1 (14 times) Last at Was. (11/25/13)

**Fumble Recoveries:** 1 (9 times) Last at NYJ (9/30/12)

SMITH'S GAME-BY-GAME

2001 (Cincinnati)														2002 (Cincinnati)																			
Date	Opp	W/L	P/S	Tot	Sol	Ast	Sk	Yds	Int	Yds	PD	FF	FR	Yds	Date	Opp	W/L	P/S	Tot	Sol	Ast	Sk	Yds	Int	Yds	PD	FF	FR	Yds				
Sep 9	NE	W	–	– ROSTER EXEMPTION										–	–	–	–	–	Sep 8	SD	L	1/1	7	7	0	0.0	0.0	0	0	0	0	0	0
Sep 23	Bal	W	1/0	2	2	0	0.0	0.0	0	0	0	0	0	0	Sep 15	at Cle	L	1/1	4	2	2	0.0	0.0	0	0	1	0	0	0				
Sep 30	at SD	L	1/0	4	4	0	1.0	13.0	0	0	0	0	0	Sep 22	at Atl	L	1/1	7	3	4	1.0	11.0	0	0	0	0	0	0	0	0			
Oct 7	at Pit	L	1/0	8	7	1	0.0	0.0	0	0	0	0	0	Sep 29	TB	L	1/1	6	4	2	0.0	0.0	0	0	1	0	0	0	0	0			
Oct 14	Cle	W	1/0	2	2	0	1.0	12.0	0	0	0	0	0	Oct 6	at Ind	L	1/1	3	2	1	0.0	0.0	0	0	1	0	0	0	0	0			
Oct 21	Chi	L	1/1	2	2	0	0.0	0.0	0	0	0	0	0	Oct 13	Pit	L	1/1	2	2	0	0.0	0.0	0	0	0	0	0	0	0	0			
Oct 28	at Det	W	1/1	2	1	1	0.0	0.0	1	21	3	0	0	Oct 27	Ten	L	1/1	2	2	0	0.0	0.0	0	0	0	0	0	0	0	0			
Nov 11	at Jax	L	1/1	2	2	0	0.0	0.0	0	0	0	0	0	Nov 3	at Hou	W	1/1	4	4	0	1.0	5.0	0	0	0	0	0	0	0	0			
Nov 18	Ten	L	1/1	8	7	1	0.5	4.0	0	0	0	0	0	Nov 10	at Bal	L	1/1	3	3	0	1.0	16.0	0	0	0	0	0	0	0	0			
Nov 25	at Cle	L	1/1	5	5	0	0.0	0.0	0	0	1	0	0	Nov 17	Cle	L	1/1	0	0	0	0.0	0.0	0	0	0	0	0	0	0	0			
Dec 2	TB	L	1/1	7	7	0	2.0	12.0	0	0	0	0	0	Nov 24	at Pit	L	1/1	7	7	0	0.0	0.0	0	0	0	0	0	0	0	0			
Dec 9	Jax	L	1/1	9	9	0	3.0	23.0	0	0	0	0	0	Dec 1	Bal	L	1/1	4	3	1	1.0	8.0	0	0	0	0	0	0	0	0			
Dec 16	at NYJ	L	1/1	5	4	1	0.0	0.0	0	0	0	0	0	Dec 8	at Car	L	1/1	5	4	1	0.0	0.0	0	0	0	0	0	0	0	0			
Dec 23	at Bal	L	1/1	3	2	1	0.0	0.0	0	0	0	0	0	Dec 15	Jax	L	1/1	4	3	1	1.0	5.0	0	0	0	0	0	0	0	0			
Dec 30	Pit	W	1/1	3	1	2	0.0	0.0	1	7	1	0	0	Dec 22	NO	W	1/1	3	3	0	1.0	8.0	0	0	0	1	0	0	0	0			
Jan 6	at Ten	W	1/1	5	5	0	1.0	12.0	0	0	0	0	0	Dec 29	at Buf	L	1/1	6	4	2	0.5	3.0	0	0	0	1	0	0	0	0			
<b>TOTALS</b>				<b>15/11</b>	<b>67</b>	<b>60</b>	<b>7</b>	<b>8.5</b>	<b>76.0</b>	<b>2</b>	<b>28</b>	<b>5</b>	<b>0</b>	<b>0</b>	<b>0</b>	<b>TOTALS</b>				<b>16/16</b>	<b>67</b>	<b>53</b>	<b>14</b>	<b>6.5</b>	<b>56.0</b>	<b>0</b>	<b>0</b>	<b>3</b>	<b>2</b>	<b>0</b>	<b>0</b>		







# ADAM SNYDER

G

HT 6-6

WT 325

COLLEGE OREGON

BORN 1.30.82 // FULLERTON, CA // LA SERNA HS, WHITTIER, CA  
10TH YEAR // ACQUIRED FA IN '13

Adam Snyder returned to the 49ers in 2013 after spending the 2012 season with the Arizona Cardinals. Originally a third-round draft pick by the 49ers in the 2005 NFL Draft, the 10-year veteran has the ability to play every position on the offensive line and has made starts at each. In 2013, Snyder played in all 16 games (four starts), filling in for Pro Bowl G Mike Lupati while he recovered from an injury. In 2012, Snyder started 14 total games during the regular season, making 11 starts at right guard and his first three career starts at center. His versatility, experience and knowledge of the game provides the 49ers with a valuable resource on the offensive line.

## // TRANSACTIONS

Originally the second of two 3rd-round (94th overall) draft choices by SF in the 2005 NFL Draft...Signed a five-year unrestricted free agent contract with Arz. on 3/14/12...Waived by Arz. on 4/29/13... Signed two-year deal with SF on 5/6/13.

## // AWARDS & HONORS

**2011:** Madden Most Valuable Protectors Award (Week 5)

## // GOLDMINE

- During his first stint with the 49ers, Snyder partnered with the Canine Companions for Independence, a non-profit organization which provides assistance and service dogs. Adam and his family hosted a fund raising party at his home, where he invited the people who used the service dogs. The Snyder family also owns two retired service dogs as pets.
- Ever since his freshman year in high school, Adam has made annual camping trips into the middle of the desert with his family and friends. "We've been setting up camp at the same place near Chiriaco Summit for years. It's basically in the middle of nowhere and we just ride 4x4's and enjoy one another's company."
- Growing up in Whittier, CA, Adam lived a short distance from the coast. He and his friends would often make the short drive to the beach, where they'd spend some time soaking in the rays and surfing. Due to the cold water in Oregon, Adam didn't surf in college, but he picked the sport back up when he was drafted by the 49ers in 2005. "On one of my first trips to Santa Cruz, I met a local shaper named Doug Haut. He shaped me a board and it kind of took off from there. I surfed quite a bit my first couple years in the league and try to get out there when I can these days." Adam now has a collection of five surfboards - three 10-footers, a nine-footer and a seven-foot fish - that he rides at the local breaks. His wife, Erika, learned how to surf in Hawaii and the couple enjoys the sport together.

## // GOLDMINE (CONTINUED)

- Since his early childhood, Adam has had aspirations to one day become a police officer. "It's been a line of work that has interested me for a long time. I imagine the camaraderie you build between your fellow officers is similar to the solidarity that's created among teammates on a football team. Everyone has each other's back." If Adam has any questions about joining the force, he doesn't need to turn far. His good friend and former 49ers teammate, Patrick Estes, joined the Santa Clara Police Department. Adam went on ride-alongs to get an up-close understanding of what being a police officer entails.
- Adam gained good work experience growing up in Whittier. He briefly served as a doughnut filler at Krispy Kreme Doughnuts before working a seasonal job at Honey Baked Hams, where he unloaded 50-60 pound boxes of meat into the freezer. Adam's most enjoyable job was at Rockview Dairy. "It wasn't your ordinary dairy, like milk and eggs. It was actually like a grocery store, it had everything. The coolest part was that it was a drive-thru. You'd just drive up, place your order and I'd go pick out the items from the back. I think it's weird that I haven't seen a similar type of place anywhere else."

## // 2013 (SAN FRANCISCO)

- Was part of an offensive line that helped amass the 2nd most total net yds. on opening day in 49ers franchise history with 494 yds. (404 passing yds. and 90 rushing yds.) vs. GB (9/8).
- Helped pave the way for 219 yds. rushing at StL (9/26). It marked the first time the 49ers had three different RBs score a rushing TD in the same game since 12/2/01 vs. Buf. (Garrison Hearst, Fred Beasley and Paul Smith).
- The offensive line did not allow a sack on 17 total atts. by QB Colin Kaepernick and QB Colt McCoy at Jax. (10/27). The last time the 49ers did not allow a sack was 11/25/12 at NO. The 49ers also rushed for 221 yds. and 4 TDs on 38 carries at Jax., the most rushing yds. in a game by the team during the 2013 season. The 4 rushing TDs tied for the most by any team in a game in the NFL in 2013.

## // 2012 (ARIZONA)

- Started 14 games, making 11 starts at RG before starting the final three games at C.
- Helped lead the way as Arz. ran for a season-high 182 yds. on 30 carries vs. Buf. (10/14).
- Returned from a quad injury that kept him sidelined for two games [vs. SF (10/29) and at GB (11/4)] to start at RG at Atl. (11/18) and helped RB LaRod Stephens-Howling run for a career-high 127 yds. and a TD on 22 carries.
- Made his first career start at C vs. Det. (12/16), moving there after two starters were lost to injuries. Helped block for RB Beanie Wells who tied his career high with 3 rushing TDs.



**// 2011 (SAN FRANCISCO)**

- Part of an offensive line that helped pave the way for RB Frank Gore to gain 100+ rush yds. on the ground in 5 consecutive games, setting a new franchise record.
- Made first start of season at RG at Phi. (10/2). Helped 49ers accumulate 442 yds. of offense in come-from-behind victory at Phi. (10/2), which included 164 yds. on the ground.
- Started at RG and helped the offense rush for 213 yds. while not allowing a sack vs. TB (10/9). Snyder and the offensive line were awarded the Madden Most Valuable Protectors Award for Week 5. They helped the 49ers offense rush for 213 yds. on the ground while not allowing a sack vs. TB (10/9).
- Left the game (stinger) in the 4th qtr. at Det. (10/16) and was replaced by G Chilo Rachal. Helped support the 49ers offense rush for 203 yds., marking the first time the team had rushed for over 200 yds. in back-to-back games (10/9 vs. TB, 213 yds.) since 12/6/98 at Car. (236 yds.) and 12/14/98 vs. Det. (328 yds.).
- Helped the 49ers offense hold the ball for 44:16 while not allowing a sack vs. Arz. (11/20), marking the highest time of possession for the team since 11/3/02 at Oak. (44:33 - 49ers 23, Raiders 20).
- Snyder and the offensive line prevented QB Alex Smith from getting sacked in 20-3 win on MNF vs. Pit. (12/19).

**// 2010 (SAN FRANCISCO)**

- Stepped in for Chilo Rachal at RG after he suffered a stinger at Sea. (9/12).
- Started at RG in place of Rachal (stinger) vs. NO (9/20). It marked his first start at RG since 10/25/09 at Hou. Was part of an offensive line that did not allow a sack on 32 pass atts. by QB Alex Smith vs. NO (9/20).
- Saw action at RG in place of Rachal who left the game with a stinger at Car. (10/24). Also filled in at LT briefly when T Joe Staley left the game with a stinger.
- Saw reserve action on the offensive line as the offense rushed for a season-high 261 yds. and 2 TDs at Arz. (11/29).

**// 2009 (SAN FRANCISCO)**

- Started every game, lining up at RT in 15 contests and at RG for one game.
- Helped the team rush for a season-high 246 yds. vs. Sea. (9/20).
- Part of an O-line that did not allow a sack of QB Alex Smith on his 41 atts. vs. Jax. (11/29). It marked the first time the 49ers did not give up a sack since 11/10/08, at Ari. (QB Shaun Hill - 40 attempts).

**// 2008 (SAN FRANCISCO)**

- Saw action in 14 games, starting first 7 contests at LG before making 6 starts at RT.
- Replaced in starting lineup vs. Sea. (10/26) by David Baas, but entered game at RT in 2nd qtr. when Barry Sims left with an ankle injury.
- Started at RT at Arz. (11/10) in place of Sims and was part of an offensive line that did not allow a sack.

**// 2007 (SAN FRANCISCO)**

- Played in all 16 games (11 starts), becoming a starter at LT after Jonas Jennings was placed on IR with an ankle injury.
- Made first start of season vs. Bal. (10/7) in place of Jennings.
- Stepped in at LT in 2nd half at NYG (10/21) in place of Jennings, who left game with a season-ending ankle injury, and went on to start next 10 contests.

**// 2006 (SAN FRANCISCO)**

- Saw action in 14 games (6 starts), making 3 starts at LT for T Jonas Jennings and 3 starts at LG for G Larry Allen.

**// 2005 (SAN FRANCISCO)**

- Saw action in all 16 games during rookie campaign, starting 7 contests at LT and one game at RG.
- Made first NFL start at Chi. (11/13) at RG, taking over for G Eric Heitmann, who moved to center to fill in for C Jeremy Newberry (knee/shoulder). Started at LG for the remainder of season.

**// COLLEGE**

Three-year starter who played in 49 games (35 starts) at three different positions (RG, RT and LT). Became Ducks first two-time first-team all-league O-lineman in four decades. Departed as one of Oregon's most decorated linemen of all time, becoming Ducks' third Morris Trophy recipient (as the Pacific-10 top lineman) ever. Allowed only 2 sacks his entire senior season at LT as he was voted All-Pac-10. Enjoyed most consistent year on O-line as a junior, highlighted by earning Oregon's first First-Team All-Pac-10 O-line honors in 20 years, anchoring a line that boasted the League's 4th-best rushing offense.

**// PERSONAL**

- Attended La Serna (Whittier, CA) HS, where he was a two-year starter and 1999 team captain. A Second-Team All-CIF honoree, helped team rush for over 2,400 yds. as a senior.
- Enjoys playing golf with his fellow O-linemen.
- Married to Erika. The couple has two sons, Kael and Zane.
- Born Adam Richard Snyder (1/30/82) in Fullerton, CA.
- Graduated with a degree in journalism/public relations.

**// INJURY REPORT**

- 2006:** Missed 2 games [vs. GB (12/10) and at Sea. (12/14)] with an injury to his knee and ankle.
- 2008:** Inactive for the final 2 regular season games [at StL (12/21) and vs. Was. (12/28)] with an ankle injury suffered at Mia. (12/14).
- 2012:** Inactive for 2 regular season games [vs. SF (10/29) and at GB (11/4)] with a quad injury suffered in the 2nd qtr. at Min. (10/21).

**SNYDER'S CAREER STATISTICS**

**GAMES/STARTS – 137/87;** 2005 (16/8), 2006 (14/6), 2007 (16/11), 2008 (14/13), 2009 (16/16), 2010 (15/2), 2011 (16/13), 2012 (14/14); 2013 (16/4)  
**POSTSEASON GAMES/STARTS – 5/2;** 2011 (2/2); 2013 (3/0)

**Milestones:**

**NFL Debut:** vs. StL (9/11/05); **First Start:** at Chi. (11/13/05); **50th Career Start:** at Sea. (12/6/09)



# C.J. SPILLMAN

S

HT 6-0

WT 199

COLLEGE MARSHALL

BORN 5.6.86 // LOUISVILLE, KY // CENTRAL HS, LOUISVILLE, KY  
6TH YEAR // ACQUIRED WAI. IN '10 - SD

A special teams ace and reserve safety, C.J. Spillman is armed with a knack for tracking down the ball carrier. Since being claimed off waivers by the 49ers in October 2010, he has made his presence felt on special teams, having recorded 69 tackles on those units. In 2013, Spillman was a catalyst on special teams as he led the 49ers with 19 special teams tackles.

## // TRANSACTIONS

Originally signed by SD as an undrafted rookie FA on 4/27/09...  
Waived by SD on 10/11/10...Claimed off waivers by SF on 10/12/10...  
Re-signed three-year contract through 2014 on 3/6/12.

## // AWARDS & HONORS

**2011:** All-NFC West Specialist by ESPN.com's Mike Sando  
**2012:** 49ers Blue Collar Player of the Year - Special Teams

## // GOLDMINE

- Credits his father, Claude, Sr., as having instilled the values and work ethic he now has. His father played football collegiately at Western Kentucky and later spent time with the Dallas Cowboys.
- Spillman prides himself as being a family man. His favorite thing to do when he is not playing football is hanging out with his two children, Trey and Amaya.
- C.J.'s workmanlike attitude has stood out to his teammates and coaches. The team named Spillman the 49ers Blue Collar Special Teams Player of the Year in 2012.

## // 2013 (SAN FRANCISCO)

- Led the team with 19 special teams tackles on the season. Also led the team with 830 special teams points.
- Tied his single-game career high with 4 tackles at Ten. (10/20).

## // 2012 (SAN FRANCISCO)

- Played in all 16 games for the third consecutive season, registering 10 special teams tackles in the regular season and 2 in the postseason.
- Notched his first career FR on a muffed punt by RB Marcus Thigpen vs. Mia. (12/9). Spillman recovered the loose ball on the Mia 9-yd. line, and RB Frank Gore recorded a 1-yd. TD run 2 plays later.
- Recovered a muffed punt by WR Jeremy Ross on the Packers 9-yd. line vs. GB (1/12/13). The takeaway led to a 12-yd. TD pass from QB Colin Kaepernick to WR Michael Crabtree.

## // 2011 (SAN FRANCISCO)

- Led team with 19 special teams tackles on the season.
- Tackled Ravens RB Ray Rice on 2nd-and-goal from the 1-yard line at Bal. (11/24) for a 4-yard loss.
- Spillman and the 49ers punt team held league-leader Cardinals CB Patrick Peterson to 44 yds. on 5 PRs at Arz. (12/11), shaving 8.7 yds. off his avg. PR. He also tipped P Andy Lee's 42-yd. punt at Arizona's 1-yd. line, back to LB Blake Costanzo to down the ball.
- Led team with 3 special teams stops at Sea. (12/24) and at StL (1/1/12).

## // 2010 (SAN DIEGO/SAN FRANCISCO)

- Claimed off waivers by SF on 10/12.
- Finished the season ranked 2nd on team with 21 special teams tackles.
- Made his 49ers debut vs. Oak. (10/17) and registered 2 special teams tackles.

## // 2009 (SAN DIEGO)

- Made his first-career start as a member of the Chargers at Dal. (12/13) and had a 3rd-down PD in the 2nd qtr. that forced a 42-yd. FGA that went WL to preserve a lead.
- Received a game ball for season-high three special teams tackles vs. Was. (1/3/10).

## // COLLEGE

Played in 46 games (33 starts) for the Thundering Herd, recording 319 tackles, 6.5 TFLs, 3 INTs, 6 FFs and 17 PDs. As a senior, started all 11 games in which he appeared, notching 71 tackles, 1.5 TFLs, FF and 4 PDs, earning Second-Team All-Conference USA honors. In 2007, earned second-team All-Conference USA honors while starting all 12 games and registering 131 tackles, 2.5 TFLs, 3 FFs and 6 PDs. As a sophomore, played in 12 games (9 starts) and tallied 79 tackles, 1.5 TFLs, 2 INTs (returning one for a TD), FF and 4 PDs. In 2005, played in 11 games (1 start) and recorded 38 tackles, TFL, INT, FF and 3 PDs.

## // PERSONAL

- Attended Central (Louisville, KY) HS, earning all-state and all-conference honors as a junior and senior.
- Starred at RB before switching to safety as a senior, leading the team in INTs.
- Also lettered 3 times in track.
- Has a daughter, Amaya, and two sons, Trey and Clayton.
- Born Claude Norman Spillman, Jr. (5/6/86) in Louisville, KY.
- Majored in management.

**SPILLMAN'S CAREER STATISTICS**

YEAR	TEAM	GP	GS	TACKLES					INTERCEPTIONS					FUMBLES			
				TOT	SOL	AST	SACKS	YDS	INT	YDS	LG	TD	PD	FF	FR	YDS	
2009	SD	5	1	8	6	2	0.0	0.0	0	0	-	0	0	0	0	0	0
2010	SD/SF	16	0	1	0	1	0.0	0.0	0	0	-	0	0	0	0	0	0
2011	SF	16	0	4	3	1	0.0	0.0	0	0	-	0	0	0	0	0	0
2012	SF	16	0	3	3	0	0.0	0.0	0	0	-	0	0	0	0	0	0
2013	SF	16	0	10	7	3	0.0	0.0	0	0	-	0	0	0	0	0	0
<b>TOTALS</b>		<b>69</b>	<b>1</b>	<b>26</b>	<b>19</b>	<b>7</b>	<b>0.0</b>	<b>0.0</b>	<b>0</b>	<b>0</b>	<b>-</b>	<b>0</b>	<b>0</b>	<b>0</b>	<b>0</b>	<b>0</b>	<b>0</b>

**PLAYOFFS**

YEAR	TEAM	GP	GS	TACKLES					INTERCEPTIONS					FUMBLES			
				TOT	SOL	AST	SACKS	YDS	INT	YDS	LG	TD	PD	FF	FR	YDS	
2011	SF	2	0	2	2	0	0.0	0.0	0	0	-	0	0	0	0	0	0
2012	SF	3	0	0	0	0	0.0	0.0	0	0	-	0	0	0	0	0	0
2013	SF	3	0	1	0	1	0.0	0.0	0	0	-	0	0	0	0	0	0
<b>TOTALS</b>		<b>8</b>	<b>0</b>	<b>3</b>	<b>2</b>	<b>1</b>	<b>0.0</b>	<b>0.0</b>	<b>0</b>	<b>0</b>	<b>-</b>	<b>0</b>	<b>0</b>	<b>0</b>	<b>0</b>	<b>0</b>	<b>0</b>

**Additional Statistics:**

**Special Teams Tackles:** Regular Season – 78: 2009 (5), 2010: (27; SD – 6; SF – 21), 2011 (19), 2012 (10); 2013 (19); Postseason – 6: 2011 (2), 2012 (2); 2013 (2)

**Special Teams Fumble Recoveries:** Regular Season – 1: 2012 (1); Postseason – 1: 2012 (1)

**Milestones:**

**NFL Debut:** at NYG (11/8/09); **First Career Start:** at Dal. (12/13/09); **First Special Teams FR:** vs. Mia. (12/9/12 – RB Marcus Thigpen); **50th Game:** vs. Mia. (12/9/12)

**SPILLMAN'S CAREER HIGHS**

**Total Tackles:** 4 (2 times) Last at Ten. (10/20/13)  
**Solo:** 3 (2 times) Last at Ten. (10/20/13)

**Assists:** 1 (7 times) Last vs. Atl. (12/23/13)

**SPILLMAN'S GAME-BY-GAME**

**2009 (San Diego)**

Date	Opp	W/L	P/S	Tot	Sol	Ast	Sk	Yds	Int	Yds	PD	FF	FR	Yds
Sep 14	at Oak	W	-	-	-	-	INACTIVE	-	-	-	-	-	-	-
Sep 20	Bal	L	-	-	-	-	INACTIVE	-	-	-	-	-	-	-
Sep 27	Mia	W	-	-	-	-	INACTIVE	-	-	-	-	-	-	-
Oct 4	at Pit	L	-	-	-	-	INACTIVE	-	-	-	-	-	-	-
Oct 19	Den	L	-	-	-	-	INACTIVE	-	-	-	-	-	-	-
Oct 25	KC	W	-	-	-	-	INACTIVE	-	-	-	-	-	-	-
Nov 1	Oak	W	-	-	-	-	INACTIVE	-	-	-	-	-	-	-
Nov 8	at NYG	W	1/0	0	0	0	0.0	0.0	0	0	0	0	0	0
Nov 15	Phi	W	1/0	0	0	0	0.0	0.0	0	0	0	0	0	0
Nov 22	at Den	W	-	-	-	-	INACTIVE	-	-	-	-	-	-	-
Nov 29	KC	W	-	-	-	-	INACTIVE	-	-	-	-	-	-	-
Dec 6	at Cle	W	1/0	4	3	1	0.0	0.0	0	0	0	0	0	0
Dec 13	at Dal	W	1/1	1	1	0	0.0	0.0	0	0	0	0	0	0
Dec 16	Cin	W	-	-	-	-	INACTIVE	-	-	-	-	-	-	-
Dec 26	at Ten	W	-	-	-	-	INACTIVE	-	-	-	-	-	-	-
Jan 3	Was.	W	1/0	3	2	1	0.0	0.0	0	0	0	0	0	0
<b>TOTALS</b>			<b>5/1</b>	<b>8</b>	<b>6</b>	<b>2</b>	<b>0.0</b>	<b>0.0</b>	<b>0</b>	<b>0</b>	<b>0</b>	<b>0</b>	<b>0</b>	<b>0</b>

**2010 (San Diego/San Francisco)**

Date	Opp	W/L	P/S	Tot	Sol	Ast	Sk	Yds	Int	Yds	PD	FF	FR	Yds
<b>WITH SD THROUGH FIRST 5 GAMES OF 2010</b>														
Sep 13	at KC	L	1/0	0	0	0	0.0	0.0	0	0	0	0	0	0
Sep 20	Jax	W	1/0	0	0	0	0.0	0.0	0	0	0	0	0	0
Sep 26	at Sea	L	1/0	0	0	0	0.0	0.0	0	0	0	0	0	0
Oct 3	Arz	W	1/0	0	0	0	0.0	0.0	0	0	0	0	0	0
Oct 10	at Oak	L	1/0	0	0	0	0.0	0.0	0	0	0	0	0	0
<b>SIGNED WITH THE 49ERS ON 10/12</b>														
Oct 17	Oak	W	1/0	0	0	0	0.0	0.0	0	0	0	0	0	0
Oct 24	at Car	L	1/0	0	0	0	0.0	0.0	0	0	0	0	0	0
Oct 31	Den	W	1/0	0	0	0	0.0	0.0	0	0	0	0	0	0
Nov 14	StL	W	1/0	0	0	0	0.0	0.0	0	0	0	0	0	0
Nov 21	TB	L	1/0	0	0	0	0.0	0.0	0	0	0	0	0	0
Nov 29	at Arz	W	1/0	0	0	0	0.0	0.0	0	0	0	0	0	0
Dec 5	at GB	L	1/0	0	0	0	0.0	0.0	0	0	0	0	0	0
Dec 12	Sea	W	1/0	1	0	1	0.0	0.0	0	0	0	0	0	0
Dec 16	at SD	L	1/0	0	0	0	0.0	0.0	0	0	0	0	0	0
Dec 26	at StL	L	1/0	0	0	0	0.0	0.0	0	0	0	0	0	0
Jan 2	Arz	W	1/0	0	0	0	0.0	0.0	0	0	0	0	0	0
<b>TOTALS</b>			<b>16/0</b>	<b>1</b>	<b>0</b>	<b>1</b>	<b>0.0</b>	<b>0.0</b>	<b>0</b>	<b>0</b>	<b>0</b>	<b>0</b>	<b>0</b>	<b>0</b>

**SPILLMAN'S GAME-BY-GAME**

**2011 (San Francisco)**

Date	Opp	W/L	P/S	Tot	Sol	Ast	Sk	Yds	Int	Yds	PD	FF	FR	Yds
Sep 11	Sea	W	1/0	0	0	0	0.0	0.0	0	0	0	0	0	0
Sep 18	Dal	L	1/0	0	0	0	0.0	0.0	0	0	0	0	0	0
Sep 25	at Cin	W	1/0	1	0	1	0.0	0.0	0	0	0	0	0	0
Oct 2	at Phi	W	1/0	0	0	0	0.0	0.0	0	0	0	0	0	0
Oct 9	TB	W	1/0	1	1	0	0.0	0.0	0	0	0	0	0	0
Oct 16	at Det	W	1/0	0	0	0	0.0	0.0	0	0	0	0	0	0
Oct 30	Cle	W	1/0	0	0	0	0.0	0.0	0	0	0	0	0	0
Nov 6	at Was	W	1/0	0	0	0	0.0	0.0	0	0	0	0	0	0
Nov 13	NYG	W	1/0	0	0	0	0.0	0.0	0	0	0	0	0	0
Nov 20	Arz	W	1/0	0	0	0	0.0	0.0	0	0	0	0	0	0
Nov 24	at Bal	L	1/0	1	1	0	0.0	0.0	0	0	0	0	0	0
Dec 4	StL	W	1/0	0	0	0	0.0	0.0	0	0	0	0	0	0
Dec 11	at Arz	L	1/0	0	0	0	0.0	0.0	0	0	0	0	0	0
Dec 19	Pit	W	1/0	1	1	0	0.0	0.0	0	0	0	0	0	0
Dec 24	at Sea	W	1/0	0	0	0	0.0	0.0	0	0	0	0	0	0
Jan 1	at StL	W	1/0	0	0	0	0.0	0.0	0	0	0	0	0	0
<b>TOTALS</b>			<b>16/0</b>	<b>4</b>	<b>3</b>	<b>1</b>	<b>0.0</b>	<b>0.0</b>	<b>0</b>	<b>0</b>	<b>0</b>	<b>0</b>	<b>0</b>	<b>0</b>

**2013 (San Francisco)**

Date	Opp	W/L	P/S	Tot	Sol	Ast	Sk	Yds	Int	Yds	PD	FF	FR	Yds
Sep 8	GB	W	1/0	0	0	0	0.0	0.0	0	0	0	0	0	0
Sep 15	at Sea	L	1/0	1	0	1	0.0	0.0	0	0	0	0	0	0
Sep 22	Ind	L	1/0	0	0	0	0.0	0.0	0	0	0	0	0	0
Sep 26	at StL	W	1/0	0	0	0	0.0	0.0	0	0	0	0	0	0
Oct 6	Hou	W	1/0	0	0	0	0.0	0.0	0	0	0	0	0	0
Oct 13	Arz	W	1/0	0	0	0	0.0	0.0	0	0	0	0	0	0
Oct 20	at Ten	W	1/0	4	3	1	0.0	0.0	0	0	0	0	0	0
Oct 27	at Jax	W	1/0	0	0	0	0.0	0.0	0	0	0	0	0	0
Nov 10	Car	L	1/0	0	0	0	0.0	0.0	0	0	0	0	0	0
Nov 17	at NO	L	1/0	0	0	0	0.0	0.0	0	0	0	0	0	0
Nov 25	at Was	W	1/0	1	1	0	0.0	0.0	0	0	0	0	0	0
Dec 1	StL	W	1/0	2	2	0	0.0	0.0	0	0	0	0	0	0
Dec 8	Sea	W	1/0	0	0	0	0.0	0.0	0	0	0	0	0	0
Dec 15	at TB	W	1/0	0	0	0	0.0	0.0	0	0	0	0	0	0
Dec 23	Atl	W	1/0	2	1	1	0.0	0.0	0	0	0	0	0	0
Dec 29	at Arz	W	1/0	0	0	0	0.0	0.0	0	0	0	0	0	0
<b>TOTALS</b>			<b>16/0</b>	<b>10</b>	<b>7</b>	<b>3</b>	<b>0.0</b>	<b>0.0</b>	<b>0</b>	<b>0</b>	<b>0</b>	<b>0</b>	<b>0</b>	<b>0</b>

**2011 Postseason (San Francisco)**

Date	Opp	W/L	P/S	Tot	Sol	Ast	Sk	Yds	Int	Yds	PD	FF	FR	Yds
Jan 14	NO	W	1/0	2	2	0	0.0	0.0	0	0	0	0	0	0
Jan 22	NYG	L	1/0	0	0	0	0.0	0.0	0	0	0	0	0	0
<b>TOTALS</b>			<b>2/0</b>	<b>2</b>	<b>2</b>	<b>0</b>	<b>0.0</b>	<b>0.0</b>	<b>0</b>	<b>0</b>	<b>0</b>	<b>0</b>	<b>0</b>	<b>0</b>

**2013 Postseason (San Francisco)**

Date	Opp	W/L	P/S	Tot	Sol	Ast	Sk	Yds	Int	Yds	PD	FF	FR	Yds
Jan 5	at GB	W	1/0	0	0	0	0.0	0.0	0	0	0	0	0	0
Jan 12	at Car	W	1/0	1	0	1	0.0	0.0	0	0	0	0	0	0
Jan 19	at Sea	L	1/0	0	0	0	0.0	0.0	0	0	0	0	0	0
<b>TOTALS</b>			<b>3/0</b>	<b>1</b>	<b>0</b>	<b>1</b>	<b>0.0</b>	<b>0.0</b>	<b>0</b>	<b>0</b>	<b>0</b>	<b>0</b>	<b>0</b>	<b>0</b>

**2012 (San Francisco)**

Date	Opp	W/L	P/S	Tot	Sol	Ast	Sk	Yds	Int	Yds	PD	FF	FR	Yds
Sep 9	at GB	W	1/0	0	0	0	0.0	0.0	0	0	0	0	0	0
Sep 16	Det	W	1/0	0	0	0	0.0	0.0	0	0	0	0	0	0
Sep 23	at Min	L	1/0	0	0	0	0.0	0.0	0	0	0	0	0	0
Sep 30	at NYJ	W	1/0	1	1	0	0.0	0.0	0	0	0	0	0	0
Oct 7	Buf	W	1/0	1	1	0	0.0	0.0	0	0	0	0	0	0
Oct 14	NYG	L	1/0	0	0	0	0.0	0.0	0	0	0	0	0	0
Oct 18	Sea	W	1/0	0	0	0	0.0	0.0	0	0	0	0	0	0
Oct 29	at Arz	W	1/0	0	0	0	0.0	0.0	0	0	0	0	0	0
Nov 11	StL	T	1/0	1	1	0	0.0	0.0	0	0	0	0	0	0
Nov 19	Chi	W	1/0	0	0	0	0.0	0.0	0	0	0	0	0	0
Nov 25	at NO	W	1/0	0	0	0	0.0	0.0	0	0	0	0	0	0
Dec 2	at StL	L	1/0	0	0	0	0.0	0.0	0	0	0	0	0	0
Dec 9	Mia	W	1/0	0	0	0	0.0	0.0	0	0	0	0	0	0
Dec 16	at NE	W	1/0	0	0	0	0.0	0.0	0	0	0	0	0	0
Dec 23	at Sea	L	1/0	0	0	0	0.0	0.0	0	0	0	0	0	0
Dec 30	Arz	W	1/0	0	0	0	0.0	0.0	0	0	0	0	0	0
<b>TOTALS</b>			<b>16/0</b>	<b>3</b>	<b>3</b>	<b>0</b>	<b>0.0</b>	<b>0.0</b>	<b>0</b>	<b>0</b>	<b>0</b>	<b>0</b>	<b>0</b>	<b>0</b>

**2012 Postseason (San Francisco)**

Date	Opp	W/L	P/S	Tot	Sol	Ast	Sk	Yds	Int	Yds	PD	FF	FR	Yds
Jan 12	GB	W	1/0	0	0	0	0.0	0.0	0	0	0	0	0	0
Jan 20	at Atl	W	1/0	0	0	0	0.0	0.0	0	0	0	0	0	0
Feb 3	Bal	L	1/0	0	0	0	0.0	0.0	0	0	0	0	0	0
<b>TOTALS</b>			<b>3/0</b>	<b>0</b>	<b>0</b>	<b>0</b>	<b>0.0</b>	<b>0.0</b>	<b>0</b>	<b>0</b>	<b>0</b>	<b>0</b>	<b>0</b>	<b>0</b>



# JOE STALEY

T

HT 6-5

WT 315

COLLEGE CENTRAL MICHIGAN

BORN 8.30.84 // ROCKFORD, MI // ROCKFORD HS, ROCKFORD, MI  
8TH YEAR // ACQUIRED D-1B IN '07

Tasked with the duty of protecting the quarterback's blind side, three-time All-Pro and Pro Bowl selection Joe Staley has excelled in his role since being selected as the second of San Francisco's two, first round draft picks in 2007. In addition to being named All Pro in 2011, 2012 and 2013, he was also selected to three consecutive Pro Bowls (2012-14). In 2013, Staley helped pave the way for a rushing attack that ranked 3rd in yards (2,201) and 4th in touchdowns (18). A product of Central Michigan, Staley became the first player in school history to be drafted in the first round of the NFL Draft. On July 17, 2014, Staley signed a two-year contract extension to keep him with the 49ers through the 2019 season.

## // TRANSACTIONS

Originally the second of two 1st-round (28th pick overall) draft choices by SF in 2007...Signed a six-year contract extension through 2017 on 6/6/09...Signed a two-year contract extension through 2019 on 7/17/14.

## // AWARDS & HONORS

- 2011:** AP All-Pro Second Team, NFC Pro Bowl, Madden Most Valuable Protectors Award (Week 5), All-NFC West Offense by ESPN's Mike Sando
- 2012:** AP Second-Team All-Pro, NFC Pro Bowl selection (Starter), 2012 Madden Most Valuable Protectors Award, Madden Most Valuable Protectors Award (Week 5), Madden Most Valuable Protectors Award (Week 7), Madden Most Valuable Protectors Award (Week 12)
- 2013:** AP Second-Team All-Pro, NFC Pro Bowl, PFWA All-NFL Team

## // GOLDMINE

- Entering his sophomore season at Central Michigan, Staley and the football program experienced a coaching change. New head coach Brian Kelly and offensive line coach Jeff Quinn asked the young tight end to make the switch to offensive tackle. He agreed and the transformation began. The 250-pound tight end began to wake up at 2 a.m. to consume a 2,000 calorie weight-gaining shake and would later work out twice a day to prepare his body for its new life in the trenches. In the first offseason, Staley added 20 pounds to his lean frame. By the time he was a senior, he reached 290 pounds and went on to become the first Chippewa to be drafted in the first round of the NFL Draft.
- In 2013, Joe was an ambassador for San Francisco's first Electric Run, a 5K race that benefits Smile Train, the world's largest cleft lip and palate charity. The race, which was held at Candlestick Park, raised \$10,000 for Smile Train and more than 8,000 people participated in the event. "Anything that benefits children is just a great cause and I was very excited to put my name down for the charity and the event itself," Staley said.



## // CAREER HIGHLIGHTS

- Became the first 49ers rookie O-lineman to start every single game in a season since Cas Banaszek (1968-77), who started all 14 contests in 1968.
- Was 1 of only 3 NFL rookies (49ers LB Patrick Willis and Browns LT Joe Thomas) to line up for every single snap in 2007, and was 1 of 35 NFL players overall to accomplish the feat out of 1,898 total players.
- When Staley recovered a fumble for a TD [vs. NYJ (12/7/08)], he became the 6th offensive lineman in 49ers history to register a TD.

## // 2013

- Was part of an offensive line that helped amass the 2nd most total net yds. on opening day in 49ers franchise history with 494 yds. (404 passing yds. and 90 rushing yds.) vs. GB (9/8).
- Helped pave the way for 219 net yds. rushing at StL (9/26). It marked the first time the 49ers had three different RBs score a rushing TD in the same game since 12/2/01 vs. Buf. (Garrison Hearst, Fred Beasley and Paul Smith).
- The offensive line did not allow a sack on 17 total atts. by QB Colin Kaepernick and QB Colt McCoy at Jax. (10/27). The last time the 49ers did not allow a sack was 11/25/12 at NO. The 49ers also rushed for 221 yds. and 4 TDs on 38 carries at Jax., the most rushing yds. in a game by the team during the 2013 season. The 4 rushing TDs tied for the most by any team in a game in the NFL in 2013.
- Provided great running lanes for the offense to gain 199 rushing yds. on 30 atts. vs. Atl. (12/23). The 6.6 yds. per carry avg. was team's highest in any game during the 2013 season. It also marked just the second time in the season that the team had three players rush for over 50 yds. (Gore - 97; Kaepernick - 51; Hunter - 51).
- Staley hauled in his 2nd career receipt. on a 14-yd. pass from QB Colin Kaepernick at Arz. (12/29). His first career receipt. was on 10/30/11 vs. Cle. (17 yds.).

## // 2012

- Staley and the 49ers O-Line won the 2012 Madden Most Valuable Protectors Award, recognizing the best O-Line in the NFL.
- The 49ers were 1 of just 3 teams to have the same 5 starting offensive linemen for every game in 2012 (Was. & NYJ).
- Paved the way as the team rushed for a season-high 245 yds. on 44 carries as 9 different players carried the ball at NYJ (9/30).
- Helped the 49ers offense set a team record with 621 total yds. (311 rushing, 310 passing) vs. Buf. (10/7), surpassing the 49ers previous franchise record of 598 vs. Buf. (9/13/92). San Francisco became the first team in NFL history to post 300-or-more yds. rushing and passing in the same game.
- Aided the 49ers offense as the team rushed for 175 yds. on 32 carries (5.5 avg.) vs. Sea. (10/18).
- Staley and the 49ers offensive line did not allow a sack on 25 pass attempts by QB Colin Kaepernick at NO (11/25). The performance earned the O-Line the Madden Most Valuable Protectors Award for Week 12.

**// 2012 (CONTINUED)**

- Part of offensive line vs. GB (1/12/13 - NFC-D) that helped the 49ers become the first team in NFL history to ever have two, 100-yd. rushers [QB Colin Kaepernick (181 yds. rushing), RB Frank Gore (119 yds. rushing)] and one, 100-yd. receiver [WR Michael Crabtree (119 yds. receiving)] in a playoff game in NFL history.
- Against the Packers, San Francisco amassed 579 total yds. of offense (323 rushing and 256 passing), setting a new single-game postseason franchise record. The previous record was 537 yds. (211 rushing and 326 passing) vs. Mia. (1/20/85) in Super Bowl XIX. The 49ers rushed for 323 yds. on the night, setting the franchise single-game postseason rushing record. The previous rushing record was also set in Super Bowl XIX (211 yds.).
- Staley and the 49ers offense became the first team in Super Bowl history to have a 300-yd. passer, a 100-yd. rusher and 2, 100-yd. receivers in a single game. QB Colin Kaepernick threw for 302 yds., RB Frank Gore added 110 yds. rushing, WR Michael Crabtree tallied 109 rec. yds. and TE Vernon Davis recorded 104 rec. yds vs. Bal. (2/3/13 - SB XLVII).

**// 2011**

- Part of an offensive line that helped pave the way for RB Frank Gore to gain 100-plus rushing yds. in 5 consecutive games, setting a new franchise record.
- Staley and the 49ers offensive line did not allow a sack on 20 pass atts. by QB Alex Smith vs. Sea. (9/11).
- Helped 49ers accumulate 442 yds. of offense in come-from-behind victory at Phi. (10/2), which included 164 yds. on the ground.
- Helped the offense rush for 213 yds. on the ground while not allowing a sack vs. TB (10/9).
- Staley and the offensive line were awarded the Madden Most Valuable Protectors Award for Week 5. They helped the 49ers offense rush for 213 yds. on the ground while not allowing a sack vs. TB (10/9).
- Supported the 49ers offense in rushing for 203 yds. at Det. (10/16), marking the first time the team rushed for over 200 yds. in back-to-back games (10/9 vs. TB, 213 yds.) since 12/6/98 at Car. (236 yds.) and 12/14/98 vs. Det. (328 yds.).
- Hauled in his first career recept. for 17-yds. vs. Cle. (10/30). Staley is the first 49ers offensive lineman to record a recept. since C/G Chris Dalman (11/20/95 at Mia.) and ties G Guy McIntyre for the longest recept. by an offensive lineman in franchise history (17 yds. on 9/18/88 vs. Atl.).
- Helped the 49ers offense hold the ball for 44:16 while not allowing a sack vs. Arz. (11/20), marking the highest time of possession for the team since 11/3/02 at Oak. (44:33 - 49ers 23, Raiders 20).

**// 2010**

- Started the first 9 games of the season at LT before suffering a fractured fibula vs. StL (11/14). Inactive Weeks 11-17.
- Part of an offensive line that did not allow a sack on 32 pass atts. by QB Alex Smith vs. NO (9/20).
- Part of an offensive line that did not allow a sack on 19 pass atts. by QB Troy Smith vs. Den. (10/31).

**// 2009**

- Sidelined with sprained knee ligaments suffered at Ind. (11/1) from Weeks 9-14, and was inactive at StL (1/3/10) with a knee injury.
- Helped the team rush for a season-high 246 yds. vs. Sea. (9/20).
- Suffered a quad contusion at Min. (9/27), marking the first time in his career that he missed an offensive play.

**// 2008**

- Started all 16 games at LT and was the only 49ers player to line up for every single snap.
- Was part of an O-line that did not allow a sack at Arz. (11/10), breaking an NFL record 31-game streak by the Cardinals defense with at least one sack.
- Recorded first NFL TD on a fumble recovery following a WR Jason Hill 6-yd. reception vs. NYJ (12/7).

**// 2007**

- Started all 16 games at RT for 49ers after beating out T Kwame Harris for position in training camp. Played every single snap on offense as a rookie.

**// COLLEGE**

Played in 46 games (39 starts) at Central Michigan and helped team produce a 1,000-yd. rusher in three of his four seasons (2003-05). Arrived on Central Michigan's campus as a 225-pound tight end in 2003, but developed into one of the elite offensive tackles in collegiate game. Recorded fastest 40-yd. dash time (4.7) of any offensive lineman at 2007 NFL Combine. Consensus First-Team All-MAC choice as one of three team captains as a senior, starting all 14 games at LT and helping team rank 22nd in nation with 245.9 passing yds. per game. First-Team All-MAC selection as a junior as he moved to LT and started 11 games. Shifted to RT as a sophomore during preseason and started 11 games as the Chippe-was averaged 395.5 yds. per game. Played in team's final 11 games with 4 starts at TE as a freshman and posted 11 receipts. for 130 yds. with 1 TD.

**// PERSONAL**

- Attended Rockford (MI) HS, where he lettered twice in both football and track.
- Caught 24 passes for 559 yds. with 7 TDs as a senior TE.
- Set three school records in track: 200-meters (21.9), 4x100 (42.5) and 4x200 (1:27) relay teams.
- Placed 6th in state for 200m to earn all-state honors as team finished 4th in state finals in 4x100m, 4th in 4x200m and 6th in 4x400m (43.1).
- Joe credits his family for making him the man he is today. "I have a very close-knit family. All of the values and things they've done to make me the man I am today, I attribute to them. They taught me at a young age and gave me a great upbringing." He also credits his high school coach, Ralph Munger, for teaching him about football and how to play it the right way.
- After Joe is finished playing football, he'd like to go into teaching at the high school level and coach football. "Hopefully I'll have a family by then and be able to spend time with them. I want to live a simple life when football is done."
- Joe and his wife, Carrie, have one daughter, Grace.
- Born Joe Staley (8/30/84) in Rockford, MI.

**// INJURY REPORT**

- 2009:** Missed 7 games [vs. Ten. (11/8), vs. Chi. (11/12), at GB (11/22), vs. Jax. (11/29), at Sea. (12/6), vs. Arz. (12/14) and at StL (1/3)] with a knee injury suffered at Ind. (11/1).
- 2010:** Suffered a fractured fibula vs. StL (11/14) and was inactive the remainder of the season.

**STALEY'S CAREER STATISTICS**

**GAMES/STARTS – 98/98;** 2007 (16/16); 2008 (16/16); 2009 (9/9); 2010 (9/9); 2011 (16/16); 2012 (16/16); 2013 (16/16)

**POSTSEASON GAMES/STARTS – 8/8;** 2011 (2/2); 2012 (3/3); 2013 (3/3)

**Additional Statistics:**

**Touchdowns – 1:** 2008 [FR in endzone vs. NYJ (12/7/08)]

**Receptions – 2:** 2011 [17-yd. pass from QB Alex Smith vs. Cle. (10/30/11)]; 2013 [14-yd. pass from QB Colin Kaepernick at Arz. (12/29/13)]

**Fumble Recoveries – 5:** 2007 (1), 2008 (1), 2009 (2), 2012 (1)

**Milestones:**

**NFL Debut:** vs. Arz. (9/10/07); **First Start:** vs. Arz. (9/10/07); **First Reception:** vs. Cle. (10/30/11 – 17-yd. pass from QB Alex Smith); **First FR:** vs. NYJ (12/7/08 – WR Jason Hill); **First FR Returned for a TD:** vs. NYJ (12/7/08 – recovered WR Jason Hill fumble in the end zone)



# CHASE THOMAS

**LB**
**HT 6-4**
**WT 255**
**COLLEGE STANFORD**

BORN 6.10.89 // MARIETTA, GA // WALTON HS, MARIETTA, GA  
1ST YEAR // ACQUIRED FA IN '14

Chase Thomas joins the 49ers in 2014 following stints with the Saints, Raiders, Falcons and Packers, returning to the West Coast where he played his collegiate football. At Stanford University, Thomas registered 50.5 tackles for loss, 27.5 sacks and nine forced fumbles.

## // TRANSACTIONS

Originally signed by NO as an undrafted rookie FA on 4/28/13... Waived by NO on 8/19/13... Claimed off waivers by Oak. on 8/20/13... Waived by Oak. on 8/31/13... Signed to Atl. practice squad on 9/17/13... Signed to a Reserve/Future contract with GB on 1/7/14... Released by GB on 5/12/14... Signed a three-year contract with SF on 5/27/14.

## // GOLDMINE

- While in just his first season with the 49ers, Thomas has a lot of familiarity with the team. During his time at Stanford University, he played for current 49ers head coach Jim Harbaugh, defensive coordinator Vic Fangio and offensive coordinator Greg Roman. In addition, he was teammates with current 49ers LB Shayne Skov for 3 years and T Jonathan Martin for 4 years.
- Similar to his teammate LB Chris Borland, Chase Thomas has thrived despite scouts' criticism of his measurables. In college, he was one of the nation's most prolific pass rushers, ranking in the top-10 in the Pac-12 in both sacks and tackles for loss in each of his last three seasons. After registering 8.5 sacks in 2011, which ranked 2nd in the conference, Fangio couldn't help but compliment his former player, saying that Thomas was "born to play football."

## // 2013 (NEW ORLEANS/OAKLAND/ATLANTA)

- Spent training camp and the first 2 preseason games with NO before joining Oak. for the final 2 preseason games.
- Signed to the Falcons practice squad on 9/17/13 where he remained for the rest of the season.

## // COLLEGE

Played in 53 games (48 starts) for the Cardinal, recording 229 tackles (145 solo), 50.5 tackles for loss, the 5th most in school history, and 27.5 career sacks, the 4th most in school history, 2 INTs, 9 FFs, 8 PDs and 4 FRs. As a fifth-year senior in 2012, he was named team captain, started all 14 games at OLB and earned First-Team All-Pac-12 honors after registering 71 tackles (43 solo), 14.5 tackles for loss, 7.5 sacks, 2 FRs, 1 FF and 1 INT. Was named one of four finalists for the Lott IMPACT Trophy, a national defensive Player of the Year Award that gives equal weight to personal character as well as athletic performance. Also received the team's Frank Rehm Award as the Big Game Most Valuable Linebacker and was honored with the team's Jim Reynolds Award for courage and dedication to the game. In 2011, started all 13 games and received Sporting News All-America honors, as well as First-Team All-Pac-12. Recorded 52 tackles (33 solo), 17.5 for loss, 8.5 sacks and 5 FFs. Led the Pac-12 in tackles for loss, and finished 2nd in the conference in sacks and FFs. Started all 13 games in 2010, earning Honorable Mention All-Pac-10 after finishing 2nd on the team with 70 tackles (49 solo), a team-high 11.5 tackles for loss, and 7.5 sacks. In 2009, was named a Second-Team Freshman All-American by CollegeFootballNews.com and earned ESPN.com and Sporting News Pac-10 All-Freshman honors after playing in all 13 games and making 8 starts at DE. Totaled 36 tackles (20 solo), including 7 for loss, 4.0 sacks, 2 FFs and a blocked kick. Red-shirted as a true freshman in 2008.

## // PERSONAL

- Attended Walton (Marietta, GA) HS where he played DE, LB and CB. As a senior, earned first-team all-state honors, was named the Cobb County Defensive Player of the Year, and was selected to participate in the Under Armour All-America Game.
- Set school records for career sacks (37) and single-season sacks (17), and was ranked as the No. 26 overall recruit in the state of Georgia and the No. 27 outside linebacker in the country by Rivals.com.
- Born Michael Chase Thomas (6/10/89) in Marietta, GA.
- Majored in communications.





# WILL TUKUAFU

**FB**
**HT 6-4**
**WT 293**
**COLLEGE OREGON**
**BORN 1.3.84 // SALT LAKE CITY, UT // EAST HS, SALT LAKE CITY, UT  
4TH YEAR // ACQUIRED FA IN '13**

Will Tukuafu appeared in five games in 2013, including three post-season contests. His versatility to play both DT and FB proved to be a valuable asset to the team as he recorded a career-high 13 tackles in 2012. He also appeared in short-yardage and goal line situations on offense. Tukuafu was originally signed by San Francisco in August 2010, as an undrafted free agent and spent a majority of his rookie campaign on the 49ers practice squad, before being promoted to the active roster that December. Tukuafu was the co-recipient of the team's Thomas Herrion Memorial Award in 2010, which is presented to a rookie or first-year player who best represents the dream of Thomas Herrion and makes the most of their opportunities.

## // TRANSACTIONS

Originally signed as an undrafted rookie free agent by Sea. on 6/8/10...Released by Sea. on 6/22/10...Signed by SF on 8/12/10...Released by SF on 9/3/10...Signed to SF practice squad on 9/5/10...Promoted to active roster on 12/18/10...Re-signed two-year contract with SF on 3/8/12...Waived/Injured by SF on 9/10/13...Reached injury settlement on 9/17/13...Signed by SF on 12/18/13.

## // AWARDS & HONORS

**2010:** Thomas Herrion Award (Co-recipient with RB Anthony Dixon)

## // GOLDMINE

- Off the football field, Tukuafu has a passion for construction. He has been active in the commercial construction industry since college and says that once his playing days are over, he'd like to have a more active role in it. He has completed several internships for a construction company and worked closely with an engineer and project manager to learn the inner workings of the business. He continues to stay in contact with them and plans to work with them during the offseason. He says one of the reasons that he enjoys construction so much is that he likes to see things built from the beginning to the end, and then being able to have a finished project to show for it.
- Tukuafu was the co-recipient (with RB Anthony Dixon) of the 2010 Thomas Herrion Award. The award is presented annually to a rookie or first-year player who has taken advantage of every opportunity, turned it into a positive and made their dream come true like Thomas Herrion, and is voted on by the coaches.
- Tukuafu takes great pride in his family and says if it wasn't for them, he wouldn't be where he is today. "My parents came here from Tonga in 1979 and worked as janitors to support our family. It's seeing the sacrifices that they made for us that motivates me to work hard and always give my best."

## // 2013

- Signed to the active roster on 12/18.
- Recorded his first career recept. for 2 yds. at Car. (1/12/14 - NFC-D).

## // 2012

- Played in 14 games, contributing to all three phases of the game, offense, defense and special teams.
- Lined up at FB in short-yardage and goal line situations, and played along the defensive line, registering 13 tackles (6 solo, 7 assists).

## // 2011

- Made NFL debut and recorded his first career FR on his first career play from scrimmage vs. Sea. (9/11). The takeaway led to a 49ers FG in the 2nd qtr.

## // 2010

- Spent the first 15 weeks of the season on the practice squad, before being promoted to the active roster for the final 2 games. Inactive in the final 2 contests.

## // COLLEGE

Played in 39 games (37 starts) for the Ducks, registering 131 tackles, 32.5 TFLs, 14.5 sacks, 4 FFs, 5 FRs and 4 PDs. As a senior, named Second-Team All-Pac-10 by the coaches. Also earned Oregon's Schaffeld Award (outstanding defensive lineman) and Gonyea Award (most inspirational player). Started all 13 games and notched 36 tackles, 6.5 TFLs, 2.5 sacks, FF and FR. In 2008, named Honorable Mention All-Pac-10 by the coaches, starting all 13 games and registering 59 tackles, 17.5 TFLs, 7.5 sacks, 1 FF, 1 FR and 2 PDs. As a sophomore, played in 13 games (11 starts) and recorded 36 tackles, 8.5 TFLs, 4.5 sacks, 2 FFs, 3 FRs and 2 PDs en route to earning the team's Casanova Award (top newcomer) and being named Honorable Mention All-Pac-10 by the coaches. Prior to Oregon, starred at Scottsdale Community College, posting 56 tackles, 24 TFLs and 2 FRs in 2005. Earned All-Western States Football League honors and ranked among the top two junior college defensive linemen on the SuperPrep JUCO 100, also listed as the nation's 7th-best junior college prospect by Rivals.com.

**// PERSONAL**

- Attended East (Salt Lake City, UT) HS and earned all-region honors as a junior and senior.
- Also lettered in basketball.
- Initially signed a letter of intent to BYU before going on a two-year LDS mission.
- Married to his wife, Krystal.
- One of 16 children, he has 10 brothers and 5 sisters.
- Born William T. Tukuafu (1/3/84) in Salt Lake City, UT.
- Majored in political science.

**// INJURY REPORT**

- 2011:** Placed on Injured Reserve (wrist) on 10/4.
- 2012:** Inactive at NO (11/25) with wrist injury and vs. Arz. (12/30) due to a neck injury.
- 2013:** Placed on Injured Reserve on 9/11.

**TUKUAFU'S CAREER STATISTICS**

**DEFENSE**

YEAR	TEAM	GP	GS	TACKLES					INTERCEPTIONS					FUMBLES			
				TOT	SOL	AST	SACKS	YDS	INT	YDS	LG	TD	PD	FF	FR	YDS	
2010	SF	0	0	0	0	0	0.0	0.0	0	0	-	0	0	0	0	0	0
2011	SF	4	0	2	0	2	0.0	0.0	0	0	-	0	0	0	0	1	12
2012	SF	14	0	13	6	7	0.0	0.0	0	0	-	0	0	0	0	0	0
2013	SF	2	0	0	0	0	0.0	0.0	0	0	-	0	0	0	0	0	0
<b>TOTALS</b>		<b>20</b>	<b>0</b>	<b>15</b>	<b>6</b>	<b>9</b>	<b>0.0</b>	<b>0.0</b>	<b>0</b>	<b>0</b>	<b>-</b>	<b>0</b>	<b>0</b>	<b>0</b>	<b>0</b>	<b>1</b>	<b>12</b>

**OFFENSE**

YEAR	TEAM	GP	GS	ATT	RUSHING				RECEIVING				
					YDS	AVG	LG	TD	NO	YDS	AVG	LG	TD
2010	SF	0	0	0	0	-	-	0	0	0	-	-	0
2011	SF	4	0	0	0	-	-	0	0	0	-	-	0
2012	SF	3	0	0	0	-	-	0	0	0	-	-	0
2013	SF	3	3	0	0	-	-	0	0	0	-	-	0
<b>TOTALS</b>		<b>10</b>	<b>3</b>	<b>0</b>	<b>0</b>	<b>-</b>	<b>-</b>	<b>0</b>	<b>0</b>	<b>0</b>	<b>-</b>	<b>-</b>	<b>0</b>

**PLAYOFFS**

**DEFENSE**

YEAR	TEAM	GP	GS	TACKLES					INTERCEPTIONS					FUMBLES			
				TOT	SOL	AST	SACKS	YDS	INT	YDS	LG	TD	PD	FF	FR	YDS	
2011	SF	-	-	-	-	-	INJURED RESERVE			-	-	-	-	-	-	-	-
2012	SF	2	0	0	0	0	0.0	0.0	0	0	-	0	0	0	0	0	0
2013	SF	3	3	0	0	0	0.0	0.0	0	0	-	0	0	0	0	0	0
<b>TOTALS</b>		<b>5</b>	<b>3</b>	<b>0</b>	<b>0</b>	<b>0</b>	<b>0.0</b>	<b>0.0</b>	<b>0</b>	<b>0</b>	<b>-</b>	<b>0</b>	<b>0</b>	<b>0</b>	<b>0</b>	<b>0</b>	<b>0</b>

**OFFENSE**

YEAR	TEAM	GP	GS	ATT	RUSHING				RECEIVING				
					YDS	AVG	LG	TD	NO	YDS	AVG	LG	TD
2011	SF	-	-	-	INJURED RESERVE				-	-	-	-	-
2012	SF	2	0	0	0	-	-	0	0	0	-	-	0
2013	SF	3	3	0	0	-	-	0	1	2	2.0	2	0
<b>TOTALS</b>		<b>5</b>	<b>3</b>	<b>0</b>	<b>0</b>	<b>-</b>	<b>-</b>	<b>0</b>	<b>1</b>	<b>2</b>	<b>2.0</b>	<b>2</b>	<b>0</b>

**Milestones:**

**NFL Debut:** vs. Sea. (9/11/11); **First FR:** vs. Sea. (9/11/11 – QB Tarvaris Jackson); **First Reception:** at Car. (1/12/14 – 2 yd. pass from QB Colin Kaepernick)

**TUKUAFU'S CAREER HIGHS**

**Receptions:** Postseason – 1 at Car. (1/12/14)  
**Receiving Yards:** Postseason – 2 at Car. (1/12/14)  
**Long Reception:** Postseason – 2 at Car. (1/12/14)

**Total Tackles:** 3 (2 times) Last at NE (12/16/12)  
**Solo:** 2 at NE (12/16/12)  
**Assists:** 2 (2 times) Last at Min. (9/23/12)

TUKUAFU'S GAME-BY-GAME

2010														
Date	Opp	W/L	P/S	Tot	Sol	Ast	Sk	Yds	Int	Yds	PD	FF	FR Yds	
Sep 12	at Sea	L	—	PRACTICE SQUAD				—	—	—	—	—	—	—
Sep 20	NO	L	—	PRACTICE SQUAD				—	—	—	—	—	—	—
Sep 26	at KC	L	—	PRACTICE SQUAD				—	—	—	—	—	—	—
Oct 3	at Atl	L	—	PRACTICE SQUAD				—	—	—	—	—	—	—
Oct 10	Phi	L	—	PRACTICE SQUAD				—	—	—	—	—	—	—
Oct 17	Oak	W	—	PRACTICE SQUAD				—	—	—	—	—	—	—
Oct 24	at Car	L	—	PRACTICE SQUAD				—	—	—	—	—	—	—
Oct 31	Den	W	—	PRACTICE SQUAD				—	—	—	—	—	—	—
Nov 14	StL	W	—	PRACTICE SQUAD				—	—	—	—	—	—	—
Nov 21	TB	L	—	PRACTICE SQUAD				—	—	—	—	—	—	—
Nov 29	at Arz	W	—	PRACTICE SQUAD				—	—	—	—	—	—	—
Dec 5	at GB	L	—	PRACTICE SQUAD				—	—	—	—	—	—	—
Dec 12	Sea	W	—	PRACTICE SQUAD				—	—	—	—	—	—	—
Dec 16	at SD	L	—	PRACTICE SQUAD				—	—	—	—	—	—	—
<b>SIGNED TO THE ACTIVE ROSTER ON 12/18</b>														
Dec 26	at StL	L	—	INACTIVE				—	—	—	—	—	—	—
Jan 2	Arz	W	—	INACTIVE				—	—	—	—	—	—	—
<b>TOTALS</b>			<b>0/0</b>	<b>0</b>	<b>0</b>	<b>0</b>	<b>0</b>	<b>0.0</b>	<b>0</b>	<b>0</b>	<b>0</b>	<b>0</b>	<b>0</b>	

2011													
Date	Opp	W/L	P/S	Tot	Sol	Ast	Sk	Yds	Int	Yds	PD	FF	FR Yds
Sep 11	Sea	W	1/0	2	0	2	0.0	0.0	0	0	0	0	1 12
Sep 18	Dal	L	1/0	0	0	0	0.0	0.0	0	0	0	0	0 0
Sep 25	at Cin	W	1/0	0	0	0	0.0	0.0	0	0	0	0	0 0
Oct 2	at Phi	W	1/0	0	0	0	0.0	0.0	0	0	0	0	0 0
<b>PLACED ON INJURED RESERVE ON 10/4 (WRIST)</b>													
<b>TOTALS</b>			<b>4/0</b>	<b>2</b>	<b>0</b>	<b>2</b>	<b>0.0</b>	<b>0.0</b>	<b>0</b>	<b>0</b>	<b>0</b>	<b>0</b>	<b>1 12</b>

2012														
Date	Opp	W/L	P/S	Tot	Sol	Ast	Sk	Yds	Int	Yds	PD	FF	FR Yds	
Sep 9	at GB	W	1/0	0	0	0	0.0	0.0	0	0	0	0	0 0	
Sep 16	Det	W	1/0	0	0	0	0.0	0.0	0	0	0	0	0 0	
Sep 23	at Min	L	1/0	3	1	2	0.0	0.0	0	0	0	0	0 0	
Sep 30	at NYJ	W	1/0	0	0	0	0.0	0.0	0	0	0	0	0 0	
Oct 7	Buf	W	1/0	2	1	1	0.0	0.0	0	0	0	0	0 0	
Oct 14	NYG	L	1/0	0	0	0	0.0	0.0	0	0	0	0	0 0	
Oct 18	Sea	W	1/0	1	0	1	0.0	0.0	0	0	0	0	0 0	
Oct 29	at Arz	W	1/0	0	0	0	0.0	0.0	0	0	0	0	0 0	
Nov 11	StL	T	1/0	0	0	0	0.0	0.0	0	0	0	0	0 0	
Nov 19	Chi	W	1/0	1	0	1	0.0	0.0	0	0	0	0	0 0	
Nov 25	at NO	W	—	INACTIVE (Wrist)				—	—	—	—	—	—	—
Dec 2	at StL	L	1/0	1	1	0	0.0	0.0	0	0	0	0	0 0	
Dec 9	Mia	W	1/0	1	1	0	0.0	0.0	0	0	0	0	0 0	
Dec 16	at NE	W	1/0	3	2	1	0.0	0.0	0	0	0	0	0 0	
Dec 23	at Sea	L	1/0	1	0	1	0.0	0.0	0	0	0	0	0 0	
Dec 30	Arz	W	—	INACTIVE (Neck)				—	—	—	—	—	—	—
<b>TOTALS</b>			<b>14/0</b>	<b>13</b>	<b>6</b>	<b>7</b>	<b>0.0</b>	<b>0.0</b>	<b>0</b>	<b>0</b>	<b>0</b>	<b>0</b>	<b>0 0</b>	

2012 Postseason													
Date	Opp	W/L	P/S	Tot	Sol	Ast	Sk	Yds	Int	Yds	PD	FF	FR Yds
Jan 12	GB	W	1/0	0	0	0	0.0	0.0	0	0	0	0	0 0
Jan 20	at Atl	W	1/0	0	0	0	0.0	0.0	0	0	0	0	0 0
Feb 3	Bal	L	1/0	0	0	0	0.0	0.0	0	0	0	0	0 0
<b>TOTALS</b>			<b>3/0</b>	<b>0</b>	<b>0</b>	<b>0</b>	<b>0.0</b>	<b>0.0</b>	<b>0</b>	<b>0</b>	<b>0</b>	<b>0</b>	<b>0 0</b>

2013														
Date	Opp	W/L	P/S	Rsh	Yds	Avg	Lg	TD	Rec	Yds	TD			
Sep 8	GB	W	—	—	INACTIVE				—	—	—	—	—	—
Sep 15	at Sea	L	—	—	INJURED RESERVE				—	—	—	—	—	—
Sep 22	Ind	L	—	—	NOT ON ROSTER				—	—	—	—	—	—
Sep 26	at StL	W	—	—	NOT ON ROSTER				—	—	—	—	—	—
Oct 6	Hou	W	—	—	NOT ON ROSTER				—	—	—	—	—	—
Oct 13	Arz	W	—	—	NOT ON ROSTER				—	—	—	—	—	—
Oct 20	at Ten	W	—	—	NOT ON ROSTER				—	—	—	—	—	—
Oct 27	at Jax	W	—	—	NOT ON ROSTER				—	—	—	—	—	—
Nov 10	Car	L	—	—	NOT ON ROSTER				—	—	—	—	—	—
Nov 17	at NO	L	—	—	NOT ON ROSTER				—	—	—	—	—	—
Nov 25	at Was	W	—	—	NOT ON ROSTER				—	—	—	—	—	—
Dec 1	StL	W	—	—	NOT ON ROSTER				—	—	—	—	—	—
Dec 8	Sea	W	—	—	NOT ON ROSTER				—	—	—	—	—	—
Dec 15	at TB	W	—	—	NOT ON ROSTER				—	—	—	—	—	—
<b>SIGNED TO SF ACTIVE ROSTER ON 12/18</b>														
Dec 23	Atl	W	1/0	0	0	—	—	0	0	0	0	0	0	
Dec 29	at Arz	W	1/0	0	0	—	—	0	0	0	0	0	0	
<b>TOTALS</b>			<b>2/0</b>	<b>0</b>	<b>0</b>	<b>—</b>	<b>—</b>	<b>0</b>	<b>0</b>	<b>0</b>	<b>0</b>	<b>0</b>	<b>0</b>	

2013 Postseason													
Date	Opp	W/L	P/S	Rsh	Yds	Avg	Lg	TD	Rec	Yds	TD		
Jan 5	at GB	W	1/1	0	0	—	—	0	0	0	0	0	0
Jan 12	at Car	W	1/1	0	0	—	—	0	1	2	0	0	0
Jan 19	at Sea	L	1/0	0	0	—	—	0	0	0	0	0	0
<b>TOTALS</b>			<b>3/3</b>	<b>0</b>	<b>0</b>	<b>—</b>	<b>—</b>	<b>0</b>	<b>1</b>	<b>2</b>	<b>0</b>	<b>0</b>	<b>0</b>



# BUBBA VENTRONE

S

HT 5-10

WT 200

COLLEGE VILLANOVA

BORN 10.21.82 // PITTSBURGH, PA // CHARTIERS VALLEY, BRIDGEVILLE, PA  
9TH YEAR // ACQUIRED FA IN '13

A veteran special teams ace, Bubba Ventrone joined the 49ers in 2013. In his first season with San Francisco, Ventrone was selected by his coaches and teammates as the 49ers Special Teams Blue Collar Player of the Year. After stints with New England and Cleveland, Ventrone was reunited with 49ers assistant head coach/special teams coordinator Brad Seely, who coached special teams for both the Patriots and Browns.

## // TRANSACTIONS

Originally signed by NE as an undrafted FA on 4/28/05...Waived by NE on 9/3/05...Signed by NE to the practice squad on 9/4/05...Waived by NE on 9/7/05...Signed by NE to the practice squad on 9/9/05...Signed by NE to the active roster on 1/30/06...Waived by NE on 2/13/07...Signed by NYJ on 2/21/07...Waived by NYJ on 9/2/07...Signed by NYJ to the practice squad on 9/4/07...Waived by NYJ on 9/12/07...Signed by NE to the practice squad on 9/19/07...Signed by NYJ to the active roster on 11/3/07...Waived by NE on 11/7/07...Signed by NE to the practice squad on 11/9/07...Signed by NE to the active roster on 12/22/07...Waived by NE on 9/5/09...Signed by Cle. on 9/19/09...Re-signed three-year contract with Cle. on 3/5/10...Signed two-year contract with SF on 6/3/13.

## // AWARDS & HONORS

**2013:** 49ers Blue Collar Player of the Year - Special Teams

## // GOLDMINE

- As a baby, Ventrone was given the nickname "Bubba" by his father, who called him 'Big Head Bubba'. He now goes by Bubba, except with his mother, wife and sister who refer to him by his given name, Raymond.

## // 2013 (SAN FRANCISCO)

- Recovered a muffed punt by WR Lance Moore at the Saints 11-yd. line at NO (11/17). It marked Ventrone's 1st special teams FR of the season and 2nd of his career. The takeaway led to an 11-yd. TD pass by QB Colin Kaepernick to WR Anquan Boldin.

## // 2012 (CLEVELAND)

- Appeared in 12 games and notched 7 special teams tackles.
- Had his first NFL carry, rushing for 35 yds. at Pit. (12/30).

## // 2011 (CLEVELAND)

- Appeared in 14 games, registering 3 special teams tackles.

## // 2010 (CLEVELAND)

- Played in all 16 regular season contests, registering 10 tackles, 1 FF and 1 FR on defense while also contributing 9 tackles and 1 FR on special teams.
- Named third alternate as a special teamer for the Pro Bowl by leading a kickoff coverage unit that ranked first in the NFL in by allowing an average of only 17.8 yds. per return. He was also a member of the Browns punt coverage team that allowed an avg. of 7.1 yds. per return, ranking 5th in the NFL.
- Recorded a FR on kickoff coverage vs. NE (11/7) at the Patriots 19 yd. line. The takeaway led to a TD two plays later.
- Tied his career high with 3 tackles on defense at Jax. (11/21) and also added his first career FF, jarring the ball loose from QB David Garrard.
- Returned 4 kickoffs for 47 yds. in the regular season finale vs. Pit. (1/2/11).

## // 2009 (CLEVELAND)

- Appeared in 14 games, recording 3 tackles and ranked 3rd on the team with 12 special teams tackles.
- Was a key contributor on both the kickoff return and kickoff coverage units, helping the Browns to an NFL-best avg. starting position of 31.4 and limiting the opponents returns to a league-best avg. of 18.9.
- Notched his first 3 NFL tackles on the defensive side of the ball in the regular season finale vs. Jax. (1/3/10).

## // 2008 (NEW ENGLAND)

- Played in the first 15 games of the regular season, recording 6 special teams tackles.
- Besides playing on special teams, Ventrone also saw limited action at WR.

## // 2007 (NEW YORK JETS/NEW ENGLAND)

- Played in 2 regular season games and 2 playoff contests.
- Made NFL debut at Ind. (11/4).
- Recorded his first special teams tackle vs. NYG (2/3/08 - SB XLII).

## // 2006 (NEW ENGLAND)

- Placed on Injured Reserve (8/30) and missed the entire season.

## // 2005 (NEW ENGLAND)

- Spent 15 weeks on the Patriots practice squad.

**// COLLEGE**

Appeared in 35 games at Villanova University, earning First-Team All-Atlantic 10 honors as well as being named to the Atlantic 10 All-Academic Team his junior year. He finished his Wildcat career with 251 tackles, 2.0 sacks, 5 FFs, 4 FRs and 11 PDs. As a junior, he started all 11 games recording 93 tackles, 1.0 sack, 7 TFLs, 2 FFs, 2 FRs and 4 PDs. His sophomore season, he finished second on the team with 102 tackles to go along with 10 TFLs, 2 FFs, 2 FRs and 5 PDs. As a freshman, he registered 25 tackles, 1 INT and 1 PD.

**// PERSONAL**

- A three-time all-conference performer at Chartiers Valley (Bridgeville, PA) HS.
- Also set three HS records in track and field: long jump (22'6"), triple jump (45'1") and 100M (10.8).
- He and his wife, Katie, have two daughters, Ava and Ella.
- Brother, Ross, currently plays safety for the Pittsburgh Steelers.
- Born Raymond Ventrone (10/21/82) in Pittsburgh, PA.

**// INJURY REPORT**

- 2006:** Placed on the Injured Reserve List on 8/30 and missed the entire season.
- 2008:** Inactive at Buf. (12/28) with a jaw injury.
- 2009:** Missed the final regular season game at KC (12/20) with a finger injury.
- 2011:** Was inactive for two consecutive games with a hamstring injury [at SF (10/30) and at Hou. (11/6)].
- 2012:** Was inactive at Cin. with a hand injury and later missed three consecutive games with a calf injury [at Dal. (11/18), vs. Pit. (11/25) and at Oak. (12/2)].

**VENTRONE'S CAREER STATISTICS**

YEAR	TEAM	GP	GS	TACKLES					INTERCEPTIONS					FUMBLES			
				TOT	SOL	AST	SACKS	YDS	INT	YDS	LG	TD	PD	FF	FR	YDS	
2006	NE	–	–	–	–	INJURED RESERVE			–	–	–	–	–	–	–	–	–
2007	NYJ/NE	2	0	0	0	0	0.0	0.0	0	0	–	0	0	0	0	0	0
2008	NE	15	0	0	0	0	0.0	0.0	0	0	–	0	0	0	0	0	0
2009	CLE	14	0	3	3	0	0.0	0.0	0	0	–	0	0	0	0	0	0
2010	CLE	16	0	10	9	1	0.0	0.0	0	0	–	0	0	1	0	0	0
2011	CLE	14	0	0	0	0	0.0	0.0	0	0	–	0	0	0	0	0	0
2012	CLE	12	0	0	0	0	0.0	0.0	0	0	–	0	0	0	0	0	0
2013	SF	16	0	0	0	0	0.0	0.0	0	0	–	0	0	0	0	0	0
<b>TOTALS</b>		<b>89</b>	<b>0</b>	<b>13</b>	<b>12</b>	<b>1</b>	<b>0.0</b>	<b>0.0</b>	<b>0</b>	<b>0</b>	<b>–</b>	<b>0</b>	<b>0</b>	<b>1</b>	<b>0</b>	<b>0</b>	<b>0</b>

**PLAYOFFS**

YEAR	TEAM	GP	GS	TACKLES					INTERCEPTIONS					FUMBLES			
				TOT	SOL	AST	SACKS	YDS	INT	YDS	LG	TD	PD	FF	FR	YDS	
2007	NE	2	0	0	0	0	0.0	0.0	0	0	–	0	0	0	0	0	0
2013	SF	3	0	0	0	0	0.0	0.0	0	0	–	0	0	0	0	0	0
<b>TOTALS</b>		<b>5</b>	<b>0</b>	<b>0</b>	<b>0</b>	<b>0</b>	<b>0.0</b>	<b>0.0</b>	<b>0</b>	<b>0</b>	<b>–</b>	<b>0</b>	<b>0</b>	<b>0</b>	<b>0</b>	<b>0</b>	<b>0</b>

**Additional Statistics:**

- Special Teams Tackles – 51:** 2008 (6), 2009 (12), 2010 (9), 2011 (3), 2012 (7); 2013 (15); Postseason – 3: 2013 (3)
- Special Teams Fumble Recoveries – 2:** 2010 (1); 2013 (1)
- Kick Returns – 4:** 2010 (4)
- Rushes – 1:** 2012 (1)
- Rushing Yards – 35:** 2012 (35)

**Milestones:**

**NFL Debut:** at Ind. (11/4/07); **First FF:** at Jax. (11/21/10 – QB David Garrard); **First FR:** vs. NE (11/7/10 – RB Sammy Morris)

**VENTRONE'S CAREER HIGHS**

- Total Tackles:** 3 (2 times) Last at Jax. (11/21/10)
- Solo:** 3 (2 times) at Jax. (11/21/10)
- Assists:** 1 vs. Pit. (1/2/11)

- Forced Fumbles:** 1 at Jax. (11/21/10)
- Fumble Recoveries:** 1 vs. NE (11/7/10)

**VENTRONE'S GAME-BY-GAME**

**2006 (New England)**

Date	Opp	W/L	P/S	Tot	Sol	Ast	Sk	Yds	Int	Yds	PD	FF	FR	Yds
<b>PLACED ON INJURED RESERVE ON 8/30</b>														
<b>TOTALS</b>			<b>2/0</b>	<b>0</b>	<b>0</b>	<b>0</b>	<b>0.0</b>	<b>0.0</b>	<b>0</b>	<b>0</b>	<b>0</b>	<b>0</b>	<b>0</b>	<b>0</b>

**2007 (New York Jets/New England)**

Date	Opp	W/L	P/S	Tot	Sol	Ast	Sk	Yds	Int	Yds	PD	FF	FR	Yds
<b>WITH NYJ PRACTICE SQUAD THROUGH FIRST GAME OF 2007</b>														
Sep 9	NE	L	—	PRACTICE SQUAD										
<b>ADDED TO THE NE PRACTICE SQUAD ON 9/19</b>														
Sep 23	Buf	W	—	PRACTICE SQUAD										
Oct 1	at Cin	W	—	PRACTICE SQUAD										
Oct 7	Cle	W	—	PRACTICE SQUAD										
Oct 14	at Dal	W	—	PRACTICE SQUAD										
Oct 21	at Mia	W	—	PRACTICE SQUAD										
Oct 28	Was	W	—	PRACTICE SQUAD										
Nov 4	at Ind	W	1/0	0	0	0	0.0	0.0	0	0	0	0	0	0
Nov 18	at Buf	W	—	PRACTICE SQUAD										
Nov 25	Phi	W	—	PRACTICE SQUAD										
Dec 3	at Bal	W	—	PRACTICE SQUAD										
Dec 9	Pit	W	—	PRACTICE SQUAD										
Dec 16	NYJ	W	—	PRACTICE SQUAD										
Dec 23	Mia	W	—	INACTIVE										
Dec 29	at NYG	W	1/0	0	0	0	0.0	0.0	0	0	0	0	0	0
<b>TOTALS</b>			<b>2/0</b>	<b>0</b>	<b>0</b>	<b>0</b>	<b>0.0</b>	<b>0.0</b>	<b>0</b>	<b>0</b>	<b>0</b>	<b>0</b>	<b>0</b>	<b>0</b>

**2007 Postseason (New England)**

Date	Opp	W/L	P/S	Tot	Sol	Ast	Sk	Yds	Int	Yds	PD	FF	FR	Yds
Jan 12	Jax	W	—	INACTIVE										
Jan 20	SD	W	1/0	0	0	0	0.0	0.0	0	0	0	0	0	0
Feb 3	NYG	L	1/0	0	0	0	0.0	0.0	0	0	0	0	0	0
<b>TOTALS</b>			<b>2/0</b>	<b>0</b>	<b>0</b>	<b>0</b>	<b>0.0</b>	<b>0.0</b>	<b>0</b>	<b>0</b>	<b>0</b>	<b>0</b>	<b>0</b>	<b>0</b>

**2008 (New England)**

Date	Opp	W/L	P/S	Tot	Sol	Ast	Sk	Yds	Int	Yds	PD	FF	FR	Yds
Sep 7	KC	W	1/0	0	0	0	0.0	0.0	0	0	0	0	0	0
Sep 14	at NYJ	W	1/0	0	0	0	0.0	0.0	0	0	0	0	0	0
Sep 21	Mia	L	1/0	0	0	0	0.0	0.0	0	0	0	0	0	0
Oct 5	at SF	W	1/0	0	0	0	0.0	0.0	0	0	0	0	0	0
Oct 12	at SD	L	1/0	0	0	0	0.0	0.0	0	0	0	0	0	0
Oct 20	Den	W	1/0	0	0	0	0.0	0.0	0	0	0	0	0	0
Oct 26	StL	W	1/0	0	0	0	0.0	0.0	0	0	0	0	0	0
Nov 2	at Ind	L	1/0	0	0	0	0.0	0.0	0	0	0	0	0	0
Nov 9	Buf	W	1/0	0	0	0	0.0	0.0	0	0	0	0	0	0
Nov 13	NYJ	L	1/0	0	0	0	0.0	0.0	0	0	0	0	0	0
Nov 23	at Mia	W	1/0	0	0	0	0.0	0.0	0	0	0	0	0	0
Nov 30	Pit	L	1/0	0	0	0	0.0	0.0	0	0	0	0	0	0
Dec 7	at Sea	W	1/0	0	0	0	0.0	0.0	0	0	0	0	0	0
Dec 14	at Oak	W	1/0	0	0	0	0.0	0.0	0	0	0	0	0	0
Dec 21	Arz	W	1/0	0	0	0	0.0	0.0	0	0	0	0	0	0
Dec 28	at Buf	W	—	INACTIVE (Jaw)										
<b>TOTALS</b>			<b>15/0</b>	<b>0</b>	<b>0</b>	<b>0</b>	<b>0.0</b>	<b>0.0</b>	<b>0</b>	<b>0</b>	<b>0</b>	<b>0</b>	<b>0</b>	<b>0</b>

**2009 (Cleveland)**

Date	Opp	W/L	P/S	Tot	Sol	Ast	Sk	Yds	Int	Yds	PD	FF	FR	Yds
<b>SIGNED TO THE BROWNS ACTIVE ROSTER ON 9/16</b>														
Sep 20	at Den	L	1/0	0	0	0	0.0	0.0	0	0	0	0	0	0
Sep 27	at Bal	L	1/0	0	0	0	0.0	0.0	0	0	0	0	0	0
Oct 4	Cin	L	1/0	0	0	0	0.0	0.0	0	0	0	0	0	0
Oct 11	at Buf	W	1/0	0	0	0	0.0	0.0	0	0	0	0	0	0
Oct 18	at Pit	L	1/0	0	0	0	0.0	0.0	0	0	0	0	0	0
Oct 25	GB	L	1/0	0	0	0	0.0	0.0	0	0	0	0	0	0
Nov 1	at Chi	L	1/0	0	0	0	0.0	0.0	0	0	0	0	0	0
Nov 16	Bal	L	1/0	0	0	0	0.0	0.0	0	0	0	0	0	0
Nov 22	at Det	L	1/0	0	0	0	0.0	0.0	0	0	0	0	0	0
Nov 29	at Cin	L	1/0	0	0	0	0.0	0.0	0	0	0	0	0	0
Dec 6	SD	L	1/0	0	0	0	0.0	0.0	0	0	0	0	0	0
Dec 10	Pit	W	1/0	0	0	0	0.0	0.0	0	0	0	0	0	0
Dec 20	at KC	W	—	INACTIVE (Finger)										
Dec 27	Oak	W	1/0	0	0	0	0.0	0.0	0	0	0	0	0	0
Jan 3	Jax	W	1/0	3	3	0	0.0	0.0	0	0	0	0	0	0
<b>TOTALS</b>			<b>14/0</b>	<b>3</b>	<b>3</b>	<b>0</b>	<b>0.0</b>	<b>0.0</b>	<b>0</b>	<b>0</b>	<b>0</b>	<b>0</b>	<b>0</b>	<b>0</b>

**2010 (Cleveland)**

Date	Opp	W/L	P/S	Tot	Sol	Ast	Sk	Yds	Int	Yds	PD	FF	FR	Yds
Sep 12	at TB	L	1/0	0	0	0	0.0	0.0	0	0	0	0	0	0
Sep 19	KC	L	1/0	0	0	0	0.0	0.0	0	0	0	0	0	0
Sep 26	at Bal	L	1/0	0	0	0	0.0	0.0	0	0	0	0	0	0
Oct 3	Cin	W	1/0	0	0	0	0.0	0.0	0	0	0	0	0	0
Oct 10	Atl	L	1/0	0	0	0	0.0	0.0	0	0	0	0	0	0
Oct 17	at Pit	L	1/0	0	0	0	0.0	0.0	0	0	0	0	0	0
Oct 24	at NO	W	1/0	0	0	0	0.0	0.0	0	0	0	0	0	0
Nov 7	NE	W	1/0	1	1	0	0.0	0.0	0	0	0	0	0	0
Nov 14	NYJ	L	1/0	2	2	0	0.0	0.0	0	0	0	0	0	0
Nov 21	at Jax	L	1/0	3	3	0	0.0	0.0	0	0	0	1	0	0
Nov 28	Car	W	1/0	2	2	0	0.0	0.0	0	0	0	0	0	0
Dec 5	at Mia	W	1/0	0	0	0	0.0	0.0	0	0	0	0	0	0
Dec 12	at Buf	L	1/0	0	0	0	0.0	0.0	0	0	0	0	0	0
Dec 19	at Cin	L	1/0	0	0	0	0.0	0.0	0	0	0	0	0	0
Dec 26	Bal	L	1/0	1	1	0	0.0	0.0	0	0	0	0	0	0
Jan 2	Pit	L	1/0	1	0	1	0.0	0.0	0	0	0	0	0	0
<b>TOTALS</b>			<b>16/0</b>	<b>10</b>	<b>9</b>	<b>1</b>	<b>0.0</b>	<b>0.0</b>	<b>0</b>	<b>0</b>	<b>0</b>	<b>1</b>	<b>0</b>	<b>0</b>

**2011 (Cleveland)**

Date	Opp	W/L	P/S	Tot	Sol	Ast	Sk	Yds	Int	Yds	PD	FF	FR	Yds
Sep 11	Cin	L	1/0	0	0	0	0.0	0.0	0	0	0	0	0	0
Sep 18	at Ind	W	1/0	0	0	0	0.0	0.0	0	0	0	0	0	0
Sep 25	Mia	W	1/0	0	0	0	0.0	0.0	0	0	0	0	0	0
Oct 2	Ten	L	1/0	0	0	0	0.0	0.0	0	0	0	0	0	0
Oct 16	at Oak	L	1/0	0	0	0	0.0	0.0	0	0	0	0	0	0
Oct 23	Sea	W	1/0	0	0	0	0.0	0.0	0	0	0	0	0	0
Oct 30	at SF	L	—	INACTIVE (Hamstring)										
Nov 6	at Hou	L	—	INACTIVE (Hamstring)										
Nov 13	StL	L	1/0	0	0	0	0.0	0.0	0	0	0	0	0	0
Nov 20	Jax	W	1/0	0	0	0	0.0	0.0	0	0	0	0	0	0
Nov 27	at Cin	L	1/0	0	0	0	0.0	0.0	0	0	0	0	0	0
Dec 4	Bal	L	1/0	0	0	0	0.0	0.0	0	0	0	0	0	0
Dec 8	at Pit	L	1/0	0	0	0	0.0	0.0	0	0	0	0	0	0
Dec 18	at Arz	L	1/0	0	0	0	0.0	0.0	0	0	0	0	0	0
Dec 24	at Bal	L	1/0	0	0	0	0.0	0.0	0	0	0	0	0	0
Jan 1	Pit	L	1/0	0	0	0	0.0	0.0	0	0	0	0	0	0
<b>TOTALS</b>			<b>14/0</b>	<b>0</b>	<b>0</b>	<b>0</b>	<b>0.0</b>	<b>0.0</b>	<b>0</b>	<b>0</b>	<b>0</b>	<b>0</b>	<b>0</b>	<b>0</b>

**2012 (Cleveland)**

Date	Opp	W/L	P/S	Tot	Sol	Ast	Sk	Yds	Int	Yds	PD	FF	FR	Yds
Sep 9	Phi	L	1/0	0	0	0	0.0	0.0	0	0	0	0	0	0
Sep 16	at Cin	L	—	INACTIVE										
Sep 23	Buf	L	1/0	0	0	0	0.0	0.0	0	0	0	0	0	0
Sep 27	at Bal	L	1/0	0	0	0	0.0	0.0	0	0	0	0	0	0
Oct 7	at NYG	L	1/0	0	0	0	0.0	0.0	0	0	0	0	0	0
Oct 14	Cin	W	1/0	0	0	0	0.0	0.0	0	0	0	0	0	0
Oct 21	at Ind	L	1/0	0	0	0	0.0	0.0	0	0	0	0	0	0
Oct 28	SD	W	1/0	0	0	0	0.0	0.0	0	0	0	0	0	0
Nov 4	Bal	L	1/0	0	0	0	0.0	0.0	0	0	0	0	0	0
Nov 18	at Dal	L	—	INACTIVE (Calf)										
Nov 25	Pit	W	—	INACTIVE (Calf)										
Dec 2	at Oak	W	—	INACTIVE (Calf)										
Dec 9	KC	W	1/0	0	0	0	0.0	0.0	0	0	0	0	0	0
Dec 16	Was	L	1/0	0	0	0	0.0	0.0	0	0	0	0	0	0
Dec 23	at Den	L	1/0	0	0	0	0.0	0.0	0	0	0	0	0	0
Dec 30	at Pit	L	1/0	0	0	0	0.0	0.0	0	0	0	0	0	0
<b>TOTALS</b>			<b>12/0</b>	<b>0</b>	<b>0</b>	<b>0</b>	<b>0.0</b>	<b>0.0</b>	<b>0</b>	<b>0</b>	<b>0</b>	<b>0</b>	<b>0</b>	<b>0</b>

**VENTRONE'S GAME-BY-GAME**

**2013 (San Francisco)**

Date	Opp	W/L	P/S	Tot	Sol	Ast	Sk	Yds	Int	Yds	PD	FF	FR	Yds
Sep 8	GB	W	1/0	0	0	0	0.0	0.0	0	0	0	0	0	0
Sep 15	at Sea	L	1/0	0	0	0	0.0	0.0	0	0	0	0	0	0
Sep 22	Ind	L	1/0	0	0	0	0.0	0.0	0	0	0	0	0	0
Sep 26	at StL	W	1/0	0	0	0	0.0	0.0	0	0	0	0	0	0
Oct 6	Hou	W	1/0	0	0	0	0.0	0.0	0	0	0	0	0	0
Oct 13	Arz	W	1/0	0	0	0	0.0	0.0	0	0	0	0	0	0
Oct 20	at Ten	W	1/0	0	0	0	0.0	0.0	0	0	0	0	0	0
Oct 27	at Jax	W	1/0	0	0	0	0.0	0.0	0	0	0	0	0	0
Nov 10	Car	L	1/0	0	0	0	0.0	0.0	0	0	0	0	0	0
Nov 17	at NO	L	1/0	0	0	0	0.0	0.0	0	0	0	0	0	0
Nov 25	at Was	W	1/0	0	0	0	0.0	0.0	0	0	0	0	0	0
Dec 1	StL	W	1/0	0	0	0	0.0	0.0	0	0	0	0	0	0
Dec 8	Sea	W	1/0	0	0	0	0.0	0.0	0	0	0	0	0	0
Dec 15	at TB	W	1/0	0	0	0	0.0	0.0	0	0	0	0	0	0
Dec 23	Atl	W	1/0	0	0	0	0.0	0.0	0	0	0	0	0	0
Dec 29	at Arz	W	1/0	0	0	0	0.0	0.0	0	0	0	0	0	0
<b>TOTALS</b>			<b>16/0</b>	<b>0</b>	<b>0</b>	<b>0</b>	<b>0.0</b>	<b>0.0</b>	<b>0</b>	<b>0</b>	<b>0</b>	<b>0</b>	<b>0</b>	<b>0</b>

**2013 Postseason (San Francisco)**

Date	Opp	W/L	P/S	Tot	Sol	Ast	Sk	Yds	Int	Yds	PD	FF	FR	Yds
Jan 5	at GB	W	1/0	0	0	0	0.0	0.0	0	0	0	0	0	0
Jan 12	at Car	W	1/0	0	0	0	0.0	0.0	0	0	0	0	0	0
Jan 19	at Sea	L	1/0	0	0	0	0.0	0.0	0	0	0	0	0	0
<b>TOTALS</b>			<b>3/0</b>	<b>0</b>	<b>0</b>	<b>0</b>	<b>0.0</b>	<b>0.0</b>	<b>0</b>	<b>0</b>	<b>0</b>	<b>0</b>	<b>0</b>	<b>0</b>



# MICHAEL WILHOITE

LB

HT 6-0

WT 240

COLLEGE WASHBURN

BORN 12.7.86 // TOPEKA, KS // HIGHLAND PARK HS, TOPEKA, KS  
3RD YEAR // ACQUIRED FA IN '11

Michael Wilhoite took advantage of his opportunities in 2013, starting two games in place of injured LB Patrick Willis, registering 19 tackles in those games. He began his professional football career with the Omaha Nighthawks of the UFL as an undrafted free agent in 2011. A short time later, the 49ers added him to the practice squad in December of 2011. Wilhoite attended training camp with the Niners in 2012, and was later signed to the team's practice squad where he spent the first 11 games of the season. He was promoted to the 49ers active roster for the final five games of 2012 and all three postseason contests. Wilhoite was the recipient of the team's Thomas Herrion Memorial Award in 2012, which is presented to a rookie or first-year player who best represents the dream of Thomas Herrion and makes the most of their opportunities.

## // TRANSACTIONS

Signed as an undrafted free agent to SF practice squad on 12/14/11... Signed to SF Reserve/Future contract on 1/24/12... Released by SF on 8/31/12... Signed to SF practice squad on 9/1/12... Signed to SF active roster from practice squad on 11/30/12.

## // AWARDS & HONORS

**2012:** Thomas Herrion Award

## // GOLDMINE

- Wilhoite took an interesting road to the NFL that began at Division II Washburn University in Topeka, KS. With two redshirt years, one due to an injury, Wilhoite spent six years developing his skills as a safety. Despite playing in the Cactus Bowl, the Division II all-star game, he did not latch on with a NFL team following his final season, in 2010. He later signed with the nearby Omaha Nighthawks of the UFL. "I had never played linebacker in my life until I got to the UFL. I used that experience as a research project. There were former first round picks on the team that I could learn what the NFL was like. The coaches had all worked in the NFL, so I made sure to pay attention to them in case I ever got a shot."
- He was the recipient of the 2012 Thomas Herrion Award. The award is presented annually to a rookie or first-year player who has taken advantage of every opportunity, turned it into a positive and made their dream come true like Thomas Herrion and is voted on by the coaches. After signing with the 49ers as an undrafted free agent from Washburn, Wilhoite made the 49ers practice squad and became a special teams captain after he was promoted to the team's active roster in December.
- A mass media major at Washburn, Wilhoite would one day like to be a sports commentator. While in school, he completed an internship at WIBW radio where he did everything from pre- and post-production to occasionally participating on air.
- He worked several part times jobs growing up, including Red Lobster. "I loved the job. I got to talk to people and I really wanted to make sure that their experience was really nice. They were spending good money, so I wanted to take care of them."

## // 2013 (SAN FRANCISCO)

- Recorded 5 tackles in his first career start at StL (9/26). Part of a defense that held the Rams offense to only 18 yds. rushing on 19 carries, the 7th-best single-game defensive rushing performance in franchise history.
- Registered a single-game career high 14 tackles vs. Hou. (10/6), and also added 1 PD.

## // 2012 (SAN FRANCISCO)

- Promoted to SF active roster on 11/30 after spending the first 12 weeks of the season on the SF practice squad.
- Made his NFL debut at StL (12/2) and tied the team lead with 2 special teams tackles.
- In just 5 games, recorded 7 special teams tackles, to rank 7th on the team.
- Tallied 4 special teams tackles in the postseason, tied for the team lead (TE Delanie Walker - 4).

## // 2011 (SAN FRANCISCO)

- Spent the remainder of the season on the 49ers practice squad after signing on 12/14/11.

## // 2011 UFL (OMAHA NIGHTHAWKS)

- Signed with the Nighthawks as an undrafted free agent and appeared in 4 games.

## // COLLEGE

Played in 44 games (35 starts) at Washburn University and recorded 211 tackles and 3 INTs. A three-year captain (2008-10), was an honorable-mention all-conference pick in 2010. As a senior, he posted 81 tackles for the Ichabods after missing the 2009 season due to a stress fracture in his right shin. In 2008, he started 11 games recording 57 total tackles en route to Honorable Mention All-MIAA honors. Started all 12 games in 2007 and recorded 58 tackles, 3 INTs, 3 PDs, 2 FRs and 1 FF. He became the first Ichabod to return an INT for a TD in a post-season game as he picked off a pass returning it 27 yds. against West Texas A&M. Played in 9 games after making the switch from free safety to outside linebacker in 2009, recording 6 stops. Sat out the season as a redshirt freshman in 2005.



**// PERSONAL**

- Graduated from Highland Park (KS) HS.
- Awarded Six-Second Competitor of the Year (2008) at Washburn for his strong work ethic.
- Following his junior year in high school, Michael decided to move to Topeka to live with his grandparents, Shirley and Orville Buchheim, so that he could play basketball at highly rated Highland Park HS for head coach Ken Darding.
- As a senior in college, helped coach a high school girls basketball team.

**// PERSONAL (CONTINUED)**

- Enjoys reading the Bible and non-fiction books.
- Had a paper route in the first grade.
- While in high school, his baseball coach, Gwynn Riffel, gave him a part-time job handling landscaping at his home. To this day, Wilhoite leans on Riffel for life advice.
- Born Michael Wilhoite (12/7/86) in Topeka, KS.
- Majored in mass media with a minor in sociology.

**WILHOITE'S CAREER STATISTICS**

YEAR	TEAM	GP	GS	TACKLES				YDS	INT	YDS	INTERCEPTIONS			FUMBLES		
				TOT	SOL	AST	SACKS				LG	TD	PD	FF	FR	YDS
2012	SF	5	0	0	0	0	0.0	0.0	0	0	–	0	0	0	0	0
2013	SF	16	2	24	14	10	0.0	0.0	0	0	–	0	1	0	0	0
<b>TOTALS</b>		<b>21</b>	<b>2</b>	<b>24</b>	<b>14</b>	<b>10</b>	<b>0.0</b>	<b>0.0</b>	<b>0</b>	<b>0</b>	<b>–</b>	<b>0</b>	<b>1</b>	<b>0</b>	<b>0</b>	<b>0</b>

**PLAYOFFS**

YEAR	TEAM	GP	GS	TACKLES				YDS	INT	YDS	INTERCEPTIONS			FUMBLES		
				TOT	SOL	AST	SACKS				LG	TD	PD	FF	FR	YDS
2012	SF	3	0	0	0	0	0.0	0.0	0	0	–	0	0	0	0	0
2013	SF	3	0	0	0	0	0.0	0.0	0	0	–	0	0	0	0	0
<b>TOTALS</b>		<b>6</b>	<b>0</b>	<b>0</b>	<b>0</b>	<b>0</b>	<b>0.0</b>	<b>0.0</b>	<b>0</b>	<b>0</b>	<b>–</b>	<b>0</b>	<b>0</b>	<b>0</b>	<b>0</b>	<b>0</b>

**Additional Statistics:**

**Special Teams Tackles:** Regular Season – 24: 2012 (7); 2013 (17); Postseason – 6: 2012 (3); 2013 (3)

**Milestones:**

**NFL Debut:** at StL (12/2/12) **First Start:** at StL (9/26/13)

**WILHOITE'S CAREER HIGHS**

**Total Tackles:** 14 vs. Hou. (10/6/13)

**Solo:** 9 vs. Hou. (10/6/13)

**Assists:** 5 vs. Hou. (10/6/13)

**Passes Defensed:** 1 vs. Hou. (10/6/13)

WILHOITE'S GAME-BY-GAME

2012														2013																
Date	Opp	W/L	P/S	Tot	Sol	Ast	Sk	Yds	Int	Yds	PD	FF	FR	Yds	Date	Opp	W/L	P/S	Tot	Sol	Ast	Sk	Yds	Int	Yds	PD	FF	FR	Yds	
Sep 9	at GB	W	-	PRACTICE SQUAD				-	-	-	-	-	-	-	Sep 8	GB	W	1/0	0	0	0	0.0	0.0	0	0	0	0	0	0	0
Sep 16	Det	W	-	PRACTICE SQUAD				-	-	-	-	-	-	-	Sep 15	at Sea	L	1/0	0	0	0	0.0	0.0	0	0	0	0	0	0	0
Sep 23	at Min	L	-	PRACTICE SQUAD				-	-	-	-	-	-	-	Sep 22	Ind	L	1/0	2	0	2	0.0	0.0	0	0	0	0	0	0	0
Sep 30	at NYJ	W	-	PRACTICE SQUAD				-	-	-	-	-	-	-	Sep 26	at StL	W	1/1	5	2	3	0.0	0.0	0	0	0	0	0	0	0
Oct 7	Buf	W	-	PRACTICE SQUAD				-	-	-	-	-	-	-	Oct 6	Hou	W	1/1	14	9	5	0.0	0.0	0	0	1	0	0	0	0
Oct 14	NYG	L	-	PRACTICE SQUAD				-	-	-	-	-	-	-	Oct 13	Arz	W	1/0	0	0	0	0.0	0.0	0	0	0	0	0	0	0
Oct 18	Sea	W	-	PRACTICE SQUAD				-	-	-	-	-	-	-	Oct 20	at Ten	W	1/0	0	0	0	0.0	0.0	0	0	0	0	0	0	0
Oct 29	at Arz	W	-	PRACTICE SQUAD				-	-	-	-	-	-	-	Oct 27	at Jax	W	1/0	0	0	0	0.0	0.0	0	0	0	0	0	0	0
Nov 11	StL	T	-	PRACTICE SQUAD				-	-	-	-	-	-	-	Nov 10	Car	L	1/0	0	0	0	0.0	0.0	0	0	0	0	0	0	0
Nov 19	Chi	W	-	PRACTICE SQUAD				-	-	-	-	-	-	-	Nov 17	at NO	L	1/0	0	0	0	0.0	0.0	0	0	0	0	0	0	0
Nov 25	at NO	W	-	PRACTICE SQUAD				-	-	-	-	-	-	-	Nov 25	at Was	W	1/0	0	0	0	0.0	0.0	0	0	0	0	0	0	0
<b>PROMOTED TO ACTIVE ROSTER ON 11/30</b>														Dec 1	StL	W	1/0	3	3	0	0.0	0.0	0	0	0	0	0	0		
Dec 2	at StL	L	1/0	0	0	0	0.0	0.0	0	0	0	0	0	0	Dec 8	Sea	W	1/0	0	0	0	0.0	0.0	0	0	0	0	0		
Dec 9	Mia	W	1/0	0	0	0	0.0	0.0	0	0	0	0	0	0	Dec 15	at TB	W	1/0	0	0	0	0.0	0.0	0	0	0	0	0		
Dec 16	at NE	W	1/0	0	0	0	0.0	0.0	0	0	0	0	0	0	Dec 23	Atl	W	1/0	0	0	0	0.0	0.0	0	0	0	0	0		
Dec 23	at Sea	L	1/0	0	0	0	0.0	0.0	0	0	0	0	0	0	Dec 29	at Arz	W	1/0	0	0	0	0.0	0.0	0	0	0	0	0		
Dec 30	Arz	W	1/0	0	0	0	0.0	0.0	0	0	0	0	0	0	<b>TOTALS</b>			<b>16/2</b>	<b>24</b>	<b>14</b>	<b>10</b>	<b>0.0</b>	<b>0.0</b>	<b>0</b>	<b>0</b>	<b>1</b>	<b>0</b>	<b>0</b>	<b>0</b>	
<b>TOTALS</b>			<b>5/0</b>	<b>0</b>	<b>0</b>	<b>0</b>	<b>0.0</b>	<b>0.0</b>	<b>0</b>	<b>0</b>	<b>0</b>	<b>0</b>	<b>0</b>	<b>0</b>																
2012 Postseason														2013 Postseason																
Date	Opp	W/L	P/S	Tot	Sol	Ast	Sk	Yds	Int	Yds	PD	FF	FR	Yds	Date	Opp	W/L	P/S	Tot	Sol	Ast	Sk	Yds	Int	Yds	PD	FF	FR	Yds	
Jan 12	GB	W	1/0	0	0	0	0.0	0.0	0	0	0	0	0	0	Jan 5	at GB	W	1/0	0	0	0	0.0	0.0	0	0	0	0	0	0	
Jan 20	at Atl	W	1/0	0	0	0	0.0	0.0	0	0	0	0	0	0	Jan 12	at Car	W	1/0	0	0	0	0.0	0.0	0	0	0	0	0	0	
Feb 3	Bal	L	1/0	0	0	0	0.0	0.0	0	0	0	0	0	0	Jan 19	at Sea	L	1/0	0	0	0	0.0	0.0	0	0	0	0	0	0	
<b>TOTALS</b>			<b>3/0</b>	<b>0</b>	<b>0</b>	<b>0</b>	<b>0.0</b>	<b>0.0</b>	<b>0</b>	<b>0</b>	<b>0</b>	<b>0</b>	<b>0</b>	<b>0</b>	<b>TOTALS</b>			<b>3/0</b>	<b>0</b>	<b>0</b>	<b>0</b>	<b>0.0</b>	<b>0.0</b>	<b>0</b>	<b>0</b>	<b>0</b>	<b>0</b>	<b>0</b>	<b>0</b>	



# IAN WILLIAMS

DT

HT 6-1

WT 305

COLLEGE NOTRE DAME

BORN 8.31.89 // ALTAMONTE SPRINGS, FL // LYMAN HS, LONGWOOD, FL  
4TH YEAR // ACQUIRED FA IN '11

Ian Williams has continued to grow and develop since signing with the 49ers as an undrafted free agent out of Notre Dame in 2011. After beginning 2013 as the 49ers starting nose tackle, his season was prematurely ended by a broken ankle suffered in Week 2. The team rewarded Williams with a two-year contract extension on March 7, 2013, keeping him in the red and gold through 2015. While at Notre Dame, former 49er Bryant Young coached Williams during his junior year and still talks to Young regularly, seeking his advice.

## // TRANSACTIONS

Originally signed as an undrafted free agent with SF on 7/27/11... Signed a two-year contract extension with SF on 3/11/13...Placed on the Injured Reserve List on 9/17/13.

## // GOLDMINE

- Ian learned that one of the most important things you have to learn when entering the NFL is time management, and attributes much of the early lessons he's learned to the older veteran players. "Just seeing the older players has helped me. You'd think once you've been in the L=league for a few years, guys start to relax, but that's not the case here, especially with Justin Smith. Those are the guys who I'm around every day, Justin and Ray McDonald. Those guys are going hard every single day. They're coming in and doing extra stuff all the time."
- Ian values having relationships with people who have played in the league. Former 49er Bryant Young coached Ian during his junior year at Notre Dame. "Just to have him as a reference and to be able to talk to him about stuff is huge, especially since he was out here for so long. He's like a legend and is going to be a Hall-of-Famer. It's great to have somebody like that who you're able to talk to and just run things by him."

## // 2013

- Made his first career start at Sea. (9/15), suffering a season-ending ankle injury, and was subsequently placed on Injured Reserve on 9/17.

## // 2012

- Appeared in 3 games and tallied 6 tackles.

## // 2011

- Made his NFL debut vs. TB (10/9) and recorded 1 tackle.

## // COLLEGE

Played in 45 games (25 starts) for the Irish, registering 161 tackles, 1.5 sacks, 2 INTs, 13 TFLs and 3 PDs. As a senior, started all 8 games he appeared in, notching 37 tackles, 1.5 sacks, 1 INT, 3.5 TFLs and 1 PD. In 2009, played in 12 games (8 starts) and recorded 39 tackles, 1 INT, 6 TFLs and 1 PD. Played in 13 games (7 starts) as a sophomore and tallied 40 tackles, 2 TFLs and 1 PD. In 2007, named Second-Team Freshman All-American by The NFL Draft Report after registering 45 tackles and 1.5 TFLs in 12 games (2 starts).

## // PERSONAL

- Attended Lyman (Longwood, FL) HS and was named first-team all-state as an offensive lineman by the Florida Sports Writers Association.
- Also named First-Team All-Central Florida as a defensive lineman by *The Orlando Sentinel*.
- Born Ian Williams (8/31/89) in Altamonte Springs, FL.
- Enrolled in College of Arts and Letters and majored in film, television and theatre.

## // INJURY REPORT

- 2013:** Suffered a season-ending ankle injury at Sea. (9/15) and was placed on the Injured Reserve List on 9/17.

WILLIAMS' CAREER STATISTICS

YEAR	TEAM	GP	GS	TACKLES					INTERCEPTIONS					FUMBLES			
				TOT	SOL	AST	SACKS	YDS	INT	YDS	LG	TD	PD	FF	FR	YDS	
2011	SF	1	0	1	0	1	0.0	0.0	0	0	-	0	0	0	0	0	0
2012	SF	3	0	6	3	3	0.0	0.0	0	0	-	0	0	0	0	0	
2013	SF	2	1	4	2	2	0.0	0.0	0	0	-	0	0	0	0	0	
<b>TOTALS</b>		<b>6</b>	<b>1</b>	<b>11</b>	<b>5</b>	<b>6</b>	<b>0.0</b>	<b>0.0</b>	<b>0</b>	<b>0</b>	<b>-</b>	<b>0</b>	<b>0</b>	<b>0</b>	<b>0</b>	<b>0</b>	

PLAYOFFS

YEAR	TEAM	GP	GS	TACKLES					INTERCEPTIONS					FUMBLES		
				TOT	SOL	AST	SACKS	YDS	INT	YDS	LG	TD	PD	FF	FR	YDS
2011	SF	0	0	0	0	0	0.0	0.0	0	0	-	0	0	0	0	0
2012	SF	0	0	0	0	0	0.0	0.0	0	0	-	0	0	0	0	0
2013	SF	-	-	-	-	INJURED RESERVE (ANKLE)										
<b>TOTALS</b>		<b>0</b>	<b>0</b>	<b>0</b>	<b>0</b>	<b>0</b>	<b>0.0</b>	<b>0.0</b>	<b>0</b>	<b>0</b>	<b>-</b>	<b>0</b>	<b>0</b>	<b>0</b>	<b>0</b>	<b>0</b>

Milestones:

NFL Debut: vs. TB (10/9/11); First Start: at Sea. (9/15/13)

WILLIAMS' CAREER HIGHS

Total Tackles: 4 vs. Arz. (12/30/12)

Assists: 2 at Sea. (12/23/12)

Solo: 3 vs. Arz. (12/30/12)

WILLIAMS' GAME-BY-GAME

2011													2012																							
Date	Opp	W/L	P/S	Tot	Sol	Ast	Sk	Yds	Int	Yds	PD	FF	FR	Yds	Date	Opp	W/L	P/S	Tot	Sol	Ast	Sk	Yds	Int	Yds	PD	FF	FR	Yds							
Sep 11	Sea	W	-	-	INACTIVE									-	-	-	-	-	-	-	-	-	-	-	-	-	-	-	-	-	-					
Sep 18	Dal	L	-	-	INACTIVE									-	-	-	-	-	-	-	-	-	-	-	-	-	-	-	-	-	-	-				
Sep 25	at Cin	W	-	-	INACTIVE									-	-	-	-	-	-	-	-	-	-	-	-	-	-	-	-	-	-	-				
Oct 2	at Phi	W	-	-	INACTIVE									-	-	-	-	-	-	-	-	-	-	-	-	-	-	-	-	-	-	-				
Oct 9	TB	W	1/0	1	0	1	0.0	0.0	0	0	0	0	0	0	Oct 7	Buf	W	-	-	INACTIVE									-	-	-	-	-	-	-	-
Oct 16	at Det	W	-	-	INACTIVE									-	-	-	-	-	-	-	-	-	-	-	-	-	-	-	-	-	-					
Oct 30	Cle	W	-	-	INACTIVE									-	-	-	-	-	-	-	-	-	-	-	-	-	-	-	-	-	-	-				
Nov 6	at Was	W	-	-	DID NOT PLAY									-	-	-	-	-	-	-	-	-	-	-	-	-	-	-	-	-	-	-				
Nov 13	NYG	W	-	-	INACTIVE									-	-	-	-	-	-	-	-	-	-	-	-	-	-	-	-	-	-	-				
Nov 20	Arz	W	-	-	INACTIVE									-	-	-	-	-	-	-	-	-	-	-	-	-	-	-	-	-	-	-				
Nov 24	at Bal	L	-	-	INACTIVE									-	-	-	-	-	-	-	-	-	-	-	-	-	-	-	-	-	-	-				
Dec 4	StL	W	-	-	INACTIVE									-	-	-	-	-	-	-	-	-	-	-	-	-	-	-	-	-	-	-				
Dec 11	at Arz	L	-	-	INACTIVE									-	-	-	-	-	-	-	-	-	-	-	-	-	-	-	-	-	-	-				
Dec 19	Pit	W	-	-	INACTIVE									-	-	-	-	-	-	-	-	-	-	-	-	-	-	-	-	-	-	-				
Dec 24	at Sea	W	-	-	INACTIVE									-	-	-	-	-	-	-	-	-	-	-	-	-	-	-	-	-	-	-				
Jan 1	at StL	W	-	-	INACTIVE									-	-	-	-	-	-	-	-	-	-	-	-	-	-	-	-	-	-	-				
<b>TOTALS</b>			<b>1/0</b>	<b>1</b>	<b>0</b>	<b>1</b>	<b>0.0</b>	<b>0.0</b>	<b>0</b>	<b>0</b>	<b>0</b>	<b>0</b>	<b>0</b>	<b>0</b>	<b>TOTALS</b>			<b>3/0</b>	<b>6</b>	<b>3</b>	<b>3</b>	<b>0</b>	<b>0</b>	<b>0</b>	<b>0</b>	<b>0</b>	<b>0</b>	<b>0</b>	<b>0</b>							

2011 Postseason

Date	Opp	W/L	P/S	Tot	Sol	Ast	Sk	Yds	Int	Yds	PD	FF	FR	Yds			
Jan 14	NO	W	-	-	INACTIVE									-	-	-	-
Jan 22	NYG	L	-	-	INACTIVE									-	-	-	-
<b>TOTALS</b>			<b>0/0</b>	<b>0</b>	<b>0</b>	<b>0</b>	<b>0.0</b>	<b>0.0</b>	<b>0</b>	<b>0</b>	<b>0</b>	<b>0</b>	<b>0</b>	<b>0</b>			

2012 Postseason

Date	Opp	W/L	P/S	Tot	Sol	Ast	Sk	Yds	Int	Yds	PD	FF	FR	Yds			
Jan 12	GB	W	-	-	INACTIVE									-	-	-	-
Jan 20	at Atl	W	-	-	INACTIVE									-	-	-	-
Feb 3	Bal	L	-	-	INACTIVE									-	-	-	-
<b>TOTALS</b>			<b>0/0</b>	<b>0</b>	<b>0</b>	<b>0</b>	<b>0.0</b>	<b>0.0</b>	<b>0</b>	<b>0</b>	<b>0</b>	<b>0</b>	<b>0</b>	<b>0</b>			

2013

Date	Opp	W/L	P/S	Tot	Sol	Ast	Sk	Yds	Int	Yds	PD	FF	FR	Yds
Sep 8	GB	W	1/0	3	2	1	0.0	0.0	0	0	0	0	0	0
Sep 15	at Sea	L	1/1	1	0	1	0.0	0.0	0	0	0	0	0	0
PLACED ON INJURED RESERVE ON 9/17														
<b>TOTALS</b>			<b>2/1</b>	<b>4</b>	<b>2</b>	<b>2</b>	<b>0.0</b>	<b>0.0</b>	<b>0</b>	<b>0</b>	<b>0</b>	<b>0</b>	<b>0</b>	<b>0</b>



# PATRICK WILLIS

**LB**
**HT 6-1**
**WT 240**
**COLLEGE MISSISSIPPI**
**BORN 1.25.85 // BRUCETON, TN // CENTRAL HS, BRUCETON, TN  
8TH YEAR // ACQUIRED D-1 IN '07**

Arguably the greatest linebacker in the game today, Patrick Willis' sheer athleticism and knack for getting to the football make him an annual candidate for NFL Defensive Player of the Year. His superman-like performances week-in and week-out have contributed to the six-time All-Pro leading the NFL in tackles on multiple occasions. As the 11th overall selection in the 2007 NFL Draft, Willis made an immediate impact as a rookie, earning First-Team All-Pro, Pro Bowl and NFL Defensive Rookie of the Year honors. He has continued to build a resume that is destined for Canton. Not only has Willis been named All-Pro six times, but he has also earned Pro Bowl recognition every year, becoming the only 49er to earn Pro Bowl honors in each of their first seven seasons, and just the seventh player since the merger in 1970, to accomplish that feat. A team captain in 2013, he ranked 2nd on the team in tackles (147) and finished the season with 3.0 sacks, two forced fumbles and three passes defended. The leader of the 49ers defense was rewarded with a five-year contract extension that will keep him in the Bay Area through 2016.

## // AWARDS & HONORS

- 2007:** AP First-Team All-Pro, NFC Pro Bowl, AP Rookie Defensive Player of the Year, PFW/PFWA All-NFL Team, PFW/PFWA Defensive Rookie of the Year, PFW/PFWA All-Rookie Team, NFL Alumni Linebacker of the Year, NFL Defensive Rookie of the Month (October and December), GMC Defensive Player of the Week (Weeks 12 and 16), Diet Pepsi Rookie of the Week (Weeks 1, 2 and 12), Bill Walsh Award (co-recipient with Nate Clements)
- 2008:** NFC Pro Bowl, AP Second-team All-Pro
- 2009:** AP First-Team All-Pro, NFC Pro Bowl, *The Sporting News* - All-Pro Defense, PFW/PFWA All-NFL Team, 2009 NFL Alumni Linebacker of the Year, Bill Walsh Award, NFL Butkus Award
- 2010:** AP First-Team All-Pro, NFC Pro Bowl, 2010 NFL Alumni Linebacker of the Year
- 2011:** AP First-Team All-Pro, First-Team All-Pro selection by PFW/PFWA, All-Pro Team by *The Sporting News*, NFC Pro Bowl, USA Football All-Fundamentals Team, NFC Defensive Player of the Week (Week 5)
- 2012:** AP First-Team All-Pro, First Team All-Pro Selection by PFW/PFWA, NFC Pro Bowl selection (Starter), NFC Defensive Player of the Week (Week 4)
- 2013:** NFC Pro Bowl



## // TRANSACTIONS

Originally the first of two 1st-round (11th pick overall) draft choices by SF in 2007... Signed a five-year contract through 2016 on 5/4/10.

## // GOLDMINE

- Willis and his siblings were separated from his biological father when he was 16. He moved in with his guardians, the Finleys, who were in their 20's when they took in Patrick and his three other siblings. Chris Finley was a math teacher and Patrick's basketball coach in high school. Julie Finley taught 5th grade. He refers to Chris and Julie as mom and dad.
- Willis believes several of the jobs he held as a youth have made him into the hard-working person he is today. At the ripe age of 10, Patrick worked in a cotton field to help financially support his family. "My grandmother got me a job chopping cotton. I got \$110 a week for chopping the weeds around the cotton so it could grow." Patrick's next job was in masonry, where he would mix mortar for the building of structures. He then worked alongside his father, who was a logger. "I would use a chainsaw and cut the limbs off. It was a pretty crazy job, I would get cut up all over." When Willis was a sophomore and junior in high school, he would perform general maintenance around the school, which included waxing all the floors on the property.
- Willis was a standout basketball player at Central High School, where he averaged close to 20 points and 10 rebounds per game throughout his career. An all-district, all-region and All-West Tennessee selection, Willis played every position on the court and was named the district's Most Valuable Player. It wasn't on the blacktop where he crafted his game, but rather on the dirt in front of his house. At the age of 7, Willis, his brother and his dad constructed a basketball hoop from cedar planks. For the next 10 years, one could often find Willis and his family playing toe-to-toe on that very same hoop. "That's what kept me busy. We didn't have sport clubs, malls or movie theatres nearby. All we had was each other."
- Competition is what has driven Willis throughout his life. "I love to compete, no matter what sport it is. Basketball, baseball, football, golf, bowling, fishing, whatever. Basketball was my first love. I played everything, guard, forward, center. In baseball, I played everything too, except for catcher." Willis set the record for most home runs in his Little League. He started playing golf with his dad, Chris Finley, when he was 16. "Even though I'm not too good, I love to compete."
- One of Willis' biggest influences growing up was his uncle, Arthur Joe Willis, who was a professional light-heavyweight boxer from 1989-2000, and competed in 33 pro fights. Willis looked up to his uncle because he was able to make a name for himself as a successful boxer. Arthur matched up against James "Lights Out" Toney in 1990, and Toney later went on to beat former heavyweight champion Evander Holyfield in 2003.

**// GOLDMINE (CONTINUED)**

- Since moving to the Bay Area, Willis has been able to purchase a house of his own. "Buying my house in the Bay Area was awesome, truly a blessing. To grow up in a house like I grew up in and then now to have my real, own house that I can call home feels amazing. I'm truly grateful." Having his own house has served as a great place for his family to come and visit. Pat, being the leader he is both on the field and off, also uses his house to host team get-togethers to bring the guys closer together. "I think having get-togethers at my house, hanging out with teammates and getting to know them off-the-field is big. At the end of the day, one or two guys don't win as a team, three guys don't win as a team, the whole group does. And I think we've built a camaraderie hanging out like we did last year, having get-togethers, just bonding time because it's like family."
- Willis has a variety of tattoos, with each carrying its own special meaning. One of his most inspirational tattoos is the word 'Believe' on his forearm. "When a person says 'I think,' I feel that leaves room for doubt. If I want to do something, I want to 'believe' I can do it, not just think." Willis has three tear drop tattoos, which signify three significant people that have passed away in his life - his grandfather, uncle and brother.
- Tragedy struck Willis' family right before his senior year at Ole Miss. His brother, Detris, drowned in a swimming hole when he was just 17 years old. Detris was a talented FB/LB who was heading into his senior year at Central High School and was a Division I-A prospect. In memory of his late brother, Willis had the Superman shield tattooed on his chest. "We both loved Superman growing up. We were strong no matter what, but also had our weaknesses." Below Willis' Superman tattoo reads, "My brother shall rise again." "I believe someday when my time on earth is over, I'll see him again."
- In 2007 and 2009, Willis was named the recipient of the 49ers Bill Walsh Award. The Bill Walsh Award is voted on by the coaches and awarded to the 49ers team MVP. He is 1 of 3 players in franchise history to win the award twice (RB Frank Gore, DT Justin Smith).

**// CAREER HIGHLIGHTS**

- Became the first player in franchise history to be selected as an All-Pro in each of his first six seasons (First-Team - 2007, 2009-12; Second-Team - 2008).
- A seven-time Pro Bowl selection, Willis was the only rookie to earn All-Pro honors in 2007, as he was named the AP Defensive Rookie of the Year. He became the first 49ers defensive rookie to make the Pro Bowl and First-Team All-Pro since CB Ronnie Lott in 1981. He joined CB Bruce Taylor (1970), DT Dana Stubblefield (1993) and DT Bryant Young (1994) as 49ers who have won the Defensive Rookie of the Year award.
- Is one of just 7 players since the merger in 1970 to be selected to the Pro Bowl in each of their first 7 seasons and just the second active player (Cle. T Joe Thomas).
- Became the first 49er since S Ronnie Lott to be selected to the Pro Bowl in each of his first four seasons. Willis has since become the first player in franchise history to be selected to the Pro Bowl in each of his first seven seasons.
- Is 1 of just 3 players with at least 20.0 sacks and 7 INTs since 2007.
- Was named Defensive Rookie of the Month for October 2007 after totaling 43 tackles, and for December after amassing 53 stops, 3.0 sacks, 1 FF and 1 PD.

**// CAREER HIGHLIGHTS (CONTINUED)**

- In 106 starts, Willis has tallied 10-or-more tackles in 68 games and 20-or-more stops in 5 contests.
- Was one of three NFL rookies (49ers T Joe Staley and Browns T Joe Thomas) in 2007 to line up for every single snap.
- According to statistics compiled by Elias Sports Bureau, his 174 total tackles in 2007 led the NFL by more than 30 tackles, his 141 stops in 2008 ranked 2nd (behind Browns D'Qwell Jackson's 154 tackles) and his 152 tackles in 2009 ranked 1st. Finished with 128 tackles in 2010, ranking 9th in the NFL.

**// 2013**

- Tallied his 2nd FF of the season, stripping the ball from TE Mercedes Lewis at Jax. (10/27). The fumble was picked up by LB Dan Skuta and returned 47-yds. for a TD.
- Tied his single-game career high with 22 tackles vs. Atl. (12/23).
- Recorded his 1st career postseason INT, picking off QB Cam Newton at Car. (1/12/14 - NFC-D). The takeaway led to a 33-yd. FG by K Phil Dawson.

**// 2012**

- Tallied 14 tackles at Min. (9/23) and 1 FR.
- Earned NFC Defensive Player of the Week honors as he registered his 6th career INT and first of the season at NYJ (9/30) after DT Ray McDonald tipped the pass at the line of scrimmage.
- Forced a fumble vs. Buf. (10/7), taking the ball away from TE Scott Chandler that was recovered by S Dashon Goldson. The takeaway led to a 28-yd. TD recept. by WR Michael Crabtree 1 play later.
- Willis and the 49ers defense held Arz. (10/29) to just 7 yds. rushing, tying the fewest rushing yds. the 49ers have allowed in a single game in franchise history [7 at NO (10/1/72)], and the lowest rushing output allowed in any game during the entire 2012 NFL season. Willis led the team with 12 tackles.
- Recorded 13 tackles vs. StL (11/11), reaching 100 tackles for the 6th straight season to begin his career.
- Led the team in tackles at NE (12/16) with 14 (9 solo, 5 assists) and surpassed 1,000 career tackles.
- Brought down QB Aaron Rodgers vs. GB (1/12/13 - NFC-D) for his 2nd career postseason sack.

**// 2011**

- Tied for team lead with 10 tackles to go along with a FR and PD vs. Sea. (9/11).
- Led the team with 14 tackles vs. Dal. (9/18), while also forcing a fumble.
- Named NFC Defensive Player of the Week for games played Oct. 9-10 (Week 5) by the NFL. Led the team with 18 tackles and recovered his second fumble of the season vs. TB (10/9), which resulted in a TE Vernon Davis 14-yd. TD recept. It also marked the first time Willis registered multiple FRs in a season.
- Tied a career high recording 3 PDs at Det. (10/16), including 8 total tackles.
- Recorded a sack on QB Colt McCoy vs. Cle. (10/30) in the 4th qtr. for his first sack of the season.
- Led the team with 13 tackles, 2 FFs and 1 PD at Was. (11/6). His first FF was recovered by S Donte Whitner in the 2nd qtr., which resulted in a TD on the ensuing play. Willis recorded his second FF of the game in the 4th qtr., marking his second career game with 2 FFs (vs. Atl. 10/11/09).
- Registered his 2nd sack of the season and 17th of his career after bringing down Giants QB Eli Manning for a 9-yd. loss in the 3rd qtr. vs. NYG (11/13).
- Notched his first INT of the season and 5th of his career after picking off Cardinals QB John Skelton in the 1st qtr. vs. Arz. (11/20). He also registered 3 PDs and his 4th FF of the season after stripping Cardinals RB Beanie Wells in the 1st qtr.
- Recovered a loose ball on the Saints first drive of the game vs. NO (1/14/12 - NFC-D), after S Donte Whitner forced a RB Pierre Thomas fumble on the 49ers 2-yd. line. Finished the day with 10 tackles.

**// 2010**

- Earned Pro Bowl honors for the fourth consecutive season and First-Team All-Pro for the third time in his career after leading the team with 153 tackles.
- Set a career high and ranked 2nd on the team with 6.0 sacks on the season. His 6.0 sacks ranked t-1st among NFL ILBs (Pit. James Farrior and SD Kevin Burnett).
- Registered 2.0 sacks vs. TB (11/21), marking his 3rd career multi-sack game and the first since 10/4/09 vs. StL (2.5 sacks).
- Registered a sack in 3 consecutive games [1.0 vs. StL (11/14), 2.0 vs. TB (11/21), 1.0 at Arz. (11/29)], the longest streak of his career.
- Registered his 6th sack of the season as he brought down QB Sam Bradford at StL (12/26) and clubbed the ball loose to register his 2nd FF of the season and 8th of his career. Was wearing a cast on his hand after breaking it vs. Sea. (12/12).

**// 2009**

- Earned Pro Bowl honors for the third consecutive season and First-Team All-Pro honors for the second time in his career after leading the team in tackles (173) and TFLs (13). According to statistics compiled by the Elias Sports Bureau, he led the NFL in stops (152), marking the second time in his career he had accomplished this feat (2007 - 174 tackles).
- Ranked t-2nd in the NFL among linebackers with 3 INTs.
- Posted a career-high 4.0 sacks.
- Registered his 2nd career INT at Arz. (9/13). Also had 14 tackles to go along with 2 TFLs and a PD.
- Recorded 2nd career INT return for a TD, returning a QB Kyle Boller pass 23 yds. for a score, while posting a career-high 2.5 sacks to go along with 11 tackles vs. StL (10/4). He became the first player in franchise history, and just the third player in the NFL since the sack became an official statistic in 1982, to tally at least 2.5 sacks and an INT return for a TD in the same game.
- Posted 13 tackles and 2 FFs vs. Atl. (10/11), marking the first time a 49ers player forced 2 fumbles in a game since 1998.
- Sacked QB Kurt Warner and registered a FF vs. Arz. (12/14).
- Registered an INT, 12 tackles and a PD vs. Det. (12/27).

**// 2008**

- Led the team with 185 tackles as he earned Pro Bowl honors for second consecutive season. Was also selection Second-Team All-Pro.
- At Sea. (9/14), recorded first career INT, returning a QB Matt Hasselbeck pass for an 86-yd. TD, which, at the time, was the longest INT return by a 49ers LB in team history.
- Posted 13 tackles, 2 PDs, and 1 FR at NO (9/28). His FR occurred at the 49ers 3-yd. line to prevent a Saints score.
- Tallied 4th career 20-plus tackle game after finishing with a franchise-record 22 stops vs. NE (10/6), which also included a sack.
- Tallied 16 tackles, which included 2 key stops on Rams final drive to preserve the 17-16 come-from-behind victory at StL (12/24).

**// 2007**

- Earned a starting role in training camp and totaled 226 tackles, 4 sacks, 2 FFs, 1 FR and 5 PDs. Received numerous accolades, including Defensive Rookie of the Year, All-Pro and Pro Bowl honors.
- Led defense with 15 tackles to go along with 1 FF in season-opener vs. Arz. (9/10) and was named Diet Pepsi Rookie of the Week.
- Recorded 21 tackles to go along with a half sack at Arz. (11/25). In a defining moment, ran down WR Sean Morey from behind in OT to prevent him from scoring the game-winning TD after a 62-yd. gain. Was named the GMC Defensive POW and the Diet Pepsi Rookie of the Week for his efforts.
- Posted 20 tackles at Car. (12/2), marking the second consecutive game in which he tallied 20 tackles-or-more.
- Registered 10 tackles and 1 FR vs. Min. (12/9), helping the defense hold the NFL's then-leading rusher RB Adrian Peterson to 3 yds. on 14 carries.
- Totaled 20 tackles, 2.0 sacks, 1 FF and 1 PD vs. TB (12/23), and was named GMC Defensive POW. It marked his first career multi-sack game.
- Closed out the season at Cle. (12/30) with 16 tackles and 1 sack.

// COLLEGE

Saw action in 45 games (22 starts), totaling 355 tackles, 11.0 sacks, 5 FFs and 1 INT during career at Mississippi. Became first Ole Miss player to lead SEC in tackles (128 in 2005 and 137 in 2006) since Abdul Jackson posted 139 in 1994. His 137 tackles ranked 7th on school's season-record list. Named Butkus Award winner in 2006, becoming first player in school history to earn award. Named First-Team All-SEC and SEC Defensive POY by Associated Press and league's coaches as a senior after starting 12 games and posting 137 tackles, 3.0 sacks, 2 FFs, 1 FR and 7 PDs. Tallied at least 10 tackles in 11 contests. Earned South Team Defensive MVP honors at 2007 Senior Bowl, leading all players with 11 stops to go along with 1 FF. Named First-Team All-SEC as a junior, leading team with 128 tackles to go along with 3.0 sacks, 1 INT and 4 PDs.

// PERSONAL

- Attended Central (Bruceton, TN) HS, where he earned Class "A" Mr. Football honors and was a two-time all-state selection, helping lead team to 2001 and 2002 Regional Championship and State Quarterfinals.
- Totaled 494 tackles, 23 sacks and 13 INTs (6 returned for TDs) on defense, while tallying 276 carries for 2,486 yds. with 39 TDs and 51 catches for 946 yds. with 17 TDs on offense.
- Also earned 4 letters in basketball and 3 in baseball, garnering all-district honors in each sport.
- Brother, Orey, recently received his welding degree.
- Sister, Ernicka, transferred to Lane College from Jackson State. She was on the basketball team at Jackson State, and played on the softball team at Lane College.
- Born Patrick L. Willis (1/25/85) in Bruceton, TN.
- Graduated with a degree in criminal justice. He finished his degree while training for the NFL Draft. "I was determined to graduate."

// INJURY REPORT

- 2010:** Inactive for the first time in his career vs. Arz. (1/2/11) with a broken hand suffered vs. Sea. (12/12).
- 2011:** Inactive (hamstring) at Arz. (12/11), vs. Pit. (12/19), at Sea. (12/24) and at StL (1/1/12).
- 2013:** Inactive for two games [at StL (9/26) and vs. Hou. (10/6)] with a groin injury.

WILLIS' CAREER STATISTICS

YEAR	TEAM	GP	GS	TACKLES					INTERCEPTIONS					FUMBLES		
				TOT	SOL	AST	SACKS	YDS	INT	YDS	LG	TD	PD	FF	FR	YDS
2007	SF	16	16	226	143	83	4.0	9.0	0	0	–	0	5	2	1	0
2008	SF	16	16	185	126	59	1.0	5.0	1	86	86t	1	10	1	1	0
2009	SF	16	16	173	121	52	4.0	22.0	3	33	23t	1	8	3	0	0
2010	SF	15	15	153	104	49	6.0	46.0	0	0	–	0	5	2	0	0
2011	SF	13	13	121	60	61	2.0	12.0	1	10	10	0	12	4	2	0
2012	SF	16	16	171	91	80	0.5	4.5	2	2	2	0	9	2	1	3
2013	SF	14	14	147	92	55	3.0	32.0	0	0	–	0	1	2	0	0
<b>TOTALS</b>		<b>106</b>	<b>106</b>	<b>1,176</b>	<b>737</b>	<b>439</b>	<b>20.5</b>	<b>130.5</b>	<b>7</b>	<b>131</b>	<b>86t</b>	<b>2</b>	<b>50</b>	<b>16</b>	<b>5</b>	<b>3</b>

PLAYOFFS

YEAR	TEAM	GP	GS	TACKLES					INTERCEPTIONS					FUMBLES		
				TOT	SOL	AST	SACKS	YDS	INT	YDS	LG	TD	PD	FF	FR	YDS
2011	SF	2	2	21	14	7	1.0	11.0	0	0	–	0	1	0	1	0
2012	SF	3	3	27	24	3	1.0	9.0	0	0	–	0	0	0	0	0
2013	SF	3	3	36	19	17	0.0	0.0	1	–1	–1	0	1	0	0	0
<b>TOTALS</b>		<b>8</b>	<b>8</b>	<b>84</b>	<b>57</b>	<b>27</b>	<b>2.0</b>	<b>20.0</b>	<b>1</b>	<b>–1</b>	<b>–1</b>	<b>0</b>	<b>2</b>	<b>0</b>	<b>1</b>	<b>0</b>

Milestones:

**NFL Debut:** vs. Arz. (9/10/07); **First Start:** vs. Arz. (9/10/07); **100th Start:** at NO (11/17/13); **First Sack:** at Atl. (11/4/07 – QB Matt Ryan); **First INT:** at Sea. (9/14/08 – QB Matt Hasselbeck); **First INT Returned for a TD:** at Sea. (9/14/08 – QB Matt Hasselbeck); **First FF:** vs. Arz. (9/10/07 – RB Edgerrin James); **First FR:** vs. Min. (12/9/07 – WR Aundrae Allison); **1,000 Tackles:** at NE (12/16/12)

WILLIS' CAREER HIGHS

**Total Tackles:** Regular Season – 22 (2 times) Last vs. Atl. (12/23/13); Postseason – 13 at GB (1/5/14)

**Solo:** Regular Season – 16 vs. Atl. (12/23/13); Postseason – 10 at Atl. (1/20/13)

**Assists:** Regular Season – 9 (2 times) Last at Sea. (12/23/12); Postseason – 7 at GB (1/5/14)

**Sacks:** 2.5 vs. StL (10/4/09)

**Passes Defensed:** 3 (3 times) Last vs. Arz. (11/20/11)

**Interceptions:** 1 (6 times) Last at NYJ (9/30/12); Postseason – 1 at Car. (1/12/14)

**Interception Yards:** 86 at Sea. (9/14/08)

**Interception Return Long:** 86t at Sea. (9/14/08)

**Forced Fumbles:** 2 (2 times) Last at Was. (11/6/11)

**Fumble Recoveries:** Regular Season – 1 (5 times) Last at Min. (9/23/12); Postseason – 1 vs. NO (1/14/12)



## WILLIS' GAME-BY-GAME

2007													2010																
Date	Opp	W/L	P/S	Tot	Sol	Ast	Sk	Yds	Int	Yds	PD	FF	FR	Yds	Date	Opp	W/L	P/S	Tot	Sol	Ast	Sk	Yds	Int	Yds	PD	FF	FR	Yds
Sep 10	Arz	W	1/1	15	10	5	0.0	0.0	0	0	0	1	0	0	Sep 12	at Sea	L	1/1	11	9	2	0.0	0.0	0	0	0	0	0	0
Sep 16	at StL	W	1/1	10	6	4	0.0	0.0	0	0	1	0	0	0	Sep 20	NO	L	1/1	10	7	3	1.0	10.0	0	0	0	0	0	0
Sep 23	at Pit	L	1/1	10	6	4	0.0	0.0	0	0	1	0	0	0	Sep 26	at KC	L	1/1	9	7	2	0.0	0.0	0	0	0	0	0	0
Sep 30	Sea	L	1/1	16	9	7	0.0	0.0	0	0	0	0	0	0	Oct 3	at Atl	L	1/1	8	4	4	0.0	0.0	0	0	0	0	0	0
Oct 7	Bal	L	1/1	16	10	6	0.0	0.0	0	0	0	0	0	0	Oct 10	Phi	L	1/1	9	6	3	0.0	0.0	0	0	1	0	0	0
Oct 21	at NYG	L	1/1	15	9	6	0.0	0.0	0	0	0	0	0	0	Oct 17	Oak	W	1/1	8	4	4	0.0	0.0	0	0	1	0	0	0
Oct 28	NO	L	1/1	12	8	4	0.0	0.0	0	0	0	0	0	0	Oct 24	at Car	L	1/1	11	8	3	0.0	0.0	0	0	0	0	0	0
Nov 4	at Atl	L	1/1	15	9	6	0.5	3.5	0	0	0	0	0	0	Oct 31	Den	W	1/1	11	8	3	0.0	0.0	0	0	1	0	0	0
Nov 12	at Sea	L	1/1	10	5	5	0.0	0.0	0	0	0	0	0	0	Nov 14	StL	W	1/1	12	9	3	1.0	7.0	0	0	0	1	0	0
Nov 18	StL	L	1/1	13	8	5	0.0	0.0	0	0	0	0	0	0	Nov 21	TB	L	1/1	15	10	5	2.0	6.0	0	0	0	0	0	0
Nov 25	at Arz	W	1/1	21	15	6	0.5	3.5	0	0	1	0	0	0	Nov 29	at Arz	W	1/1	7	4	3	1.0	6.0	0	0	1	0	0	0
Dec 2	at Car	L	1/1	20	12	8	0.0	0.0	0	0	0	0	0	0	Dec 5	at GB	L	1/1	7	5	2	0.0	0.0	0	0	0	0	0	0
Dec 9	Min	L	1/1	10	6	4	0.0	0.0	0	0	0	0	1	0	Dec 12	Sea	W	1/1	7	4	3	0.0	0.0	0	0	0	0	0	0
Dec 15	Cin	W	1/1	7	4	3	0.0	0.0	0	0	0	0	0	0	Dec 16	at SD	L	1/1	11	6	5	0.0	0.0	0	0	1	0	0	0
Dec 23	TB	W	1/1	20	13	7	2.0	1.0	0	0	1	1	0	0	Dec 26	at StL	L	1/1	17	13	4	1.0	17.0	0	0	0	1	0	0
Dec 30	at Cle	L	1/1	16	13	3	1.0	2.0	0	0	1	0	0	0	Jan 2	Arz	W	–	–	–	–	–	–	–	–	–	–	–	–
<b>TOTALS</b>			<b>16/16</b>	<b>226</b>	<b>143</b>	<b>83</b>	<b>4.0</b>	<b>10.0</b>	<b>0</b>	<b>0</b>	<b>5</b>	<b>2</b>	<b>1</b>	<b>0</b>	<b>TOTALS</b>			<b>15/15</b>	<b>153</b>	<b>104</b>	<b>49</b>	<b>6.0</b>	<b>46.0</b>	<b>0</b>	<b>0</b>	<b>5</b>	<b>2</b>	<b>0</b>	<b>0</b>

2008													2011																
Date	Opp	W/L	P/S	Tot	Sol	Ast	Sk	Yds	Int	Yds	PD	FF	FR	Yds	Date	Opp	W/L	P/S	Tot	Sol	Ast	Sk	Yds	Int	Yds	PD	FF	FR	Yds
Sep 7	Arz	L	1/1	9	6	3	0.0	0.0	0	0	2	0	0	0	Sep 11	Sea	W	1/1	10	4	6	0.0	0.0	0	0	1	0	1	0
Sep 14	at Sea	W	1/1	12	7	5	0.0	0.0	1	86t	1	0	0	0	Sep 18	Dal	L	1/1	14	6	8	0.0	0.0	0	0	0	1	0	0
Sep 21	Det	W	1/1	9	6	3	0.0	0.0	0	0	0	0	0	0	Sep 25	at Cin	W	1/1	9	3	6	0.0	0.0	0	0	1	0	0	0
Sep 28	at NO	L	1/1	13	8	5	0.0	0.0	0	0	1	0	1	0	Oct 2	at Phi	W	1/1	6	6	0	0.0	0.0	0	0	1	0	0	0
Oct 5	NE	L	1/1	22	14	8	1.0	5.0	0	0	0	0	0	0	Oct 9	TB	W	1/1	18	9	9	0.0	0.0	0	0	1	0	1	0
Oct 12	Phi	L	1/1	11	6	5	0.0	0.0	0	0	1	0	0	0	Oct 16	at Det	W	1/1	8	4	4	0.0	0.0	0	0	3	0	0	0
Oct 19	at NYG	L	1/1	9	5	4	0.0	0.0	0	0	3	0	0	0	Oct 30	Cle	W	1/1	7	4	3	1.0	3.0	0	0	0	0	0	0
Oct 26	Sea	L	1/1	10	6	4	0.0	0.0	0	0	0	0	0	0	Nov 6	at Was	W	1/1	13	6	7	0.0	0.0	0	0	1	2	0	0
Nov 10	at Arz	L	1/1	13	11	2	0.0	0.0	0	0	0	0	0	0	Nov 13	NYG	W	1/1	13	6	7	1.0	9.0	0	0	0	0	0	0
Nov 16	StL	W	1/1	11	10	1	0.0	0.0	0	0	1	0	0	0	Nov 20	Arz	W	1/1	7	5	2	0.0	0.0	1	10	3	1	0	0
Nov 24	at Dal	L	1/1	10	7	3	0.0	0.0	0	0	0	0	0	0	Nov 24	at Bal	L	1/1	10	4	6	0.0	0.0	0	0	1	0	0	0
Nov 31	at Buf	W	1/1	16	14	2	0.0	0.0	0	0	1	1	0	0	Dec 4	StL	W	1/1	0	0	0	0.0	0.0	0	0	0	0	0	0
Dec 7	NYJ	W	1/1	8	6	2	0.0	0.0	0	0	0	0	0	0	Dec 11	at Arz	L	–	–	–	–	–	–	–	–	–	–	–	–
Dec 14	at Mia	L	1/1	6	2	4	0.0	0.0	0	0	0	0	0	0	Dec 19	Pit	W	–	–	–	–	–	–	–	–	–	–	–	–
Dec 21	at StL	W	1/1	16	12	4	0.0	0.0	0	0	0	0	0	0	Dec 24	at Sea	W	–	–	–	–	–	–	–	–	–	–	–	–
Dec 28	Was	W	1/1	10	6	4	0.0	0.0	0	0	0	0	0	0	Jan 1	at StL	W	1/1	6	3	3	0.0	0.0	0	0	0	0	0	0
<b>TOTALS</b>			<b>16/16</b>	<b>185</b>	<b>126</b>	<b>59</b>	<b>1.0</b>	<b>5.0</b>	<b>1</b>	<b>86</b>	<b>10</b>	<b>1</b>	<b>1</b>	<b>0</b>	<b>TOTALS</b>			<b>13/13</b>	<b>121</b>	<b>60</b>	<b>61</b>	<b>2.0</b>	<b>12.0</b>	<b>1</b>	<b>10</b>	<b>12</b>	<b>4</b>	<b>2</b>	<b>0</b>

2009													2011 Postseason																
Date	Opp	W/L	P/S	Tot	Sol	Ast	Sk	Yds	Int	Yds	PD	FF	FR	Yds	Date	Opp	W/L	P/S	Tot	Sol	Ast	Sk	Yds	Int	Yds	PD	FF	FR	Yds
Sep 13	at Arz	W	1/1	14	12	2	0.0	0.0	1	4	1	0	0	0	Jan 14	NO	W	1/1	10	7	3	0.0	0.0	0	0	0	0	1	0
Sep 20	Sea	W	1/1	6	5	1	0.0	0.0	0	0	1	0	0	0	Jan 22	NYG	L	1/1	11	7	4	1.0	11.0	0	0	1	0	0	0
Sep 27	at Min	L	1/1	7	3	4	0.0	0.0	0	0	0	0	0	0	<b>TOTALS</b>			<b>2/2</b>	<b>21</b>	<b>14</b>	<b>7</b>	<b>1.0</b>	<b>11.0</b>	<b>0</b>	<b>0</b>	<b>1</b>	<b>0</b>	<b>1</b>	<b>0</b>
Oct 4	StL	W	1/1	11	5	6	2.5	15.0	1	23t	1	0	0	0															
Oct 11	Atl	L	1/1	13	9	4	0.0	0.0	0	0	0	2	0	0															
Oct 25	at Hou	L	1/1	12	9	3	0.0	0.0	0	0	1	0	0	0															
Nov 1	at Ind	L	1/1	12	8	4	0.0	0.0	0	0	1	0	0	0															
Nov 8	Ten	L	1/1	11	6	5	0.0	0.0	0	0	0	0	0	0															
Nov 12	Chi	W	1/1	12	8	4	0.0	0.0	0	0	0	0	0	0															
Nov 22	at GB	L	1/1	9	7	2	0.0	0.0	0	0	1	0	0	0															
Nov 29	Jax	W	1/1	13	7	6	0.5	1.0	0	0	0	0	0	0															
Dec 6	at Sea	L	1/1	16	14	2	0.0	0.0	0	0	0	0	0	0															
Dec 14	Arz	W	1/1	11	9	2	1.0	6.0	0	0	0	1	0	0															
Dec 20	at Phi	L	1/1	7	6	1	0.0	0.0	0	0	0	0	0	0															
Dec 27	Det	W	1/1	12	8	4	0.0	0.0	1	6	1	0	0	0															
Jan 3	at StL	W	1/1	7	5	2	0.0	0.0	0	0	1	0	0	0															
<b>TOTALS</b>			<b>16/16</b>	<b>173</b>	<b>121</b>	<b>52</b>	<b>4.0</b>	<b>22.0</b>	<b>3</b>	<b>33</b>	<b>8</b>	<b>3</b>	<b>0</b>	<b>0</b>															

WILLIS' GAME-BY-GAME

2012													2013																	
Date	Opp	W/L	P/S	Tot	Sol	Ast	Sk	Yds	Int	Yds	PD	FF	FR	Yds	Date	Opp	W/L	P/S	Tot	Sol	Ast	Sk	Yds	Int	Yds	PD	FF	FR	Yds	
Sep 9	at GB	W	1/1	9	6	3	0.0	0.0	0	0	0	0	0	0	Sep 8	GB	W	1/1	8	7	1	0.0	0.0	0	0	0	0	0	0	0
Sep 16	Det	W	1/1	10	7	3	0.0	0.0	0	0	1	0	0	0	Sep 15	at Sea	L	1/1	13	6	7	0.0	0.0	0	0	0	0	0	0	0
Sep 23	at Min	L	1/1	14	6	8	0.0	0.0	0	0	0	0	1	3	Sep 22	Ind	L	1/1	7	6	1	0.0	0.0	0	0	0	0	0	0	0
Sep 30	at NYJ	W	1/1	8	4	4	0.0	0.0	1	0	2	0	0	0	Sep 26	at StL	W	-	-	-	-	INACTIVE (Groin)	-	-	-	-	-	-	-	-
Oct 7	Buf	W	1/1	9	8	1	0.0	0.0	0	0	0	1	0	0	Oct 6	Hou	W	-	-	-	-	INACTIVE (Groin)	-	-	-	-	-	-	-	
Oct 14	NYG	L	1/1	11	7	4	0.0	0.0	0	0	0	0	0	0	Oct 13	Arz	W	1/1	8	6	2	0.0	0.0	0	0	0	1	0	0	
Oct 18	Sea	W	1/1	14	7	7	0.0	0.0	0	0	2	0	0	0	Oct 20	at Ten	W	1/1	11	10	1	0.0	0.0	0	0	0	0	0	0	0
Oct 29	at Arz	W	1/1	12	4	8	0.0	0.0	0	0	1	0	0	0	Oct 27	at Jax	W	1/1	8	6	2	0.0	0.0	0	0	0	1	0	0	
Nov 11	StL	T	1/1	13	8	5	0.0	0.0	0	0	0	0	0	0	Nov 10	Car	L	1/1	11	5	6	1.0	8.0	0	0	0	0	0	0	
Nov 19	Chi	W	1/1	11	4	7	0.0	0.0	0	0	2	0	0	0	Nov 17	at NO	L	1/1	12	6	6	0.0	0.0	0	0	0	0	0	0	
Nov 25	at NO	W	1/1	9	5	4	0.5	4.5	0	0	0	0	0	0	Nov 25	at Was	W	1/1	13	8	5	0.0	0.0	0	0	0	0	0	0	0
Dec 2	at StL	L	1/1	10	6	4	0.0	0.0	0	0	0	0	0	0	Dec 1	StL	W	1/1	8	3	5	1.0	8.0	0	0	0	0	0	0	
Dec 9	Mia	W	1/1	10	5	5	0.0	0.0	0	0	0	1	0	0	Dec 8	Sea	W	1/1	7	3	4	0.0	0.0	0	0	0	0	0	0	
Dec 16	at NE	W	1/1	14	9	5	0.0	0.0	0	0	0	0	0	0	Dec 15	at TB	W	1/1	10	7	3	1.0	16.0	0	0	0	0	0	0	
Dec 23	at Sea	L	1/1	10	1	9	0.0	0.0	1	2	1	0	0	0	Dec 23	Atl	W	1/1	22	16	6	0.0	0.0	0	0	1	0	0	0	
Dec 30	Arz	W	1/1	7	4	3	0.0	0.0	0	0	0	0	0	0	Dec 29	at Arz	W	1/1	9	3	6	0.0	0.0	0	0	0	0	0	0	
<b>TOTALS</b>			<b>16/16</b>	<b>171</b>	<b>91</b>	<b>80</b>	<b>0.5</b>	<b>4.5</b>	<b>2</b>	<b>2</b>	<b>9</b>	<b>2</b>	<b>1</b>	<b>3</b>	<b>TOTALS</b>			<b>14/14</b>	<b>147</b>	<b>92</b>	<b>55</b>	<b>3.0</b>	<b>32.0</b>	<b>0</b>	<b>0</b>	<b>1</b>	<b>2</b>	<b>0</b>	<b>0</b>	
2012 Postseason													2013 Postseason																	
Date	Opp	W/L	P/S	Tot	Sol	Ast	Sk	Yds	Int	Yds	PD	FF	FR	Yds	Date	Opp	W/L	P/S	Tot	Sol	Ast	Sk	Yds	Int	Yds	PD	FF	FR	Yds	
Jan 12	GB	W	1/1	6	5	1	1.0	9.0	0	0	0	0	0	0	Jan 5	at GB	W	1/1	13	6	7	0.0	0.0	0	0	0	0	0	0	
Jan 20	at Atl	W	1/1	10	10	0	0.0	0.0	0	0	0	0	0	0	Jan 12	at Car	W	1/1	12	7	5	0.0	0.0	1	-1	1	0	0	0	
Feb 3	Bal	L	1/1	11	9	2	0.0	0.0	0	0	0	0	0	0	Jan 19	at Sea	L	1/1	11	6	5	0.0	0.0	0	0	0	0	0	0	
<b>TOTALS</b>			<b>3/3</b>	<b>27</b>	<b>24</b>	<b>3</b>	<b>1.0</b>	<b>9.0</b>	<b>0</b>	<b>0</b>	<b>0</b>	<b>0</b>	<b>0</b>	<b>0</b>	<b>TOTALS</b>			<b>3/3</b>	<b>36</b>	<b>19</b>	<b>17</b>	<b>0.0</b>	<b>0.0</b>	<b>1</b>	<b>-1</b>	<b>1</b>	<b>0</b>	<b>0</b>	<b>0</b>	



# DEVON WYLIE

WR

HT 5-9

WT 187

COLLEGE FRESNO STATE

BORN 9.2.88 // ROSEVILLE, CA // GRANITE BAY HS, GRANITE BAY, CA  
3RD YEAR | ACQUIRED FA IN '13

A native of Roseville, CA, Devon Wylie was signed to the 49ers practice squad on December 10, 2013, where he spent the remainder of the season. Originally a fourth round selection by the Kansas City Chiefs in the 2012 NFL Draft, Wylie played in two games for the Tennessee Titans in 2013 before joining the 49ers. The former Fresno State Bulldog brings speed and elusiveness to the 49ers receiving corps.

## // TRANSACTIONS

Originally a 4th-round draft pick by KC in 2012...Released by KC on 9/1/13...Signed to the Arz. practice squad on 9/25/13...Released from the Arz. practice squad on 10/8/13...Signed to the Pit. practice squad on 10/16/13...Released from the Pit. practice squad on 10/31/13...Signed to the Ten. practice squad on 11/6/13...Promoted to the Ten. active roster on 11/12/13...Released by Ten. on 11/26/13...Signed to the Sea. practice squad on 12/5/13...Released from the Sea. practice squad on 12/7/13...Signed to the SF practice squad on 12/10/13...Signed to a Reserve/Future contract with SF on 1/21/14.

## // GOLDMINE

- Wylie shares a special connection to another NFL player, Oakland Raiders LB Miles Burris. Wylie and Burris were both record-setters when they played together at Granite Bay (CA) High School. They then both played their collegiate ball in southern California, with Wylie going to Fresno State and Burris attending San Diego State. Ultimately their paths crossed once again when both of them were selected by AFC West teams within minutes of each other in the 4th round of the 2012 NFL Draft. Now Wylie and Burris find themselves competing for teams in the Bay Area.

## // 2013 (ARIZONA/PITTSBURGH/TENNESSEE/SEATTLE/SAN FRANCISCO)

- Had 5 KORs and 2 PRs during his 2 games on the Titans active roster.

## // 2012 (KANSAS CITY)

- Made his NFL debut vs. Atl. (9/9).
- Recorded his first career receipt. at Oak (12/16) on a 6-yd. pass from QB Brady Quinn.

## // COLLEGE

Appeared in 44 games (7 starts) at Fresno State, hauling in 98 receipts. for 1,327 yds. (13.5 avg.) with 8 TDs. Added 18 carries for 118 yds. (6.6 avg.), 41 PRs for 553 yds. (13.5 avg.) with 2 TDs and 16 KORs for 333 yds. (20.8 avg.). Also recorded 16 tackles (11 solo) with 1 FF and a blocked kick. He gained 2,331 all-purpose yds., an average of 13.5 yds. per att. and 52.9 yds. per game. In 2011, he was named Second-Team All-Western Athletic Conference and led the team with a career-high 56 receipts. for 716 yds. (12.8 avg.) and 1 TD. He also ranked 5th in the nation with an avg. of 15.4 yds. per PR, totaling 446 yds. and 2 TDs on 29 returns. In 2010, started the first game of the season and caught two passes for 39 yds. before being granted a medical hardship for an injury. As a junior in 2009, played in 10 games (1 start) and had 17 receipts. for 259 yds. (15.2 avg.) and 4 TDs, added 3 carries for 16 yds. (5.3 avg.) and returned 12 punts for 107 yds. (8.9 avg.). He saw action in 9 games during 2008 and finished 4th on the team with 22 receipts. for 269 yds. (12.2 avg.) and 2 TDs. As a true freshman in 2007, he played in 11 games, returning 14 kickoffs for 311 yds. (22.2 avg.) and added 7 tackles with a forced fumble on special teams.

## // PERSONAL

- Attended Granite Bay (CA) HS, where he was a third-team all-state selection after he scored 19 TDs as a senior in 2006 (15 rushing and 4 rec.).
- As a senior, was selected the Grizzlies' Offensive MVP, First-Team All-Metro by the Sacramento Bee and Sierra Foothills League MVP, as he helped the school to a 9-2 record.
- Majored in physical education.
- Born Devon Wylie (9/2/88) in Roseville, CA.

## // INJURY REPORT

**2012:** Inactive vs. Buf. (9/16), at NO (9/23), vs. SD (9/30), vs. Bal. (10/7) and at TB (10/14) with a hamstring injury.

**WYLIE'S CAREER STATISTICS**

YEAR	TEAM	GP	GS	NO	RECEIVING				ATT	RUSHING			
					YDS	AVG	LG	TD		YDS	AVG	LG	TD
2012	KC	6	0	6	53	8.8	16	0	0	0	-	-	0
2013	TEN	2	0	0	0	-	-	0	0	0	-	-	0
<b>TOTALS</b>		<b>8</b>	<b>0</b>	<b>6</b>	<b>53</b>	<b>8.8</b>	<b>16</b>	<b>0</b>	<b>0</b>	<b>0</b>	<b>-</b>	<b>-</b>	<b>0</b>

**PLAYOFFS**

YEAR	TEAM	GP	GS	NO	RECEIVING				ATT	RUSHING			
					YDS	AVG	LG	TD		YDS	AVG	LG	TD
2013	SF	-	-	-	PRACTICE SQUAD				-	-	-	-	-
<b>TOTALS</b>		<b>0</b>	<b>0</b>	<b>0</b>	<b>0</b>	<b>-</b>	<b>-</b>	<b>0</b>	<b>0</b>	<b>0</b>	<b>-</b>	<b>-</b>	<b>0</b>

**Additional Statistics:**

**Fumble Recoveries – 1:** 1 at Oak. (11/24/13)

**Fumbles–Lost – 2–1:** 2–1 in 2013

**Kickoff Returns – 14–285:** 9–191 in 2012; 5–94 in 2013

**Punt Returns – 7–30:** 5–26 in 2012; 2–4 in 2013

**Milestones:**

**NFL Debut:** vs. Atl. (9/9/12); **First Start:** None; **First Reception:** at Oak (12/16/12 – 6–yd. pass from QB Brady Quinn); **First TD Reception:** None

**WYLIE'S CAREER HIGHS**

**Receptions:** 3 vs. Ind. (12/23/12)

**Receiving Yards:** 36 vs. Ind. (12/23/12)

**TD Receptions:** None

**Long Reception:** 3 vs. Ind. (12/23/12)

**Kickoff Returns:** 3 (3 times) Last vs. Ind. (11/14/13)

**Kickoff Return Yards:** 69 at Den. (12/30/12)

**Long Kickoff Return:** 26 at Den. (12/30/12)

**WYLIE'S GAME-BY-GAME**

**2012 (Kansas City)**

Date	Opp	W/L	P/S	Rec	Yds	Avg	Lg	TD
Sep 9	Atl	W	1/0	0	0	-	-	0
Sep 16	at Buf	L	-	INACTIVE (Hamstring)				-
Sep 23	at NO	W	-	INACTIVE (Hamstring)				-
Sep 30	SD	W	-	INACTIVE (Hamstring)				-
Oct 7	Bal	W	-	INACTIVE (Hamstring)				-
Oct 14	at TB	L	-	INACTIVE (Hamstring)				-
Oct 28	Oak	W	-	INACTIVE (Hamstring)				-
Nov 1	at SD	W	-	INACTIVE (Hamstring)				-
Nov 12	at Pit	L	1/0	0	0	-	-	0
Nov 18	Cin	W	1/0	0	0	-	-	0
Nov 25	Den	W	-	INACTIVE				-
Dec 2	Car	L	-	INACTIVE				-
Dec 9	at Cle	W	-	INACTIVE				-
Dec 16	at Oak	W	1/0	1	6	6.0	6	0
Dec 23	Ind	W	1/0	3	36	12.0	16	-
Dec 30	at Den	W	1/0	2	11	5.5	6	-
<b>TOTALS</b>			<b>6/0</b>	<b>6</b>	<b>53</b>	<b>8.8</b>	<b>16</b>	<b>0</b>

**2013**

Date	Opp	W/L	P/S	Rec	Yds	Avg	Lg	TD
<b>SIGNED TO ARZ PRACTICE SQUAD ON 9/25</b>								
Sep 29	at TB	W	-	PRACTICE SQUAD				-
Oct 6	Car	W	-	PRACTICE SQUAD				-
<b>RELEASED FROM ARZ PRACTICE SQUAD ON 10/8</b>								
<b>SIGNED TO PIT PRACTICE SQUAD ON 10/16</b>								
Oct 20	at Jax	W	-	PRACTICE SQUAD				-
<b>RELEASED FROM PIT PRACTICE SQUAD ON 10/31</b>								
<b>SIGNED TO TEN PRACTICE SQUAD ON 11/6</b>								
Nov 10	Jax	L	-	PRACTICE SQUAD				-
<b>PROMOTED TO TEN ACTIVE ROSTER ON 11/12</b>								
Nov 14	Ind	L	1/0	0	0	0.0	0	0
Nov 24	at Oak	W	1/0	0	0	0.0	0	0
<b>RELEASED FROM TEN ON 11/26</b>								
<b>SIGNED TO SEA PRACTICE SQUAD ON 12/5</b>								
<b>RELEASED FROM SEA PRACTICE SQUAD ON 12/7</b>								
<b>SIGNED TO SF PRACTICE SQUAD ON 12/10</b>								
Dec 15	at TB	W	-	PRACTICE SQUAD				-
Dec 23	Atl	W	-	PRACTICE SQUAD				-
Dec 29	at Arz	W	-	PRACTICE SQUAD				-
Oct 6	Car	W	-	PRACTICE SQUAD				-
<b>TOTALS</b>			<b>2/0</b>	<b>0</b>	<b>0</b>	<b>-</b>	<b>-</b>	<b>0</b>

**2013 Postseason (Receiving)**

Date	Opp	W/L	P/S	Rec	Yds	Avg	Lg	TD
Jan 5	at GB	W	-	PRACTICE SQUAD				-
Jan 12	at Car	W	-	PRACTICE SQUAD				-
Jan 19	at Sea	W	-	PRACTICE SQUAD				-
<b>TOTALS</b>			<b>0/0</b>	<b>0</b>	<b>0</b>	<b>0.0</b>	<b>0</b>	<b>0</b>

## 2014 SAN FRANCISCO 49ERS DRAFT CLASS



JIMMIE  
**WARD**

**DB**

**HT 5-11**

**WT 193**

**COLLEGE NORTHERN ILLINOIS**

BORN 7.18.91 // MOBILE, AL // W.P. DAVIDSON HS, MOBILE, AL  
ROOKIE // ACQUIRED D-1 IN '14

Jimmie Ward, a two-time First-Team All-Mid-American Conference selection, is a versatile defensive back from Northern Illinois University. One of two defensive backs to amass over 300 career tackles, he has the ability to play both safety and corner. As a senior, Ward ranked 7th in the nation with seven interceptions, en route to earning Second-Team All-America and First-Team All-MAC honors. In 2010, he made an immediate impact for the Huskies, being named the team's Special Teams Player of the Year and Freshman of the Year.

### // TRANSACTIONS

Originally a 1st-round (30th overall) draft choice by SF in 2014.

### // GOLDMINE

- Growing up in Mobile, AL, Ward knew when to separate himself from others in his neighborhood. Said Ward, "From where I come from, the neighborhood that I grew up in, a lot of people don't make it out. There's a lot of stuff. They either flunk out of school, end up having a child so they have to drop out of school and raise that child, or end up going to jail. It really just made me want to do something more than what my peers were doing." Ward would surround himself with positive influences to help combat the negative. "As I got older I hung out with positive guys. The guys I was hanging with, they wanted to do something with their life too. That really helped me out."
- On draft day, Ward drove several hours for the opportunity to do something for his mother that he never had before; buy her a luxurious gift. He said, "I never really bought her anything expensive, because you're a kid. Growing up you would write a card, color a card or just buy a card or simple flowers. That's the most I ever did. She likes purses, so I just decided to get her a purse. It really didn't matter how much it cost, you just wanted to see that smile." His act of generosity shows his true character. "I'm not a selfish person. I just like to see and make other people smile too. It makes me feel better as a person."
- While playing youth football, Ward went by the nickname 'Nico' and was teammates with former Alabama QB AJ McCarron with the Mobile Youth Football's Municipal Raiders. He played linebacker for the team that won multiple Youth Bowl Championships in Mobile.
- Ward's family is no stranger to professional athletics. He is the cousin of current NBA player, Caron Butler.

### // COLLEGE

Played in 55 games (39 starts - 12 at CB and 27 at S) and totaled 320 tackles, 11 INTs, including 1 returned for a TD, 2.0 sacks, 4 FFs, 1 FR, 26 PDs, 6 TFLs and 4 blocked kicks for the Huskies. As a senior, was named Second-Team All-America by the NFL Draft Report, Third-Team All-America by the Associated Press and First-Team All-MAC. Started all 14 games at safety, and recorded a team-high 95 tackles, while adding 1.0 sack, 2.5 TFLs and led the conference with 10 PDs and ranked 7th in the nation with 7 INTs. In 2012, earned Third-Team All-America honors from the NFL Draft Report and was a First-Team All-MAC selection. Notched a career-high 104 tackles to lead the Huskies defense, and added 3 INTs, 1 FF, 11 PDs and 1 TFL. As a sophomore, earned Second-Team All-MAC honors, and played in 14 games, starting 12 at CB. Registered 100 tackles, 1.0 sack, 1 INT, 1 FF, 4 PDs and 2.5 TFLs. As a true freshman, saw action in all 14 games, tallied 21 tackles, 1 FF, 1 PD and blocked a school-record 3 punts. Named NIU's 2010 Special Teams Player of the Year and Freshman of the Year.

### // PERSONAL

- Majored in general studies at Northern Illinois.
- Attended W.P. Davidson (Mobile, AL) HS where he was selected as an honorable mention Class 6A All-State defensive back by the Alabama Sportswriters Association as a senior.
- Also named to the Mobile Press Register's All-Region 4A-6A team following his junior and senior years.
- Born James Ward (7/18/91) in Racine, WI.



CARLOS  
**HYDE**

**RB**

**HT 6-0**

**WT 235**

**COLLEGE OHIO STATE**

BORN 9.20.91 // NAPLES, FL // NAPLES HS, NAPLES, FL  
ROOKIE // ACQUIRED D-2 IN '14

One of the most productive running backs in Buckeye history, Carlos Hyde was a two-time All-Big Ten Conference honoree. He finished his collegiate career ranked sixth in school history in rushing yards (3,198), fourth in rushing touchdowns (37) and fifth in 100-yard games (15). As a senior, Hyde became the first running back to rush for over 1,000 yards (1,521) under head coach Urban Meyer.

## // TRANSACTIONS

Originally a 2nd-round (57th overall) draft choice by SF in 2014.

## // GOLDMINE

- Hyde credits three people in particular for helping him achieve success. "I credit my mom, my grandmother and Bill Kramer, my high school coach. He is basically the one that got me on the right path. Coming from Cincinnati, I wasn't on the right track grade-wise. So, he got me on the right track and got me caught up with my grades." In addition to helping him with everything off the field, he is directly responsible for how Hyde lines up on the gridiron. "I was actually trying to play defense in high school and he let me play running back. He's just always been there for me. He's a real good guy."
- After spending his first year of high school in Cincinnati, he moved to Naples, FL, to live with his grandparents. "It was definitely for the better. I was headed down the wrong route in Cincinnati. Moving to Naples got me on the right route and back into sports and I was fortunate enough to earn a scholarship."
- Hyde has always been a competitive person and that's helped him get to where he is today. "I think that my competitiveness came from having best friends that played the same sports. So, it's like you want to be the best at those sports because everybody recognizes the best."

## // COLLEGE

Played in 41 games (20 starts) for the Buckeyes, registering 3,198 rushing yds. (6.1 avg.) and 37 TDs on 523 carries. Also added 34 receipts. for 271 yds. and 4 TDs. His 3,198 career rushing yds. ranks 6th in school history and his 37 rushing TDs ranks 4th. As a senior, named the Big Ten Conference's Ameche-Dayne Running Back of the Year. Also earned Second-Team All-America honors from CBS Sports and was selected First-Team All-Big Ten. Played in 11 games (9 starts) and rushed for 1,527 yds. (7.3 avg.) and 15 TDs on 208 carries, also hauling in 16 receipts. for 147 yds. and 3 TDs. Reeled off 9 consecutive 100-yd. rushing games to close out his career. In 2012, earned Second-Team All-Big Ten honors, playing in 10 games (8 starts) and rushed for 970 yds. and 16 TDs on 185 carries. Also added 8 receipts. for 51 yds. and 1 TD. As a sophomore, played in 13 games (3 starts) and rushed for 566 yds. and 6 TDs on 106 carries. In 2010, played in 7 games and had 24 carries for 141 yds.

## // PERSONAL

- Attended Princeton (Cincinnati, OH) HS as a freshman before moving to Naples, FL, where he attended Naples HS.
- Earned *Naples Daily News* Broxson Award as their Player of the Year, as a senior. Also chosen the *Ft. Myers News-Press* Southwest Florida Player of the Year.
- Led the Golden Eagles to the 2007 state championship and the 2008 regional finals.
- Also lettered in track and basketball.
- Majored in African-American and African studies.
- Has one older brother, one older sister and two younger sisters.
- Born Carlos Hyde (9/20/91) in Cincinnati, OH.



# MARCUS MARTIN

C

HT 6-3

WT 321

COLLEGE SOUTHERN CALIFORNIA

BORN 11.29.93 // LOS ANGELES, CA // CRENSHAW HS, LOS ANGELES, CA  
ROOKIE // ACQUIRED D-3A IN '14

A team captain and First-Team All-Pac-12 selection for the Trojans in 2013, Marcus Martin proved he could play both center and guard during his three-year collegiate career. He anchored Southern California's offensive line in 2013, helping the Trojans rushing attack score 29 touchdowns on the ground. In 2011, the Los Angeles native became the first true freshman lineman to start at offensive guard at USC since 2004.

## // TRANSACTIONS

Originally the first of three 3rd-round (70th overall) draft choices by SF in 2014.

## // GOLDMINE

- Martin grew up in a large family with two brothers and two sisters. Despite being the youngest of the five children, Martin is the first member of his family to go to college. He credits two of his family members in particular for making him the man he is today, "Having the guidance and the leadership that I had from my brother and my father, they kept me off the streets, they kept me from doing everything that was wrong and doing positive things."
- Martin has a passion for charity work and believes in giving back. Although he's in just his rookie season, he's already got big plans for community work in his hometown of Crenshaw, CA. "I plan on opening up my non-profit and I want to help as many people as I can, touch as many lives as I can," explained Martin. "Coming from where I come from, there's not a lot of hope. So, if I can do anything, I'll pass on some words of advice to the youngsters." He continued, "It's a non-profit that's going to facilitate tutoring and mentorship and kind of act as a safe haven for kids to come after school."
- One particular charitable organization caught the attention of Martin back in college. "I did something a few months ago with the Starkey Foundation. The Starkey Foundation is an organization that creates hearing aids for kids that are deaf. They go around the country doing that and also out of the states. In the United States, they do digital, and out of the states, they do analog because it's easier to maintain. I got the opportunity to do something at USC with the Starkey Foundation and I had a great time."

## // COLLEGE

Played in 38 games (33 starts - 20 at G and 13 at C) for the Trojans before forgoing his senior season to enter the 2014 NFL Draft. As a junior in 2013, named a team captain, earned consensus First-Team All-Pac-12 honors and was selected the Trojans' Offensive Lineman of the Year. Started 13 games at center, helping the ground game register 2,419 yds. and 29 TDs, which was more rushing TDs than the previous two seasons combined (24). Started 10 games at left guard during the 2012 season, as the offensive line ranked 1st in the Pac-12 with only 17.0 sacks allowed. As a true freshman, started 10 contests at left guard, becoming the first true freshman to start at offensive guard for USC since Jeff Byers started four games in 2004. Selected as a First-Team Freshman All-American by *The Sporting News*, *CBSSports.com*, *College Football News* and *FoxSportsNext.com*.

## // PERSONAL

- Majored in American studies and ethnicity (African American studies).
- Attended Crenshaw (Los Angeles, CA) HS where he earned Super Prep All-Farwest, Prep Star All-West, *Long Beach Press Telegram* Best in the West of the Rest, *Tacoma News Tribune* Western 100, Max Preps First-Team All-State Division I, SectionSports.com Second-Team All-State, All-L.A. City Offensive Lineman of the Year and *Los Angeles Times* All-Star honors as a senior offensive tackle.
- Also helped Crenshaw HS win the 2009 Los Angeles City Division I title in his first year as a starter at offensive guard.
- Rated the 20th best offensive guard, receiving a three-star rating from Scout.com.
- His cousin, Tony Washington, is a junior DE at Oregon.



# CHRIS BORLAND

LB

HT 5-11

WT 248

COLLEGE WISCONSIN

BORN 12.26.90 // KETTERING, OH // ARCHBISHOP ATLER HS, KETTERING, OH  
ROOKIE // ACQUIRED D-3B IN '14

An intelligent, blue-collar defender, Chris Borland finished his career at the University of Wisconsin as one of the best defenders in school history. Borland finished his career as a Badger ranked sixth in total tackles (420), fifth in solo tackles (234), fourth in tackles for loss (50.0) and tied for eighth in sacks (17). He set the Big Ten record with 15 forced fumbles in his career, the second most in FBS history.

## // TRANSACTIONS

Originally the second of three 3rd-round (77th overall) draft choices by SF in 2014.

## // GOLDMINE

- Borland had ties to the team that drafted him in the third round of the 2014 NFL Draft prior to his arrival. His father, Jeff Borland, played football at Edgewood (Madison, WI) High School under George Chryst, the father of current 49ers quarterbacks coach Geep Chryst.
- Despite being an All-American linebacker at the University of Wisconsin, Borland was a spectator to the game until the 9th grade, as his father didn't want his son playing youth football and suggested he play soccer instead. "Dad just made us wait to play tackle football until high school. I don't think he saw a lot of benefit in youth football." In addition to soccer, he played a lot of basketball as well as sports other than football.
- There always seemed to be competition in the Borland household. The fifth of six boys in the family, three of Chris' older brothers each played college athletics. His brothers Mark and Matt played basketball and soccer respectively at Wittenberg University in Springfield, OH, while his other brother, John, played soccer at West Point Military Academy.

## // COLLEGE

Played in 55 games (48 starts) for the Badgers and registered 420 tackles, 50 TFLs, 17.0 sacks, 15 FFs, 8 FRs, 3 INTs and 18 PDs. Finished career ranked 6th all-time at Wisconsin in total tackles (420), 4th in tackles for loss (50.0) and tied for 8th in sacks (17.0). Also set Big Ten record with 15 FFs in his career, the second-most in FBS history (16 - Khalil Mack). Recorded three straight 100-tackle seasons from 2011-13. As a senior, named First-team All-American by the FWAA. Also named the Nagurski-Woodson Big Ten Defensive Player of the Year, Butkus-Fitzgerald Big Ten Linebacker of the Year, First-Team All-Big Ten and was the recipient of the Big Ten Sportsmanship Award. Became first UW linebacker to earn first-team All-America honors since Hal Faverty in 1951. Started all 12 games in which he appeared, registered 112 tackles, 8.5 TFLs, 4.0 sacks, 2 FFs, 2 FRs and 2 PDs. As a junior, selected First-Team All-Big Ten. Started all 12 games in which he appeared and tallied 104 tackles, 10 TFLs, 4.5 sacks, 3 FFs, 3 FRs and 6 PDs. In 2011, named Third-Team All-America by Yahoo! Sports and First-Team All-Big Ten. Started all 14 games, recording 143 tackles, 19.0 TFLs, 2.5 sacks, 5 FFs, 2 INTs and 7 PDs. Suffered a shoulder injury in 2010. Started 2 games he appeared in before the injury and notched 7 tackles, 2.0 TFLs and 1.0 sack. As a freshman, named Big Ten Freshman of the Year, First-Team Freshman All-American by *The Sporting News* and FWAA, Honorable Mention All-Big Ten and UW Rookie of the Year. Played in 13 games (6 starts) and notched 54 tackles, 10.5 TFLs, 5.0 sacks, 5 FFs, 3 FRs, 1 INT and 3 PDs.

## // PERSONAL

- Attended Archbishop Karl Joseph Atler (Kettering, OH) HS and earned first-team all-state and conference Player of the Year honors as a senior.
- As a senior, named first-team all-conference, team captain, MVP and Defensive Player of the Year by OhioVarsity.com. Registered 72 tackles, 1 INT, 1 FF and 2 FRs, while adding 1,230 rushing yds. and 19 TDs.
- Also lettered in basketball, tennis and track and field.
- Has three older brothers who all played sports collegiately. Mark played basketball at Wittenberg, John played soccer at Army and Matt played soccer at Wittenberg.
- Graduated with a degree in history.
- Born Christopher Borland (12/26/90) in Kettering, OH.





# BRANDON THOMAS

G

HT 6-3

WT 317

COLLEGE CLEMSON

BORN 2.8.91 // SPARTANBURG, SC // PAUL M. DORMAN HS, SPARTANBURG, SC  
ROOKIE // ACQUIRED D-3C IN '14

Brandon Thomas was a mainstay on the offensive line at Clemson, helping pave the way for the Tigers offense as they amassed over 6,000 yards from scrimmage in each of the past three seasons. He was named First-Team All-ACC in 2013, and Second-Team All-ACC in 2012. Thomas was also selected to the ACC Academic Honor Roll twice during his collegiate career.

## // TRANSACTIONS

Originally the third of three 3rd-round (100th overall) draft choices by SF in 2014.

## // GOLDMINE

- The word versatile has been used frequently to describe Thomas on the football field. During his days at Paul M. Dorman (Spartanburg, SC) High School, Thomas played guard his freshman and sophomore years, tackle his junior year and tight end/fullback his senior year. He took that versatility with him to Clemson, where he predominantly played tackle, starting 30 games at the position, but he also started nine games at guard for the Tigers. Through all of his experience, Thomas knows what it takes to be successful at both the tackle and guard positions and will use that to his advantage with the 49ers. "Basically, out there (at tackle) you have to have quick feet and good hips," Thomas said. "But inside (at guard), you have to be strong and have a solid base."
- Despite a knee injury late in the draft process, Thomas is aware of the positive situation that surrounds him with the Niners. He understands that there is an established offensive line that will work with him to improve. "This injury could be a blessing in disguise," Thomas said. "To take a year to learn from those guys, and get stronger, get better, get my knee stronger. So, it's going to be a fun process."

## // COLLEGE

Played in 49 games (39 starts - 30 at T and 9 at G) for the Tigers. In 2013, earned First-Team All-ACC honors while starting all 13 games at left tackle. Helped pave the way for Clemson's offense to total 6,600 yds., which ranked 10th in the nation, and marked the second highest output in a single-season in the school's history. In 2012, was selected Second-Team All-ACC after starting all 13 games at left tackle. Part of an offensive line that helped the Tigers tally a school-record 6,665 yds. in total offense. Started 9 games at left guard and 1 game at left tackle in 2011, helping to set a then-school record with 6,171 yds. in total offense. Also became the first Tiger offensive lineman since 1966 to score a TD, recovering a fumble in the end zone vs. Georgia Tech. In 2010, saw playing time in 10 contests. Redshirted as a freshman in 2009.

## // PERSONAL

- Attended Paul M. Dorman (Spartanburg, SC) HS, where he earned Class 5A All-State, All-Area and All-Conference honors during his last three seasons.
- Rated the 8th overall player in South Carolina, and the 14th best offensive tackle in the nation by Rivals.com.
- Earned ACC Academic Honor Roll accolades in 2012 and 2009.
- Graduated with a degree in secondary education.
- Born Brandon Thomas (2/8/91) in Spartanburg, SC.



# BRUCE ELLINGTON

WR

HT 5-9

WT 197

COLLEGE SOUTH CAROLINA

BORN 8.22.91 // MONCKS CORNER, SC // BERKELEY HS, MONCKS CORNER, SC  
ROOKIE // ACQUIRED D-4A IN '14

A two-sport star at the University of South Carolina, Bruce Ellington was explosive both on the gridiron and on the hardwood during his Gamecocks career. He earned First-Team All-SEC honors in 2013, as he led South Carolina in receptions (49), receiving yards (775) and receiving touchdowns (8). Ellington was named to the 2011 Freshman All-SEC team in football, while also earning the same honors in basketball for the 2010-11 season.

## // TRANSACTIONS

Originally the first of two 4th-round (106th overall) draft choices by SF in 2014.

## // GOLDMINE

- Bruce Ellington grew up in Moncks Corner, SC, attended an in-state Division I program, the University of South Carolina, and was drafted by a team in the NFC West, the San Francisco 49ers. His cousin, Andre Ellington, experienced a very similar career path. He grew up in Moncks Corner, SC, attended an in-state Division I school, Clemson, and was drafted by an NFC West team, the Arizona Cardinals.
- He cites his religion as a major contributor to where he is today. "Just taking in every day, praying, asking Him to help me to do things and just going through it and just believing in Him."
- Growing up in a very rural area, Ellington believes he is a product of his environment, "I grew up down a dirt road. Nothing but woods around me. A lot of dogs around and that kind of helped me get faster from them chasing after me. Me and my cousin stayed in the backyard or the front yard and played one-on-one football or one-on-one basketball."
- Ellington knows the value of hard work. When he was younger, he would spend his free time cutting lawns during the hot South Carolina summers.

## // COLLEGE

Played in 39 games (26 starts) for the Gamecocks, registering 106 receipts. for 1,586 yds. and 16 TDs. Also had 43 KORs for 977 yds. (22.7 avg.). As a junior, earned First-Team All-SEC honors and was named Academic All-SEC. Played in 13 games (11 starts) and led the team with 49 receipts. for 775 yds. and 8 TDs. In 2012, was a member of the SEC Academic Honor Roll and was the co-recipient of the team's Everyday Attitude & Hustle Award. Started all 13 games and led the Gamecocks with 600 rec. yds. and 7 TDs on 40 receipts. Also registered 18 KORs for 406 yds. (22.5 avg.). As a freshman, earned Freshman All-SEC and Academic All-SEC honors as an all-purpose performer. Played in 13 games (2 starts) and recorded 17 receipts. for 211 yds. and 1 TD. Also has 20 KORs for 463 yds. (23.2 avg.). Redshirted in football in 2010.

## // PERSONAL

- Was also a member of the basketball team at South Carolina, playing in 80 games (66 starts) and averaging 11.2 points, 3.0 assists and 2.7 rebounds in his career.
- In the 2012-13 season, appeared in 23 games (19 starts) and averaged 9.9 points, 2.6 rebounds, 2.7 assists and 1.3 steals.
- As a sophomore, played in 24 games (15 starts), averaging 11.0 points, 2.3 rebounds and 3.1 assists.
- Started all 30 games in 2010, and was named to the SEC All-Freshman Team. Averaged a team-high 12.8 points, 3.3 rebounds, 3.2 assists and 1.0 steals.
- Attended Berkeley (Moncks Corner, SC) HS and led the Stags to the Division II-AAAA state championship in 2009 as a quarterback.
- Also lettered in basketball and was rated the 56th-best overall prospect and 12th-best point guard in the country by Scout.com.
- Was named South Carolina Coaches Association Class 4A Player of the Year, Region 7-4A Player of the Year, Post and Courier Athlete of the Year and was McDonald's All-America nominee following his senior season.
- Graduated with a degree in sociology.
- Has one brother, Ashley.
- His cousin, Andre, currently plays RB for the Arizona Cardinals.
- Born Bruce Ellington (8/22/91) in Moncks Corner, SC.



# DONTAE JOHNSON

**CB**
**HT 6-2**
**WT 200**
**COLLEGE NORTH CAROLINA STATE**

BORN 12.1.91 // PENNINGTON, NJ // PENNINGTON PREP HS, PENNINGTON, NJ  
ROOKIE // ACQUIRED D-4B IN '14

A cornerback from North Carolina State University, Dontae Johnson saw playing time at multiple positions during his collegiate career for the Wolfpack. He started 28 games and amassed over 200 tackles during his time at NC State.

## // TRANSACTIONS

Originally the second of two 4th-round (129th overall) draft choices by SF in 2014.

## // GOLDMINE

- Johnson, a sports management and business administration major, spent the summer prior to his senior year as a sports marketing intern with French West Vaughan, a marketing/public relations firm based out of Raleigh, NC. During his internship, he worked with some high-profile athletes and clients which provided great experience. "I actually got to do a few things with MoGo, the flavored mouthpiece that [49ers QB] Colin [Kaepernick] actually wears. I did that and then I did a few things for [Cincinnati Bengals DT] Geno Atkins, getting him some suits for the ESPY's." Johnson believes if he weren't a professional football player, that he had found his calling in sports marketing. He said, "That was definitely something I would do. Just the interaction with players and businesses, I felt like that was cool."
- Hauling in 50 passes for 600 yards and 13 touchdowns is an impressive stat-line for a two-way player, which is exactly what Johnson was in high school. He split time as a receiver and defensive back during his time at Pennington Prep (NJ) High School. What made Johnson focus his attention on the defensive side of the ball moving forward? He credited a defensive mentality. Johnson said, "I was more of a physical player. Just the fact that I liked playing defense better. Playing basketball, I had a defensive mindset. So, I guess it just translated to football. I always had a defensive mindset."

## // COLLEGE

Played in 50 games (28 starts) and totaled 217 tackles, 3 INTs, 4.0 sacks, 2 FFs, 10 PDs and 7.5 TFLs for the Wolfpack. As a senior, started all 12 games, registered 82 tackles, 3 INTs, 1 FF and 2 PDs. In 2012, started all 13 games, and recorded 80 tackles, 1.0 sack, 1 FF, 4.5 TFLs and 4 PDs. As a sophomore, played in 13 games (2 starts), and notched 30 tackles, 3.0 sacks, 3 TFLs and 3 PDs. In 2010, played in 12 games (1 start), and tallied 25 tackles and 1 PD.

## // PERSONAL

- Graduated with a degree in sport management at North Carolina State.
- Attended Pennington Prep (Pennington, NJ) HS, where he earned First-Team New Jersey All-Prep honors.
- Was a member of the Pack's Pact Program at North Carolina State, which encourages campus leadership and networking.
- Born Dontae Johnson (12/1/91) in Pennington, NJ.



# AARON LYNCH

LB

HT 6-6

WT 244

COLLEGE SOUTH FLORIDA

BORN 3.8.93 // CAPE CORAL, FL // ISLAND COAST HS, CAPE CORAL, FL  
ROOKIE // ACQUIRED D-5A IN '14

Aaron Lynch led the South Florida Bulls defensive unit with six sacks and 12.5 tackles for loss in 2013, on his way to earning First-Team All-American Athletic Conference honors. Before transferring to South Florida, Lynch starred as a true freshman at Notre Dame where he was selected Freshman First-Team All-America.

## // TRANSACTIONS

Originally the first of two 5th-round (150th overall) draft choices by SF in 2014.

## // GOLDMINE

- Lynch draws his passion for the game from his mother, who had a much more difficult task than competing in football. "She was a single mom for 19, 20 years. I learned a lot of morals and values from my mother." As the oldest of three children, Lynch was forced to grow up quickly, "I was basically the dad of the family."
- One event in particular has given Lynch a reason to strive to be the best football player he can be. "My grandfather passing away. It made me want to work harder, push myself harder." He wants to carry himself in a manner that his grandfather would be proud of.

## // COLLEGE

Played in 24 games (16 starts) and totaled 63 tackles, 11.5 sacks, 1 FF, 1 FR, 19.5 TFLs and 3 PDs during his collegiate career. In 2013 at the University of South Florida, earned First-Team All-AAC honors after playing in 12 games (10 starts), and recording 30 tackles, a team-leading 6.0 sacks and 12.5 TFLs, 1 FR and 1 PD. In 2012, red-shirted after transferring from Notre Dame. As a true freshman for the Irish, earned Freshman First-Team All-America honors. Played in 12 games (6 starts), and totaled 33 tackles, 5.5 sacks, 1 FF, 7 TFLs and 2 PDs.

## // PERSONAL

- Attended Island Coast (Cape Coral, FL) HS where he was selected to First-Team All-State, *Florida Times-Union* Super 75 squad, Florida Athletic Coaches Association Division 16 team and *Fort Myers News-Press* All-Area.
- Ranked as the 3rd best DE and 15th best prospect overall in the ESPN 150 rankings while at Island Coast HS.
- Majored in interdisciplinary social science.
- Born Aaron Lynch (3/8/93) in Cape Coral, FL.



# KEITH REASER

**CB**
**HT 6-0**
**WT 190**
**COLLEGE FLORIDA ATLANTIC**

 BORN 7.31.91 // MIAMI, FL // KILLIAN HS, MIAMI, FL  
 ROOKIE // ACQUIRED D-5B IN '14

An experienced starter from Florida Atlantic University, Keith Reaser finished his collegiate career with 158 tackles and five interceptions. Reaser's cousin was former Washington Redskins S Sean Taylor. "I watched every game he ever played," said Reaser. "From him being at Miami in college to the NFL. We used to run and train together. What I learned most from him was his passion and work ethic. He taught me that, and I will never forget it."

## // TRANSACTIONS

Originally the second of two 5th-round (170th overall) draft choices by SF in 2014.

## // GOLDMINE

- The strength and conditioning part of football is nothing new to Reaser. He grew up a track star in high school and credits the conditioning of the sport to his success on the field. "I had definitely improved my speed. I would give that advice to anybody playing football coming up that wanted to improve their speed, track definitely helps. I definitely think that's the reason I can run the way I do now." In addition to his speed, he displayed his strength at the 2014 NFL Combine. Reaser's 22 reps in the bench press were tied for the most by a cornerback.
- Growing up on the coast in Miami, FL, Reaser enjoyed both fresh and saltwater fishing. The hobby provided a challenge similar to football. "I like the competition of fishing. I don't just go by myself. I don't know exactly what I like about it. Just the challenge of catching fish. I enjoy it."

## // COLLEGE

Played in 40 games (32 starts) for the Owls and registered 158 tackles, 7 TFLs, 5 INTs, 1 FR and 14 PDs. As a senior, played in 6 games (5 starts), recording 26 tackles, 2 TFLs and 4 PDs before suffering a knee injury that sidelined him for the remainder of the season. In 2012, started all 12 games and tallied 45 tackles, 1.5 TFLs, 2 INTs, 1 FR and 3 PDs. As a sophomore, started all 12 games and notched 61 tackles, 2.5 TFLs, 2 INTs and 7 PDs. In 2010, played in 10 games (3 starts) and registered 26 tackles, 1 TFL and 1 INT.

## // PERSONAL

- Cousin of the late Washington Redskins S Sean Taylor.
- Attended Killian (Miami, FL) HS where he earned First-Team All-Dade County and second-team all-state honors as a senior.
- Also ran track, specializing in the 4X100 and the 200.
- Born Keith Reaser (7/31/91) in Miami, FL.



# KENNETH ACKER

**CB**
**HT 6-0**
**WT 195**
**COLLEGE SOUTHERN METHODIST**

BORN 2.6.92 // PORTLAND, OR // GRANT HS, PORTLAND, OR  
ROOKIE // ACQUIRED D-6 IN '14

Kenneth Acker started every game for Southern Methodist University over the past three seasons, and was rewarded by being named Second-Team All-American Athletic Conference in 2013 and Second-Team All-Conference USA in 2012. He registered a total of six interceptions in his last two years, including one pick-six in 2012.

## // TRANSACTIONS

Originally a 6th-round (180th overall) draft choice by SF in 2014.

## // GOLDMINE

- Like many other members on the 49ers roster, Acker's body features tattoos. One of them in particular is very important to him. "The one of myself and my deceased brother [Karols]. He watches over me as my guardian angel. It says playing for two, his eyes watch over me."
- Acker enjoyed a tremendously successful high school athletic career. A versatile athlete on the football field, Acker spent time lined up at quarterback, slot receiver, outside receiver, cornerback, punt returner, kick returner and kicker. He was named both Offensive and Defensive Player of the Year twice (2008 and 2009) while also returning 11 kick and punt returns for TDs in his senior season alone.

## // COLLEGE

Played in 46 games (38 starts) for the Mustangs and registered 159 tackles, 1.0 sack, 7 INTs and 29 PDs. Also tallied 15 KORs for 340 yds. (22.7 avg.) and 14 PRs for 113 yds. (8.1 avg.). As a senior, earned Second-Team All-American Athletic Conference honors. Started all 12 games and notched 46 tackles, 1.0 sack, 3 INTs and 13 PDs. In 2012, started all 13 games and recorded 50 tackles, 3 INTs and 12 PDs en route to being named Second-Team All-Conference USA. As a sophomore, started all 13 games and registered 63 tackles, 1 INT and 4 PDs. In 2010, played in 8 games, serving mainly on special teams.

## // PERSONAL

- Attended Grant (Portland, OR) HS where he became the first player to be named both Offensive and Defensive Player of the Year by the Portland Interscholastic League, earning the honors in 2008 and 2009.
- Also named first-team all-state at DB and second-team all-state at QB.
- Lettered in basketball and was first-team all-state as a junior.
- Brother, Karl, is a WR at LSU.
- Born Kenneth Acker (2/6/92) in Portland, OR.



# KALEB RAMSEY

**DT**
**HT 6-3**
**WT 285**
**COLLEGE BOSTON COLLEGE**

BORN 6.20.89 // UNIONTOWN, PA // LAUREL HIGHLANDS HS, UNIONTOWN, PA  
ROOKIE // ACQUIRED D-7A IN '14

Kaleb Ramsey played in over 40 games at Boston College, producing 6.5 sacks and 15 tackles for loss during his collegiate career. Ramsey was also a two-time all-state selection in basketball at Laurel Highlands High School in Pennsylvania.

## // TRANSACTIONS

Originally the first of two 7th-round (243rd overall) draft choices by SF in 2014.

## // GOLDMINE

- Prior to the NFL Draft, Ramsey earned high praise from many of his former teammates at Boston College. LB Kevin Pierre-Louis said, "Him being a hundred percent healthy, he just kills everyone that's in front of him. I've seen him do things to offensive linemen that you never see, I mean, literally throwing a guy in the air parallel to the ground. He's an amazing athlete." DE Kassim Edbali added, "He's truly a beast. With his physical strength, there's nobody who can stop him."
- Ramsey was one of the stars at the 2014 NFL Combine. His 36 reps of 225 lbs on the bench press were the most among all defensive players and t-2nd most overall.

## // COLLEGE

Played in 41 games and totaled 90 tackles, 6.5 sacks, 15 TFLs and 1 PD for the Eagles. In 2013, saw action in 11 games, and registered 28 tackles, 2.0 sacks and 4 TFLs. In 2012, played in 2 games, and tallied 4 tackles and 0.5 TFLs before sustaining a season-ending injury. In 2011, played in 2 games and notched 2 tackles before sustaining a season-ending injury. In 2010, saw action in 11 games, and totaled 39 tackles, 2.5 sacks, 7.5 TFLs and 1 PD. In 2009, played in 8 games, recorded 11 tackles, 2.0 sacks and 2 TFLs. As a true freshman, played in 7 games, registered 6 tackles and 1 TFL.

## // PERSONAL

- Graduated with a degree in sociology.
- Attended Laurel Highlands (Uniontown, PA) HS, where he earned all-county and all-conference honors as a senior.
- Also starred on Laurel Highlands basketball squad, earning Class AAA All-State honors his junior and senior seasons.
- Born Kaleb Jeffrey Ramsey (6/20/89) in Uniontown, PA.



# TREY MILLARD

**FB**
**HT 6-2**
**WT 247**
**COLLEGE OKLAHOMA**

BORN 7.25.91 // COLUMBIA, MO // ROCK BRIDGE HS, COLUMBIA, MO  
ROOKIE // ACQUIRED D-7B IN '14

Trey Millard was a three-time First-Team All-Big 12 selection at Oklahoma. As a senior, he was the recipient of the Don Key Award, which is given to the player who best exemplifies the many superior qualities of Key, both on the field and in the classroom. Oklahoma coaches describe the award as the highest honor an OU football player can receive while playing for the Sooners.

## // TRANSACTIONS

Originally the second of two 7th-round (245th overall) draft choices by SF in 2014.

## // GOLDMINE

- Millard developed early as an athlete thanks to the motivation of his older brother, Ky. "He has more height. He has a basketball frame. He always drove me. I always tried to play with him and his friends that always came over. That was definitely a driving force," said Millard. Ky used his basketball frame collegiately at Westminster College in Fulton, MO.
- While in middle school, Millard took to a pen and pad in class. He submitted two poems in order to get extra credit. The poems were later published. "The people that I submitted it to liked it and so they published it. I enjoyed it."

## // COLLEGE

Played in 48 games (18 starts) for the Sooners and registered 98 carries for 538 yds. (5.5 avg.) and 2 TDs, while adding 70 receipts for 677 yds (9.7 avg.) and 7 TDs. As a senior, was the recipient of the Don Key Award. Also selected First-Team All-Big 12 and Academic First-Team All-Big 12. Played in 8 games (5 starts) and notched 17 carries for 97 yds. and 1 TD, while adding 11 receipts for 78 yds. and 1 TD. In 2012, Name First-Team All-Big 12 and Academic First-Team All-Big 12. Played in 13 games (8 starts) and notched 33 carries for 198 yds. and had 30 receipts for 337 yds. and 4 TDs. As a sophomore, earned First-Team All-Big 12 honors as he played in 13 games (3 starts) and recorded 24 carries for 169 yds. and 2 TDs and 13 receipts for 127 yds. and 1 TD. In 2010, selected Second-Team All-Big 12. Played in 14 games (2 starts) and rushed for 74 yds. and 3 TDs on 24 carries while adding 16 receipts for 135 yds. and 1 TD.

## // PERSONAL

- Attended Rock Bridge (Columbia, MO) HS, where he rushed for 1,413 yds. and 17 TDs on 219 carries as a senior.
- An accomplished writer and has two poems published.
- Brother, Ky, played basketball at Westminster College.
- Majored in psychology.
- Born Trey Millard (7/25/91) in Columbia, MO.



## UNDRAFTED FREE AGENTS



**45**

**ASANTE CLEVELAND**

<b>HT</b>	<b>WT</b>	<b>TE</b>
6-5	260	

**COLLEGE**  
MIAMI

Saw action in 40 games (10 starts) during his career at Miami, totaling 14 receptions for 151 yds. and 1 TD. As a senior, played in all 13 games (8 starts) and was the recipient of the 2013 Nick Chickillo Most Improved Player Award. During his junior season, played in 11 games (1 start) and finished the season with 2 receptions for 12 yds. Saw action in 8 games during his sophomore season, mainly on special teams. As a true freshman in 2010, appeared in 8 games (1 start) and was 5th on the team in rec. yds. with 110. Attended Christian Brothers (Sacramento, CA) HS and, as a senior, had 24 receptions for 412 yds. and 7 TDs. As a junior, earned all-league honors after leading team with 21 receptions for 262 yds. and 4 TDs. Born on 3/21/92 in Sacramento, CA.



**63**

**DILLON FARRELL**

<b>HT</b>	<b>WT</b>	<b>G/C</b>
6-5	303	

**COLLEGE**  
NEW MEXICO

Appeared in 48 games (45 starts) for the Lobos. As a senior in 2013, started all 11 games in which he played at center. In 2012, started all 13 games at center. Appeared in all 12 games in 2011, making 6 starts at right tackle, 2 at left tackle and 1 at center. As a freshman in 2010, started all 12 games at center after redshirting in 2009. Attended Christian Life Academy (Baton Rouge, LA) where he was a four-year starter on the offensive line. Named first-team all-state as chosen by the coaches and the media following his senior year of 2008. Born 9/7/90 in Baton Rouge, LA.



**18**

**KORY FAULKNER**

<b>HT</b>	<b>WT</b>	<b>QB</b>
6-4	227	

**COLLEGE**  
SOUTHERN ILLINOIS

Appeared in 32 games during his career at the University of Southern Illinois, completing 490 of 823 pass attempts for 5,347 yds. and 34 TDs. Finished his career ranked 4th in school history with 5,347 career passing yds. and tied for 5th in school history with 34 career TD passes. As a senior in 2013, started the first 8 games of the season before suffering a fractured finger. Completed 165 of 272 pass attempts for 1,997 yds. and 18 TDs. Led the Missouri Valley Football Conference with 221.9 passing yds. per game and 248.2 yds. of total offense per game. Also ran for 238 yds. and 2 TDs. Started all 11 games as a junior and completed 191 of 325 pass attempts for 1,865 yds. and 11 TDs. In 2011, played in 10 games and completed 133 of 224 pass attempts for 1,477 yds. and 7 TDs. Completed 1 of 2 pass attempts for 8 yds. in 2010. Redshirted as a true freshman in 2009. Attended Ste. Genevieve (MO) HS where he was a three-time first-team all-region and all-conference honoree. Passed for a total of 8,637 yds. and 102 TDs. Named the 2008 Missouri Class 3A Offensive Player of the Year and selected as first-team all-state by both the coaches and media. Was also voted as his conference's most valuable player. Also played basketball and golf. Born 8/11/1990 in Farmington, MO.




**64**

**FOUIMALO FONOTI**

<b>HT</b>	<b>WT</b>	<b>G</b>
6-4	310	

**COLLEGE**  
MICHIGAN STATE

Played in 30 career games (24 starts) for the Spartans. During his senior season, played right tackle in all 14 games, including 11 consecutive starts to close out the season. Was an Honorable Mention All-Big Ten selection and was nominated for the Allstate Good Works Team for his community involvement. Played 136 snaps in the first two games of the 2012 season before missing the final 11 games of the season with a foot injury. As a junior, started the final 11 games at right tackle, playing 659 snaps during the regular season and did not allow a sack. Spent the 2009 and 2010 seasons at Cerritos College in Norwalk, CA, where he was a JUCO All-American selection. Attended Mayfair (Lakewood, CA) HS and was named to the Long Beach Press-Telegram Dream Team as a senior. Majored in criminal justice. Born 11/15/91 in Lakewood, CA.




**KEVIN GREENE**

<b>HT</b> 6-3	<b>WT</b> 242	<b>TE</b>
------------------	------------------	-----------

**COLLEGE**  
SOUTHERN CALIFORNIA

Saw action in 37 games at the University of Southern California at tight end and defensive end/linebacker. Played in 9 games and tallied 3 tackles during his senior season in 2013. Appeared in 11 games in 2012 while registering 5 tackles, a single-season career-high 2.0 sacks, 2 FFs and 1 FR. Appeared in 10 games in 2011 and 7 in 2010. Redshirted as a true freshman in 2009. Attended Sacred Heart Cathedral Prep in San Francisco, CA. Earned All-Northern California First-Team honors as a senior defensive end and linebacker in 2008 with 45 tackles, 28 sacks and 5 forced fumbles. Played his first year of football as a junior in 2007, contributing 45 tackles and 22 sacks. Also played basketball. Majored in communications. Born 5/14/90 in Oakland, CA.



**SHAYNE SKOV**

<b>HT</b> 6-3	<b>WT</b> 247	<b>LB</b>
------------------	------------------	-----------

**COLLEGE**  
STANFORD

Played in 54 games (48 starts) for the Cardinal, registering 355 tackles, 40.5 TFLs, 17.0 sacks, 5 FFs, 3 FRs and 13 PDs. As a senior, earned Second-Team All-American honors from the Football Writers Association and third-team accolades from the Associated Press. The First-Team All-Pac-12 selection was also named the league's Defensive Player of the Year by Athlon Sports and was the recipient of Stanford's Jim Reynolds Award given to the individual who showed the most leadership on the team in 2013. Led the team for the third straight season with a career-high 109 tackles, while adding 5.5 sacks, 3 FFs and 2 FRs. In 2012, started all 13 games, leading the team with 81 tackles while earning Honorable Mention All-Pac-12 honors. Also earned Honorable Mention All-Pac-12 honors in 2010 as well as Honorable Mention Freshman All-American marks by College Football News in 2009. Originally attended Piedmont (CA) HS as a freshman, in 2006, before transferring to Trinity-Pawling (NY) HS for his final three prep seasons. Also lettered in basketball and track and field. Majored in management science and engineering. Born 7/9/90 in San Francisco, CA.



**JAMES McCRAY**

<b>HT</b> 6-0	<b>WT</b> 210	<b>S</b>
------------------	------------------	----------

**COLLEGE**  
CATAWBA

Played in 42 games (39 starts) in four years at Catawba College. Started all 11 games in 2013, registering 78 tackles and 2.0 sacks and was named First-Team All-South Atlantic Conference. Also had a team-high 21 kick returns for 477 yds. (22.7 avg.). In 2012, appeared in all 11 games (10 starts) and was named First-Team All-SAC after registering 79 tackles, 4 PDs and 2 INTs. Received a medical redshirt in 2011 after sustaining a season-ending injury in the first game of the year. Played in all 10 games in 2010, recording 61 tackles and 2 PDs en route to being named First-Team All-SAC. Ranked first in Division II, averaging 32.5 yds. on kickoff returns. Started played in 10 games (8 starts) as a true freshman in 2009, registering 25 tackles, 2 PDs, 1 INT and 1 FF. Attended Harding University (Charlotte, NC) HS and was named All-Queen City 3A/4A after returning three kickoffs for TDs and registering 7 INTs in his senior season. Born 6/18/91 in Georgetown, SC.

# 2013 SAN FRANCISCO 49ERS REGULAR SEASON STATISTICS

Date	W/L	Score	Opponent	Attendance	Rushing	No	Yds	Avg	Long	TD
9/8	W	34-28	Green Bay	69,732	F.Gore	276	1,128	4.1	51	9
9/15	L	3-29	at Seattle	68,338	C.Kaepernick	92	524	5.7	28	4
9/22	L	7-27	Indianapolis	69,732	K.Hunter	78	358	4.6	45	3
9/26	W	35-11	at St. Louis	56,640	L.James	12	59	4.9	21	0
10/6	W	34-3	Houston	69,732	A.Dixon	28	56	2.0	9	2
10/13	W	32-20	Arizona	69,732	Q.Patton	1	26	26.0	26	0
10/20	W	31-17	at Tennessee	69,143	K.Williams	2	23	11.5	13	0
10/27	W	42-10	at Jacksonville	83,559	B.Miller	7	13	1.9	4	0
11/10	L	9-10	Carolina	69,732	A.Boldin	2	11	5.5	11	0
11/17	L	20-23	at New Orleans	73,025	M.Moore	1	9	9.0	9	0
11/25	W	27-6	at Washington	79,773	C.McCoy	6	-6	-1.0	-1	0
12/1	W	23-13	St. Louis	69,732	<b>49ers</b>	<b>505</b>	<b>2,201</b>	<b>4.4</b>	<b>51</b>	<b>18</b>
12/8	W	19-17	Seattle	69,732	<b>Opponents</b>	<b>397</b>	<b>1,535</b>	<b>3.9</b>	<b>30</b>	<b>11</b>
12/15	W	33-14	at Tampa Bay	64,142	<b>Receiving</b>	<b>No</b>	<b>Yds</b>	<b>Avg</b>	<b>Long</b>	<b>TD</b>
12/23	W	34-24	Atlanta	69,732	A. Boldin	85	1,179	13.9	63	7
12/29	W	23-20	at Arizona	63,570	V. Davis	52	850	16.3	64t	13

**Team Statistics**

	49ers	Opponents
<b>Total First Downs</b>	<b>286</b>	<b>284</b>
Rushing	115	77
Passing	148	181
Penalty	23	26
3rd Down: Made/Att	77/211	76/223
3rd Down Pct.	36.5%	34.1%
4th Down: Made/Att	7/11	10/23
4th Down Pct.	63.6%	43.5%

	49ers	Opponents
<b>Possession Avg.</b>	<b>30:35</b>	<b>29:26</b>
<b>Total Net Yards</b>	<b>5,180</b>	<b>5,071</b>
Avg. Per Game	323.8	316.9
Total Plays	961	1,020
Avg. Per Play	5.4	5.0
<b>Net Yards Rushing</b>	<b>2,201</b>	<b>1,535</b>
Avg. Per Game	137.6	95.9
Total Rushes	505	397

	49ers	Opponents
<b>Net Yards Passing</b>	<b>2,979</b>	<b>3,536</b>
Avg. Per Game	186.2	221.0
Sacked/Yards Lost	39/231	38/283
Gross Yards	3,210	3,819
Attempts/Completions	417/244	585/345
Completion Pct.	58.5%	59.0%
Had Intercepted	8	18

	49ers	Opponents
<b>Punts/Average</b>	<b>79/48.2</b>	<b>87/44.6</b>
<b>Net Punting Avg.</b>	<b>41.7</b>	<b>39.2</b>
<b>Penalties/Yards</b>	<b>103/845</b>	<b>96/878</b>
<b>Fumbles/Ball Lost</b>	<b>20/10</b>	<b>21/12</b>
<b>Touchdowns</b>	<b>44</b>	<b>30</b>
Rushing	18	11
Passing	21	19
Returns	5	0

**Score By Periods**

	Q1	Q2	Q3	Q4	OT	Pts
49ers	97	121	71	117	0	406
Opponents	31	86	36	119	0	272

**Scoring**

	TD	Ru	Pa	Rt	PAT	FG	2Pt	Pts
P. Dawson	0	0	0	0	44/44	32/36	0	140
V. Davis	13	0	13	0	0/0	0/0	0	78
F. Gore	9	9	0	0	0/0	0/0	0	54
A. Boldin	7	0	7	0	0/0	0/0	0	42
C. Kaepernick	4	4	0	0	0/0	0/0	0	24
K. Hunter	4	3	0	1	0/0	0/0	0	24
A. Dixon	2	2	0	0	0/0	0/0	0	12
N. Bowman	1	0	0	1	0/0	0/0	0	6
K. Osgood	1	0	0	1	0/0	0/0	0	6
D. Skuta	1	0	0	1	0/0	0/0	0	6
M. Crabtree	1	0	1	0	0/0	0/0	0	6
T. Brock	1	0	0	1	0/0	0/0	0	6
C. Lemonier	0	0	0	0	0/0	0/0	0	2
<b>49ers</b>	<b>44</b>	<b>18</b>	<b>21</b>	<b>5</b>	<b>44/44</b>	<b>32/36</b>	<b>0</b>	<b>406</b>
<b>Opponents</b>	<b>30</b>	<b>11</b>	<b>19</b>	<b>0</b>	<b>28/28</b>	<b>20/25</b>	<b>1</b>	<b>272</b>

**Sacks:** 49ers: A. Brooks 8.5, A. Smith 8.5, J. Smith 6.5, N. Bowman 5.0, R. McDonald 3.5, P. Willis 3.0, G. Dorsey 2.0, C. Lemonier 1.0 **Total: 38.0, Opponents: 39.0**

**2-Pt. Conversions:** 49ers 0/0, Opponents 1/2

	No	Yds	Avg	Long	TD
<b>Receiving</b>	<b>No</b>	<b>Yds</b>	<b>Avg</b>	<b>Long</b>	<b>TD</b>
A. Boldin	85	1,179	13.9	63	7
V. Davis	52	850	16.3	64t	13
B. Miller	25	243	9.7	43	0
M. Crabtree	19	284	14.9	60	1
F. Gore	16	141	8.8	29	0
K. Williams	12	113	9.4	16	0
M. Manningham	9	85	9.4	14	0
V. McDonald	8	119	14.9	25	0
Q. Patton	3	34	11.3	29	0
A. Dixon	3	30	10.0	19	0
J. Baldwin	3	28	9.3	15	0
G. Celek	2	38	19.0	30	0
L. James	2	16	8.0	12	0
K. Hunter	2	13	6.5	9	0
K. Osgood	1	17	17.0	17	0
J. Staley	1	14	14.0	14	0
M. Moore	1	6	6.0	6	0
<b>49ers</b>	<b>244</b>	<b>3,210</b>	<b>13.2</b>	<b>64t</b>	<b>21</b>
<b>Opponents</b>	<b>345</b>	<b>3,819</b>	<b>11.1</b>	<b>75t</b>	<b>19</b>

**Interceptions**

	No	Yds	Avg	Long	TD
T. Brock	5	82	16.4	41	1
E. Reid	4	54	13.5	53	0
N. Bowman	2	93	46.5	89t	1
C. Rogers	2	14	7.0	11	0
D. Whitner	2	7	3.5	7	0
A. Brooks	1	22	22.0	22	0
T. Jerod-Eddie	1	6	6.0	6	0
E. Wright	1	0	0.0	0	0
<b>49ers</b>	<b>18</b>	<b>278</b>	<b>15.4</b>	<b>89t</b>	<b>2</b>
<b>Opponents</b>	<b>8</b>	<b>117</b>	<b>14.6</b>	<b>43</b>	<b>0</b>

**Punting**

	No	Yds	Avg	Net	TB	In	Lg	B
A. Lee	79	3,804	48.2	41.7	9	27	62	0
<b>49ers</b>	<b>79</b>	<b>3,804</b>	<b>48.2</b>	<b>41.7</b>	<b>9</b>	<b>27</b>	<b>62</b>	<b>0</b>
<b>Opponents</b>	<b>85</b>	<b>3,884</b>	<b>44.6</b>	<b>40.1</b>	<b>4</b>	<b>27</b>	<b>65</b>	<b>2</b>

**Punt Returns**

	Ret	FC	Yds	Avg	Long	TD
L. James	23	12	251	10.9	40	0
K. Williams	12	20	61	5.1	22	0
<b>49ers</b>	<b>35</b>	<b>32</b>	<b>312</b>	<b>8.9</b>	<b>40</b>	<b>0</b>
<b>Opponents</b>	<b>38</b>	<b>21</b>	<b>330</b>	<b>8.7</b>	<b>38</b>	<b>0</b>

**Kickoff Returns**

	No	Yds	Avg	Long	TD
L. James	12	321	26.8	41	0
K. Williams	7	134	19.1	35	0
A. Dixon	5	101	20.2	47	0
K. Hunter	4	81	20.3	30	0
P. Cox	3	82	27.3	30	0
Q. Patton	1	7	7.0	7	0
<b>49ers</b>	<b>32</b>	<b>726</b>	<b>22.7</b>	<b>47</b>	<b>0</b>
<b>Opponents</b>	<b>54</b>	<b>1,104</b>	<b>20.4</b>	<b>82</b>	<b>0</b>

**Field Goals**

	1-19	20-29	30-39	40-49	50+
P. Dawson	0/0	12/13	6/6	10/11	4/6
<b>49ers</b>	<b>0/0</b>	<b>12/13</b>	<b>6/6</b>	<b>10/11</b>	<b>4/6</b>
<b>Opponents</b>	<b>0/0</b>	<b>1/1</b>	<b>10/11</b>	<b>8/11</b>	<b>1/2</b>

**Dawson:** (48N, 27G, 33G) (21G) ( ) (53N, 71N) (38G, 24G) (35G, 26G, 44G) (44G) ( ) (53G, 43G, 25G) (55G, 29G) (29G, 49G) (32G, 43G, 24G) (23G, 48G, 52G, 22G) (47G, 43G, 21G, 35G) (49G, 30G) (27G, 24N, 56G, 40G)

**Opponents:** ( ) (30G, 37G) (43G, 41G, 51N) (40G) (45N, 41G) ( ) (31G) (38G) (48N, 53G) (21G, 42G, 31G) (36G, 35G) (43G, 34G) (31G) ( ) (35G) (37N, 49G, 43N, 43G)

**Fumbles Lost:** C. Kaepernick 4, F. Gore 3, P. Cox 1, V. Davis 1, K. Hunter 1 **Total: 10**

**Opponent Fumble Recoveries:** N. Bowman 2, E. Reid 2, T. Brown 1, K. Hunter 1, T. Jerod-Eddie 1, K. Osgood 1, D. Skuta 1, B. Ventrone 1, D. Whitner 1 **Total: 11**

	Passing	Att	Cmp	Yds	Cmp%	Yds/Att	TD	TD%	Int	Int%	Long	Sack/Lost	Rating
C. Kaepernick	416	243	3,197	58.4%	7.7	21	5.0%	8	1.9%	64t	39/231	91.6	
C. McCoy	1	1	13	100.0%	13.0	0	0.0%	0	0.0%	13	0/0	118.8	
<b>49ers</b>	<b>417</b>	<b>244</b>	<b>3,210</b>	<b>58.5%</b>	<b>7.7</b>	<b>21</b>	<b>5.0%</b>	<b>8</b>	<b>1.9%</b>	<b>64t</b>	<b>39/231</b>	<b>91.7</b>	
<b>Opponents</b>	<b>585</b>	<b>345</b>	<b>3,819</b>	<b>59.0%</b>	<b>6.5</b>	<b>19</b>	<b>3.2%</b>	<b>18</b>	<b>3.1%</b>	<b>75t</b>	<b>38/283</b>	<b>76.4</b>	

# 2013 DEFENSIVE & SPECIAL TEAMS STATISTICS

## DEFENSIVE STATISTICS

PLAYER	TACKLES			For Loss	Quarterback						
	Total	Solo	Asst		Sacks	Hits	Pres	INT	PD	FF	FR
N. Bowman	192	118	74	9	5.0	12	19	2	9	4	2
P. Willis	147	92	55	7	3.0	9	15	0	1	2	0
J. Smith	115	69	46	10.5	6.5	57	84	0	0	1	0
D. Whitner	103	63	40	0	0.0	1	1	2	12	2	1
G. Dorsey	100	57	43	2.5	2.0	4	10	0	0	0	0
E. Reid	92	69	23	0	0.0	0	0	4	11	0	1
R. McDonald	81	53	28	10	3.5	33	47	0	1	0	0
A. Brooks	74	60	14	15.5	8.5	27	49	1	7	1	1
C. Rogers	59	44	15	0	0.0	2	4	2	8	0	0
T. Jerod-Eddie	55	31	24	3	0.0	18	30	1	2	0	1
A. Smith	44	31	13	12.5	8.5	41	53	0	0	0	0
T. Brock	44	36	8	0	0.0	0	0	5	15	0	0
T. Brown	38	31	7	0	0.0	0	0	0	11	0	2
D. Dobbs	37	13	24	0.5	0.0	9	18	0	1	0	0
D. Skuta	34	18	16	4	0.0	11	22	0	2	0	1
M. Wilhoite	24	14	10	1	0.0	0	0	0	1	0	0
C. Lemonier	14	9	5	1	1.0	10	17	0	3	1	0
C. Dahl	10	4	6	0	0.0	0	0	0	0	0	0
C. Spillman	10	7	3	0	0.0	0	0	0	0	0	0
E. Wright	8	7	1	0	0.0	0	0	1	2	0	0
I. Williams	4	2	2	0	0.0	0	0	0	0	0	0
P. Cox	4	2	2	0	0.0	0	0	0	0	0	0
N. Asomugha	3	2	1	0	0.0	0	0	0	1	0	0
Q. Dial	2	1	1	0	0.0	0	0	0	0	0	0
N. Moody	1	1	0	0	0.0	0	0	0	0	0	0
D. Morris	1	0	1	0	0.0	0	0	0	0	0	0
<b>TOTALS</b>	<b>1,296</b>	<b>834</b>	<b>462</b>	<b>76.5</b>	<b>38.0</b>	<b>234</b>	<b>369</b>	<b>18</b>	<b>87</b>	<b>11</b>	<b>9</b>

*Includes own and opponent fumble recoveries*

## SACKS (38.0)

**Brooks (8.5)** - 1.0 at Sea., 1.5 at StL, 1.0 at Ten., 2.0 vs. Car., 1.0 at NO, 2.0 at Was.  
**A. Smith (8.5)** - 1.5 vs. GB; 2.0 at Sea., 1.0 vs. Ind., 2.0 at Was, 2.0 at TB  
**J. Smith (6.5)** - 0.5 at StL, 2.0 at Ten., 2.0 at Was., 1.0 at TB, 1.0 vs. Atl.  
**Bowman (5.0)** - 2.0 at StL, 1.0 vs. StL, 1.0 vs. Sea., 1.0 at Arz.  
**McDonald (3.5)** - 0.5 vs. GB, 1.0 vs. Hou., 1.0 vs. StL, 1.0 vs. Sea.  
**Willis (3.0)** - 1.0 vs. Car., 1.0 vs. StL, 1.0 at TB  
**Dorsey (2.0)** - 1.0 at Sea., 1.0 at StL  
**Lemonier (1.0)** - 1.0 vs. Arz.

## INTERCEPTIONS (18)

**Brock (5)** - 2-31 vs. Hou., 1-10 at Ten., 1-41 vs. Car., 1-0 vs. Atl.  
**Reid (4)** - 1-0 vs. GB, 1-1 at Sea., 1-53 vs. Arz., 1-0 at TB  
**Bowman (2)** - 1-89t vs. Atl., 1-4 at Arz.  
**Rogers (2)** - 1-11 vs. Arz., 1-3 vs. StL  
**Whitner (2)** - 1-0 at StL, 1-7 at Was.  
**Brooks (1)** - 1-22 at NO  
**Jerod-Eddie (1)** - 1-6 vs. Hou.  
**Wright (1)** - 1-0 vs. Sea.

## TOUCHDOWNS (3)

**Bowman (1)** - 89-yd. INT return vs. Atl.  
**Brock (1)** - 18-yd. INT return vs. Hou.  
**Skuta (1)** - 47-yd. fumble return at Jax.

## SAFETIES (1)

**Lemonier (1)** - Sacked Cardinals QB Carson Palmer in the end zone vs. Arz.

## SINGLE-GAME BESTS

**Tackles:** 22 by Patrick Willis vs. Atl.  
**Tackles for Loss:** 4.0, two times, last by NaVorro Bowman at StL  
**Sacks:** 2.0, eight times, last by Aldon Smith at TB  
**Passes Defensed:** 3 by Tarell Brown at StL  
**Interceptions:** 2 by Tramaine Brock vs. Hou.  
**Forced Fumbles:** 1, 11 times, last by NaVorro Bowman at Arz.  
**Fumble Recoveries:** 1, seven times, last by NaVorro Bowman at Arz.  
**Special Teams Tackles:** 4 by Bubba Ventrone vs. Sea.

## SPECIAL TEAMS

PLAYER	Tot	Solo	Ast	KDs	FF	FR	BP	PTS
C. Spillman	19	11	8	6	0	0	15	830
B. Ventrone	15	7	8	11	0	1	8	710
C. Dahl	7	6	1	15	0	0	6	692
M. Wilhoite	17	12	5	5	0	0	8	652
K. Osgood	12	4	8	8	0	1	16	634
A. Dixon	5	3	2	4	1	0	4	606
P. Dawson	0	0	0	0	0	0	4	578
A. Lee	0	0	0	0	0	0	2	449
D. Dobbs	2	1	1	3	0	0	1	446
C. Lemonier	6	3	3	5	0	0	3	374
D. Skuta	7	4	3	4	0	0	0	367
D. Morris	7	4	3	3	0	0	6	348
T. Brock	2	2	0	4	0	0	0	305
K. McDermott	0	0	0	0	0	0	0	305
D. Kilgore	0	0	0	6	0	0	0	284
V. McDonald	0	0	0	0	0	0	0	220
N. Stupar	5	1	4	2	0	0	3	210
B. Miller	4	2	2	0	0	0	3	206
E. Reid	7	2	5	0	0	1	9	202
L. James	0	0	0	0	0	0	8	193
T. Jerod-Eddie	0	0	0	2	0	0	0	181
A. Boone	0	0	0	0	0	0	0	160
A. Davis	0	0	0	0	0	0	0	160
A. Snyder	0	0	0	0	0	0	0	160
G. Celek	0	0	0	3	0	0	0	159
J. Staley	0	0	0	1	0	0	0	153
J. Smith	0	0	0	2	0	0	0	149
K. Hunter	6	3	3	0	0	1	4	136
A. Brooks	0	0	0	0	0	0	0	134
K. Williams	0	0	0	0	0	0	2	122
M. Iupati	0	0	0	0	0	0	0	114
G. Dorsey	0	0	0	0	0	0	0	112
N. Moody	2	2	0	3	0	0	0	110
P. Willis	0	0	0	0	0	0	0	110
T. Brown	0	0	0	0	0	0	0	107
P. Cox	0	0	0	3	0	0	0	98
E. Wright	0	0	0	2	0	0	0	93
A. Smith	0	0	0	0	0	0	0	90
D. Carrier	0	0	0	0	0	0	0	79
N. Bowman	2	1	1	0	0	0	0	78
J. Looney	0	0	0	0	0	0	0	44
R. McDonald	0	0	0	0	0	0	0	22
M. Moore	0	0	0	0	0	0	0	21
Q. Dial	0	0	0	0	0	0	0	16
Q. Patton	0	0	0	0	0	0	0	15
J. Goodwin	0	0	0	1	0	0	0	13
I. Williams	0	0	0	0	0	0	0	8
A. Boldin	0	0	0	0	0	0	0	8
<b>TOTALS</b>	<b>125</b>	<b>68</b>	<b>57</b>	<b>93</b>	<b>1</b>	<b>4</b>	<b>102</b>	<b>11263</b>

Special Teams Key: Tot (total tackles), Solo (solo tackle), Ast (assisted tackle), KDs (knock down), FF (forced fumble), FR (fumble recovery), BP (big play), PTS (production points as graded by coaching staff)

## TOUCHDOWNS (2)

**Hunter (1)** - 2-yd. fumble return at TB  
**Osgood (1)** - fumble recovery in the end zone at Ten.

## BLOCKED PUNTS (2)

**Dahl (1)** - blocked Jon Ryan's punt at Sea.  
**Osgood (1)** - blocked Jon Ryan's punt vs. Sea.

# 2013 SAN FRANCISCO 49ERS POSTSEASON STATISTICS

Date	W/L	Score	Opponent	Attendance	Rushing	No	Yds	Avg	Long	TD
1/5	W	23-20	at Green Bay	77,525	C. Kaepernick	26	243	9.3	58	1
1/12	W	23-10	at Carolina	73,784	F. Gore	48	164	3.4	39	1
1/19	L	17-23	at Seattle	68,454	K. Hunter	14	47	3.4	17	0

## Team Statistics

49ers		Opponents		Receiving		Interceptions		Punting		Punt Returns		Kickoff Returns		Field Goals	
<b>Total First Downs</b>	<b>59</b>	<b>50</b>	<b>49ers</b>	<b>92</b>	<b>454</b>	<b>4.9</b>	<b>58</b>	<b>3</b>	<b>1-19</b>	<b>20-29</b>	<b>30-39</b>	<b>40-49</b>	<b>50+</b>	<b>0/0</b>	<b>0/0</b>
Rushing	21	22	Opponents	84	332	4.0	40t	2	9	373	41.4	35.1	1	2	52
Passing	31	25	49ers	45	576	12.8	45	3	9	373	41.4	35.1	1	2	52
Penalty	7	3	Opponents	49	659	13.4	59	0	9	372	41.3	39.1	0	3	51
3rd Down: Made/Att	15/37	14/35	49ers	2	17	8.5	18	0	9	373	41.4	35.1	0	3	51
3rd Down Pct.	40.5%	40.0%	Opponents	3	17	5.7	17	0	9	372	41.3	39.1	0	3	51
4th Down: Made/Att	3/4	2/5	49ers	2	17	8.5	18	0	9	373	41.4	35.1	0	3	52
4th Down Pct.	75.0%	40.0%	Opponents	1	18	18.0	18	0	9	373	41.4	35.1	0	3	52
<b>Possession Avg.</b>	<b>29:11</b>	<b>30:49</b>	49ers	2	17	8.5	18	0	9	373	41.4	35.1	0	3	52
<b>Total Net Yards</b>	<b>1,004</b>	<b>914</b>	Opponents	1	10	10.0	10	0	9	372	41.3	39.1	0	3	51
Avg. Per Game	334.7	304.7	49ers	1	13	13.0	13	0	9	373	41.4	35.1	0	3	52
Total Plays	182	173	Opponents	1	6	6.0	6	0	9	372	41.3	39.1	0	3	51
Avg. Per Play	5.5	5.3	49ers	1	2	2.0	2	0	9	373	41.4	35.1	0	3	52
<b>Net Yards Rushing</b>	<b>454</b>	<b>332</b>	Opponents	1	2	2.0	2	0	9	372	41.3	39.1	0	3	51
Avg. Per Game	151.3	110.7	49ers	3	17	5.7	17	0	9	372	41.3	39.1	0	3	51
Total Rushes	92	84	Opponents	3	17	5.7	17	0	9	372	41.3	39.1	0	3	51
<b>Net Yards Passing</b>	<b>550</b>	<b>582</b>	49ers	2	17	8.5	18	0	9	373	41.4	35.1	0	3	52
Avg. Per Game	183.3	194.0	Opponents	3	17	5.7	17	0	9	372	41.3	39.1	0	3	51
Sacked/Yards Lost	6/26	13/77	49ers	2	17	8.5	18	0	9	373	41.4	35.1	0	3	52
Gross Yards	576	659	Opponents	3	17	5.7	17	0	9	372	41.3	39.1	0	3	51
Attempts/Completions	84/45	76/49	49ers	2	17	8.5	18	0	9	373	41.4	35.1	0	3	52
Completion Pct.	53.6%	64.5%	Opponents	3	17	5.7	17	0	9	372	41.3	39.1	0	3	51
Had Intercepted	3	2	49ers	2	17	8.5	18	0	9	373	41.4	35.1	0	3	52
<b>Punts/Average</b>	<b>9/41.4</b>	<b>9/41.3</b>	Opponents	3	17	5.7	17	0	9	372	41.3	39.1	0	3	51
<b>Net Punting Avg.</b>	<b>35.1</b>	<b>39.1</b>	49ers	2	17	8.5	18	0	9	373	41.4	35.1	0	3	52
<b>Penalties/Yards</b>	<b>14/115</b>	<b>19/159</b>	Opponents	3	17	5.7	17	0	9	372	41.3	39.1	0	3	51
<b>Fumbles/Ball Lost</b>	<b>5/1</b>	<b>5/1</b>	49ers	2	17	8.5	18	0	9	373	41.4	35.1	0	3	52
<b>Touchdowns</b>	<b>6</b>	<b>5</b>	Opponents	3	17	5.7	17	0	9	372	41.3	39.1	0	3	51
Rushing	3	2	49ers	2	17	8.5	18	0	9	373	41.4	35.1	0	3	52
Passing	3	3	Opponents	3	17	5.7	17	0	9	372	41.3	39.1	0	3	51
Returns	0	0	49ers	2	17	8.5	18	0	9	373	41.4	35.1	0	3	52

## Score By Periods

	Q1	Q2	Q3	Q4	OT	Pts
49ers	15	21	14	13	0	63
Opponents	0	23	10	20	0	53

## Scoring

	TD	Ru	Pa	Rt	PAT	FG	2Pt	Pts
P. Dawson	0	0	0	0	6/6	7/7	0	27
V. Davis	2	0	2	0	0/0	0/0	0	12
A. Dixon	1	1	0	0	0/0	0/0	0	6
C. Kaepernick	1	1	0	0	0/0	0/0	0	6
A. Boldin	1	0	1	0	0/0	0/0	0	6
F. Gore	1	1	0	0	0/0	0/0	0	6
<b>49ers</b>	<b>6</b>	<b>3</b>	<b>3</b>	<b>0</b>	<b>6/6</b>	<b>7/7</b>	<b>0</b>	<b>63</b>
<b>Opponents</b>	<b>5</b>	<b>2</b>	<b>3</b>	<b>0</b>	<b>5/5</b>	<b>6/6</b>	<b>0</b>	<b>53</b>

## Sacks:

49ers: A. Brooks 4.5, A. Smith 3.5, N. Bowman 2.0, D. Skuta 2.0, T. Jerod-Eddie 0.5, R. McDonald 0.5 **Total: 13.0, Opponents: 6.0**

## 2-Pt. Conversions: 49ers 0/0, Opponents 0/0

	Att	Cmp	Yds	Cmp%	Yds/Att	TD	TD%	Int	Int%	Long	Sack/Lost	Rating
C. Kaepernick	82	45	576	54.9%	7.0	3	3.7%	3	3.7%	45	6/26	74.0
A. Boldin	1	0	0	0.0%	0.0	0	0.0%	0	0.0%	0	0/0	39.6
A. Lee	1	0	0	0.0%	0.0	0	0.0%	0	0.0%	0	0/0	39.6
<b>49ers</b>	<b>84</b>	<b>45</b>	<b>576</b>	<b>53.6%</b>	<b>6.9</b>	<b>3</b>	<b>3.6%</b>	<b>3</b>	<b>3.6%</b>	<b>45</b>	<b>6/26</b>	<b>72.3</b>
<b>Opponents</b>	<b>76</b>	<b>49</b>	<b>659</b>	<b>64.5%</b>	<b>8.7</b>	<b>3</b>	<b>3.9%</b>	<b>2</b>	<b>2.6%</b>	<b>59</b>	<b>13/77</b>	<b>94.1</b>

**Fumbles Lost:** C. Kaepernick 1 **Total: 1**

**Opponent Fumble Recoveries:** A. Smith 1 **Total: 1**

# 2013 DEFENSIVE & SPECIAL TEAMS POSTSEASON STATISTICS

## DEFENSIVE STATISTICS

PLAYER	TACKLES			For Loss	Quarterback						
	Total	Solo	Asst		Sacks	Hits	Pres	INT	PD	FF	FR
N. Bowman	40	20	20	2	2.0	2	4	0	0	2	0
P. Willis	36	19	17	0	0.0	2	3	1	1	0	0
J. Smith	27	14	13	1	0.0	10	14	0	0	0	0
R. McDonald	26	14	12	0.5	0.5	10	15	0	0	0	0
A. Brooks	25	18	7	4.5	4.5	7	15	0	0	1	0
G. Dorsey	21	12	9	1	0.0	4	6	0	0	0	0
E. Reid	17	11	6	1	0.0	0	0	0	1	0	0
D. Whitner	15	7	8	0	0.0	0	0	1	3	0	0
A. Smith	14	10	4	3.5	3.5	9	13	0	0	1	1
T. Brock	13	11	2	0	0.0	0	0	0	0	0	0
T. Jerod-Eddie	12	8	4	0.5	0.5	1	2	0	0	0	0
T. Brown	10	9	1	0	0.0	0	0	0	1	0	0
P. Cox	5	3	2	0	0.0	0	0	0	2	0	0
D. Skuta	5	3	2	2	2.0	3	4	0	0	0	0
D. Dobbs	4	1	3	0	0.0	1	2	0	0	0	0
C. Rogers	2	1	1	0	0.0	0	0	0	0	0	0
C. Lemonier	1	1	0	0	0.0	0	0	0	0	0	0
C. Spillman	1	0	1	0	0.0	0	0	0	0	0	0
D. Morris	1	1	0	0	0.0	0	0	0	0	0	0
M. Wilhoite	0	0	0	0	0.0	1	1	0	0	0	0
<b>TOTALS</b>	<b>275</b>	<b>163</b>	<b>112</b>	<b>16</b>	<b>13.0</b>	<b>50</b>	<b>79</b>	<b>2</b>	<b>8</b>	<b>4</b>	<b>1</b>

## SACKS (13.0)

**Brooks (4.5)** - 2.0 at GB, 2.5 at Car.      **D. Skuta (2.0)** - 1.0 at Car., 1.0 at Sea.  
**A. Smith (3.5)** - 1.5 at GB, 2.0 at Sea.      **T. Jerod-Eddie (0.5)** - 0.5 at Car.  
**N. Bowman (2.0)** - 1.0 at Car., 1.0 at Sea.      **McDonald (0.5)** - 0.5 at GB

## INTERCEPTIONS (2)

**Whitner (1)** - 1-18 at Car.      **Willis (1)** - 1(-1) at Car.

## SINGLE-GAME BESTS

**Tackles:** 15 by NaVorro Bowman at Sea.  
**Tackles for Loss:** 2.5 by Ahmad Brooks at Car.  
**Sacks:** 2.5 by Ahmad Brooks at Car.  
**Passes Defensed:** 2 by Donte Whitner at Car.  
**Interceptions:** 1 by Donte Whitner and Patrick Willis at Car.  
**Forced Fumbles:** 1, four times, last by NaVorro Bowman and Aldon Smith at Sea.  
**Fumble Recoveries:** 1 by Aldon Smith at Sea.  
**Special Teams Tackles:** 2, four times, last by K. Osgood and B. Ventrone at Car.

## SPECIAL TEAMS

PLAYER	Tot	Solo	Ast	KDs	FF	FR	BP	PTS
C. Spillman	2	2	0	2	0	0	0	123
K. Osgood	4	2	2	1	0	0	3	116
B. Ventrone	3	2	1	1	0	0	1	109
D. Skuta	2	2	0	2	0	0	0	108
C. Dahl	1	1	0	0	0	0	0	99
M. Wilhoite	3	1	2	2	0	0	0	96
D. Dobbs	3	2	1	1	0	0	0	94
P. Dawson	0	0	0	0	0	0	1	72
A. Dixon	1	0	1	1	0	0	0	69
D. Morris	0	0	0	0	0	1	1	51
V. McDonald	0	0	0	0	0	0	0	50
A. Lee	0	0	0	0	0	0	0	48
L. James	0	0	0	0	0	0	1	48
D. Kilgore	0	0	0	1	0	0	0	47
K. McDermott	0	0	0	0	0	0	0	44
C. Lemonier	0	0	0	0	0	0	0	37
P. Cox	1	1	0	0	0	0	0	31
A. Boone	0	0	0	0	0	0	0	26
G. Celek	0	0	0	0	0	0	0	26
A. Davis	0	0	0	0	0	0	0	26
M. Iupati	0	0	0	0	0	0	0	26
A. Snyder	0	0	0	0	0	0	0	26
J. Staley	0	0	0	0	0	0	0	26
T. Jerod-Eddie	0	0	0	0	0	0	0	26
T. Brock	0	0	0	0	0	0	0	24
T. Brown	0	0	0	0	0	0	0	24
G. Dorsey	0	0	0	0	0	0	0	22
J. Smith	0	0	0	0	0	0	0	22
P. Willis	0	0	0	0	0	0	0	22
A. Brooks	0	0	0	0	0	0	0	21
E. Reid	0	0	0	0	0	0	0	18
K. Hunter	0	0	0	0	0	0	0	18
A. Smith	0	0	0	0	0	0	0	17
N. Bowman	0	0	0	1	0	0	0	14
E. Wright	0	0	0	0	0	0	0	13
R. McDonald	0	0	0	0	0	0	0	2
W. Tukuafu	0	0	0	0	0	0	0	2
<b>TOTALS</b>	<b>20</b>	<b>13</b>	<b>7</b>	<b>12</b>	<b>0</b>	<b>1</b>	<b>7</b>	<b>1643</b>

**Special Teams Key:** Tot (total tackles), Solo (solo tackle), Ast (assisted tackle), KDs (knock down), FF (forced fumble), FR (fumble recovery), BP (big play), PTS (production points as graded by coaching staff)

## 2013 SAN FRANCISCO 49ERS PARTICIPATION CHART

PLAYER	GB 9-8	at SEA 9-15	IND 9-22	at STL 9-26	HOU 10-6	ARZ 10-13	at TEN 10-20	at JAX 10-27	CAR 11-10	at NO 11-17	at WAS 11-25	STL 12-1	SEA 12-8	at TB 12-15	ATL 12-23	at ARZ 12-29	GP	GS	DNP	IA
Asomugha, Nnamdi	NB	P	P	IA	IA	IA	IA	IA	NR	NR	NR	NR	NR	NR	NR	NR	3	1	0	5
Baldwin, Jon	IA	IA	IA	P	WR	P	P	IA	P	P	IA	IA	IA	IA	IA	IA	7	1	0	9
Bethel-Thompson, M.	NR	NR	NR	NR	NR	IA	IA	IA	IA	IA	PS	PS	PS	PS	PS	PS	0	0	0	6
Boldin, Anquan	WR	WR	WR	WR	WR	WR	WR	WR	WR	WR	WR	WR	WR	WR	WR	WR	16	16	0	0
Boone, Alex	RG	RG	RG	RG	RG	RG	RG	RG	RG	RG	RG	RG	RG	RG	RG	RG	16	16	0	0
Bowman, NaVorro	ILB	ILB	ILB	ILB	ILB	ILB	ILB	ILB	ILB	ILB	ILB	ILB	ILB	ILB	ILB	ILB	16	16	0	0
Brock, Tramaine	P	P	P	P	NB	P	P	P	P	P	RCB	RCB	RCB	RCB	RCB	RCB	16	7	0	0
Brooks, Ahmad	OLB	OLB	OLB	OLB	OLB	OLB	OLB	OLB	OLB	OLB	OLB	OLB	OLB	OLB	OLB	OLB	16	16	0	0
Brown, Tarell	RCB	RCB	RCB	RCB	RCB	RCB	RCB	RCB	RCB	RCB	IA	IA	IA	P	P	P	13	10	0	3
Bykowski, Carter	PS	PS	PS	PS	PS	PS	PS	PS	PS	PS	PS	PS	PS	PS	PS	PS	0	0	0	0
Carradine, Tank	NFI	NFI	NFI	NFI	NFI	NFI	NFI	NFI	IA	IA	IA	IA	IA	IR	IR	IR	0	0	0	5
Carrier, Derek	PS	PS	PS	PS	PS	PS	PS	PS	PS	P	P	P	P	P	IA	IA	5	0	0	2
Carswell, Brandon	IR	IR	IR	IR	IR	IR	IR	IR	IR	IR	IR	IR	IR	IR	IR	IR	0	0	0	4
Celek, Garrett	P	TE	P	P	P	P	P	P	IA	IA	IA	IA	P	P	P	P	12	1	0	4
Cox, Perrish	P	P	P	P	P	P	P	P	P	NR	NR	NR	NR	NR	NR	NR	9	0	0	0
Crabtree, Michael	PUP	PUP	PUP	PUP	PUP	PUP	PUP	PUP	PUP	PUP	PUP	WR	WR	WR	WR	WR	5	5	0	0
Culliver, Chris	IR	IR	IR	IR	IR	IR	IR	IR	IR	IR	IR	IR	IR	IR	IR	IR	0	0	0	0
Cunningham, Jermaine	NR	NR	NR	NR	IA	IA	IA	IA	NR	NR	NR	NR	NR	NR	NR	NR	0	0	0	4
Dahl, Craig	P	P	P	P	P	P	P	P	P	P	P	P	P	P	P	P	16	0	0	0
Daniels, B.J.	IA	IA	IA	IA	NR	NR	NR	NR	NR	NR	NR	NR	NR	NR	NR	NR	0	0	0	4
Davis, Anthony	RT	RT	RT	RT	RT	RT	RT	RT	RT	RT	RT	RT	RT	RT	RT	RT	16	16	0	0
Davis, Vernon	TE	TE	IA	TE	TE	TE	TE	TE	TE	TE	TE	TE	TE	TE	TE	TE	15	15	0	1
Dawson, Phil	P	P	P	P	P	P	P	P	P	P	P	P	P	P	P	P	16	0	0	0
Debniak, Alex	IR	IR	IR	IR	IR	IR	IR	IR	IR	IR	IR	IR	IR	IR	IR	IR	0	0	0	6
Dial, Quinton	NFI	NFI	NFI	NFI	NFI	NFI	P	IA	DNP	P	IA	IA	IA	IA	IA	IA	3	0	1	6
Dixon, Anthony	P	P	P	P	P	P	P	P	P	P	P	P	P	P	P	FB	16	1	0	0
Dobbs, Demarcus	SUS	P	P	P	P	P	P	P	P	P	P	P	P	P	P	P	15	0	0	0
Dorsey, Glenn	P	P	NT	NT	P	NT	NT	NT	NT	NT	NT	NT	NT	NT	NT	NT	16	13	0	0
Fleming, Darius	IR	IR	IR	IR	IR	IR	IR	IR	IR	IR	IR	IR	IR	IR	IR	IR	0	0	0	0
Goodwin, Jonathan	C	C	C	C	C	C	C	C	C	C	C	C	C	C	C	C	16	16	0	0
Gore, Frank	RB	RB	RB	RB	RB	RB	RB	RB	RB	RB	RB	RB	RB	RB	RB	RB	16	16	0	0
Hampton, Jewel	PS	PS	PS	PS	PS	PS	PS	PS	PS	PS	PS	PS	PS	PS	PS	PS	0	0	0	0
Harper, Chris	IA	IA	IA	IA	IA	IA	NR	NR	NR	NR	NR	NR	NR	NR	NR	NR	0	0	0	6
Hunter, Kendall	P	P	P	P	P	P	P	P	P	P	P	P	P	P	P	P	16	0	0	0
Iupati, Mike	LG	LG	LG	LG	LG	LG	LG	LG	LG	IA	IA	IA	IA	IA	LG	LG	12	12	0	4
Jacobs, Chuck	PS	PS	PS	PS	PS	PS	PS	PS	PS	PS	PS	PS	PS	PS	PS	PS	0	0	0	0
James, LaMichael	IA	IA	IA	P	IA	IA	IA	IA	P	P	P	P	P	P	P	P	10	0	0	6
Jerod-Eddie, Tony	P	IA	P	P	P	P	P	P	P	LDT	LDT	P	P	P	P	P	15	2	0	1
Kaepernick, Colin	QB	QB	QB	QB	QB	QB	QB	QB	QB	QB	QB	QB	QB	QB	QB	QB	16	16	0	0
Kilgore, Daniel	P	P	P	P	P	P	P	P	P	P	P	P	P	P	P	P	16	0	0	0
Lattimore, Marcus	NFI	NFI	NFI	NFI	NFI	NFI	NFI	NFI	NFI	NFI	NFI	NFI	NFI	NFI	NFI	NFI	0	0	0	0
Lee, Andy	P	P	P	P	P	P	P	P	P	P	P	P	P	P	P	P	16	0	0	0
Lemonier, Corey	P	P	P	P	P	P	P	P	P	P	P	P	P	P	P	P	16	0	0	0
Looney, Joe	IA	IA	IA	IA	IA	IA	IA	IA	IA	P	P	P	P	P	IA	IA	4	0	0	12
Manningham, Mario	PUP	PUP	PUP	PUP	PUP	PUP	PUP	WR	WR	WR	WR	P	P	P	IA	IR	6	3	0	1
Marecic, Owen	NR	NR	DNP	IA	NR	NR	NR	NR	NR	NR	NR	NR	NR	NR	NR	NR	0	0	1	1
Marquardt, Luke	NFI	NFI	NFI	NFI	NFI	NFI	NFI	NFI	NFI	NFI	NFI	NFI	NFI	NFI	NFI	NFI	0	0	0	0
McCoy, Colt	DNP	DNP	DNP	P	DNP	DNP	DNP	DNP	DNP	DNP	DNP	DNP	DNP	DNP	DNP	DNP	4	0	12	0
McDermott, Kevin	P	P	P	P	P	P	P	P	P	P	P	P	P	P	P	P	16	0	0	0
McDonald, Ray	LDT	LDT	LDT	LDT	LDT	LDT	LDT	LDT	LDT	IA	IA	LDT	LDT	LDT	LDT	LDT	14	14	0	2
McDonald, Vance	P	P	TE	TE	P	P	P	P	P	P	P	P	P	TE	IA	TE	15	4	0	1
Miller, Bruce	FB	FB	FB	FB	FB	FB	FB	FB	FB	FB	FB	FB	P	FB	IR	IR	14	13	0	0
Moody, Nick	P	IR	IR	IR	IR	IR	IR	IR	IA	P	P	P	IA	IA	IA	IA	4	0	0	4
Moore, Marlon	P	P	P	IA	P	IA	P	NR	NR	NR	NR	NR	NR	NR	NR	NR	6	0	0	2
Morris, Darryl	PS	PS	PS	P	P	P	P	P	P	P	P	P	P	P	P	P	13	0	0	0
Netter, Al	NR	NR	NR	NR	NR	NR	PS	PS	PS	PS	PS	PS	PS	PS	PS	PS	0	0	0	0
Okoye, Lawrence	IR	IR	IR	IR	IR	IR	IR	IR	IR	IR	IR	IR	IR	IR	IR	IR	0	0	0	0
Omameh, Patrick	PS	PS	PS	PS	PS	NR	NR	NR	NR	NR	NR	NR	NR	NR	NR	NR	0	0	0	0
Osgood, Kassim	NR	P	P	P	P	P	P	P	IA	P	P	P	P	P	P	P	14	0	0	1
Patton, Quinton	P	P	P	P	IA	IA	IA	IA	IA	IA	IA	IA	IA	IA	P	P	6	0	0	10
Purcell, Mike	PS	PS	PS	PS	PS	PS	PS	PS	PS	PS	PS	PS	PS	PS	PS	PS	0	0	0	0
Reed, D'Aundre	NR	NR	NR	PS	PS	PS	PS	PS	PS	PS	NR	NR	NR	NR	NR	NR	0	0	0	0
Reid, Eric	FS	FS	FS	FS	FS	FS	FS	FS	FS	FS	FS	FS	FS	FS	FS	FS	16	16	0	0
Rogers, Carlos	LCB	LCB	LCB	LCB	LCB	LCB	LCB	LCB	LCB	LCB	LCB	LCB	LCB	LCB	LCB	LCB	16	16	0	0
Seymour, Ryan	NR	NR	NR	NR	NR	NR	NR	NR	NR	NR	NR	NR	NR	IA	IA	IA	0	0	0	3
Skelton, John	NR	NR	NR	NR	IA	NR	NR	NR	NR	NR	NR	NR	NR	NR	NR	NR	0	0	0	1
Skuta, Dan	P	P	P	OLB	OLB	OLB	OLB	OLB	OLB	OLB	P	P	P	P	P	P	16	8	0	0
Smith, Aldon	OLB	OLB	OLB	NFI	NFI	NFI	NFI	NFI	P	P	OLB	OLB	OLB	OLB	OLB	OLB	11	8	0	0
Smith, Justin	RDT	RDT	RDT	RDT	RDT	RDT	RDT	RDT	RDT	RDT	RDT	RDT	RDT	RDT	RDT	RDT	16	16	0	0
Snyder, Adam	P	P	P	P	P	P	P	P	P	P	LG	LG	LG	LG	P	P	16	4	0	0
Spillman, C.J.	P	P	P	P	P	P	P	P	P	P	P	P	P	P	P	P	16	0	0	0
Staley, Joe	LT	LT	LT	LT	LT	LT	LT	LT	LT	LT	LT	LT	LT	LT	LT	LT	16	16	0	0
Stupar, Nate	IA	IA	IA	P	P	P	P	NR	NR	NR	NR	NR	NR	NR	NR	NR	5	0	0	3
Swanson, Dax	NR	NR	NR	NR	NR	NR	NR	NR	NR	PS	PS	PS	PS	PS	PS	PS	0	0	0	0
Thomas, Michael	PS	PS	PS	PS	PS	PS	PS	PS	PS	PS	PS	PS	PS	NR	NR	NR	0	0	0	0
Tukuafu, Will	IA	NR	NR	NR	NR	NR	NR	NR	NR	NR	NR	NR	NR	NR	P	P	2	0	0	1
Ventrone, Bubba	P	P	P	P	P	P	P	P	P	P	P	P	P	P	P	P	16	0	0	0
Whitner, Donte	SS	SS	SS	SS	SS	SS	SS	SS	SS	SS	SS	SS	SS	SS	SS	SS	16	16	0	0
Wilhoite, Michael	P	P	P	ILB	ILB	P	P	P	P	P	P	P	P	P	P	P	16	2	0	0
Williams, Ian	P	NT	IR	IR	IR	IR	IR	IR	IR	IR	IR	IR	IR	IR	IR	IR	2	1	0	0
Williams, Kyle	WR	P	WR	P	P	WR	WR	WR	P	NR	NR	NR	NR	NR	NR	NR	9	5	0	0
Willis, Patrick	ILB	ILB	ILB	IA	IA	ILB	ILB	ILB	ILB	ILB	ILB	ILB	ILB	ILB	ILB	ILB	14	14	0	2
Wright, Eric	NFI	NFI	NFI	NFI	NFI	NFI	NFI	NFI	NFI	P	P	P	P	P	P	P	7	0	0	1
Wylie, Devon	NR	NR	NR	NR	NR	NR	NR	NR	NR	NR	NR	NR	NR	PS	PS	PS	0	0	0	0

Position = Starter, P = Played, DNP = Did Not Play, IA = Inactive, IR = Injured Reserve, EQ = Emergency Quarterback, PUP = Physically Unable to Perform,  
 NR = Not on Roster, PS = Practice Squad, NFI = Non-Football Injury, SUS = Suspended, EXP = Roster Exemption, PSI = Practice Squad/Injured, BYE = Week 9

# 49ERS POSTSEASON ROSTER AND PARTICIPATION CHART

## ROSTER BY EXPERIENCE, POSTSEASON

PLAYER	EXP	GP/GS	W/ SF
Phil Dawson	15	4/0	3/0
Justin Smith	13	9/9	8/8
Jonathan Goodwin	12	16/12	8/8
Kassim Osgood	11	11/0	3/0
Anquan Boldin	11	14/14	3/3
Andy Lee	10	8/0	8/0
Adam Snyder	9	5/2	5/2
Frank Gore	9	8/8	8/8
Carlos Rogers	9	7/7	7/7
Vernon Davis	8	8/8	8/8
Donte Whitner	8	8/8	8/8
Ahmad Brooks	8	8/8	8/8
Bubba Ventrone	8	5/0	3/0
Patrick Willis	7	8/8	8/8
Ray McDonald	7	8/8	8/8
Tarell Brown	7	8/8	8/8
Joe Staley	7	8/8	8/8
Eric Wright	7	2/1	1/0
Craig Dahl	6	3/0	3/0
Glenn Dorsey	6	4/3	3/2
Dan Skuta	5	6/0	3/0
Mario Manningham*	5	4/2	0/0
C.J. Spillman	5	8/0	8/0
Michael Crabtree	5	8/7	8/7
Anthony Davis	4	8/8	8/8
Mike Iupati	4	8/8	8/8
NaVorro Bowman	4	8/8	8/8
Anthony Dixon	4	8/0	8/0
Alex Boone	4	8/6	8/6
Tramaine Brock	4	8/3	8/3
Colt McCoy	4	0/0	0/0
Chris Culliver*	3	5/2	5/2
Kendall Hunter	3	5/0	5/0
Bruce Miller*	3	5/3	5/3
Aldon Smith	3	8/6	8/6
Perrish Cox	3	6/1	6/1
Jon Baldwin	3	0/0	0/0
Demarcus Dobbs	3	5/0	5/0
Daniel Kilgore	3	6/0	6/0
Colin Kaepernick	3	6/6	6/6
Will Tukuafu	3	6/2	6/2
Ian Williams*	3	0/0	0/0
Garrett Celek	2	6/0	6/0
Michael Wilhoite	2	6/0	6/0
Tony Jerod-Eddie	2	3/0	3/0
LaMichael James	2	6/0	6/0
Joe Looney	2	0/0	0/0
Darius Fleming*	2	0/0	0/0
Brandon Carswell*	1	0/0	0/0
Derek Carrier	1	0/0	0/0
Eric Reid	R	3/3	3/3
Vance McDonald	R	3/0	3/0
Corey Lemonier	R	3/0	3/0
Kevin McDermott	R	3/0	3/0
Darryl Morris	R	3/0	3/0
Quinton Patton	R	3/0	3/0
Quinton Dial	R	0/0	0/0
Nick Moody	R	0/0	0/0
Ryan Seymour	R	0/0	0/0
Tank Carradine*	R	0/0	0/0
Marcus Lattimore^	R	0/0	0/0
Alex Debniaik*	R	0/0	0/0
Luke Marquardt^	R	0/0	0/0
Lawrence Okoye*	R	0/0	0/0

\*Injured Reserve List  
^Reserve/NFI

## POSTSEASON PARTICIPATION

	at GB 1-5	at Car. 1-12	at Sea. 1-19	GP	GS	DNP	IA
Asomugha, Nnamdi	NR	NR	NR	0	0	0	0
Baldwin, Jon	IA	IA	IA	0	0	0	3
Bethel-Thompson, M.	PS	PS	PS	0	0	0	0
Boldin, Anquan	WR	WR	WR	3	3	0	0
Boone, Alex	RG	RG	RG	3	3	0	0
Bowman, NaVorro	ILB	ILB	ILB	3	3	0	0
Brock, Tramaine	LCB	LCB	LCB	3	3	0	0
Brooks, Ahmad	OLB	OLB	OLB	3	3	0	0
Brown, Tarell	RCB	RCB	RCB	3	3	0	0
Bykowski, Carter	PS	PS	PS	0	0	0	0
Carradine, Tank	IR	IR	IR	0	0	0	0
Carrier, Derek	IA	IA	IA	0	0	0	3
Carswell, Brandon	IR	IR	IR	0	0	0	0
Celek, Garrett	P	P	P	3	0	0	0
Cox, Perrish	CB	P	P	3	1	0	0
Crabtree, Michael	WR	WR	P	3	2	0	0
Culliver, Chris	IR	IR	IR	0	0	0	0
Cunningham, Jermaine	NR	NR	NR	0	0	0	0
Dahl, Craig	P	P	P	3	0	0	0
Daniels, B.J.	NR	NR	NR	0	0	0	0
Davis, Anthony	RT	RT	RT	3	3	0	0
Davis, Vernon	TE	TE	TE	3	3	0	0
Dawson, Phil	P	P	P	3	0	0	0
Debniaik, Alex	IR	IR	IR	0	0	0	0
Dial, Quinton	IA	IA	IA	0	0	0	3
Dixon, Anthony	P	P	FB	3	1	0	0
Dobbs, Demarcus	P	P	P	3	0	0	0
Dorsey, Glenn	P	NT	NT	3	2	0	0
Fleming, Darius	IR	IR	IR	0	0	0	0
Goodwin, Jonathan	C	C	C	3	3	0	0
Gore, Frank	RB	RB	RB	3	3	0	0
Hampton, Jewel	PS	PS	PS	0	0	0	0
Harper, Chris	NR	NR	NR	0	0	0	0
Hunter, Kendall	P	P	P	3	0	0	0
Iupati, Mike	LG	LG	LG	3	3	0	0
Jacobs, Chuck	PS	PS	PS	0	0	0	0
James, LaMichael	P	P	P	3	0	0	0
Jerod-Eddie, Tony	P	P	P	3	0	0	0
Kaepernick, Colin	QB	QB	QB	3	3	0	0
Kilgore, Daniel	P	P	P	3	0	0	0
Lattimore, Marcus	NFI	NFI	NFI	0	0	0	0
Lee, Andy	P	P	P	3	0	0	0
Lemonier, Corey	P	P	P	3	0	0	0
Looney, Joe	IA	IA	IA	0	0	0	3
Manningham, Mario	IR	IR	IR	0	0	0	0
Marecic, Owen	NR	NR	NR	0	0	0	0
Marquardt, Luke	NFI	NFI	NFI	0	0	0	0
McCoy, Colt	DNP	DNP	DNP	0	0	3	0
McDermott, Kevin	P	P	P	3	0	0	0
McDonald, Ray	LDT	LDT	LDT	3	3	0	0
McDonald, Vance	P	P	TE	3	1	0	0
Miller, Bruce	IR	IR	IR	0	0	0	0
Moody, Nick	IA	IA	IA	0	0	0	3
Moore, Marlon	NR	NR	NR	0	0	0	0
Morris, Darryl	P	P	P	3	0	0	0
Netter, Al	PS	PS	PS	0	0	0	0
Okoye, Lawrence	IR	IR	IR	0	0	0	0
Omameh, Patrick	NR	NR	NR	0	0	0	0
Osgood, Kassim	P	P	P	3	0	0	0
Patton, Quinton	P	P	P	3	0	0	0
Purcell, Mike	PS	PS	PS	0	0	0	0
Reed, D'Aundre	NR	NR	NR	0	0	0	0
Reid, Eric	FS	FS	FS	3	3	0	0
Rogers, Carlos	IA	IA	P	1	0	0	2
Seymour, Ryan	IA	IA	IA	0	0	0	3
Skelton, John	NR	NR	NR	0	0	0	0
Skuta, Dan	P	P	P	3	0	0	0
Smith, Aldon	OLB	OLB	OLB	3	3	0	0
Smith, Justin	RDT	RDT	RDT	3	3	0	0
Snyder, Adam	P	P	P	3	0	0	0
Spillman, C.J.	P	P	P	3	0	0	0
Staley, Joe	LT	LT	LT	3	3	0	0
Stupar, Nate	NR	NR	NR	0	0	0	0
Swanson, Dax	PS	PS	PS	0	0	0	0
Thomas, Michael	NR	NR	NR	0	0	0	0
Tukuafu, Will	FB	FB	P	3	2	0	0
Ventrone, Bubba	P	P	P	3	0	0	0
Whitner, Donte	SS	SS	SS	3	3	0	0
Wilhoite, Michael	P	P	P	3	0	0	0
Williams, Ian	IR	IR	IR	0	0	0	0
Williams, Kyle	NR	NR	NR	0	0	0	0
Willis, Patrick	ILB	ILB	ILB	3	3	0	0
Wright, Eric	P	DNP	IA	1	0	1	1
Wylie, Devon	PS	PS	PS	0	0	0	0



# 2013 SAN FRANCISCO 49ERS GAME-BY-GAME STARTERS

## OFFENSE

Opp	WR	LT	LG	C	RG	RT	TE	WR	FB	RB	QB	Other
GB	Boldin	Staley	lupati	Goodwin	Boone	A. Davis	V. Davis	Williams	Miller	Gore	Kaepernick	
at Sea	Boldin	Staley	lupati	Goodwin	Boone	A. Davis	V. Davis		Miller	Gore	Kaepernick	Celek (TE)
Ind	Boldin	Staley	lupati	Goodwin	Boone	A. Davis	McDonald	Williams	Miller	Gore	Kaepernick	
at StL	Boldin	Staley	lupati	Goodwin	Boone	A. Davis	V. Davis		Miller	Gore	Kaepernick	McDonald (TE)
Hou	Boldin	Staley	lupati	Goodwin	Boone	A. Davis	V. Davis	Baldwin	Miller	Gore	Kaepernick	
Arz	Boldin	Staley	lupati	Goodwin	Boone	A. Davis	V. Davis	Williams	Miller	Gore	Kaepernick	
at Ten	Boldin	Staley	lupati	Goodwin	Boone	A. Davis	V. Davis	Williams	Miller	Gore	Kaepernick	
at Jax	Boldin	Staley	lupati	Goodwin	Boone	A. Davis	V. Davis	Williams	Miller	Gore	Kaepernick	
Car	Boldin	Staley	lupati	Goodwin	Boone	A. Davis	V. Davis	Manningham	Miller	Gore	Kaepernick	
at NO	Boldin	Staley	lupati	Goodwin	Boone	A. Davis	V. Davis	Manningham	Miller	Gore	Kaepernick	
at Was	Boldin	Staley	Snyder	Goodwin	Boone	A. Davis	V. Davis	Manningham	Miller	Gore	Kaepernick	
StL	Boldin	Staley	Snyder	Goodwin	Boone	A. Davis	V. Davis	Crabtree	Miller	Gore	Kaepernick	
Sea	Boldin	Staley	Snyder	Goodwin	Boone	A. Davis	V. Davis	Crabtree		Gore	Kaepernick	McDonald (TE)
at TB	Boldin	Staley	Snyder	Goodwin	Boone	A. Davis	V. Davis	Crabtree	Miller	Gore	Kaepernick	
Atl	Boldin	Staley	lupati	Goodwin	Boone	A. Davis	V. Davis	Crabtree		Gore	Kaepernick	McDonald (TE)
at Arz	Boldin	Staley	lupati	Goodwin	Boone	A. Davis	V. Davis	Crabtree	Dixon	Gore	Kaepernick	
<b>Postseason</b>												
at GB	Boldin	Staley	lupati	Goodwin	Boone	A. Davis	V. Davis	Crabtree	Tukuafu	Gore	Kaepernick	
at Car	Boldin	Staley	lupati	Goodwin	Boone	A. Davis	V. Davis	Crabtree	Tukuafu	Gore	Kaepernick	
at Sea	Boldin	Staley	lupati	Goodwin	Boone	A. Davis	V. Davis		Dixon	Gore	Kaepernick	McDonald (TE)

## DEFENSE

Opp	LDT	NT	RDT	OLB	ILB	ILB	OLB	LCB	RCB	SS	FS	Other
GB	McDonald		J. Smith	Brooks	Bowman	Willis	A. Smith	Rogers	T. Brown	Whitner	Reid	Asomugha (CB)
at Sea	McDonald	I. Williams	J. Smith	Brooks	Bowman	Willis	A. Smith	Rogers	T. Brown	Whitner	Reid	
Ind	McDonald	Dorsey	J. Smith	Brooks	Bowman	Willis	A. Smith	Rogers	T. Brown	Whitner	Reid	
at StL	McDonald	Dorsey	J. Smith	Brooks	Bowman	Wilhoite	Skuta	Rogers	T. Brown	Whitner	Reid	
Hou	McDonald		J. Smith	Brooks	Bowman	Wilhoite	Skuta	Rogers	T. Brown	Whitner	Reid	Brock (CB)
Arz	McDonald	Dorsey	J. Smith	Brooks	Bowman	Willis	Skuta	Rogers	T. Brown	Whitner	Reid	
at Ten	McDonald	Dorsey	J. Smith	Brooks	Bowman	Willis	Skuta	Rogers	T. Brown	Whitner	Reid	
at Jax	McDonald	Dorsey	J. Smith	Brooks	Bowman	Willis	Skuta	Rogers	T. Brown	Whitner	Reid	
Car	McDonald	Dorsey	J. Smith	Brooks	Bowman	Willis	Skuta	Rogers	T. Brown	Whitner	Reid	
at NO	Jerod-Eddie	Dorsey	J. Smith	Brooks	Bowman	Willis	Skuta	Rogers	T. Brown	Whitner	Reid	
at Was	Jerod-Eddie	Dorsey	J. Smith	Brooks	Bowman	Willis	Skuta	Rogers	T. Brown	Whitner	Reid	
StL	McDonald	Dorsey	J. Smith	Brooks	Bowman	Willis	A. Smith	Rogers	Brock	Whitner	Reid	
Sea	McDonald	Dorsey	J. Smith	Brooks	Bowman	Willis	A. Smith	Rogers	Brock	Whitner	Reid	
at TB	McDonald	Dorsey	J. Smith	Brooks	Bowman	Willis	A. Smith	Rogers	Brock	Whitner	Reid	
Atl	McDonald	Dorsey	J. Smith	Brooks	Bowman	Willis	A. Smith	Rogers	Brock	Whitner	Reid	
at Arz	McDonald	Dorsey	J. Smith	Brooks	Bowman	Willis	A. Smith	Rogers	Brock	Whitner	Reid	
<b>Postseason</b>												
at GB	McDonald		J. Smith	Brooks	Bowman	Willis	A. Smith	Brock	T. Brown	Whitner	Reid	Cox (CB)
at Car	McDonald	Dorsey	J. Smith	Brooks	Bowman	Willis	A. Smith	Brock	T. Brown	Whitner	Reid	
at Sea	McDonald	Dorsey	J. Smith	Brooks	Bowman	Willis	A. Smith	Brock	T. Brown	Whitner	Reid	

## INACTIVES

Opp	Inactives
GB	Daniels/Harper/James/Tukuafu/Stupar/Looney/Baldwin
at Sea	Daniels/Harper/James/Stupar/Jerod-Eddie/Looney/Baldwin
Ind	Daniels/Harper/James/Stupar/Looney/Baldwin/V. Davis
at StL	Daniels/Harper/Moore/Asomugha/Marecic/Willis/Looney
Hou	Patton/Harper/Skelton/Asomugha/Cunningham/Willis/Looney
Arz	Bethel-Thompson/Patton/Harper/James/Asomugha/Cunningham/Looney
at Ten	Bethel-Thompson/Patton/Moore/James/Asomugha/Cunningham/Looney
at Jax	Bethel-Thompson/Patton/James/Asomugha/Cunningham/Looney/Baldwin
Car	Bethel-Thompson/Patton/Osgood/Wright/Dial/Looney/Carradine
at NO	Bethel-Thompson/Patton/Moody/Looney/Celek/R. McDonald/Carradine
at Was	Bethel-Thompson/Patton/T. Brown/lupati/Celek/R. McDonald/Carradine
StL	Patton/T. Brown/Dial/lupati/Baldwin/Celek/Carradine
Sea	Patton/T. Brown/Dial/lupati/Baldwin/Celek/Carradine
at TB	Patton/Moody/Seymour/Dial/lupati/Baldwin/V. McDonald
Atl	Carrier/Moody/Seymour/Dial/Looney/Manningham/Baldwin
at Arz	Carrier/Moody/Seymour/Dial/Looney/Baldwin
<b>Postseason</b>	
at GB	Rogers/Carrier/Moody/Seymour/Dial/Looney/Baldwin
at Car	Rogers/Carrier/Moody/Seymour/Dial/Looney/Baldwin
at Sea	Wright/Carrier/Moody/Seymour/Dial/Looney/Baldwin

## 2013 SAN FRANCISCO 49ERS TRANSACTIONS

- 2-7 Signed DT **Lamar Divens**, WR **Ricardo Lockette**, G **Al Netter**, LB **Nate Stupar**, G **Wayne Tribue** and T **Kenny Wiggins** to Reserve/Future contracts.
- 2-11 Signed S **Michael Thomas** to a Reserve/Future contract.
- 3-6 Released K **David Akers**.
- 3-7 Tendered a one-year contract to restricted free agent CB **Tramaine Brock**. The team also signed WR **Joe Hastings** to a one-year deal.
- 3-11 Signed NT **Ian Williams** to a two-year contract extension through the 2015 season.
- 3-12 Traded QB **Alex Smith** to the Kansas City Chiefs for an undisclosed 2013 draft choice, and a conditional pick in the 2014 NFL Draft. Acquired WR **Anquan Boldin** from the Baltimore Ravens for an undisclosed 2013 draft pick.
- 3-13 Signed defensive lineman **Glenn Dorsey** to a two-year contract.
- 3-14 Signed LB **Dan Skuta** to a two-year contract.
- 3-16 Signed S **Craig Dahl** to a three-year deal.
- 3-19 Signed K **Phil Dawson** and WR **Marlon Moore** both to a one-year contract.
- 3-21 Signed S **Darcel McBath** to a one-year contract.
- 4-2 Acquired QB **Colt McCoy** and an undisclosed 2013 draft pick from the Cleveland Browns, sending the Browns two undisclosed 2013 draft picks.
- 4-3 Signed CB **Nnamdi Asomugha** to a one-year contract.
- 4-25 Traded 1st round pick (31st overall) and 3rd round pick (74th overall) to Dallas for 18th overall pick. Selected S **Eric Reid** in the 1st round (18th overall).
- 4-26 Traded 34th overall to Tennessee for 2013 2nd round pick (40th overall), a 2013 7th round pick (216th overall) and a 3rd round pick in 2014. Selected DT **Cornellius "Tank" Carradine** (40th overall) and TE **Vance McDonald** (55th overall) in the 2nd round. Traded pick (61st overall) along with 2013 6th round pick (173rd overall) to Green Bay for 2nd round pick (55th overall). Traded 3rd round pick (93rd overall) and 6th round pick (216th overall) to Green Bay for 88th overall pick. Selected LB **Corey Lemonier** (88th overall) in the 3rd round.
- 4-27 Selected WR **Quinton Patton** (128th overall) and RB **Marcus Lattimore** (131st overall) in the 4th round. Selected DT **Quinton Dial** (157th overall) in the 5th round. Selected LB **Nick Moody** (180th overall) in the 6th round. Selected QB **B.J. Daniels** (237th overall), T **Carter Bykowski** (246th overall) and CB **Marcus Cooper** (252nd overall) in the 7th round.
- 5-6 Signed G **Adam Snyder** to a two-year contract.
- 5-7 Signed P **Anthony Santella** to a one-year deal and signed the following 12 undrafted free agents: C **Sherman Carter**, FB **Alex Debniaik**, TE **MarQueis Gray**, RB **D.J. Harper**, WR **Chuck Jacobs**, T **Luke Marquardt**, LS **Kevin McDermott**, CB **Darryl Morris**, DL **Lawrence Okoye**, G **Patrick Omah**, NT **Mike Purcell** and CB **Lowell Rose**.
- 5-10 Signed the following five draft picks to four-year deals: DT **Quinton Dial**, LB **Nick Moody**, QB **B.J. Daniels**, T **Carter Bykowski**, and CB **Marcus Cooper**.
- 5-14 Signed FB **Jason Schepler** to a three-year deal.
- 5-22 Signed WR **Quinton Patton** to a four-year deal. The team also claimed TE/LS **Kyle Nelson** off of waivers from the San Diego Chargers and waived P **Anthony Santella**.
- 6-3 Signed S **Raymond "Bubba" Ventrone** to a two-year contract and waived FB **Jason Schepler**.
- 6-4 Hired **Eric Mangini** as senior offensive consultant. Signed WR **Kassim Osgood** to a one-year contract and waived WR **Joe Hastings**.
- 6-10 Signed rookie LB **Corey Lemonier** to a four-year deal. Signed FB **Jason Schepler** to a three-year deal. To make room on the roster for Schepler, the team has waived/injured FB **Alex Debniaik**.
- 6-11 Placed FB **Alex Debniaik** on the injured reserve list.
- 6-12 Signed WR **Brandon Carswell** to a two-year contract and waived TE **Cameron Morrah**.
- 6-19 Placed WR **Brandon Carswell** on the injured reserve list.
- 7-10 Waived TE/LS **Kyle Nelson**
- 7-11 Claimed WR **Charly Martin** off of waivers from Seattle.
- 7-15 Signed P **Colton Schmidt** to a three-year deal.
- 7-19 Waived CB **Lowell Rose**.
- 7-20 LB **Darius Fleming**, RB **Kendall Hunter**, WR **Mario Manningham** and WR **Kyle Williams** have been placed on the Active/Physically Unable to Perform List. DT **Tank Carradine**, DT **Quinton Dial**, RB **Marcus Lattimore** and T **Luke Marquardt** have been placed on the Active/Non-Football Injury List.
- 7-23 Signed CB **Lowell Rose** to a three-year deal.
- 7-25 LB **Darius Fleming** and WR **Kyle Williams** have been activated from the Active/Physically Unable to Perform List. WR **Michael Crabtree** has been placed on the Active/Physically Unable to Perform List and DT **Lamar Divens** has been placed on the Active/Non-Football Injury List. Activated DT **Lamar Divens** from the Active/Non-Football Injury List. The team waived/injured LB **Darius Fleming** and signed LB **Travis Johnson** to a three-year deal.
- 7-31 Placed LB **Darius Fleming** on the Injured Reserve List.
- 8-2 Waived P **Colton Schmidt** and C **Sherman Carter**. Signed WRs **Austin Collie** and **Lavelle Hawkins** to one-year deals.
- 8-6 Waived WR **Charly Martin** and signed P **Colton Schmidt** to a three-year deal.
- 8-8 Signed CB **Eric Wright** to a one-year contract and placed him on the Non-Football Injury/Illness List. Waived CB **Lowell Rose** to make room on the roster for Wright.
- 8-10 Activated RB **Kendall Hunter** from the Active/Physically Unable to Perform List.
- 8-19 Made a trade with the Kansas City Chiefs. The 49ers acquired WR **Jon Baldwin** in return for sending WR **A.J. Jenkins** to the Chiefs.
- 8-22 Signed QB **Seneca Wallace** to a one-year deal and waived WR **Ricardo Lockette**. Placed S **Darcel McBath** on the Injured Reserved List and claimed LB **Joe Holland** off of waivers from Tampa Bay.
- 8-26 Waived the following players: RB **D.J. Harper**, G **Al Netter**, QB **Scott Tolzien**, LB **Joe Holland** and P **Colton Schmidt**.
- 8-27 Traded LB **Parys Haralson** to the New Orleans Saints for an undisclosed draft pick. Placed DT **Tank Carradine**, DT **Quinton Dial**, RB **Marcus Lattimore**, T **Luke Marquardt** and CB **Eric Wright** on the Reserve/Non Football Injury List. Placed WR **Michael Crabtree** and WR **Mario Manningham** on the Reserve/Physically Unable to Perform List. Placed CB **Chris Culliver** on the Injured Reserve List, and waived/injured DT **Lamar Divens** and DT **Lawrence Okoye**. Signed LB **Joe Holland** to a one-year deal.
- 8-28 Waived S **Darcel McBath** from the Injured Reserve List. Placed DT **Lamar Divens** and DT **Lawrence Okoye** on the Injured Reserve List.
- 8-31 Placed TE/DT **Demarcus Dobbs** on the Reserve/Suspended List. Waived the following 21 players: T **Carter Bykowski**, WR **Austin Collie**, CB **Marcus Cooper**, TE **MarQueis Gray**, WR **Chad Hall**, RB **Jewel Hampton**, WR **Lavelle Hawkins**, LB **Joe Holland**, WR **Chuck Jacobs**, LS **Brian Jennings**, LB **Travis Johnson**, CB **Darryl Morris**, G **Patrick Omah**, WR **Kassim Osgood**, NT **Mike Purcell**, S **Trenton Robinson**, FB **Jason Schepler**, S **Michael Thomas**, G **Wayne Tribue**, QB **Seneca Wallace** and T **Kenny Wiggins**.

## 2013 SAN FRANCISCO 49ERS TRANSACTIONS

- 9–2 Traded LB **Cam Johnson** to the Indianapolis Colts for an undisclosed draft pick. Waived DT **Lamar Divens** from the Injured Reserve List. Signed the following 7 players to the practice squad: T **Carter Bykowski**, RB **Jewel Hampton**, WR **Chuck Jacobs**, CB **Darryl Morris**, G **Patrick Oameh**, NT **Mike Purcell**, S **Michael Thomas**. Signed WR **Chris Harper** to a three-year deal.
- 9–10 Waived/injured FB/DT **Will Tukuafu** and removed TE/DT **Demarcus Dobbs** from the Reserve/Suspended List.
- 9–11 Placed LB **Nick Moody** on the Injured Reserve/Designated for Return List and signed WR **Kassim Osgood** to a one-year deal.
- 9–17 Placed NT **Ian Williams** on the Injured Reserve List and signed FB **Owen Marecic** to a one-year deal.
- 9–23 Placed LB **Aldon Smith** on the Reserve/NFI List.
- 9–24 Promoted CB **Darryl Morris** from the practice squad to the 53-man roster. Signed LB **D'Aundre Reed** to the team's practice squad.
- 10–1 Waived QB **B.J. Daniels** and FB **Owen Marecic**. Signed LB **Jermaine Cunningham** to a one-year deal.
- 10–2 Signed QB **John Skelton** to a one-year deal.
- 10–9 Waived QB **John Skelton** and claimed QB **McLeod Bethel-Thompson** off of waivers from the Minnesota Vikings.
- 10–14 Signed G **Al Netter** to the team's practice squad.
- 10–17 Waived WR **Chris Harper**.
- 10–19 Activated DT **Quinton Dial** from the Reserve/NFI List.
- 10–29 Waived LB **Jermaine Cunningham** and activated DT **Tank Carradine** from the Reserve/NFI List.
- 10–30 Waived WR **Marlon Moore**.
- 10–31 Activated LB **Aldon Smith** from the Reserve/NFI List.
- 11–1 Waived LB **Nate Stupar**.
- 11–4 Waived CB **Nnamdi Asomugha**. Activated WR **Mario Manningham** from the Physically Unable to Perform List and CB **Eric Wright** from the Reserve/NFI List.
- 11–12 Activated LB **Nick Moody** from the Injured Reserve/Designated to Return List. Waived CB **Perrish Cox** and WR **Kyle Williams**.
- 11–16 Promoted TE **Derek Carrier** to the 53-man roster from the team's practice squad.
- 11–18 Signed CB **Dax Swanson** to the team's practice squad.
- 11–26 Activated WR **Michael Crabtree** from the Physically Unable to Perform List and waived QB **McLeod Bethel-Thompson**.
- 11–27 Signed QB **McLeod Bethel-Thompson** to the practice squad. To make room for Bethel-Thompson on the practice squad, the team released LB **D'Aundre Reed**.
- 12–10 Signed G **Ryan Seymour** to the 53-man roster from the Seattle Seahawks practice squad and added DT **Tank Carradine** to the Injured Reserve List. The team also signed WR **Devon Wylie** to the practice squad.
- 12–18 Placed FB **Bruce Miller** on the Injured Reserve List and signed FB **Will Tukuafu** to a two-year deal.
- 12–27 Placed WR **Mario Manningham** on the Injured Reserve List.
- 12–30 Signed CB **Perrish Cox** to a one-year deal.

## 2014 SAN FRANCISCO 49ERS TRANSACTIONS

- 1–22 Signed the following to Reserve/Future contracts: QB **McLeod Bethel-Thompson**, T **Carter Bykowski**, S **D.J. Campbell**, RB **Jewel Hampton**, WR **Chuck Jacobs**, G **Al Netter**, NT **Mike Purcell**, WR **David Reed**, WR **DeMarco Sampson**, P **Colton Schmidt**, CB **Dax Swanson**, DT **Christian Tupou** and WR **Devon Wylie**.
- 2–27 Signed G/C **Daniel Kilgore** to a three-year contract extension through the 2017 season.
- 3–3 Agreed to terms with WR **Anquan Boldin** on a two-year contract, lasting through the 2015 season.
- 3–10 Tendered one-year contracts to restricted free agent TE/DT **Demarcus Dobbs** and exclusive rights free agent LB **Michael Wilhoite**.
- 3–11 Released CB **Carlos Rogers**.  
Acquired QB **Blaine Gabbert** from the Jacksonville Jaguars for an undisclosed draft pick.  
Agreed to terms with K **Phil Dawson** on a two-year contract.  
Acquired T **Jonathan Martin** from the Miami Dolphins for an undisclosed draft pick.
- 3–12 Signed S **Antoine Bethea** to a four-year deal.  
Re-Signed CB **Eric Wright** to a one-year deal.
- 3–14 Signed CB **Chris Cook** to a one-year deal.
- 3–20 Signed FB **Bruce Miller** to a three-year contract extension.
- 3–24 Re-Signed WR **Kassim Osgood** to a one-year deal.
- 3–28 Re-Signed CB **Perrish Cox** to a one-year deal.
- 4–11 Waived WR **Brandon Carswell**.
- 4–15 Signed WR **Brandon Lloyd** to a one-year deal.
- 4–21 LB **Michael Wilhoite** signed his exclusive rights tender.
- 4–22 Waived FB **Alex Debniaik**.
- 4–25 TE/DT **Demarcus Dobbs** signed his restricted free agent tender.
- 5–8 Selected DB **Jimmie Ward** in the 1st round (30th overall) of the 2014 NFL Draft.
- 5–9 Acquired WR **Stevie Johnson** from the Buffalo Bills for an undisclosed 2015 draft pick.  
Traded 2nd round pick (56) and 7th round pick (242) to Denver for their 2nd round pick (63), 5th round pick (171) and 4th round pick in 2015.  
Selected RB **Carlos Hyde** in the 2nd round (57th overall).  
Traded 2nd round pick (61) to Jacksonville for their 3rd round pick (70) and their 5th round pick (150).  
Traded 2nd round pick (63) along with 5th round pick (171 from Denver) to Miami for their 2nd round pick (57).  
Selected C **Marcus Martin** in the 3rd round (70th overall).  
Selected LB **Chris Borland** in the 3rd round (77th overall).  
Traded pick (94) to Cleveland for their 4th round pick (106) and their 6th round pick (180).  
Selected G **Brandon Thomas** in the 3rd round (100th overall).
- 5–10 Selected WR **Bruce Ellington** (106th overall) and CB **Dontae Johnson** in the 4th round (129th overall).  
Selected LB **Aaron Lynch** (150th overall) and CB **Keith Reaser** (170th overall) in the 5th round.  
Selected CB **Kenneth Acker** in the 6th round (180th overall).  
Selected DT **Kaleb Ramsey** (243rd overall) and FB **Trey Millard** (245th overall) in the 7th round.
- 5–12 Waived LB **Darius Fleming**, WR **DeMarco Sampson** and CB **Dax Swanson**.  
Signed the following undrafted rookie free agents: QB **Kory Faulkner**, S **James McCray**, LB **Morgan Breslin**, G/C **Dillon Farrell**, TE **Asante Cleveland**, LB **Shayne Skov** and G **Fouimalo Fonoti**.
- 5–13 Signed 2014 5th round pick (150th overall) LB **Aaron Lynch** and 7th round pick (243rd overall) DT **Kaleb Ramsey** to four-year deals.
- 5–14 Waived DT **Christian Tupou** and signed QB **Josh Johnson** to a one-year deal.  
Signed 2014 5th round pick (170th overall) CB **Keith Reaser** to a four-year deal.
- 5–15 Signed 2014 2nd round pick (57th overall) RB **Carlos Hyde** and 4th round pick (129th) CB **Dontae Johnson** to four-year deals.
- 5–16 Signed 2014 6th round pick (180th overall) CB **Kenneth Acker** to a four-year deal.
- 5–20 Signed 2014 7th round pick (245th overall) FB **Trey Millard** to a four-year deal.
- 5–22 Signed 2014 1st round pick (30th overall) DB **Jimmie Ward** and 3rd round pick (77th overall) LB **Chris Borland** to four-year deals.
- 5–23 Signed 2014 3rd round pick (100th overall) G **Brandon Thomas** to a four-year deal.
- 5–27 Waived/injured T **Luke Marquardt** and waived/non-football injury LB **Morgan Breslin** and signed TE **Kevin Greene** to a three-year deal and LB **Chase Thomas** to a two-year deal.  
Signed 2014 4th round pick (106th overall) WR **Bruce Ellington** to a four-year deal.
- 5–29 Signed 2014 3rd round pick (70th overall) C **Marcus Martin** to a four-year deal.
- 6–3 Waived G **Al Netter** and signed LB **Blake Costanzo** to a one-year deal.
- 6–4 Signed QB **Colin Kaepernick** to a six-year contract extension through the 2020 season.  
CB **Eric Wright** retired from the NFL.
- 6–17 Signed G **Al Netter** to a one-year deal.
- 6–30 Signed T **Joe Staley** to a two year extension through the 2019 season.  
Placed the following players on the Active/Non-Football Injury List: WR **Bruce Ellington**, RB **Marcus Lattimore**, C **Marcus Martin**, FB **Trey Millard**, CB **Keith Reaser** and G **Brandon Thomas**. Placed LB **Aaron Lynch** and DT **Kaleb Ramsey** on the Active/Physically Unable to Perform List.
- 7–17 Placed NT **Ian Williams** on the Active/Physically Unable to Perform List.
- 7–18

# 2013 49ERS OFFENSIVE GAME-BY-GAME TEAM STATISTICS

	GB	@Sea	Ind	@StL	Hou	Arz	@Ten	@Jax	Car	@NO	@Was	StL	Sea	@TB	Atl	@Arz	Totals
<b>First Downs</b>																	
Total	23	12	14	19	17	20	19	25	10	12	15	20	19	22	20	19	<b>286</b>
Rushing	6	5	6	8	11	9	9	14	6	3	3	2	8	11	11	3	<b>115</b>
Passing	17	6	8	8	5	9	8	9	3	8	12	12	9	11	8	15	<b>148</b>
Penalty	0	1	0	3	1	2	2	2	1	1	0	6	2	0	1	1	<b>23</b>
<b>Third Down</b>																	
Conversions	9	3	3	6	4	4	8	6	2	6	4	4	5	6	4	3	<b>77</b>
Attempts	18	12	12	15	11	14	16	9	13	15	14	12	13	15	9	13	<b>211</b>
Percentage	50.0	25.0	25.0	40.0	36.4	28.6	50.0	66.7	15.4	40.0	28.6	33.3	38.5	40.0	44.4	23.1	<b>36.5</b>
<b>4th Down</b>																	
Conversions	1	0	1	1	0	1	0	2	0	0	1	0	0	0	0	0	<b>7</b>
Attempts	1	1	1	1	1	1	0	2	0	0	2	0	0	0	0	1	<b>11</b>
<b>Time of Possession</b>																	
49ers	38:35	23:17	23:35	31:45	26:08	34:19	35:46	28:29	27:57	25:21	31:26	33:04	32:28	39:50	29:32	27:40	<b>30:35</b>
<b>Total Net Yards</b>																	
Plays	75	51	53	65	52	69	64	55	52	56	59	62	64	71	54	59	<b>961</b>
Yards	494	207	254	370	284	387	349	398	151	196	304	338	318	376	379	375	<b>5,180</b>
Average	6.6	4.1	4.8	5.7	5.5	5.6	5.5	7.2	2.9	3.5	5.2	5.5	5.0	5.3	7.0	6.4	<b>5.4</b>
<b>Rushing</b>																	
Attempts	34	20	23	40	36	38	41	38	24	22	33	30	33	40	30	23	<b>505</b>
Yards	90	100	115	219	177	149	153	221	105	81	76	83	163	187	199	83	<b>2,201</b>
Average	2.6	5.0	5.0	5.5	4.9	3.9	3.7	5.8	4.4	3.7	2.3	2.8	4.9	4.7	6.6	3.6	<b>4.4</b>
<b>Passing</b>																	
Net	404	107	139	151	107	238	196	177	46	115	228	255	155	189	180	292	<b>2,979</b>
Sacks	2	3	3	2	1	2	2	0	6	3	2	4	2	2	3	2	<b>39</b>
Yards	8	20	11	16	6	14	3	0	45	12	7	20	20	14	17	18	<b>231</b>
Gross	412	127	150	167	113	252	199	177	91	127	235	275	175	203	197	310	<b>3,210</b>
Attempts	39	28	27	23	15	29	21	17	22	31	24	28	29	29	21	34	<b>417</b>
Completions	27	13	13	15	6	16	13	11	11	17	15	19	15	19	13	21	<b>244</b>
Percentage	69.2	46.4	48.1	65.2	40.0	55.2	61.9	64.7	50.0	54.8	62.5	67.9	51.7	65.5	61.9	61.8	<b>58.5</b>
Interceptions	0	3	1	0	0	1	0	0	1	1	0	0	1	0	0	0	<b>8</b>
<b>Punting</b>																	
Number	5	4	7	7	4	6	6	1	7	7	4	4	4	4	3	6	<b>79</b>
Average	47.2	49.0	43.6	54.7	48.8	48.0	46.7	61.0	48.7	49.4	49.0	47.8	49.8	43.3	52.0	43.0	<b>48.2</b>
Net	38.2	36.3	38.4	52.0	43.8	41.7	43.5	45.0	39.4	48.7	40.8	45.3	37.5	36.0	34.3	39.3	<b>41.7</b>
<b>Penalties</b>																	
Number	11	12	6	10	3	4	5	4	4	5	4	9	7	8	7	4	<b>103</b>
Yards	85	121	48	85	17	35	42	35	25	45	25	85	70	62	45	20	<b>845</b>
<b>Fumbles</b>																	
Number	0	2	1	2	1	2	0	3	1	1	3	2	0	2	0	0	<b>20</b>
Lost	0	2	1	2	0	1	0	1	1	0	1	1	0	0	0	0	<b>10</b>
<b>Red Zone</b>																	
Number	5	2	1	3	5	4	2	5	1	3	4	4	3	4	4	5	<b>55</b>
Touchdowns	3	0	1	3	2	1	2	5	0	2	3	2	1	1	3	2	<b>31</b>
Field Goals	2	1	0	0	2	2	0	0	1	1	1	2	2	3	1	1	<b>19</b>
<b>Touchdowns</b>																	
Rushing	1	0	1	3	2	1	3	4	0	0	0	1	0	0	2	0	<b>18</b>
Passing	3	0	0	2	1	2	0	1	0	2	3	1	1	2	1	2	<b>21</b>
Returns	0	0	0	0	1	0	1	1	0	0	0	0	0	1	1	0	<b>5</b>

# 2013 49ERS DEFENSIVE GAME-BY-GAME TEAM STATISTICS

	GB	@Sea	Ind	@StL	Hou	Arz	@Ten	@Jax	Car	@NO	@Was	StL	Sea	@TB	Atl	@Arz	Totals
<b>First Downs</b>																	
Total	23	19	23	14	17	16	15	20	15	23	10	19	13	13	25	19	<b>284</b>
Rushing	5	10	9	0	7	6	2	8	4	6	6	5	1	3	2	3	<b>77</b>
Passing	16	5	9	12	9	10	12	10	11	15	4	13	11	8	20	16	<b>181</b>
Penalty	2	4	5	2	1	0	1	2	0	2	0	1	1	2	3	0	<b>26</b>
<b>Third Down</b>																	
Conversions	4	5	5	3	6	5	5	4	7	6	4	4	5	1	8	4	<b>76</b>
Attempts	10	16	12	17	16	13	14	14	17	14	15	13	12	10	15	15	<b>223</b>
Percentage	40.0	31.3	41.7	17.6	37.5	38.5	35.7	28.6	41.2	42.9	26.7	30.8	41.7	10.0	53.3	26.7	<b>34.1</b>
<b>4th Down</b>																	
Conversions	0	1	0	0	2	0	0	3	0	0	0	0	0	0	1	3	<b>10</b>
Attempts	0	2	0	0	3	1	0	5	0	1	2	2	0	2	1	4	<b>23</b>
<b>Time of Possession</b>																	
Opponents	21:25	36:43	36:25	28:15	33:52	25:41	24:14	31:31	32:03	34:39	28:34	26:56	27:32	20:10	30:28	32:20	<b>29:26</b>
<b>Total Net Yards</b>																	
Plays	58	70	67	65	71	63	57	70	66	67	58	67	50	50	69	72	<b>1,020</b>
Yards	385	290	336	188	313	403	368	318	250	387	190	312	264	183	402	482	<b>5,071</b>
Average	6.6	4.1	5.0	2.9	4.4	6.4	6.5	4.5	3.8	5.8	3.3	4.7	5.3	3.7	5.8	6.7	<b>5.0</b>
<b>Rushing</b>																	
Attempts	19	47	40	19	30	21	13	25	31	23	26	26	23	12	20	22	<b>397</b>
Yards	63	172	184	18	131	109	70	90	109	92	114	114	86	39	61	83	<b>1,535</b>
Average	3.3	3.7	4.6	0.9	4.4	5.2	5.4	3.6	3.5	4.0	4.4	4.4	3.7	3.3	3.1	3.8	<b>3.9</b>
<b>Passing</b>																	
Net	322	118	152	170	182	294	298	228	141	295	76	198	178	144	341	399	<b>3,536</b>
Sacks	2	4	1	5	1	1	3	0	3	1	6	3	2	4	1	1	<b>38</b>
Yards	11	24	7	32	6	4	28	0	28	10	42	20	21	35	7	8	<b>283</b>
Gross	333	142	159	202	188	298	326	228	169	305	118	218	199	179	348	407	<b>3,819</b>
Attempts	37	19	26	41	40	41	41	45	32	43	26	38	25	34	48	49	<b>585</b>
Completions	21	8	17	19	22	25	25	29	16	30	16	19	15	18	37	28	<b>345</b>
Percentage	56.8	42.1	65.4	46.3	55.0	61.0	61.0	64.4	50.0	69.8	61.5	50.0	60.0	52.9	77.1	57.1	<b>59.0</b>
Interceptions	1	1	0	1	3	2	1	0	1	1	1	1	1	1	2	1	<b>18</b>
<b>Punting</b>																	
Number	6	5	4	11	3	5	6	4	7	3	7	5	6	7	5	3	<b>87</b>
Average	46.2	34.0	48.0	44.5	50.3	43.6	43.8	44.5	45.7	51.3	45.0	48.8	31.0	47.7	48.8	49.3	<b>44.5</b>
Net	44.8	34.0	44.5	42.7	41.0	42.2	43.8	38.5	37.9	43.7	34.7	47.8	31.0	40.4	40.8	34.3	<b>40.3</b>
<b>Penalties</b>																	
Number	5	10	1	8	7	6	10	6	3	4	4	11	9	4	5	3	<b>96</b>
Yards	44	84	10	82	52	38	100	76	25	48	30	105	85	32	37	30	<b>878</b>
<b>Fumbles</b>																	
Number	1	1	0	2	2	3	1	1	3	3	1	0	1	1	0	1	<b>21</b>
Lost	1	0	0	1	1	2	1	1	1	2	0	0	0	1	0	1	<b>12</b>
<b>Red Zone</b>																	
Number	4	6	4	1	1	2	2	2	0	5	2	3	2	1	4	2	<b>41</b>
Touchdowns	4	3	3	1	0	2	1	0	0	2	0	1	1	1	2	1	<b>22</b>
Field Goals	0	2	1	0	0	0	1	0	0	3	2	1	1	0	1	0	<b>12</b>
<b>Touchdowns</b>																	
Rushing	1	2	3	0	0	1	0	0	1	1	0	0	1	0	1	0	<b>11</b>
Passing	3	1	0	1	0	2	2	1	0	1	0	1	1	1	2	2	<b>18</b>
Returns	0	0	0	0	0	0	0	0	0	0	0	0	0	0	0	0	<b>0</b>

## 2013 49ERS POSTSEASON GAME-BY-GAME TEAM STATISTICS

## OFFENSE

	at GB	at Car	at Sea	Totals
<b>First Downs</b>				
Total	22	21	16	<b>59</b>
Rushing	9	5	7	<b>21</b>
Passing	12	11	8	<b>31</b>
Penalty	1	5	1	<b>7</b>

**3rd Down**

Conversions	6	6	3	<b>15</b>
Attempts	12	14	11	<b>37</b>
Percentage	50.0	42.9	27.3	<b>40.5</b>

**4th Down**

Conversions	1	0	2	<b>3</b>
Attempts	1	1	2	<b>4</b>

**Time of Possession**

49ers	29:06	29:55	28:32	<b>29:11</b>
-------	-------	-------	-------	--------------

**Total Net Yards**

Plays	63	65	54	<b>182</b>
Yards	381	315	308	<b>1,004</b>
Average	6.0	4.8	5.7	<b>5.5</b>

**Rushing**

Attempts	30	34	28	<b>92</b>
Yards	167	126	161	<b>454</b>
Average	5.6	3.7	5.8	<b>4.9</b>

**Passing**

Net	214	189	147	<b>550</b>
Sacks	3	1	2	<b>6</b>
Yards	13	7	6	<b>26</b>
Gross	227	196	153	<b>576</b>
Attempts	30	30	24	<b>84</b>
Completions	16	15	14	<b>45</b>
Percentage	53.3	50.0	58.3	<b>53.6</b>
Interceptions	1	0	2	<b>3</b>

**Punting**

Number	3	2	4	<b>9</b>
Average	36.7	47.5	42.0	<b>41.4</b>
Net	30.0	34.0	39.5	<b>35.1</b>

**Penalties**

Number	2	5	7	<b>14</b>
Yards	10	40	65	<b>115</b>

**Fumbles**

Number	1	1	3	<b>5</b>
Lost	0	0	1	<b>1</b>

**Red Zone**

Number	4	4	3	<b>11</b>
Touchdowns	1	2	1	<b>4</b>
Field Goals	3	2	1	<b>6</b>

**Touchdowns**

Rushing	1	1	1	<b>3</b>
Passing	1	1	1	<b>3</b>
Returns	0	0	0	<b>0</b>

## DEFENSE

	at GB	at Car	at Sea	Totals
<b>First Downs</b>				
Total	18	18	14	<b>50</b>
Rushing	10	7	5	<b>22</b>
Passing	8	9	8	<b>25</b>
Penalty	0	2	1	<b>3</b>

**3rd Down**

Conversions	3	6	5	<b>14</b>
Attempts	11	10	14	<b>35</b>
Percentage	27.3	60.0	35.7	<b>40.0</b>

**4th Down**

Conversions	1	0	1	<b>2</b>
Attempts	1	1	3	<b>5</b>

**Time of Possession**

Opponents	30:54	30:05	31:28	<b>30:49</b>
-----------	-------	-------	-------	--------------

**Total Net Yards**

Plays	61	54	58	<b>173</b>
Yards	281	325	308	<b>914</b>
Average	4.6	6.0	5.3	<b>5.3</b>

**Rushing**

Attempts	31	24	29	<b>84</b>
Yards	124	93	115	<b>332</b>
Average	4.0	3.9	4.0	<b>4.0</b>

**Passing**

Net	157	232	193	<b>582</b>
Sacks	4	5	4	<b>13</b>
Yards	20	35	22	<b>77</b>
Gross	177	267	215	<b>659</b>
Attempts	26	25	25	<b>76</b>
Completions	17	16	16	<b>49</b>
Percentage	65.4	64.0	64.0	<b>64.5</b>
Interceptions	0	2	0	<b>2</b>

**Punting**

Number	5	2	2	<b>9</b>
Average	39.4	42.0	45.5	<b>41.3</b>
Net	35.4	42.0	45.5	<b>39.1</b>

**Penalties**

Number	3	8	8	<b>19</b>
Yards	20	73	66	<b>159</b>

**Fumbles**

Number	2	0	3	<b>5</b>
Lost	0	0	1	<b>1</b>

**Red Zone**

Number	4	3	3	<b>10</b>
Touchdowns	2	0	0	<b>2</b>
Field Goals	2	1	2	<b>5</b>

**Touchdowns**

Rushing	1	0	1	<b>2</b>
Passing	1	1	1	<b>3</b>
Returns	0	0	0	<b>0</b>

## 2013 SAN FRANCISCO 49ERS TEAM HIGHS &amp; LOWS

## SAN FRANCISCO 49ERS

	<b>Bests/High</b>	<b>Opponent</b>	<b>Date</b>	<b>Worsts/Lows</b>	<b>Opponent</b>	<b>Date</b>
First Downs	25	at Jacksonville	10/27/13	10	vs. Carolina	11/10/13
Third-Down %	6-9-67%	at Jacksonville	10/27/13	2-13-15%	vs. Carolina	11/10/13
Total Net Yards	494	vs. Green Bay	9/8/13	151	vs. Carolina	11/10/13
Offensive Plays	75	vs. Green Bay	9/8/13	51	at Seattle	9/15/13
Avg. Per Play	7.2	at Jacksonville	10/27/13	2.9	vs. Carolina	11/10/13
Rushing Yards	221	at Jacksonville	10/27/13	76	at Washington	11/25/13
Rushes	41	at Tennessee	10/20/13	20	at Seattle	9/15/13
Rushing Avg.	6.6	vs. Atlanta	12/23/13	2.3	at Washington	11/25/13
Net Passing Yards	404	vs. Green Bay	9/8/13	46	vs. Carolina	11/10/13
Completions	27	vs. Green Bay	9/8/13	6	vs. Houston	10/6/13
Attempts	39	vs. Green Bay	9/8/13	15	vs. Houston	10/6/13
Completions %	69.2	vs. Green Bay	9/8/13	40.0	vs. Houston	10/6/13
Avg. Gain Per Passing Play	10.4	at Jacksonville	10/27/13	1.6	vs. Carolina	11/10/13
Interceptions Thrown	0	10 times, last at Arz.	12/29/13	3	at Seattle	9/15/13
	0	<i>at Carolina</i>	<i>1/12/14</i>			
Fumbles Lost	0	8 times, last at Arz.	12/29/13	2	2 times, last at StL	9/26/13
	0	<i>2 times, last at Car.</i>	<i>1/12/14</i>			
Turnovers	0	6 times, last at Arz.	12/29/13	5	at Seattle	9/15/13
	0	<i>at Carolina</i>	<i>1/12/14</i>			
Penalties	3	vs. Houston	10/6/13	12	at Seattle	9/15/13
	2	<i>at Green Bay</i>	<i>1/5/14</i>			
Penalty Yards	17	vs. Houston	10/6/13	121	at Seattle	9/15/13
	10	<i>at Green Bay</i>	<i>1/5/14</i>			
Gross Punting Avg.	61.0	at Jacksonville	10/27/13	43.0	at Arizona	12/29/13
				<i>36.7</i>	<i>at Green Bay</i>	<i>1/5/14</i>
Net Punting Avg.	52.0	at St. Louis	9/26/13	34.3	vs. Atlanta	12/23/13
				<i>30.0</i>	<i>at Green Bay</i>	<i>1/5/14</i>
Time of Poss.	39:50	at Tampa Bay	12/15/13	23:17	at Seattle	9/15/13

## OPPONENTS

	<b>Worsts/Lows</b>	<b>Opponent</b>	<b>Date</b>	<b>Bests/Highs</b>	<b>Opponent</b>	<b>Date</b>
First Downs	10	at Washington	11/25/13	25	vs. Atlanta	12/23/13
Third-Down %	1-10-10%	at Tampa Bay	12/15/13	8-15-53%	vs. Atlanta	12/23/13
				<i>6-10-60%</i>	<i>at Carolina</i>	<i>1/12/14</i>
Total Net Yards	183	at Tampa Bay	12/15/13	482	at Arizona	12/29/13
Offensive Plays	50	2 times, last at TB	12/15/13	72	at Arizona	12/29/13
Avg. Per Play	2.9	at St. Louis	9/26/13	6.7	at Arizona	12/29/13
Rushing Yards	18	at St. Louis	9/26/13	184	vs. Indianapolis	9/22/13
Rushes	12	at Tampa Bay	12/15/13	47	at Seattle	9/15/13
Rushing Avg.	0.9	at St. Louis	9/26/13	5.4	at Tennessee	10/20/13
Net Passing Yards	90	at Washington	11/25/13	399	at Arizona	12/29/13
Completions	8	at Seattle	9/15/13	37	vs. Atlanta	12/23/13
Attempts	19	at Seattle	9/15/13	49	at Arizona	12/29/13
Completions %	42.1	at Seattle	9/15/13	77.1	vs. Atlanta	12/23/13
Avg. Gain Per Passing Play	2.9	at Washington	11/25/13	8.3	vs. Green Bay	9/8/13
Interceptions Thrown	3	vs. Houston	10/6/13	0	2 times, last at Jax.	10/27/13
				0	<i>2 times, last at Sea.</i>	<i>1/19/14</i>
Fumbles Lost	2	vs. Arizona	10/13/13	0	6 times, last vs. Atl.	12/23/13
				0	<i>2 times, last at Car.</i>	<i>1/12/14</i>
Turnovers	4	2 times, last vs. Arz.	10/13/13	0	vs. Indianapolis	9/22/13
				0	<i>at Green Bay</i>	<i>1/5/14</i>
Penalties	11	vs. St. Louis	12/1/13	1	vs. Indianapolis	9/22/13
Penalty Yards	105	vs. St. Louis	12/1/13	10	vs. Indianapolis	9/22/13
Gross Punting Avg.	31.0	vs. Seattle	12/8/13	51.3	at New Orleans	11/17/13
Net Punting Avg.	31.0	vs. Seattle	12/8/13	47.8	vs. St. Louis	12/1/13
Time of Poss.	20:10	at Tampa Bay	12/15/13	36:43	at Seattle	9/15/13

*Italics denotes postseason contest*



# 2013 SAN FRANCISCO 49ERS INDIVIDUAL HIGHS

<b>Long Plays</b>		<b>Player</b>	<b>Opponent</b>	<b>Date</b>
Longest Run (yards)	51	Frank Gore	vs. Seattle	12/8/13
	<i>58</i>	<i>Colin Kaepernick</i>	<i>at Sea.</i>	<i>1/19/14</i>
Longest TD Run (yards)	34t	Frank Gore	at St. Louis	9/26/13
Longest Pass Completion (yards)	64t	Colin Kaepernick - Vernon Davis	vs. Houston	10/6/13
Longest TD Pass	64t	Colin Kaepernick - Vernon Davis	vs. Houston	10/6/13
Longest Punt Return (yards)	40	LaMichael James	at Washington	11/25/13
Longest Kickoff Return (yards)	47	Anthony Dixon	at Jacksonville	10/27/13
Longest Interception Return (yards)	89t	NaVorro Bowman	vs. Atlanta	12/23/13
Longest Punt (yards)	62	Andy Lee	vs. Indianapolis	9/22/13
Longest Field Goal (yards)	56	Phil Dawson	at Arizona	12/29/13
<b>Single-Game Highs</b>		<b>Player</b>	<b>Opponent</b>	<b>Date</b>
Most Points Scored	15	Phil Dawson	at Tampa Bay	12/15/13
Most Touchdowns	2	Six times, most recently Anquan Boldin	at Washington	11/25/13
Most Field Goals	4	Two times, most recently Phil Dawson	at Tampa Bay	12/15/13
Most Field Goal Attempts	4	Three times, most recently Phil Dawson	at Arizona	12/29/13
Most Rushing Yards	153	Frank Gore	at St. Louis	9/26/13
Most Rushing Attempts	25	Frank Gore	vs. Arizona	10/13/13
Highest Rushing Avg. (Min. 10 att.)	7.7	Frank Gore	at St. Louis	9/26/13
	<i>11.8</i>	<i>Colin Kaepernick</i>	<i>at Seattle</i>	<i>1/19/14</i>
Most Pass Completions	27	Colin Kaepernick	vs. Green Bay	9/8/13
Most Pass Attempts	39	Colin Kaepernick	vs. Green Bay	9/8/13
Most Gross Passing Yards	412	Colin Kaepernick	vs. Green Bay	9/8/13
Highest Avg. Yards/Per Att. (Min. 10 att.)	10.3	Colin Kaepernick	at Jacksonville	10/27/13
Fewest Interceptions Thrown (Min. 10 att.)	0	10 times, most recently Colin Kaepernick	at Arizona	12/29/13
	<i>0</i>	<i>Colin Kaepernick</i>	<i>at Carolina</i>	<i>1/12/14</i>
Fewest Times Sacked (Min. 10 att.)	0	Colin Kaepernick	at Jacksonville	10/27/13
Most Receptions	13	Anquan Boldin	vs. Green Bay	9/8/13
Most Receiving Yards	208	Anquan Boldin	vs. Green Bay	9/8/13
Most Punt Returns	5	Two times, most recently LaMichael James	at Tampa Bay	12/15/13
Most Punt Return Yardage	72	LaMichael James	at Washington	11/25/13
Most Kickoff Returns	4	Kyle Williams	vs. Arizona	10/13/13
	<i>4</i>	<i>LaMichael James</i>	<i>at Seattle</i>	<i>1/19/14</i>
Most Kickoff Return Yardage	87	Kyle Williams	vs. Arizona	10/13/13
	<i>92</i>	<i>LaMichael James</i>	<i>at Seattle</i>	<i>1/19/14</i>
Most Interceptions	2	Tramaine Brock	vs. Houston	10/6/13
Most Interception Return Yardage	89	NaVorro Bowman	vs. Atlanta	12/23/13
Most Tackles	22	Patrick Willis	vs. Atlanta	12/23/13
Most Sacks	2.0	Eight times, most recently Aldon Smith	at Tampa Bay	12/15/13
	<i>2.5</i>	<i>Ahmad Brooks</i>	<i>at Carolina</i>	<i>1/12/14</i>

*Italics denotes postseason contest*

# 2013 SAN FRANCISCO 49ERS TURNOVER BREAKDOWN

## TAKEAWAYS

Date	Opponent	Turnover	Starting L.O.S	Point of Turnover	Resulting L.O.S.	Qtr.	Result (pts)
9/8	GB	T. Brown FR (N. Bowman FF)	GB 10	GB 13	GB 14	2	Touchdown (7)
		E. Reid INT (A. Rodgers)	GB 41	SF 44	SF 44	2	Missed FG (0)
9/15	at Sea.	E. Reid INT (R. Wilson)	SEA 30	SF 24	SF 25	1	Punt (0)
9/22	Ind.	None					
9/26	at StL	D. Whitner INT (S. Bradford)	SF 34	SF 0	SF 20	2	Touchdown (7)
		T. Jerod-Eddie FR (N. Bowman FF)	STL 25	STL 18	STL 3	4	Touchdown (7)
10/6	Hou.	T. Brock INT (M. Schaub)	HOU 16	HOU 18	Endzone	1	Touchdown (7)
		T. Brock INT (M. Schaub)	HOU 46	HOU 45	HOU 32	2	Touchdown (7)
		T. Jerod-Eddie INT (M. Schaub)	SF 27	SF 25	SF 31	3	Touchdown (7)
		D. Whitner FR (D. Whitner FF)	HOU 16	HOU 27	HOU 8	4	Field Goal (3)
10/13	Arz.	E. Reid INT (C. Palmer)	ARZ 47	SF 40	ARZ 7	1	Field Goal (3)
		C. Rogers INT (C. Palmer)	ARZ 3	ARZ 22	ARZ 11	1	Field Goal (3)
		E. Reid FR (P. Willis FF)	SF 31	SF 23	SF 11	3	Touchdown (7)
		N. Bowman FR (C. Lemonier FF)	ARZ 29	ARZ 31	ARZ 31	4	Field Goal (3)
10/20	at Ten.	T. Brock INT (J. Locker)	TEN 25	SF 45	TEN 45	2	Touchdown (7)
		K. Osgood FR (ST)	SF 34	TEN 11	Endzone	4	Touchdown (7)
10/27	at Jax.	D. Skuta FR (P. Willis FF)	JAX 39	JAX 45	Endzone	4	Touchdown (7)
11/10	Car.	E. Reid FR (ST)	SF 30	CAR 41	CAR 41	1	Field Goal (3)
		T. Brock INT (C. Newton)	CAR 49	SF 35	CAR 24	2	Field Goal (3)
11/17	at NO	B. Ventrone FR (ST)	NO 48	NO 11	NO 11	2	Touchdown (7)
		C. White FUMBLE out of end zone	SF 36	SF 44	SF 20	2	Field Goal (3)
		A. Brooks INT (D. Brees)	NO 46	NO 44	NO 22	3	Touchdown (7)
11/25	at Was.	D. Whitner INT (R. Griffin III)	WAS 49	SF 35	SF 42	1	Field Goal (3)
12/1	StL	C. Rogers INT (K. Clemens)	STL 39	SF 46	SF 49	4	Punt (0)
12/8	Sea.	E. Wright INT (R. Wilson)	SEA 16	SF 20	SF 20	4	End of Game (0)
12/15	at TB	K. Hunter FR (ST)	SF 34	TB 7	Endzone	4	Touchdown (7)
		E. Reid INT (M. Glennon)	TB 4	TB 22	TB 22	4	End of Game (0)
12/23	Atl.	N. Bowman INT (M. Ryan)	SF 10*	SF 11	Endzone	4	Touchdown (7)
		T. Brock INT (M. Ryan)	SF 35	Endzone	SF 20	4	End of Game (0)
12/29	at Arz.	N. Bowman INT (C. Palmer)	ARZ 16	ARZ 26	ARZ 22	1	Touchdown (7)
		N. Bowman FR (N. Bowman FF)	ARZ 35	ARZ 37	ARZ 37	3	Downs (0)

**Regular Season Totals:** 30 takeaways resulted in 129 points

Date	Opponent	Turnover	Starting L.O.S	Point of Turnover	Resulting L.O.S.	Qtr.	Result (pts)
1/5	at GB	None					
1/12	at Car.	P. Willis INT (C. Newton)	CAR 41	CAR 45	CAR 46	1	Field Goal (3)
		D. Whitner INT (C. Newton)	SF 28	SF 9	SF 27	4	Downs (0)
1/19	at Sea.	A. Smith FR (A. Smith FF)	SEA 20	SEA 13	SEA 15	1	Field Goal (3)

**Postseason Totals:** 3 takeaways resulted in 6 points

L.O.S. - Line of scrimmage

\* - Red zone play

ST - Special teams play

(TB) - Touchback

# 2013 SAN FRANCISCO 49ERS TURNOVER BREAKDOWN

## GIVEAWAYS

Date	Opponent	Turnover	Starting L.O.S	Point of Turnover	Resulting L.O.S.	Qtr.	Result (pts)
9/8	GB	None					
9/15	at Sea.	C. Kaepernick INT (E. Thomas)	SEA 5*	SEA 1	SEA 12	1	Interception (0)
		C. Kaepernick FUMBLE (C. Avril FF)	SF 40	SF 33	SF 29	2	Field Goal (3)
		C. Kaepernick INT (R. Sherman)	SF 19	SEA 47	SF 25	4	Field Goal (3)
		C. Kaepernick INT (K. Chancellor)	SF 13	SF 32	SF 2	4	Touchdown (7)
		P. Cox FUMBLE (H. Farwell FF) (ST)	SEA 35	SF 20	SF 20	4	End of Game (0)
9/22	Ind.	C. Kaepernick FUMBLE (J. Freeman FF)	SF 11	SF 8	SF 8	4	Touchdown (7)
		C. Kaepernick INT (C. Vaughn)	IND 21	IND 3	IND 4	4	End of Game (0)
9/26	StL	F. Gore FUMBLE (A. Ogletree FF)	SF 29	SF 42	SF 44	3	Punt (0)
		C. Kaepernick FUMBLE	SF 25	SF 22	SF 24	4	Touchdown (8)
10/6	Hou.	None					
10/13	Arz.	C. Kaepernick INT (Y. Bell)	ARZ 2*	ARZ 1	ARZ 1	2	Safety (0)
		C. Kaepernick FUMBLE	ARZ 49	SF 44	SF 44	2	Punt (0)
10/20	at Ten.	None					
10/27	at Jax.	F. Gore FUMBLE (J. Babin FF)	SF 34	SF 34	SF 28	3	Touchdown (7)
11/10	Car.	K. Hunter FUMBLE (T. Davis FF)	CAR 39	CAR 39	CAR 45	3	Punt (0)
		C. Kaepernick INT (D. Florence)	SF 14	SF 42	SF 40	4	End of Game (0)
11/17	at NO	C. Kaepernick INT (C. White)	SF 36	SF 44	SF 20	2	Fumble (0)
11/25	at Was.	V. Davis FUMBLE (D. Hall FF)	SF 36	SF 45	SF 49	3	Downs (0)
12/1	StL	F. Gore FUMBLE (A. Ogletree FF)	STL 20	STL 13	STL 20	3	Downs (0)
12/8	Sea.	C. Kaepernick INT (B. Maxwell)	SEA 20	SEA 1	SEA 3	3	Punt (0)
12/15	at TB	None					
12/23	Atl.	None					
12/29	at Arz.	None					

**Regular Season Totals:** 18 giveaways resulted in 35 points

Date	Opponent	Turnover	Starting L.O.S	Point of Turnover	Resulting L.O.S.	Qtr.	Result (pts)
1/5	at GB	C. Kaepernick INT (T. Williams)	GB 29	GB 13	GB 30	2	Touchdown (7)
1/12	at Car.	None					
1/19	at Sea.	C. Kaepernick FUMBLE (C. Avril FF)	SF 29	SF 23	SF 6	4	Downs (0)
		C. Kaepernick INT (K. Chancellor)	SF 26	SF 40	SF 40	4	Field Goal (3)
		C. Kaepernick INT (M. Smith)	SEA 18*	Endzone	SEA 20	4	End of Game (0)

**Postseason Totals:** 4 giveaways resulted in 10 points

## GAME-BY-GAME TURNOVER DIFFERENTIAL

Date	Opp	Takeways	Giveaways	Game Total	Total
9/8	GB	2	0	+2	+2
9/15	at Sea.	1	5	-4	-2
9/22	Ind.	0	2	-2	-4
9/26	at StL	2	2	0	-4
10/6	Hou.	4	0	+4	0
10/13	Arz.	4	2	+2	+2
10/20	at Ten.	2	0	+2	+4
10/27	at Jax.	1	1	0	+4
11/10	Car.	2	2	0	+4
11/17	at NO	3	1	+2	+6
11/25	at Was.	1	1	0	+6
12/1	StL	1	1	0	+6
12/8	Sea.	1	1	0	+6
12/15	at TB	2	0	+2	+8
12/23	Atl.	2	0	+2	+10
12/29	at Arz.	2	0	+2	+12

### POSTSEASON

Date	Opp	Takeways	Giveaways	Game Total	Total
1/5	at GB	0	1	-1	-1
1/12	at Car.	2	0	+2	+1
1/19	at Sea.	1	3	-2	-1

# 2013 SAN FRANCISCO 49ERS THIRD DOWN EFFICIENCY

## 49ERS THIRD-AND ...

Date	Opp	1	2	3	4	5	6	7	8	9	10	10+	Totals
9/8	GB	1/1	1/1	0/0	1/1	2/4	1/2	0/1	1/1	2/2	0/1	0/4	9/18
9/15	at Sea.	1/1	0/0	0/1	1/2	0/1	0/1	1/1	0/0	0/0	0/2	0/3	3/12
9/22	Ind.	0/0	1/1	0/1	0/3	0/0	0/1	1/2	1/1	0/0	0/2	0/1	3/12
9/26	at StL	0/1	1/1	0/0	0/1	0/1	0/0	0/1	0/1	1/1	1/2	3/6	6/15
10/6	Hou.	0/0	0/1	0/0	0/0	2/3	0/0	0/0	0/1	1/2	1/2	0/2	4/11
10/13	Arz.	2/2	1/1	0/2	0/1	0/0	0/0	1/4	0/0	0/1	0/1	0/2	4/14
10/20	at Ten.	1/2	1/1	1/1	1/2	1/2	1/2	1/1	0/0	0/0	0/1	1/4	8/16
10/27	at Jax.	1/2	0/0	0/0	0/0	1/2	0/0	2/2	0/0	2/2	0/0	0/1	6/9
11/10	Car.	1/2	0/1	0/0	0/0	0/1	0/0	0/2	0/0	0/1	1/1	0/5	2/13
11/17	at NO	0/0	0/2	3/3	1/2	0/0	0/0	1/1	1/1	0/3	0/1	0/2	6/15
11/25	at Was.	0/0	0/0	0/1	1/2	0/2	0/0	1/1	1/2	0/2	0/1	1/3	4/14
12/1	StL	0/1	0/0	0/0	0/0	0/1	0/1	1/1	0/1	0/1	2/3	1/3	4/12
12/8	Sea.	2/3	1/2	0/0	0/0	0/0	0/2	1/2	1/1	0/0	0/1	0/2	5/13
12/15	at TB	0/1	0/1	1/1	1/1	0/1	1/1	0/1	1/3	0/1	0/0	2/4	6/15
12/23	Atl.	1/2	1/2	0/0	0/2	1/1	0/0	1/1	0/0	0/0	0/0	0/1	4/9
12/29	at Arz.	0/2	0/1	0/0	2/2	1/1	0/2	0/0	0/2	0/0	0/1	0/2	3/13
<b>Regular Season Totals:</b>		<b>10/20</b>	<b>7/15</b>	<b>5/10</b>	<b>8/19</b>	<b>8/20</b>	<b>3/12</b>	<b>11/21</b>	<b>6/14</b>	<b>6/16</b>	<b>5/19</b>	<b>8/45</b>	<b>77/211</b>
		<b>50.0</b>	<b>46.7</b>	<b>50.0</b>	<b>42.1</b>	<b>40.0</b>	<b>25.0</b>	<b>52.4</b>	<b>42.9</b>	<b>37.5</b>	<b>26.3</b>	<b>17.8</b>	<b>36.5</b>

### POSTSEASON

Date	Opp	1	2	3	4	5	6	7	8	9	10	10+	Totals
1/5	at GB	1/1	0/1	1/1	1/2	0/1	0/1	0/0	1/1	1/2	1/2	0/0	6/12
1/12	at Car.	3/3	1/1	0/0	0/1	1/2	0/1	0/0	0/1	0/2	1/3	0/0	6/14
1/19	at Sea.	0/1	1/2	0/1	0/0	2/2	0/2	0/0	0/0	0/0	0/1	0/2	3/11
<b>Postseason Totals:</b>		<b>4/5</b>	<b>2/4</b>	<b>1/2</b>	<b>1/3</b>	<b>3/5</b>	<b>0/4</b>	<b>0/0</b>	<b>1/2</b>	<b>1/4</b>	<b>2/6</b>	<b>0/2</b>	<b>15/37</b>
		<b>80.0</b>	<b>50.0</b>	<b>50.0</b>	<b>33.3</b>	<b>60.0</b>	<b>0.0</b>	<b>0.0</b>	<b>50.0</b>	<b>25.0</b>	<b>33.3</b>	<b>0.0</b>	<b>40.5</b>

## OPPONENTS THIRD-AND ...

Date	Opp	1	2	3	4	5	6	7	8	9	10	10+	Totals
9/8	GB	2/2	0/1	0/1	1/1	0/0	0/0	0/1	0/1	0/0	0/1	1/2	4/10
9/15	at Sea.	1/2	0/0	0/0	1/2	0/0	0/1	1/2	1/1	0/0	0/2	1/6	5/16
9/22	Ind.	1/2	0/2	2/2	0/0	1/1	0/0	0/0	0/0	1/2	0/2	0/1	5/12
9/26	at StL	0/1	0/2	0/0	0/0	0/0	0/1	0/1	2/2	1/2	0/4	0/4	3/17
10/6	Hou.	0/1	2/2	0/1	0/0	1/1	1/2	0/0	1/1	1/3	0/2	0/3	6/16
10/13	Arz.	2/3	1/1	0/0	0/2	2/3	0/1	0/1	0/0	0/0	0/1	0/1	5/13
10/20	at Ten.	0/0	1/2	1/2	0/2	1/1	1/1	0/0	1/1	0/1	0/0	0/4	5/14
10/27	at Jax.	0/1	0/1	0/0	0/3	0/1	0/2	1/1	0/1	0/1	1/1	2/2	4/14
11/10	Car.	1/1	0/1	0/2	1/1	1/1	1/1	2/2	1/2	0/1	0/1	0/4	7/17
11/17	at NO	2/2	1/3	1/2	0/2	1/2	0/0	0/0	0/0	0/0	0/0	1/3	6/14
11/25	at Was.	1/1	0/0	1/2	0/1	0/1	0/1	0/1	0/1	1/2	0/1	1/4	4/15
12/1	StL	0/1	0/0	2/2	1/1	0/1	0/1	0/0	0/1	0/0	1/1	0/5	4/13
12/8	Sea.	0/0	1/2	1/2	1/1	0/1	0/0	2/2	0/1	0/0	0/0	0/3	5/12
12/15	at TB	1/1	0/0	0/1	0/1	0/0	0/0	0/3	0/0	0/0	0/1	0/3	1/10
12/23	Atl.	2/4	0/0	0/0	3/3	0/0	1/1	1/1	0/1	1/1	0/0	0/4	8/15
12/29	at Arz.	0/1	1/2	0/1	0/0	1/1	0/4	1/1	0/2	0/1	0/1	1/1	4/15
<b>Regular Season Totals:</b>		<b>13/23</b>	<b>7/19</b>	<b>8/18</b>	<b>8/20</b>	<b>8/14</b>	<b>4/16</b>	<b>8/16</b>	<b>6/15</b>	<b>5/14</b>	<b>2/18</b>	<b>7/50</b>	<b>76/223</b>
		<b>56.5</b>	<b>36.8</b>	<b>44.4</b>	<b>40.0</b>	<b>57.1</b>	<b>25.0</b>	<b>50.0</b>	<b>40.0</b>	<b>35.7</b>	<b>11.1</b>	<b>14.0</b>	<b>34.1</b>

### POSTSEASON

Date	Opp	1	2	3	4	5	6	7	8	9	10	10+	Totals
1/5	at GB	0/0	0/1	0/1	1/2	2/2	0/0	0/0	0/2	0/0	0/0	0/3	3/11
1/12	at Car.	3/5	2/2	0/0	1/2	0/0	0/0	0/0	0/0	0/0	0/0	0/1	6/10
1/19	at Sea.	1/2	0/0	1/1	0/0	0/0	0/0	1/1	2/3	0/1	0/1	0/5	5/14
<b>Postseason Totals:</b>		<b>4/7</b>	<b>2/3</b>	<b>1/2</b>	<b>2/4</b>	<b>2/2</b>	<b>0/0</b>	<b>1/1</b>	<b>2/5</b>	<b>0/1</b>	<b>0/1</b>	<b>0/9</b>	<b>14/35</b>
		<b>57.1</b>	<b>66.7</b>	<b>50.0</b>	<b>50.0</b>	<b>100.0</b>	<b>0.0</b>	<b>100.0</b>	<b>40.0</b>	<b>0.0</b>	<b>0.0</b>	<b>0.0</b>	<b>40.0</b>

## 2013 SAN FRANCISCO 49ERS RED ZONE PRODUCTION

## SAN FRANCISCO 49ERS

Date	Opp	Poss	TD	PAT	2-Pt.	FG	MFG	INT	FUM	DWSNS/		GM	PTS	TD%	SCORE	
										Punt	HF				PCT.	POSS
9/8	GB	5	3	3	0	2	0	0	0	0	0	0	27	60.0%	100.0%	5.4
9/15	at Sea.	2	0	0	0	1	0	1	0	0	0	0	3	0.0%	50.0%	1.5
9/22	Ind.	1	1	1	0	0	0	0	0	0	0	0	7	100.0%	100.0%	7.0
9/26	at StL	3	3	3	0	0	0	0	0	0	0	0	21	100.0%	100.0%	7.0
10/6	Hou.	5	2	2	0	2	0	0	0	1	0	0	20	40.0%	80.0%	4.0
10/13	Arz.	4	1	1	0	2	0	1	0	0	0	0	13	25.0%	75.0%	3.3
10/20	at Ten.	2	2	2	0	0	0	0	0	0	0	0	14	100.0%	100.0%	7.0
10/27	at Jax.	5	5	5	0	0	0	0	0	0	0	0	35	100.0%	100.0%	7.0
11/10	Car.	1	0	0	0	1	0	0	0	0	0	0	3	0.0%	100.0%	3.0
11/17	at NO	3	2	2	0	1	0	0	0	0	0	0	17	66.7%	100.0%	5.7
11/25	at Was.	4	3	3	0	1	0	0	0	0	0	0	24	75.0%	100.0%	6.0
12/1	StL	4	2	2	0	2	0	0	0	0	0	0	20	50.0%	100.0%	5.0
12/8	Sea.	3	1	1	0	2	0	0	0	0	0	0	13	33.3%	100.0%	4.3
12/15	at TB	4	1	1	0	3	0	0	0	0	0	0	16	25.0%	100.0%	4.0
12/23	Atl.	4	3	3	0	1	0	0	0	0	0	0	24	75.0%	100.0%	6.0
12/29	at Arz.	5	2	2	0	1	1	0	0	1	0	0	17	40.0%	60.0%	3.4
<b>TOTALS</b>		<b>55</b>	<b>31</b>	<b>31</b>	<b>0</b>	<b>19</b>	<b>1</b>	<b>2</b>	<b>0</b>	<b>2</b>	<b>0</b>	<b>0</b>	<b>274</b>	<b>56.4%</b>	<b>90.9%</b>	<b>5.0</b>

## POSTSEASON

Date	Opp	Poss	TD	PAT	2-Pt.	FG	MFG	INT	FUM	DWSNS/		GM	PTS	TD%	SCORE	
										Punt	HF				PCT.	POSS
1/5	at GB	4	1	1	0	3	0	0	0	0	0	0	16	25.0%	100.0%	4.0
1/12	at Car.	4	2	2	0	2	0	0	0	0	0	0	20	50.0%	100.0%	5.0
1/19	at Sea.	3	1	1	0	1	0	1	0	0	0	0	10	33.3%	66.7%	3.3
<b>TOTALS</b>		<b>11</b>	<b>4</b>	<b>4</b>	<b>0</b>	<b>6</b>	<b>0</b>	<b>1</b>	<b>0</b>	<b>0</b>	<b>0</b>	<b>0</b>	<b>46</b>	<b>36.4%</b>	<b>90.9%</b>	<b>4.2</b>

## OPPONENTS

Date	Opp	Poss	TD	PAT	2-Pt.	FG	MFG	INT	FUM	DWSNS/		GM	PTS	TD%	SCORE	
										Punt	HF				PCT.	POSS
9/8	GB	4	4	4	0	0	0	0	0	0	0	0	28	100.0%	100.0%	7.0
9/15	at Sea.	6	3	3	0	2	0	0	0	0	0	1	27	50.0%	83.3%	4.5
9/22	Ind.	4	3	3	0	1	0	0	0	0	0	0	24	75.0%	100.0%	6.0
9/26	at StL	1	1	0	1	0	0	0	0	0	0	0	8	100.0%	100.0%	8.0
10/6	Hou.	1	0	0	0	0	1	0	0	0	0	0	0	0.0%	0.0%	0.0
10/13	Arz.	2	2	1	0	0	0	0	0	0	0	0	13	100.0%	100.0%	6.5
10/20	at Ten.	2	1	1	0	1	0	0	0	0	0	0	10	50.0%	100.0%	5.0
10/27	at Jax.	2	0	0	0	0	0	0	0	2	0	0	0	0.0%	0.0%	0.0
11/10	Car.	0	0	0	0	0	0	0	0	0	0	0	0	0.0%	0.0%	0.0
11/17	at NO	5	2	2	0	3	0	0	0	0	0	0	23	40.0%	100.0%	4.6
11/25	at Was.	2	0	0	0	2	0	0	0	0	0	0	6	0.0%	100.0%	3.0
12/1	StL	3	1	1	0	1	0	0	0	1	0	0	10	33.3%	66.7%	3.3
12/8	Sea.	2	1	1	0	1	0	0	0	0	0	0	10	50.0%	100.0%	5.0
12/15	at TB	1	1	1	0	0	0	0	0	0	0	0	7	100.0%	100.0%	7.0
12/23	Atl.	4	2	2	0	1	0	1	0	0	0	0	17	50.0%	75.0%	4.3
12/29	at Arz.	2	1	1	0	0	1	0	0	0	0	0	7	50.0%	50.0%	3.5
<b>TOTALS</b>		<b>41</b>	<b>22</b>	<b>20</b>	<b>1</b>	<b>12</b>	<b>2</b>	<b>1</b>	<b>0</b>	<b>3</b>	<b>0</b>	<b>1</b>	<b>190</b>	<b>53.7%</b>	<b>82.9%</b>	<b>4.6</b>

## POSTSEASON

Date	Opp	Poss	TD	PAT	2-Pt.	FG	MFG	INT	FUM	DWSNS/		GM	PTS	TD%	SCORE	
										Punt	HF				PCT.	POSS
1/5	at GB	4	2	2	0	2	0	0	0	0	0	0	20	50.0%	100.0%	5.0
1/12	at Car.	3	0	0	0	1	0	0	0	1	0	1	3	0.0%	33.3%	1.0
1/19	at Sea.	3	0	0	0	2	0	0	0	1	0	0	6	0.0%	66.7%	2.0
<b>Totals</b>		<b>10</b>	<b>2</b>	<b>2</b>	<b>0</b>	<b>5</b>	<b>0</b>	<b>0</b>	<b>0</b>	<b>2</b>	<b>0</b>	<b>1</b>	<b>29</b>	<b>20.0%</b>	<b>70.0%</b>	<b>2.9</b>

## THE LAST TIME ...

## TEAM TOTALS

**Won in Overtime**

By 49ers:	11/14/10	49ers win vs. St. Louis, 23-20
By Opponent:	12/2/12	Rams win at St. Louis, 16-13
	1/22/12	Giants win vs. New York, 20-17 - NFC-C

**Won by Scoring in the Last Two Minutes of Regulation**

By 49ers:	12/29/13	49ers win at Arizona, 23-20 (last score at 0:00)
	1/5/14	49ers win at Green Bay, 23-20 (last score at 0:00) - NFC-WC
By Opponent:	11/17/13	Saints win at New Orleans, 23-20 (last score at 0:00)
	1/20/91	Giants win vs. New York, 15-13 (last score at 0:00) - NFC-C

**Tied Game by Scoring in the Last Two Minutes of Regulation**

By 49ers:	11/11/12	49ers tied vs. St. Louis, 24-24 (tied game at 0:03)
By Opponent:	12/29/13	Cardinals tied at Arizona, 20-20 (tied game at 0:29)

**Shutout**

By 49ers:	9/30/12	49ers win at New York Jets, 34-0
	12/29/96	49ers win vs. Philadelphia, 14-0 - NFC-WC
By Opponent:	11/21/10	Buccaneers win vs. Tampa Bay, 21-0

**Won by 20-or-More Points**

By 49ers:	11/25/13	49ers win at Washington, 27-6
	1/29/95	49ers win at San Diego, 49-26 - SB XXIX
By Opponent:	9/22/13	Colts win vs. Indianapolis, 27-7
	1/12/03	Buccaneers win at Tampa Bay, 31-6 - NFC-D

**Won After Trailing by 20-or-More Points**

By 49ers:	10/2/11	49ers win at Philadelphia, 24-23 (Eagles ahead 23-3 in 3rd Q)
	1/5/03	49ers win vs. New York, 39-38 (Giants ahead 38-14 in 3rd Q) - NFC-WC
By Opponent:	11/6/88	Cardinals win at Arizona, 24-23 (49ers ahead 23-0 in 3rd Q)

**Held a 28-or-More Point Lead**

By 49ers:	10/27/13	49ers win at Jacksonville, 42-10 (49ers ahead 42-10, 4th Q)
	1/29/95	49ers win vs. San Diego, 49-26 (49ers ahead 49-18 in 4th Q) - SB XXIX
By Opponent:	12/23/12	Seahawks win at Seattle, 42-13 (29)
	1/4/87	Giants win at New York, 49-3 (46) - NFC-D

**Held a 21-or-More Point Lead**

By 49ers:	11/25/13	49ers win at Washington, 27-6 (49ers ahead 27-6, 4th Q)
	1/12/13	49ers win vs. Green Bay, 45-31 (49ers ahead 45-24 in 4th Q) - NFC-D
By Opponent:	9/15/13	Seahawks win at Seattle, 29-3 (26)
	2/3/13	Ravens win vs. Baltimore, 34-31 (Ravens ahead 28-6 in 3rd Q) - SB XLVII

**Scored 20-or-More Points in a Quarter**

By 49ers:	12/23/13	49ers win vs. Atlanta, 34-24 (21 points, 4th Q)
	1/15/94	49ers win vs. Dallas, 38-28 (21 points, 1st Q) - NFC-D
By Opponent:	12/16/12	Patriots loss at New England, 34-41 (24 points, 4th Q)
	1/12/03	Buccaneers win at Tampa Bay, 31-6 (21 points, 2nd Q) - NFC-D

**Scored 20-or-More Points in a Half**

By 49ers:	12/23/13	49ers win vs. Atlanta, 34-24 (31 points, 2nd half)
	2/3/13	49ers loss vs. Baltimore, 31-34 (25 points, 2nd half) - SB XLVII
By Opponent:	9/15/13	Seahawks win at Seattle, 29-3 (24 points, 2nd half)
	1/19/14	Seahawks win at Seattle, 23-17 (20 points, 2nd half) - NFC-C

**Held Opponent without a Touchdown**

By 49ers:	11/25/13	49ers win at Washington, 27-6 (2 FGs)
	12/29/96	49ers win vs. Philadelphia, 14-0 - NFC-WC
By Opponent:	11/10/13	Panthers win vs. Carolina, 10-9 (3 FGs)
	1/12/03	Buccaneers win at Tampa Bay, 31-6 (2 FG) - NFC-D

**Touchdowns Scored by Offense and Defense**

By 49ers:	12/23/13	49ers win vs. Atlanta, 34-24 (3 offense, 1 defense)
	1/3/98	49ers win vs. Minnesota, 38-22 (5 offense, 1 defense) - NFC-D
By Opponent:	10/10/10	Eagles win vs. Philadelphia, 27-24 (2 offense, 1 defense)
	1/13/12	Packers loss vs. Green Bay, 31-45 (3 offense, 1 defense) - NFC-D

## THE LAST TIME ...

## TEAM TOTALS

**Touchdowns Scored by Offense, Defense and Special Teams**

By 49ers: 10/4/09 49ers win vs. St. Louis, 35-0 (2 offense, 2 defense, 1 special teams)  
 By Opponent: 9/23/07 Steelers win at Pittsburgh, 37-16 (2 offense, 1 defense, 1 special teams)

**Safety Scored**

By 49ers: 10/13/13 Corey Lemonier sacked QB Carson Palmer in the end zone vs. Arizona  
 2/3/13 Sam Koch OB in end zone, forced by Chris Culliver vs. Baltimore - SB XLVII  
 By Opponent: 9/15/13 Penalty on Bruce Miller enforced in end zone

**Successful Two Point Conversion**

By 49ers: 11/13/11 Alex Smith pass to Michael Crabtree vs. NY Giants  
 1/5/03 Jeff Garcia pass to Terrell Owens vs. New York Giants - NFC-WC  
 By Opponent: 9/26/13 Benny Cunningham run at St. Louis  
 1/14/12 Drew Brees pass to Darren Sproles vs. New Orleans - NFC-D

**Failed Two Point Conversion Attempt**

By 49ers: 11/23/08 Pass failed from Shaun Hill to Isaac Bruce at Dallas  
 2/3/13 Pass failed from Colin Kaepernick to Randy Moss vs. Baltimore - SB XLVII  
 By Opponent: 10/13/13 Pass failed from Patrick Peterson to Larry Fitzgerald vs. Arizona  
 1/13/02 Pass failed from Brett Favre to Bubba Franks at Green Bay - NFC-WC

## OFFENSIVE TOTALS

**500-or-More Total Net Yards of Offense**

By 49ers: 10/7/12 49ers win vs. Buffalo, 45-3 (621; 311 rushing, 310 passing)  
 1/12/13 49ers win vs. Green Bay, 45-31 (579, 323 rushing, 256 passing) - NFC-D  
 By Opponent: 12/16/12 Patriots loss at New England, 34-41 (520; 95 rushing, 425 passing)

**400-or-More Total Net Yards of Offense**

By 49ers: 9/8/13 49ers win vs. Green Bay, 34-28 (494, 90 rushing, 404 passing)  
 2/3/13 49ers loss vs. Baltimore, 31-34 (468, 182 rushing, 286 passing)  
 By Opponent: 12/29/13 Cardinals loss at Arizona, 20-23 (482, 83 rushing, 399 passing)  
 1/20/13 Falcons loss at Atlanta, 24-28 (477, 81 rushing, 396 passing) - NFC-C

**300-or-More Net Yards Rushing by Team**

By 49ers: 10/7/12 49ers win vs. Buffalo, 45-3 (311)  
 1/12/13 49ers win vs. Green Bay, 45-31 (323) - NFC-D  
 By Opponent: 10/8/72 Rams win at Los Angeles, 31-7 (302)

**200-or-More Net Yards Rushing by Team**

By 49ers: 10/27/13 49ers win at Jacksonville, 42-10 (221)  
 1/12/13 49ers win vs. Green Bay, 45-31 (323) - NFC-D  
 By Opponent: 9/26/10 Chiefs win at Kansas City, 31-10 (207)  
 1/4/87 Giants win at New York (216) - NFC-D

**Individual 200-Yard Rushing Game**

By 49ers: 9/20/09 Frank Gore (16-207-2 TDs) vs. Seattle  
 By Opponent: Never

**Individual 150-Yard Rushing Game**

By 49ers: 9/26/13 Frank Gore (20-153-1 TD) at St. Louis  
 1/12/13 Colin Kaepernick (16-181-2 TDs) vs. Green Bay - NFC-D  
 By Opponent: 11/7/04 Shaun Alexander (26-160-2 TDs) at Seattle  
 1/4/87 Joe Morris (24-159, 2 TDs) at New York Giants - NFC-D

**Individual 100-Yard Rushing Game**

By 49ers: 12/8/13 Frank Gore (17-110) vs. Seattle  
 1/19/14 Colin Kaepernick (11-130) at Seattle - NFC-C  
 By Opponent: 12/23/12 Marshawn Lynch (26-111-1 TD) at Seattle  
 1/19/14 Marshawn Lynch (22-109-1 TD) at Seattle - NFC-C

**Two 100-Yard Rushers in the Same Game**

By 49ers: 11/13/77 Wilbur Jackson (22-123) & Delvin Williams (25-110-1 TD) vs. New Orleans  
 1/12/13 Colin Kaepernick (16-181-2 TDs) and Frank Gore (23-119-1 TD) vs. Green Bay - NFC-D  
 By Opponent: 11/8/53 Skeets Quinlan (11-119) & Tank Younger (12-101-1 TD) at Los Angeles Rams

## THE LAST TIME ...

## OFFENSIVE TOTALS

**Consecutive 100-Yard Rushing Games**

By 49ers: 10/2/11-11/6/11 Frank Gore (15-127-1 TD) at Phi.; Frank Gore (20-125-1 TD) vs. TB; Frank Gore (15-141-1 TD) at Det., Frank Gore (31-134-1 TD) vs. Cle., Frank Gore (19-107) at Was.  
 By Opponent: 10/14/12-10/18/12 Ahmad Bradshaw (27-116-1 TD) vs. New York Giants; Marshawn Lynch (19-103) vs. Seattle  
 12/31/83-1/8/84 Billy Sims [20-114-2 TDs] vs. Detroit - NFC-D; John Riggins [36-123-2 TDs] at Washington - NFC-C

**Combined 200-Yard Rushing by Two Players**

By 49ers: 9/26/13 202 by Frank Gore (20-153-1 TD) and Kendall Hunter (11-49-1 TD) at St. Louis  
 1/12/13 300 by Colin Kaepernick (16-181-2 TDs) and Frank Gore (23-119-1 TD) vs. Green Bay - NFC-D  
 By Opponent: 10/8/72 211 by Bob Thomas (19-142) and Larry Smith (2-69-1 TD) at Los Angeles

**Individual with 30-or-More Carries**

By 49ers: 10/30/11 Frank Gore (31-134) vs. Cleveland  
 By Opponent: 12/21/08 Steven Jackson (32-108) at St. Louis  
 1/8/84 John Riggins (36-123) at Washington - NFC-C

**Individual with 25-or-More Carries**

By 49ers: 10/13/13 Frank Gore (25-101) vs. Arizona  
 1/3/98 Terry Kirby (25-120) vs. Minnesota - NFC-D  
 By Opponent: 9/15/13 Marshawn Lynch (28-98-2 TDs) at Seattle  
 1/5/03 Tiki Barber (26-115) vs. New York Giants - NFC-WC

**Rushing Play of 80-or-More Yards**

By 49ers: 9/20/09 80t by Frank Gore vs. Seattle  
 1/1/89 80t by Roger Craig vs. Minnesota - NFC-D  
 By Opponent: 12/9/07 84t by Chester Taylor vs. Minnesota

**Rushing Play of 60-or-More Yards**

By 49ers: 10/17/10 64 by Frank Gore vs. Oakland  
 1/1/89 80t by Roger Craig vs. Minnesota - NFC-D  
 By Opponent: 12/9/07 84t by Chester Taylor vs. Minnesota

**Rushing Play of 40-or-More Yards**

By 49ers: 12/23/13 45 by Kendall Hunter vs. Atlanta  
 1/19/14 58 by Colin Kaepernick at Seattle - NFC-C  
 By Opponent: 10/17/10 43 by Louis Murphy vs. Oakland  
 1/19/14 40t by Marshawn Lynch at Seattle - NFC-C

**Individual with Two-or-More Rushing Touchdowns**

By 49ers: 10/27/13 Frank Gore (19-71-2 TDs) and Colin Kaepernick (7-54-2 TDs) at Jacksonville  
 1/20/13 Frank Gore (21-90-2 TDs) at Atlanta - NFC-C  
 By Opponent: 9/15/13 Marshawn Lynch (28-98-2 TDs) at Seattle  
 1/12/03 Mike Alstott (17-60, 2 TDs) at Tampa Bay - NFC-D

**400 Net Yards Passing by Team**

By 49ers: 9/8/13 49ers win vs. Green Bay, 34-28 (404)  
 By Opponent: 12/16/12 Patriots loss at New England, 34-41 (425)  
 1/14/12 Saints loss vs. New Orleans, 32-36 (435) - NFC-D

**300 Net Yards Passing by Team**

By 49ers: 9/8/13 49ers win vs. Green Bay, 34-28 (404)  
 1/5/03 49ers win vs. New York Giants, 39-38 (356) - NFC-WC  
 By Opponent: 12/29/13 Cardinals loss at Arizona, 20-23 (399)  
 1/20/13 Falcons loss at Atlanta, 24-28 (396)

**Individual with 50-or-More Pass Attempts**

By 49ers: 10/10/04 Tim Rattay (57-38-417-0 INTs-2 TDs) at Arizona  
 1/6/96 Steve Young (65-32-328-2 INTs-0 TDs) vs. Green Bay - NFC-D  
 By Opponent: 12/16/12 Tom Brady (65-36-443-2 INTs-1 TD) at New England  
 1/22/12 Eli Manning (58-32-316-0-2 TDs) vs. New York Giants - NFC-C

**Individual with 40-or-More Pass Attempts**

By 49ers: 9/26/10 Alex Smith (42-23-232-1 INT-1 TD) at Kansas City  
 1/14/12 Alex Smith (42-24-299-0 INTs-3 TDs) vs. New Orleans - NFC-D  
 By Opponent: 12/29/13 Carson Palmer (49-28-407-1 INT-2 TDs) at Arizona  
 1/20/13 Matt Ryan (42-30-396-1 INTs-3 TDs) at Atlanta - NFC-C



## THE LAST TIME ...

## OFFENSIVE TOTALS

**Individual with 30-or-More Pass Completions**

By 49ers:	12/14/08 1/6/96	Shaun Hill (46-30-233-0 INTs-0 TDs) at Miami <i>Steve Young (65-32-328-2 INT-0 TD) vs. Green Bay - NFC-D</i>
By Opponent:	12/23/13 1/20/13	Matt Ryan (48-37-348-2 INTs-2 TDs) vs. Atlanta <i>Matt Ryan (42-30-396-1 INTs-3 TDs) at Atlanta - NFC-C</i>

**Individual with 25-or-More Pass Completions**

By 49ers:	9/8/13 1/5/03	Colin Kaepernick (39-27-412-0 INTs-3 TDs) vs. Green Bay <i>Jeff Garcia (44-27-331-1 INT-3 TDs) vs. New York Giants - NFC-WC</i>
By Opponent:	12/29/13 1/20/13	Carson Palmer (49-28-407-1 INT-2 TDs) at Arizona <i>Matt Ryan (42-30-396-1 INTs-3 TDs) at Atlanta - NFC-C</i>

**No Sacks Allowed**

By 49ers:	10/27/13 1/5/03	49ers win at Jacksonville, 42-10 (16 attempts - Colin Kaepernick, 1 attempt - Colt McCoy) <i>49ers win vs. New York Giants, 39-38 (44 attempts - Jeff Garcia) - NFC-WC</i>
By Opponent:	10/27/13 1/7/95	49ers win at Jacksonville (45 attempts - Chad Henne) <i>49ers win vs. Chicago, 44-15 (19 attempts - Steve Walsh) - NFC-D</i>

**Individual 300-Yard Passing Game**

By 49ers:	12/29/13 2/3/13	Colin Kaepernick (34-21-310-0 INT-2 TD) at Arizona <i>Colin Kaepernick (28-16-302-1 INT-1 TD) vs. Baltimore - SB XLVII</i>
By Opponent:	12/29/13 1/20/13	Carson Palmer (49-28-407-1 INT-2 TDs) at Arizona <i>Matt Ryan (42-30-396-1 INTs-3 TDs) at Atlanta - NFC-C</i>

**Consecutive 300-Yard Passing Games**

By 49ers:	12/10/00-12/17/00	Jeff Garcia (38-25-305-2 INTs-2 TDs) vs. New Orleans; Garcia (44-36-402-0 INTs-2 TDs) vs. Chicago
By Opponent:	12/23/13-12/29/13 1/14/12-1/22/12	Matt Ryan (48-37-348-2 INTs-2 TDs) vs. Atlanta; Carson Palmer (49-28-407-1 INT-2 TDs) at Arizona <i>Drew Brees (63-40-462-2 INTs-4 TDs) vs. New Orleans - NFC-D; Eli Manning (58-32-316-0-2 TDs) vs. New York Giants - NFC-C</i>

**Individual Four-or-More Touchdown Passes**

By 49ers:	12/16/12 1/29/95	Colin Kaepernick (25-14-216-1 INT-4 TDs) at New England <i>Steve Young (36-24-325-0 INT-6 TDs) at San Diego - SB XXIX</i>
By Opponent:	12/23/12 1/14/12	Russell Wilson (21-15-171-1 INT-4 TDs) at Seattle <i>Drew Brees (63-40-462-2 INTs-4 TDs) vs. New Orleans - NFC-D</i>

**Individual with Three-or-More Touchdown Passes**

By 49ers:	11/25/13 1/14/12	Colin Kaepernick (24-15-235-0 INTs-3 TDs) at Washington <i>Alex Smith (42-24-299-0 INTs-3 TDs) vs. New Orleans - NFC-D</i>
By Opponent:	9/8/13 2/3/13	Aaron Rodgers (37-21-333-1 INT-3 TDs) vs. Green Bay <i>Joe Flacco (33-22-287-0 INTs-3 TDs) vs. Baltimore - SB XLVII</i>

**Individual with 10-or-More Receptions**

By 49ers:	9/8/13 1/6/96	Anquan Boldin (13-208-1 TD) vs. Green Bay <i>Jerry Rice (11-117) vs. Green Bay - NFC-D</i>
By Opponent:	12/29/13 1/20/13	Larry Fitzgerald (11-113) at Arizona <i>Julio Jones (11-182-2 TDs) at Atlanta - NFC-C</i>

**Individual with 150-Yard Receiving Game**

By 49ers:	10/13/13 1/14/12	Vernon Davis (8-180-2 TDs) vs. Arizona <i>Vernon Davis (7-180-2 TDs) vs. New Orleans - NFC-D</i>
By Opponent:	12/30/12 1/20/13	Michael Floyd (8-166-1 TD) vs. Arizona <i>Julio Jones (11-182-2 TDs) at Atlanta - NFC-C</i>

**Individual with 100-Yard Receiving Game**

By 49ers:	12/29/13 1/12/14	Anquan Boldin (9-149-1 TD) at Arizona <i>Anquan Boldin (8-136) at Carolina - NFC-D</i>
By Opponent:	12/29/13 1/19/14	Larry Fitzgerald (11-113) at Arizona <i>Doug Baldwin (6-106) at Seattle - NFC-C</i>

**Two 100-Yard Receivers in the Same Game**

By 49ers:	10/7/12 2/3/13	Michael Crabtree (6-113-1 TD) & Vernon Davis (5-106) vs. Buffalo <i>Michael Crabtree (5-109-1 TD) &amp; Vernon Davis (6-104) vs. Baltimore - SB XLVII</i>
By Opponent:	9/8/13 1/20/13	Jordy Nelson (7-130-1 TD) & Randall Cobb (7-108-1 TD) vs. Green Bay <i>Julio Jones (11-182-2 TDs) &amp; Roddy White (7-100) at Atlanta - NFC-C</i>

## THE LAST TIME ...

## OFFENSIVE TOTALS

**Consecutive 100-Yard Receiving Games**

By 49ers:	12/23/13-12/29/13 1/14/12 - 1/12/14	Michael Crabtree (5-102) vs. Atlanta; Anquan Boldin (9-149-1 TD) at Arizona <i>Vernon Davis (7-180-2 TDs) vs. New Orleans - NFC-D; V. Davis (3-112-2 TDs) vs. New York Giants - NFC-C; Michael Crabtree (9-119-2 TDs) vs. Green Bay - NFC-D; Vernon Davis (5-106-1 TD) at Atlanta -NFC-C; Michael Crabtree (5-109-1 TD) &amp; Vernon Davis (6-104) vs. Baltimore - SB XLVII; Michael Crabtree (8-125) at Green Bay - NFC-WC; Anquan Boldin (8-136) at Carolina - NFC-D</i>
By Opponent:	12/23/13-12/29/13 1/12/14-1/19/14	Roddy White (12-141-1 TD) vs. Atlanta; Larry Fitzgerald (11-113) at Arizona <i>Ted Ginn, Jr. (4-104) at Carolina - NFC-D; Doug Baldwin (6-106) at Seattle - NFC-C</i>

**Pass Play of 80-or-More Yards**

By 49ers:	9/25/05	89t, Tim Rattay to Brandon Lloyd vs. Dallas
By Opponent:	10/11/09	90t, Matt Ryan to Roddy White vs. Atlanta

**Pass Play of 60-or-More Yards**

By 49ers:	12/29/13 1/22/12	63, Colin Kaepernick to Anquan Boldin at Arizona <i>73t, Alex Smith to Vernon Davis vs. New York Giants - NFC-C</i>
By Opponent:	10/20/13 1/14/12	66t, Jake Locker to Chris Johnson at Tennessee <i>66t, Drew Brees to Jimmy Graham vs. New Orleans - NFC-D</i>

**Pass Play of 40-or-More Yards**

By 49ers:	12/29/13 1/12/14	63, Colin Kaepernick to Anquan Boldin at Arizona <i>45, Colin Kaepernick to Anquan Boldin at Carolina - NFC-D</i>
By Opponent:	12/29/13 1/19/14	49, Carson Palmer to Larry Fitzgerald at Arizona and 44, Carson Palmer to Michael Floyd at Arizona <i>51, Russell Wilson to Doug Baldwin at Seattle - NFC-C</i>

**Individual with Three-or-More Touchdown Receptions**

By 49ers:	10/25/09 1/29/95	Vernon Davis (7-93-3 TDs) at Houston <i>Jerry Rice (10-149-3 TDs) at San Diego - SB XXIX</i>
By Opponent:	9/18/11 1/5/03	Miles Austin (9-143-3 TDs) vs. Dallas <i>Amani Toomer (8-136-3 TDs) vs. New York Giants - NFC-WC</i>

**Individual with Two-or-More Touchdown Receptions**

By 49ers:	11/25/13 1/12/13	Anquan Boldin (5-94-2 TDs) at Washington <i>Michael Crabtree (9-119-2 TDs) vs. Green Bay - NFC-D</i>
By Opponent:	12/23/12 1/20/13	Doug Baldwin (4-53-2 TDs) at Seattle <i>Julio Jones (11-182-2 TDs) at Atlanta - NFC-D</i>

**Led Team in Both Rushing and Receiving Yards in the Same Game**

By 49ers:	10/18/12 1/15/94	Frank Gore (16-131 rushing, 5-51 receiving) vs. Seattle <i>Ricky Watters (24-118 rushing, 5-46 receiving) vs. New York Giants - NFC-D</i>
By Opponent:	10/12/08	Correll Buckhalter (18-93-1 TD rushing, 7-85 receiving) vs. Philadelphia

**100-Yard Rusher & Receiver in the Same Game**

By 49ers:	10/13/13 2/3/13 XLVII	Frank Gore (25-101) & Vernon Davis (8-180-2 TDs) vs. Arizona <i>Frank Gore (19-110-1 TD), Michael Crabtree (5-109-1 TD) &amp; Vernon Davis (6-104) vs. Baltimore - SB XLVII</i>
By Opponent:	11/11/12 1/19/14	Steven Jackson (29-101-1 TD) & Danny Amendola (11-102) vs. St. Louis <i>Marshawn Lynch (22-109-1 TD) &amp; Doug Baldwin (6-106) at Seattle - NFC-C</i>

**100-Yard Rusher, 100-Yard Receiver & 300-Yard Passer in the Same Game**

By 49ers:	10/7/12 2/3/13	Frank Gore (14-106-1 TD), Michael Crabtree (6-113-1 TD), Vernon Davis (5-106) & Alex Smith (24-18-303-0 INTs-3 TDs) vs. Buffalo <i>Frank Gore (19-110-1 TD), Michael Crabtree (5-109-1 TD) &amp; Vernon Davis (6-104) &amp; Colin Kaepernick (28-16302-1 INT-1 TD) vs. Baltimore - SB XLVII</i>
By Opponent:	11/22/09 1/5/03	Ryan Grant (21-129-1 TD), Greg Jennings (5-126-1 TD) & Aaron Rodgers (45-32-344-0 INTs-2 TDs) at Green Bay <i>Tiki Barber (26-115-1 TD), Amani Toomer (8-136-3 TDs), &amp; Kerry Collins (43-29-342-1 INT-4 TDs) vs. New York Giants - NFC-WC</i>

**Individual with at Least One Rushing and One Receiving Touchdown in the Same Game**

By 49ers:	9/20/10 1/29/95	Frank Gore (20-112-1 TD rushing, 7-56-1 TD receiving) vs. New Orleans <i>Ricky Watters (15-47-1 TD rushing, 3-61-2 TDs receiving) at San Diego - SB XXIX</i>
By Opponent:	9/15/13 1/23/94	Marshawn Lynch (28-98-2 TDs rushing, 3-37-1 TD receiving) at Seattle <i>Emmitt Smith (23-88-1 TD rushing, 7-85-1 TD receiving) at Dallas - NFC-C</i>

## THE LAST TIME ...

## OFFENSIVE TOTALS

**Individual with at Least One Rushing Touchdown and One Touchdown Pass in the Same Game**

By 49ers:	12/23/13	Colin Kaepernick (21-13-197-0 INT - 1 TD passing, 6-51-1 TD rushing) vs. Atlanta
	1/12/14	Colin Kaepernick (28-15-196-1 TD passing, 8-15-1 TD rushing) at Carolina - NFC-D
By Opponent:	12/16/12	Tom Brady (65-36-443-2 INTs-1 TD passing, 3-11-1 TD rushing) at New England

**No Turnovers**

By 49ers:	12/29/13	49ers win at Arizona, 23-20
	1/12/14	49ers win at Carolina, 23-10 - NFC-D
By Opponent:	9/22/13	Colts win vs. Indianapolis, 27-7
	1/5/14	Packers loss at Green Bay, 20-23 - NFC-WC

**Touchdown Scored on First Drive**

By 49ers:	12/15/13	49ers win at Tampa Bay, 33-14
	1/5/03	49ers win vs. New York Giants, 39-38 - NFC-WC
By Opponent:	9/22/13	Colts win vs. Indianapolis, 27-7
	2/3/13	Ravens win vs. Baltimore, 34-31 - SB XLVII

## DEFENSIVE TOTALS

**Held Opponent Under 200 Net Yards of Total Offense**

By 49ers:	12/15/13	49ers win at Tampa Bay, 33-14 (183, 39 rushing, 179 passing)
	1/15/94	49ers win vs. New York Giants, 44-3 (194; 41 rushing, 153 passing) - NFC-D
By Opponent:	11/17/13	Saints Win at New Orleans, 23-20 (196; 81 rushing, 115 passing)
	1/4/97	Packers win at Green Bay, 35-14 (196; 68 rushing, 128 passing) - NFC-D

**Held Opponent Under 300 Net Yards of Total Offense**

By 49ers:	12/15/13	49ers win at Tampa Bay, 33-14 (183, 39 rushing, 179 passing)
	1/5/14	49ers win at Green Bay, 23-20 (281, 124 rushing, 157 passing) - NFC-WC
By Opponent:	11/17/13	Saints Win at New Orleans, 23-20 (196; 81 rushing, 115 passing)
	1/12/03	Buccaneers win at Tampa Bay, 31-6 (228; 62 rushing, 166 passing) - NFC-D

**Held Opponent Under 50 Yards Rushing**

By 49ers:	12/15/13	49ers win at Tampa Bay, 33-14 (39)
	1/14/12	49ers win vs. New Orleans, 36-32 (37) - NFC-D
By Opponent:	9/26/10	Chiefs win at Kansas City, 31-10 (43)
	1/11/98	Packers win vs. Green Bay, 23-10 (33) - NFC-C

**Held Opponent Under 75 Yards Rushing**

By 49ers:	12/23/13	49ers win vs. Atlanta, 34-24 (61)
	1/14/12	49ers win vs. New Orleans, 36-32 (37) - NFC-D
By Opponent:	11/24/11	Ravens win at Baltimore, 16-6 (74)
	1/12/03	Buccaneers win vs. Tampa Bay, 31-6 (62) - NFC-D

**Held Opponent Under 100 Yards Rushing**

By 49ers:	12/29/13	49ers win at Arizona, 23-20 (83)
	1/12/14	49ers win at Carolina, 23-10 (93) - NFC-D
By Opponent:	12/29/13	Cardinals loss at Arizona, 20-23 (83)
	1/12/03	Buccaneers win vs. Tampa Bay, 31-6 (62) - NFC-D

**Held Opponent Under 100 Net Yards Passing**

By 49ers:	11/25/13	49ers win at Washington, 27-6 (90)
	1/4/97	49ers loss at Green Bay, 35-14 (71) - NFC-D
By Opponent:	11/10/13	Panthers win vs. Carolina, 10-9 (46)

**Held Opponent Under 150 Net Yards Passing**

By 49ers:	12/15/13	49ers win at Tampa Bay, 33-14 (144)
	1/4/97	49ers loss at Green Bay, 35-14 (71) - NFC-D
By Opponent:	11/17/13	Saints win at New Orleans, 23-20 (115)
	1/19/14	Seahawks win at Seattle, 23-17 (147) - NFC-C

**Interception Return for a Touchdown**

By 49ers:	12/23/13	NaVorro Bowman, 89 (QB Matt Ryan) vs. Atlanta
	1/3/98	Ken Norton, 23 (QB Randall Cunningham) vs. Minnesota - NFC-D
By Opponent:	9/12/10	Marcus Trufant, 32 (QB Alex Smith) at Seattle
	1/12/13	Sam Shields, 52 (QB Colin Kaepernick) vs. Green Bay - NFC-D

## THE LAST TIME ...

## DEFENSIVE TOTALS

**Individual with Three-or-More Interceptions**

By 49ers: 10/8/06 Walt Harris (1-Andrew Walter, 2-Marcus Tuiasosopo) vs. Oakland  
 By Opponent: 11/20/77 Bill Simpson (1-Scott Bull, 2-Jim Plunkett) vs. Los Angeles Rams

**Individual with Two-or-More Interceptions**

By 49ers: 10/6/13 Tramaine Brock (2-Matt Schaub) vs. Houston  
 1/15/95 Eric Davis (2-Troy Aikman) vs. Dallas - NFC-C  
 By Opponent: 10/14/12 Antrel Rolle (2 - Alex Smith) vs. New York Giants  
 1/9/99 William White (2-Steve Young) at Atlanta - NFC-D

**Seven-or-More Sacks by Team**

By 49ers: 1/3/10 49ers win at St. Louis, 28-6 (8)  
 1/6/85 49ers win vs. Chicago, 23-0 (9) - NFC-C  
 By Opponent: 11/24/11 Ravens win at Baltimore, 16-6 (9)

**Six-or-More Sacks by Team**

By 49ers: 11/25/13 49ers win at Washington, 27-6 (6)  
 1/22/12 49ers loss vs. New York Giants, 17-20 (OT) (6) - NFC-C  
 By Opponent: 11/10/13 Panthers win vs. Carolina, 10-9 (6)

**Five-or-More Sacks by Team**

By 49ers: 11/25/13 49ers win at Washington, 27-6 (6)  
 1/12/14 49ers win at Carolina, 23-10 (5) - NFC-D  
 By Opponent: 11/10/13 Panthers win vs. Carolina, 10-9 (6)

**Individual with Three-or-More Sacks**

By 49ers: 11/19/12 Aldon Smith (5.5 of QB Jason Campbell) vs. Chicago  
 1/9/93 Pierce Holt (3.0 of QB Mark Rypien) vs. Washington - NFC-D  
 By Opponent: 11/24/11 Terrell Suggs (3.0 of Alex Smith) at Baltimore  
 1/17/93 Tony Casillas (3.0 of QB Steve Young) vs. Dallas - NFC-C

**Individual with Two-or-More Sacks**

By 49ers: 12/15/13 Aldon Smith (2.0 of Mike Glennon) at Tampa Bay  
 1/19/14 Aldon Smith (2.0 of QB Russell Wilson) at Seattle - NFC-C  
 By Opponent: 12/1/13 Michael Brockers (2.0 of Colin Kaepernick) vs. St. Louis  
 2/3/13 Paul Kruger (2.0 of Colin Kaepernick) vs. Baltimore - SB XLVII

**Fumble Recovered for Touchdown**

By 49ers: 10/27/13 Dan Skuta recovered a Mercedes Lewis fumble and returned it 47 yards at Jacksonville  
 12/26/71 Bob Hoskins recovered a Gossett fumble in end zone vs. Washington - NFC-D  
 By Opponent: 12/2/12 Janoris Jenkins recovered a Colin Kaepernick fumble and returned it 2 yards at St. Louis  
 1/4/97 Antonio Freeman recovered an Edgar Bennet fumble in end zone at Green Bay - NFC-D

## SPECIAL TEAMS TOTALS

**Kickoff Return for a Touchdown**

By 49ers: 9/11/11 Ted Ginn Jr., 102 yards vs. Seattle  
 1/11/98 Chuck Levy, 95 yards vs. Green Bay - NFC-C  
 By Opponent: 12/12/10 Leon Washington, 92 yards vs. Seattle  
 2/3/13 Jacoby Jones, 108 yards vs. Baltimore - SB XLVII

**Kickoff Return for a Touchdown on the Opening Kickoff**

By 49ers: 11/10/08 Allen Rossum, 104 yards at Arizona  
 12/23/72 Vic Washington, 97 yards vs. Dallas - NFC-D  
 By Opponent: (could not find an instance when it occurred)

**Punt Return for a Touchdown**

By 49ers: 9/11/11 Ted Ginn Jr., 55 yards vs. Seattle  
 By Opponent: 9/9/12 Randall Cobb, 75 yards at Green Bay  
 1/4/97 Desmond Howard, 71 yards at Green Bay - NFC-D

## THE LAST TIME ...

## SPECIAL TEAMS TOTALS

**Blocked Punt Recovered for Touchdown**

By 49ers: 10/3/10 Taylor Mays recovered Michael Koenen's punt (blocked by D. Zeigler) in the end zone at Atlanta  
 By Opponent: 10/14/90 Bobby Butler recovered Barry Helton's punt (blocked by Thomas) returned 35 yards at Atlanta

**Blocked Punt**

By 49ers: 12/8/13 Kassim Osgood blocked Jon Ryan's punt vs. Seattle  
 1/6/90 *Spencer Tillman blocked Bucky Scribner's punt vs. Minnesota - NFC-D*  
 By Opponent: 12/24/11 Heath Farwell blocked Andy Lee's punt at Seattle  
 12/16/71 *Jon Jaqua blocked Steve Spurrier's punt vs. Washington - NFC-D*

**Blocked PAT**

By 49ers: 12/14/09 Ray McDonald blocked a PAT attempt by Neil Rackers vs. Arizona  
 By Opponent: 11/2/03 Tyoka Jackson blocked a PAT attempt by Todd Peterson vs. St. Louis

**Missed (not blocked) PAT**

By 49ers: 10/12/03 Owen Pochman at Seattle  
 By Opponent: 10/31/10 Matt Prater vs. Denver

**Blocked Field Goal**

By 49ers: 10/14/12 Tarell Brown blocked a 40-yard attempt by Lawrence Tynes vs. New York Giants  
 By Opponent: 12/23/12 Red Bryant blocked a 21-yd. attempt by David Akers at Seattle

**Blocked Field Goal returned for a TD**

By 49ers: 9/27/09 Nate Clements, 59-yard return after Ray McDonald blocked a 44-yd. att. by Ryan Longwell at Minnesota  
 By Opponent: 12/23/12 Richard Sherman, 90-yard after Red Bryant blocked a 21-yd. att. by David Akers at Seattle

**Individual with Five-or-More Field Goals**

By 49ers: 10/30/05 Joe Nedney (5-6) vs. Tampa Bay  
 By Opponent: 10/2/05 Neil Rackers (6-6) at Arizona  
 1/20/91 *Matt Bahr (5-6) vs. New York Giants - NFC-C*

**Individual with Four-or-More Field Goals**

By 49ers: 12/15/13 Phil Dawson (4-4) at Tampa Bay  
 1/24/82 *Ray Wersching (4-4) at Cincinnati - SB XVI*  
 By Opponent: 10/14/12 Lawrence Tynes (4-5) vs. New York Giants  
 1/20/91 *Matt Bahr (5-6) vs. New York Giants - NFC-C*

**Individual with Three-or-More Field Goals**

By 49ers: 12/29/13 Phil Dawson (3-4) at Arizona  
 1/12/14 *Phil Dawson (3-3) at Carolina - NFC-D*  
 By Opponent: 11/17/13 Garrett Hartley (3-3) at New Orleans  
 1/19/14 *Steven Hauschka (3-3) at Seattle - NFC-C*

**Successful Onsides Kick**

By 49ers: 11/13/11 David Akers kick recovered by 49ers Delanie Walker vs. New York Giants (2nd Q)  
 By Opponent: 12/23/13 Matt Bosher kick recovered by Falcons Jason Snelling vs. Atlanta (4th Q)

**Failed Onsides Kick Attempt**

By 49ers: 11/8/09 Joe Nedney kick recovered by Gerald McRath vs. Tennessee (4th Q)  
 By Opponent: 10/20/13 Rob Bironas kick recovered by Bruce Miller at Tennessee (4th Q)  
 1/12/13 *Mason Crosby kick recovered by Delanie Walker vs. Green Bay (4th Q) - NFC-D*



**SUNDAY, SEPTEMBER 8  
GREEN BAY 28, SAN FRANCISCO 34  
CANDLESTICK PARK**



The 49ers opened up the 2013 season with a 34–28 victory over the Green Bay Packers. After forcing Green Bay to punt after their first two offensive possessions, QB Colin Kaepernick connected with five different receivers during a 13–play, 83–yd. drive as he completed 6 of 7 pass atts. for 79 yds. The drive was capped off with a 20–yd. TD pass to TE Vernon Davis. Green Bay responded with a 6–play, 80–yd. drive of their own as QB Aaron Rodgers found WR Randall Cobb for a 5–yd. TD pass with 1:05 remaining in the first quarter. On the Packers next possession, 49ers LB NaVorro Bowman brought down RB Eddie Lacy at the GB 13–yd. line, forcing a fumble. The ball was recovered by 49ers CB Tarell Brown, marking the first FR of his career. Three plays later, QB Colin Kaepernick connected with WR Anquan Boldin for a 10–yd. TD to take the lead 14–7. The Niners defense forced a three–and–out on the Packers next possession, and after trading punts, the 49ers recorded their second takeaway of the game. Packers TE Jermichael Finley bobbled an Aaron Rodgers pass and 49ers rookie S Eric Reid made a finger–tip catch for the interception. Reid became the first 49ers rookie to intercept a pass on opening day since both DB Don Griffin and CB Tim McKyer each registered an INT at TB (9/7/86). The 49ers could not capitalize on their strong field position as K Phil Dawson missed a 48–yd. FG att. wide left. With less than two minutes left in the first half, QB Aaron Rodgers led the Packers on an 8–play, 62–yd. drive that was capped off by a 12–yd. TD pass to TE Jermichael Finley with just 0:16 remaining in the first half. The TD evened the score at 14–14 heading into halftime. On the opening possession of the second half, 49ers QB Colin Kaepernick completed 4 of 4 pass atts. to WR Anquan Boldin for 70 yds. before finding TE Vernon Davis on a 2–yd. TD. After two subsequent punts, QB Aaron Rodgers led the Packers on a 7–play, 69 yd. drive and connected with WR Jordy Nelson for an 8–yd. TD pass to knot the score at 21–21. K Phil Dawson made a 27–yd. FG, his first for the 49ers, capping off a 10–play, 71–yd. drive. After three–and–outs by both teams, the Packers took their first lead of the game, 28–24. WR Jordy Nelson hauled in a 37–yd. pass and rookie RB Eddie Lacy rushed five times for 26 yards, including a 2–yd. TD run. The lead would last just 2:39 on the game clock. RB Frank Gore found the end zone on a 1–yd. TD run to put the 49ers up 31–28. The Packers offense was forced to punt after a three–and–out. The 49ers faced a fourth and two at the GB 36–yd. line with 3:00 remaining in the game. The 49ers converted the fourth–down attempt when Kaepernick scrambled right and connected with Boldin for 15 yds. Dawson connected from 33–yds., extending the 49ers lead to 34–28 with just 26 seconds remaining. Needing a TD, WR Randall Cobb hauled in a 36–yd. pass on the first play, but was tackled by S Donte Whitner inbounds to keep the clock running. Following a spike to stop the clock with 3 seconds remaining, 49ers LB Aldon Smith rushed QB Aaron Rodgers forcing an incomplete pass as time expired. 49ers QB Colin Kaepernick completed 69.2% of his passes for a career–high 412 passing yds. and WR Anquan Boldin finished with 13 receipts. and a league–best 208 receiving yds.

**NOTES:** Head coach **Jim Harbaugh** became just the first coach in franchise history to win opening day games in each of his first three seasons...According to the Elias Sports Bureau, the **49ers** have been at .500 or better for each of **Jim Harbaugh's** 33 career games. That's the longest active streak to start a career since Pit. head coach Mike Tomlin. The Steelers were .500 or better for each of his first 34 games (2007–2009)...The **49ers** have won three consecutive season openers for the first time since 2001–03 (2001 – W vs. Atl.; 2002 – W at NYG; 2003 – W Chi.)...The **49ers** have won three consecutive games, including the playoffs, against GB for the first time since 10/18/81–12/06/87... QB **Colin Kaepernick** set the 49ers franchise record for most passing yards in a season opener as he completed 27 of 39 atts. for 412 yds., 3 TDs and a QB rating of 129.4. The previous mark was set by QB Steve Young, who threw for 363 yds. vs. NYJ (9/6/98)...**Boldin's** 208 rec. yds. set the 49ers franchise record for most rec. yds. on opening day. The previous mark of 169 rec. yds. was held by WR Jerry Rice vs. LA (9/5/94)...**Boldin** is the first 49er to register at least 10 receipts. In a game since TE Vernon Davis notched 10 receipts, for 102 yds. vs. Ten. (11/8/09)...TE **Vernon Davis** registered his 5th career multi–TD game, as he hauled in 6 receipts, for 98 yds. and 2 TDs...**Davis' 6** TD receipts. vs. GB are the most by a tight end in NFL history, according to STATS, Inc...**Davis** has tallied at least 1 TD receipt. in all five regular season games against Green Bay...RB **Frank Gore** notched his 52nd career rushing TD...Rookie S **Eric Reid** notched his first career INT off Packers QB Aaron Rodgers. Reid became the first 49ers rookie to intercept a pass on opening day since both DB Don Griffin and CB Tim McKyer each registered an INT at TB (9/7/86)...With 1.5 sacks vs. GB, LB **Aldon Smith** moves into a tie with Vikings DE Jared Allen for the most sacks in the NFL since the start of the 2011 season with 35.0 sacks...LB **NaVorro Bowman** notched his 2nd–career FF, stripping the ball from Packers RB Eddie Lacy. The loose ball was scooped up by CB **Tarell Brown**, marking his first–career FR. The takeaway led to a 10–yd. TD pass from **Kaepernick** to **Boldin**.

	1st	2nd	3rd	4th	Pts
<b>Green Bay</b>	7	7	7	7	28
<b>San Francisco</b>	7	7	7	13	34

- SF** – V. Davis, 20 pass from C. Kaepernick (P. Dawson) (13–83, 6:59)
- GB** – R. Cobb, 5 pass from A. Rodgers (M. Crosby) (6–80, 1:47)
- SF** – A. Boldin, 10 pass from C. Kaepernick (P. Dawson) (3–14, 2:18)
- GB** – J. Finley, 12 pass from A. Rodgers (M. Crosby) (8–62, 1:16)
- SF** – V. Davis, 2 pass from C. Kaepernick (P. Dawson) (9–80, 5:14)
- GB** – J. Nelson, 8 pass from A. Rodgers (M. Crosby) (7–69, 2:48)
- SF** – P. Dawson, 27 FG (10–71, 4:32)
- GB** – E. Lacy, 2 run (M. Crosby) (8–76, 2:30)
- SF** – F. Gore, 1 run (P. Dawson) (5–80, 2:39)
- SF** – P. Dawson, 33 FG (11–50, 4:26)

<b>TEAM STATISTICS</b>	<b>SF</b>	<b>GB</b>
First Downs	23	23
Net Yards Gained	385	494
Rushes/Yards	19/63	34/90
Net Yards Passing	322	404
Att/Comp/INT	37/21/1	39/27/0
Sacked/Yards Lost	2/8	2/11
Punts/Average	5/47.2	6/46.2
Fumbles/Lost	0/0	1/1
Penalties/Yards	11/85	5/44
Time of Possession	38:35	21:25
3rd Down Efficiency	9/18 (50%)	4/10 (40%)

**RUSHING: 49ERS** – F. Gore 21–44–1, C. Kaepernick 7–22, K. Hunter 6–24... **PACKERS** – E. Lacy 14–41, A. Rodgers 2–13, R. Cobb 2–6, J. Kuhn 1–3.

**RECEIVING: 49ERS** – A. Boldin 13–208–1, V. Davis 6–98–2, K. Williams 3–36, B. Miller 2–24, F. Gore 2–21, V. McDonald 1–25... **PACKERS** – J. Nelson 7–130–1, R. Cobb 7–108–1, J. Finley 5–56–1, E. Lacy 1–31, J. Starks 1–8.

**PASSING: 49ERS** – C. Kaepernick 39–27–412–0–3 TDs... **PACKERS** – A. Rodgers 37–21–333–1–3 TDs.

**INTs: 49ERS** – E. Reid 1–0... **PACKERS** – None

**SACKS: 49ERS** – A. Smith 1.5, R. McDonald 0.5... **PACKERS** – C. Matthews 1.0, J. Jolly 1.0.

**49ERS TURNOVER RATIO:** +2 (0 fumbles, 0 INTs/1 fumbles, 1 INT).

**Weather:** Sunny  
**Temperature:** 69 degrees  
**Wind:** North 6 mph  
**Playing Surface:** Grass  
**Time:** 3:22  
**Attendance:** 69,732





## SUNDAY, SEPTEMBER 15 SAN FRANCISCO 3, SEATTLE 29 CENTURYLINK FIELD



The 49ers played in a hostile environment at CenturyLink Field and departed from Seattle with their first loss of the 2013 season. On their first drive of the day, San Francisco went three-and-out but the defense forced Seattle into a three-and-out as well. As the Seahawks lined up for their first punt of the day, S Craig Dahl came flying from the left side to register his first-career blocked punt. It marked the first blocked punt by the 49ers since LB Larry Grant blocked P Robert Malone's punt at NYJ (9/30/12). After moving the ball to the Seahawks 5-yd. line, QB Colin Kaepernick's pass was tipped into the air by CB Walter Thurmond and intercepted by S Earl Thomas. Just five plays later, Seahawks QB Russell Wilson threw a deep ball that was intercepted by 49ers rookie S Eric Reid. On the play, Reid became the first rookie since the merger in 1970 to record interceptions in each of the team's first two games. Neither team managed to put together a scoring drive during the first quarter, which was temporarily suspended due to severe weather with 3:13 remaining. After a one-hour delay, play resumed at 7:05 PM PDT. With 10:44 remaining in the second quarter, 49ers FB Bruce Miller was flagged for holding in the end zone, resulting in a safety. The Seahawks received the punt and quickly were forced into another three-and-out. Choosing not to punt, QB Russell Wilson was stopped for no gain and the ball was turned over on downs. Two plays later, QB Colin Kaepernick had the ball stripped from behind by DE Cliff Avril, which was recovered by LB K.J. Wright at the SF 29-yd. line. The 49ers defense stalled the Seattle offense forcing a 30-yd. FG by K Steven Hauschka, extending Seattle's lead to 5-0. On the opening possession of the second half, Seattle went on a 10-play, 80-yd. drive highlighted by a 51-yd. pass to WR Doug Baldwin, with RB Marshawn Lynch capping off the drive with a 14-yd. TD run. San Francisco responded with a 9-play, 71-yd. drive of their own, but was forced to settle for a 21-yd. FG by K Phil Dawson. Seattle moved right back downfield, aided by two 49ers penalties totaling 54 yds. With 13:51 left in the game, QB Russell Wilson connected with RB Marshawn Lynch on a 7-yd. TD pass, extending the Seahawks lead to 19-3. Following an INT by CB Richard Sherman, K Steven Hauschka made a 37-yd. FG. After a Seattle punt, QB Colin Kaepernick was intercepted by S Kam Chancellor, who returned it to the SF 2-yd. line. RB Marshawn Lynch found the end zone on the next play with a 2-yd TD run, making it 29-3 with 4:26 remaining in the game.

**NOTES:** S **Eric Reid** registered his 2nd INT of the season, picking off a pass by Seahawks QB Russell Wilson. According to the Elias Sports Bureau, Reid is the only 49ers rookie, since the merger in 1970, to register an INT in each of the team's first two games. The last rookie in the NFL to register an INT in the team's first two games was Phi. S Nate Allen in 2010...DL **Glenn Dorsey** notched his first sack as a member of the 49ers, and the 5th of his career, bringing down Seahawks QB Russell Wilson...LB **Aldon Smith** brought down Wilson two times, giving him 3.5 sacks on the season and 37.0 for his career. This marked Smith's 10th career game, and first of the season, with 2.0-or-more sacks. Since 2011, Smith's 37.0 sacks rank first in the NFL...LB **Ahmad Brooks** tallied his first sack of the season, 27.5 for his career, as he also brought down Wilson...S **Craig Dahl** registered his first-career blocked punt on Seahawks P Jon Ryan. It marked the first blocked punt by the 49ers since LB Larry Grant blocked P Robert Malone's punt at NYJ (9/30/12)...QB **Colin Kaepernick** set a regular season career-high with 87 yds. rushing on 9 atts...TE **Garrett Celek** and NT **Ian Williams** each made their first-career start.

	1st	2nd	3rd	4th	Pts
San Francisco	0	0	3	0	3
Seattle	0	5	7	17	29

**SEA** – Penalty on B. Miller enforced in end zone for a safety  
**SEA** – S. Hauschka, 30 FG (6-17, 2:15)  
**SEA** – M. Lynch, 14 run (S. Hauschka) (10-80, 5:48)  
**SF** – P. Dawson, 21 FG (9-71, 4:52)  
**SEA** – M. Lynch, 7 pass from R. Wilson (S. Hauschka) (10-80, 5:36)  
**SEA** – S. Hauschka, 37 FG (4-6, 1:36)  
**SEA** – M. Lynch, 2 run (S. Hauschka) (1-2, 0:04)

TEAM STATISTICS	SF	SEA
First Downs	12	19
Net Yards Gained	207	290
Rushes/Yards	20/100	47/172
Net Yards Passing	107	118
Att/Comp/INT	28/13/3	19/8/1
Sacked/Yards Lost	3/20	4/24
Punts/Average	4/49.0	5/34.0
Fumbles/Lost	2/2	1/0
Penalties/Yards	12/121	10/84
Time of Possession	23:17	36:43
3rd Down Efficiency	3/12 (25%)	5/16 (31%)

**RUSHING: 49ERS** – C. Kaepernick 9-87, F. Gore 9-16, A. Dixon 1-4, K. Hunter 1 (-7)... **SEAHAWKS** – M. Lynch, 28-98-2, R. Wilson 10-33, R. Turbin 6-31, S. Ware 3-10.

**RECEIVING: 49ERS** – K. Williams 4-39, V. Davis 3-20, B. Miller 2-22, V. McDonald 1-19, F. Gore 1-14, A. Boldin 1-7, M. Moore 1-6... **SEAHAWKS** – M. Lynch 3-37-1, Z. Miller 2-22, D. Baldwin 1-51, G. Tate 1-19, S. Rice 1-13.

**PASSING: 49ERS** – C. Kaepernick 28-13-127-3-0 TDs... **SEAHAWKS** – R. Wilson 19-8-142-1-1 TDs.

**INTs: 49ERS** – E. Reid 1-1... **SEAHAWKS** – K. Chancellor 1-30, R. Sherman 1-28, E. Thomas 1-11.

**SACKS: 49ERS** – A. Smith 2.0, A. Brooks 1.0, G. Dorsey 1.0... **SEAHAWKS** – K. Wright 1.0, M. Bennett 1.0, C. Avril 1.0.

**49ERS TURNOVER RATIO:** -4 (2 fumble, 3 INT/0 fumbles, 1 INT).

**Weather:** Cloudy  
**Temperature:** 64 degrees  
**Wind:** SSW 6 mph  
**Playing Surface:** Field Turf  
**Time:** 4:09  
**Attendance:** 68,338





**SUNDAY, SEPTEMBER 22**  
**INDIANAPOLIS 27, SAN FRANCISCO 7**  
**CANDLESTICK PARK**



The San Francisco 49ers dropped a hard-fought battle with the Indianapolis Colts at Candlestick Park, 27-7. Indianapolis took a 7-0 lead on their opening possession when QB Andrew Luck lead the Colts on a 7-play, 80-yd. drive that was capped off with a 1-yd. TD run by RB Trent Richardson. After a three-and-out by both teams, the 49ers responded with a lengthy 91-yd. scoring drive to even the score at 7-7. RB Frank Gore had 3 carries for 54 yds. and RB Kendall Hunter found the end zone with a 13-yd. run to finish off the longest scoring drive of the season for the 49ers. On the ensuing possession, the Niners defense stopped Trent Richardson for no gain, forced an incomplete pass by Luck and recorded a 7-yd. sack by DT Justin Smith to force a punt, but could not turn the next possession into points. With 7:00 remaining in the first half, Indianapolis recaptured the lead when K Adam Vinatieri converted a 43-yd. FG att. Eight minutes into the second half, the Colts extended their lead to 13-7 when Vinatieri split the uprights again on a 41-yd. FG att. The score remained 13-7 until the 4th qtr. Colts QB Andrew Luck capped off an 11-play, 80-yd. drive with a 6-yd. TD run. On the next drive, QB Colin Kaepernick was sacked at the 49ers 8-yd. line and fumbled which was recovered by Indianapolis. RB Ahmad Bradshaw found the end zone with a 1-yd. TD three plays later to make the score 27-7. Colin Kaepernick completed 5 of 8 passes for 64 yds. on the 49ers final drive before his final pass was tipped at the line of scrimmage and intercepted. The Colts wound down the final seconds off the clock with a kneel down.

**NOTES:** With 21 rec. yds. on the day, RB **Frank Gore** now has 2,687 career rec. yds., moving into 2nd place in franchise history for the most receiving yds. by a running back. RB Roger Craig holds the franchise record with 4,442 career. rec. yds...RB **Kendall Hunter** capped off a 9 play, 91-yd. drive with a 13-yd. TD run. This marked Hunter's 5th career TD and 1st of the season...DT **Justin Smith** notched his 1st sack of the season, bringing down Colts QB Andrew Luck. Smith now has 76.5 career sacks...TE **Vance McDonald** made his first career start and DL **Glenn Dorsey** made his first start as a member of the 49ers.

	1st	2nd	3rd	4th	Pts
<b>Indianapolis</b>	7	3	3	14	27
<b>San Francisco</b>	7	0	0	0	7

- IND** – T. Richardson, 1 run (A. Vinatieri) (7-80, 3:40)
- SF** – K. Hunter, 13 run (P. Dawson) (9-91, 4:34)
- IND** – A. Vinatieri, 43 FG (8-30, 4:48)
- IND** – A. Vinatieri, 41 FG (10-52, 5:08)
- IND** – A. Luck, 6 run (A. Vinatieri) (11-80, 7:01)
- IND** – A. Bradshaw, 1 run (A. Vinatieri) (3-8, 0:56)

<b>TEAM STATISTICS</b>	<b>IND</b>	<b>SF</b>
First Downs	23	14
Net Yards Gained	336	254
Rushes/Yards	39/179	23/115
Net Yards Passing	157	139
Att/Comp/INT	27/18/0	27/13/1
Sacked/Yards Lost	1/7	3/11
Punts/Average	4/44.5	7/38.4
Fumbles/Lost	0/0	1/1
Penalties/Yards	1/10	6/48
Time of Possession	36:25	23:35
3rd Down Efficiency	5/12 (42%)	3/12 (25%)

**RUSHING: 49ERS** – F. Gore 11-82, C. Kaepernick 7-20, H. Hunter 4-14-1, A. Dixon 1-(-1)... **COLTS** – A. Bradshaw 19-95-1, T. Richardson 13-35-1, D. Brown 3-25, A. Luck 4-24-1.

**RECEIVING: 49ERS** – A. Boldin 5-67, F. Gore 2-21, K. Williams 2-12, G. Celek 1-30, B. Miller 1-10, V. McDonald 1-6, K. Hunter 1-4... **COLTS** – R. Wayne, 5-63, D. Heyward-Bey 5-59, A. Bradshaw 3-16, T. Hilton 2-13, C. Fleener 2-13.

**PASSING: 49ERS** – C. Kaepernick 27-13-150-1-0 TDs... **COLTS** – A. Luck 27-18-164-0-0 TDs.

**INTs: 49ERS** – None... **COLTS** – C. Vaughn 1-1.

**SACKS: 49ERS** – J. Smith 1.0... **COLTS** – R. Mathis 1.5, J. Freeman 1.0, C. Redding 0.5.

**49ERS TURNOVER RATIO:** -2 (1 fumble, 1 INT/0 fumble, 0 INT).

**Weather:** Sunny  
**Temperature:** 66 degrees  
**Wind:** Northeast 5 mph  
**Playing Surface:** Grass  
**Time:** 2:48  
**Attendance:** 69,732







## THURSDAY, SEPTEMBER 26

### SAN FRANCISCO 35, ST. LOUIS 11

#### EDWARD JONES DOME



The 49ers rebounded on the road with a rout of the St. Louis Rams, 35–11, on Thursday Night Football. The Rams got on the board first when K Greg Zuerlein converted a 40–yd. FG att. with 7:13 remaining in the 1st qtr. Following several punts back and forth, the 49ers responded with a lengthy 80–yd. TD drive. A 27–yd. rush by RB Frank Gore and a 42–yd. pass from QB Colin Kaepernick to WR Anquan Boldin helped move the 49ers within striking distance of the end zone. On 3rd and 19, Kaepernick found Boldin, who tiptoed the sideline and lunged into the end zone, giving the 49ers a 7–3 lead with 6:22 remaining in the 2nd qtr. On the ensuing possession, Rams QB Sam Bradford threw a deep ball into the end zone that was tipped into the air by CB Tramaine Brock and intercepted by S Donte Whitner for a touchback. Kaepernick connected with four different receivers as the 49ers moved the ball into Rams territory. After a first–down run on 3rd and 1 by Frank Gore was reversed, the 49ers chose not to kick on 4th down. Instead, the ball was handed off to Gore, who received great blocking and outran the defense 34 yards to the corner of the end zone to give the 49ers a 14–3 lead. The Niners forced a very quick three–and–out and received the ball at the SF 39–yd. line. With 0:04 remaining in the first half, K Phil Dawson attempted a free–kick 71–yd. FG, which missed wide left. On the second play from scrimmage in the second half, RB Frank Gore was stripped by Rams LB Alec Ogletree and the ball was recovered by S Rodney McLeod at the SF 44–yd. line. Despite the great field position, the Rams offense was stifled and was forced to punt. The Niners then went on an 11–play, 88 yd. TD drive, capped off with a 12–yd. pass from QB Colin Kaepernick to TE Vernon Davis to extend the lead to 21–3. With 11:18 remaining in the game, 49ers LB NaVorro Bowman sacked QB Sam Bradford forcing a fumble. After a scramble to recover the loose ball, 49ers DT Tony Jerod–Eddie pounced on it at the StL 3–yd. line. Two plays later, RB Anthony Dixon found the end zone from 1–yd. out. The Rams scored their first TD of the game four plays after a 49ers turnover when Bradford connected with TE Lance Kendricks for a 6–yd. score. After a successful two–point conversion, the 49ers lead was trimmed to 28–11. The 49ers were handed great field position after the onside kick attempt went out of bounds. The 49ers extended the lead to 35–11 when RB Kendall Hunter found the end zone with a 29–yd. TD run, marking the first time the 49ers have had three different running backs score a rushing TD in the same game since 12/2/01 vs. Buf. (Garrison Hearst, Fred Beasley, Paul Smith). The teams traded punts before Rams QB Sam Bradford knelt to end the game.

**NOTES:** The 49ers improved their record in Prime Time to 64–33... **Harbaugh** improved his road record to 12–6, which is tied for 3rd best in the NFL since the start of the 2011 season... The 49ers improved their record on Thursday Night Football to 7–2... The 49ers defense held the Rams to 18 yds. rushing on 19 carries (0.9 avg.). This marks the 7th–best single–game defensive rushing performance in franchise history... RB **Frank Gore** rushed for 153 yds. and 1 TD on 20 carries. The 153 yds. by Gore are t–5th most in a single game in his career... **Gore** now has 14 rushing TDs against the Rams, the most by any player against the Rams in NFL history... **Gore** rushed for 107 yds. and 1 TD on 10 carries in the first half. This marks the 7th time he surpassed the 100–yd. mark in the first half in his career and the first time since 10/30/11 vs. Cle. (103 yds. and 1 TD on 19 carries)... The 49ers improve to 26–7 when Gore has 100–or–more yds... The 49ers had 3 rushing TDs vs. the Rams. It marked the first time the 49ers have had three different RBs score a rushing TD in the same game since 12/2/01 vs. Buf. (Garrison Hearst, Fred Beasley and Paul Smith). QB **Colin Kaepernick** completed 15–of–23 for 167 yds., 2 TDs, and a QB rating of 115.7. The 49ers improved to 6–0 when Kaepernick starts and has a QB rating of 100.0–or–better... WR **Anquan Boldin** finished the day with 5 receptions, for 90 yds. and 1 TD. He hauled in his 2nd TD of the season, and 60th of his career, on a 20–yd. TD pass from QB Colin Kaepernick... TE **Vernon Davis** hauled in his 3rd TD of the season on a 12–yd. TD pass from QB Colin Kaepernick. Davis now has 43 career TDs... S **Donte Whitner** picked off Rams QB Sam Bradford, marking his 1st INT of the season and 9th of his career... LB **NaVorro Bowman** sacked and stripped Bradford and the loose ball was recovered by DT **Tony Jerod–Eddie**. It marked the 2nd FF of the season and 3rd career FF for Bowman and the first–career FR for Jerod–Eddie... The 49ers defense registered 5.0 sacks on Rams QB Sam Bradford. This marks the first time the 49ers defense notched 5.0 sacks–or–more in a game since 11/25/12 at NO (5.0 sacks of QB Drew Brees).

	1st	2nd	3rd	4th	Pts
San Francisco	0	14	7	14	35
St. Louis	3	0	0	8	11

**STL** – G. Zuerlein, 40 FG (5–35, 1:57)  
**SF** – A. Boldin, 20 pass from C. Kaepernick (P. Dawson) (7–80, 2:55)  
**SF** – F. Gore, 34 run (P. Dawson) (8–80, 3:19)  
**SF** – V. Davis, 12 pass from C. Kaepernick (P. Dawson) (11–88, 5:03)  
**SF** – A. Dixon, 1 run (P. Dawson) (2–3, 0:48)  
**STL** – L. Hendricks, 6 pass from S. Bradford (B. Cunningham run) (4–24, 0:57)  
**SF** – K. Hunter, 29 run (P. Dawson) (4–42, 1:19)

TEAM STATISTICS	SF	STL
First Downs	19	14
Net Yards Gained	370	188
Rushes/Yards	40/219	19/18
Net Yards Passing	151	170
Att/Comp/INT	23/15/0	41/19/1
Sacked/Yards Lost	2/16	5/32
Punts/Average	7/52.0	11/42.7
Fumbles/Lost	2/2	2/1
Penalties/Yards	10/85	8/82
Time of Possession	31:45	28:15
3rd Down Efficiency	6/15 (40%)	3/17 (18%)

**RUSHING: 49ERS** – F. Gore 20–153–1, K. Hunter 11–49–1, C. Kaepernick 3–11, A. Dixon 3–6–1, L. James 3–0... **RAMS** – D. Richardson 12–16, B. Cunningham 4–6, S. Bradford 3–(–4).

**RECEIVING: 49ERS** – A. Boldin 5–90–1, B. Miller 3–22, J. Baldwin 2–19, V. Davis 2–18–1, V. McDonald 1–9, K. Hunter 1–9, Q. Patton 1–0... **RAMS** – A. Pettis 5–59, C. Givens 4–49, J. Cook 4–45, T. Austin 2–6, B. Cunningham 1–17, B. Quick 1–12, D. Richardson 1–8, L. Kendricks 1–6–1.

**PASSING: 49ERS** – C. Kaepernick 23–15–167–0–2 TDs... **RAMS** – S. Bradford 41–19–202–1–1 TDs.

**INTs: 49ERS** – D. Whitner 1–0... **RAMS** – None.

**SACKS: 49ERS** – N. Bowman 2.0, A. Brooks 1.5, G. Dorsey 1.0, J. Smith 0.5... **RAMS** – R. Quinn 1.0, C. Long 0.5, M. Brockers 0.5.

**49ERS TURNOVER RATIO:** 0 (2 fumbles, 0 INT/1 fumble, 1 INT).

**Weather:** Dome  
**Temperature:** 75 degrees  
**Wind:** None  
**Playing Surface:** Field Turf  
**Time:** 3:32  
**Attendance:** 56,640





**SUNDAY, OCTOBER 6**  
**HOUSTON 3, SAN FRANCISCO 34**  
**CANDLESTICK PARK**



The 49ers earned their second consecutive victory by scoring early and often in a rout of the Houston Texans, 34–3. On just the third play of the game, 49ers CB Tramaine Brock intercepted a pass by Texans QB Matt Schaub and returned it 18 yds. for a TD. It marked his third-career INT and first-career TD. The Texans put together a lengthy drive on the ensuing possession, but came up empty handed when K Randy Bullock missed a 45-yd. FG att. wide left. The 49ers used the good field position to turn their first offensive possession into points. QB Colin Kaepernick completed 4 of 6 pass atts. for 45 yds. and RB Frank Gore finished off the drive with a 1-yd. TD run, making the score 14–0. The 12-play, 65-yd. scoring drive lasted 5:51, marking their second-longest drive of the season. Following punts by both teams, CB Tramaine Brock came up with another stellar defensive play. With 7:08 remaining in the first half, Brock broke quickly on a pass intended for WR Andre Johnson, tipped the pass into the air, and hauled in his second INT of the game. He returned it 13 yds. to the Hou. 32-yd. line and put the 49ers in prime position to extend their lead once again. Colin Kaepernick scrambled for 14 yds. and Frank Gore rushed twice for 16 yds., putting the 49ers just 2-yds. from the goal line. RB Anthony Dixon took the handoff and got into the end zone, extending the lead to 21–0. It marked the first time Dixon had recorded TDs in consecutive games in his career. The score remained 21–0 until the 3rd qtr. Texans QB Matt Schaub and RB Arian Foster played key roles in a 7-play, 43-yd. drive, that was capped off with a 41-yd. FG by K Randy Bullock. After punts by both teams, the 49ers began from the SF 41-yd. line. The Niners gained 39 yds. on 8 plays, including a 26-yd. run by Frank Gore, to get into FG range for K Phil Dawson. Dawson nailed a 38-yd. FG, his third of the season, extending the 49ers lead to 24–3. With :33 seconds left in the 3rd qtr., 49ers DT Tony Jerod-Eddie intercepted a QB Matt Schaub pass and returned it 6 yds. to the SF 31-yd. line. It marked the first INT by a 49ers defensive lineman since DT Ray McDonald returned an INT 31 yds. for a TD at Car. (10/24/10). Three plays later, QB Colin Kaepernick found TE Vernon Davis open down the left sideline and hit him in stride. Davis outran S Ed Reed into the end zone for a 64-yd. TD, marking the third-longest TD recept. of his career [73t at StL (1/3/10); 66t at GB (12/5/10)]. The 49ers registered their fourth takeaway of the game on the Texans next possession. With 13:34 remaining in the 4th qtr., 49ers S Donte Whitner stripped the ball away from RB Ben Tate and recovered the fumble. As he got up to run, the ball slipped out of his hands and was recovered by CB Tarell Brown, who gained 16 yds. and was shoved out of bounds at the Hou. 16-yd. line. After three short runs, K Phil Dawson converted a 24-yd. FG, his second of the game, extending the lead to 34–3. The 49ers forced an unsuccessful 4th down att. by the Texans on their next possession and kneeled down to run down the clock.

**NOTES:** The **49ers** improved their overall record in prime time to 65–33 and to 39–15 at home... The **49ers** improved their record to 15–3–1 at home since head coach **Jim Harbaugh** took over in 2011. San Francisco has the 3rd highest winning percentage (.816) in the NFL during that time span [GB – 17–1 (.944); Bal. – 16–2 (.889)]... **Harbaugh** improved his record against the AFC to 8–2, giving him the best record by a current NFC head coach against the AFC... The **49ers** won the game by 31 points, marking the largest margin of victory for the team since 10/7/12 [42 points vs. Buf., 45–3]... The **49ers defense** forced 4 turnovers against Hou., marking the first time the defense forced 4-or-more turnovers in a game since 12/16/12 at NE (2 INTs, 2 FRs)... The **49ers** recorded 3 INTs on the night, marking the first game with 3-or-more INTs since 12/19/11 vs. Pit. (3 INTs)... CB **Tramaine Brock** registered his first career multi-INT game and the first by the 49ers since 1/1/12 (CB Tarell Brown – 2 INTs at StL)... **Brock** picked off Texans QB Matt Schaub and returned it 18 yds. for a TD, marking his first career TD and third career INT. It is the first INT returned for a TD by the 49ers since 11/25/12... DT **Tony Jerod-Eddie** registered his first career INT, picking off Schaub. This marks the first INT by a 49ers defense lineman since DT Ray McDonald returned an INT 31 yds. for a TD at Car. (10/24/10)... TE **Vernon Davis** hauled in a 64-yd. TD pass from QB **Colin Kaepernick**. This marked the third-longest TD reception in his career [73t at StL (1/3/10); 66t at GB (12/5/10)].

	1st	2nd	3rd	4th	Pts
<b>Houston</b>	0	0	3	0	3
<b>San Francisco</b>	14	7	3	10	34

- SF – T. Brock, 18 INT return (P. Dawson)
- SF – F. Gore, 1 run (P. Dawson) (12–65, 5:51)
- SF – A. Dixon, 2 run (P. Dawson) (4–32, 1:58)
- HOU – R. Bullock, 41 FG (7–43, 2:36)
- SF – P. Dawson, 38 FG (8–39, 3:20)
- SF – V. Davis, 64 pass from C. Kaepernick (P. Dawson) (3–69, 1:09)
- SF – P. Dawson, 24 FG (4–2, 2:31)

TEAM STATISTICS	HOU	SF
First Downs	17	17
Net Yards Gained	313	284
Rushes/Yards	30/131	36/177
Net Yards Passing	182	107
Att/Comp/INT	40/22/3	15/6/0
Sacked/Yards Lost	1/6	1/6
Punts/Average	3/41.0	4/43.8
Fumbles/Lost	2/1	1/0
Penalties/Yards	7/52	3/17
Time of Possession	33:52	26:08
3rd Down Efficiency	6/16 (38%)	4/11 (36%)

**RUSHING: 49ERS** – F. Gore 17–81–1, L. James 4–31, K. Hunter 5–29, C. Kaepernick 1–14, K. Williams 1–13, A. Dixon 5–12–1, C. McCoy 3–(–3)...  
**TEXANS** – A. Foster 21–98, B. Tate 7–28, C. Wood 1–5, T. Yates 1–0.

**RECEIVING: 49ERS** – V. Davis 3–88–1, A. Boldin 2–21, B. Miller 1–4...  
**TEXANS** – O. Daniels 6–60, A. Foster 4–20, A. Johnson 3–39, G. Graham 3–15, D. Hopkins 2–23, B. Tate 2–12, K. Martin 1–14, D. Posey 1–5.

**PASSING: 49ERS** – C. Kaepernick 15–6–113–0–1 TDs... **TEXANS** – M. Schaub 35–19–173–3–0 TDs, T. Yates 5–3–15–0–0 TDs.

**INTs: 49ERS** – T. Brock 2–31–1, T. Jerod-Eddie 1–6... **TEXANS** – None.

**SACKS: 49ERS** – R. McDonald 1.0... **TEXANS** – W. Mercilus 1.0.

**49ERS TURNOVER RATIO:** +4 (0 fumble, 0 INT/1 fumble, 3 INT).

**Weather:** Sunny  
**Temperature:** 76 degrees  
**Wind:** North 9 mph  
**Playing Surface:** Grass  
**Time:** 2:50  
**Attendance:** 69,732





**SUNDAY, OCTOBER 13**  
**ARIZONA 20, SAN FRANCISCO 32**  
**CANDLESTICK PARK**



The 49ers defeated division-rival Arizona 32–20 to earn their third consecutive victory. On just the Cardinals third pass attempt of the game, 49ers rookie S Eric Reid jumped a short route over the middle to record his 3rd INT of the season. Reid returned the pick 53 yds. to the ARZ 7–yd. line and K Phil Dawson converted a 35–yd. FG att. four plays later to give the 49ers a 3–0 lead. Later in the 1st qtr., the 49ers defense stepped up with another takeaway as CB Carlos Rogers intercepted a deep pass over the middle and returned it 11 yds. to the ARZ 11. The Niners extended their lead to 6–0 when K Phil Dawson made a 26–yd. FG with 4:35 remaining in the 1st qtr. The Cardinals took the lead just 1:25 later when QB Carson Palmer connected with WR Larry Fitzgerald on a 75–yd. catch–and–run TD. The 49ers then engineered a lengthy drive, but QB Colin Kaepernick has his pass intercepted by Cardinals S Jeremiah Bell in the end zone and fell forward to the 1 yd.–line. Three plays later, the Niners regained the lead when rookie LB Corey Lemonier came on a speed rush and sacked Palmer in the end zone for a safety. Just two plays after receiving the ball following the safety, the 49ers extended their lead to 15–7 as Kaepernick found TE Vernon Davis sprinting downfield for a 61–yd. TD. On the ensuing possession, the Cardinals answered with a TD drive of their own. Arizona used two long pass plays to get into the red zone and RB Andre Ellington capped it off with a 15–yd. TD run to make the score 15–14 with 7:09 remaining in the first half. Late in the 2nd qtr., the 49ers put together the final scoring drive of the first half. QB Colin Kaepernick completed 3 of 3 pass atts. for 58 yds., including a 35–yd. TD pass to TE Vernon Davis, extending their lead to 22–14 at the half. Davis finished the first half with 7 receipts. for 171 yds. and 2 TDs. After receiving the ball to start the second half, the 49ers punted to the Cardinals who produced a nine–play, 61–yd. scoring drive. Carson Palmer connected with WR Michael Floyd for a 10–yd. TD pass, but a failed two–point conversion left the score 22–20. Despite a 32–yd. run by Frank Gore on the first play of the next series, the 49ers were forced to punt. The Cardinals used their next possession to drive again, but 49ers LB Patrick Willis stripped Fitzgerald at the SF 23–yd. line. The loose ball was scooped up by Niners S Eric Reid at the SF 11. After getting the ball back, the 49ers used an efficient pass game and a powerful run game to march downfield. On the eighth consecutive run of the drive, RB Kendall Hunter scored from 6 yds. out to extend the lead to 29–20. The 18–play, 89–yd. drive lasted an NFL season–long 9:32. The Niners defense forced the Cardinals’ 4th turnover of the game just two plays into their next drive when Lemonier stripped Cardinals RB Alfonso Smith, which was recovered by 49ers LB NaVorro Bowman. K Phil Dawson made a 44–yd. FG, his 3rd FG of the game, to give the 49ers a 32–20 lead with 4:20 remaining in the game. The defense held the Cardinals from putting any points on the board to secure the 32–20 victory and move to 4–2 on the season.

**NOTES:** The **49ers** improved their all–time record against the Cardinals to 27–17 and 16–8 at home (16–5 at Candlestick Park)...The **49ers defense** forced 4 turnovers in the game and converted each of those into points (1 TD, 3 FGs)...QB **Colin Kaepernick** engineered a crucial 18–play, 89–yd. TD drive that took 9:32 off the clock, to extend the 49ers lead to 29–20. The 18–play drive is the longest in the NFL this season ...TE **Vernon Davis** finished the day with 8 receipts. for a career–high 180 yds. and 2 TDs...**Davis** became the first tight end in franchise history to record a TD receipt. of 60–yds.–or–more in consecutive weeks [64–yd. TD receipt. vs. Hou (10/6)]. The last NFL tight end recorded 60–yd. TD receipts. in consecutive games was Cin. TE Bob Trumpy [78–yd. TD vs. SD (9/21/69); 80–yd. TD vs. KC (9/28/69); 62–yd. TD at SD (10/4/69)]...WR **Anquan Boldin** notched his 800th career receipt. on a 7–yd. pass by QB **Colin Kaepernick**, becoming the 4th fastest in NFL history to accomplish that milestone, doing so in 146 games (WR Marvin Harrison – 131 games; WR Andre Johnson – 137 games; WR Torry Holt – 142 games)...RB **Frank Gore** paced the ground game with 101 yds. on 25 carries...LB **Corey Lemonier** recorded his first career sack and first career safety, bringing down Cardinals QB Carson Palmer in the end zone...**Lemonier** registered his first career FF, jarring the ball loose from Arz. RB Alfonso Smith...S **Eric Reid** notched his 3rd INT of the season, picking off Palmer and returning it deep into Cardinals territory....CB **Carlos Rogers** registered his first INT of the season, 16th of his career.

	1st	2nd	3rd	4th	Pts
<b>Arizona</b>	7	7	6	0	20
<b>San Francisco</b>	6	16	0	10	32

- SF – P. Dawson, 35 FG (4–10, 1:00)
- SF – P. Dawson, 26 FG (4–3, 1:35)
- ARZ – L. Fitzgerald, 75 pass from C. Palmer (J. Feely) (3–80, 1:25)
- SF – C. Palmer sacked in end zone by C. Lemonier for a safety
- SF – V. Davis, 61 pass from C. Kaepernick (P. Dawson) (2–71, 0:51)
- ARZ – A. Ellington, 15 run (J. Feely) (3–80, 1:28)
- SF – V. Davis, 35 pass from C. Kaepernick (P. Dawson) (3–58, 0:59)
- ARZ – M. Floyd, 10 pass from C. Palmer (pass failed) (3–80, 1:28)
- SF – K. Hunter, 6 run (P. Dawson) (18–89, 9:32)
- SF – P. Dawson, 44 FG (4–5, 1:41)

TEAM STATISTICS	ARZ	SF
First Downs	16	20
Net Yards Gained	403	387
Rushes/Yards	21/109	38/149
Net Yards Passing	294	238
Att/Comp/INT	41/25/2	29/16/1
Sacked/Yards Lost	1/4	2/14
Punts/Average	5/42.2	6/41.7
Fumbles/Lost	3/2	2/1
Penalties/Yards	6/38	4/35
Time of Possession	25:41	34:19
3rd Down Efficiency	5/13 (38%)	4/14 (29%)

**RUSHING: 49ERS** – F. Gore 25–101, C. Kaepernick 4–18, K. Hunter 3–11–1, M. Moore 1–9, B. Miller 2–6, A. Dixon 3–4... **CARDINALS** – A. Ellington 7–56–1, R. Mendenhall 10–40, S. Taylor 2–7, L. Fitzgerald 1–4, A. Smith 1–2.

**RECEIVING: 49ERS** – V. Davis 8–180–2, A. Boldin 3–28, K. Williams 1–14, B. Miller 1–11, J. Baldwin 1–9, V. McDonald 1–7, A. Dixon 1–3... **CARDINALS** – L. Fitzgerald 6–117–1, M. Floyd 5–44–1, A. Ellington 5–36, R. Housler 4–32, B. Golden 1–53, A. Roberts 1–5, J. Brown 1–5, J. Dray 1–4, R. Mendenhall 1–2.

**PASSING: 49ERS** – C. Kaepernick 29–16–252–1–2 TDs... **CARDINALS** – C. Palmer 41–25–298–2–2 TDs.

**INTs: 49ERS** – E. Reid 1–53, C. Rogers 1–11... **CARDINALS** – Y. Bell 1–0.

**SACKS: 49ERS** – C. Lemonier 1.0... **CARDINALS** – K. Dansby 0.5, C. Campbell 0.5.

**49ERS TURNOVER RATIO:** +2 (1 fumble, 1 INT/2 fumble, 2 INT).

**Weather:** Sunny  
**Temperature:** 65 degrees  
**Wind:** NW 5 mph  
**Playing Surface:** Grass  
**Time:** 3:31  
**Attendance:** 69,732





## SUNDAY, OCTOBER 20

# SAN FRANCISCO 31, TENNESSEE 17

### LP FIELD



The 49ers earned their fourth consecutive victory with a 31–17 win on the road over the Tennessee Titans. Following a defensive stop on the first series of the game, the 49ers got on the board when K Phil Dawson converted a 44–yd. FG to cap off a 12–play, 65–yd. drive. The two teams traded punts before the Niners extended their lead to 10–0 with 6:50 remaining in the 2nd qtr. QB Colin Kaepernick engineered an 8–play, 80–yd. drive and finished it off by finding the end zone with a 20–yd. rush. Just three plays later, 49ers CB Tramaine Brock intercepted a Jake Locker pass and returned it 10 yds. to the TEN 45–yd. line. The takeaway marked Brock's 3rd INT of the season. Following a 20–yd. run by Kaepernick and a 20–yd. pass to rookie TE Vance McDonald, RB Frank Gore got in the end zone from 1 yd. out to extend the lead to 17–0. With the score, the 49ers had converted each of their last 12 takeaways into points (8 TDs, 4 FGs). On the opening series of the second half, Kaepernick completed all 4 pass atts. for 62 yds. and helped set up Gore for another 1–yd. TD run to cap off a 12–play, 79–yd. drive that lasted 7:40. Gore's 2nd TD of the game, and 67th of his career, moved him past former RB Roger Craig for the 3rd most TDs in franchise history. The score remained 24–0 until the 4th qtr. as the Titans strung together their first lengthy drive of the game and got as close as the SF 4–yd. line before a 9–yd. sack by LB Ahmad Brooks forced them to settle for a 31–yd. FG by K Rob Bironas. With 7:20 remaining in the game, the Titans found the end zone for the first time when QB Jake Locker connected with RB Chris Johnson on a 66–yd. catch–and–run TD. The 49ers were forced to punt on the ensuing series, but Titans RB Darius Reynaud muffed the catch. The loose ball rolled into the end zone where special teams ace Kassim Osgood recovered it for the TD, extending the lead to 31–10. On the next series, the Titans went 58 yds. in 10 plays and Jake Locker found TE Delanie Walker for a 26–yd. TD pass with 3:24 remaining. The 49ers recovered the ensuing onside kick att. and proceeded to run out the clock. QB Colin Kaepernick completed 13 of 21 passes for 199 yds. and had a passer rating of 93.2. The 49ers have now won all 9 games in which Kaepernick has a passer rating of 90.0 or higher (min. 10 atts.). DT Justin Smith finished with a game–high 2.0 sacks and rookie DT Quinton Dial made his NFL debut.

**NOTES:** The **49ers** improved to 13–6 on the road since head coach **Jim Harbaugh** took over in 2011, ranking 3rd in the NFL in road win percentage during that span (.666) [Bill Belichick, NE – .700; John Fox, Den. – .722]... The **49ers** improved their all–time record against the Titans to 8–5 and 5–2 on the road (1–1 at LP Field)... The **49ers** recorded their fourth consecutive double–digit victory for the first time since 1997... **Harbaugh** improved his overall record to 29–9–1 as a head coach since he took over for the 49ers in 2011, which is the 3rd best win percentage (.756) in the NFL during that time span [Mike McCarthy, GB (30–8, .789); Bill Belichick, NE (30–9, .769)]... **Harbaugh** improved to 9–2 in his coaching career against the AFC, giving him the best record by a current NFC head coach against the AFC. He improved his record against the AFC South to 2–1... **Harbaugh** improved to 10–1 in the month of October since taking over in 2011... The **49ers** have scored 30–or–more points in each of the last 4 games, marking the first time since 1998 (Weeks 12–15) that they have accomplished that feat... The **49ers** have converted each of their last 12 takeaways into points (8 TDs, 4 FGs)... WR **Kassim Osgood** recovered a muffed punt in the end zone. It marked the first muffed punt recovered for a TD by the 49ers since 10/4/09 vs. StL (LB Scott McKillop). It marked Osgood's 3rd career special team's FR and first career FR for a TD. Osgood now has 6 career TDs (5 rec. and 1 FR). It's Osgood's first TD since 9/12/10 vs. Den. (24–yd. TD receipt)... QB **Colin Kaepernick** completed 13 of 21 passes for 199 yds. and a passer rating of 93.2. The **49ers** improved to 9–0 when Kaepernick has a passer rating of 90.0 or higher (min. 10 atts.)... QB **Colin Kaepernick** rushed for 68 yds. and 1 TD on 11 carries. The 20–yd. TD run was his 1st of the season and 6th of his career... RB **Frank Gore** registered 2 rushing TDs, each from 1–yd. out, marking his 9th career game with 2 rushing TDs and the first since 1/3/10 at StL (23 atts. for 107 yds., 2 TDs). This marks the first 49er to have 2 rushing TDs in a game since 1/2/11 vs. Arz. (RB Brian Westbrook – 13 atts. for 79 yds. and 2 TDs)... **Gore** now ranks 3rd in franchise history with 67 career TDs (56 rushing, 10 rec., 1 return)... **Gore** now has 404 career points, moving into 9th place in franchise history... DT **Justin Smith** registered 2.0 sacks on the day, marking his first multi–sack game of the season and the most in a game by **Smith** since 9/11/11 vs. Sea. (2.0)... LB **Ahmad Brooks** added a sack, giving him 3.5 sacks on the season and 30.0 for his career... CB **Tramaine Brock** tallied his 3rd INT of the season and 5th of his career... Rookie DT **Quinton Dial** made his NFL debut.

	1st	2nd	3rd	4th	Pts
<b>San Francisco</b>	3	14	7	7	31
<b>Tennessee</b>	0	0	0	17	17

**SF** – P. Dawson, 44 FG (12–65, 6:34)  
**SF** – C. Kaepernick, 20 run (P. Dawson) (8–80, 4:46)  
**SF** – F. Gore, 1 run (P. Dawson) (6–45, 3:02)  
**SF** – F. Gore, 1 run (P. Dawson) (12–79, 7:40)  
**TEN** – R. Bironas, 31 FG (11–67, 3:43)  
**TEN** – C. Johnson, 66 pass from J. Locker (R. Bironas) (2–86, 0:35)  
**SF** – K. Osgood, fumble recovery in end zone (P. Dawson)  
**TEN** – D. Walker, 26 pass from J. Locker (R. Bironas) (10–58, 2:59)

TEAM STATISTICS	SF	TEN
First Downs	19	15
Net Yards Gained	349	368
Rushes/Yards	41/153	13/70
Net Yards Passing	196	298
Att/Comp/INT	21/13/0	41/25/1
Sacked/Yards Lost	2/3	3/28
Punts/Average	6/43.5	6/43.8
Fumbles/Lost	0/0	1/1
Penalties/Yards	5/42	10/100
Time of Possession	35:46	24:14
3rd Down Efficiency	8/16 (50%)	5/14 (36%)

**RUSHING: 49ERS** – F. Gore 24–70–2, C. Kaepernick 11–68–1, A. Dixon 1–8, K. Hunter 4–6, B. Miller 1–1... **TITANS** – C. Johnson 9–39, J. Locker 3–29, S. Greene 1–2.

**RECEIVING: 49ERS** – A. Boldin 5–74, V. Davis 4–62, F. Gore 2–34, V. McDonald 1–20, B. Miller 1–9... **TITANS** – K. Wright 9–98, C. Johnson 4–71–1, N. Washington 3–62, D. Walker 3–52–1, D. Williams 3–25, K. Britt 1–8, J. Battle 1–6, D. Reynaud 1–4.

**PASSING: 49ERS** – C. Kaepernick 31–13–199–0–0 TDs... **TITANS** – J. Locker 41–25–326–1–2 TDs.

**INTs: 49ERS** – T. Brock 1–10... **TITANS** – None.

**SACKS: 49ERS** – J. Smith 2.0, A. Brooks 1.0... **TITANS** – A. Johnson 1.0, J. Casey 1.0.

**49ERS TURNOVER RATIO:** +2 (0 fumbles, 0 INT/1 fumble, 1 INT).

**Weather:** Sunny  
**Temperature:** 68 degrees  
**Wind:** North 3 mph  
**Playing Surface:** Grass  
**Time:** 3:17  
**Attendance:** 69,143





## SUNDAY, OCTOBER 27

### SAN FRANCISCO 42, JACKSONVILLE 10

#### WEMBLEY STADIUM



The 49ers earned their fifth consecutive victory by defeating the Jacksonville Jaguars 42–10 at Wembley Stadium in London. It marked the 49ers second trip to London to play in the NFL's International Series, and improved to 2–0 at Wembley Stadium. The 49ers, now 6–2 entering the Bye week, started the game by driving 76 yds. on 8 plays en route to a 19–yd. TD run by RB Frank Gore. Following a punt by the Jaguars, the 49ers regained the ball and put together another lengthy scoring drive. Kaepernick capped off the 8–play, 80–yd. drive with a 13–yd. TD run after picking up key blocks from Gore and T Joe Staley to extend the lead to 14–0. The Niners defense forced a three–and–out by the Jaguars and their offense began right where it left off. With 11:52 remaining in the 2nd qtr., QB Colin Kaepernick connected with TE Vernon Davis in the corner of the end zone, capping off a 10–play, 62–yd. drive and extending the lead to 21–0. The 49ers forced another three–and–out and took over at the SF 37–yd. line. Kaepernick completed long passes of 31 yds. and 19 yds. to TE Vernon Davis before using his legs to score his 2nd rushing TD of the game from 9 yds. out. The 6–play, 63–yd. drive took 2:38 off the clock. Both teams punted before the Jaguars were finally able to put points on the board just prior to halftime. Jacksonville drove 61 yds. on 12 plays and K Josh Scobee converted a 38–yd. FG att., making the score 28–3 at halftime. The Jaguars put together another lengthy drive on the opening possession of the 2nd half. However, after getting inside the red zone, the 49ers forced an incomplete pass on 4th and goal and held the Jaguars out of the end zone. On the ensuing possession, Gore was stripped by Jaguars DE Jason Babin and the loose ball was recovered by LB Russell Allen. Three plays later, Jaguars QB Chad Henne connected with WR Mike Brown on a 29–yd. TD pass, trimming the lead to 28–10. All of the 49ers running backs played a key role on the next possession. RB Anthony Dixon took the kickoff 47 yds. to the SF 46, RB Kendall Hunter rushed for 41 yds. on the first play of the drive and RB Frank Gore found the end zone with a 2–yd. TD run. The 4–play, 54–yd. drive extended their lead to 35–10. Four plays into the Jaguars next series, 49ers LB Patrick Willis forced a fumble by TE Mercedes Lewis and the loose ball was recovered by LB Dan Skuta who broke a tackle and returned the fumble 47 yds. for a TD. It marked Skuta's first career TD and first career FR. The 49ers defense then forced another unsuccessful 4th and goal att. by the Jaguars and were able to run out the remaining 5:03 of the game. With Gore and Kaepernick each rushing for 2 TDs, it marked the first time in franchise history that a quarterback and running back each had 2 rushing TDs since 10/1/61 (QB Billy Kilmer – 2 TDs and HB–FB J.D. Smith). The 49ers have now scored 30–or–more points in each of the last 5 games, tying the franchise record set in 1994 and 1997.

**NOTES:** The 49ers improved to 14–6 on the road since head coach **Jim Harbaugh** took over in 2011, tying New England Patriots head coach, Bill Belichick, for 1st in the NFL in road win percentage during that span (.700)... The 49ers improved to 2–0 all–time at Wembley Stadium, becoming only the second NFL team ever to win multiple games in London (New England – 2)... The 49ers recorded their fifth consecutive double–digit victory for the first time since 1995... **Harbaugh** improved his overall record to 30–9–1 as a head coach, since he made his NFL head–coaching debut in 2011, becoming the fourth–fastest head coach to reach 30 wins since the merger in 1970... QB **Colin Kaepernick** and RB **Frank Gore** each registered 2 rushing TDs, marking the first time the 49ers had a quarterback and running back each run for 2 TDs in the same game since 10/1/61 (QB Billy Kilmer – 2 TDs and HB–FB J.D. Smith – 2 TDs). The last time it happened in the NFL was on 11/9/03 (SD QB Doug Flutie – 2 TDs and RB LaDainian Tomlinson – 2 TDs)... LB **Patrick Willis** tallied his 2nd FF of the season, 16th of his career, as he stripped the ball from TE Mercedes Lewis. The fumble was picked up by LB **Dan Skuta** and returned 33–yds. for a TD. It marked Skuta's first career TD and first career FR... The 49ers have scored 30–or–more points in each of the last 5 games, tying the franchise record. The team also accomplished this feat in 1994 and 1997... The 49ers converted 6 of 9 third down conversions (66.7 pct.), the highest third down percentage by the team since 12/14/03 (6 for 9 – 66.7 pct. at Cin)... The 49ers rushed for 221 yds. and 4 TDs on 38 carries at Jax., the most rushing yds. in a game by the team this season and the 4th most in the NFL... The 49ers 4 rushing TDs are the most by any team in a game in the NFL season... It marked the first time in his career that **Gore** registered 2 rushing TDs in consecutive games... The 49ers are 10–0 when **Kaepernick** has a passer rating of 90.0 or higher (min. 10 atts.)... **Kaepernick** also had 7 carries for 54 yds. (7.7 avg.) and 2 TDs, marking his first career game with 2 rushing TDs... RB **Kendall Hunter** rushed for a career–high 84 yds. on 9 carries (9.3 avg.).

	1st	2nd	3rd	4th	Pts
San Francisco	14	14	7	7	42
Jacksonville	0	3	7	17	10

**SF** – F. Gore, 19 run (P. Dawson) (8–76, 3:18)  
**SF** – C. Kaepernick, 12 run (P. Dawson) (8–80, 4:14)  
**SF** – V. Davis, 2 pass from C. Kaepernick (P. Dawson) (10–72, 4:41)  
**SF** – C. Kaepernick, 9 run (P. Dawson) (6–63, 2:38)  
**JAX** – J. Scobee, 38 FG (12–60, 2:40)  
**JAX** – M. Brown, 29 pass from C. Henne (J. Scobee) (3–28, 0:52)  
**SF** – F. Gore, 2 run (P. Dawson) (4–54, 2:08)  
**SF** – D. Skuta, 47 fumble return (P. Dawson)

TEAM STATISTICS	SF	JAX
First Downs	25	20
Net Yards Gained	398	318
Rushes/Yards	38/221	25/90
Net Yards Passing	177	228
Att/Comp/INT	17/11/0	45/29/0
Sacked/Yards Lost	0/0	0/0
Punts/Average	1/45.0	4/38.5
Fumbles/Lost	3/1	1/1
Penalties/Yards	4/35	6/76
Time of Possession	28:29	31:31
3rd Down Efficiency	6/9 (67%)	4/14 (29%)

**RUSHING: 49ERS** – K. Hunter 9–84, F. Gore 19–71–2, C. Kaepernick 7–54–2, K. Williams 1–10, A. Dixon 1–2, B. Miller 1–0... **JAGUARS** – M. Jones–Drew 19–75, D. Robinson 4–15, C. Henne 1–1, J. Blackmon 1–(–1).

**RECEIVING: 49ERS** – A. Boldin 4–56, V. Davis 3–52, B. Miller 2–56, K. Williams 1–7, F. Gore 1–6... **JAGUARS** – C. Shorts 7–74, M. Jones–Drew 6–47, J. Blackmon 4–31, M. Brown 3–43–1, J. Forsett 3–6, W. Ta'ufou'ou 3–3, A. Sanders 1–11, C. Harbor 1–7, M. Lewis 1–6.

**PASSING: 49ERS** – C. Kaepernick 16–10–164–0–1 TDs... **JAGUARS** – C. Henne 45–29–228–0–1 TDs.

**INTs: 49ERS** – None... **JAGUARS** – None.

**SACKS: 49ERS** – None... **JAGUARS** – None.

**49ERS TURNOVER RATIO:** 0 (1 fumbles, 0 INT/1 fumble, 0 INT).

**Weather:** Rain Showers  
**Temperature:** 60 degrees  
**Wind:** WSW 13 mph  
**Playing Surface:** Grass  
**Time:** 2:53  
**Attendance:** 83,559





**SUNDAY, NOVEMBER 10  
CAROLINA 10, SAN FRANCISCO 9  
CANDLESTICK PARK**



The San Francisco 49ers dropped a hard-fought, defensive struggle to the Carolina Panthers, 10–9. The Niners received the opening kickoff and drove 46 yds. in nine plays to set up a 53–yd. FG by K Phil Dawson, his season long. Following several non-scoring drives by both teams, the Niners sent out P Andy Lee to punt from the SF 30. His punt was tipped by Panthers LB Jordan Senn and traveled 22 yds. before deflecting off of Panthers CB Drayton Florence. The loose ball was recovered by 49ers S Eric Reid at the CAR 41. Five plays later, K Phil Dawson converted a 43–yd. FG att. with 13:38 remaining in the 2nd qtr. to extend the lead to 6–0. Each team punted before the Panthers took over at the CAR 43. With 9:10 remaining in the half, 49ers CB Tramaine Brock intercepted a pass by QB Cam Newton and returned the pick 41 yds. to the CAR 24. A few plays later, K Phil Dawson made a 25–yd. FG, his third of the game, to give the 49ers a 9–0 advantage. On the ensuing possession, the Panthers had an 8–play, 80–yd. drive, which was capped off with a 27–yd. TD run by RB DeAngelo Williams to make the score 9–7. The 2nd half started with a punt by each team before the Panthers drove 59 yds. and lined up for a potential go-ahead FG by K Graham Gano. However, the 48–yd. FG att. was pushed wide left. The score remained unchanged until the 4th qtr. when Panthers K Graham Gano converted a 53–yd. FG att. to give Carolina their first lead of the game, 10–9. The 49ers defense provided a big stop on the Panthers final drive to give the offense a chance at a game-winning drive, but the last minute drive ended with an interception thrown by QB Colin Kaepernick.

**NOTES:** Over the past 6 games, the **49ers** have registered 15 takeaways and have converted each one into points (9 TDs, 6 FGs)... **S Eric Reid** registered his first-career special teams FR, picking up the loose ball after it was touched by Panthers CB Drayton Florence. The takeaway led to a 43–yd. FG by **K Phil Dawson**... **CB Tramaine Brock** notched his 4th INT of the season, 6th of his career, picking off Panthers QB Cam Newton and returning it 42 yds. The INT led to a 25–yd. FG by **Dawson**... **LB Ahmad Brooks** sacked Panthers QB Cam Newton three times, giving him 6.5 sacks on the season and 33.0 sacks for his career. The 3.0 sacks by Brooks ties his career-high [3.0 sacks vs. Arz. (12/14/09)]... **Brooks** has now registered 31.0 sacks since joining the 49ers in 2008. He now ranks 9th in franchise history, moving past DE Pierce Holt (29.5), DE Roy Barker (30.0) and DE Jeff Stover (30.5)... **LB Patrick Willis** notched his first sack of the season and the 18th of his career... **K Phil Dawson** nailed a 52–yd. FG on the opening drive of the game, his longest of the season... **Dawson** went 3–of–3 on FG attempts, hitting from 52, 43 and 25 yds.

	1st	2nd	3rd	4th	Pts
<b>Carolina</b>	0	7	0	3	10
<b>San Francisco</b>	3	6	0	0	9

- SF** – P. Dawson, 53 FG (9–46, 4:15)
- SF** – P. Dawson, 43 FG (5–16, 1:43)
- SF** – P. Dawson, 25 FG (5–17, 2:42)
- CAR** – De. Williams, 27 run (G. Gano) (8–80, 4:24)
- CAR** – G. Gano, 53 FG (7–9, 3:30)

<b>TEAM STATISTICS</b>	<b>CAR</b>	<b>SF</b>
First Downs	15	10
Net Yards Gained	250	151
Rushes/Yards	30/111	24/105
Net Yards Passing	139	46
Att/Comp/INT	32/16/1	22/11/1
Sacked/Yards Lost	4/30	6/45
Punts/Average	7/45.7	7/48.7
Fumbles/Lost	3/1	1/1
Penalties/Yards	3/25	4/25
Time of Possession	32:03	27:57
3rd Down Efficiency	7/17 (41%)	2/13 (15%)

**RUSHING: 49ERS** – F. Gore 16–82, C. Kaepernick 4–16, K. Hunter 3–8, L. James 1–(–1)... **PANTHERS** – De. Williams 8–46–1, J. Stewart 13–41, C. Newton 7–17, M. Tolbert 2–7.

**RECEIVING: 49ERS** – M. Manningham 3–30, A. Boldin 3–23, F. Gore 2–21, B. Miller 1–10, K. Williams 1–5, V. Davis 1–2... **PANTHERS** – S. Smith 6–63, B. Lafell 4–48, T. Ginn 2–19, M. Tolbert 2–16, G. Olsen 1–14, D. Hixon 1–9.

**PASSING: 49ERS** – C. Kaepernick 22–11–91–1–0 TDs... **PANTHERS** – C. Newton 32–16–169–1–0 TDs.

**INTs: 49ERS** – T. Brock 1–41... **PANTHERS** – D. Florence 1–2.

**SACKS: 49ERS** – A. Brooks 3.0, P. Willis 1.0... **PANTHERS** – C. Johnson 1.5, L. Kuechly 1.0, A. Klein 1.0, G. Hardy 1.0, D. Edwards 1.0, M. Mitchell 0.5.

**49ERS TURNOVER RATIO:** 0 (1 fumble, 1 INT/1 fumble, 1 INT).

**Weather:** Sunny  
**Temperature:** 62 degrees  
**Wind:** East 6 mph  
**Playing Surface:** Grass  
**Time:** 3:03  
**Attendance:** 69,732





**SUNDAY, NOVEMBER 17**  
**SAN FRANCISCO 20, NEW ORLEANS 23**  
**MERCEDES-BENZ SUPERDOME**



The 49ers dropped a back-and-forth game to the New Orleans Saints, 23–20, in the Superdome. The game started slowly for both teams as each of the first five series resulted in punts. The Saints began their third possession of the game at its own 3–yardline before driving 97 yds. in 11 plays, capping off the drive with a 3–yd. TD pass from QB Drew Brees to TE Josh Hill. On the ensuing possession, 49ers P Andy Lee punted 37 yds. to the NO 11, where Saints WR Lance Moore muffed the catch. Niners S Bubba Ventrone quickly jumped on the loose ball to give the 49ers excellent field position. Two plays later, QB Colin Kaepernick connected with WR Anquan Boldin in the end zone for an 11–yd. TD pass to even the score at 7–7 with 10:21 remaining in the first half. San Francisco regained possession after forcing a three–and–out. On the fifth play of the series, Kaepernick was intercepted by Saints CB Corey White. White returned the pick to the SF 1 before Kaepernick chased him down causing White to bobble the ball as he extended for the goal line. The loose ball went out of bounds in the end zone for a touchback and the 49ers regained possession. The Niners proceeded to drive 43 yds. in six plays and K Phil Dawson converted a season–long 55 yd. FG att. to give San Francisco a 10–7 lead. Following an 82–yd. kick return by Saints RB Travaris Cadet, New Orleans regained the lead when FB Jed Collins found the end zone for a 1–yd. TD run. The score remained 14–10 until the third quarter. On the opening possession of the second half, Niners LB Ahmad Brooks intercepted a Drew Brees pass and returned it 22 yds. to the NO 22. Three plays later, Colin Kaepernick found TE Vernon Davis for a 17–yd. TD. The 49ers defense came away with another takeaway on the next series. With the Saints choosing to go for it on 4th and 4 at the SF 40, S Donte Whitner broke up a pass intended for Josh Hill and the Niners regained possession. Kaepernick connected with WR Anquan Boldin on three consecutive third down atts., and K Phil Dawson made a 29–yd. FG to give the 49ers a 20–14 advantage. On the ensuing series, the Saints countered with a field goal of their own by K Garrett Harley, making the score 20–17 with 7:53 remaining in the game. After a San Francisco punt, the Saints took over at the NO 28. Several plays later, New Orleans faced a 3rd and 2 from the SF 35. LB Ahmad Brooks got into the backfield and sacked Brees, forcing a fumble. Despite LB Patrick Willis recovering the loose ball, the turnover was negated due to a penalty for a blow to the head and neck area of the quarterback. The Saints retained possession and tied the game with a 42–yd. FG from K Garrett Hartley. San Francisco was forced to punt on the next series and the Saints began from the NO 40. Six plays later, Hartley converted a 31–yd. FG att. as time expired to give the Saints the victory, 23–20.

**NOTES:** Over the past 7 games, the **49ers** have forced 18 takeaways and have converted each one into points (11 TDs, 7 FGs)...The **49ers special teams unit** has registered a takeaway in 3 of the last 4 games...S **Bubba Ventrone** recovered a muffed punt by Saints WR Lance Moore at the Saints 11–yd. line. It marked Ventrone's first special teams FR of the season and 2nd of his career. The takeaway led to an 11–yd. TD pass by QB **Colin Kaepernick** to WR **Anquan Boldin**...LB **Ahmad Brooks** picked off Saints QB Drew Brees, marking his first INT of the season and 3rd of his career. **Brooks'** last INT came last season at NO (11/25/12). The INT led to a 17–yd. TD pass from QB **Colin Kaepernick** to TE **Vernon Davis**...Following a fumble by Saints CB Corey White out of the end zone, the **49ers** engineered a 6–play, 43–yd. drive that was capped off by a 55–yd. FG by K **Phil Dawson**. The 55–yd. FG was the longest of the season for **Dawson** and 2nd longest of his career [56–yd. FG at Buf. (11/17/08)]...TE **Vernon Davis** notched his 8th TD of the season on a 17–yd. pass from QB **Colin Kaepernick**...**Davis** now has 48 career TD receipts. and is tied with WR Dwight Clark (48) for the 5th most receiving TDs in franchise history...With 33 yds. receiving on the day, **Davis** now has 4,904 career rec. yds. and ranks 8th in franchise history, moving past WR Freddie Solomon (4,873)...WR **Anquan Boldin** hauled in an 11–yd. TD pass from QB **Colin Kaepernick**, marking his 3rd TD of the season and 61st of his career...**Boldin** finished the game with 6 receipts. for 56 yds. and 1 TD...With a start against the Saints, RB **Frank Gore** has now started 38 consecutive games, which is the longest current streak among active RBs. He also broke a tie and moved past RB Ken Willard for the 2nd most games played by a RB in franchise history with 125 games...CB **Eric Wright**, a bay area native, made his debut with the 49ers.

	1st	2nd	3rd	4th	Pts
<b>San Francisco</b>	0	10	7	3	20
<b>New Orleans</b>	7	7	0	9	23

- NO** – J. Hill, 3 pass from D. Brees (G. Hartley) (11–97, 6:44)
- SF** – A. Boldin, 11 pass from C. Kaepernick (P. Dawson) (2–11, 0:10)
- SF** – P. Dawson, 55 FG (6–43, 2:51)
- NO** – J. Collins, 1 run (G. Hartley) (3–21, 1:36)
- SF** – V. Davis, 17 pass from C. Kaepernick (P. Dawson) (3–22, 1:15)
- SF** – P. Dawson, 29 FG (13–49, 6:11)
- NO** – G. Hartley, 21 FG (9–77, 5:33)
- NO** – G. Hartley, 42 FG (12–48, 4:42)
- NO** – G. Hartley, 31 FG (6–47, 1:41)

<b>TEAM STATISTICS</b>	<b>SF</b>	<b>NO</b>
First Downs	12	23
Net Yards Gained	196	387
Rushes/Yards	22/81	23/92
Net Yards Passing	115	295
Att/Comp/INT	31/17/1	43/30/1
Sacked/Yards Lost	3/12	1/10
Punts/Average	7/49.4	3/51.3
Fumbles/Lost	1/0	3/2
Penalties/Yards	5/45	4/48
Time of Possession	25:21	34:39
3rd Down Efficiency	6/15 (40%)	6/14 (43%)

**RUSHING: 49ERS** – F. Gore 13–48, C. Kaepernick 3–25, L. James 2–7, K. Hunter 4–1... **SAINTS** – P. Thomas 11–49, M. Ingram 6–25, D. Sproles 3–16, J. Collins 2–3–1, D. Brees 1–(–1).

**RECEIVING: 49ERS** – A. Boldin 6–56–1, V. Davis 4–33–1, F. Gore 2–8, B. Miller 2–8, V. McDonald 1–10, M. Manningham 1–8, L. James 1–4... **SAINTS** – J. Graham 6–41, M. Colston 5–80, P. Thomas 5–35, D. Sproles 4–19, L. Moore 3–23, R. Meachem 2–78, K. Stills 1–11, N. Toon 1–8, M. Ingram 1–4, J. Hill 1–3–1, J. Collins 1–3.

**PASSING: 49ERS** – C. Kaepernick 31–17–127–1–2 TDs... **SAINTS** – D. Brees 43–30–305–1–1 TDs.

**INTs: 49ERS** – A. Brooks 1–22... **SAINTS** – C. White 1–43.

**SACKS: 49ERS** – A. Brooks 1.0... **SAINTS** – J. Galette 1.0, C. Jordan 1.0, A. Hicks 1.0.

**49ERS TURNOVER RATIO:** +2 (0 fumbles, 1 INT/2 fumble, 1 INT).

**Weather:** Dome  
**Temperature:** 79 degrees  
**Playing Surface:** Turf  
**Time:** 3:14  
**Attendance:** 73,025





**MONDAY, NOVEMBER 25**  
**SAN FRANCISCO 27, WASHINGTON 6**  
**FEDEX FIELD**



The 49ers defeated the Washington Redskins on ESPN's *Monday Night Football*, 27–6, at FedExField. The teams exchanged punts on each of the first five series before anyone got any points on the board. The 49ers began their third drive at the SF 38 as QB Colin Kaepernick completed 3 of 4 pass atts., including 19–yd. TD pass to WR Anquan Boldin, capping off a 7–play, 62–yd. drive to give the Niners a 7–0 lead. Just five plays into the ensuing series by the Redskins, S Donte Whitner intercepted a pass by Washington QB Robert Griffin III. A 40–yd. pass from Kaepernick to TE Vernon Davis put the 49ers in field goal range and K Phil Dawson converted a 29–yd. FG att., extending San Francisco's lead to 10–0. The Redskins got on the board on the ensuing possession as K Kai Forbath made a 36–yd. FG to cap off a 13–play, 63–yd. drive, trimming the Niners lead to 10–3 with 6:43 remaining in the first half. Following a punt by 49ers P Andy Lee, the Redskins drove 62 yds. on 11 plays and Forbath added a 35–yd. FG as time expired, making the score 10–6 at halftime. San Francisco's run defense came up with a big stop on 4th and 2 during the Redskins first possession of the second half. QB Colin Kaepernick proceeded to complete 4 of 5 passes for 61 yds., including a 6–yd. TD pass to Boldin, his 2nd TD receipt. of the game. The score remained 17–10 until late in the 3rd qtr. when Kaepernick tossed a 1–yd. TD pass to Vernon Davis, extending the lead to 24–6. On the Niners first possession of the 4th qtr., K Phil Dawson capped off an 11–play, 24–yd. drive with a 49–yd. FG, giving the 49ers a 27–6 lead with 9:08 remaining in the game. San Francisco's defense thwarted any late scoring effort by Washington, including another stop on 4th down, and Kaepernick knelt to end the game.

**NOTES:** The 49ers improved their record on *Monday Night Football* to 44–25 since the merger, giving **San Francisco** the 2nd highest winning percentage in the NFL during that span (Sea. – .714) (minimum 15 games)... The 49ers registered their 44th win on *Monday Night Football*, breaking a tie with Dal. for the most in NFL history. **San Francisco** also improved to 4–1 all–time against the Redskins in games on Monday night... The 49ers improved their all–time record against the Redskins to 19–10–1, and 8–7 (2–1 at FedExField) all–time when playing Was. on the road... The 49ers improved to 9–3 in prime time games under head coach Jim Harbaugh... This marks the 49ers 5th consecutive win on *Monday Night Football*... **Harbaugh** improved to 4–0 on ESPN's *Monday Night Football*... **Harbaugh** improved his record as a head coach to 6–3–1 in the month of November... The 49ers improved to 15–7 on the road since head coach **Jim Harbaugh** took over in 2011, giving Harbaugh the best road win percentage (.682) in the NFL during that span... The 49ers defense held the Redskins to just 90 net yds. passing, the fewest net passing yds. allowed since 11/19/12 vs. Chi. (58 net yds. passing)... In the last 8 games, the 49ers have forced 19 turnovers and have converted each one into points (11 TDs, 8 FGs)... This season, the 49ers have scored 108 points off of takeaways, ranking first in the NFL... **S Donte Whitner** notched his 2nd INT of the season, 10th of his career, picking off Redskins QB Robert Griffin III. The INT led to a 29–yd. FG by **K Phil Dawson**... QB **Colin Kaepernick** completed 15 of 24 atts. for 235 yds., 3 TD and a career–high 134.5 QB rating. His previous QB rating high was 133.1 vs. Chi. (11/19/12)... The 49ers improved to 11–0 when **Kaepernick** starts and has a passer rating of 90.0 or higher... TE **Vernon Davis** registered 4 receipts. for 70 yds. and 1 TD. Davis now has 9 TDs on the season, ranking t–5h in the NFL and 3rd among tight ends... **Davis** now has 49 career TD receipts., ranking t–4th in franchise history with WR Billy Wilson (49)... WR **Anquan Boldin** registered his first multi–TD game as a member of the 49ers and the 12th of his career... In his career, **Boldin** has notched 8 rec. TDs on *Monday Night Football*, ranking first among all active players... LB **Aldon Smith** sacked Redskins QB Robert Griffin III two times, giving him 6.5 sacks on the season and 40.0 for his career. This marked **Smith's** 11th game with 2.0 or more sacks and second of the season... **Smith's** 40.0 career sacks ranks 5th in franchise history... In four career games on *Monday Night Football*, **Smith** has registered 12.0 sacks, ranking t–1st among all active players for the most sacks on Monday night... Since 2011, **Smith's** 40.0 sacks ranks 1st in the NFL... LB **Ahmad Brooks** registered 2.0 sacks on Redskins QB Robert Griffin III, marking his 2nd game of the season with 2.0–or–more sacks, and 5th of his career... **Brooks** leads the team with a single–season career–high 8.5 sacks. His previous career–high was 7.0 sacks in 2011... **Brooks** has now registered 33.0 sacks as a member of the 49ers, ranking 8th in franchise history... K **Phil Dawson** has made 13 consecutive FGs over the past seven games. Dawson is now tied with Bruce Gossett and Jose Cortez for the 6th longest streak in franchise history with 13 consecutive made FGs... G **Joe Looney** made his NFL debut.

	1st	2nd	3rd	4th	Pts
<b>San Francisco</b>	7	3	14	3	27
<b>Washington</b>	0	6	0	0	6

- SF** – A. Boldin, 19 pass from C. Kaepernick (P. Dawson) (7–62, 3:19)
- SF** – P. Dawson, 29 FG (5–47, 2:51)
- WAS** – K. Forbath, 36 FG (13–23, 5:26)
- WAS** – K. Forbath, 35 FG (11–62, 4:55)
- SF** – A. Boldin, 6 pass from C. Kaepernick (P. Dawson) (6–60, 2:41)
- SF** – V. Davis, 1 pass from C. Kaepernick (P. Dawson) (5–39, 2:30)
- SF** – P. Dawson, 49 FG (11–24, 5:47)

<b>TEAM STATISTICS</b>	<b>SF</b>	<b>WAS</b>
First Downs	15	10
Net Yards Gained	304	190
Rushes/Yards	33/76	26/114
Net Yards Passing	228	76
Att/Comp/INT	24/15/0	27/17/1
Sacked/Yards Lost	2/7	6/42
Punts/Average	4/49.0	7/45.0
Fumbles/Lost	3/1	1/0
Penalties/Yards	4/25	4/30
Time of Possession	31:26	28:34
3rd Down Efficiency	4/14 (29%)	4/15 (27%)

**RUSHING: 49ERS** – F. Gore 13–31, C. Kaepernick 9–20, A. Dixon 3–13, K. Hunter 8–12... **REDSKINS** – A. Morris 14–52, R. Helu 7–26, R. Griffin 4–27, J. Morgan 1–9.

**RECEIVING: 49ERS** – A. Boldin 5–94–2, V. Davis 4–70–1, M. Manningham 4–45, V. McDonald 1–23, F. Gore 1–3... **REDSKINS** – P. Garcon 8–48, J. Morgan 5–45, S. Moss 3–27, R. Helu 1–7.

**PASSING: 49ERS** – C. Kaepernick 24–15–235–0–3 TDs... **REDSKINS** – R. Griffin 26–16–118–1–0 TDs.

**INTs: 49ERS** – D. Whitner 1–7... **REDSKINS** – None.

**SACKS: 49ERS** – A. Brooks 2.0, A. Smith 2.0, J. Smith 2.0.. **REDSKINS** – B. Orakpo 1.0, J. Jenkins 1.0.

**49ERS TURNOVER RATIO:** 0 (1 fumbles, 0 INT/0 fumble, 1 INT).

**Weather:** Sunny  
**Temperature:** 35 degrees  
**Wind:** SSW 12 mph  
**Playing Surface:** Grass  
**Time:** 2:51  
**Attendance:** 79,773







**SUNDAY, DECEMBER 1**  
**ST. LOUIS 13, SAN FRANCISCO 23**  
**CANDLESTICK PARK**



The 49ers defeated the St. Louis Rams 23–13 at Candlestick Park and swept the season series for the 20th time in franchise history. After San Francisco forced a three–and–out on the opening series of the game, QB Colin Kaepernick and the 49ers offense drove 53 yds. in 12 plays and took a 3–0 lead on a 32–yd. FG by K Phil Dawson. The Niners then forced another three–and–out by the Rams before extending their lead to 6–0 on a 43–yd. FG by Dawson. San Francisco forced another punt and drove 72 yds. on the ensuing possession before RB Frank Gore found the end zone on a 3–yd. TD run, extending the lead to 13–0 with 6:20 remaining in the first half. The Rams put together their first scoring drive on their final series of the first half with a 44–yd. drive, capped off with a 43–yd FG by K Greg Zuerlein. After a punt by San Francisco on the opening series of the second half, the Rams made the score 13–6 on a 34–yd. FG by Zuerlein. San Francisco responded by driving 72 yds. in 10 plays as K Phil Dawson made a 24–yd. FG, his 3rd of the game, to make the score 16–6. Three possessions later, the 49ers forced a three–and–out by the Rams. St. Louis chose to run a fake punt, but Niners RB Anthony Dixon tackled Rams S Matt Giordano for a 5–yd. loss and caused a turnover on downs. On the first play of the ensuing possession, 49ers QB Colin Kaepernick connected with TE Vernon Davis, who hurdled CB Janoris Jenkins and landed in the end zone for a 17–yd. TD receipt. The score remained 23–6 until the Rams final possession of the game. With many 49ers defensive starters sidelined, the Rams drove 92–yds. in 10 plays as QB Kellen Clemens hit WR Brian Quick for a 3–yd. TD pass, making the score 23–13. No onside kick was attempted by the Rams and QB Colin Kaepernick kneeled to preserve the 49ers victory.

**NOTES:** The **49ers** improved to 20–7–1 against opponents in the NFC West since 2009, giving the **49ers** the 3rd best winning percentage in the NFL, against divisional opponents during that span...The **49ers** improved their all–time record against StL to 64–62–3, and 22–21–1 against the Rams at Candlestick Park. **San Francisco's** 64 victories against StL are the most for the **49ers** versus any other franchise...The **49ers** improved to 9–2–1 against the Rams in the last 12 matchups, and swept the season series against StL for the 20th time in franchise history...The **49ers** improved to 3–0–1 under head coach **Jim Harbaugh** following a Monday Night Football contest...**Harbaugh** improved his record as a head coach against the Rams to 4–1–1...**Harbaugh** improved his record as a head coach to 7–3 in the month of December...RB **Frank Gore** had 15 carries for 42 yds. and 1 TD, giving him 8 rushing TDs on the season and 59 for his career...With 42 yds. rushing against the Rams, **Gore** now has more rushing yds. against StL than any other player in NFL history with 1,191 yds. He has also tallied the most rushing TDs against StL in NFL history with 15...With the start against the Rams, **Gore** has now started 40 consecutive games, which is the longest current streak among active RBs...TE **Vernon Davis** registered 4 receipts. for 82 yds. and 1 TD. He now has 10 TD receipts. on the season and 50 career rec. TDs...With 50–career rec. TDs, **Davis** moved into sole possession of 4th place in franchise history...WR **Anquan Boldin** registered 9 receipts. for 98 yds...With 98 rec. yds. vs. StL, WR **Anquan Boldin** passed Billy How–ton (1,291) and now ranks 4th in NFL history with 1,326 rec. yds. against the Rams. Boldin also ranks 3rd in NFL history with 97 career receipts. against StL...QB **Colin Kaepernick** completed 19 of 28 passes for 275 yds., 1 TD and a passer rating of 111.5. The **49ers** are 12–0 when Kaepernick starts and has a passer rating of 90.0 or higher...His 60–yd. receipt. in the 3rd quarter tied his career–long [60–yd. TD receipt. at StL (12/26/10)]...The **49ers defense** registered 3.0 sacks on Rams QB Kellen Clemens...In his 50th career start, DT **Ray McDonald** brought down Clemens, giving him 2.5 sacks on the season and 15.5 for his career...**NaVorro Bowman** registered his 3rd sack of the season, 7th of his career, bringing down Clemens. The 3.0 sacks for Bowman sets a single–season career–high (2.0 in 2012)...LB **Patrick Willis** tallied his 2nd sack of the season, 19.5 of his career, as he sacked Clemens...CB **Carlos Rogers** hauled in his 2nd INT of the season and 17th of his career, picking of Rams QB Kellen Clemens...K **Phil Dawson** has made 16 consecutive FGs and his now tied for the 3rd–longest streak in franchise history.

	1st	2nd	3rd	4th	Pts
<b>St. Louis</b>	0	3	3	7	13
<b>San Francisco</b>	3	10	3	7	23

- SF** – P. Dawson, 32 FG (12–53, 5:15)
- SF** – P. Dawson, 43 FG (10–47, 6:33)
- SF** – F. Gore, 3 run (P. Dawson) (12–72, 6:00)
- STL** – G. Zuerlein, 43 FG (13–44, 5:21)
- STL** – G. Zuerlein, 34 FG (8–33, 4:35)
- SF** – P. Dawson, 24 FG (10–72, 5:31)
- SF** – V. Davis, 17 pass from C. Kaepernick (P. Dawson) (1–17, 0:10)
- STL** – B. Quick, 3 pass from K. Clemens (G. Zuerlein) (10–92, 2:04)

<b>TEAM STATISTICS</b>	<b>STL</b>	<b>SF</b>
First Downs	19	20
Net Yards Gained	312	338
Rushes/Yards	26/114	30/83
Net Yards Passing	198	255
Att/Comp/INT	38/19/1	28/19/0
Sacked/Yards Lost	3/20	4/20
Punts/Average	5/48.8	4/47.8
Fumbles/Lost	0/0	2/1
Penalties/Yards	11/105	9/85
Time of Possession	26:56	33:04
3rd Down Efficiency	4/13 (31%)	4/12 (33%)

**RUSHING: 49ERS** – F. Gore 15–42–1, C. Kaepernick 4–21, A. Dixon 8–13, K. Hunter 3–7... **RAMS** – Z. Stacy 19–72, K. Clemens 3–21, B. Cunningham 2–16, T. Austin 1–10, M. Giordano 1–(–5).

**RECEIVING: 49ERS** – A. Boldin 9–98, V. Davis 4–82–1, M. Crabtree 2–68, B. Miller 2–20, F. Gore 2–7... **RAMS** – T. Austin 4–25, J. Cook 3–49, S. Bailey 3–46, B. Quick 3–41, C. Givens 2–30, I. Pead 2–17, A. Pettis 1–11, Z. Stacy 1–(–1).

**PASSING: 49ERS** – C. Kaepernick 28–19–275–0–1 TDs... **RAMS** – K. Clemens 37–19–218–1–1 TDs.

**INTs: 49ERS** – C. Rogers 1–3... **RAMS** – None.

**SACKS: 49ERS** – N. Bowman 1.0, R. McDonald 1.0, P. Willis 1.0... **RAMS** – M. Brockers 2.0, K. Langford 1.0, W. Hayes 1.0.

**49ERS TURNOVER RATIO:** 0 (1 fumble, 0 INT/0 fumble, 1 INT).

**Weather:** Sunny  
**Temperature:** 59 degrees  
**Wind:** North 6 mph  
**Playing Surface:** Grass  
**Time:** 3:15  
**Attendance:** 69,732





**SUNDAY, DECEMBER 8**  
**SEATTLE 17, SAN FRANCISCO 19**  
**CANDLESTICK PARK**



The 49ers defeated the Seattle Seahawks in a hard-fought NFC West battle, 19–17. The victory continued the team’s streak of not losing a division game at home since 2008. After deferring the opening kickoff, the 49ers defense forced a punt by Seahawks P Jon Ryan. The teams then traded punts before San Francisco began their second drive at the SF 39–yd. line. The Niners drove 56 yds. in 10 plays as K Phil Dawson made a 23–yd. FG to give San Francisco a 3–0 lead. The 49ers forced another punt by the Seahawks on the ensuing possession and WR Kassim Osgood burst through the middle of the Seahawks line to block the punt, marking the team’s 2nd blocked punt against Seattle this season. Taking over at the Seattle 34–yd. line, the Niners extended their lead to 6–0 on 48–yd. FG by Phil Dawson with 58 seconds remaining in the 1st qtr. On the ensuing possession, QB Russell Wilson and the Seahawks offense drove 80 yds. in 8 plays when RB Marshawn Lynch found the end zone on an 11–yd. TD run to give Seattle a 7–6 lead. The 49ers responded with a 10–play, 40–yd. drive capped off with a 52–yd. FG by Dawson to regain the lead, 9–7, with 8:01 remaining in the first half. The Seahawks countered with their second–consecutive TD drive as QB Russell Wilson connected with TE Luke Wilson for a 39–yd. TD pass. The 14–9 Seahawks lead didn’t last long as Niners QB Colin Kaepernick completed 5 of 8 pass atts. on the next series, including an 8–yd. TD pass to TE Vernon Davis, to give the Niners a 16–14 advantage heading into halftime. Neither team was able to put together a scoring drive in the 3rd qtr. and the 4th qtr. started with several punts as well. Seattle then drove 14 yds. in 7 plays as K Steven Hauschka made a 31–yd. FG with 6:25 remaining in the game. The Niners trailed 17–16 and drove 76–yds. in 11 plays, including a 51–yd. run by RB Frank Gore and a clutch 8–yd. rush by Kaepernick on 3rd and 7, to set up a go–ahead 22–yd. FG by Dawson with just 26 seconds remaining. It marked Dawson’s 20th consecutive made FG, setting a new franchise record. On the first play of the ensuing possession, 49ers CB Eric Wright intercepted a desperation pass by QB Wilson. The 49ers took a knee to run out the clock, preserving a 19–17 victory.

**NOTES:** The **49ers** improved to 14–0–1 against NFC West opponents at Candlestick Park since 2009, giving them the 2nd best winning percentage (.967) against divisional opponents at home during that span...The **49ers offense** rushed for 163 yds. on 33 carries (4.9 avg.) against the Seahawks defense that was allowing just 107.2 yds. per game on the ground...**San Francisco’s defense** held the Seahawks, who ranked 2nd in the NFL averaging 146.2 rushing yds. per game, to just 86 yds. rushing...WR **Kassim Osgood** blocked Seahawks P Jon Ryan’s punt for his first–career blocked punt...According to Stats Inc., it marks just the 3rd time in franchise history that the 49ers blocked 2 or more punts in a season (1975 – 3; 1960 – 2)...K **Phil Dawson** connected on all 4 FG attempts on the day, including the game–winning 22–yd. FG with 26 seconds left in the 4th qtr...**Dawson** has now made 20 consecutive FGs, setting the franchise record for most consecutive FGs made. K Joe Nedney, who made 18 consecutive FGs, held the franchise record since 2007...According to the Elias Sports Bureau, **Dawson**, who also holds the Cleveland Browns franchise record for most consecutive made FGs (27), joins K Olindo Mare (Mia. and Sea.) and Neil Rackers (Arz. and Hou.) as the only kickers who currently hold the record for most consecutive made FGs for two different franchises...RB **Frank Gore** rushed for a game–high 110 yds. on 17 carries (6.5 avg.), including a season–long 51–yd. run late in the 4th qtr. to set up the game–winning FG by K **Phil Dawson**. The 51–yd. run by Gore was his longest since 10/16/11 at Det. (55 yds.)... The **49ers** improved to 28–7 when **Gore** rushes for 100–yds.–or–more...WR **Anquan Boldin** hauled in 6 receipts. for a game–high 93 yds., becoming the 30th player in NFL history to surpass 11,000 career rec. yds. (11,080)...**Boldin** now ranks 29th in NFL history for the most career receiving yards...TE **Vernon Davis** hauled his 11th TD of the season. Davis has now registered a TD receipt. in each of the last 4 games, marking the 3rd time in his career he accomplished this feat...**Davis** now ranks 8th among all tight ends in NFL history with 51 career TD receipts... CB **Eric Wright** picked off Seahawks QB Russell Wilson late in the 4th qtr. to secure the victory. It marked his first INT as a member of the 49ers and 15th of his career.

	1st	2nd	3rd	4th	Pts
<b>Seattle</b>	0	14	0	3	17
<b>San Francisco</b>	6	10	0	3	19

- SF** – P. Dawson, 23 FG (10–56, 4:44)
- SF** – P. Dawson, 48 FG (4–4, 0:54)
- SEA** – M. Lynch, 11 run (S. Hauschka) (8–80, 3:41)
- SF** – P. Dawson, 52 FG (10–42, 4:21)
- SEA** – L. Wilson, 39 pass from R. Wilson (S. Hauschka) (7–72, 4:09)
- SF** – V. Davis, 8 pass from C. Kaepernick (P. Dawson) (9–72, 3:41)
- SEA** – S. Hauschka, 31 FG (7–14, 2:57)
- SF** – P. Dawson, 22 FG (11–76, 5:54)

<b>TEAM STATISTICS</b>	<b>SEA</b>	<b>SF</b>
First Downs	13	19
Net Yards Gained	264	318
Rushes/Yards	23/86	33/163
Net Yards Passing	178	155
Att/Comp/INT	25/15/1	29/15/1
Sacked/Yards Lost	2/21	2/20
Punts/Average	6/31.0	4/49.8
Fumbles/Lost	0/0	0/0
Penalties/Yards	9/85	7/70
Time of Possession	27:32	32:28
3rd Down Efficiency	5/12 (42%)	5/13 (38%)

**RUSHING: 49ERS** – F. Gore 17–110, C. Kaepernick 9–31, K. Hunter 4–16, B. Miller 3–6... **SEAHAWKS** – M. Lynch 20–72–1, R. Turbin 2–12, R. Wilson 1–2.

**RECEIVING: 49ERS** – A. Boldin 6–93, M. Crabtree 4–40, B. Miller 3–21, V. Davis 2–21–1... **SEAHAWKS** – G. Tate 6–65, L. Wilson 3–70–1, D. Baldwin 3–36, J. Kearse 2–15, Z. Miller 1–13.

**PASSING: 49ERS** – C. Kaepernick 29–15–175–1–1 TDs... **SEAHAWKS** – R. Wilson 25–15–199–1–1 TDs.

**INTs: 49ERS** – E. Wright 1–0... **SEAHAWKS** – B. Maxwell 1–2.

**SACKS: 49ERS** – N. Bowman 1.0, R. McDonald 1.0... **SEAHAWKS** – C. McDonald 1.0, C. Clemons 1.0.

**49ERS TURNOVER RATIO:** 0 (0 fumble, 1 INT/0 fumble, 1 INT).

**Weather:** Sunny  
**Temperature:** 43 degrees  
**Wind:** East 5 mph  
**Playing Surface:** Grass  
**Time:** 3:06  
**Attendance:** 69,732





**SUNDAY, DECEMBER 15**  
**SAN FRANCISCO 33, TAMPA BAY 14**  
**RAYMOND JAMES STADIUM**



The 49ers defeated the Tampa Bay Buccaneers 33–14 at Raymond James Stadium to earn their fourth consecutive win. After forcing a punt by the Bucs on the opening series of the game, 49ers QB Colin Kaepernick scrambled twice for 26 yds. and completed 3 of 3 pass atts., including a 4–yd. TD pass to WR Michael Crabtree to give San Francisco an early 7–0 lead. The teams traded several punts before Niners K Phil Dawson extended their lead to 10–0 with a 47–yd. FG mid–way through the 2nd qtr. San Francisco forced another Buccaneers punt, their fifth punt in five series, before putting together their longest TD drive of the game. Kaepernick again completed 3 of 3 pass atts. and capped off the 5–play, 81–yd. drive with a 52–yd. TD strike to TE Vernon Davis. The Bucs responded with a score on the ensuing possession as QB Mike Glennon connected with WR Vincent Jackson for an 11–yd. TD pass just before halftime to make the score 17–7. After the second half began with punts by both teams, the Niners then extended their lead to 20–7 on a 43–yd. FG by Phil Dawson, his franchise–record 22nd consecutive made FG. The Buccaneers responded with a 10–play, 92–yd. drive and Glennon found TE Tim Wright in the end zone for a 24–yd. TD. With the score 20–14 and 14:54 remaining in the 4th qtr., the 49ers engineered a 17–play, 77–yd. drive and consumed over 10 minutes off the clock before Dawson hit a 21–yd. FG. The lengthy scoring drive made it a two–score game with 4:31 remaining. On the ensuing kickoff, Buccaneers returner Eric Page fumbled a lateral att. and 49ers RB Kendall Hunter recovered the loose ball on the 2–yd. line and returned it for a TD. San Francisco then used a Bucs turnover on downs to add a 35–yd. FG by Dawson. 49ers S Eric Reid recorded an INT on the Buccaneers final series to end the game.

**NOTES:** The **49ers** reached the 10–win mark for the third consecutive season under head coach **Jim Harbaugh**, marking the first time San Francisco has accomplished that feat since 1996–98... **Harbaugh** became just the second head coach in franchise history to win at least 10 games in each of his first three seasons at the helm [George Seifert: 14–2 (1998), 14–2 (1990) and 10–6 (1991)], and the only active head coach in the NFL to do so... The **49ers** improved to 16–7 on the road since head coach **Jim Harbaugh** took over in 2011, which is tied for the best win percentage (.696) in the NFL during that span... The **49ers** improved their record to 16–6 in the final four games of the regular season since 2008, which is tied for the 3rd best win percentage (.727) in the NFL during that span... **Harbaugh** improved his record against the NFC South to 3–2... **Harbaugh** improved his record as a head coach to 9–3 in the month of December... The **49ers** offense held the ball for 39:50 at TB, which was the highest time of possession for the team since 11/20/11 vs. Arz. (44:16)... With 86 yds. rushing on 22 carries, RB **Frank Gore** eclipsed 1,000 rushing yds. for the season (1,017 yds.), marking the 7th time in 9 seasons that he has rushed for 1,000 yds. Gore has the 2nd most 1,000–yd. rushing seasons among all active players (Steven Jackson, Atl. – 8), and he became just the 20th player in NFL history to register at least 7 career 1,000–yd. rushing seasons... With a start against the Buccaneers, **Gore** has now started 42 consecutive games, which is the longest current streak among active RBs... QB **Colin Kaepernick** completed 19 of 29 passes for 203 yds. with 2 TDs and a passer rating of 108.8. When Kaepernick starts and registers a passer rating of 90.0 or higher, the 49ers are 13–0... WR **Michael Crabtree** notched his first TD receipt. of the season, 22nd of his career, on a 4–yd. TD pass from QB **Colin Kaepernick**... TE **Vernon Davis** hauled in 4 receipts. for 77 yds. and 1 TD. He now has 12 TD receipts. on the season... **Davis** became the first TE in NFL history to register at least 12 TD receipts. in two different seasons (13 TDs in 2009)... **Davis** has now registered a TD in 5 straight games for the first time in his career. The last time the 49ers had a player register a TD receipt. in 5 consecutive games was in 2001 (WR Terrell Owens – 5 games)... With 52 career TD receipts., **Davis** now ranks t–7th in NFL history for the most TD receipts. by a TE with Dave Casper... LB **Aldon Smith** registered 2.0 sacks at TB, giving him 8.5 for the season and 42.0 for his career. This marked Smith's 12th game with 2.0 sacks or more... **Justin Smith** brought down Glennon, giving him 5.5 sacks on the season and 81.0 sacks for his career... Since sacks became an official statistic in 1982, **Smith** became just the 20th player in the NFL to register at least 5.0 sacks in 11 seasons... LB **Patrick Willis** notched his 3rd sack of the season as he sacked Glennon late in the 4th qtr. He now has 20.5 career sacks... K **Phil Dawson** connected on all 4 FG attempts on the day. He has made 24 consecutive FGs, the longest streak of consecutive FGs made in 49ers franchise history... RB **Kendall Hunter** picked up a fumble by Buccaneers WR Eric Page on the kickoff return and returned it 2 yds. for a TD. It marked Hunter's first return for a TD.

	1st	2nd	3rd	4th	Pts
<b>San Francisco</b>	7	10	3	13	33
<b>Tampa Bay</b>	0	7	0	7	14

- SF** – M. Crabtree, 4 pass from C. Kaepernick (P. Dawson) (11–62, 6:56)
- SF** – P. Dawson, 47 FG (9–28, 4:45)
- SF** – V. Davis, 52 pass from C. Kaepernick (P. Dawson) (5–81, 1:52)
- TB** – V. Jackson, 11 pass from M. Glennon (R. Lindell) (7–80, 1:18)
- SF** – P. Dawson, 43 FG (8–19, 2:59)
- TB** – T Wright, 24 pass from M. Glennon (R. Lindell) (10–92, 4:01)
- SF** – P. Dawson, 21 FG (17–77, 10:27)
- SF** – K. Hunter, 2 fumble return (P. Dawson)
- SF** – P. Dawson, 35 FG (4–9, 0:55)

<b>TEAM STATISTICS</b>	<b>SF</b>	<b>TB</b>
First Downs	22	13
Net Yards Gained	376	183
Rushes/Yards	40/187	12/39
Net Yards Passing	189	144
Att/Comp/INT	29/19/0	34/18/1
Sacked/Yards Lost	2/14	4/35
Punts/Average	4/43.3	7/47.7
Fumbles/Lost	2/0	1/1
Penalties/Yards	8/62	4/32
Time of Possession	39:50	20:10
3rd Down Efficiency	6/15 (40%)	1/10 (10%)

**RUSHING: 49ERS** – F. Gore 22–86, K. Hunter 8–40, C. Kaepernick 4–42, L. James 2–22, A. Boldin 1–0, C. McCoy 3–(–3)... **BUCCANEERS** – B. Rainey 11–27, B. Leonard 1–12.

**RECEIVING: 49ERS** – V. Davis 5–79–1, M. Crabtree 5–45–1, B. Miller 4–26, A. Boldin 3–43, G. Celek 1–8, M. Manningham 1–2... **BUCCANEERS** – T. Wright 7–82–1, V. Jackson 5–58–1, C. Owusu 3–21, T. Underwood 2–15, B. Rainey 1–3.

**PASSING: 49ERS** – C. Kaepernick 29–19–203–0–2 TDs... **BUCCANEERS** – M. Glennon 34–18–179–1–2 TDs.

**INTs: 49ERS** – E. Reid 1–0... **BUCCANEERS** – None.

**SACKS: 49ERS** – A. Smith 2.0, J. Smith 1.0, P. Willis 1.0... **BUCCANEERS** – G. McCoy 1.0, A. Clayborn 1.0.

**49ERS TURNOVER RATIO:** +2 (0 fumbles, 0 INT/1 fumble, 1 INT).

**Weather:** Cloudy  
**Temperature:** 70 degrees  
**Wind:** N 7 mph  
**Playing Surface:** Grass  
**Time:** 3:07  
**Attendance:** 64,142





**MONDAY, DECEMBER 23**  
**ATLANTA 24, SAN FRANCISCO 34**  
**CANDLESTICK PARK**



The 49ers defeated the Atlanta Falcons 34–24 on ESPN's *Monday Night Football* to clinch a playoff spot for the third year in a row. After forcing a punt on the Falcons opening possession, the 49ers offense drove 37 yds. in 8 plays and K Phil Dawson made a 49–yd. FG att. to give San Francisco an early 3–0 lead. The score remained 3–0 until midway through the 2nd qtr., when Falcons RB Steven Jackson found the end zone from 2 yds. out to cap off a 7–play, 80–yd. drive and give Atlanta a 7–3 lead. The Falcons would add a 35–yd. FG by K Matt Bryant just before halftime. The 49ers came out firing in the second half, scoring on each of their first three drives. Following a 6–play, 83–yd. drive that was capped off with a 10–yd. TD pass from QB Colin Kaepernick to WR Anquan Boldin, the Niners added another 3 points on a 30–yd. FG by Dawson to give the 49ers a 13–10 lead. After forcing a three–and–out by Atlanta, the 49ers drove 83 yds. in 6 plays and Kaepernick found the end zone on a 4–yd. TD run. The Falcons responded with a touchdown drive of their own when QB Matt Ryan connected with WR Roddy White for a 39–yd. TD pass to shrink San Francisco's lead to 20–17. After 49ers RB Kendall Hunter broke off a 45–yd. run, RB Frank Gore scored a 1–yd. TD to extend the lead to 27–17 with 5:04 remaining in the game. On the Falcons ensuing possession, Matt Ryan found TE Tony Gonzalez in the end zone for a 2–yd. TD pass to cap off an 11–play, 80–yd. drive and make the score 27–24. Atlanta attempted an onside kick with just 2:09 remaining and Falcons RB Jason Snelling recovered the loose ball along the sidelines. Threatening to tie the game or take the lead at the SF 11–yd. line, Matt Ryan's pass was deflected in the air by CB Tramaine Brock and intercepted by LB NaVorro Bowman, who returned the pick 89 yds. for the touchdown, making the score 34–24. It marked the longest INT return by a LB in franchise history. On the ensuing possession, Matt Ryan threw a last–second hail mary that was intercepted by Tramaine Brock for his team–leading 5th interception of the season.

**NOTES:** The **49ers** clinched a berth in the playoffs for the third consecutive year under head coach **Jim Harbaugh**. He became the first coach in franchise history to lead the 49ers to the playoffs in each of their first three seasons... **Harbaugh** registered his 35th regular season victory in his third season at the helm for the 49ers, the 2nd most wins by a head coach in his first three seasons in NFL History... The **49ers** improved their all–time record at Candlestick Park to 205–124–2, the most wins by a team in its current stadium... The **49ers** notched their 45th win on *Monday Night Football*, which is the most in NFL history. San Francisco also improved to 3–1 all–time against the Falcons in games on Monday night... The **49ers** extended their current winning streak to 5 games, becoming the only team in the NFL to sustain two separate winning streaks of at least 5 games this season. It marks the first time the 49ers have tallied two 5–game winning streaks in the same season since 1992, and only the 6th time they have accomplished that feat in franchise history. San Francisco's current 5–game winning streak is the longest active winning streak in the NFL... The **49ers** won their 7th consecutive regular season home finale... The **49ers** have scored 30–or–more points in 8 games this season, the most by the team since 1998 (10 games)... Late in the 4th qtr., LB **NaVorro Bowman** picked off Falcons QB Matt Ryan and returned it 89 yds. for a TD to seal the victory. It marked the longest INT return by a LB in franchise history. LB Patrick Willis held the previous record with a 86–yd. INT return for a TD at Sea. (9/14/08)... RB **Frank Gore** had 21 carries for 97 yds. and 1 TD. Gore now has 9 rushing TDs on the season and 60 for his career... With 72. Rec. yds. vs. Atl., **Boldin** finished the game with 1,030 rec. yds. on the season, marking his 6th 1,000–yd. season in his career and first since 2009... With RB **Frank Gore** (1,114) and WR **Anquan Boldin** (1,030), it marks the first time the 49ers have had back–to–back seasons with a 1,000–yd. rusher and a 1,000–yd. receiver in each season since 2000–01... With 1 rec. TD against Atl., **Boldin** now has registered 9 rec. TDs on *Monday Night Football* during his career, the most among all active players... With 51 yds. rushing on the night, QB **Colin Kaepernick** became just the 3rd QB in franchise history to rush for 500 yds. in a season... WR **Michael Crabtree** registered his first 100–yd. game of the season, 8th of his career, tallying 5 receipts. for 102 yds... K **Phil Dawson** has made 26 consecutive FGs, the longest streak of consecutive FGs made in 49ers franchise history, going 2 for 2 against the Falcons.

	1st	2nd	3rd	4th	Pts
<b>Atlanta</b>	0	10	0	14	24
<b>San Francisco</b>	3	0	10	21	34

- SF** – P. Dawson, 49 FG (8–37, 3:39)
- ATL** – S. Jackson, 2 run (M. Bryant) (7–80, 4:25)
- ATL** – M. Bryant, 35 FG (9–30, 1:36)
- SF** – A. Boldin, 10 pass from C. Kaepernick (10–42, 4:21)
- SF** – P. Dawson, 30 FG (11–68, 6:13)
- SF** – C. Kaepernick, 4 run (P. Dawson) (9–61, 4:38)
- ATL** – R. White, 39 pass from M. Ryan (M. Bryant) (7–69, 4:00)
- SF** – F. Gore, 1 run (6–76, 3:30)
- ATL** – T. Gonzalez, 2 pass from M. Ryan (11–80, 2:55)
- SF** – N. Bowman, 89 INT return (P. Dawson)

<b>TEAM STATISTICS</b>	<b>ATL</b>	<b>SF</b>
First Downs	25	20
Net Yards Gained	402	379
Rushes/Yards	20/61	30/199
Net Yards Passing	341	180
Att/Comp/INT	48/37/2	21/13/0
Sacked/Yards Lost	1/7	3/17
Punts/Average	5/48.8	3/52.0
Fumbles/Lost	0/0	0/0
Penalties/Yards	5/37	7/45
Time of Possession	30:28	29:32
3rd Down Efficiency	8/15 (53%)	4/9 (44%)

**RUSHING: 49ERS** – F. Gore 21–97–1, C. Kaepernick 6–51–1, K. Hunter 3–51... **FALCONS** – S. Jackson –16–53, J. Rodgers 3–10, J. Snelling 1–(–2).

**RECEIVING: 49ERS** – A. Boldin 6–72–1, M. Crabtree 5–102, K. Osgood 1–17, F. Gore 1–6... **FALCONS** – R. White 12–141–1, T. Gonzalez 8–63–1, H. Douglas 5–46, Dr. Davis 3–70, J. Rodgers 3–15, J. Snelling 3–15, S. Jackson 2–(–4), P. DiMarco 1–2.

**PASSING: 49ERS** – C. Kaepernick 21–13–197–0–1 TDs... **FALCONS** – M. Ryan 48–37–348–2–2 TDs.

**INTs: 49ERS** – N. Bowman 1–89–1, T. Brock 1–0... **FALCONS** – None.

**SACKS: 49ERS** – J. Smith 1.0... **FALCONS** – S. Nicholas 1.0, C. Peters 1.0, J. Massaquoi 1.0.

**49ERS TURNOVER RATIO: +2** (0 fumble, 0 INT/0 fumble, 2 INT).

**Weather:** Clear  
**Temperature:** 60 degrees  
**Wind:** 0 mph  
**Playing Surface:** Grass  
**Time:** 3:06  
**Attendance:** 69,732





**SUNDAY, DECEMBER 29**  
**SAN FRANCISCO 23, ARIZONA 20**  
**UNIVERSITY OF PHOENIX STADIUM**



The 49ers defeated the Arizona Cardinals 23–20 and earned the fifth seed in the playoffs. After forcing a three–and–out by the Cardinals on the first drive, the 49ers put together an 8–play, 53–yd. drive that was capped off with a 27–yd. FG by K Phil Dawson to take an early 3–0 lead. Niners LB NaVorro Bowman intercepted Arizona QB Carson Palmer on the ensuing possession to set up a 4–yd. TD pass from QB Colin Kaepernick to WR Anquan Boldin six plays later, extending the lead to 10–0. The Cardinals then missed an opportunity to get on the scoreboard when K Jay Feely missed the 37–yd. FG att. wide right. On the ensuing possession, the 49ers drove 72 yds. in four plays, including a 4–yd. TD pass from Kaepernick to TE Vernon Davis. The key play on the drive was a 63–yd. catch–and–run by Boldin. Following two punts by both teams, the Cardinals had a 10–play, 88–yd. drive that was capped off with a 1–yd. TD pass from Palmer to TE Jake Ballard with 4:50 remaining in the first half. The score remained 17–7 heading into halftime and throughout the 3rd qtr. With 14:47 left in the game, Cardinals K Jay Feely converted a 49–yd. FG att. to cap off an 11–play, 54–yd. drive, making the score 17–10. Arizona tied the game at 17–17 when Palmer found WR Andre Roberts in the end zone for a 34–yd. TD pass with 3:28 remaining in the game. On the ensuing possession, the Niners drove 41–yds. on seven plays and K Phil Dawson made a 56–yd. FG, tying his career long, to give San Francisco a 20–17 lead. The Cardinals then tied the game at 20–20 when Feely made a 44–yd. FG with just 29 seconds remaining. The 49ers used a 41–yd. kickoff return by RB LaMichael James and lengthy passes to Boldin (18 yds.) and WR Quinton Patton (29 yds.) to set up the game–winning 40–yd. FG by Dawson as time expired.

**NOTES:** The **49ers** improved to 17–7 on the road since head coach Jim Harbaugh took over in 2011. The 49ers .708 win percentage is t–1st in the NFL during that span...The **49ers** improved their all–time record against Arz. to 28–17, and 12–9 against the Cardinals on the road...It marks the **49ers** 4th straight win against the Cardinals, including 9 out of the last 10 matchups...**San Francisco** swept the season series against Arz. for the 4th time in the last 5 seasons...According to the Elias Sports Bureau, the **49ers** scored 129 points off of turnovers this season, the third–most by the team since 1986 (150 in 1986; 139 in 1997)...The **49ers** scored 17 points in the 1st qtr., marking the most points scored by the team in the 1st qtr. since 10/27/02 (17 points vs. Arz.)...WR **Anquan Boldin** registered 9 receipts. for 149 yds. and 1 TD. Boldin now has 7 rec. TDs on the season and 65 career rec. TDs. This marks the 35th career 100–yd. rec. game for Boldin, which is the 6th most among all active players...**Boldin** registered 6 receipts. for 106 yds. and 1 TD in the 1st qtr., marking just the third time in his career he notched 100 yds. or more in a qtr. [134 at Det. (9/7/03 – 3rd qtr.); 117 vs. Arz. (10/30/11 – 3rd qtr.)]...**Boldin's** 6 receipts. in the 1st qtr. tied his career high for most receipts. in any quarter [6 receipts. at NYJ (9/28/08 – 4th qtr.); 6 receipts. vs. StL (12/27/09 – 2nd qtr.); 6 receipts. vs. Cle. (9/27/12 – 3rd qtr.)]...**Boldin's** 63–yd. receipt. was his longest since 9/14/08 (79t vs. Mia.)...With 45 rec. yds. against the Cardinals, TE **Vernon Davis** (5,201) passed TE Brent Jones (5,195) for the most career rec. yds. by a TE in franchise history. He also moved into 7th place on the 49ers all–time rec. yds. list...**Davis** notched his 13th TD of the season on a 3–yd. TD pass from QB **Colin Kaepernick**, tying his career–high (13 TDs in 2009)...With 53 career TD receipts., **Davis** is now t–6th in NFL history for the most TDs by a tight end (Dallas Clark – 53)...LB **NaVorro Bowman** picked off Cardinals QB Carson Palmer, marking his 2nd INT of the season and 3rd of his career. The INT led to a 4–yd. TD pass from QB **Colin Kaepernick** to WR **Anquan Boldin**...**Bowman** notched his 4th FF of the season, 5th of his career, stripping the ball from Cardinals RB Rashard Mendenhall. He also recovered the loose ball, marking his 2nd FR of the season, 5th of his career...**Bowman** is just the 2nd player in the NFL this season and the first 49er since 2009 to register 1 INT, 1 FF and 1 FR in the same game [Ind. LB Jerrell Freeman vs. KC (12/22/13); CB Dre Bly vs. Det. (12/27/09)]...QB **Colin Kaepernick** notched his second–career 300+ yd. passing performance as he went 21 of 34 for 310 yds., 2 TDs and a quarterback rating of 111.2...With 24 yds. rushing on 4 atts., **Kaepernick** finished with 524 yds. on the ground during the season which is the 2nd most by a quarterback in franchise history...**Kaepernick** became the first 49ers QB to throw 20 TD passes in a season since 2002 (QB Jeff Garcia – 21)...K **Phil Dawson** nailed 2 FGs (56, 40) in the final two minutes of the game to give the 49ers the 23–20 win...**Dawson** made 27 consecutive FGs, the longest streak of consecutive FGs made in 49ers franchise history...With 3 FGs made against the Cardinals, **Dawson** finished the regular season with the 2nd most made FGs in franchise history...With 140 points scored this season, **Dawson** finished the 2013 regular season with the 2nd most points scored in 49ers franchise history.

	1st	2nd	3rd	4th	Pts
<b>San Francisco</b>	17	0	0	6	23
<b>Arizona</b>	0	7	0	13	20

- SF** – P. Dawson, 27 FG (8–53, 2:55)
- SF** – A. Boldin, 4 pass from C. Kaepernick (P. Dawson) (5–22, 1:15)
- SF** – V. Davis, 3 pass from C. Kaepernick (P. Dawson) (4–72, 2:23)
- ARZ** – J. Ballard, 1 pass from C. Palmer (J. Feely) (10–88, 5:44)
- ARZ** – J. Feely, 49 FG (11–54, 4:09)
- ARZ** – A. Roberts, 34 pass from C. Palmer (J. Feely) (5–60, 2:28)
- SF** – P. Dawson, 56 FG (7–41, 1:35)
- ARZ** – J. Feely, 43 FG (8–55, 1:16)
- SF** – P. Dawson, 40 FG (3–42, 0:29)

<b>TEAM STATISTICS</b>	<b>SF</b>	<b>ARZ</b>
First Downs	19	19
Net Yards Gained	375	482
Rushes/Yards	23/83	22/83
Net Yards Passing	292	399
Att/Comp/INT	34/21/0	49/28/1
Sacked/Yards Lost	2/18	1/8
Punts/Average	6/43.0	3/49.3
Fumbles/Lost	0/0	1/1
Penalties/Yards	4/20	3/30
Time of Possession	27:40	32:20
3rd Down Efficiency	3/13 (28%)	4/15 (27%)

**RUSHING: 49ERS** – Q. Patton 1–26, C. Kaepernick 4–24, F. Gore 13–14, K. Hunter 2–13, A. Boldin 1–11, A. Dixon 2–(–5)...**CARDINALS** – R. Mendenhall 10–47, A. Ellington 9–30, S. Taylor 2–7, C. Palmer 1–(–1).

**RECEIVING: 49ERS** – A. Boldin 9–149–1, V. Davis 3–45–1, M. Crabtree 3–29, Q. Patton 2–34, A. Dixon 2–27, J. Staley 1–14, L. James 1–12...**CARDINALS** – L. Fitzgerald 6–113, M. Floyd 6–91, R. Housler 5–78, A. Roberts 3–74–1, A. Ellington 3–12, R. Mendenhall 2–13, J. Dray 1–18, S. Taylor 1–7, J. Ballard 1–1–1.

**PASSING: 49ERS** – C. Kaepernick 34–21–310–0–2 TDs...**CARDINALS** – C. Palmer 49–28–407–1–2 TDs.

**INTs: 49ERS** – N. Bowman 1–4...**CARDINALS** – None.

**SACKS: 49ERS** – N. Bowman 1.0...**CARDINALS** – C. Campbell 1.0, D. Williams 1.0.

**49ERS TURNOVER RATIO:** +2 (0 fumbles, 0 INT/1 fumble, 1 INT).

**Weather:** Sunny  
**Temperature:** 64 degrees  
**Wind:** N 5 mph  
**Playing Surface:** Grass  
**Time:** 3:17  
**Attendance:** 63,570





**SUNDAY, JANUARY 5**  
**SAN FRANCISCO 23, GREEN BAY 20**  
**LAMBEAU FIELD - NFC WILD CARD**



The 49ers defeated the Green Bay Packers, 23–20, in the NFC Wild Card round of the NFL playoffs. The game went down as one of the coldest games in NFL history, with a kickoff temperature of 5 degrees and a wind chill of –10. The 49ers won the coin toss and deferred to the second half. The 49ers defense forced a three–and–out by the Packers on their opening series of the game. QB Colin Kaepernick and the 49ers offense drove 69 yds. in 13 plays as K Phil Dawson made a 22–yd. FG to give San Francisco an early 3–0 lead. The Niners then forced another three–and–out by Green Bay. On the ensuing possession, Dawson made a 25–yd. FG to cap off an 11–play, 42–yd. drive, making the score 6–0 with 2:20 remaining in the 1st qtr. Two possessions later, the Packers took a 7–6 lead when QB Aaron Rodgers completed a 5–yd. TD pass to WR Jordy Nelson to cap off a 14–play, 70–yd. drive. San Francisco responded with a 5–play, 68–yd. drive, including a 42–yd. run by Kaepernick, setting up a 10–yd TD run by RB Frank Gore two plays later to regain the lead 13–7. On the ensuing possession, the Packers got a 34–yd. FG by K Mason Crosby as time expired, making the scoring 13–10 at halftime. The second half began with the teams exchanging multiple punts as neither team was able to put points on the board in the third quarter. FB John Kuhn ended the scoring draught for Green Bay, putting the Packers on top 17–13 early in the 4th quarter. The 49ers responded immediately with a 4–play, 63–yd. drive as Kaepernick connected with TE Vernon Davis for a 28–yd. TD pass to regain the lead 20–17 with 10:37 remaining. The Packers countered with an 11–play, 61–yd. drive as K Mason Crosby tied the score at 20–20 with a 24–yd. FG. With 5:06 remaining, the 49ers were able to hold onto the ball for the rest of the game, picking up five first downs en route to the GB 15–yd. line where K Phil Dawson connected on a game–winning 33–yd. FG as time expired.

**NOTES:** Since 1970, only 9 franchises have won 13–or–more games, including the playoffs, in at least three consecutive seasons. The **49ers** (13–4) accomplished that feat for the third time in franchise history, the only franchise in the NFL to do so more than once (1996–98; 1987–90; 2011–2013)...The **49ers** improved their all–time record to 29–19 (.604) in the postseason. San Francisco's 29 playoff wins are the 4th most in NFL History, and their .596 win percentage is 3rd among teams with 25+ playoff games...The **49ers** won their fourth straight against Green Bay, including the last two times the teams have met in the playoffs. San Francisco also improved to 2–1 against the Packers in the Wild Card round, and 4–2 all–time in that round...The **49ers** played in their 42nd playoff game since 1980, the most in the NFL during that span...Since the merger in 1970, **Harbaugh** became the first coach to win 13–or–more games, including the playoffs, in his first three seasons as a head coach [2011: 14–4; 2012: 13–5–1; 2013: 13–4]...**Harbaugh** improved his postseason record as a head coach to 4–2 overall, and 2–0 on the road...The **49ers offense** converted 50 pct. (6 of 12) of their 3rd–down attempts, including going 4 for 4 on 3rd down in the 4th qtr...QB **Colin Kaepernick** completed 16 of 30 for 227 yds. and 1 TD. He also rushed for 98 yds. on 7 carries (14.0 avg)..With 98 rushing yds. against GB, Kaepernick (362 yds.) moved into 5th place in franchise history for the most rushing yds. in the postseason...TE **Vernon Davis** hauled in his 6th career postseason TD on a 28–yd. TD pass from QB **Colin Kaepernick**. Davis is now t–2nd in NFL postseason history for the most TD receipts. by a TE...Including the postseason, **Davis** has registered a TD in six of seven games against GB...**Gore** ranks 3rd in franchise history with 548 career rushing yds. in the postseason...With 1 rushing TD, **Gore** moved into a tie with William Floyd for the 4th most postseason rushing TDs in 49ers franchise history...WR **Michael Crabtree** hauled in 8 receipts. for a postseason career–high 125 yds., marking his 3rd career 100–yd. game in the postseason...K **Phil Dawson** connected on 3 of 3 FGAs, including the game–winning 33–yd. FG as time expired...The **49ers defense** applied pressure to Packers QB Aaron Rodgers all game and registered 4.0 sacks...LB **Ahmad Brooks** sacked Rodgers twice and registered a FF, giving him 4.0 career postseason sacks and his first career postseason FF. This marked Brooks' first multi–sack game in the postseason...LB **Aldon Smith** notched 1.5 sacks on the day, setting a new career–postseason high. He now has 3.5 career postseason sacks...DT **Ray McDonald** combined with **Smith** on a sack of Rodgers. McDonald now has 4.0 career postseason sacks.

	1st	2nd	3rd	4th	Pts
<b>San Francisco</b>	6	7	0	10	23
<b>Green Bay</b>	0	10	0	10	20

- SF** – P. Dawson, 22 FG (13–69, 4:28)
- SF** – P. Dawson, 25 FG (11–42, 4:49)
- GB** – J. Nelson, 5 pass from A. Rodgers (M. Crosby) (14–70, 7:18)
- SF** – F. Gore, 5 run (P. Dawson) (5–68, 3:02)
- GB** – M. Crosby, 34 FG (9–59, 2:48)
- GB** – J. Kuhn, 1 run (M. Crosby) (12–80, 6:13)
- SF** – V. Davis, 28 pass from C. Kaepernick (P. Dawson) (4–63, 1:35)
- GB** – M. Crosby, 24 FG (11–61, 5:25)
- SF** – P. Dawson, 33 FG (14–65, 5:06)

<b>TEAM STATISTICS</b>	<b>SF</b>	<b>GB</b>
First Downs	22	18
Net Yards Gained	381	281
Rushes/Yards	30/167	31/124
Net Yards Passing	214	157
Att/Comp/INT	30/16/1	26/17/0
Sacked/Yards Lost	3/13	4/10
Punts/Average	3/36.7	5/39.4
Fumbles/Lost	1/0	2/0
Penalties/Yards	2/10	3/20
Time of Possession	29:06	30:54
3rd Down Efficiency	6/12 (50%)	3/11 (27%)

**RUSHING: 49ERS** – C. Kaepernick 7–98, F. Gore 20–66–1, K. Hunter 2–4, Q. Patton 1–(–1)... **PACKERS** – E. Lacy 21–81, J. Starks 5–29, A. Rodgers 2–11, J. Kuhn 2–2–1, R. Cobb 1–1.

**RECEIVING: 49ERS** – M. Crabtree 8–125, A. Boldin 3–38, V. Davis 2–37–1, F. Gore 1–11, A. Dixon 1–10, G. Celek 1–6... **PACKERS** – J. Nelson 7–62–1, R. Cobb 2–51, J. Jones 2–20, J. Kuhn 2–16, E. Lacy 2–7, J. Starks 1–13, A. Quarless 1–8.

**PASSING: 49ERS** – C. Kaepernick 30–16–227–1–1 TDs... **PACKERS** – A. Rodgers 26–17–177–0–1 TDs.

**INTs: 49ERS** – None... **PACKERS** – T. Williams 1–17.

**SACKS: 49ERS** – A. Brooks 2.0, A. Smith 1.5, R. McDonald 1.5... **PACKERS** – B. Jones 1.0, N. Perry 1.0, M. Daniels.

**49ERS TURNOVER RATIO:** –1 (0 fumbles, 1 INT/0 fumble, 0 INT).

**Weather:** Mostly Cloudy  
**Temperature:** 5 degrees  
**Wind:** NW 10 mph  
**Playing Surface:** Grass  
**Time:** 3:06  
**Attendance:** 77,525





**SUNDAY, JANUARY 12**  
**SAN FRANCISCO 23, CAROLINA 10**  
**BANK OF AMERICA STADIUM - NFC DIVISIONAL ROUND**



The 49ers defeated the Carolina Panthers, 23–10, at Bank of America Stadium and advanced to the NFC Championship Game for the third consecutive year. The 49ers received the opening kickoff and drove 49 yds. in 13 plays as K Phil Dawson connected on a 49–yd. FG to give San Francisco an early 3–0 lead. On the fifth play of the ensuing drive, Panthers QB Cam Newton's pass was deflected into the air and intercepted by LB Patrick Willis. San Francisco turned the takeaway into points when Dawson made a 33–yd. FG with 4:38 remaining in the 1st qtr. The Panthers put together an 8–play, 65–yd. drive before the 49ers made a spectacular goal–line stand and forced a turnover on downs at the SF 1–yd. line. On the first play following a San Francisco punt, Cam Newton found WR Steve Smith in the end zone for a 31–yd. TD pass to give Carolina a 7–6 lead. On the Panthers next possession, they drove 73 yds. in 13 plays and K Graham Gano made a 24–yd. FG to extend their lead to 10–6. San Francisco then engineered a 12–play, 80–yd. drive and TE Vernon Davis caught a 1–yd. TD pass from QB Colin Kaepernick with just 5 seconds remaining in the first half. The teams went into the locker rooms at halftime with the 49ers leading 13–10. The 49ers forced a three–and–out on the opening possession of the first half. On the ensuing possession, Kaepernick completed 2 of 2 pass atts. to WR Anquan Boldin for 61 yds. and scored on a 4–yd. TD run to extend the Niners lead to 20–10. The 49ers extended the lead to 23–10 on their next possession when Dawson made a 34–yd. FG to cap off a 13–play, 73–yd. drive. With 4:34 remaining in the game, 49ers S Donte Whitner intercepted a pass by Cam Newton at the SF 9–yd. line and San Francisco proceeded to run down the clock before turning the ball over on downs with just 12 seconds remaining. Carolina then came up empty handed in their last–ditch effort to add points to the scoreboard.

**NOTES:** **Jim Harbaugh** became the first head coach since the merger in 1970 to lead his team to a conference championship in his each of his first three seasons... **Harbaugh** improved his postseason record as a head coach to 5–2 overall, which is tied for the 2nd most playoff wins by a head coach in their first three seasons in NFL history [Joe Gibbs, Was. – 6; Brian Billick, Bal. – 5; Barry Switzer, Dal. – 5]... **Harbaugh** also became just the 4th coach in NFL history to win his first three road playoff games [Raymond Berry, NE; Brian Billick, Bal.; John Fox, Car.]... The **49ers** improved their all–time record to 30–19 (.612) in the postseason. San Francisco's 30 playoff wins are tied for the 3rd most in NFL History, and their .612 win percentage is tied for the best in NFL history among teams with 25+ playoff games... The **49ers** improved their overall record to 15–7 in the Divisional round of the playoffs, and 2–4 all–time on the road in that round. The last time San Francisco won a divisional playoff game on the road before today was in a 17–14 victory at Min. (12/27/70)... The **49ers** played in their 43rd playoff game since 1980, the most in the NFL during that span... The **49ers** won back–to–back road playoff games in the same postseason for the first time in franchise history... The **49ers** advanced to their 13th Conference Championship Game since 1980, which is the most in the NFL during that span... With the win against the Panthers, QB **Colin Kaepernick** becomes just the 4th QB in NFL history to win each of his first three playoff starts on the road [Jake Delhomme, Car.; Tony Eason, NE; Ben Roethlisberger, Pit.]... **Kaepernick** completed 15 of 28 passes for 196 yds. with 1 TD and a passer rating of 87.8. He also added 8 carries for 15 yds. and 1 TD... **Kaepernick** registered his 1st rushing TD this postseason, 4th of his postseason career, on a 4–yd. TD run... **Kaepernick** now ranks 4–5 in franchise history for the most career postseason rushing TDs... WR **Anquan Boldin** tallied his 4th career 100–yd. game in the postseason, hauling 8 recpts. for 136 yds. (17.0 avg.)... The **49ers** have now had at least one 100–yd. receiver in each of the 7 postseason games under head coach **Jim Harbaugh**... RB **Frank Gore** had 17 carries for 84 yds. (4.9 avg.), including a 39–yd. run in the 4th qtr. Gore has now rushed for 632 yds. in the postseason, ranking 2nd in franchise history for the most rushing yds. in the postseason... TE **Vernon Davis** hauled in his 2nd TD this postseason, 7th career postseason TD, on a 1–yd TD pass from QB **Colin Kaepernick**... **Davis'** 7 career postseason TDs ranks 1–1st among all tight ends in NFL postseason history... LB **Ahmad Brooks** notched 2.5 sacks on the day, setting his postseason career–high [2.0 sacks at GB (1/5/14 – NFC–WC)]... With 6.5 career postseason sacks, **Brooks** now ranks 1–2nd in franchise history for the most career postseason sacks... LB **NaVorro Bowman** recorded his first sack of the postseason as he sacked Newton... LB **Dan Skuta** tallied his first career postseason sack, bringing down Newton in the 4th qtr... DT **Tony Jerod–Eddie** combined with **Brooks** on a sack of Newton. It marked Jerod–Eddie's first postseason sack... LB **Patrick Willis** recorded his first–career postseason INT, picking off Newton. The takeaway led to a 33–yd. FG by K **Phil Dawson**.

	1st	2nd	3rd	4th	Pts
San Francisco	6	7	7	3	23
Carolina	0	10	0	0	10

**SF** – P. Dawson, 49 FG (13–49, 5:48)  
**SF** – P. Dawson, 33 FG (6–31, 1:45)  
**CAR** – S. Smith, 31 pass from C. Newton (G. Gano) (1–31, 0:07)  
**CAR** – G. Gano, 24 FG (13–73, 8:59)  
**SF** – V. Davis, 1 pass from C. Kaepernick (P. Dawson) (12–80, 3:36)  
**SF** – C. Kaepernick, 4 run (P. Dawson) (8–77, 4:32)  
**SF** – P. Dawson, 34 FG (13–73, 7:58)

TEAM STATISTICS	SF	CAR
First Downs	21	18
Net Yards Gained	315	325
Rushes/Yards	34/126	24/93
Net Yards Passing	189	232
Att/Comp/INT	30/15/0	25/16/2
Sacked/Yards Lost	1/7	5/35
Punts/Average	2/47.5	2/42.0
Fumbles/Lost	1/0	0/0
Penalties/Yards	5/40	8/73
Time of Possession	29:55	30:05
3rd Down Efficiency	6/14 (33%)	6/10 (60%)

**RUSHING: 49ERS** – F. Gore 17–84, K. Hunter 9–27, C. Kaepernick 8–15–1... **PANTHERS** – C. Newton 10–54, M. Tolbert 8–20, D. Williams 5–13, B. LaFell 1–6.

**RECEIVING: 49ERS** – A. Boldin 8–136, M. Crabtree 3–26, Q. Patton 1–23, F. Gore 1–8, W. Tukuafu 1–2, V. Davis 1–1–1... **PANTHERS** – T. Ginn 4–104, S. Smith 4–74–1, G. Olsen 4–55, B. LaFell 4–34.

**PASSING: 49ERS** – C. Kaepernick 28–15–196–0–1 TDs, A. Boldin 1–0–0–0–0 TDs, A. Lee 1–0–0–0–0 TDs... **PANTHERS** – C. Newton 25–16–267–2–1 TDs.

**INTs: 49ERS** – D. Whitner 1–18, P. Willis 1–(–1)... **PANTHERS** – None.

**SACKS: 49ERS** – A. Brooks 2.5, N. Bowman 1.0, D. Skuta 1.0, T. Jerod–Eddie 0.5... **PANTHERS** – L. Kuechly 1.0.

**49ERS TURNOVER RATIO:** +2 (0 fumbles, 0 INT/0 fumble, 2 INT).

**Weather:** Sunny  
**Temperature:** 54 degrees  
**Wind:** W 8 mph  
**Playing Surface:** Grass  
**Time:** 2:59  
**Attendance:** 73,784





**SUNDAY, JANUARY 19**  
**SAN FRANCISCO 17, SEATTLE 23**  
**CENTURYLINK FIELD - NFC CHAMPIONSHIP**



The 49ers dropped a hard-fought battle with the Seahawks in the NFC Championship Game, 23–17. On the first play of the game, 49ers LB Aldon Smith sacked Seahawks QB Russell Wilson, forcing and recovering a fumble. The takeaway led to a 25–yd. FG by K Phil Dawson to give San Francisco an early 3–0 lead. After a punt by each team, the 49ers engineered an 8–play, 86–yd. drive, including a 58–yd. run by QB Colin Kaepernick, which was capped off with a 1–yd. TD run by RB Anthony Dixon. Kaepernick's 58–yd. rush is the longest run by a quarterback in NFL postseason history. On the ensuing possession, the Seahawks drove 62 yds. in 9 plays and K Steven Hauschka connected on a 32–yd. FG with 5:47 remaining in the first half to make the score 10–3. With neither side able to score on their final possession of the 2nd qtr., the teams entered the locker rooms at halftime with a score of 10–3. The 49ers punted on the opening series of the second half. Seattle then drove 60 yds. in 4 plays, including a 40–yd. TD run by RB Marshawn Lynch, to tie the game at 10–10. San Francisco responded with a 6–play, 83–yd. drive that was capped off with a 26–yd. TD pass from Kaepernick to WR Anquan Boldin, giving the Niners a 17–10 lead. Seahawks WR Doug Baldwin took the ensuing kickoff 69 yds., which set up a 40–yd. FG six plays later to make the score 17–13 with 3:55 remaining in the 3rd qtr. Following a punt by the 49ers, Seattle put together an 8–play, 62–yd. drive that resulted in points when QB Russell Wilson found WR Jermaine Kearse in the end zone for a 35–yd. TD pass to give Seattle a 20–17 lead. Following a turnover on each of the next three series, Seahawks K Steven Hauschka made the score 23–17 with 3:37 remaining in the game by connecting on a 47–yd. FG. San Francisco proceeded to drive down the field before Kaepernick's pass intended for WR Michael Crabtree in the corner of the end zone was deflected and intercepted.

**NOTES:** QB **Colin Kaepernick** registered his 2nd career 100–yd. rushing performance in the postseason, rushing for 130 yds. on 11 carries (11.8 avg.). He becomes the first QB in NFL postseason history to have 2, 100–yd. rushing games [181 yds. rushing vs. GB (NFC–D) (1/12/13)]...**Kaepernick** has rushed for 507 yds. in the postseason, the 2nd–most rushing yds. by a quarterback in NFL postseason history...**Kaepernick** now holds 3 of the top 5 postseason single game rushing marks by a QB...**Kaepernick's** 58–yd. run was the longest by run by a QB in NFL postseason history. It also marked the longest of his career, regular season and postseason. His previous long was a 56–yd. TD run vs. GB (NFC–D) (1/12/13)...The **49ers defense** registered 4 sacks on Seahawks QB Russell Wilson...On the first play of the game, LB **Aldon Smith** sacked Seahawks QB Russell Wilson, stripped the ball and recovered the fumble. The takeaway led to a 25–yd. FG by K **Phil Dawson**...**Smith** finished the day with 2.0 sacks, setting a new postseason career–high...LB **NaVorro Bowman** tallied his 2nd sack of the postseason as he brought down Wilson. Bowman now has 2.5 career postseason sacks...LB **Dan Skuta** sacked Wilson for his 2nd sack of the postseason...RB Anthony Dixon registered his 2nd career postseason TD, 1st this postseason, on a 1–yd. TD run...WR **Anquan Boldin** hauled in his 1st TD this postseason, 8th postseason TD of his career, on a 26–yd. TD pass from QB **Colin Kaepernick**. He finished the day with 5 recpts. for 53 yds. and 1 TD.

	1st	2nd	3rd	4th	Pts
<b>San Francisco</b>	3	7	7	0	17
<b>Seattle</b>	0	3	10	10	23

- SF – P. Dawson, 25 FG (4–8, 2:05)
- SF – A. Dixon, 1 run (P. Dawson) (9–86, 4:46)
- SEA – S. Hauschka, 32 FG (9–62, 4:16)
- SEA – M. Lynch, 40 run (S. Hauschka) (4–60, 2:15)
- SF – A. Boldin, 26 pass from C. Kaepernick (P. Dawson) (6–83, 3:22)
- SEA – S. Hauschka, 40 FG (5–11, 2:34)
- SEA – J. Kearse, 35 pass from R. Wilson (S. Hauschka) (8–62, 4:03)
- SEA – S. Hauschka, 47 FG (7–11, 4:00)

TEAM STATISTICS	SF	SEA
First Downs	16	14
Net Yards Gained	308	308
Rushes/Yards	28/161	29/115
Net Yards Passing	147	193
Att/Comp/INT	24/14/2	25/16/0
Sacked/Yards Lost	2/6	4/22
Punts/Average	4/42.0	2/45.5
Fumbles/Lost	3/1	3/1
Penalties/Yards	7/65	8/66
Time of Possession	28:32	31:28
3rd Down Efficiency	3/11 (27%)	5/14 (36%)

**RUSHING: 49ERS** – C. Kaepernick 11–130, K. Hunter 3–16, F. Gore 11–14, A. Dixon 2–1–1, L. James 1–0... **SEAHAWKS** – M. Lynch 22–109, R. Turbin 2–6, R. Wilson 5–0.

**RECEIVING: 49ERS** – A. Boldin 5–53–1, M. Crabtree 4–52, V. Davis 2–16, F. Gore 1–17, V. McDonald 1–13, Q. Patton 1–2... **SEAHAWKS** – D. Baldwin 6–106, G. Tate 4–31, Z. Miller 3–25, J. Kearse 2–44, R. Turbin 1–9.

**PASSING: 49ERS** – C. Kaepernick 24–14–153–2–1 TDs... **SEAHAWKS** – R. Wilson 25–16–215–0–1 TDs.

**INTs: 49ERS** – None... **SEAHAWKS** – K. Chancellor 1–0, M. Smith 1–0.

**SACKS: 49ERS** – A. Smith 2.0, N. Bowman 1.0, D. Skuta 1.0... **SEAHAWKS** – M. Bennett 1.0, C. Avril 1.0.

**49ERS TURNOVER RATIO:** –2 (1 fumbles, 0 INT/1 fumble, 2 INT).

**Weather:** Cloudy  
**Temperature:** 43 degrees  
**Wind:** NE 1 mph  
**Playing Surface:** FieldTurf  
**Time:** 3:11  
**Attendance:** 68,454





# ALL-TIME REGULAR SEASON SERVICE

## MOST SEASONS PLAYED

Player	Seasons
1. John Brodie (1957–1973)	17
2. Jerry Rice (1985–2000)	16
Jimmy Johnson (1961–1976)	16
4. Charlie Krueger (1959–1973)	15
Len Rohde (1960–1974)	15

## MOST CONSECUTIVE GAMES PLAYED

Player	Games
1. Brian Jennings (2000–2012)	208
Len Rohde (1960–1974)	208
3. Jerry Rice (1985–2000)	189
4. Leo Nomellini (1950–1963)	174

## MOST REGULAR SEASON GAMES PLAYED

Player	Pos	Years	Seasons	Games
1. Jerry Rice	WR	1985–2000	16	238
2. Jimmy Johnson	DB/HB	1961–1976	16	213
3. Brian Jennings	TE/LS	2000–2012	13	208
Bryant Young	DT	1994–2007	14	208
Len Rohde	T	1960–1974	15	208
6. John Brodie	QB	1957–1973	17	201
7. Charlie Krueger	DT	1959–1973	15	198
8. Keith Fahnhorst	T	1974–1987	14	193
9. Randy Cross	G/C	1976–1988	13	185
10. Jesse Sapolu	G/C	1983–1997	15	182

## MOST REGULAR SEASON GAMES PLAYED BY POSITION

Quarterbacks	Pos	Years	Seasons	Games
1. John Brodie	QB	1957–1973	17	201
2. Joe Montana	QB	1979–1992	14	167
3. Steve Young	QB	1987–1999	13	150
4. Y.A. Tittle	QB	1951–1960	10	112
5. Steve Spurrier	QB	1967–1975	9	92
6. Alex Smith	QB	2005–2012	8	80
7. Jeff Garcia	QB	1999–2003	5	74
8. Elvis Grbac	QB	1993–1996	4	43
9. Steve DeBerg	QB	1978–1980	3	39
Billy Kilmer	QB	1961–1966	6	39

Offensive Linemen	Pos	Years	Seasons	Games
1. Len Rohde	T	1960–1974	15	208
2. Keith Fahnhorst	T	1974–1987	14	193
3. Randy Cross	G/C	1976–1988	13	185
4. Jesse Sapolu	G/C	1983–1997	15	182
5. Steve Wallace	T	1986–1996	11	166
6. Bruce Bosley	C/G	1956–1968	13	163
7. John Ayers	G	1977–1986	10	148
8. Guy McIntyre	G	1984–1993	10	145
9. Fred Quillan	C	1978–1987	10	143
10. Harris Barton	T	1987–1996	10	138

WRs/TEs	Pos	Years	Seasons	Games
1. Jerry Rice	WR	1985–2000	16	238
2. Brian Jennings	TE/LS	2000–2012	13	208
3. Brent Jones	TE	1987–1997	11	143
4. Mike Wilson	WR	1981–1990	10	136
5. Dwight Clark	WR	1979–1987	9	134
6. Gene Washington	WR	1969–1977	9	124
7. Terrell Owens	WR	1996–2003	8	121
John Taylor	WR	1987–1995	9	121
9. <b>Vernon Davis</b>	<b>TE</b>	<b>2006–*</b>	<b>8</b>	<b>119</b>
10. Freddie Solomon	WR	1978–1985	8	114

Running Backs	Pos	Years	Seasons	Games
1. <b>Frank Gore</b>	<b>RB</b>	<b>2005–*</b>	<b>9</b>	<b>132</b>
2. Joe Perry	FB	1950–1963	12	131
3. Ken Willard	FB	1965–1973	9	125
4. Roger Craig	RB	1983–1990	8	121
5. Tom Rathman	FB	1986–1993	8	115
6. Fred Beasley	FB	1998–2005	8	114
7. Terry Jackson	RB	1999–2005	7	100
8. Hugh McElhenny	HB	1952–1960	9	97
J.D. Smith	HB	1956–1964	9	97
10. Dexter Carter	RB	1990–1996	7	90

Defensive Linemen	Pos	Years	Seasons	Games
1. Bryant Young	DT	1994–2007	14	208
2. Charlie Krueger	DT	1959–1973	15	198
3. Leo Nomellini	DT	1950–1963	14	174
4. Roland Lakes	DT	1961–1970	10	140
5. Cedrick Hardman	DE	1970–1979	10	139
6. Tommy Hart	DE	1968–1977	10	131
7. Isaac Sopoaga	DT	2005–2012	8	125
8. Michael Carter	NT	1984–1992	9	121
9. Dwaine Board	DE	1979–1988	10	117
10. Dennis Brown	DE	1990–1996	7	110

Linebackers	Pos	Years	Seasons	Games
1. Matt Hazeltine	LB	1955–1968	14	176
2. Keena Turner	LB	1980–1990	11	153
Dave Wilcox	LB	1964–1974	11	153
4. Frank Nunley	LB	1967–1976	10	137
5. Willie Harper	LB	1973–1983	11	134
Mike Walter	LB	1984–1993	10	134
7. Jeff Ulbrich	LB	2000–2009	10	120
8. Skip Vanderbundt	LB	1969–1977	9	119
9. Ken Norton	LB	1994–2000	7	112
10. <b>Patrick Willis</b>	<b>LB</b>	<b>2007–*</b>	<b>7</b>	<b>106</b>

Secondary	Pos	Years	Seasons	Games
1. Jimmy Johnson	DB/HB	1961–1976	16	213
2. Mel Phillips	DB	1966–1977	12	147
3. Ronnie Lott	S	1981–1990	10	129
4. Merton Hanks	S	1991–1998	8	125
5. Don Griffin	CB	1986–1993	8	114
6. Tim McDonald	S	1993–1999	7	111
7. Eric Wright	CB	1981–1990	10	110
8. Tarell Brown	CB	2007–2013	7	100
Bruce Taylor	CB	1970–1977	8	100
10. Shawntae Spencer	CB	2004–2011	8	98

Kickers	Pos	Years	Seasons	Games
1. Ray Wersching	K	1977–1987	11	155
2. Tommy Davis	K	1959–1969	11	138
3. Mike Cofer	K	1988–1993	6	96
4. Joe Nedney	K	2005–2010	6	86
5. Bruce Gossett	K	1970–1974	5	70

Punters	Pos	Years	Seasons	Games
1. <b>Andy Lee</b>	<b>P</b>	<b>2004–*</b>	<b>10</b>	<b>160</b>
2. Tom Wittum	P	1973–1977	5	70
3. Max Runager	P	1984–1988	5	59
4. Tommy Thompson	P	1995–1997	3	48
5. Barry Helton	P	1988–1990	3	47

# ALL-TIME REGULAR SEASON SCORING

## ALL-TIME LEADING SCORERS

Player	Years	Gms	TDs	Rsh	Rec	Ret	2-pt	PAT	FG	Pts
1. Jerry Rice	1985–2000	238	187	10	176	1	4	0/0	0/0	1,130
2. Ray Wersching	1977–1987	155	0	0	0	0	0	409/425	190/261	979
3. Tommy Davis	1959–1969	138	0	0	0	0	0	348/350	130/276	738
4. Mike Cofer	1988–1993	96	0	0	0	0	0	289/296	128/191	673
5. Gordy Soltau	1950–1958	107	25	0	25	0	0	284/303	70/139	644
6. Joe Nedney	2005–2010	86	0	0	0	0	0	154/154	129/149	541
7. Terrell Owens	1996–2003	121	83	2	81	0	2	0/0	0/0	502
8. Bruce Gossett	1970–1974	70	0	0	0	0	0	163/168	99/153	460
<b>9. Frank Gore</b>	<b>2005–*</b>	<b>132</b>	<b>71</b>	<b>60</b>	<b>10</b>	<b>1</b>	<b>1</b>	<b>0/0</b>	<b>0/0</b>	<b>428</b>
10. Roger Craig	1983–1990	121	66	50	16	0	0	0/0	0/0	396
11. Ken Willard	1965–1973	125	61	45	16	0	0	0/0	0/0	366
12. Gene Washington	1969–1977	124	59	0	59	0	0	0/0	0/0	354
13. Joe Perry	1950–1963	131	57	50	7	0	0	6/7	1/6	351
<b>14. Vernon Davis</b>	<b>2006–*</b>	<b>119</b>	<b>53</b>	<b>0</b>	<b>53</b>	<b>0</b>	<b>1</b>	<b>0/0</b>	<b>0/0</b>	<b>320</b>
15. Hugh McElhenny	1952–1960	97	51	35	15	1	0	0/0	0/0	306
16. David Akers	2011–2012	32	0	0	0	0	0	78/78	73/94	297
17. Billy Wilson	1951–1960	100	49	0	49	0	0	0/0	0/0	294
18. Dwight Clark	1979–1987	134	48	0	48	0	0	0/0	0/0	288
Freddie Solomon	1978–1985	114	48	3	43	2	0	0/0	0/0	288
20. Wade Richey	1998–2000	48	0	0	0	0	0	122/127	54/72	284

## MOST POINTS IN SINGLE SEASON

Player	Year	TDs	XPM	XPA	FGM	FGA	2pt	Pts
1. David Akers	2011	0	34	34	44	52	0	166
<b>2. Phil Dawson</b>	<b>2013</b>	<b>0</b>	<b>44</b>	<b>44</b>	<b>32</b>	<b>36</b>	<b>0</b>	<b>140</b>
3. Jerry Rice	1987	23	0	0	0	0	0	138
4. Mike Cofer	1989	0	49	51	29	36	0	136
5. David Akers	2012	0	44	44	29	42	0	131
Ray Wersching	1984	0	56	56	25	35	0	131
7. Jeff Wilkins	1996	0	40	40	30	34	0	130
8. Ray Wersching	1983	0	51	51	25	30	0	126
9. Gary Anderson	1997	0	38	38	29	36	0	125
10. Mike Cofer	1988	0	40	41	27	38	0	121
Joe Nedney	2008	0	34	34	29	33	0	121

Led NFL

Led Conference

+ NFL Record

## LONGEST FIELDS GOALS

Player	Game	Lg
1. David Akers	at GB (9/9/12)	63
<b>2. Phil Dawson</b>	<b>at Arz. (12/29/13)</b>	<b>56</b>
Joe Nedney	at StL (12/24/05)	56
Mike Cofer	at Atl. (10/14/90)	56
<b>5. Phil Dawson</b>	<b>at NO (11/17/13)</b>	<b>55</b>
David Akers	at Det. (10/16/11)	55
David Akers	vs. Dal. (9/18/11)	55
8. David Akers	at Sea. (12/23/12)	54
Steve Mike–Mayer	at LA Rams (11/9/75)	54
Bruce Gossett	vs. NO (10/21/73)	54
<b>11. Phil Dawson</b>	<b>vs. Car. (11/10/13)</b>	<b>53</b>
David Akers	at Sea. (12/24/11)	53
David Akers	at Cin. (9/25/11)	53
Joe Nedney	vs. Phi. (10/12/08)	53
Ray Wersching	at Det. (9/2/84)	53
Tommy Davis	at LA Rams (10/17/65)	53
Tommy Davis	vs. Chi. (10/4/64)	53

## ALL-TIME SCORING

Touchdowns by Rushing	969
Touchdowns by Receptions	1,346
Touchdowns by Interception Return	81
Touchdowns by Kickoff Return	21
Touchdowns by Punt Return	30
Fields Goals Made	1,142
Safeties	34

## 50+ YARD FIELD GOALS, Career

Player	No.
1. Joe Nedney	10
2. David Akers	9
3. Mike Cofer	5
<b>4. Phil Dawson</b>	<b>4</b>
Tommy Davis	4
Ray Wersching	4
7. Bruce Gossett	2
Todd Peterson	2

## FIELD GOAL PCT., Career

Player	Pct.
1. Joe Nedney, 129–149	86.6
2. Ray Wersching, 190–261	72.8
3. Mike Cofer, 128–191	67.0
4. Bruce Gossett, 99–153	64.7

## SAFETIES, Career

Player	Safeties
1. Bryant Young	3
Charlie Krueger	3
3. Leo Nomellini	2
4. 18 Players	1

Last: Corey Lemonier 10/13/13 vs. Arz.

## MOST TOUCHDOWNS, Career

Player	TD
1. Jerry Rice (WR)	187
2. Terrell Owens (WR)	83
<b>3. Frank Gore (RB)</b>	<b>70</b>
4. Roger Craig (RB)	66
5. Ken Willard (FB)	61
6. Gene Washington (WR)	59
7. Joe Perry (FB)	57
<b>8. Vernon Davis (TE)</b>	<b>53</b>
9. Hugh McElhenny (HB)	51
10. Billy Wilson (E)	49

## MOST FGs MADE, Career

Player	FGM
1. Ray Wersching	190
2. Tommy Davis	130
3. Joe Nedney	129
4. Mike Cofer	128
5. Bruce Gossett	99
6. David Akers	73
7. Gordie Soltau	70
8. Wade Richey	54
9. Jeff Wilkins	42
10. Jose Cortez	36

## MOST FGs ATTEMPTED, Career

Player	FGA
1. Tommy Davis	276
2. Ray Wersching	261
3. Mike Cofer	191
4. Bruce Gossett	153
5. Joe Nedney	149
6. Gordie Soltau	139
7. David Akers	94
8. Wade Richey	72
9. Steve Mike–Mayer	56
10. Jose Cortez	50

## MOST PATs MADE, Career

Player	PAT
1. Ray Wersching	409
2. Tommy Davis	348
3. Mike Cofer	289
4. Gordie Soltau	284
5. Bruce Gossett	163
6. Joe Nedney	154
7. Wade Richey	122
8. Doug Brien	79
9. David Akers	78
10. Jose Cortez	74

## MOST PATs ATTEMPTED, Career

Player	PAT
1. Ray Wersching	425
2. Tommy Davis	350
3. Gordie Soltau	303
4. Mike Cofer	296
5. Bruce Gossett	168
6. Joe Nedney	154
7. Wade Richey	127
8. Doug Brien	81
9. David Akers	78
10. Jose Cortez	74

# ALL-TIME REGULAR SEASON SCORING

## TOP SINGLE-GAME SCORING PERFORMANCES

### MOST POINTS

Player	Game	Points
1. Jerry Rice (WR)	at Atl. (10/14/90) – 5 TDs	30
2. Gordie Soltau (E)	vs. LA Rams (10/28/51) – 3 TDs, 1 FG, 5 PATs	26
3. Jerry Rice (WR)	at TB (11/14/93) – 4 TDs	24
Billy Kilmer (QB)	at Min. (10/15/61) – 4 TDs	24
5. Jeff Wilkins (K)	vs. Atl. (9/29/96) – 6 FGs, 3 PATs	21
Gordie Soltau (E)	vs. Bal. (12/13/53) – 2 TDs, 1FG, 6 PATs	21

### MOST TOUCHDOWNS

Player	Game	TDs
1. Jerry Rice (WR)	at Atl. (10/14/90)	5
2. Jerry Rice (WR)	at TB (11/14/93)	4
Billy Kilmer (QB)	at Min. (10/15/61)	4

### MOST FIELD GOALS MADE

Player	Game	FGM
1. Jeff Wilkins	vs. Atl. (9/29/96)	6
Ray Wersching	at NO (10/16/83)	6
3. Joe Nedney	vs. TB (10/30/05)	5
Jeff Chandler	vs. Chi. (9/7/03)	5
Bruce Gossett	at Den. (9/23/73)	5

### MOST FIELD GOALS ATTEMPTED

Player	Game	FGA
1. David Akers	vs. Arz. (11/20/11)	6
Joe Nedney	vs. TB (10/30/05)	6
Jeff Wilkins	vs. Atl. (9/29/96)	6
Ray Wersching	at NO (10/16/83)	6
Tommy Davis	at LA Rams (10/17/65)	6
Tommy Davis	at Dal. (11/20/60)	6
Gordie Soltau	at GB (11/23/58)	6

### MOST PATs MADE

Player	Game	PATs Made
1. Mike Cofer	vs. Atl. (10/18/92)	8
2. Mike Cofer	at Det. (12/19/93)	7
Mike Cofer	vs. Chi. (12/23/91)	7
Bruce Gossett	at Atl. (10/29/72)	7
Tommy Davis	vs. Chi. (9/19/65)	7
Tommy Davis	at Det. (10/1/61)	7

### MOST PATs ATTEMPTED

Player	Game	PATs Att.
1. Mike Cofer	vs. Atl. (10/18/92)	8
2. Mike Cofer	at Det. (12/19/93)	7
Mike Cofer	vs. Chi. (12/23/91)	7
Bruce Gossett	at Atl. (10/29/72)	7
Tommy Davis	vs. Chi. (9/19/65)	7
Tommy Davis	at Det. (10/1/61)	7

### MOST CONSECUTIVE FIELD GOALS MADE

Player	FG
1. Phil Dawson (10/6/13 – 12/29/13)	27
2. Joe Nedney (11/26/06 to 9/30/07)	18
3. Mike Cofer (12/4/88 to 10/1/89)	17
4. Wade Richey (12/27/98 to 11/7/99)	16
Gary Anderson (9/14/97 to 11/10/97)	16
6. David Akers (10/9/11 to 11/13/11)	15
7. Jose Cortez (9/5/02 to 11/3/02)	13
Bruce Gossett (10/14/73 to 12/2/73)	13

### MOST TOUCHDOWNS, Season

Player	TD
1. Jerry Rice (1987), 22 rec., 1 rush	23
2. Jerry Rice (1995), 15 rec., 1 rush, 1 fum. rec.	17
Jerry Rice (1989), 17 rec.	17
4. Terrell Owens (2001), 16 rec.	16
Jerry Rice (1993), 15 rec., 1 rush	16
Jerry Rice (1986), 15 rec., 1 rush	16

### MOST FGs MADE, Season

Player	FGM
1. David Akers (2011)	44
2. Phil Dawson (2013)	32
3. Jeff Wilkins (1996)	30
4. David Akers (2012)	29
Joe Nedney (2008)	29
Joe Nedney (2006)	29
Gary Anderson (1997)	29
Mike Cofer (1989)	29

### MOST CONSECUTIVE GAMES WITH FG MADE

Player	Games
1. David Akers (9/11/11 to 12/30/12)	32
2. Bruce Gossett (11/29/70 to 10/1/72)	21

### MOST FGs ATTEMPTED, Season

Player	FGA
1. David Akers (2011)	52
2. David Akers (2012)	42
3. Mike Cofer (1988)	38
4. Phil Dawson (2013)	36
Gary Anderson (1997)	36
Mike Cofer (1990)	36
Mike Cofer (1989)	36
Bruce Gossett (1971)	36

### MOST PATs MADE, Season

Player	PAT
1. Doug Brien (1994)	60
2. Mike Cofer (1993)	59
3. Ray Wersching (1984)	56
4. Mike Cofer (1992)	53
5. Ray Wersching (1985)	52
Tommy Davis (1965)	52

### MOST CONSECUTIVE PATs MADE

Player	PAT
1. Tommy Davis (9/27/59 to 12/12/65)	234

### MOST PATs ATTEMPTED, Season

Player	PAT
1. Doug Brien (1994)	62
2. Mike Cofer (1993)	61
3. Ray Wersching (1984)	56
4. Mike Cofer (1992)	54
5. Ray Wersching (1985)	53
Tommy Davis (1965)	53

### MOST CONSECUTIVE GAMES WITH A TOUCHDOWN

Player	Games
1. Jerry Rice (12/19/86 to 12/27/87)	13
2. Terrell Owens (11/8/98 to 12/27/98)	8
Jerry Rice (12/8/89 to 11/27/89)	8
Dave Parks (11/7/65 to 9/11/66)	8

# ALL-TIME REGULAR SEASON PASSING

## ALL-TIME LEADING PASSERS (BY YARDS)

Player	Years	Gms	Att	Cmp	Pct	Yards	TD	INT	Lg	QB Rat	INT Pct.
1. Joe Montana	1979–1992 (14)	167	4,600	2,929	63.7	35,124	244	123	96t	93.5	2.7
2. John Brodie	1957–1973 (17)	201	4,491	2,469	55.0	31,548	214	224	83t	72.3	5.0
3. Steve Young	1987–1999 (13)	150	3,648	2,400	65.8	29,907	221	86	97t	101.4	2.4
4. Jeff Garcia	1999–2003 (5)	74	2,360	1,449	61.4	16,408	113	56	76t	88.3	2.4
5. Y.A. Tittle	1951–1960 (10)	112	2,194	1,226	55.9	16,016	108	134	78t	70.0	6.1
6. Alex Smith	2005–2012 (8)	80	2,177	1,290	59.3	14,280	81	63	75	79.1	2.9
7. Steve DeBerg	1978–1980 (3A)	39	1,201	670	55.8	7,220	37	60	93t	63.1	5.0
8. Steve Spurrier	1967–1975 (9)	92	840	441	52.5	5,250	33	48	81t	61.2	5.7
<b>9. Colin Kaepernick 2011–* (3)</b>		<b>32</b>	<b>639</b>	<b>382</b>	<b>59.8</b>	<b>5,046</b>	<b>31</b>	<b>11</b>	<b>64t</b>	<b>93.8</b>	<b>1.7</b>
10. Tim Rattay	2000–2005 (6)	32	586	356	60.8	3,941	24	18	89t	81.6	3.1
11. Frankie Albert	1950–1952 (3)	36	601	316	52.6	3,847	27	43	60	57.7	7.2
12. Shaun Hill	2007–2009 (3)	18	522	322	61.7	3,490	23	11	61	87.3	2.1
13. Jim Plunkett	1976–1977 (2)	26	491	254	51.7	3,285	22	30	85t	62.5	6.1
14. Elvis Grbac	1994–1996 (3)	42	430	284	66.0	3,098	18	16	81t	85.6	3.7
15. Steve Bono	1989–1993 (5)	34	359	220	61.3	2,558	14	7	78	87.7	1.9
16. Ken Dorsey	2004–2005 (2)	11	316	171	54.1	1,712	8	11	59	63.7	3.5
17. George Mira	1964–1968 (5)	47	240	112	46.7	1,711	17	14	79t	70.0	5.8
18. Norm Snead	1974–1975 (2)	12	237	138	58.2	1,705	11	11	60t	76.7	4.6
19. J.T. O'Sullivan	2008 (1)	9	220	128	58.2	1,678	8	11	63	73.6	5.0
20. Tom Owen	1974–1975 (2)	14	235	112	47.7	1,645	11	17	68t	56.4	7.2

## MOST PASSING YARDS IN SINGLE SEASON

Player	Year	Att	Cmp	Pct	Yards	TD	INT	Lg	QB Rat	INT Pct
1. Jeff Garcia	2000	561	<b>355</b>	63.3	<b>4,278</b>	31	10	69t	97.6	1.8
2. Steve Young	1998	517	322	62.3	4,170	<b>36</b>	12	81t	101.1	2.3
3. Steve Young	1993	462	314	68.0	<b>4,023</b>	<b>29</b>	16	80t	<b>101.5</b>	3.5
4. Steve Young	1994	461	324	<b>70.3</b>	3,969	<b>35</b>	10	69t	<b>112.8</b>	2.2
5. Joe Montana	1990	520	<b>321</b>	<b>61.7</b>	3,944	26	16	78t	89.0	3.1
6. Joe Montana	1983	515	332	<b>64.5</b>	3,910	26	12	77t	94.6	2.3
7. Joe Montana	1985	494	<b>303</b>	<b>61.3</b>	3,653	<b>27</b>	13	73	<b>91.3</b>	2.6
8. Steve DeBerg	1979	<b>578</b>	<b>347</b>	<b>60.0</b>	3,652	17	21	50	73.1	3.6
9. Joe Montana	1984	432	279	64.6	3,630	28	10	80t	<b>102.9</b>	<b>2.3</b>
10. Joe Montana	1981	488	311	<b>63.7</b>	3,565	19	12	78t	<b>88.4</b>	2.5

Led NFL

Led Conference

### MOST CONSECUTIVE COMPLETIONS

Player	Game(s)	Cmp
1. Joe Montana	last 5 vs. Cle. (11/29/87) first 17 at GB (12/6/87)	22
2. Steve Young	at Was. (11/24/96)	19

### CONSECUTIVE PASSES WITHOUT INTERCEPTION

Player	Game(s)	Atts
1. Alex Smith	12 passes at Bal. (11/24/11) to 33 passes at Min. (9/23/12)	249
2. Steve Young	22 passes vs. Min. (10/3/93) to 12 passes at LA Rams (11/28/93)	184
3. Joe Montana	12 passes at Phil. (9/24/89) to 6 passes vs. GB (11/19/89)	154

### CONSECUTIVE GAMES WITH TOUCHDOWN PASS

Player	Game(s)	Games
1. Steve Young	at Det. (10/9/94) to vs. StL (11/26/95) note: DNP in 5 games in 1995	18
2. Steve Young	vs. NYJ (9/6/98) to vs. StL (12/27/98) note: EQ on 11/8/98	15
3. Joe Montana	vs. Buf. (12/17/89) to vs. NYG (12/3/90)	14

### BEST QB RATING, Career

Player	QB Rat
1. Steve Young	101.4
<b>2. Colin Kaepernick</b>	<b>93.8</b>
3. Joe Montana	93.5
4. Jeff Garcia	88.3
5. Shaun Hill	87.3
6. Tim Rattay	81.6
7. Alex Smith	79.1
8. John Brodie	72.3
9. Y.A. Tittle	70.0
10. Steve DeBerg	63.1

(min. 500 attempts)

### AVG Yds PER ATTEMPT, Career

Player	Y/A
1. Steve Young	8.20
<b>2. Colin Kaepernick</b>	<b>7.90</b>
3. Joe Montana	7.64
4. Y.A. Tittle	7.30
5. John Brodie	7.02

(min. 500 attempts)

### MOST ATTEMPTS, Career

Player	Att
1. Joe Montana	4,600
2. John Brodie	4,491
3. Steve Young	3,648
4. Jeff Garcia	2,360
5. Y.A. Tittle	2,194
6. Alex Smith	2,177
7. Steve DeBerg	1,201
8. Steve Spurrier	840
<b>9. Colin Kaepernick</b>	<b>639</b>
10. Frankie Albert	601

### MOST COMPLETIONS, Career

Player	Comp
1. Joe Montana	2,929
2. John Brodie	2,469
3. Steve Young	2,400
4. Jeff Garcia	1,449
5. Alex Smith	1,290
6. Y.A. Tittle	1,226
7. Steve DeBerg	670
8. Steve Spurrier	441
<b>9. Colin Kaepernick</b>	<b>382</b>
10. Tim Rattay	356

### MOST TD PASSES, Career

Player	TD
1. Joe Montana	244
2. Steve Young	221
3. John Brodie	214
4. Jeff Garcia	113
5. Y.A. Tittle	108
6. Alex Smith	81
7. Steve DeBerg	37
8. Steve Spurrier	33
<b>9. Colin Kaepernick</b>	<b>31</b>
10. Frankie Albert	27

### MOST INTs, Career

Player	INT
1. John Brodie	224
2. Y.A. Tittle	134
3. Joe Montana	123
4. Steve Young	86
5. Alex Smith	63
6. Steve DeBerg	60
7. Jeff Garcia	56
8. Steve Spurrier	48
9. Frankie Albert	43
10. Jim Plunkett	30

### BEST COMPLETION PCT., Career

Player	Comp. %
1. Steve Young	65.8
2. Joe Montana	63.7
3. Shaun Hill	61.7
4. Jeff Garcia	61.4
5. Tim Rattay	60.8
<b>6. Colin Kaepernick</b>	<b>59.8</b>
7. Alex Smith	59.3
8. Y.A. Tittle	55.9
9. Steve DeBerg	55.8
10. John Brodie	55.0

(min. 500 attempts)

# ALL-TIME REGULAR SEASON PASSING

## TOP SINGLE-GAME PASSING

### MOST PASSING YARDS

Player	Game	Yards
1. Joe Montana	at Atl. (10/14/90)	476
2. Steve Young	at LA Rams (11/28/93)	462
3. Joe Montana	at LA Rams (12/11/89)	458
4. Steve Young	vs. Buf. (9/13/92)	449
5. Joe Montana	at Was. (11/17/86)	441

### MOST ATTEMPTS

Player	Game	Att
1. Joe Montana	at Was. (11/17/86)	60
2. Joe Montana	at Atl. (10/6/85)	57
Tim Rattay	vs. Arz. (10/10/04)	57
4. Jeff Garcia	at Dal. (12/8/02)	55
5. Jeff Garcia	at Car. (11/18/01)	54
Steve DeBerg	at Atl. (12/16/79)	54
John Brodie	at Chi. (11/13/66)	54

### MOST COMPLETIONS

Player	Game	Cmp
1. Tim Rattay	vs. Arz. (10/10/04)	38
2. Joe Montana	at Atl. (10/6/85)	37
3. Jeff Garcia	vs. Chi. (12/17/00)	36
Jeff Garcia	at Dal. (12/8/02)	36
5. Jeff Garcia	at Car. (11/18/01)	34
Joe Montana	at Pit. (9/13/87)	34

### MOST TOUCHDOWN PASSES

Player	Game	TD
1. Joe Montana	at Atl. (10/14/90)	6
2. Joe Montana	at Phi. (9/24/89)	5
Joe Montana	at Atl. (10/6/85)	5
Steve Spurrier	at Chi. (11/19/72)	5
John Brodie	at Min. (11/28/65)	5

### MOST INTERCEPTIONS

Player	Game	INT
1. John Brodie	at Det. (11/4/73)	6
2. Steve DeBerg	at Dal. (10/12/80)	5
Scott Bull	vs. Pit. (11/27/78)	5
Tom Owen	at Cle. (12/1/74)	5
John Brodie	vs. Bal. (11/29/64)	5
Y.A. Tittle	vs. Bal. (12/5/59)	5
Y.A. Tittle	at Bal. (11/30/58)	5
Frankie Albert	vs. Pit. (12/7/52)	5

### HIGHEST COMPLETION PERCENTAGE (20+ atts)

Player	Game	Pct.
1. Steve Young	vs. Det. (10/20/91), 18-20	90.0
2. Steve Young	vs. NO (9/14/97), 18-21	85.7
3. John Brodie	vs. Atl. (9/29/68), 17-20	85.0
4. Joe Montana	vs. Atl. (9/25/83), 27-32	84.4

### AVERAGE YARDS PER ATTEMPT (20+ atts)

Player	Game	Y/A
1. Steve Young	vs. Det. (12/19/93)	15.39
2. Steve Young	vs. LA Rams (11/28/93)	14.44
3. Steve Young	vs. Atl. (10/18/92)	14.25
4. Steve Young	vs. Atl. (9/21/97)	14.00

### MOST ATTEMPTS, Season

Player	Att
1. Steve DeBerg (1979)	578
2. Jeff Garcia (2000)	561
3. Jeff Garcia (2002)	528
4. Joe Montana (1990)	520
5. Steve Young (1998)	517

### MOST COMPLETIONS, Season

Player	Cmp
1. Jeff Garcia (2000)	355
2. Steve DeBerg (1979)	347
3. Joe Montana (1983)	332
4. Jeff Garcia (2002)	328
5. Steve Young (1994)	324

### MOST TD PASSES, Season

Player	TD
1. Steve Young (1998)	36
2. Steve Young (1994)	35
3. Jeff Garcia (2001)	32
4. Jeff Garcia (2000)	31
Joe Montana (1987)	31

### MOST INTs, Season

Player	INT
1. Y.A. Tittle (1955)	28
2. John Brodie (1971)	24
3. Frankie Albert (1950)	23
4. Steve DeBerg (1978)	22
John Brodie (1966)	22

### BEST COMP. PCT., Season

Player	Pct
1. Steve Young (1994)	70.3
2. Joe Montana (1989)	70.2
3. Steve Young (1993)	68.0
4. Steve Young (1996)	67.7
5. Steve Young (1997)	67.7

### BEST QB RATING, Season

Player	Rat
1. Steve Young (1994)	112.8
2. Joe Montana (1989)	112.4
3. Steve Young (1992)	107.0
4. Steve Young (1997)	104.7
5. Joe Montana (1984)	102.9

### FEWEST INTs, Season

Player	INT
1. Alex Smith (2011)	5
2. Steve Young (1997)	6
Steve Young (1996)	6
4. Steve Young (1992)	7
5. <b>Colin Kaepernick (2013)</b>	<b>8</b>
Shaun Hill (2008)	8
Joe Montana (1989)	8
Steve Young (1991)	8

### AVG Yds PER ATTEMPT, Season

Player	Pct
1. John Brodie (1961)	9.14
2. Joe Montana (1989)	9.12
3. Steve Young (1991)	9.02
4. Steve Young (1993)	8.71
5. Steve Young (1992)	8.62

## 49ERS QB WINS/LOSSES AS STARTER

Player	Win	Loss	Ties	Pct
Joe Montana	100	39		0.719
Steve Young	91	33		0.734
John Brodie	74	77	8	0.491
Y.A. Tittle	45	31	2	0.592
Alex Smith	38	36	1	0.513
Jeff Garcia	35	36		0.493
<b>Colin Kaepernick</b>	<b>17</b>	<b>6</b>		<b>0.739</b>
Steve Spurrier	13	12	1	0.519
Frankie Albert	13	16	1	0.448
Jim Plunkett	11	15		0.423
Shaun Hill	10	6		0.625
Steve DeBerg	7	28		0.200
Elvis Grbac	6	3		0.667
Steve Bono	5	1		0.833
George Mira	4	2		0.667
Tom Owen	4	4		0.500
Tim Rattay	4	12		0.250
Jeff Kemp	3	2	1	0.583
Troy Smith	3	3		0.500
Scott Bull	3	4		0.429
Joe Reed	3	4		0.429
Matt Cavanaugh	2	0		1.000
Norm Snead	2	5		0.286
J.T. O'Sullivan	2	6		0.250
Lamar McHan	2	7		0.222
Ken Dorsey	2	8		0.200
Bob Gagliano	1	0		1.000
Jimmy Cason	1	0		1.000
Jim Druckenmiller	1	0		1.000
Ty Detmer	1	0		1.000
Mike Moroski	1	1		0.500
Jimmy Powers	1	1		0.500
Earl Morrall	1	3		0.250
Trent Dilfer	1	5		0.167
Chris Weinke	0	1		0.000
Bobby Waters	0	2		0.000
Dennis Morrison	0	2		0.000
Cody Pickett	0	2		0.000
Steve Stenstrom	0	3		0.000
	<b>507</b>	<b>416</b>	<b>14</b>	<b>0.549</b>

### 300-YARD GAMES, Career

Player	Games
1. Joe Montana	35
2. Steve Young	28
3. Jeff Garcia	14
4. John Brodie	6

### 300-YARD GAMES, Season

Player	Games
1. Steve Young (1998)	7
2. Jeff Garcia (2000)	6
3. Steve Young (1994)	5
Joe Montana (1982, '85, '87, '90)	5

## STARTING QB YEARLY RECORDS

Year	Player	Record as a Starter
1950	Frankie Albert	3-9
1951	Frankie Albert	6-4-1
	Y.A. Tittle	1-0
1952	Frankie Albert	4-3
	Y.A. Tittle	3-2
1953	Y.A. Tittle	8-2
	Jim Powers	1-1
1954	Y.A. Tittle	6-4-1
	Jim Cason	1-0
1955	Y.A. Tittle	4-8
1956	Y.A. Tittle	4-3-1
	Earl Morrall	1-3
1957	Y.A. Tittle	7-4
	John Brodie	1-0
1958	Y.A. Tittle	3-3
	John Brodie	3-3
1959	Y.A. Tittle	6-4
	John Brodie	1-1
1960	John Brodie	4-4
	Y.A. Tittle	3-1
1961	John Brodie	7-6-1
1962	John Brodie	6-8
1963	Lamar McHan	2-7
	John Brodie	0-3
	Bob Waters	0-2
1964	John Brodie	3-9
	George Mira	1-1
1965	John Brodie	7-5-1
	George Mira	0-1
1966	John Brodie	5-6-2
	George Mira	1-0
1967	John Brodie	5-5
	George Mira	2-0
	Steve Spurrier	0-2
1968	John Brodie	7-6-1
1969	John Brodie	2-6-2
	Steve Spurrier	2-2
1970	John Brodie	10-3-1
1971	John Brodie	9-5
1972	John Brodie	2-3
	Steve Spurrier	6-2-1
1973	John Brodie	2-4
	Steve Spurrier	2-3
	Joe Reed	1-2
1974	Tom Owen	4-3
	Joe Reed	2-2
	Dennis Morrison	0-2
	Norm Snead	0-1
1975	Norm Snead	2-5
	Steve Spurrier	3-3
	Tom Owen	0-1
1976	Jim Plunkett	6-6
	Scott Bull	2-0
1977	Jim Plunkett	5-9
1978	Steve DeBerg	1-10
	Scott Bull	1-4
1979	Steve DeBerg	2-13
	Joe Montana	0-1
1980	Steve DeBerg	4-5
	Joe Montana	2-5

Year	Player	Record as a Starter
1981	Joe Montana	13-3
1982	Joe Montana	3-6
1983	Joe Montana	10-6
1984	Joe Montana	14-1
	Matt Cavanaugh	1-0
1985	Joe Montana	9-6
	Matt Cavanaugh	1-0
1986	Joe Montana	6-2
	Jeff Kemp	3-2-1
	Mike Moroski	1-1
1987	Joe Montana	10-1
	Steve Young	2-1
	Bob Gagliano	1-0
1988	Joe Montana	8-5
	Steve Young	2-1
1989	Joe Montana	11-2
	Steve Young	3-0
1990	Joe Montana	14-1
	Steve Young	0-1
1991	Steve Young	5-5
	Steve Bono	5-1
1992	Steve Young	14-2
1993	Steve Young	10-6
1994	Steve Young	13-3
1995	Steve Young	8-3
	Elvis Grbac	3-2
1996	Steve Young	9-3
	Elvis Grbac	3-1
1997	Steve Young	12-3
	Jim Druckenmiller	1-0
1998	Steve Young	11-4
	Ty Detmer	1-0
1999	Jeff Garcia	2-8
	Steve Young	2-1
	Steve Stenstrom	0-3
2000	Jeff Garcia	6-10
2001	Jeff Garcia	12-4
2002	Jeff Garcia	10-6
2003	Jeff Garcia	5-8
	Tim Rattay	2-1
2004	Tim Rattay	1-8
	Ken Dorsey	1-6
	Alex Smith	2-5
2005	Tim Rattay	1-3
	Ken Dorsey	1-2
	Cody Pickett	0-2
	Alex Smith	7-9
2006	Alex Smith	2-5
	Trent Dilfer	1-5
2007	Shaun Hill	2-0
	Chris Weinke	0-1
	Shaun Hill	5-3
2008	J.T. O'Sullivan	2-6
	Alex Smith	5-5
2009	Shaun Hill	3-3
	Alex Smith	3-7
2010	Troy Smith	3-3
2011	Alex Smith	13-3
2012	Alex Smith	6-2-1
	Colin Kaepernick	5-2
2013	Colin Kaepernick	12-4

# ALL-TIME REGULAR SEASON RUSHING

## ALL-TIME LEADING RUSHERS (BY YARDS)

Player	Years	Gms	Att	Yards	Avg	Lg	TD
1. Frank Gore	2005-* (9)	132	2,187	9,967	4.6	80t	60
2. Joe Perry	1950-1960, '63 (12)	131	1,475	7,344 +	5.0	78t	50
3. Roger Craig	1983-1990 *8)	121	1,686	7,064	4.2	71	50
4. Ken Willard	1965-1973 (9)	125	1,582	5,930	3.7	69t	45
5. Garrison Hearst	1997-2003 (7)	73	1,189	5,535	4.7	96t	26
6. J.D. Smith	1956-1964 (9)	97	1,007	4,370	4.3	80t	37
7. Hugh McElhenny	1952-1960 (9)	97	877	4,288	4.9	89t	35
8. Kevan Barlow	2001-2005 (5)	72	891	3,614	4.1	78t	24
9. Steve Young (QB)	1987-1999 (13)	150	608	3,581	5.9	49t	37
10. Wendell Tyler	1983-1986 (4)	48	624	3,112	5.0	40	17
11. Delvin Williams	1974-1977 (4)	54	669	2,966	4.4	80t	20
12. Wilbur Jackson	1974-1979 (6)	72	745	2,955	4.0	80	10
13. Ricky Watters	1992-1994 (3)	43	653	2,840	4.3	43	25
14. Charlie Garner	1999-2000 (2)	32	499	2,371	4.8	53	11
15. Tom Rathman	1986-1993 (8)	115	516	1,902	3.7	35	26
16. Vic Washington	1971-1973 (3)	40	483	1,813	3.8	42	14
17. Paul Hofer	1976-1981 (6)	77	416	1,746	4.2	47	16
18. Larry Schreiber	1971-1975 (5)	60	502	1,734	3.5	23	10
19. Joe Montana (QB)	1979-1992 (14)	167	414	1,595	3.9	21	20
20. Jeff Garcia (QB)	1999-2003 (5)	74	318	1,571	4.9	33	21

+ does not include AAFC Statistics

## MOST RUSHING YARDS IN SINGLE SEASON

Player	Year	Att	Yards	Avg	Lg	TD
1. Frank Gore	2006	312	1,695	5.4	72	8
2. Garrison Hearst	1998	310	1,570	5.1	96t	7
3. Roger Craig	1988	310	1,502	4.8	46t	9
4. Wendell Tyler	1984	246	1,262	5.1	40	7
5. Charlie Garner	1999	241	1,229	5.1	53	4
6. Frank Gore	2012	258	1,214	4.7	37	8
7. Frank Gore	2011	282	1,211	4.3	55	8
8. Garrison Hearst	2001	252	1,206	4.8	43t	4
9. Delvin Williams	1976	248	1,203	4.9	80t	7
10. Charlie Garner	2000	258	1,142	4.4	42	7
11. Frank Gore	2013	276	1,128	4.1	51	9
12. Frank Gore	2009	229	1,120	4.9	80t	10
13. Frank Gore	2007	260	1,102	4.2	43t	5
14. Roger Craig	1989	271	1,054	3.9	27	6
15. Roger Craig	1985	214	1,050	4.9	62t	9
16. Joe Perry	1954	173	1,049	6.1	58	8
17. Frank Gore	2008	240	1,036	4.3	41t	6
J.D. Smith	1959	207	1,036	5.0	73t	10

Led NFL

Led Conference

## MOST ATTEMPTS, Career

Player	Att
1. Frank Gore	2,187
2. Roger Craig	1,686
3. Ken Willard	1,582
4. Joe Perry	1,475
5. Garrison Hearst	1,189
6. J.D. Smith	1,007
7. Kevan Barlow	891
8. Hugh McElhenny	877
9. Wilbur Jackson	745
10. Delvin Williams	669

## MOST TOUCHDOWNS, Career

Player	TD
1. Frank Gore	60
2. Roger Craig	50
Joe Perry	50
4. Ken Willard	45
5. J.D. Smith	37
Steve Young (QB)	37
7. Hugh McElhenny	35
8. Garrison Hearst	26
9. Tom Rathman	26
10. Ricky Watters	25

## HIGHEST RUSHING AVG., Career

Player	Avg
1. Steve Young (QB)	5.89
2. Wendell Tyler	4.99
3. Joe Perry	4.98
4. Jeff Garcia (QB)	4.94
5. Hugh McElhenny	4.89
6. Charlie Garner	4.75
7. Garrison Hearst	4.66
8. Frank Gore	4.60
9. Delvin Williams	4.43
10. Ricky Watters	4.35

(min. 300 attempts)

## 100-YARD GAMES, Career

Player	Games
1. Frank Gore	35
2. Joe Perry	20
3. Garrison Hearst	16
4. Roger Craig	14
5. J.D. Smith	12
Hugh McElhenny	12

## 1,000-YD SEASONS, Career

Player	Seasons
1. Frank Gore	7
2. Garrison Hearst	3
Roger Craig	3
4. Charlie Garner	2
Joe Perry	2

## CONSECUTIVE 1,000-YD SEASONS

Player	Seasons
1. Frank Gore (2006-09)	4
2. Frank Gore (2011-13)	4
3. Charlie Garner (1999-00)	2
Garrison Hearst (1997-98)	2
Roger Craig (1988-89)	2
Joe Perry (1953-54)	2

# ALL-TIME REGULAR SEASON RUSHING

## TOP SINGLE-GAME RUSHING

### MOST RUSHING YARDS

Player	Game	Yards
1. Frank Gore	vs. Sea. (11/19/06)	212
2. Frank Gore	vs. Sea. (9/20/09)	207
3. Charlie Garner	at Dal. (9/24/00)	201
4. Garrison Hearst	vs. Det. (12/14/98)	198
5. Delvin Williams	at StL (10/31/76)	194

### MOST RUSHING ATTEMPTS

Player	Game	Att
1. Charlie Garner	at Dal. (9/24/00)	36
2. Maurice Hicks	at Arz. (12/12/04)	34
Delvin Williams	at StL (10/31/76)	34
4. Frank Gore	vs. Cle. (10/30/11)	31
Frank Gore	at Den. (12/31/06)	31
Garrison Hearst	vs. Sea. (12/1/02)	31
J.D. Smith	at Bal. (10/7/62)	31
J.D. Smith	at Chi. (10/14/62)	31

### MOST RUSHING TOUCHDOWNS

Player	Game	TD
1. Billy Kilmer (QB)	at Min. (10/15/61)	4

### HIGHEST RUSHING AVERAGE (10+ Attempts)

Player	Game	Avg
1. Joe Perry	vs. Det. (11/2/58)	13.4
2. Frank Gore	vs. Sea. (9/20/09)	12.9
3. Wilbur Jackson	vs. NO (11/27/77)	11.9
4. Hugh McElhenny	at Chi. (10/17/54)	11.4
5. Maurice Hicks	at StL (12/24/05)	10.9

### MOST CONSECUTIVE 100-YARD RUSHING GAMES

Player	Game(s)	Games
1. Frank Gore	at Phi. (10/2/11) to at Was. (11/6/11)	5
2. Garrison Hearst	vs. NYG (11/30/98) to at NE (12/20/98)	4
3. Frank Gore	vs. Oak. (10/17/10) to vs. Den. (10/31/10)	3
Frank Gore	at Det. (11/12/06) to at StL (11/26/06)	3
J.D. Smith	at Bal. (10/7/62) to at GB (10/21/62)	3
Billy Kilmer (QB)	at Det. (10/1/61) to at Min. (10/15/61)	3

### MOST RUSHING ATTEMPTS, Season

Player	Att
1. Frank Gore (2006)	312
2. Roger Craig (1988)	310
Garrison Hearst (1998)	310
4. Frank Gore (2011)	282
5. Frank Gore (2013)	276

### MOST RUSHING TOUCHDOWNS, Season

Player	TD
1. Frank Gore (2009)	10
Derek Loville (1995)	10
Ricky Watters (1993)	10
Billy Kilmer, QB (1961)	10
J.D. Smith (1959)	10
Joe Perry (1953)	10

### HIGHEST RUSHING AVG., Season

Player	Avg
1. Hugh McElhenny (1952)	6.98
2. Joe Perry (1958)	6.06
3. Joe Perry (1954)	6.06
4. Frank Gore (2006)	5.43
5. Delvin Williams (1975)	5.39

### MOST 100-YARD RUSHING GAMES, Season

Player	Games
1. Frank Gore (2006)	9
2. Roger Craig (1988)	7
3. Garrison Hearst (1998)	6
4. Frank Gore (2011)	5
Frank Gore (2009)	5
J.D. Smith (1959)	5
Joe Perry (1953)	5

### MOST CONSECUTIVE GAMES WITH A RUSHING TD

Player	Game(s)	Games
1. Joe Perry	at GB (11/22/53) to at GB (10/10/54)	7
2. Hugh McElhenny	vs. Was. (9/26/54) to vs. Det. (10/24/54)	5



# ALL-TIME REGULAR SEASON RECEIVING

## ALL-TIME LEADING RECEIVERS (BY RECEPTIONS)

Player	Years	Gms	Rec	Yards	Avg	Lg	TD
1. Jerry Rice	1985–2000 (16)	238	1,281	19,247	15.0	96t	176
2. Terrell Owens	1996–2003 (8)	121	592	8,572	14.5	79t	81
3. Roger Craig (RB)	1983–1990 (8)	121	508	4,442	8.7	73	16
4. Dwight Clark	1979–1987 (9)	134	506	6,750	13.3	80t	48
5. Brent Jones (TE)	1987–1997 (11)	143	417	5,195	12.5	69t	33
6. Billy Wilson	1951–1960 (10)	100	407	5,902	14.5	77t	49
<b>7. Vernon Davis (TE)</b>	<b>2006–* (8)</b>	<b>119</b>	<b>397</b>	<b>5,201</b>	<b>13.1</b>	<b>73t</b>	<b>53</b>
8. Gene Washington	1969–1977 (9)	124	371	6,664	18.0	79t	59
9. John Taylor	1987–1995 (9)	121	347	5,598	16.1	97t	43
<b>10. Frank Gore (RB)</b>	<b>2005–* (9)</b>	<b>132</b>	<b>331</b>	<b>2,772</b>	<b>8.4</b>	<b>48</b>	<b>10</b>
11. J.J. Stokes	1995–2002 (8)	111	327	4,139	12.7	53	30
12. Freddie Solomon	1978–1985 (8)	114	310	4,873	15.7	93t	43
13. Tom Rathman	1986–1993 (8)	115	294	2,490	8.5	36	8
<b>14. Michael Crabtree</b>	<b>2009–* (5)</b>	<b>63</b>	<b>279</b>	<b>3,629</b>	<b>13.0</b>	<b>60t</b>	<b>22</b>
15. Bernie Casey	1961–1966 (6)	79	277	4,008	14.5	68t	27
16. Ken Willard (RB)	1965–1973 (9)	125	273	2,156	7.9	62	16
17. Gordie Soltau	1950–1958 (9)	107	249	3,487	14.0	54t	25
18. Earl Cooper	1980–1985 (6)	88	213	1,908	9.0	73t	12
19. Dave Parks	1964–1967 (4)	50	208	3,334	16.0	83t	27
20. Monty Stickles	1960–1967 (8)	102	207	2,993	14.5	54	14

## MOST RECEPTIONS IN SINGLE SEASON

Player	Year	Rec	Yards	Avg	Lg	TD
1. Jerry Rice	1995	122	1,848	15.1	81t	15
2. Jerry Rice	1994	112	1,499	13.4	69t	13
3. Jerry Rice	1996	108	1,254	11.6	39	8
4. Terrell Owens	2002	100	1,300	13.0	76t	13
Jerry Rice	1990	100	1,502	15.0	64t	13
6. Jerry Rice	1993	98	1,503	15.3	80t	15
7. Terrell Owens	2000	97	1,451	15.0	69t	13
8. Terrell Owens	2001	93	1,412	15.2	60t	16
9. Roger Craig	1985	92	1,016	11.0	73	6
10. Derek Loville (RB)	1995	87	662	7.6	31	3
11. Jerry Rice	1986	86	1,570	18.3	66t	15
<b>12. Anquan Boldin</b>	<b>2013</b>	<b>85</b>	<b>1,179</b>	<b>13.9</b>	<b>63</b>	<b>7</b>
<b>Michael Crabtree</b>	<b>2012</b>	<b>85</b>	<b>1,105</b>	<b>13.0</b>	<b>49t</b>	<b>9</b>
Dwight Clark	1981	85	1,105	13.0	78t	4
15. Jerry Rice	1992	84	1,201	14.3	80t	10
16. Earl Cooper	1980	83	567	6.8	66t	4
17. Eric Johnson	2004	82	825	10.1	25	2
Jerry Rice	1998	82	1,157	14.1	75t	9
Jerry Rice	1989	82	1,483	18.1	68t	17
Dwight Clark	1980	82	991	12.1	71t	8

## MOST RECEIVING YARDS, Career

Player	Yds
1. Jerry Rice	19,247
2. Terrell Owens	8,572
3. Dwight Clark	6,750
4. Gene Washington	6,664
5. Billy Wilson	5,902
6. John Taylor	5,598
<b>7. Vernon Davis (TE)</b>	<b>5,201</b>
8. Brent Jones (TE)	5,195
9. Freddie Solomon	4,873
10. Roger Craig (RB)	4,442

## MOST TOUCHDOWNS, Career

Player	TD
1. Jerry Rice	176
2. Terrell Owens	81
3. Gene Washington	59
<b>4. Vernon Davis (TE)</b>	<b>53</b>
5. Billy Wilson	49
6. Dwight Clark	48
7. Freddie Solomon	43
John Taylor	43
9. Brent Jones (TE)	33
10. J.J. Stokes	30

## BEST RECEIVING AVG., Career

Player	Avg
1. Gene Washington	18.0
2. John Taylor	16.1
3. Dave Parks	16.0
4. Freddie Solomon	15.7
5. Jerry Rice	15.0

(min. 200 attempts)

## 100-YARD GAMES, Career

Player	Games
1. Jerry Rice	66
2. Terrell Owens	25
3. Gene Washington	17
4. Dwight Clark	16
5. John Taylor	12

## 1,000-YD SEASONS, Career

Player	Seasons
1. Jerry Rice	12
2. Terrell Owens	5
3. John Taylor	2

Led NFL

Led Conference

# ALL-TIME REGULAR SEASON RECEIVING

## TOP SINGLE-GAME RECEIVING

### MOST RECEIVING YARDS

Player	Game	Yards
1. Jerry Rice	vs. Min. (12/18/95)	289
2. John Taylor	at LA Rams (12/11/89)	286
3. Terrell Owens	vs. Chi. (12/17/00)	283
4. Jerry Rice	vs. LA Rams (12/9/85)	241
5. Dave Parks	at Bal. (10/3/65)	231
6. Jerry Rice	at Atl. (10/14/90)	225
Bernie Casey	at Chi. (11/13/66)	225
8. <b>Anquan Boldin</b>	<b>vs. GB (9/8/13)</b>	<b>208</b>
9. Jerry Rice	at Was. (11/17/86)	204
10. Gordie Soltau	at NYG (11/9/52)	196

### MOST RECEPTIONS

Player	Game	Rec
1. Terrell Owens	vs. Chi. (12/17/00)	20
2. Jerry Rice	vs. LA Rams (11/20/94)	16
3. Jerry Rice	vs. Min. (12/18/95)	14
4. <b>Anquan Boldin</b>	<b>vs. GB (9/8/13)</b>	<b>13</b>
Eric Johnson	vs. Arz. (10/10/04)	13
Terrell Owens	vs. Phi. (11/25/02)	13
Jerry Rice	at Atl. (10/14/90)	13

### MOST RECEIVING TOUCHDOWNS

Player	Game	TD
1. Jerry Rice	at Atl. (10/14/90)	5
2. Jerry Rice	at TB (11/14/93)	4
3. <b>(17 times) Last: Vernon Davis</b>	<b>at Hou. (10/25/09)</b>	<b>3</b>

### RECEIVING AVERAGE (5+ Attempts)

Player	Game	Avg
1. John Taylor	at Atl. (12/3/89), 5-162	32.4
2. Jerry Rice	at Dal. (11/12/95), 5-161	32.2
3. Gene Washington	vs. NE (10/31/71), 5-160	32.0
4. Jerry Rice	at GB (11/4/90), 6-187	31.2
5. Billy Wilson	at Bal. (12/2/56), 5-148	29.6

### MOST CONSECUTIVE GAMES WITH A RECEPTION

Player	Game(s)	Games
1. Jerry Rice	(12/9/85) to (12/23/00)	225*
2. Terrell Owens	(10/20/96) to (12/21/03)	115
3. Dwight Clark	(9/14/80) to (9/13/87)	105

\* NFL Record (streak extended to 274 in '04 as member of Raiders)

### MOST RECEIVING TOUCHDOWNS, Season

Player	TD
1. Jerry Rice (1987)	22
2. Jerry Rice (1989)	17
3. Terrell Owens (2001)	16
4. Jerry Rice (1995)	15
Jerry Rice (1993)	15
Jerry Rice (1986)	15
7. Terrell Owens (1998)	14
Jerry Rice (1991)	14
9. <b>(6 times) Last: Vernon Davis (2013)</b>	<b>13</b>

### MOST RECEIVING YARDS, Season

Player	Yards
1. Jerry Rice (1995)	1,848
2. Jerry Rice (1986)	1,570
3. Jerry Rice (1993)	1,503
4. Jerry Rice (1990)	1,502
5. Jerry Rice (1994)	1,499
6. Jerry Rice (1989)	1,483
7. Terrell Owens (2000)	1,451
8. Terrell Owens (2001)	1,412
9. Dave Parks (1965)	1,344
10. Jerry Rice (1988)	1,306

### CONSECUTIVE GAMES WITH A TOUCHDOWN RECEPTION

Player	Games
1. Jerry Rice (12/19/86 to 12/27/87)	13
2. Terrell Owens (11/8/98 to 12/27/98)	8
Jerry Rice (12/8/89 to 11/27/89)	8
Dave Parks (11/7/65 to 9/11/66)	8

### BEST RECEIVING AVERAGE, Season

Player	Avg
1. Freddie Solomon (1983)	21.4
2. Gene Washington (1974)	21.2
3. Gene Washington (1970)	20.8
4. Jerry Rice (1988)	20.4
5. Gene Washington (1972)	20.0

(min. 25 receptions)

### MOST 100-YARD RECEIVING GAMES, Season

Player	Games
1. Jerry Rice (1995)	9
2. Jerry Rice (1989)	8
3. Jerry Rice (1990)	7
4. Terrell Owens (2001)	6
Dwight Clark (1982)	6

### CONSECUTIVE 100-YARD RECEIVING GAMES

Player	Games
1. Jerry Rice (10/29/95 to 11/20/95)	4
2. Jerry Rice (12/10/95 to 12/24/95)	3
Jerry Rice (9/10/89 to 9/24/89)	3
Jerry Rice (9/11/88 to 9/25/88)	3
Jerry Rice (11/15/87 to 11/29/87)	3
Dwight Clark (12/11/82 to 12/26/82)	3
Dwight Clark (9/12/82 to 11/21/82)	3

# ALL-TIME REGULAR SEASON SCRIMMAGE YARDS

## ALL-TIME LEADERS IN TOTAL YARDS FROM SCRIMMAGE

Player	Years	Gms	Touches	Yards	Avg	Yds/Gm	TD
1. Jerry Rice (WR)	1985–2000 (16)	238	1,365	19,872	14.6	83.5	186
2. <b>Frank Gore (RB)</b>	<b>2005–* (9)</b>	<b>132</b>	<b>2,518</b>	<b>12,739</b>	<b>5.1</b>	<b>96.5</b>	<b>70</b>
3. Roger Craig (RB)	1983–1990 (8)	121	2,194	11,506	5.2	95.1	66
4. Terrell Owens (WR)	1996–2003 (8)	121	613	8,734	14.2	72.2	83
5. Joe Perry (RB)	1950–1960, '63 (12)	131	1,660	8,624	5.2	65.8	57
6. Ken Willard (RB)	1965–1973 (9)	125	1,855	8,086	4.4	64.7	61
7. Garrison Hearst (RB)	1997–2003 (7)	73	1,363	7,139	5.2	97.8	33
8. Hugh McElhenny (HB)	1952–1960 (9)	97	1,072	6,954	6.5	71.7	50
9. Dwight Clark (WR)	1979–1987 (9)	134	512	6,800	13.3	50.7	48
10. Gene Washington (WR)	1969–1977 (9)	124	376	6,663	17.7	53.7	59
11. Billy Wilson (E)	1951–1960 (10)	100	407	5,902	14.5	59.0	49
12. John Taylor (WR)	1987–1995 (9)	121	353	5,629	15.9	46.5	43
13. J.D. Smith (HB)	1956–1964 (9)	97	1,128	5,479	4.9	56.5	42
14. <b>Vernon Davis (TE)</b>	<b>2006–* (8)</b>	<b>119</b>	<b>402</b>	<b>5,212</b>	<b>13.0</b>	<b>43.8</b>	<b>53</b>
15. Freddie Solomon (WR)	1978–1985 (8)	114	357	5,202	14.6	45.6	46
16. Brent Jones (TE)	1987–1997 (11)	143	417	5,195	12.5	36.3	33
17. Kevan Barlow (RB)	2001–2005 (5)	72	1,028	4,757	4.6	66.1	27
18. Tom Rathman (RB)	1986–1993 (8)	115	810	4,392	5.4	38.2	34
19. Ricky Watters (RB)	1992–1994 (3)	43	793	4,290	5.4	99.8	33
20. Wilbur Jackson (RB)	1974–1979 (6)	72	893	4,188	4.7	58.2	13

## MOST TOTAL YARDS FROM SCRIMMAGE IN SINGLE SEASON

Player	Year	Touches	Yards	Avg	Yds/Gm	TD
1. <b>Frank Gore</b>	<b>2006</b>	<b>373</b>	<b>2,180</b>	<b>5.8</b>	<b>136.3</b>	<b>9</b>
2. Garrison Hearst	1998	349	2,105	6.0	131.6	9
3. Roger Craig	1985	306	<u>2,066</u>	<u>6.8</u>	<u>129.1</u>	15
4. Roger Craig	1988	386	<u>2,036</u>	5.3	<u>127.3</u>	10
5. Jerry Rice	1995	127	1,884	<u>14.8</u>	117.8	16
6. Charlie Garner	2000	326	1,789	5.5	111.8	10
7. Charlie Garner	1999	297	1,764	5.9	110.3	6
8. Jerry Rice	1986	96	1,642	<u>17.1</u>	102.6	16
9. Ricky Watters	1994	305	1,596	5.2	99.8	11
10. Jerry Rice	1994	119	1,592	13.4	99.5	15
11. Jerry Rice	1993	101	1,572	<u>15.6</u>	98.3	<u>16</u>
12. Garrison Hearst	2001	293	1,553	5.3	97.1	5
13. <b>Frank Gore</b>	<b>2007</b>	<b>313</b>	<b>1,538</b>	<b>4.9</b>	<b>102.5</b>	<b>6</b>
14. Roger Craig	1989	320	1,527	4.8	95.4	7
15. <b>Frank Gore</b>	<b>2009</b>	<b>281</b>	<b>1,526</b>	<b>5.4</b>	<b>109.0</b>	<b>13</b>

Led NFL

Led Conference

## MOST TOUCHES, Career

Player	Touches
1. <b>Frank Gore</b> .....	<b>2,518</b>
2. Roger Craig.....	2,194
3. Ken Willard .....	1,855
4. Joe Perry .....	1,660
5. Jerry Rice .....	1,365
6. Garrison Hearst.....	1,363
7. J.D. Smith.....	1,128
8. Hugh McElhenny.....	1,072
9. Kevan Barlow.....	1,028
10. Wilbur Jackson.....	893

## BEST YARDS PER TOUCH, Career

Player	Avg
1. Jerry Rice .....	14.6
2. Hugh McElhenny.....	6.5
3. Tom Rathman .....	5.4
4. Ricky Watters.....	5.4
5. Roger Craig.....	5.2
6. Garrison Hearst.....	5.2
7. Joe Perry .....	5.2
8. <b>Frank Gore</b> .....	<b>5.1</b>
9. Delvin Williams .....	5.1
10. J.D. Smith.....	4.9

(min. 750 touches)

## MOST TOUCHES, Season

Player	Touches
1. Roger Craig (1988).....	386
2. <b>Frank Gore (2006)</b> .....	<b>373</b>
3. Garrison Hearst (1998).....	349
4. Charlie Garner (2000).....	326
5. Roger Craig (1989).....	320

## BEST YARDS PER TOUCH, Season

Player	Avg
1. Jerry Rice (1993) .....	15.6
2. Dwight Clark (1982).....	15.2
3. Jerry Rice (1995) .....	14.8
4. Jerry Rice (1990) .....	14.7
5. Terrell Owens (2000).....	14.6

(min. 100 touches)

## TOP SINGLE-GAME SCRIMMAGE YARD TOTALS

### MOST YARDS IN SINGLE GAME

Player	Game	Yards
1. Jerry Rice	vs. Min. (12/18/95)	299
2. Terrell Owens	vs. Chi. (12/17/00)	288
3. John Taylor	at LA Rams (12/11/89)	286
4. Delvin Williams	vs. Was. (11/7/76)	279
5. Jerry Rice	vs. LA Rams (12/9/85)	255
6. <b>Frank Gore</b>	<b>vs. Sea. (9/20/09)</b>	<b>246</b>
7. <b>Frank Gore</b>	<b>vs. Sea. (11/19/06)</b>	<b>238</b>
8. Charlie Garner	at Dal. (9/24/00)	235
9. Dave Parks	at Bal. (10/3/65)	231
10. Garrison Hearst	vs. NYJ (9/6/98)	225
Jerry Rice	at Atl. (10/14/90)	225
Bernie Casey	at Chi. (11/13/66)	225

### MOST TOUCHES IN SINGLE GAME

Player	Game	Touches
1. Maurice Hicks	at Arz. (12/12/04)	39
Charlie Garner	at Dal. (9/24/00)	39
3. Delvin Williams	at StL (10/31/76)	35
4. Derek Loville	vs. Buf. (12/3/95)	34
5. <b>Frank Gore</b>	<b>at Den. (12/31/06)</b>	<b>33</b>
<b>Frank Gore</b>	<b>at Sea. (12/14/06)</b>	<b>33</b>
Kevan Barlow	at Phi. (12/21/03)	33
Garrison Hearst	vs. Sea. (12/1/02)	33
J.D. Smith	at Bal. (10/7/62)	33
10. <b>(4 times) Last: Frank Gore</b>	<b>vs. Det. (12/27/09)</b>	<b>32</b>

# ALL-TIME REGULAR SEASON INTERCEPTIONS

## ALL-TIME INTERCEPTION LEADERS

Player	Years	Gms	INT	Yards	Avg	Lg	TD
1. Ronnie Lott	1981–1990 (10)	129	51	643	12.6	83t	5
2. Jimmy Johnson	1961–1976 (16)	213	47	615	13.1	63	2
3. Kermit Alexander	1963–1969 (7)	94	36	499	13.9	66t	1
4. Merton Hanks	1991–1998 (8)	125	31	380	12.3	67t	2
5. Dwight Hicks	1979–1985 (7)	96	30	586	19.5	72	3
6. Lowell Wagner	1950–1953, '55 (5)	47	25	331	13.2	40	0
7. Tony Parrish	2002–2006 (5)	66	22	504	22.9	60	1
Don Griffin	1986–1993 (8)	114	22	49	2.2	23	0
Rex Berry	1951–1956 (6)	66	22	404	18.4	44t	3
10. Dave Baker	1959–1961 (3)	38	21	294	14.0	40	0
11. Tim McDonald	1993–1999 (7)	111	20	325	16.3	73t	3
Dick Moegle	1955–1959 (5)	47	20	232	11.6	40	1
13. Zack Bronson	1997–2003 (7)	84	19	346	18.2	97t	2
14. Eric Wright	1981–1990 (10)	110	18	256	14.2	60t	2
Bruce Taylor	1970–1977 (8)	109	18	201	11.2	70	0
16. Carlton Williamson	1981–1987 (7)	88	17	294	17.3	82	1
17. Tim McKyer	1986–1989 (4)	51	16	62	3.9	21t	1
18. Walt Harris	2006–2008 (3)	46	15	151	10.1	42	1
Abe Woodson	1958–1964 (7)	89	15	159	10.6	61	0
20. Dashon Goldson	2007–2012 (6)	81	14	152	10.9	39t	1
Skip Vanderbundt	1969–1977 (9)	119	14	165	11.8	37t	2
Frank Nunley	1967–1976 (10)	137	14	136	9.7	24	0
Dave Wilcox	1964–1974 (11)	153	14	149	10.6	35	1

## MOST INTERCEPTIONS IN SINGLE SEASON

Player	Year	INT	Yards	Avg	Lg	TD
1. Ronnie Lott	1986	10	134	13.4	57t	1
Dave Baker	1960	10	96	9.6	28	0
3. Tony Parrish	2003	9	202	22.4	49	0
Dwight Hicks	1981	9	239	26.6	72	1
Kermit Alexander	1968	9	155	17.2	66t	1
Lowell Wagner	1951	9	115	12.8	40	0
7. Walt Harris	2006	8	84	10.5	42	1
Dick Moegle	1957	8	107	13.4	40	0
Jim Cason	1951	8	147	18.4	65t	1
10. Tony Parrish	2002	7	204	29.1	60	0
Ahmed Plummer	2001	7	45	6.4	24	0
Zack Bronson	2001	7	165	23.6	97t	2
Merton Hanks	1994	7	93	13.3	38	0
Dave Waymer	1990	7	64	9.1	24	0
Tim McKyer	1988	7	11	1.6	7	0
Eric Wright	1983	7	164	23.4	60t	2
Ronnie Lott	1981	7	117	16.7	41t	3
Rex Berry	1953	7	142	20.3	29	1

## MOST INT RETURN YARDS, Career

Player	Yards
1. Ronnie Lott	643
2. Jimmy Johnson	615
3. Dwight Hicks	586
4. Tony Parrish	504
5. Kermit Alexander	499
6. Rex Berry	404
7. Merton Hanks	380
8. Zack Bronson	346
9. Lowell Wagner	331
10. Tim McDonald	325

## MOST INTs RETURNED FOR TD, Career

Player	TD
1. Ronnie Lott	5
2. Rex Berry	3
Dwight Hicks	3
Tim McDonald	3
Deion Sanders	3
6. (10 Players) Last: Patrick Willis	2

## MOST INT RETURN YARDS, Season

Player	Yards
1. Deion Sanders (1994)	303
2. Dwight Hicks (1981)	239
3. Tony Parrish (2002)	204
4. Tony Parrish (2004)	202
5. Zack Bronson (2001)	165

## MOST INTs RETURNED FOR TD, Season

Player	TD
1. Deion Sanders (1994)	3
Ronnie Lott (1981)	3
3. Zack Bronson (2001)	2
Tim McDonald (1995)	2
Ken Norton (1995)	2
Tom Holmoe (1986)	2
Dwight Hicks (1983)	2
Eric Wright (1983)	2
Skip Vanderbundt (1972)	2

## MOST INTs BY A NON-DB, Season

Player	INT
1. Jim Fahnhorst, LB (1986)	4
Keena Turner, LB (1984)	4
Frank Nunley, LB (1974)	4

Led NFL

Led Conference

## TOP SINGLE-GAME INTERCEPTION TOTALS

### MOST INTERCEPTIONS IN SINGLE GAME

Player	Game	INT
1. Dave Baker	at LA Rams (12/4/60)	4
2. Walt Harris	vs. Oak. (10/8/06)	3
Ronnie Heard	vs. Arz. (10/27/02)	3
Rod Woodson	vs. NO (9/14/97)	3
Eric Wright	at Min. (9/8/83)	3
Tony Leonard	vs. Cin. (10/1/78)	3
Dave Baker	at Dal. (11/20/60)	3

### MOST INTERCEPTION RETURN YARDS IN SINGLE GAME

Player	Game	Yards
1. Dwight Hicks	at Was. (10/4/81)	104
2. Zack Bronson	at Chi. (10/28/01)	97
3. Merton Hanks	vs. NO (11/22/93)	94
Al Randolph	vs. Chi. (12/11/66)	94
5. Deion Sanders	at Atl. (10/16/94)	93
6. Deion Sanders	at SD (12/11/94)	90
Kermit Alexander	at Pit. (11/24/68)	90
8. NaVorro Bowman	vs. Atl. (12/23/13)	89
9. Tory Nixon	at GB (10/26/86)	88
10. Patrick Willis	at Sea. (9/14/08)	86
Eric Davis	vs. StL (11/26/95)	86

### MOST INTs RETURNED FOR TD IN SINGLE GAME

Player	Game	INT
1. Ken Norton	at StL (10/22/95)	2
2. 49 Players	68 Times	1

# ALL-TIME REGULAR SEASON SACKS

## ALL-TIME SACK LEADERS

Player	Years	Sacks
1. Bryant Young (DT)	1994–2007 (14)	89.5
2. Charles Haley (LB)	1986–1999 (7)	66.5
3. Dana Stubblefield (DT)	1993–2002 (7)	46.5
4. Dwaine Board (DE)	1982–1988 (10)	45.0
5. <b>Aldon Smith (LB)</b>	<b>2011–* (3)</b>	<b>42.0</b>
6. <b>Justin Smith (DT)</b>	<b>2008–* (6)</b>	<b>38.5</b>
7. Chris Doleman (DE)	1996–1998 (3)	38.0
8. <b>Ahmad Brooks (LB)</b>	<b>2009–* (5)</b>	<b>33.0</b>
9. Andre Carter (DE)	2001–2005 (5)	32.0
10. Jeff Stover (DE)	1982–1988 (7)	30.5
11. Roy Barker (DE)	1996–1998 (3)	30.0
12. Pierce Holt (DE)	1988–1992 (5)	29.5
13. Larry Roberts (DE)	1986–1993 (8)	28.0
Fred Dean (DE)	1981–1985 (5)	28.0
15. Tim Harris (LB)	1991–1995 (4)	26.0
16. Kevin Fagan (DE)	1987–1993 (7)	25.5
17. Dennis Brown (DE)	1990–1996 (7)	24.5
18. Michael Carter (NT)	1984–1992 (9)	22.5
19. Parys Haralson (LB)	2006–2012 (7)	21.5
Julian Peterson (LB)	2000–2005 (6)	21.5

Note: Includes figures since 1982, when sacks first became an official statistic

## MOST SACKS IN SINGLE SEASON

Player	Year	Sacks
1. <b>Aldon Smith</b>	<b>2012</b>	<b>19.5</b>
2. Fred Dean	1983	17.5
3. Tim Harris	1992	17.0
4. Charles Haley	1990	16.0
5. Chris Doleman	1998	15.0
Dana Stubblefield	1997	15.0
7. <b>Aldon Smith</b>	<b>2011*</b>	<b>14.0</b>
8. Dwaine Board	1983	13.0
9. Andre Carter	2002	12.5
Roy Barker	1996	12.5

Led Conference \*Rookie Year

## MOST SACKS IN SINGLE GAME

Player	Game	Sacks
1. Fred Dean	vs. NO (11/13/83)	6.0
2. <b>Aldon Smith</b>	<b>vs. Chi. (11/19/12)</b>	<b>5.5</b>
3. Roy Barker	at StL (10/25/98)	4.0
Chris Doleman	at NO (10/11/98)	4.0
Dana Stubblefield	at Phi. (11/10/97)	4.0
Pierce Holt	vs. NYG (11/27/89)	4.0
Dwaine Board	at LA Raiders (9/22/85)	4.0

# ALL-TIME REGULAR SEASON PUNTING

## ALL-TIME LEADING PUNTERS (BY AVERAGE)

Player	Years	Punts	Yards	Avg	Net	Lg	In20	Blk
1. <b>Andy Lee</b>	<b>2004–* (10)</b>	<b>869</b>	<b>40,099</b>	<b>46.1</b>	<b>39.5</b>	<b>82</b>	<b>272</b>	<b>3</b>
2. Tommy Davis	1959–1969 (11)	511	22,833	44.7	NA	82	NA	2
3. Frankie Albert	1950–1952 (3)	139	5,830	41.9	NA	70	NA	1
4. Tommy Thompson	1995–1997 (3)	208	8,711	41.9	35.6	65	55	3
5. Tom Wittum	1973–1977 (5)	380	15,494	40.8	NA	68	NA	9
6. Jim Miller	1980–1982 (3)	214	8,686	40.6	31.7	80	36	1
7. Jason Baker	2001–2002 (2)	111	4,501	40.5	34.1	64	33	0
8. Max Runager	1984–1988 (5)	281	11,394	40.5	33.8	62	36	1
9. Klaus Wilmsmeyer	1992–1994 (3)	145	5,871	40.5	35.0	61	48	0
10. Chad Stanley	1999–2000 (2)	138	5,464	39.6	31.5	70	35	3

\*minimum 100 punts

## BEST PUNTING AVERAGE IN SINGLE SEASON

Player	Year	Punts	Yards	Avg	Net	Lg	In20	Blk
1. <b>Andy Lee</b>	<b>2011</b>	<b>78</b>	<b>3,970</b>	<b>50.9</b>	<b>44.0</b>	<b>68</b>	<b>28</b>	<b>1</b>
2. <b>Andy Lee</b>	<b>2013</b>	<b>79</b>	<b>3,804</b>	<b>48.2</b>	<b>41.7</b>	<b>62</b>	<b>27</b>	<b>0</b>
3. <b>Andy Lee</b>	<b>2012</b>	<b>67</b>	<b>3,226</b>	<b>48.1</b>	<b>43.2</b>	<b>66</b>	<b>36</b>	<b>0</b>
4. <b>Andy Lee</b>	<b>2008</b>	<b>66</b>	<b>3,155</b>	<b>47.8</b>	<b>39.0</b>	<b>82</b>	<b>13</b>	<b>1</b>
5. <b>Andy Lee</b>	<b>2009</b>	<b>99</b>	<b>4,711</b>	<b>47.6</b>	<b>41.0</b>	<b>64</b>	<b>30</b>	<b>0</b>
6. <b>Andy Lee</b>	<b>2007</b>	<b>105</b>	<b>4,968</b>	<b>47.3</b>	<b>41.0</b>	<b>74</b>	<b>42</b>	<b>0</b>
7. <b>Andy Lee</b>	<b>2010</b>	<b>91</b>	<b>4,203</b>	<b>46.2</b>	<b>38.2</b>	<b>64</b>	<b>34</b>	<b>0</b>
8. Tommy Davis	1965	54	2,471	45.8	NA	65	NA	0
9. Tommy Davis	1959	59	2,694	45.7	NA	71	NA	0
10. Tommy Davis	1962	48	2,188	45.6	NA	82	NA	0

Led NFL

Led Conference

+ NFL Record

## MOST PUNTS IN SINGLE GAME

Player	Game	Punts
1. Tom Wittum	vs. LA Rams (11/21/76)	11
2. <b>Andy Lee</b>	<b>vs. Sea. (9/30/07)</b>	<b>10</b>
Jim Miller	vs. Atl. (11/8/81)	10
Jim Miller	vs. LA Rams (10/25/81)	10
Mike Connell	at Atl. (11/5/78)	10
Mike Connell	vs. Cin. (10/1/78)	10
Tom Wittum	at Atl. (11/6/77)	10
Tom Wittum	vs. Atl. (10/23/76)	10
Tommy Davis	at Det. (10/6/63)	10

## BEST PUNT AVG. IN SINGLE GAME

Player	Game	Avg
1. <b>Andy Lee</b>	<b>vs. Sea. (9/11/11)</b>	<b>59.6</b>
2. <b>Andy Lee</b>	<b>at Bal. (11/24/11)</b>	<b>57.6</b>
3. <b>Andy Lee</b>	<b>at Pit. (9/23/07)</b>	<b>57.2</b>
4. <b>Andy Lee</b>	<b>at StL (1/1/12)</b>	<b>56.8</b>
5. <b>Andy Lee</b>	<b>at NE (12/16/12)</b>	<b>56.6</b>
6. <b>Andy Lee</b>	<b>vs. Dal. (9/18/11)</b>	<b>55.3</b>
7. Klaus Wilmsmeyer	vs. Det. (10/9/94)	55.0
8. <b>Andy Lee</b>	<b>at StL (12/21/08)</b>	<b>54.8</b>

\*minimum 4 punts

## MOST PUNTS, Career

Player	Punts
1. <b>Andy Lee</b> .....	<b>869</b>
2. Tommy Davis .....	511
3. Tom Wittum .....	380
4. Max Runager .....	281
5. Steve Spurrier .....	230

## MOST PUNTS INSIDE 20, Career

Player	In20
1. <b>Andy Lee</b> .....	<b>272</b>
2. Max Runager .....	84
3. Tommy Thompson .....	55
4. Barry Helton .....	50
5. Klaus Wilmsmeyer .....	48

\*inside-the-20 became official stat in 1976

## MOST PUNTS, Season

Player	Punts
1. <b>Andy Lee (2005)</b> .....	<b>107</b>
2. <b>Andy Lee (2007)</b> .....	<b>105</b>
3. <b>Andy Lee (2009)</b> .....	<b>99</b>
4. <b>Andy Lee (2004)</b> .....	<b>96</b>
Mike Connell (1978) .....	96

## MOST PUNTS INSIDE 20, Season

Player	In20
1. <b>Andy Lee (2007)</b> .....	<b>42</b>
2. <b>Andy Lee (2012)</b> .....	<b>36</b>
3. <b>Andy Lee (2010)</b> .....	<b>34</b>
4. <b>Andy Lee (2009)</b> .....	<b>30</b>
Max Runager (1985) .....	30
6. <b>Andy Lee (2011)</b> .....	<b>28</b>

\*inside-the-20 became official stat in 1976

# ALL-TIME REGULAR SEASON PUNT RETURNS

## ALL-TIME LEADERS IN PUNT RETURNS (BY AVERAGE)

Player	Years	PR	FC	Yards	Avg	Lg	TD
1. Manfred Moore	1974–1975 (2)	21	0	309	14.7	88t	1
2. Jim Cason	1950–1952, '54 (4)	24	NA	288	12.0	33	0
3. Ted Ginn Jr.	2010–2012 (3)	94	48	1,113	11.8	78t	2
4. Allen Rossum	2008–2009 (2)	27	8	307	11.4	45	0
5. Iheanyi Uwaezuoke	1996–1998 (3)	34	14	373	11.0	36	0
<b>6. LaMichael James</b>	<b>2012–* (2)</b>	<b>23</b>	<b>12</b>	<b>251</b>	<b>10.9</b>	<b>40</b>	<b>0</b>
7. Dana McLemore	1982–1987 (6)	142	38	1,531	10.8	93t	4
8. Jimmy Williams	2001–2004 (4)	55	18	576	10.5	89t	1
9. Dexter Carter	1990–1996 (7)	117	56	1,213	10.4	78t	2
10. John Taylor	1987–1995 (9)	149	55	1,517	10.2	95t	2

\*minimum 20 returns

## BEST PUNT RETURN AVERAGE IN SINGLE SEASON

Player	Year	PR	FC	Yards	Avg	Lg	TD
1. Jimmy Williams	2002	20	8	336	16.8	89t	1
2. Hugh McElhenny	1952	20	NA	284	14.2	94t	1
3. Ted Ginn Jr.	2010	24	18	321	13.4	78t	1
4. Joe Arenas	1951	21	NA	272	13.0	51	0
5. John Taylor	1988	44	7	556	12.6	95t	2
6. Dana McLemore	1987	21	7	265	12.6	83t	1
7. Ted Ginn Jr.	2011	38	18	466	12.3	55t	1
8. Dexter Carter	1993	34	20	411	12.1	72t	1
9. Bruce Taylor	1970	43	10	516	12.0	76	0
10. John Taylor	1989	36	20	417	11.6	37	0

\*minimum 20 returns

Led NFL    Led Conference

## TOP SINGLE-GAME PUNT RETURN PERFORMANCES

### MOST PUNT RETURN YARDS IN SINGLE GAME

Player	Game	Yards
1. Tony Leonard	vs. NO (10/17/76)	141
2. Bruce Taylor	at Hou. (11/15/70)	133
3. Dexter Carter	vs. Min. (10/3/93)	131
4. Dexter Carter	vs. Min. (12/18/95)	126
5. Dana McLemore	vs. LA Rams (1/2/83)	125

### MOST PUNT RETURNS IN SINGLE GAME

Player	Game	Returns
1. Tony Leonard	vs. NO (10/17/76)	9
Ralph McGill	at Atl. (10/29/72)	9
3. Michael Lewis	vs. StL (11/18/07)	7
Dana McLemore	at NO (11/25/84)	7
Tony Leonard	at Atl. (11/6/77)	7
Tony Leonard	vs. LA Rams (11/21/76)	7
Ralph McGill	at Phi. (11/30/75)	7
Ralph McGill	vs. Atl. (10/12/75)	7

### BEST PUNT RETURN AVERAGE IN SINGLE GAME

Player	Game	Avg
1. Ted Ginn Jr.	at StL (12/26/10)	32.3
2. Dexter Carter	vs. Min. (12/18/95)	31.5
3. Dana McLemore	vs. LA Rams (1/2/83)	31.3
4. Abe Woodson	at GB (10/21/62)	30.3
5. John Taylor	vs. Was. (11/21/88)	28.3
6. Chuck Levy	at Phi. (11/10/97)	27.3
7. Dexter Carter	vs. Min. (10/3/93)	26.2
8. Dana McLemore	at NYG (10/8/84)	25.8
9. Bruce Taylor	vs. NYG (12/21/75)	25.7
10. Freddie Solomon	vs. TB (10/26/80)	25.0

\*minimum of 3 punt returns

## MOST PUNT RETURNS, Career

Player	PR
1. John Taylor	149
2. Dana McLemore	142
Bruce Taylor	142
4. Joe Arenas	124
5. Kermit Alexander	120
6. Dexter Carter	117
7. Freddie Solomon	106
8. Ralph McGill	105
Abe Woodson	105
10. Hugh McElhenny	99

## MOST PUNT RETURN YARDS, Career

Player	Yards
1. Dana McLemore	1,531
2. John Taylor	1,517
3. Bruce Taylor	1,323
4. Dexter Carter	1,213
5. Ted Ginn Jr.	1,113
6. Ralph McGill	964
7. Abe Woodson	949
8. Freddie Solomon	804
9. Kermit Alexander	782
10. Joe Arenas	774

## MOST PUNT RETURN TDs, Career

Player	TD
1. Dana McLemore	4
2. Kermit Alexander	2
Dexter Carter	2
Ted Ginn Jr.	2
Freddie Solomon	2
John Taylor	2
Abe Woodson	2

## MOST PUNT RETURNS, Season

Player	PR
1. R.W. McQuarters (1998)	47
2. Dana McLemore (1984)	45
3. Michael Lewis (2007)	44
John Taylor (1988)	44
5. Bruce Taylor (1970)	43
6. Ted Ginn Jr. (2011)	38
Dexter Carter (1996)	38
Don Griffin (1986)	38
Dana McLemore (1985)	38
10. Dexter Carter (1996)	36
John Taylor (1989)	36

## MOST PUNT RETURN TDs, Season

Player	TD
1. John Taylor (1988)	2
Freddie Solomon (1980)	2

# ALL-TIME REGULAR SEASON KICKOFF RETURNS

## ALL-TIME LEADERS IN KICKOFF RETURNS (BY AVERAGE)

Player	Years	KR	Yards	Avg	Lg	TD
1. Abe Woodson	1958–1964 (7)	166	4,873	29.4	105t	5
<b>2. LaMichael James</b>	<b>2012–* (2)</b>	<b>26</b>	<b>738</b>	<b>28.4</b>	<b>62</b>	<b>0</b>
3. Joe Arenas	1951–1957 (7)	139	3,798	27.3	96	1
4. Allen Rossum	2008–2009 (2)	54	1,411	26.1	104t	1
5. Lenny Lyles	1959–1960 (2)	42	1,091	26.0	97t	1
6. Vic Washington	1971–1973 (3)	84	2,178	25.9	98t	1
7. Mike Holmes	1974–1975 (2)	27	671	24.9	57	0
8. J.D. Smith	1956–1964 (9)	36	882	24.5	39	0
9. Amos Lawrence	1981–1982 (2)	26	627	24.1	92t	1
10. James Owens	1979–1980 (2)	72	1,728	24.0	101t	2

\*minimum 25 returns

## BEST KICKOFF RETURN AVERAGE IN SINGLE SEASON

Player	Year	KR	Yards	Avg	Lg	TD
1. Joe Arenas	1953	16	551	34.4	82	0
2. Abe Woodson	1963	29	935	32.2	103t	3
3. Abe Woodson	1962	37	1,157	31.3	79	0
4. Lenny Lyles	1960	17	526	30.9	97t	1
5. Joe Arenas	1956	27	801	29.7	96	1
6. Abe Woodson	1960	17	498	29.3	64	0
7. Abe Woodson	1961	27	782	29.0	98t	1
8. Vic Washington	1972	27	771	28.6	98t	1
9. Ted Ginn Jr.	2011	29	800	27.6	102t	1
10. Abe Woodson	1964	32	880	27.5	70	0

\*minimum 1.25 ret/game

Led NFL

Led Conference

## TOP SINGLE-GAME KICKOFF RETURN PERFORMANCES

### MOST KICKOFF RETURN YARDS IN SINGLE GAME

Player	Game	Yards
1. Abe Woodson	vs. Det. (11/11/62)	210
2. Abe Woodson	at Det. (9/23/62)	205
3. Lenny Lyles	vs. Bal. (12/18/60)	202
4. Maurice Hicks	vs. SD (10/15/06)	195
5. Allen Rossum	vs. Phi. (10/12/08)	194

### MOST KICKOFF RETURNS IN SINGLE GAME

Player	Game	Returns
1. Maurice Hicks	vs. SD (10/15/06)	9
Allen Rossum	vs. Phi. (10/12/08)	9
3. Maurice Hicks	at Was. (10/23/05)	8
4. (15 times) Last: Ted Ginn Jr.	at SD (12/16/10)	7

### BEST KICKOFF RETURN AVERAGE IN SINGLE GAME

Player	Game	Avg
1. Lenny Lyles	vs. Bal. (12/18/60)	67.3
2. Doug Cunningham	vs. NO (10/22/67)	53.0
3. Abe Woodson	vs. Min. (9/29/63)	51.0
4. Allen Rossum	vs. Arz. (11/10/08)	46.5
5. Amos Lawrence	vs. LA Rams (11/22/81)	46.0
Abe Woodson	vs. NYG (11/17/63)	46.0

\*minimum of 3 kickoff returns

## GAME

Player	Game	TD
1. (21 times) Last: Ted Ginn Jr.	vs. Sea. (9/11/11)	1

## MOST KICKOFF RETURNS, Career

Player	KR
1. Dexter Carter	217
2. Maurice Hicks	185
3. Abe Woodson	166
4. Joe Arenas	139
5. Kermit Alexander	137
6. Ted Ginn Jr.	87
7. Vic Washington	84
8. Carl Monroe	76
9. James Owens	72
10. Paul Hofer	68
Doug Cunningham	68

## MOST KICKOFF RETURN YARDS, Career

Player	Yards
1. Abe Woodson	4,873
2. Dexter Carter	4,707
3. Maurice Hicks	4,242
4. Joe Arenas	3,798
5. Kermit Alexander	3,271
6. Vic Washington	2,178
7. Ted Ginn Jr.	2,045
8. James Owens	1,728
9. Carl Monroe	1,660
10. Doug Cunningham	1,613

## MOST KICKOFF RETURN TDs, Career

Player	TD
1. Abe Woodson	5
2. Dexter Carter	2
James Owens	2
Dave Williams	2
5. (10 times) Last: Ted Ginn Jr.	1

## MOST KICKOFF RETURNS, Season

Player	KR
1. Maurice Hicks (2007)	63
2. Maurice Hicks (2006)	57
3. Vinny Sutherland (2001)	50
4. Dexter Carter (1994)	48
5. Ted Ginn Jr. (2010)	47
Allen Rossum (2008)	47
7. Dexter Carter (1996)	41
Dexter Carter (1990)	41
James Owens (1979)	41

## MOST KICKOFF RETURN TDs, Season

Player	TD
1. Abe Woodson (1963)	3
2. (18 times) Last: Ted Ginn Jr. (2011)	1

# 49ERS LONGEST PLAYS

## LONGEST RUNS FROM SCRIMMAGE

96t	Garrison Hearst vs. NYJ	9/6/98
89t	Hugh McElhenny at Dal. Texans	10/5/52
86t	Hugh McElhenny at GB	11/18/56
82t	Hugh McElhenny vs. Dal. Texans	10/26/52
80	Wilbur Jackson vs. NO	11/27/77
<b>80t</b>	<b>Frank Gore vs. Sea</b>	<b>9/20/09</b>
80t	Delvin Williams vs. Was.	11/7/76
80t	J.D. Smith vs. GB	12/7/58
<b>79t</b>	<b>Frank Gore vs. Sea</b>	<b>9/20/09</b>
78t	Kevan Barlow vs. Pit.	11/17/03
78t	Joe Perry vs. Dal. Texans	10/26/52
78t	Joe Perry vs. GB	12/10/50

## BACK

<b>50t</b>	<b>Colin Kaepernick vs. Mia</b>	<b>12/9/12</b>
<b>50</b>	<b>Colin Kaepernick at StL</b>	<b>12/2/12</b>
49t	Steve Young vs. Min.	10/30/88
45	Y.A. Tittle at Bal. Colts	11/24/57
42	Frankie Albert at GB	11/26/50

## LONGEST PASSES

97t	Steve Young to John Taylor at Atl.	11/3/91
96t	Joe Montana to Jerry Rice at SD	11/27/88
95t	Joe Montana to John Taylor at LA Rams	12/11/89
93t	Steve DeBerg to Freddie Solomon vs. Atl.	9/28/80
92t	Joe Montana to John Taylor at LA Rams	12/11/89
89t	Tim Rattay to Brandon Lloyd vs. Dal.	9/25/05
85t	Jim Plunkett to Delvin Williams vs. Was.	11/7/76
83t	John Brodie to Dave Parks at LA Rams	10/18/64
82	Steve Young to Terry Kirby at Atl.	10/19/97
81t	Steve Young to Garrison Hearst vs. NO	11/22/98
81t	Elvis Grbac to Jerry Rice at Dal.	11/12/95
81t	Steve Spurrier to Ted Kwalick vs. NO	10/22/72
80t	(7x) Last time: Steve Young to Jerry Rice at Det.	12/19/93

## LONGEST PUNTS

86	Larry Barnes vs. Chi.	9/29/57
<b>82</b>	<b>Andy Lee vs. NE</b>	<b>10/5/08</b>
82	Tommy Davis vs. Min.	9/30/62
<b>81</b>	<b>Andy Lee at TB</b>	<b>11/21/04</b>
81	Tommy Davis at StL Cardinals	11/25/62
80	Jim Miller at Den.	9/19/82
79	Tommy Davis at Chi.	10/14/62
76	Larry Barnes vs. Bal.	12/8/57
75	Verl Lillywhite vs. Cle.	9/30/57
<b>74</b>	<b>Andy Lee vs. Bal.</b>	<b>10/7/07</b>
74	Tommy Davis vs. Chi.	10/30/51
72	Jon Kilgore vs. Chi.	12/6/69
<b>71</b>	<b>Andy Lee vs. Sea</b>	<b>9/30/07</b>
<b>71</b>	<b>Andy Lee at StL</b>	<b>9/16/07</b>
71	Tommy Davis vs. Chi.	10/25/59

## LONGEST PUNT RETURNS

95t	John Taylor vs. Was.	11/21/88
94t	Hugh McElhenny at Chi.	10/19/52
93t	Dana McLemore vs. LA Rams	1/2/83
89t	Jimmy Williams vs. Sea	12/1/02
88t	Manfred Moore vs. Atl.	11/24/74
85t	Abe Woodson at GB	10/21/62
83t	Dana McLemore vs. Chi.	12/14/87
80t	Abe Woodson vs. Det.	11/5/61
79t	Dana McLemore at NYG	10/8/84
78t	Ted Ginn Jr. at StL	12/26/10
78t	Dexter Carter vs. Min.	12/18/95

## LONGEST KICKOFF RETURNS

105t	Abe Woodson at LA Rams	11/8/59
104t	Allen Rossum at Arz.	11/11/08
103t	Abe Woodson vs. Min.	9/15/63
102t	Ted Ginn Jr. vs. Sea	9/11/11
101t	Terry Kirby vs. Car.	11/16/97
101t	James Owens at Det.	11/2/80
99t	Abe Woodson at NYG	11/17/63
98t	Dexter Carter vs. NO	12/1/91
98t	Vic Washington at Atl.	10/29/72
98t	Abe Woodson at Det.	10/1/61
97t	Vic Washington vs. Dal.	12/23/72
97t	Lenny Lyles vs. Bal.	12/18/60
96t	Dexter Carter at Was.	11/6/94
96	Joe Arenas vs. Bal.	12/16/56

## LONGEST INTERCEPTION RETURNS

97t	Zack Bronson at Chi.	10/28/01
94t	Alvin Randolph vs. Chi.	12/11/66
93t	Deion Sanders at Atl.	10/16/94
90t	Deion Sanders at SD	12/11/94
<b>89t</b>	<b>NaVorro Bowman vs. Atl.</b>	<b>12/23/13</b>
88t	Tory Nixon at GB	10/26/86
<b>86t</b>	<b>Patrick Willis at Sea</b>	<b>9/14/08</b>
86t	Eric Davis vs. StL	11/26/95
83t	Ronnie Lott at KC	12/26/82
82	Carlton Williamson vs. Sea	11/25/85
77t	Tom Holmoe vs. StL Cardinals	11/9/86
74t	Deion Sanders vs. NO	9/25/94

## LONGEST FUMBLE RETURNS

99t	Don Griffin vs. Chi.	12/23/91
96t	Lee Woodall vs. Buf.	12/3/95
80t	Dwaine Carpenter at Chi.	10/31/04
80t	Dwight Hicks at Was.	10/4/81
78t	Derrick Johnson at Arz. (Mexico City)	10/2/05
75t	Clark Miller at Det.	11/14/65
73t	Skip Vanderbunt at Dal.	11/23/72
71	Gerard Williams vs. NO	9/23/79
71t	Darnell Walker at Min.	10/24/99
66t	Windlan Hall vs. Phi.	12/2/73
65t	Keena Turner at Was.	12/1/85
63t	Tommy Hart at StL Cardinals	10/24/71

## LONGEST FIELD GOALS

63	David Akers at GB	9/9/12
<b>56</b>	<b>Phil Dawson at Arz.</b>	<b>12/29/13</b>
56	Joe Nedney at StL	12/24/05
56	Mike Cofer at Atl.	10/14/90
55	David Akers at Det.	10/16/11
55	David Akers vs. Dal.	9/18/11
54	David Akers at Sea	12/23/12
54	Steve Mike-Mayer at LA Rams	11/9/75
54	Bruce Gossett vs. NO	10/21/73
53	David Akers at Cin.	9/25/11
53	Joe Nedney vs. Phi.	10/12/08
53	Ray Wersching at Det.	9/2/84
53	Tommy Davis at LA Rams	10/18/64

## LONGEST RETURNS OF FIELD GOAL ATTEMPT

92t	Bruce Taylor at NO	12/13/70
74t	Nate Clements at NYG	10/19/08
62t	Johnny Jackson at Dal.	10/15/89
58t	Bruce Taylor at NO	9/26/71
41t	Donald Strickland vs. Phi.	10/12/08
38	Kermit Alexander vs. Phi.	11/20/66
30	Kermit Alexander at Phi.	9/20/64



## NFL RECORDS BY 49ERS

### Most Consecutive Seasons Leading NFL in Passer Rating

4 Steve Young (1991–94)

### Most Consecutive 300–Yard Passing Games

6 Steve Young (1998); tied with StL Kurt Warner (2000) and Oak. Rich Gannon (2000)

### Highest Single–Game Completion Percentage (min. 15 atts.)

94.7 Alex Smith at Arz. (10/29/12)

### Most Seasons Leading League in Passing Touchdowns

4 Steve Young (1992–94, '98); tied with Johnny Unitas (1957–60), Len Dawson (1962–63, 1965–66), Brett Favre (1995–97, 2003)

### Most Receiving Touchdowns in a Game

5 Jerry Rice at Atl. (10/14/90); tied with Chi. Bob Shaw vs. Bal. (10/2/50) and SD Kellen Winslow vs. Oak. (11/22/81)

### Most Interceptions in a Game

4 Dave Baker vs. LA Rams (12/4/60); tied with 17 others

### Most Interceptions Returned for a Touchdown in a Game

2 Ken Norton vs. StL (10/22/95); tied with 26 others

### Most Seasons Leading League in Kickoff Return Avg.

3 Abe Woodson (1959, 1962–63)

### Most Points in a Season, No Touchdowns, Single Season

166 David Akers (2011)

### Most Field Goals Attempted in a Season

52 David Akers (2011)

### Most Field Goals Made in a Season

44 David Akers (2011)

### Longest Field Goal Made

63 Yds. David Akers (9/9/12); tied with 3 others

### Highest Single Season Net Punting Average

44.0 Andy Lee (2011)

## 49ERS NFL LEADERS

### RUSHING CHAMPIONS

1953	Joe Perry	1,018
1954	Joe Perry	1,049

### PASSING CHAMPIONS (Passer Rating)

1970	John Brodie	93.9
1987	Joe Montana	102.1
1989	Joe Montana	112.4
1991	Steve Young	101.8
1992	Steve Young	107.0
1993	Steve Young	101.5
1994	Steve Young	112.8
1996	Steve Young	97.2
1997	Steve Young	104.7

## 49ERS NFL LEADERS

### RECEIVING CHAMPIONS (Receptions)

1954	Billy Wilson	60
1956	Billy Wilson	60
1957	Billy Wilson	52
1965	Dave Parks	80
1968	Clifton McNeil	71
1982	Dwight Clark	60
1985	Roger Craig	92
1990	Jerry Rice	100
1996	Jerry Rice	108

### RECEIVING CHAMPIONS (Touchdowns)

1953	Billy Wilson	10
1972	Gene Washington	12
1986	Jerry Rice	16
1987	Jerry Rice	22
1989	Jerry Rice	17
1990	Jerry Rice	13
1991	Jerry Rice	14
1993	Jerry Rice	16
1994	Jerry Rice	13
2001	Terrell Owens	16
2002	Terrell Owens	13
2009	Vernon Davis #	13

### PUNTING CHAMPIONS (Based on Average)

1962	Tommy Davis	45.6
2011	Andy Lee	50.9

### SCORING

1952	Gordie Soltau	94
1953	Gordie Soltau	114
1984	Ray Wersching	131
1987	Jerry Rice	138
1989	Mike Cofer	136
2011	David Akers	166*

### KICKOFF RETURNS (Based on Average)

1953	Joe Arenas	34.4
1959	Abe Woodson	29.4
1962	Abe Woodson	31.3
1963	Abe Woodson	32.2

### FIELD GOALS MADE

1960	Tommy Davis	19
2011	David Akers	44*

### PUNT RETURNS (Based on Yards)

1960	Abe Woodson	174
1988	John Taylor	556

### INTERCEPTIONS

1960	Dave Baker	10
1986	Ronnie Lott	10
2003	Tony Parrish	9#

\*NFL Record #Shared NFL Lead

# ROOKIE SEASON RECORDS

## RUSHING ATTEMPTS

No	Att	Player	Year
1.	191	Vic Washington	1971
2.	189	Ken Willard	1965
3.	174	Wilbur Jackson	1974
4.	171	Earl Cooper	1980
5.	129	John H. Johnson	1954
<b>6.</b>	<b>127</b>	<b>Frank Gore</b>	<b>2005</b>
7.	125	Kevan Barlow	2001
8.	109	Don Lisbon	1963
9.	98	Hugh McElhenny	1952
10.	96	Billy Kilmer	1961

## RECEIVING TOUCHDOWNS

No	TD	Player	Year
1.	8	Dave Parks	1964
2.	5	Jimmy Thomas	1969
	5	R.C. Owens	1957
4.	4	Terrell Owens	1996
	4	J.J. Stokes	1995
	4	Roger Craig	1983
	4	Earl Cooper	1980
	4	Vic Washington	1971
	4	Ken Willard	1965
	4	Carroll Hardy	1955

## PASSES INTERCEPTED

No	INT	Player	Year
1.	15	Tom Owen	1974
2.	11	Alex Smith	2005
3.	7	Steve Spurrier	1967
4.	6	Earl Morrall	1956
5.	5	Dennis Morrison	1974
	5	George Mira	1964
7.	4	Jim Druckenmiller	1997
	4	Scott Bull	1976
	4	Billy Kilmer	1961
10.	3	John Brodie	1957

## RUSHING YARDS

No	Yds	Player	Year
1.	811	Vic Washington	1971
2.	778	Ken Willard	1965
3.	725	Roger Craig	1983
4.	720	Earl Cooper	1980
5.	705	Wilbur Jackson	1974
6.	684	Hugh McElhenny	1952
7.	681	John H. Johnson	1954
<b>8.</b>	<b>608</b>	<b>Frank Gore</b>	<b>2005</b>
9.	512	Kevan Barlow	2001
10.	509	Billy Kilmer	1961

## PASSES COMPLETED

No	Comp	Player	Year
1.	88	Tom Owen	1974
2.	84	Alex Smith	2005
3.	38	Earl Morrall	1956
4.	23	Steve Spurrier	1967
	23	George Mira	1964
6.	21	Jim Druckenmiller	1997
	21	Scott Bull	1976
	21	Dennis Morrison	1975
9.	19	Billy Kilmer	1961
10.	13	Joe Montana	1979

## PUNT RETURNS

No	Ret	Player	Year
1.	47	R.W. McQuarters	1998
2.	38	Don Griffin	1986
3.	35	Anthony Leonard	1976
4.	22	Brandon Williams	2006
	22	Ralph McGill	1972
6.	21	Vinny Sutherland	2001
	21	Joe Arenas	1951
8.	20	Hugh McElhenny	1952

## RUSHING TOUCHDOWNS

No	TD	Player	Year
1.	10	Billy Kilmer	1961
2.	9	John H. Johnson	1954
3.	8	Roger Craig	1983
4.	6	Hugh McElhenny	1952
	6	William Floyd	1994
6.	5	Ken Willard	1965
	5	Dicky Moegle	1955
8.	4	Kevan Barlow	2001
<b>9.</b>	<b>3</b>	<b>Frank Gore</b>	<b>2005</b>
	3	Earl Cooper	1980
	3	Delvin Williams	1974
	3	Vic Washington	1971
	3	J.D. Smith	1958

## PASSING YARDS

No	Yds	Player	Year
1.	1,327	Tom Owen	1974
2.	875	Alex Smith	2005
3.	621	Earl Morrall	1956
4.	331	George Mira	1964
5.	286	Billy Kilmer	1961
6.	252	Scott Bull	1976
7.	239	Jim Druckenmiller	1997
8.	227	Dennis Morrison	1974
9.	211	Steve Spurrier	1967
10.	160	John Brodie	1957

## PUNT RETURN YARDS

No	Yds	Player	Year
1.	406	R.W. McQuarters	1998
2.	377	Don Griffin	1986
3.	293	Anthony Leonard	1976
4.	284	Hugh McElhenny	1952
5.	272	Joe Arenas	1951
6.	219	Ralph McGill	1972

## PUNT RETURN TOUCHDOWNS

No	TD	Player	Year
1.	1	Otis Amey	2005
	1	R.W. McQuarters	1998
	1	Don Griffin	1986
	1	Dana McLemore	1982
	1	Anthony Leonard	1976
	1	Manfred Moore	1974
	1	Hugh McElhenny	1952

## RECEPTIONS

No	Rec	Player	Year
1.	83	Earl Cooper	1980
2.	51	Gene Washington	1969
3.	49	Jerry Rice	1985
<b>4.</b>	<b>48</b>	<b>Michael Crabtree</b>	<b>2009</b>
		Roger Craig	1983
6.	40	Eric Johnson	2001
7.	38	J.J. Stokes	1995
8.	36	Dave Parks	1964
	36	Vic Washington	1971
10.	35	Terrell Owens	1996

## PASSING TOUCHDOWNS

No	TD	Player	Year
1.	10	Tom Owen	1974
2.	2	Scott Bull	1976
	2	George Mira	1964
	2	John Brodie	1957
5.	1	Alex Smith	2005
	1	Jim Druckenmiller	1997
	1	Bill Musgrave	1991
	1	Joe Montana	1979
	1	Dennis Morrison	1974
	1	Bob Waters	1960
	1	Earl Morrall	1956

## PUNTING ATTEMPTS

No	Att	Player	Year
<b>1.</b>	<b>96</b>	<b>Andy Lee</b>	<b>2004</b>
2.	79	Tom Wittum	1973
3.	78	Barry Helton	1988
4.	77	Jim Miller	1980
5.	73	Steve Spurrier	1967

## PUNTING YARDS

No	Yds	Player	Year
<b>1.</b>	<b>3,990</b>	<b>Andy Lee</b>	<b>2004</b>
2.	3,455	Tom Wittum	1973
3.	3,152	Jim Miller	1980
4.	3,069	Barry Helton	1988
5.	2,813	Jason Baker	2001

## RECEIVING YARDS

No	Yds	Player	Year
1.	927	Jerry Rice	1985
2.	711	Gene Washington	1969
3.	703	Dave Parks	1964
<b>4.</b>	<b>625</b>	<b>Michael Crabtree</b>	<b>2009</b>
5.	567	Earl Cooper	1980
6.	520	Terrell Owens	1996
7.	517	J.J. Stokes	1995
8.	402	Alex Loyd	1950
9.	395	R.C. Owens	1957
10.	367	Hugh McElhenny	1952

## PASSES ATTEMPTED

No	Att	Player	Year
1.	184	Tom Owen	1974
2.	165	Alex Smith	2005
3.	78	Earl Morrall	1956
4.	53	George Mira	1964
5.	52	Jim Druckenmiller	1997
6.	51	Dennis Morrison	1974
7.	50	Steve Spurrier	1967
8.	48	Scott Bull	1976
9.	34	Billy Kilmer	1961
10.	23	Joe Montana	1979

## PUNTING AVERAGE\*

No	Avg	Player	Year
1.	45.7	Tommy Davis	1959
2.	43.7	Tom Wittum	1973
<b>3.</b>	<b>41.6</b>	<b>Andy Lee</b>	<b>2004</b>
4.	40.9	Jim Miller	1980
5.	40.7	Jason Baker	2001

\*minimum of 20 punts

## ROOKIE SEASON RECORDS (CONT.)

### KICKOFF RETURNS

No	Ret	Player	Year
1.	50	Vinny Sutherland	2001
2.	41	James Owens	1979
3.	41	Dexter Carter	1971
4.	33	Vic Washington	1990
5.	26	Rasheed Marshall	2005
	26	Anthony Leonard	1976
7.	21	Joe Arenas	1951

### KICKOFF RETURN YARDS

No	Yds	Player	Year
1.	1,140	Vinny Sutherland	2001
2.	1,002	James Owens	1979
3.	858	Vic Washington	1971
4.	783	Dexter Carter	1990
5.	553	Anthony Leonard	1976
6.	542	Joe Arenas	1951

### KICKOFF RETURN TOUCHDOWNS

No	TD	Player	Year
1.	1	Amos Lawrence	1981
	1	James Owens	1979
	1	Dave Williams	1977

### INTERCEPTIONS

No	INT	Player	Year
1.	7	Ronnie Lott	1981
2.	6	Tim McKyer	1986
	6	Dicky Moegle	1955
4.	5	Kermit Alexander	1963
	5	Jimmy Johnson	1961
	5	Dave Baker	1959
	5	Fred Bruney	1953
	5	Jim Powers	1950

### INTERCEPTION RETURN YARDS

No	Yds	Player	Year
1.	138	Alvin Randolph	1967
2.	117	Ronnie Lott	1981
3.	116	Jimmy Johnson	1961
4.	81	Todd Shell	1984
5.	77	Rex Berry	1951

### INTERCEPTION RETURN TOUCHDOWNS

No	TD	Player	Year
1.	3	Ronnie Lott	1981
2.	1	Tim McKyer	1986
	1	Bill Belk	1968
	1	Alvin Randolph	1966

### TOTAL TOUCHDOWNS

No	TD	Player	Year
1.	12	Roger Craig	1983
2.	10	Billy Kilmer	1961
	10	Hugh McElhenny	1952
4.	9	Earl Cooper	1980
	9	Ken Willard	1965
	9	John H. Johnson	1954

### TOTAL POINTS

No	Pts	Player	Year
1.	105	Doug Brien	1994
2.	103	Wade Richey	1997
3.	72	Roger Craig	1983

### SACKS

No	Sacks	Player	Year
1.	14.0	LB Aldon Smith	2011
2.	12.0	DT Charles Haley	1986
3.	10.5	DT Dana Stubblefield	1993
4.	6.5	DE Andre Carter	2001

## ROOKIE SINGLE GAME RECORDS

### RUSHING YARDS

No	Yds	Player	Date	Opp.
1.	170	Hugh McElhenny	10/5/52	Dal.
2.	134	Amp Lee	12/13/92	Min.
3.	131	Billy Kilmer	10/8/61	LA Rams
4.	125	Vic Washington	11/28/71	NYJ
5.	124	Dexter Carter	12/17/90	LA Rams
	124	John H. Johnson	11/20/54	Pit.
7.	118	Jimmy Thomas	12/6/69	Chi.
8.	108	Frank Gore	1/1/06	Hou.
9.	100	Ricky Watters	9/6/92	NYG

### RUSHING TOUCHDOWNS

No	TD	Player	Date	Opp.
1.	4	Billy Kilmer	10/15/61	Min.
2.	3	Ricky Watters	10/18/92	Atl.
	3	Roger Craig	12/4/83	TB

### RECEPTIONS

No	REC	Player	Date	Opp.
1.	10	Jerry Rice	12/9/85	LA Rams
	10	Earl Cooper	9/7/80	NO
3.	9	Earl Cooper	9/14/80	StL
4.	8	Earl Cooper	10/26/80	TB
	8	Earl Cooper	10/19/80	LA Rams
	8	Monty Stickles	9/25/60	NYG

### RECEIVING YARDS

No	Yds	Player	Date	Opp.
1.	241	Jerry Rice	12/9/85	LA Rams
2.	146	Dave Parks	10/25/64	Min.
3.	131	Aaron Thomas	11/19/61	Chi.
4.	125	Clyde Conner	12/8/56	GB
5.	123	Monty Stickles	9/25/60	NYG

### TOTAL TOUCHDOWNS

No	TD	Player	Date	Opp.
1.	4	Billy Kilmer	10/15/61	Min.
2.	3	Roger Craig	12/4/83	TB

### PUNT RETURN YARDS

No	Yds	Player	Date	Opp.
1.	141	Anthony Leonard	10/17/76	NO
2.	133	Bruce Taylor	11/15/70	Houston
3.	125	Dana McLemore	1/2/83	LA Rams
4.	122	Hugh McElhenny	10/19/52	Chi.
5.	109	Ralph McGill	10/29/72	Atl.

### KICKOFF RETURN YARDS

No	Yds	Player	Date	Opp.
1.	179	Vic Washington	11/14/71	NO
2.	172	LaMichael James	12/23/12	Sea.
3.	163	Jamal Willis	10/15/95	Ind.
4.	159	Doug Cunningham	10/22/67	NO
5.	147	Dana McLemore	12/2/82	LA Rams
	147	Vinny Sutherland	11/18/01	Car.

### INTERCEPTIONS

No	INT	Player	Date	Opp.
1.	2	Tim McKyer	12/19/86	LA Rams
	2	Ronnie Lott	10/11/81	Det.
	2	Carlton Williamson	11/29/81	NYG
	2	Ricky Churchman	11/30/80	NE
	2	Jimmy Johnson	11/5/61	Det.
	2	Dicky Moegle	10/23/55	Chi.
	2	Rex Berry	10/21/51	Chi.
	2	Jimmy Powers	10/22/50	Det.

# ROOKIE HIGHLIGHTS

## LONG RUNS FROM SCRIMMAGE

No	Yds	Player	Opp.	Date
1.	89t	Hugh McElhenny	at Dal.	10/5/52
2.	82t	Hugh McElhenny	vs. Dal.	10/26/52
3.	75t	Jimmy Thomas	vs. Chi.	12/6/69
4.	74t	Dexter Carter	at Atl.	10/14/90
5.	72t	Frank Gore	at Was.	10/23/05

## LONG RECEPTIONS

No	Yds	Player	Opp.	Date
1.	83t	Dave Parks	at LA Rams	10/18/64
2.	80t	Dave Parks	vs. Min.	10/25/64
3.	79t	Dave Parks	at Min.	11/8/64
4.	78	Keith Henderson	vs. Atl.	11/12/89
	78t	Carroll Hardy	vs. Det.	10/30/55

## LONG PUNTS

No	Yds	Player	Opp.	Date
1.	86	Larry Barnes	vs. Chi.	9/29/57
2.	81	Andy Lee	at TB	11/21/04
3.	71	Tommy Davis	vs. Chi.	10/25/59
4.	70	Chad Stanley	at Jac.	9/12/99
5.	65	Jim Miller	at NYJ	9/21/80

## LONG PUNT RETURNS

No	Yds	Player	Opp.	Date
1.	94t	Hugh McElhenny	vs. Chi.	10/16/52
2.	93t	Dana McLemore	vs. LA Rams	1/2/83
3.	88t	Manfred Moore	vs. Atl.	11/24/74
4.	76t	Don Griffin	vs. Atl.	11/23/86
	76	Bruce Taylor	at Chi.	11/8/70

## LONG KICKOFF RETURNS

No	Yds	Player	Opp.	Date
1.	94	Doug Cunningham	vs. NO	11/22/67
2.	92t	Amos Lawrence	vs. LA Rams	11/22/81
3.	85t	James Owens	vs. Den.	11/18/79
4.	80t	Dave Williams	at Min.	12/4/77
5.	74	Vic Washington	vs. NE	10/31/71

## LONG RETURNS OF FIELD GOAL ATTEMPTS

No	Yds	Player	Opp.	Date
1.	92t	Bruce Taylor	at NO	12/13/70
2.	62t	Johnny Jackson	at Dal.	10/15/89

## LONG COMPLETIONS

No	Yds	Player	Opp.	Date
1.	79t	George Mira	at Min.	11/8/64
2.	68t	Tom Owen	at Chi.	11/17/74
3.	53t	Tom Owen	vs. Atl.	11/24/74
4.	50t	Harry Sydney	vs. NO	11/15/87
	50	Jim Powers	at Det.	10/8/50

## LONG INTERCEPTION RETURNS

No	Yds	Player	Opp.	Date
1.	94t	Alvin Randolph	vs. Chi.	12/11/66
2.	70t	Jason Webster	vs. Atl.	11/19/00
	70	Bruce Taylor	vs. GB	11/1/70
4.	63	Jimmy Johnson	vs. GB	12/10/61
5.	53t	Todd Shell	at NO	11/25/84

## LONG FIELD GOALS

No	Yds	Player	Opp.	Date
1.	54	Steve Mike-Mayer	at LA Rams	11/9/75
2.	52	Jose Cortez	vs. StL	9/23/01
3.	49	Jose Cortez	at NYJ	10/1/01
4.	48	Doug Brien	at NO	11/28/94
5.	47	Doug Brien	at LA Rams	9/18/94

## LONG FUMBLE RETURNS

No	Yds	Player	Opp.	Date
1.	75t	Derrick Johnson	at Arz.	10/2/05
2.	34	Eric Davis	at LA Rams	12/17/90
3.	18	Ed Pine	at Min.	12/2/62
4.	17	Jamie Winborn	at NO	1/6/02
5.	16	Jack Capple	vs. Min.	10/24/65

## 100-YARD RUSHING GAMES

Player	Game(s)	Yards (Att-Lg-TD)
1. Hugh McElhenny	at Dal. Texans (10/5/52)	170 (7-89t-1)
2. Joe Perry**	vs. Bal. (10/29/50)	142 (16-49-0)
3. Joe Perry**	vs. GB (12/10/50)	135 (9-78t-1)
4. Amp Lee	at Min. (12/13/92)	134 (23-43-1)
5. Billy Kilmer	vs. LA Rams (10/8/61)	131 (19-26-2)
6. Vic Washington	at NYJ (11/28/71)	125 (27-20-1)
7. Dexter Carter	at LA Rams (12/17/90)	124 (13-74t-1)
John Henry Johnson	at Pit. (11/20/54)	124 (17-24t-1)
9. Jimmy Thomas	vs. Chi. (12/6/69)	118 (6-75t-1)
10. Billy Kilmer	at Min. (10/15/61)	115 (20-21-4)
11. Ken Willard	at Min. (11/28/65)	113 (18-21-0)
12. Frank Gore	vs. Hou. (1/1/06)	108 (25-28-0)
Joe Arenas	vs. GB (12/9/51)	108 (12-14-2)
14. Billy Kilmer	at Det. (10/1/61)	103 (16-31-2)
Hugh McElhenny	at Chi. (10/19/52)	103 (12-25t-2)

\*\*Player who was in his 1st NFL season, but had previous prof experience.

## 100-YARD RECEIVING GAMES

Player	Game(s)	Yards (Rec-TD)
1. Jerry Rice	vs. LA Rams (12/9/85)	241 (10-1)
2. Dave Parks	vs. Min. (10/25/64)	146 (5-1)
3. Aaron Thomas	vs. Chi. (11/19/61)	131 (3-2)
4. Clyde Conner	vs. GB (12/8/56)	125 (7-1)
5. Monty Stickles	vs. NYG (9/25/60)	123 (8-0)
6. Carroll Hardy	at GB (11/20/55)	122 (4-2)
7. Bernie Casey	vs. GB (12/10/61)	118 (5-1)
Hugh McElhenny	at NYG (11/9/52)	118 (4-0)
9. Dave Parks	at LA Rams (10/18/64)	112 (3-1)
10. Jerry Rice	vs. Dal. (12/22/85)	111 (7-0)
11. Terrell Owens	vs. Car. (12/8/96)	110 (5-1)
12. J.J. Stokes	at Atl. (12/24/95)	106 (5-1)
Alyn Beals**	vs. LA Rams (10/1/50)	106 (7-0)
14. Don Lisbon	vs. Dal. (11/10/63)	102 (5-2)
Alex Loyd	at Cle. (11/12/50)	102 (5-0)

\*\*Player who was in his 1st NFL season, but had previous prof experience.

# CAREER 100/300 YARD GAMES

## CAREER 100-YARD RUSHING GAMES

No	Player	W-L-T
<b>35</b>	<b>Frank Gore</b>	<b>28-7-0</b>
20	Joe Perry	16-4-0
16	Garrison Hearst	15-1-0
14	Roger Craig	11-3-0
12	Hugh McElhenny	8-4-0
12	J.D. Smith	7-5-0
10	Wendell Tyler	8-2-0
10	Delvin Williams	5-5-0
9	Ricky Watters	8-1-0
9	Ken Willard	5-3-1
6	Charlie Garner	3-3-0
5	Kevan Barlow	2-3-0
4	Billy Kilmer	4-0-0
3	Wilbur Jackson	2-1-0
3	Paul Hofer	0-3-0
2	Joe Cribbs	2-0-0
2	Larry Schreiber	2-0-0
2	Maurice Hicks	2-0-0
2	C.R. Roberts	2-0-0
1	Joe Arenas	1-0-0
1	Dexter Carter	1-0-0
1	Lenvil Elliott	1-0-0
1	Keith Henderson	1-0-0
1	John Henry Johnson	1-0-0
1	Terry Kirby	1-0-0
1	Amp Lee	1-0-0
1	Gary Lewis	1-0-0
1	Verl Lillywhite	1-0-0
1	Lawrence Phillips	1-0-0
1	Jimmy Thomas	1-0-0
1	Vic Washington	1-0-0
1	Brian Westbrook	1-0-0
1	O.J. Simpson	0-1-0
1	Steve Young	0-1-0
<b>191</b>		<b>143-47-1</b>

## CAREER 300-YARD PASSING GAMES

No	Player	W-L-T
35	Joe Montana	26-9-0
28	Steve Young	21-7-0
14	Jeff Garcia	5-9-0
6	John Brodie	4-1-1
5	Y.A. Tittle	4-1-0
5	Steve DeBerg	0-5-0
3	Elvis Grbac	2-1-0
3	Alex Smith	1-2-0
<b>2</b>	<b>Colin Kaepernick</b>	<b>2-0-0</b>
2	Steve Bono	2-0-0
2	Jeff Kemp	1-1-0
2	Steve Spurrier	0-2-0
1	Troy Smith	1-0-0
1	Tim Rattay	1-0-0
1	George Mira	1-0-0
1	Tom Owen	1-0-0
1	J.T. O'Sullivan	1-0-0
1	Shaun Hill	0-1-0
1	Mike Moroski	0-1-0
<b>114</b>		<b>73-40-1</b>

## CAREER 100-YARD RECEIVING GAMES

No	Player	W-L-T
66	Jerry Rice	46-20-0
25	Terrell Owens	15-10-0
17	Gene Washington	11-5-1
16	Dwight Clark	11-5-0
12	John Taylor	10-2-0
11	Freddie Solomon	5-6-0
11	Dave Parks	2-8-1
10	Gordie Soltau	5-5-0
10	Billy Wilson	4-4-2
10	Bernie Casey	3-5-2
<b>9</b>	<b>Vernon Davis</b>	<b>4-5-0</b>
8	R.C. Owens	5-2-1
<b>8</b>	<b>Michael Crabtree</b>	<b>5-3-0</b>
5	Monty Stickles	3-2-0
4	Paul Hofer	2-2-0
4	J.J. Stokes	2-2-0
3	Garrison Hearst	2-1-0
3	Dick Witcher	2-1-0
3	Clifton McNeil	1-2-0
3	Ted Kwalick	0-2-1
<b>3</b>	<b>Brandon Lloyd</b>	<b>0-3-0</b>
<b>2</b>	<b>Anquan Boldin</b>	<b>2-0-0</b>
2	Clyde Conner	2-0-0
2	Roger Craig	2-0-0
2	J.R. Boone	1-1-0
2	Isaac Bruce	1-1-0
2	Antonio Bryant	1-1-0
2	John David Crow	1-1-0
2	Eric Johnson	1-1-0
2	Hugh McElhenny	1-1-0
<b>1</b>	<b>Frank Gore</b>	<b>0-1-0</b>
1	Danny Abramowicz	1-0-0
1	Jimmy Johnson	1-0-0
1	Brent Jones	1-0-0
1	Don Lisbon	1-0-0
1	Willie McGee	1-0-0
1	Jeff Moore	1-0-0
1	Renaldo Nehemiah	1-0-0
1	Ted Popson	1-0-0
1	Tom Rathman	1-0-0
1	J.D. Smith	1-0-0
1	Aaron Thomas	1-0-0
1	Ricky Watters	1-0-0
1	Mike Wilson	1-0-0
1	Arnaz Battle	0-1-0
1	Alyn Beals	0-1-0
1	Jimmy Cason	0-1-0
1	Curtis Conway	0-1-0
1	Charlie Garner	0-1-0
1	Carroll Hardy	0-1-0
1	Alex Loyd	0-1-0
1	Joshua Morgan	0-1-0
1	Joe Perry	0-1-0
1	Mike Sherrard	0-1-0
1	Jimmy Thomas	0-1-0
1	Cedrick Wilson	0-1-0
<b>281</b>		<b>160-113-8</b>

## 49ERS 300-YARD PASSERS

310 – Colin Kaepernick at Arz.	12/29/13 (21 of 34)
412 – Colin Kaepernick vs. GB	9/8/13 (27 of 39)
303 – Alex Smith vs. Buf.	10/7/12 (18 of 24)
356 – Troy Smith vs. STL	11/14/10 (17 of 28)
309 – Alex Smith vs. Phi.	10/10/10 (25 of 39)
310 – Alex Smith at Sea.	12/6/09 (27 of 45)
303 – Shaun Hill at Dal.	11/23/08 (21 of 33)
321 – J.T. O'Sullivan at Sea.	9/14/08 (20 of 32)
417 – Tim Rattay vs. Arz.	10/10/04 (38 of 57)
344 – Jeff Garcia at Cin.	12/14/03 (26 of 33)
337 – Jeff Garcia at SD	11/17/02 (25 of 43)
305 – Jeff Garcia at Car.	11/18/01 (34 of 54)
332 – Jeff Garcia at Atl.	10/14/01 (27 of 41)
335 – Jeff Garcia vs. Atl.	9/9/01 (26 of 40)
402 – Jeff Garcia vs. Chi.	12/17/00 (36 of 44)
305 – Jeff Garcia vs. NO	12/10/00 (25 of 38)
323 – Jeff Garcia at SD	12/3/00 (18 of 32)
307 – Jeff Garcia at Car.	10/22/00 (25 of 39)
336 – Jeff Garcia at GB	10/15/00 (27 of 42)
336 – Jeff Garcia vs. Oak.	10/8/00 (28 of 41)
373 – Jeff Garcia at Atl.	1/3/00 (26 of 34)
303 – Jeff Garcia at Car.	12/18/99 (29 of 46)
437 – Jeff Garcia at Cin.	12/5/99 (33 of 49)
342 – Steve Young at Atl.	11/15/98 (21 of 40)
331 – Steve Young vs. Ind.	10/18/98 (33 of 51)
309 – Steve Young at NO	10/11/98 (21 of 40)
329 – Steve Young at Buf.	10/4/98 (23 of 38)
387 – Steve Young vs. Atl.	9/27/98 (28 of 39)
303 – Steve Young at Was.	9/14/98 (21 of 32)
363 – Steve Young vs. NYJ	9/6/98 (26 of 46)
336 – Steve Young vs. Atl.	9/21/97 (17 of 24)
393 – Steve Young vs. Car.	12/8/96 (27 of 41)
316 – Steve Young at Atl.	12/24/95 (31 of 44)
425 – Steve Young vs. Min.	12/18/95 (30 of 49)
336 – Steve Young at Car.	12/10/95 (31 of 45)
382 – Elvis Grbac at Mia.	11/20/95 (31 of 41)
305 – Elvis Grbac at Dal.	11/12/95 (20 of 30)
327 – Elvis Grbac at Car.	11/5/95 (26 of 37)
348 – Steve Young at Det.	9/25/95 (27 of 44)
331 – Steve Young vs. Atl.	9/10/95 (27 of 40)
350 – Steve Young vs. Den.	12/17/94 (20 of 29)
304 – Steve Young at SD	12/11/94 (25 of 32)
325 – Steve Young vs. LA Rams	11/20/94 (30 of 44)
355 – Steve Young at LA Rams	9/18/94 (31 of 39)
308 – Steve Young vs. LA Raiders	9/5/94 (19 of 32)
354 – Steve Young at Det.	12/19/93 (17 of 23)
462 – Steve Young at LA Rams	11/28/93 (26 of 32)
311 – Steve Young at TB	11/14/93 (23 of 29)
342 – Steve Young vs. Phi.	11/29/92 (24 of 35)
399 – Steve Young vs. Atl.	10/18/92 (18 of 28)
449 – Steve Young vs. Buf.	9/13/92 (26 of 37)
338 – Steve Young vs. Chi.	12/23/91 (21 of 32)
347 – Steve Bono vs. NO	12/1/91 (27 of 41)
306 – Steve Bono at LA Rams	11/25/91 (18 of 33)
348 – Steve Young vs. Atl.	10/13/91 (22 of 38)
348 – Steve Young vs. SD	9/8/91 (26 of 36)
411 – Joe Montana at GB	11/4/90 (25 of 40)

476 – Joe Montana at Atl.	10/14/90 (32 of 49)
318 – Joe Montana at Hou.	10/7/90 (20 of 28)
398 – Joe Montana vs. Atl.	9/23/90 (24 of 36)
390 – Joe Montana vs. Was.	9/16/90 (29 of 44)
458 – Joe Montana at LA Rams	12/11/89 (30 of 42)
325 – Joe Montana vs. GB	11/19/89 (30 of 42)
302 – Joe Montana vs. NO	11/6/89 (22 of 31)
428 – Joe Montana at Phi.	9/24/89 (25 of 34)
302 – Joe Montana at Sea.	9/25/88 (20 of 29)
343 – Joe Montana vs. Atl.	9/18/88 (32 of 48)
308 – Joe Montana at GB	12/6/87 (26 of 35)
342 – Joe Montana vs. Cle.	11/29/87 (23 of 31)
304 – Joe Montana at TB	11/22/87 (29 of 45)
334 – Joe Montana vs. STL Cardinals	10/18/87 (31 of 39)
316 – Joe Montana at Pit.	9/13/87 (34 of 49)
441 – Joe Montana at Was.	11/17/86 (33 of 60)
332 – Mike Moroski at NO	11/2/86 (23 of 40)
359 – Jeff Kemp vs. Min.	10/12/86 (23 of 42)
332 – Jeff Kemp vs NO	9/21/86 (29 of 44)
356 – Joe Montana at TB	9/7/86 (32 of 46)
322 – Joe Montana vs. Dal.	12/22/85 (24 of 34)
354 – Joe Montana at NO	12/15/85 (25 of 38)
328 – Joe Montana vs. LA Rams	12/9/85 (26 of 36)
306 – Joe Montana at LA Rams	10/27/85 (22 of 30)
429 – Joe Montana at Atl.	10/6/85 (37 of 57)
301 – Joe Montana vs. Cin.	11/4/84 (27 of 42)
365 – Joe Montana at LA Rams	10/28/84 (21 of 31)
353 – Joe Montana at Hou.	10/21/84 (25 of 35)
381 – Joe Montana vs. Was.	9/10/84 (24 of 40)
358 – Joe Montana at LA Rams	10/23/83 (25 of 39)
316 – Joe Montana vs. LA Rams	10/9/83 (28 of 42)
341 – Joe Montana at STL Cardinals	9/18/83 (20 of 32)
356 – Joe Montana vs. SD	12/11/82 (31 of 46)
305 – Joe Montana vs. LA Rams	12/2/82 (26 of 37)
334 – Joe Montana vs. NO	11/28/82 (27 of 42)
408 – Joe Montana at STL Cardinals	11/21/82 (26 of 39)
336 – Joe Montana at Den.	9/19/82 (26 of 37)
345 – Steve DeBerg at Atl.	9/28/80 (32 of 51)
345 – Steve DeBerg vs. Atl.	12/16/79 (29 of 54)
348 – Steve DeBerg vs. Chi. Bears	10/28/79 (26 of 41)
306 – Steve DeBerg vs. Sea.	10/7/79 (31 of 40)
321 – Steve DeBerg at Hou.	9/17/78 (20 to 32)
316 – Tom Owen at Chi.	11/17/74 (15 of 26)
320 – Steve Spurrier vs. Min.	10/14/73 (31 of 48)
315 – Steve Spurrier at GB	11/5/72 (19 of 37)
317 – John Brodie at Chi.	11/8/70 (21 of 28)
356 – John Brodie at LAN	11/9/69 (25 of 42)
301 – John Brodie vs. GB	12/1/68 (24 of 39)
324 – George Mira at Atl.	12/10/67 (20 of 34)
327 – John Brodie at Chi.	11/13/66 (28 of 54)
328 – John Brodie vs. GB	12/10/61 (19 of 29)
322 – John Brodie vs. Chi.	11/19/61 (11 of 19)
316 – Y.A. Tittle at Det.	10/16/55 (15 of 31)
371 – Y.A. Tittle vs. Bal.	12/13/53 (29 of 44)
301 – Y.A. Tittle at LA Rams	11/8/53 (18 of 32)
304 – Y.A. Tittle vs. Chi.	11/1/53 (25 of 43)
341 – Y.A. Tittle at NYG	11/9/52 (16 of 29)

# 49ERS 100-YARD RUSHERS SINCE 1970

110 – Frank Gore vs. Sea.	12/8/13 (17 carries)	166 – Charlie Garner vs. Pit	11/7/99 (20 carries)
101 – Frank Gore vs. Arz.	10/13/13 (25 carries)	102 – Lawrence Phillips at Arz.	9/27/99 (9 carries)
153 – Frank Gore at StL	9/26/13 (20 carries)	107 – Garrison Hearst at NE	12/20/98 (27 carries)
131 – Frank Gore vs. Sea.	10/18/12 (16 carries)	198 – Garrison Hearst vs. Det.	12/14/98 (24 carries)
106 – Frank Gore vs. Buf.	10/7/12 (14 carries)	139 – Garrison Hearst at Car.	12/6/98 (20 carries)
112 – Frank Gore at GB	9/9/12 (16 carries)	166 – Garrison Hearst vs. NYG	11/30/98 (20 carries)
107 – Frank Gore at Was.	11/6/11 (19 carries)	138 – Garrison Hearst at Was	9/14/98 (22 carries)
134 – Frank Gore vs. Cle.	10/30/11 (31 carries)	187 – Garrison Hearst vs. NYJ	9/6/98 (20 carries)
141 – Frank Gore at Det.	10/16/11 (15 carries)	104 – Garrison Hearst vs. Dal.	11/2/97 (22 carries)
125 – Frank Gore vs. TB	10/9/11 (20 carries)	105 – Garrison Hearst at Atl.	10/19/97 (18 carries)
127 – Frank Gore at Phi.	10/2/11 (15 carries)	141 – Garrison Hearst at Car.	9/29/97 (28 carries)
136 – Brian Westbrook at Arz.	11/29/10 (23 carries)	105 – Terry Kirby at Atl.	12/2/96 (12 carries)
118 – Frank Gore vs. Den. (London)	10/31/10 (29 carries)	105 – Ricky Watters at NO	11/28/94 (26 carries)
102 – Frank Gore at Car.	10/24/10 (19 carries)	103 – Ricky Watters vs. TB	10/23/94 (14 carries)
149 – Frank Gore vs. Oak.	10/17/10 (25 carries)	116 – Ricky Watters vs. NO	11/22/93 (16 carries)
112 – Frank Gore vs. No.	9/20/10 (20 carries)	135 – Ricky Watters at NO	9/26/93 (25 carries)
107 – Frank Gore at StL	1/3/10 (23 carries)	112 – Ricky Watters vs. Atl.	9/19/93 (19 carries)
107 – Frank Gore at Phi.	12/20/09 (16 carries)	134 – Amp Lee at Min.	12/13/92 (23 carries)
167 – Frank Gore vs. Arz.	12/14/09 (25 carries)	163 – Ricky Watters at LA Rams	11/22/92 (26 carries)
104 – Frank Gore vs. Chi.	11/12/09 (25 carries)	115 – Ricky Watters vs. NO	11/15/92 (21 carries)
207 – Frank Gore vs. Sea.	9/20/09 (16 carries)	104 – Ricky Watters at NE	10/11/92 (19 carries)
106 – Frank Gore vs. StL	11/16/08 (18 carries)	100 – Ricky Watters at NYG	9/6/92 (13 carries)
101 – Frank Gore vs. Phi.	10/12/08 (19 carries)	104 – Keith Henderson vs. Det.	10/20/91 (20 carries)
130 – Frank Gore vs. Det.	9/21/08 (27 carries)	102 – Steve Young vs. NO	12/23/90 (8 carries)
138 – Frank Gore vs. Cin.	12/15/07 (29 carries)	124 – Dexter Carter at LA Rams	12/17/90 (13 carries)
116 – Frank Gore at Arz.	11/25/07 (21 carries)	105 – Roger Craig vs. Buf.	12/17/89 (25 carries)
153 – Frank Gore at Den.	12/31/06 (31 carries)	109 – Roger Craig vs. Atl.	11/12/89 (17 carries)
144 – Frank Gore at Sea.	12/14/06 (29 carries)	131 – Roger Craig at Ind.	9/10/89 (24 carries)
130 – Frank Gore vs. GB	12/10/06 (18 carries)	115 – Roger Craig vs. NO	12/11/88 (22 carries)
134 – Frank Gore at StL	11/26/06 (21 carries)	103 – Roger Craig at Atl.	12/4/88 (23 carries)
212 – Frank Gore vs. Sea.	11/19/06 (24 carries)	162 – Roger Craig at Phx.	11/6/88 (26 carries)
159 – Frank Gore at Det.	11/12/06 (22 carries)	190 – Roger Craig at LA Rams	10/16/88 (22 carries)
111 – Frank Gore at Chi.	10/29/06 (12 carries)	143 – Roger Craig vs. Den.	10/9/88 (26 carries)
134 – Frank Gore vs. Oak.	10/8/06 (27 carries)	107 – Roger Craig at Sea.	9/25/88 (21 carries)
127 – Frank Gore vs. StL	9/17/06 (29 carries)	110 – Roger Craig at NYG	9/11/88 (18 carries)
108 – Frank Gore vs. Hou	1/1/06 (25 carries)	104 – Roger Craig at LA Rams	11/1/87 (23 carries)
109 – Maurice Hicks at StL	12/24/05 (10 carries)	107 – Joe Cribbs at NE	12/14/86 (23 carries)
101 – Kevan Barlow vs. TB	10/30/05 (26 carries)	101 – Roger Craig vs. Atl.	11/23/86 (17 carries)
103 – Kevan Barlow at NE	1/2/05 (25 carries)	105 – Joe Cribbs vs. StL	11/9/86 (21 carries)
139 – Maurice Hicks at Arz.	12/12/04 (34 carries)	111 – Wendell Tyler vs. KC	11/17/85 (16 carries)
114 – Kevan Barlow at NO	9/19/04 (20 carries)	117 – Roger Craig at Den.	11/11/85 (22 carries)
154 – Kevan Barlow at Phi.	12/21/03 (30 carries)	107 – Wendell Tyler at Det.	10/20/85 (16 carries)
154 – Kevan Barlow vs. Arz.	12/7/03 (18 carries)	107 – Roger Craig vs. Atl.	9/15/85 (11 carries)
117 – Garrison Hearst vs. TB	10/19/03 (20 carries)	125 – Wendell Tyler at Min.	9/8/85 (21 carries)
124 – Garrison Hearst vs. Sea.	12/1/02 (31 carries)	117 – Wendell Tyler at NO	11/25/84 (15 carries)
116 – Garrison Hearst vs. StL	10/6/02 (13 carries)	108 – Wendell Tyler at Hou.	10/21/84 (23 carries)
103 – Garrison Hearst vs. Mia.	12/16/01 (26 carries)	101 – Wendell Tyler at NYG	10/8/84 (14 carries)
124 – Garrison Hearst vs. Buf	12/2/01 (25 carries)	113 – Wendell Tyler at Phi.	9/23/84 (21 carries)
106 – Garrison Hearst at Ind.	11/25/01 (12 carries)	102 – Wendell Tyler vs. TB	12/4/83 (16 carries)
145 – Garrison Hearst vs. NO	11/11/01 (17 carries)	108 – Wendell Tyler at StL	9/18/83 (18 carries)
102 – Charlie Garner vs. KC	11/12/00 (25 carries)	107 – Wendell Tyler at Min.	9/8/83 (19 carries)
109 – Charlie Garner vs. Oak.	10/8/00 (24 carries)	125 – Lenvil Elliot vs. NO	12/7/80 (20 carries)
201 – Charlie Garner at Dal.	9/24/00 (36 carries)	147 – Paul Hofer at NO	11/11/79 (17 carries)
129 – Charlie Garner vs. Was	12/26/99 (16 carries)	106 – Paul Hofer at Oak.	11/4/79 (13 carries)
107 – Charlie Garner vs. Atl.	12/12/99 (26 carries)	104 – Paul Hofer vs. LA Rams	11/19/78 (20 carries)

**49ERS 100-YARD RUSHERS SINCE 1970 (CONT.)**

108 – O.J. Simpson vs. Chi.	9/10/78 (27 carries)
107 – Delvin Williams at Min.	12/4/77 (27 carries)
190 – Wilbur Jackson vs. NO	11/27/77 (16 carries)
123 – Wilbur Jackson at NO	11/13/77 (22 carries)
110 – Delvin Williams at NO	11/13/77 (25 carries)
106 – Delvin Williams vs. Det.	10/23/77 (27 carries)
104 – Delvin Williams at SD	12/5/76 (26 carries)
156 – Wilbur Jackson vs. Min.	11/29/76 (30 carries)
153 – Delvin Williams vs. Min.	11/29/76 (20 carries)
180 – Delvin Williams vs. Was.	11/7/76 (23 carries)

194 – Delvin Williams at StL Cardinals	10/31/76 (34 carries)
121 – Delvin Williams at GB	9/12/76 (25 carries)
104 – Delvin Williams at Atl.	12/14/75 (10 carries)
106 – Delvin Williams vs. Chi.	11/16/75 (12 carries)
106 – Larry Schreiber vs. Atl.	11/24/74 (20 carries)
117 – Ken Willard vs. Phi.	12/2/73 (15 carries)
104 – Larry Schreiber vs. Bal.	11/12/72 (17 carries)
125 – Vic Washington at NYJ	11/28/71 (27 carries)
129 – Ken Willard at NYJ	11/28/71 (15 carries)
105 – Ken Willard vs. Cle.	9/27/70 (22 carries)



# 49ERS 100-YARD RECEIVERS SINCE 1970

149 – Anquan Boldin at Arz.	12/29/13 (9 catches)	103 – Garrison Hearst vs. NO	11/22/98 (4 catches)
102 – Michael Crabtree vs. Atl.	12/23/13 (5 catches)	169 – Jerry Rice at Atl.	11/15/98 (10 catches)
180 – Vernon Davis vs. Arz.	10/13/13 (8 catches)	120 – Terrell Owens at StL.	10/25/98 (5 catches)
208 – Anquan Boldin vs. GB	9/8/13 (13 catches)	110 – J.J. Stokes vs. Ind.	10/18/98 (9 catches)
172 – Michael Crabtree vs. Arz.	12/30/12 (8 catches)	162 – Jerry Rice vs. Atl.	9/27/98 (8 catches)
107 – Michael Crabtree at NE	12/16/12 (7 catches)	105 – Garrison Hearst vs. Atl.	9/27/98 (4 catches)
101 – Michael Crabtree at StL	12/2/12 (7 catches)	111 – J.J. Stokes vs. NYJ	9/6/98 (7 catches)
113 – Michael Crabtree vs. Buf.	10/7/12 (6 catches)	129 – Jerry Rice vs. Car.	12/8/96 (10 catches)
106 – Vernon Davis vs. Buf.	10/7/12 (5 catches)	110 – Terrell Owens vs. Car.	12/8/96 (5 catches)
118 – Vernon Davis at StL	1/1/12 (8 catches)	116 – Ted Popson vs. Cin.	10/20/96 (8 catches)
120 – Michael Crabtree vs. Arz.	11/20/11 (7 catches)	108 – Jerry Rice at StL	10/6/96 (7 catches)
114 – Vernon Davis at Cin.	9/25/11 (8 catches)	127 – Jerry Rice at Car.	9/22/96 (10 catches)
122 – Michael Crabtree at StL	12/26/10 (6 catches)	153 – Jerry Rice at Atl.	12/24/95 (12 catches)
106 – Joshua Morgan at SD	12/16/10 (7 catches)	106 – J.J. Stokes at Atl.	12/24/95 (5 catches)
126 – Vernon Davis at GB	12/5/10 (4 catches)	289 – Jerry Rice vs. Min.	12/18/95 (14 catches)
105 – Michael Crabtree vs. Phi.	10/10/10 (9 catches)	121 – Jerry Rice at Car.	12/10/95 (6 catches)
104 – Vernon Davis vs. Phi.	10/10/10 (5 catches)	149 – Jerry Rice at Mia.	11/20/95 (8 catches)
102 – Frank Gore at KC	9/26/10 (9 catches)	161 – Jerry Rice at Dal.	11/12/95 (5 catches)
111 – Vernon Davis at Sea.	12/6/09 (6 catches)	111 – Jerry Rice vs. Car.	11/5/95 (8 catches)
108 – Vernon Davis at GB	11/22/09 (6 catches)	108 – Jerry Rice vs. NO	10/29/95 (8 catches)
102 – Vernon Davis vs. Ten.	11/8/09 (10 catches)	181 – Jerry Rice at Det.	9/25/95 (11 catches)
125 – Isaac Bruce at Dal.	11/23/08 (8 catches)	167 – Jerry Rice vs. Atl.	9/10/95 (11 catches)
120 – Arnaz Battle at NO	9/28/08 (7 catches)	121 – Jerry Rice vs. Den.	12/17/94 (9 catches)
153 – Isaac Bruce at Sea.	9/14/08 (4 catches)	106 – Rickey Watters vs. Den.	12/17/94 (4 catches)
131 – Antonio Bryant vs. StL	9/17/06 (4 catches)	144 – Jerry Rice at SD	12/11/94 (12 catches)
114 – Antonio Bryant at Arz.	9/10/06 (4 catches)	165 – Jerry Rice vs. LA Rams	11/20/94 (16 catches)
119 – Brandon Lloyd vs. Sea.	11/20/05 (7 catches)	147 – Jerry Rice at LA Rams	9/18/94 (11 catches)
102 – Brandon Lloyd at Arz.	10/2/05 (7 catches)	103 – John Taylor at LA Rams	9/18/94 (7 catches)
142 – Brandon Lloyd vs. Dal.	9/25/05 (4 catches)	169 – Jerry Rice vs. LA Raiders	9/5/94 (7 catches)
101 – Cedrick Wilson vs. Car.	11/14/04 (5 catches)	132 – Jerry Rice at Det.	12/19/93 (4 catches)
162 – Eric Johnson vs. Arz.	10/10/04 (13 catches)	115 – John Taylor at Det.	12/19/93 (4 catches)
113 – Eric Johnson vs. StL	10/3/04 (10 catches)	105 – Jerry Rice at Atl.	12/11/93 (6 catches)
112 – Curtis Conway at NO	9/19/04 (8 catches)	166 – Jerry Rice at LA Rams	11/28/93 (8 catches)
127 – Terrell Owens at Cin.	12/14/03 (8 catches)	150 – John Taylor at LA Rams	11/28/93 (6 catches)
155 – Terrell Owens vs. Pit.	11/17/03 (8 catches)	172 – Jerry Rice at TB	11/14/93 (8 catches)
152 – Terrell Owens vs. TB	10/19/03 (6 catches)	155 – Jerry Rice vs. Phx.	10/24/93 (9 catches)
112 – Terrell Owens vs. Chi.	9/7/03 (7 catches)	118 – Jerry Rice vs. TB	12/19/92 (7 catches)
123 – Terrell Owens at Dal.	12/8/02 (12 catches)	133 – Jerry Rice vs. Phi.	11/29/92 (8 catches)
166 – Terrell Owens vs. Phi.	11/25/02 (13 catches)	183 – Jerry Rice vs. Atl.	10/18/92 (7 catches)
171 – Terrell Owens at SD	11/17/02 (7 catches)	159 – Mike Sherrard vs. Buf.	9/13/92 (6 catches)
191 – Terrell Owens at Oak.	11/3/02 (12 catches)	112 – John Taylor vs. Buf.	9/13/92 (5 catches)
132 – Terrell Owens vs. Arz.	10/27/02 (8 catches)	125 – Jerry Rice vs. Chi.	12/23/91 (5 catches)
116 – Terrell Owens at NO	1/6/02 (2 catches)	113 – John Taylor at Sea.	12/8/91 (7 catches)
103 – Terrell Owens at Ind.	11/25/01 (6 catches)	154 – Jerry Rice vs. NO	12/1/91 (9 catches)
100 – Terrell Owens vs. NO	11/11/01 (8 catches)	121 – John Taylor at LA Rams	11/25/91 (6 catches)
125 – Terrell Owens vs. Det.	11/4/01 (9 catches)	127 – John Taylor at Atl.	11/3/91 (2 catches)
105 – Garrison Hearst at Chi.	10/28/01 (4 catches)	138 – Jerry Rice vs. Atl.	10/13/91 (7 catches)
183 – Terrell Owens at Atl.	10/14/01 (9 catches)	150 – Jerry Rice vs. SD	9/8/91 (9 catches)
118 – Terrell Owens vs. Car.	10/7/01 (8 catches)	118 – Jerry Rice at Min.	12/30/90 (9 catches)
283 – Terrell Owens vs. Chi.	12/17/00 (20 catches)	104 – Jerry Rice at LA Rams	12/17/90 (5 catches)
129 – Terrell Owens vs. NO	12/10/00 (6 catches)	101 – Jerry Rice at Cin.	12/9/90 (8 catches)
115 – Terrell Owens vs. StL	10/29/00 (8 catches)	147 – Jerry Rice at Dal.	11/11/90 (12 catches)
112 – Charlie Garner at Car.	10/22/00 (7 catches)	187 – Jerry Rice at GB	11/4/90 (6 catches)
176 – Terrell Owens vs. Oak.	10/8/00 (12 catches)	225 – Jerry Rice at Atl.	10/14/90 (13 catches)
108 – Terrell Owens at StL	9/17/00 (6 catches)	132 – John Taylor at Hou.	10/7/90 (4 catches)
143 – Jerry Rice at Atl.	1/3/00 (6 catches)	171 – Jerry Rice vs. Atl.	9/23/90 (8 catches)
130 – J.J. Stokes at Atl.	1/3/00 (5 catches)	125 – Brent Jones vs. Atl.	9/23/90 (5 catches)
157 – Jerry Rice at Cin.	12/5/99 (9 catches)	160 – John Taylor vs. Was.	9/16/90 (8 catches)
145 – Terrell Owens at Cin.	12/5/99 (9 catches)	101 – Jerry Rice vs. Chi.	12/24/89 (4 catches)
120 – Terrell Owens vs. StL	11/21/99 (6 catches)	286 – John Taylor at LA Rams	12/11/89 (11 catches)
115 – Jerry Rice at NE	12/20/98 (5 catches)	162 – John Taylor at Atl.	12/3/89 (5 catches)
140 – Terrell Owens vs. NYG	11/30/98 (5 catches)	117 – Jerry Rice vs. NYG	11/27/89 (7 catches)

## 49ERS 100-YARD RECEIVERS SINCE 1970 (CONT.)

106 – Jerry Rice vs. GB	11/19/89 (9 catches)	127 – Dwight Clark at Den.	9/19/82 (9 catches)
112 – Jerry Rice vs. NE	10/22/89 (6 catches)	109 – Freddie Solomon at Den.	9/19/82 (4 catches)
103 – Tom Rathman vs. NE	10/22/89 (11 catches)	106 – Dwight Clark vs. LA Raiders	9/12/82 (6 catches)
149 – Jerry Rice at NO	10/8/89 (7 catches)	124 – Freddie Solomon at LA Rams	11/22/81 (5 catches)
136 – John Taylor at Phi.	9/24/89 (6 catches)	128 – Dwight Clark vs. Atl.	11/8/81 (7 catches)
164 – Jerry Rice at Phi.	9/24/89 (6 catches)	109 – Dwight Clark vs. LA Rams	10/25/81 (8 catches)
122 – Jerry Rice at TB	9/17/89 (8 catches)	135 – Dwight Clark vs. Dal.	10/11/81 (4 catches)
163 – Jerry Rice at Ind.	9/10/89 (6 catches)	113 – Freddie Solomon vs. Chi.	9/13/81 (5 catches)
171 – Jerry Rice at SD	11/27/88 (6 catches)	155 – Dwight Clark vs. NO	12/7/80 (6 catches)
105 – Jerry Rice vs. Was.	11/21/88 (3 catches)	104 – Freddie Solomon at GB	11/9/80 (5 catches)
163 – Jerry Rice at Sea.	9/25/88 (6 catches)	148 – Dwight Clark at Dal.	10/12/80 (8 catches)
163 – Jerry Rice vs. Atl.	9/18/88 (8 catches)	132 – Freddie Solomon vs. Atl.	9/28/80 (5 catches)
109 – Jerry Rice at NYG	9/11/88 (4 catches)	135 – Paul Hofer vs. StL	9/14/80 (9 catches)
126 – Jerry Rice vs. Cle.	11/29/87 (7 catches)	114 – Paul Hofer at NO	9/7/80 (7 catches)
103 – Jerry Rice at TB	11/22/87 (7 catches)	130 – Paul Hofer at Atl.	12/16/79 (9 catches)
108 – Jerry Rice vs. NO	11/15/87 (4 catches)	104 – Paul Hofer at NYG	10/14/79 (9 catches)
104 – Mike Wilson at Cin.	9/20/87 (7 catches)	144 – Freddie Solomon vs. NO	9/23/79 (8 catches)
106 – Jerry Rice at Pit.	9/13/87 (8 catches)	107 – Freddie Solomon at Min.	9/2/79 (4 catches)
204 – Jerry Rice at Was.	11/17/86 (12 catches)	110 – Freddie Solomon at Hou.	9/17/78 (3 catches)
156 – Jerry Rice vs. StL	11/9/86 (4 catches)	130 – Gene Washington vs. Dal.	12/12/77 (5 catches)
144 – Jerry Rice vs. Min.	10/12/86 (7 catches)	112 – Gene Washington vs. Det.	10/23/77 (4 catches)
172 – Jerry Rice vs. Ind.	10/5/86 (6 catches)	104 – Willie McGee at Sea.	9/26/76 (5 catches)
120 – Jerry Rice vs. NO	9/21/86 (7 catches)	101 – Gene Washington at Phi.	11/30/75 (6 catches)
100 – Dwight Clark vs. NO	9/21/86 (7 catches)	144 – Gene Washington at LA Rams	11/9/75 (5 catches)
157 – Jerry Rice at LA Rams	9/14/86 (6 catches)	121 – Gene Washington at Dal.	11/10/74 (7 catches)
100 – Dwight Clark at TB	9/7/86 (7 catches)	133 – Ted Kwalick at Det.	11/4/73 (8 catches)
111 – Jerry Rice vs. Dal.	12/22/85 (7 catches)	101 – Dan Abramowicz vs. NO	10/21/73 (4 catches)
241 – Jerry Rice vs. LA Rams	12/9/85 (10 catches)	118 – Gene Washington vs. Min.	10/14/73 (8 catches)
132 – Roger Craig at LA Rams	10/27/85 (6 catches)	119 – Gene Washington vs. Min.	12/16/72 (4 catches)
167 – Roger Craig at Atl.	10/6/85 (12 catches)	114 – Gene Washington at Chi.	11/19/72 (4 catches)
125 – Renaldo Nehemiah vs. Min.	12/8/84 (6 catches)	164 – Gene Washington at GB	11/5/72 (6 catches)
105 – Freddie Solomon at Cle.	11/11/84 (5 catches)	102 – Ted Kwalick vs. NO	10/22/72 (2 catches)
124 – Dwight Clark vs. Cin.	11/4/84 (7 catches)	126 – Ted Kwalick vs. NYG	10/15/72 (6 catches)
127 – Dwight Clark at Hou.	10/21/84 (5 catches)	140 – Gene Washington vs. SD	9/17/72 (8 catches)
105 – Dwight Clark vs. Was.	9/10/84 (5 catches)	160 – Gene Washington vs. NE	10/31/71 (5 catches)
103 – Freddie Solomon vs. Atl.	9/25/83 (6 catches)	112 – Gene Washington at Phi.	10/3/71 (3 catches)
121 – Freddie Solomon at StL	9/18/83 (3 catches)	131 – Gene Washington at NO	12/13/70 (5 catches)
104 – Dwight Clark at KC	12/26/82 (4 catches)	115 – Gene Washington vs. Atl.	12/6/70 (3 catches)
101 – Dwight Clark vs. Atl.	12/19/82 (8 catches)	119 – Gene Washington at Chi.	11/8/70 (5 catches)
135 – Dwight Clark vs. SD	12/11/82 (12 catches)	126 – Gene Washington vs. NO	10/18/70 (4 catches)
102 – Jeff Moore at LA Rams	12/2/82 (8 catches)	145 – Gene Washington at LA Rams	10/11/70 (7 catches)
103 – Dwight Clark at StL	11/21/82 (6 catches)		

# ALL-TIME RETURNS FOR TOUCHDOWNS

## ALL-TIME INTERCEPTION RETURNS FOR TDs

Date	Player	Yds	Opp.
12/23/13	<b>Bowman, NaVorro</b>	<b>89</b>	<b>vs. Atl.</b>
10/6/13	<b>Brock, Tramaine</b>	<b>18</b>	<b>vs. Hou.</b>
11/25/12	Whitner, Donte	42	at NO
11/25/12	<b>Brooks, Ahmad</b>	<b>50</b>	<b>at NO</b>
10/9/11	Rogers, Carlos	31	vs. TB
1/2/11	Brown, Tarell	62	vs. Arz.
12/12/10	Goldson, Dashon	39	vs. Sea.
10/24/10	<b>McDonald, Ray</b>	<b>31</b>	<b>at Car.</b>
10/4/09	<b>Willis, Patrick</b>	<b>23</b>	<b>vs. STL</b>
9/14/08	<b>Willis, Patrick</b>	<b>86</b>	<b>at Sea.</b>
12/31/06	Harris, Walt	28	at Den.
1/1/06	Adams, Mike	40	vs. Hou.
11/27/05	Spencer, Shawntae	61	at Ten.
9/25/05	Parrish, Tony	34	vs. Dal.
9/7/03	Plummer, Ahmed	68	vs. Chi.
10/6/02	Webster, Jason	37	vs. StL
11/25/01	Bronson, Zack	48	at Ind.
10/28/01	Bronson, Zack	97	at Chi.
12/3/00	Montgomery, Monty	46	at SD
11/19/00	Webster, Jason	70	vs. Atl.
10/17/99	Walker, Darnell	27	vs. Car.
9/19/99	Shulters, Lance	64	at NO
1/3/98	Norton, Ken Jr.	23	vs. Min.*
12/15/97	Hanks, Merton	55	vs. Den.
9/29/96	Pope, Marquez	55	vs. Atl.
11/26/95	Davis, Eric	86	vs. StL
10/22/95	Norton, Ken Jr.	35	at StL
10/22/95	Norton, Ken Jr.	21	at StL
9/10/95	McDonald, Tim	13	vs. Atl.
9/3/95	McDonald, Tim	52	at NO
1/15/95	Davis, Eric	44	vs. Dal.*
12/11/94	Sanders, Deion	90	at SD
11/6/94	McDonald, Tim	73	at Was.
10/16/94	Sanders, Deion	93	at Atl.
9/25/94	Sanders, Deion	74	vs. NO
11/22/93	Hanks, Merton	67	vs. NO
10/31/93	McGruder, Michael	31	vs. LA Rams
10/3/93	Davis, Eric	41	vs. Min.
9/6/92	Johnson, John	56	at NYG
1/12/91	Carter, Michael	61	vs. Was.*
1/6/90	Lott, Ronnie	58	vs. Min.*
1/9/88	Fuller, Jeff	48	vs. Min.*
11/9/86	Holmoe, Tom	78	vs. StL Cardinals
10/26/86	Nixon, Tory	88	at GB
10/26/86	Lott, Ronnie	55	at GB
10/5/86	McKyer, Tim	21	vs. Ind.
9/28/86	Holmoe, Tom	66	at Mia.
10/13/85	Williamson, Carlton	43	vs. Chi.
12/2/84	McLemore, Dana	54	at Atl.
11/25/84	Shell, Todd	53	at NO
12/19/83	Wright, Eric	48	vs. Dal.
10/16/83	Hicks, Dwight	62	at NO
9/18/83	Collier, Tim	32	at StL Cardinals
9/18/83	Hicks, Dwight	40	at StL Cardinals
9/8/83	Wright, Eric	60	at Min.
12/26/82	Lott, Ronnie	83	at KC
1/3/82	Lott, Ronnie	20	vs. NYG*
11/22/81	Lott, Ronnie	25	at LA Rams
10/11/81	Lott, Ronnie	41	vs. Dal.
10/4/81	Hicks, Dwight	32	at Was.
9/27/81	Lott, Ronnie	26	vs. NO
10/1/78	Leonard, Anthony	30	vs. Cin.
10/19/75	Allen, Nate	37	vs. NO
12/15/74	Wilcox, Dave	21	vs. NO
11/23/72	Vanderbundt, Skip	21	at Dal.
10/29/72	Vanderbundt, Skip	37	at Atl.
10/1/72	Simpson, Mike	32	at NO
12/20/70	Johnson, Jimmy	36	at Oak.
9/27/70	Phillips, Mel	35	vs. Cle.
10/26/69	Woitt, Johnny	57	at Bal.
11/24/68	Belk, Bill	6	at Pit.
11/24/68	Alexander, Kermit	66	at Pit.
9/15/68	Hindman, Stan	25	at Bal. Colts

\* - Postseason

Date	Player	Yds	Opp.
12/11/66	Randolph, Alvin	94	vs. Chi.
11/24/66	Dowdle, Mike	27	at Det.
10/16/66	Johnson, Jimmy	35	at Atl.
11/22/59	Mertens, Jerry	30	at Bal. Colts
11/30/58	Hazeltine, Matt	13	at Bal. Colts
10/27/57	Herchman, Bill	54	vs. Chi.
12/8/56	Moegle, Dick	32	vs. GB
10/16/55	Berry, Rex	44	at Det.
10/17/54	Brown, Hardy	41	at Chi.
9/26/54	Berry, Rex	34	vs. Was.
12/6/53	Berry, Rex	29	vs. GB
10/12/52	Burke, Don	35	at Det.
10/14/51	Cason, Jim	65	at Pit.
11/5/50	Livingston, Howie	35	at LA Rams

## ALL-TIME FUMBLE RETURNS FOR TDs

Date	Player	Yds	Opp.
12/15/13	<b>Hunter, Kendall</b>	<b>2</b>	<b>at TB</b>
10/27/13	<b>Skuta, Dan</b>	<b>47</b>	<b>at Jax.</b>
10/20/13	<b>Osgood, Kassim</b>	<b>end zone</b>	<b>at Ten.</b>
12/16/12	<b>Gore, Frank</b>	<b>9</b>	<b>at NE</b>
9/30/12	Rogers, Carlos	51	at NYJ
10/4/09	<b>McDonald, Ray</b>	<b>11</b>	<b>vs. StL</b>
10/4/09	McKillop, Scott	end zone	vs. StL
12/7/08	<b>Staley, Joe</b>	<b>end zone</b>	<b>vs. NYJ</b>
11/25/07	Banta-Cain, Tully	end zone	at Arz.
10/8/06	Oliver, Melvin	12	vs. Oak.
10/2/05	Johnson, Derrick	78	at Arz. (Mex. City)
10/2/05	Smith, Derek	end zone	at Arz. (Mex. City)
11/28/04	Smith, Derek	46	vs. Mia.
10/31/04	Carpenter, Dwaine	80	at Chi.
10/26/03	Harris, Kwame	1	at Arz.
10/28/01	Peterson, Julian	26	at Chi.
10/24/99	Walker, Darnell	71	at Min.
10/17/99	McMillan, Mark	41	vs. Car.
10/10/99	Bryant, Junior	end zone	at StL
12/15/97	Greene, Kevin	40	vs. Den.
11/10/97	Hanks, Merton	38	at Phi.
11/17/96	Doleman, Chris	end zone	vs. Bal.
12/24/95	Rice, Jerry	end zone	at Atl.
12/3/95	Woodall, Lee	96	vs. Buffalo
11/12/95	Hanks, Merton	38	at Dal.
10/16/94	McDonald, Tim	49	at Atl.
11/14/93	Tamm, Ralph	1	at TB
10/17/93	Davis, Eric	47	at Dal.
11/1/92	Sherrard, Mike	38	at Phx. Cardinals
12/23/91	Griffin, Don	99	vs. Chi.
11/12/89	Haley, Charles	3	vs. Atl.
12/27/87	Taylor, John	26	vs. LA Rams
12/1/85	Turner, Keena	65	at Was.
10/20/85	McIntyre, Guy	end zone	at Det.
9/22/85	McColl, Milt	28	at LA Raiders
12/2/84	Johnson, Gary	33	at Atl.
10/23/83	Board, Dwaine	end zone	at LA Rams
10/4/81	Hicks, Dwight	80	at Was.
10/3/76	Elam, Cleveland	31	vs. NYJ
11/16/75	Hart, Tommy	10	vs. Chi.
10/26/75	McGill, Ralph	14	at NE
12/15/74	Belk, Bill	19	vs. NO
12/2/73	Hall, Windlan	66	vs. Phi.
11/23/72	Vanderbundt, Skip	73	at Dal.
12/26/71	Hoskins, Bob	end zone	vs. Was.*
10/31/71	Blue, Forrest	25	vs. NE
10/24/71	Hart, Tommy	63	at StL Cardinals
10/19/69	Lakes, Roland	2	vs. Atl.
10/27/68	Witcher, Dick	12	at Det.
10/15/67	Windsor, Bob	2	at Phi.
12/11/66	Alexander, Kermit	14	vs. Chi.
10/9/66	Hazeltine, Matt	22	vs. GB
11/28/65	Kopay, Dave	end zone	at Min.
11/14/65	Miller, Clark	75	at Det.
11/14/65	Wilcox, Dave	8	at Det.
10/24/65	Chapple, Jack	8	vs. Min.
9/19/65	Krueger, Charlie	6	vs. Chi.
10/14/62	Woodson, Abe	37	at Chi.
10/18/59	Hazeltine, Matt	40	at Det.

**ALL-TIME BLOCKED FGs RETURNED FOR TDs**

(1970-Present)

Date	Player	Yds	Opp.
9/27/09	Clements, Nate	59	at Min.
10/19/08	Clements, Nate	74	at NYG
10/12/08	Strickland, Donald	41	vs. Phi.
10/15/89	Jackson, Johnnie	62	at Dal.
9/26/71	Taylor, Bruce	58	at NO
12/13/70	Taylor, Bruce	92	at NO

**ALL-TIME PUNT RETURNS FOR TDs**

Date	Player	Yds	Opp.
9/11/11	Ginn Jr., Ted	55	vs. Sea.
12/26/10	Ginn Jr., Ted	78	at StL
9/11/05	Amey, Otis	75	vs. StL
10/10/04	Battle, Arnaz	71	vs. Arz.
12/1/02	Williams, Jimmy	89	vs. Sea.
12/27/98	McQuarters, R.W.	72	vs. StL
11/10/97	Levy, Chuck	73	at Phi.
12/18/95	Carter, Dexter	78	vs. Min.
10/3/93	Carter, Dexter	72	vs. Min.
11/9/92	Hanks, Merton	48	at Atl.
11/21/88	Taylor, John	95	vs. Was.
10/2/88	Taylor, John	77	vs. Det.
12/14/87	McLemore, Dana	83	vs. Chi.
11/23/86	Griffin, Don	76	vs. Atl.
10/8/84	McLemore, Dana	79	at NYG
12/19/83	McLemore, Dana	56	vs. Dal.
1/2/83	McLemore, Dana	93	vs. LA Rams
12/7/80	Solomon, Freddie	57	vs. NO
10/26/80	Solomon, Freddie	53	vs. TB
10/17/76	Leonard, Anthony	60	vs. NO
9/26/76	McGill, Ralph	50	at Sea.
11/24/74	Moore, Manfred	88	vs. Atl.
12/11/66	Alexander, Kermit	44	vs. Chi.
11/15/64	Alexander, Kermit	70	vs. GB
10/21/62	Woodson, Abe	85	at GB
11/5/61	Woodson, Abe	80	vs. Det.
12/16/56	Arenas, Joe	67	at Bal. Colts
10/19/52	McElhenny, Hugh	94	at Chi.
19.26/52	O'Donahue, Pat	23	vs. Dal.
10/28/51	Nomellini, Leo	20	vs. LA Rams

\* - Postseason

**ALL-TIME KICKOFF RETURNS FOR TDs**

Date	Player	Yds	Opp.
9/11/11	Ginn Jr., Ted	102	vs. Sea.
11/10/08	Rossum, Allen	104	at Arz.
11/2/03	Wilson, Cedrick	95	vs. StL
1/11/98	Levy, Chuck	95	vs. GB*
11/16/97	Kirby, Terry	101	vs. Car.
11/6/94	Carter, Dexter	96	at Was.
12/1/91	Carter, Dexter	98	vs. NO
12/20/87	Cribbs, Joe	92	vs. Atl.
12/1/85	Monroe, Carl	95	at Was.
11/22/81	Lawrence, Amos	92	at LA Rams
11/2/80	Owens, James	101	at Det.
11/18/79	Owens, James	85	vs. Den.
11/19/78	Williams, Dave	89	vs. LA Rams
12/4/77	Williams, Dave	80	at Min.
12/23/72	Washington, Vic	97	vs. Dal.*
10/29/72	Washington, Vic	98	at Atl.
11/17/63	Woodson, Abe	99	at NYG
9/29/63	Woodson, Abe	95	at Min.
9/15/63	Woodson, Abe	103	vs. Min.
10/1/61	Woodson, Abe	98	at Det.
12/18/60	Lyles, Lenny	97	vs. Bal. Colts
11/22/59	Woodson, Abe	105	at LA Rams
11/4/56	Arenas, Joe	90	vs. Det.

**ALL-TIME BLOCKED PUNTS RETURNED FOR TDs**

(1970-Present)

Date	Player	Yds	Opp.
10/3/10	Taylor Mays	0	at Atl.
9/25/77	Mike Baldassin	0	vs. Mia.
9/21/75	Dave Washington	15	at Min.
12/15/73	Windlan Hall	0	vs. Pit.

**ALL-TIME 1,000/3,000 YARD SEASONS**

**RUSHING**

Yds	Player	Year
<b>1,695</b>	<b>Frank Gore</b>	<b>2006</b>
1,570	Garrison Hearst	1998
1,502	Roger Craig	1988
1,262	Wendell Tyler	1984
1,229	Charlie Garner	1999
<b>1,214</b>	<b>Frank Gore</b>	<b>2012</b>
<b>1,211</b>	<b>Frank Gore</b>	<b>2011</b>
1,206	Garrison Hearst	2001
1,203	Delvin Williams	1976
1,142	Charlie Garner	2000
<b>1,128</b>	<b>Frank Gore</b>	<b>2013</b>
<b>1,120</b>	<b>Frank Gore</b>	<b>2009</b>
<b>1,102</b>	<b>Frank Gore</b>	<b>2007</b>
1,054	Roger Craig	1989
1,050	Roger Craig	1985
1,049	Joe Perry	1954
<b>1,036</b>	<b>Frank Gore</b>	<b>2008</b>
1,036	J.D. Smith	1959
1,024	Kevan Barlow	2003
1,019	Garrison Hearst	1997
1,018	Joe Perry	1953
1,013	Ricky Watters	1992

**RECEIVING**

Yds	Player	Year
1,848	Jerry Rice	1995
1,570	Jerry Rice	1986
1,503	Jerry Rice	1993
1,502	Jerry Rice	1990
1,499	Jerry Rice	1994
1,483	Jerry Rice	1989
1,451	Terrell Owens	2000
1,412	Terrell Owens	2001
1,344	Dave Parks	1965
1,306	Jerry Rice	1988
1,300	Terrell Owens	2002
1,254	Jerry Rice	1996
1,206	Jerry Rice	1991
1,201	Jerry Rice	1992
<b>1,179</b>	<b>Anquan Boldin</b>	<b>2013</b>
1,157	Jerry Rice	1998
<b>1,105</b>	<b>Michael Crabtree</b>	<b>2012</b>
1,105	Dwight Clark	1981
1,102	Terrell Owens	2003
1,100	Gene Washington	1970
1,097	Terrell Owens	1998
1,078	Jerry Rice	1987
1,077	John Taylor	1989
1,032	R.C. Owens	1961
1,016	Roger Craig	1985
1,011	John Taylor	1991

**PASSING**

Yds	Player	Year
4,278	Jeff Garcia	2000
4,170	Steve Young	1998
4,023	Steve Young	1993
3,969	Steve Young	1994
3,944	Joe Montana	1990
3,910	Joe Montana	1983
3,653	Joe Montana	1985
3,652	Steve DeBerg	1979
3,630	Joe Montana	1984
3,565	Joe Montana	1981
3,538	Jeff Garcia	2001
3,521	Joe Montana	1989
3,465	Steve Young	1992
3,344	Jeff Garcia	2002
3,200	Steve Young	1995
<b>3,197</b>	<b>Colin Kaepernick</b>	<b>2013</b>
3,144	Alex Smith	2011
3,112	John Brodie	1965
3,054	Joe Montana	1987
3,029	Steve Young	1997
3,020	John Brodie	1968

## 49ERS YEARLY STATISTICAL LEADERS

## RUSHING (BASED ON YARDS)

Year	Player	Att	Yds	Avg	Lg	TD	Rank
1946	Standlee, Norm	134	683	5.1	—	2	—
1947	Strzykalski, John	143	906	6.3	50	5	—
1948	Strzykalski, John	141	915	6.5	—	4	—
1949	Perry, Joe	115	783	6.8	59	8	—
1950	Perry, Joe	124	647	5.2	78t	5	5
1951	Perry, Joe	136	677	5.0	58t	3	5
1952	Perry, Joe	158	725	4.6	78t	8	3
1953	Perry, Joe	192	1,018	5.3	51t	10	1
1954	Perry, Joe	173	1,049	6.1	58	8	1
1955	Perry, Joe	156	701	4.5	42	2	5
1956	McElhenny, Hugh	185	916	5.0	86t	8	3
1957	McElhenny, Hugh	102	478	4.7	61	1	15
1958	Perry, Joe	125	758	6.1	73t	4	3
1959	Smith, J.D.	207	1,036	5.0	73t	10	2
1960	Smith, J.D.	174	780	4.5	41	5	5
1961	Smith, J.D.	167	823	4.9	33	8	5
1962	Smith, J.D.	258	907	3.5	28	6	6
1963	Smith, J.D.	162	560	3.5	52t	5	13
1964	Kopay, Dave	75	271	3.6	18	0	32
1965	Willard, Ken	189	778	4.1	32	5	4
1966	Willard, Ken	191	763	4.0	49	5	5
1967	Willard, Ken	169	510	3.0	20	5	17
1968	Willard, Ken	227	967	4.3	69t	7	2
1969	Willard, Ken	171	557	3.3	18	7	13
1970	Willard, Ken	236	789	3.3	20	7	9/6
1971	Willard, Ken	216	855	4.0	49	4	15/9
1972	Washington, Vic	141	468	3.3	33	3	42/20
1973	Washington, Vic	151	534	3.5	25	8	32/15
1974	Jackson, Wilbur	174	705	4.1	64	0	17/8
1975	Williams, Delvin	117	631	5.4	52	3	21/13
1976	Williams, Delvin	248	1,203	4.9	80t	7	3/2
1977	Williams, Delvin	268	931	3.5	40	7	10/5
1978	Simpson, O.J.	161	593	3.7	34	1	39/19
1979	Hofer, Paul	123	615	5.0	47	7	33/17
1980	Cooper, Earl	171	720	4.2	47	5	23/12
1981	Patton, Ricky	152	543	3.6	28	4	35/16
1982	Moore, Jeff	85	281	3.3	19	4	37/16
1983	Tyler, Wendell	176	856	4.9	39	4	19/10
1984	Tyler, Wendell	246	1,262	5.1	40	7	5/5
1985	Craig, Roger	214	1,050	4.9	62t	9	13/8
1986	Craig, Roger	204	830	4.1	25	7	13/8
1987	Craig, Roger	215	815	3.8	25	3	8/5
1988	Craig, Roger	310	1,502	4.8	46t	9	3/2
1989	Craig, Roger	271	1,054	3.9	27	6	10/5
1990	Carter, Dexter	114	460	4.0	74t	1	39/19
1991	Henderson, Keith	137	561	4.1	25	2	30/11
1992	Watters, Ricky	206	1,013	4.9	43	9	13/8
1993	Watters, Ricky	208	950	4.6	39	10	12/8
1994	Watters, Ricky	239	877	3.7	23	6	15/8
1995	Loville, Derek	218	723	3.3	27	10	24/13
1996	Kirby, Terry	134	559	4.2	31	3	33/15
1997	Hearst, Garrison	234	1,019	4.4	51	4	15/7
1998	Hearst, Garrison	310	1,570	5.1	96t	7	3/2
1999	Garner, Charlie	241	1,229	5.1	53	4	8/5
2000	Garner, Charlie	258	1,142	4.4	42	7	16/7
2001	Hearst, Garrison	252	1,206	4.8	43t	4	10/5

## PASSING (BASED ON YARDS)

Year	Player	Att	Cmp	Pct	Yds	TD	INT	Rtg	Rank
1946	Albert, Frank	197	104	52.9	1,404	14	14	—	—
1947	Albert, Frank	242	128	52.9	1,692	18	15	—	—
1948	Albert, Frank	264	154	58.3	1,990	29	10	—	—
1949	Albert, Frank	260	129	49.6	1,862	27	16	—	—
1950	Albert, Frank	306	155	50.7	1,767	14	23	52.6	8
1951	Albert, Frank	166	90	50.7	1,116	5	10	60.2	8
1952	Tittle, Y.A.	208	106	51.0	1,407	11	12	66.4	5
1953	Tittle, Y.A.	259	149	57.5	2,121	20	16	84.0	3
1954	Tittle, Y.A.	295	170	57.6	2,205	9	9	78.7	7
1955	Tittle, Y.A.	287	147	51.2	2,185	17	28	56.6	4
1956	Tittle, Y.A.	218	124	56.9	1,641	7	12	68.6	7
1957	Tittle, Y.A.	279	176	63.1	2,157	13	15	80.6	6
1958	Tittle, Y.A.	208	120	57.7	1,467	9	15	63.9	3
1959	Tittle, Y.A.	199	102	51.3	1,331	10	15	58.0	4
1960	Brodie, John	207	103	49.8	1,111	6	9	57.5	5
1961	Brodie, John	283	155	54.8	2,588	14	12	84.7	4
1962	Brodie, John	304	175	57.6	2,272	18	16	79.0	6
1963	McHan, Lamar	195	83	42.3	1,243	8	11	54.3	15
1964	Brodie, John	392	193	49.2	2,498	14	16	64.6	12
1965	Brodie, John	391	242	61.9	3,112	30	16	95.3	3
1966	Brodie, John	427	232	54.3	2,810	16	22	65.8	8
1967	Brodie, John	349	168	48.1	2,013	11	16	57.6	11
1968	Brodie, John	404	234	57.9	3,020	22	21	78.0	3
1969	Brodie, John	347	194	55.9	2,405	16	15	74.9	7
1970	Brodie, John	378	223	59.0	2,941	24	10	93.8	1/1
1971	Brodie, John	387	208	53.7	2,642	18	24	65.0	12/6
1972	Spurrier, Steve	269	147	54.6	1,983	18	16	75.9	8/5
1973	Brodie, John	194	98	50.5	1,126	3	12	43.0	N/A
1974	Owen, Tom	184	88	47.8	1,327	10	15	56.1	25/11
1975	Snead, Norm	189	108	57.1	1,337	9	10	73.0	11/5
1976	Plunkett, Jim	243	126	51.9	1,592	13	16	63.0	17/8
1977	Plunkett, Jim	248	128	51.6	1,693	9	14	62.1	17/8
1978	DeBerg, Steve	302	137	45.4	1,570	8	22	40.0	28/17
1979	DeBerg, Steve	578	347	60.0	3,652	17	21	73.1	13/5
1980	DeBerg, Steve	321	186	57.9	1,998	12	17	66.7	25/13
1981	Montana, Joe	488	311	63.7	3,565	19	12	88.4	4/1
1982	Montana, Joe	346	213	61.6	2,613	17	11	88.0	5/3
1983	Montana, Joe	515	332	64.5	3,910	26	12	94.6	5/3
1984	Montana, Joe	432	279	64.6	3,630	28	10	102.9	2/1
1985	Montana, Joe	494	303	61.3	3,653	27	13	91.3	3/1
1986	Montana, Joe	307	191	62.2	2,236	8	9	80.7	9/2
1987	Montana, Joe	398	266	66.8	3,054	31	13	102.1	1/1
1988	Montana, Joe	397	238	59.9	2,981	18	10	87.9	6/3
1989	Montana, Joe	386	271	70.2	3,521	26	8	112.4	1/1
1990	Montana, Joe	520	321	61.7	3,944	26	16	89.0	7/3
1991	Young, Steve	279	180	64.5	2,517	17	8	101.8	1/1
1992	Young, Steve	402	268	66.7	3,465	25	7	107.0	1/1
1993	Young, Steve	462	314	68.0	4,023	29	16	101.5	1/1
1994	Young, Steve	461	324	70.3	3,969	35	10	112.8	1/1
1995	Young, Steve	447	299	66.9	3,200	20	11	92.3	5/4
1996	Young, Steve	316	214	67.7	2,410	14	6	97.2	1/1
1997	Young, Steve	356	241	67.7	3,029	19	6	104.7	1/1
1998	Young, Steve	517	322	62.3	4,170	36	12	101.1	3/2
1999	Garcia, Jeff	375	225	60.0	2,544	11	11	77.9	17/10
2000	Garcia, Jeff	561	355	63.3	4,287	31	10	97.6	5/4
2001	Garcia, Jeff	504	316	62.7	3,538	32	12	94.8	3/2

## 49ERS YEARLY STATISTICAL LEADERS (CONT.)

### RUSHING (BASED ON YARDS)

Year	Player	Att	Yds	Avg	Lg	TD	Rank
2002	Hearst, Garrison	215	972	4.5	40	8	21/9
2003	Barlow, Kevan	201	1,024	5.1	78t	6	17t/6t
2004	Barlow, Kevan	244	822	3.4	60	7	26/12
<b>2005</b>	<b>Gore, Frank</b>	<b>127</b>	<b>608</b>	<b>4.8</b>	<b>72t</b>	<b>3</b>	<b>32/14</b>
<b>2006</b>	<b>Gore, Frank</b>	<b>312</b>	<b>1,695</b>	<b>5.4</b>	<b>72</b>	<b>8</b>	<b>3/1</b>
<b>2007</b>	<b>Gore, Frank</b>	<b>260</b>	<b>1,102</b>	<b>4.2</b>	<b>43t</b>	<b>5</b>	<b>13/5</b>
<b>2008</b>	<b>Gore, Frank</b>	<b>240</b>	<b>1,036</b>	<b>4.3</b>	<b>41t</b>	<b>6</b>	<b>13t/9</b>
<b>2009</b>	<b>Gore, Frank</b>	<b>229</b>	<b>1,120</b>	<b>4.9</b>	<b>80t</b>	<b>10</b>	<b>11t/5</b>
<b>2010</b>	<b>Gore, Frank</b>	<b>203</b>	<b>853</b>	<b>4.2</b>	<b>64</b>	<b>3</b>	<b>21/8</b>
<b>2011</b>	<b>Gore, Frank</b>	<b>282</b>	<b>1,211</b>	<b>4.3</b>	<b>55</b>	<b>8</b>	<b>6/3</b>
<b>2012</b>	<b>Gore, Frank</b>	<b>258</b>	<b>1,214</b>	<b>4.7</b>	<b>37</b>	<b>8</b>	<b>10/5</b>
<b>2013</b>	<b>Gore, Frank</b>	<b>276</b>	<b>1,128</b>	<b>4.1</b>	<b>51</b>	<b>9</b>	<b>9/7</b>

### PASSING (BASED ON YARDS)

Year	Player	Att	Cmp	Pct	Yds	TD	INT	Rtg	Rank
2002	Garcia, Jeff	528	328	62.1	3,344	21	10	85.6	11t/4
2003	Garcia, Jeff	392	225	57.4	2,704	18	13	80.1	15/8
2004	Rattay, Tim	325	198	60.9	2,169	10	10	78.1	20/10
2005	Smith, Alex	165	84	50.9	875	1	11	40.8	N/A
2006	Smith, Alex	442	257	58.1	2,890	16	16	74.8	22/11
2007	Dilfer, Trent	219	113	51.6	1,166	7	12	55.1	N/A
2008	Hill, Shaun	288	181	62.8	2,046	13	8	87.5	12/7
2009	Smith, Alex	372	225	60.5	2,350	18	12	81.5	19/9
2010	Smith, Alex	342	204	59.6	2,370	14	10	82.1	21/9
2011	Smith, Alex	445	273	61.3	3,144	17	5	90.7	9/7
<b>2012</b>	<b>Kaepernick, C.</b>	<b>218</b>	<b>136</b>	<b>62.4</b>	<b>1,814</b>	<b>10</b>	<b>3</b>	<b>98.3</b>	<b>N/A</b>
<b>2013</b>	<b>Kaepernick, C.</b>	<b>416</b>	<b>243</b>	<b>58.4</b>	<b>3,197</b>	<b>21</b>	<b>8</b>	<b>91.6</b>	<b>10/7</b>

## 49ERS YEARLY STATISTICAL LEADERS

## RECEIVING (BASED ON CATCHES)

Year	Player	No	Yds	Avg	Lg	TD	Rank
1946	Beals, Alyn	40	586	14.7	—	10	—
1947	Beals, Alyn	47	655	13.9	54	10	—
1948	Beals, Alyn	46	591	12.8	—	14	—
1949	Beals, Alyn	44	678	15.4	—	12	—
1950	Loyd, Alex	32	402	12.6	38	0	18
1951	Soitau, Gordy	59	826	14.0	48t	7	2
1952	Soitau, Gordy	55	774	14.1	49t	7	4
1953	Wilson, Billy	51	840	16.5	61t	10	6
1954	Wilson, Billy	60	830	13.8	43	5	1
1955	Wilson, Billy	53	831	15.7	72t	7	2
1956	Wilson, Billy	60	889	14.8	77t	5	1
1957	Wilson, Billy	52	757	14.6	40	6	1
1958	Conner, Clyde	49	512	10.4	26	5	5
1959	Wilson, Billy	44	540	12.3	57t	4	6
1960	Conner, Clyde	38	531	14.0	65t	2	1
1961	Owens, R.C.	55	1,032	18.8	54	5	7
1962	Casey, Bernie	53	819	15.5	48t	6	11
1963	Casey, Bernie	47	762	16.2	68t	7	14
1964	Casey, Bernie	58	808	13.9	63t	4	6
1965	Parks, Dave	80	1,344	16.8	53t	12	1
1966	Parks, Dave	66	974	14.8	65t	5	3
1967	Witcher, Dick	46	705	15.3	63t	3	17
1968	McNeil, Clifton	71	994	14.0	65t	7	1
1969	Washington, Gene	51	711	13.9	52	3	10
	Cunningham, Doug, RB	51	484	9.5	58	0	11
1970	Washington, Gene	53	1,100	20.8	79t	12	4/3
1971	Kwalick, Ted	52	664	12.8	42t	5	4/2
1972	Washington, Gene	46	918	20.0	62t	12	13/7
1973	Kwalick, Ted	47	729	15.5	48	5	10/6
1974	Schreiber, Larry, RB	30	217	7.2	16	1	60/36
1975	Washington, Gene	44	735	16.7	68t	9	31/10
1976	Washington, Gene	33	457	13.8	55t	6	52/25
	Jackson, Wilbur, RB	33	324	9.8	32	1	53/27
1977	Washington, Gene	32	638	19.9	47t	5	52/22
1978	Solomon, Freddie	31	458	14.8	58t	2	83/42
1979	Hofer, Paul, RB	58	662	11.4	44	2	17/7
1980	Cooper, Earl, RB	83	567	6.8	66t	4	2/1
1981	Clark, Dwight	85	1,105	13.0	78t	4	2/1
1982	Clark, Dwight	60	913	15.2	51	5	1/1
1983	Clark, Dwight	70	840	12.0	46t	8	11/5
1984	Craig, Roger, RB	71	675	9.5	64t	3	11/6
1985	Craig, Roger, RB	92	1,016	11.0	73	6	1/1
1986	Rice, Jerry	86	1,570	18.3	66t	15	2/1
1987	Craig, Roger, RB	66	492	7.5	35t	1	3/2
1988	Craig, Roger, RB	76	534	7.0	22	1	7/5
1989	Rice, Jerry	82	1,483	18.1	68t	17	5/4
1990	Rice, Jerry	100	1,502	15.0	64t	13	1/1
1991	Rice, Jerry	80	1,206	15.1	73t	14	5/3
1992	Rice, Jerry	84	1,201	14.3	80t	10	5/3
1993	Rice, Jerry	98	1,503	15.3	80t	15	2/2
1994	Rice, Jerry	112	1,499	13.4	69t	13	2/1
1995	Rice, Jerry	+122	*1,848	15.1	81t	15	2/2
1996	Rice, Jerry	108	1,254	11.6	39	8	1/1
1997	Owens, Terrell	60	936	15.6	56t	8	32t/13t
1998	Rice, Jerry	82	1,157	14.1	75t	9	7t/3t
1999	Rice, Jerry	67	830	12.4	62	5	31t/19
2000	Owens, Terrell	97	1,451	15.0	69t	13	5/2
2001	Owens, Terrell	93	1,412	15.2	60t	16	9/4
2002	Owens, Terrell	100	1,300	13.0	76t	13	4t/2
2003	Owens, Terrell	80	1,102	13.8	75t	9	12/7
2004	Johnson, Eric, TE	82	825	10.1	25	2	35/14
2005	Loyd, Brandon	48	733	15.3	89t	5	44/20
2006	Gore, Frank, RB	61	485	8.0	39	1	40t/21t
2007	Gore, Frank, RB	53	436	8.2	23t	1	54t/27t
2008	Bruce, Isaac	61	835	13.7	63	7	37/19
2009	Davis, Vernon, TE	78	965	12.4	73t	13	19t/10
2010	Davis, Vernon, TE	56	914	16.3	66t	7	51/23
2011	Crabtree, Michael	72	874	12.1	52t	4	24t/15t
2012	Crabtree, Michael	85	1,105	13.0	49t	9	14/9
2013	Boldin, Anquan	85	1,179	13.9	63	7	16/10

+ Team Record \* NFL Record

## PUNTING (BASED ON GROSS AVG.) (MIN. 25 PUNTS)

Year	Player	No	Avg	Lg	Bkck	Rank
1946	Albert, Frank	54	41.0	73	0	—
1947	Albert, Frank	40	44.0	69	1	—
1948	Albert, Frank	35	44.8	82	0	—
1949	Albert, Frank	31	48.2	72	0	—
1950	Lillywhite, Verl	26	39.1	57	0	11
1951	Albert, Frank	34	44.3	66	0	2
1952	Albert, Frank	68	42.6	70	0	5
1953	Powers, Jim	42	40.6	55	1	8
1954	Brown, Pete	49	37.5	51	0	11
1955	Luna, Bob	63	40.6	63	3	8
1956	Morrall, Earl	45	37.9	57	0	16
1957	Jessup, Bill	38	43.6	62	0	13
1958	Atkins, Bill	25	39.3	51	0	11
1959	Davis, Tommy	59	45.7	71	0	3
1960	Davis, Tommy	62	44.1	74	0	3
1961	Davis, Tommy	50	45.4	67	0	3
1962	Davis, Tommy	48	45.6	82	0	1
1963	Davis, Tommy	73	45.4	64	2	4
1964	Davis, Tommy	79	45.6	68	0	4
1965	Davis, Tommy	54	45.8	65	0	2
1966	Davis, Tommy	63	41.4	60	0	6
1967	Spurrier, Steve	73	37.6	61	1	12
1968	Spurrier, Steve	68	39.0	54	0	12
1969	Kilgore, Jon	36	40.3	72	0	9
1970	Spurrier, Steve	75	38.4	58	0	14/11
1971	McCann, Jim	49	38.7	54	1	25/12
1972	McCann, Jim	64	39.7	63	1	21/10
1973	Wittum, Tom	79	43.7	62	0	4/1
1974	Wittum, Tom	68	41.2	67	1	4/2
1975	Wittum, Tom	67	41.9	64	3	3/2
1976	Wittum, Tom	89	40.8	68	2	3/2
1977	Wittum, Tom	77	36.4	54	3	26/13
1978	Connell, Mike	96	37.3	59	1	21/10
1979	Melville, Dan	71	37.0	53	1	25/14
1980	Miller, Jim	77	40.9	65	0	10/5
1981	Miller, Jim	93	41.5	65	0	15/6
1982	Miller, Jim	44	38.1	80	1	25/13
1983	Orosz, Tom	65	39.3	61	1	25/11
1984	Runager, Max	56	41.8	59	1	17/17
1985	Runager, Max	86	39.8	57	1	26/13
1986	Runager, Max	83	41.6	62	2	10/6
1987	Runager, Max	55	39.2	56	1	22/11
1988	Helton, Barry	78	39.3	53	1	21/11
1989	Helton, Barry	55	40.5	56	1	12/8
1990	Helton, Barry	69	36.8	56	1	28/1
1991	Prokop, Joe	40	38.5	58	0	27/13
1992	Wilmsmeyer, Klaus	49	39.1	58	0	26/14
1993	Wilmsmeyer, Klaus	42	40.9	61	0	23/11
1994	Wilmsmeyer, Klaus	54	41.4	60	0	14t/7t
1995	Thompson, Tommy	57	40.6	65	0	25/13t
1996	Thompson, Tommy	73	44.1	65	2	10/4
1997	Thompson, Tommy	78	40.8	55	1	30/15
1998	Roby, Reggie	60	41.9	66	0	22/9
1999	Stanley, Chad	69	39.7	70	2	26/11
2000	Stanley, Chad	69	39.5	56	1	27/12
2001	Baker, Jason	69	40.8	64	0	23/13
2002	Baker, Jason	42	40.2	51	0	25t/13
2003	LaFleur, Bill	68	38.7	56	1	29t/16
2004	Lee, Andy	96	41.6	81	0	20/10
2005	Lee, Andy	107	41.6	58	1	25/12
2006	Lee, Andy	81	44.8	66	0	7/6
2007	Lee, Andy	105	47.3	74	0	2/1
2008	Lee, Andy	66	47.8	82	1	4/3
2009	Lee, Andy	99	47.6	64	0	2/2
2010	Lee, Andy	91	46.2	64	0	4/2
2011	Lee, Andy	78	50.9	68	1	1/1
2012	Lee, Andy	67	48.1	66	0	4/2
2013	Lee, Andy	79	48.2	62	0	3/1

## 49ERS YEARLY STATISTICAL LEADERS

SCORING (BASED ON POINTS)						
Year	Player	TD	PAT	FG	Pts	Rank
1946	Beals, Alyn	10	1	0	61	—
1947	Beals, Alyn	10	0	0	60	—
1948	Beals, Alyn	14	0	0	84	—
1949	Beals, Alyn	12	1	0	73	—
1950	Soltau, Gordie	1	26	4	44	22
1951	Soltau, Gordie	7	30	6	90	5
1952	Soltau, Gordie	7	34	6	94	—
1953	Soltau, Gordie	6	48	10	114	1
1954	Soltau, Gordie	2	31	11	76	4
1955	Soltau, Gordie	1	27	3	42	24
	Wilson, Billy	7	0	0	42	24
1956	Soltau, Gordie	1	26	13	71	6
1957	Soltau, Gordie	0	33	9	60	9
1958	Soltau, Gordie	0	29	8	53	20
1959	Davis, Tommy	0	31	12	67	9
1960	Davis, Tommy	0	21	19	78	9
1961	Davis, Tommy	0	44	12	80	8
1962	Davis, Tommy	0	36	10	66	16
1963	Davis, Tommy	0	24	10	54	21
1964	Davis, Tommy	0	30	8	54	24
1965	Davis, Tommy	0	52	17	103	4
1966	Davis, Tommy	0	38	16	86	12
1967	Davis, Tommy	0	33	14	75	10
1968	Davis, Tommy	0	26	9	53	19
1969	Willard, Ken	10	0	0	60	21
1970	Gossett, Bruce	0	39	21	102	6/4
1971	Gossett, Bruce	0	32	23	101	5/3
1972	Gossett, Bruce	0	41	18	95	13/7
1973	Gossett, Bruce	0	26	26	104	7/4
1974	Gossett, Bruce	0	25	11	58	25/8
1975	Mike-Mayer, Steve	0	27	14	69	22/9
1976	Mike-Mayer, Steve	0	26	16	74	25/9
1977	Williams, Delvin	9	0	0	54	14/10
1978	Wersching, Ray	0	24	15	69	22/9
1979	Wersching, Ray	0	32	20	92	12/5
1980	Wersching, Ray	0	33	15	78	18/10
1981	Wersching, Ray	0	30	17	81	22/13
1982	Wersching, Ray	0	23	12	59	9/4
1983	Wersching, Ray	0	51	25	126	3/3
1984	Wersching, Ray	0	56	25	131	1/1
1985	Wersching, Ray	0	52	13	91	21/11
1986	Wersching, Ray	0	41	25	116	3/3
1987	Rice, Jerry	23	0	0	138	1/1
1988	Cofer, Mike	0	40	27	121	2/1
1989	Cofer, Mike	0	49	29	136	1/1
1990	Cofer, Mike	0	39	24	111	4/3
1991	Cofer, Mike	0	49	14	91	17/8
1992	Cofer, Mike	0	53	18	107	8/4
1993	Cofer, Mike	0	59	16	107	11/6
1994	Brien, Doug	0	60	15	105	11/4
1995	Rice, Jerry	17	1(2PT)	0	104	19/10
1996	Wilkins, Jeff	0	40	30	130	4/2
1997	Anderson, Gary	0	38	29	125	3/2
1998	Richey, Wade	0	49	18	103	14/6
1999	Richey, Wade	0	30	21	93	21/8
2000	Richey, Wade	0	43	15	88	28/13
2001	Cortez, Jose	0	47	18	101	16/8
2002	Owens, Terrell	14	0	0	84	8/3*
2003	Peterson, Todd	0	22	12	58	30/14
2004	Peterson, Todd	0	23	18	77	42/18
2005	Nedney, Joe	0	19	26	97	22/8t
2006	Nedney, Joe	0	29	29	116	7/4t
2007	Nedney, Joe	0	22	17	73	35/17
2008	Nedney, Joe	0	34	29	121	15/9
2009	Nedney, Joe	0	33	17	84	28/14
2010	Nedney, Joe	0	17	11	50	65t/31t
2011	Akers, David	0	34	44	166	1/1
2012	Akers, David	0	44	29	131	9/5
2013	Dawson, Phil	0	44	32	140	6t/3

FIELD GOAL PERCENTAGE						
Year	Player	Att	Made	Pct	Lg	Rank
1946	Vetrano, Joe	7	4	.571	26	—
1947	Vetrano, Joe	8	4	.500	30	—
1948	Vetrano, Joe	8	5	.625	47	—
1949	Vetrano, Joe	4	3	.750	28	—
1950	Soltau, Gordie	8	4	.500	26	DNQ
1951	Soltau, Gordie	18	6	.333	42	9
1952	Soltau, Gordie	12	6	.500	31	5
1953	Soltau, Gordie	15	10	.667	39	2
1954	Soltau, Gordie	18	11	.611	37	3
1955	Soltau, Gordie	12	3	.250	28	11
1956	Soltau, Gordie	20	13	.650	40	3
1957	Soltau, Gordie	15	9	.600	37	5
1958	Soltau, Gordie	21	8	.381	39	9
1959	Davis, Tommy	26	12	.462	43	5
1960	Davis, Tommy	32	19	.594	40	7
1961	Davis, Tommy	22	12	.545	46	6
1962	Davis, Tommy	23	10	.435	42	15
1963	Davis, Tommy	31	10	.323	46	22
1964	Davis, Tommy	25	8	.320	*53	19
1965	Davis, Tommy	27	17	.630	*53	5t
1966	Davis, Tommy	31	16	.516	46	15t
1967	Davis, Tommy	33	14	.424	50	23
1968	Davis, Tommy	16	9	.563	38	14
1969	Davis, Tommy	10	3	.300	48	DNQ
1970	Gossett, Bruce	31	21	.677	48	5/3
1971	Gossett, Bruce	36	23	.639	48	9/5
1972	Gossett, Bruce	29	18	.621	50	15/6
1973	Gossett, Bruce	33	26	.788	54	1**/1
1974	Gossett, Bruce	24	11	.458	46	22/11
1975	Mike-Mayer, Steve	28	14	.500	54	22t/11
1976	Mike-Mayer, Steve	28	16	.571	45	16t/9
1977	Wersching, Ray	17	10	.588	50	15/5
1978	Wersching, Ray	23	15	.652	45	12/6
1979	Wersching, Ray	24	20	.833	47	2/1
1980	Wersching, Ray	19	15	.789	47	2/1
1981	Wersching, Ray	23	17	.739	48	5/4
1982	Wersching, Ray	17	12	.706	45	15/8
1983	Wersching, Ray	30	25	.833	52	5t/1t
1984	Wersching, Ray	35	25	.714	53	17/11
1985	Wersching, Ray	21	13	.619	45	22/11
1986	Wersching, Ray	35	25	.714	50	11t/5t
1987	Wersching, Ray	17	13	.765	45	12/6
1988	Cofer, Mike	38	27	.711	52	17/10
1989	Cofer, Mike	36	29	.806	47	4/2
1990	Cofer, Mike	36	24	.667	*56	26t/11t
1991	Cofer, Mike	28	14	.500	50	28/14
1992	Cofer, Mike	27	18	.667	46	21/11
1993	Cofer, Mike	26	16	.615	46	26/12
1994	Brien, Doug	20	15	.750	48	20/7
1995	Wilkins, Jeff	13	12	.923	40	DNQ
1996	Wilkins, Jeff	34	30	.882	49	4/3
1997	Anderson, Gary	36	29	.806	51	11/7
1998	Richey, Wade	27	18	.667	46	27t/13t
1999	Richey, Wade	23	21	.913	52	1**/1
2000	Richey, Wade	22	15	.682	47	28/14
2001	Cortez, Jose	25	18	.720	52	21/12
2002	Cortez, Jose	24	18	.750	45	26/13t
2003	Peterson, Todd	15	12	.800	48	DNQ
2004	Peterson, Todd	22	18	.818	51	15t/6t
2005	Nedney, Joe	28	26	.929	56	3/2
2006	Nedney, Joe	35	29	.829	51	16/9
2007	Nedney, Joe	19	17	.895	50	5/1
2008	Nedney, Joe	33	29	.878	53	12/7
2009	Nedney, Joe	21	17	.810	51	21/9
2010	Reed, Jeff	10	9	.900	47	NA
2011	Akers, David	52	44	.846	55	14/7
2012	Akers, David	42	29	.690	63*	30/14
2013	Dawson, Phil	36	32	.889	56	14t/6t

\* LONGEST FIELD GOAL IN NFL THAT YEAR; \*\* LEADER BASED ON FIELD GOAL PCT OF KICKERS WITH 15-OR-MORE MADE; DNQ - DID NOT QUALIFY FOR THE LEAGUE MINIMUM



## 49ERS YEARLY STATISTICAL LEADERS

## KICKOFF RETURNS (BASED ON AVG.) (MIN. 20 RETURNS)

YEAR	Player	No	Yds	Avg	Lg	TD	Rank
1946	Eshmont, Len	10	264	26.4	—	0	DNQ
1947	Eshmont, Len	9	177	19.7	—	0	DNQ
1948	Hall, Forrest	13	369	28.4	—	0	3
1949	Perry, Joe	14	337	24.1	—	0	5
1950	Cathcart, Sam	14	329	23.9	62	0	20
1951	Arenas, Joe	21	542	25.8	49	0	8
1952	McElhenny, Hugh	18	396	22.0	40	0	16
1953	Arenas, Joe	16	551	34.4	82	0	1
1954	Arenas, Joe	16	362	22.6	41	0	11
1955	Arenas, Joe	24	594	24.8	42	0	7
1956	Arenas, Joe	27	801	29.7	96t	1	2
1957	Arenas, Joe	24	657	27.4	64	0	2
1958	Smith, J.D.	15	356	23.7	39	0	8
1959	Lyles, Lenny	25	565	22.6	46	0	10
1960	Lyles, Lenny	17	526	30.9	97t	1	2
1961	Woodson, Abe	27	782	29.0	98t	1	3
1962	Woodson, Abe	37	1,157	31.3	79	0	1
1963	Woodson, Abe	29	935	32.2	103t	3	1
1964	Woodson, Abe	32	880	27.5	70	0	4
1965	Alexander, Kermit	32	741	23.2	46	0	20
1966	Alexander, Kermit	37	984	26.6	56	0	7
1967	Cunningham, Doug	31	826	26.6	94	0	5
1968	Alexander, Kermit	20	360	18.0	35	0	24
1969	Smith, Noland	14	310	22.1	60	0	DNQ
1970	Tucker, Bill	25	577	23.1	43	0	16/9
1971	Washington, Vic	33	858	26.0	74	0	12/8
1972	Washington, Vic	27	771	28.6	98t	1	4/3
1973	Washington, Vic	24	549	22.9	38	0	26/10
1974	Holmes, Mike	25	612	24.5	57	0	15/6
1975	Moore, Manfred	26	650	25.0	52	0	10/5
1976	Leonard, Anthony	26	553	21.3	39	0	29/13
1977	Hofer, Paul	36	871	24.2	48	0	12/7
1978	Williams, Dave	34	745	21.9	89t	1	23/8
1979	Owens, James	41	1,002	24.4	85t	1	5/3
1980	Owens, James	31	726	23.4	101t	1	4/3
1981	Lawrence, Amos	17	437	25.7	92t	1	3/2
1982	McLemore, Dana	16	353	22.1	45	0	18/9
1983	McLemore, Dana	30	576	19.2	39	0	30/14
1984	Monroe, Carl	27	561	20.8	44	0	19/9
1985	Monroe, Carl	28	717	25.6	95t	1	4/3
1986	Crawford, Derrick	15	280	18.7	34	0	DNQ
1987	Rodgers, Del	17	358	21.1	50	0	DNQ
1988	DuBose, Doug	32	608	19.0	44	0	27/11
1989	Flagler, Terrence	32	643	20.1	41	0	18/11
1990	Carter, Dexter	41	783	19.1	35	0	21/11
1991	Carter, Dexter	37	839	22.7	98t	1	5/3
1992	Logan, Marc	22	478	21.7	82	0	9/6
1993	Carter, Dexter	25	494	19.8	60	0	18/11
1994	Carter, Dexter	48	1,105	23.0	96t	1	15/11
1995	Carter, Dexter	23	522	22.7	46	0	DNQ
1996	Carter, Dexter	41	909	22.2	71	0	21/10
1997	Levy, Chuck	36	793	22.0	59	0	22/12
1998	Levy, Chuck	22	383	17.4	30	0	DNQ
1999	McQuarters, R.W.	26	568	21.8	37	0	DNQ
2000	Williams, Kevin	30	536	17.9	33	0	DNQ
2001	Sutherland, Vinny	50	1,140	22.8	65	0	19/11
2002	Williams, Jimmy	35	765	21.9	50	0	29/18
2003	Wilson, Cedrick	37	836	22.6	95t	1	16/10
2004	Robertson, Jamal	25	560	22.4	37	0	11/5
2005	Hicks, Maurice	34	689	20.3	40	0	36/18
2006	Hicks, Maurice	57	1,428	25.1	64	0	12/4
2007	Hicks, Maurice	63	1,502	23.8	55	0	20/9
2008	Rossum, Allen	47	1,259	26.8	104t	1	6/3
2009	Robinson, Michael	18	414	23.0	40	0	DNQ
2010	Ginn Jr., Ted	47	992	21.1	61	0	33/17
2011	Ginn Jr., Ted	29	800	27.6	102t	1	3/2
2012	James, LaMichael	14	417	29.8	62	0	DNQ
2013	James, LaMichael	12	321	26.8	41	0	DNQ

\* Insufficient returns to qualify for NFL rankings

## PUNT RETURNS (BASED ON AVERAGE) (MIN. 10 RETURNS)

Year	Player	No	Yds	Avg	Lg	TD	Rank
1946	Casanega, Ken	18	248	13.8	—	0	DNQ
1947	Vetrano, Joe	12	137	11.4	—	0	DNQ
1948	Cason, Jim	22	309	14.0	—	0	DNQ
1949	Cason, Jim	21	351	16.7	—	0	DNQ
1950	Cathcart, Sam	16	185	11.6	29	0	10
1951	Arenas, Joe	21	272	13.0	51	0	6
1952	McElhenny, Hugh	20	284	14.2	94t	1	5
1953	McElhenny, Hugh	15	104	6.9	25	0	7
1954	Arenas, Joe	23	117	5.1	23	0	6
1955	Arenas, Joe	21	55	2.6	7	0	17
1956	Arenas, Joe	19	117	6.2	67t	1	8
1957	Arenas, Joe	25	80	3.2	26	0	13
1958	McElhenny, Hugh	24	93	3.9	18	0	16
1959	Woodson, Abe	15	143	9.5	65	0	6
1960	Woodson, Abe	13	174	13.4	48	0	1
1961	Woodson, Abe	16	172	10.8	80t	1	4
1962	Woodson, Abe	19	179	9.4	85t	1	4
1963	Woodson, Abe	13	95	7.3	13	0	13
1964	Alexander, Kermit	21	189	9.0	70t	1	8
1965	Alexander, Kermit	35	262	7.5	40	0	7
1966	Alexander, Kermit	30	198	6.6	44t	4	6
1967	Cunningham, Doug	27	249	9.2	57	0	3
1968	Alexander, Kermit	24	87	3.6	26	0	16
1969	Smith, Noland	10	46	4.6	18	0	19
1970	Taylor, Bruce	43	516	12.0	76	0	2/1
1971	Taylor, Bruce	34	235	6.9	38	0	15/6
1972	McGill, Ralph	22	219	10.0	33	0	4/3
1973	Taylor, Bruce	15	207	13.8	61	0	1/1
1974	McGill, Ralph	20	161	8.3	47	0	20/13
1975	McGill, Ralph	31	290	9.4	34	0	18/9
1976	Leonard, Anthony	35	293	8.4	60t	1	20/9
1977	Leonard, Anthony	22	154	7.0	19	0	30/13
1978	Steptoe, Jack	11	129	11.7	28	0	DNQ
1979	Solomon, Freddie	23	142	6.2	14	0	23/9
1980	Solomon, Freddie	27	298	11.0	57t	2	3/2
1981	Hicks, Dwight	19	171	9.0	39	0	DNQ
1982	McLemore, Dana	7	156	22.3	93t	1	DNQ
1983	McLemore, Dana	31	331	10.7	56t	1	6/2
1984	McLemore, Dana	45	521	11.6	79t	1	4/2
1985	McLemore, Dana	38	258	6.8	22	0	21/9
1986	Griffin, Don	38	377	9.9	76t	1	5/2
1987	McLemore, Dana	21	265	12.6	83t	1	2/2
1988	Taylor, John	44	556	12.6	95t	2	1/1
1989	Taylor, John	36	417	11.6	37	0	5/4
1990	Taylor, John	26	212	8.2	30	0	13/8
1991	Taylor, John	31	267	8.6	24	0	9/5
1992	Grant, Alan	29	249	8.6	46	0	12/6
1993	Carter, Dexter	34	411	12.1	72t	1	5/2
1994	Carter, Dexter	38	321	8.4	26	0	14/11
1995	Taylor, John	11	56	5.1	11	0	DNQ
1996	Carter, Dexter	36	317	8.8	52	0	18/9
1997	Uwaezuoke, Iheanyi	34	373	11.0	36	0	11/6
1998	McQuarters, R.W.	47	406	8.6	72t	1	19/10
1999	McQuarters, R.W.	18	90	5.0	32	0	DNQ
2000	Williams, Kevin	26	220	8.5	25	0	DNQ
2001	Sutherland, Vinny	21	147	7.0	19	0	DNQ
2002	Williams, Jimmy	20	336	16.8	89t	1	1/1
2003	Williams, Jimmy	35	240	6.9	20	0	26/11
2004	Battle, Arnaz	31	266	8.6	71t	1	15/6
2005	Amev, Fred	11	125	11.4	75t	1	DNQ
2006	Williams, Brandon	22	147	6.7	25	0	28/15
2007	Lewis, Michael	44	336	7.6	51	0	18/9
2008	Rossum, Allen	15	223	14.9	45	0	DNQ
2009	Battle, Arnaz	21	61	2.9	18	0	28/13
2010	Ginn Jr., Ted	24	321	13.4	78t	1	3/2
2011	Ginn Jr., Ted	38	466	12.3	55t	1	4/3
2012	Ginn Jr., Ted	32	326	10.2	38	0	11/3
2013	James, LaMichael	23	251	10.9	40	0	10t/6t

\* Insufficient returns to qualify for NFL rankings

## 49ERS YEARLY STATISTICAL LEADERS

## INTERCEPTIONS

Year	Player	No	Yds	Avg	Lg	TD	Rank	Year	Player	No	Yds	Avg	Lg	TD	Rank
1946	Casanega, Ken	8	146	18.3	68	0	—	1981	Hicks, Dwight	9	239	26.6	72	1	3t/2t
1947	Eshmont, Len	6	72	12.0	—	0	—	1982	Hicks, Dwight	3	5	1.7	3	0	21t/8t
1948	Carr, Eddie	7	144	20.6	56	1	—	1983	Wright, Eric	7	164	23.4	60t	2	6t/4t
1949	Cason, Jim	9	152	19.9	—	0	—	1984	Turner, Keena	4	51	12.8	21	0	33t/17t
1950	Powers, Jim	5	42	8.4	26	0	18t		Lott, Ronnie	4	26	6.5	15	0	33t/17t
1951	Wagner, Lowell	9	115	12.8	40	0	3t	1985	Lott, Ronnie	6	68	11.3	25	0	10t/3t
1952	Wagner, Lowell	6	69	11.5	30	0	10t	1986	Lott, Ronnie	10	134	13.4	57t	1	1/1
1953	Berry, Rex	7	142	20.3	29	1	8t	1987	Lott, Ronnie	5	62	12.4	34	0	7t/4t
1954	Berry, Rex	3	69	23.0	34t	1	29t		Griffin, Don	5	1	0.2	1	0	7t/4t
	Brown, Hardy	3	42	14.0	41t	1	29t	1988	Mckyer, Tim	7	11	1.6	7	0	6t/5
	Williams, Johnny	3	28	9.3	15	0	29t	1989	Lott, Ronnie	5	34	6.8	28	0	17t/9t
	Arenas, Joe	3	26	8.7	26	0	29t	1990	Waymer, Dave	7	64	9.1	24	0	3t/2t
1955	Moegle, Dick	6	50	8.3	37	0	7t	1991	Waymer, Dave	4	77	19.3	42	0	23t/13t
1956	Moegle, Dick	6	75	12.5	31t	1	9t	1992	Griffin, Don	5	4	0.8	2	0	15t/5t
1957	Moegle, Dick	8	107	13.4	40	0	6	1993	McGruder, Michael	5	89	17.8	37	1	14t/6t
1958	Ridlon, Jim	4	10	2.5	3	0	14t	1994	Hanks, Merton	7	93	13.3	38	0	4t/4t
1959	Baker, Dave	5	75	15.0	29	0	6t	1995	Drakeford, Tyronne	5	54	10.8	37	0	15t/10t
1960	Baker, Dave	10	96	9.6	28	0	2t		Hanks, Merton	5	31	6.2	23	0	15t/10t
1961	Baker, Dave	6	123	20.5	10	0	17t	1996	Pope, Marquez	6	98	16.3	55t	1	4t/2t
1962	Woodson, Abe	2	31	15.5	31	0	92t	1997	Hanks, Merton	6	103	17.2	55t	1	5t/3t
	Hazeltine, Matt	2	24	12.0	12	0	92t	1998	Walker, Darnell	4	78	19.5	36	0	24t/11t
	Pine, Ed	2	16	8.0	13	0	92t		Hanks, Merton	4	37	9.3	37	0	24t/11t
	Mertens, Jerry	2	0	0	0	0	92t		Bronson, Zack	4	34	8.5	28	0	24t/11t
1963	Alexander, Kermit	5	72	17.4	38	0	25t		McDonald, Tim	4	22	5.5	18	0	24t/11t
1964	Alexander, Kermit	5	65	13.0	24	0	22t	1999	Schulters, Lance	6	127	21.2	64t	1	6t/3t
1965	Johnson, Jimmy	6	47	7.8	26	0	8t	2000	Bronson, Zack	3	75	25.0	43	0	46t/21t
1966	Alexander, Kermit	4	73	18.3	55	0	32t		Montgomery, Monty	3	68	22.7	46t	1	46t/21t
	Johnson, Jimmy	4	57	14.3	35t	1	32t	2001	Bronson, Zack	7	165	23.6	97t	2	7t/4t
1967	Alexander, Kermit	5	72	14.4	48	0	21t		Plummer, Ahmed	7	45	6.4	24	0	7t/4t
1968	Alexander, Kermit	9	155	17.2	66t	1	3	2002	Parrish, Tony	7	204	29.1	60	0	3t/2t
1969	Alexander, Kermit	5	39	7.8	22	0	15t	2003	Parrish, Tony	9	202	22.4	49	0	1t/1t
	Johnson, Jimmy	5	18	3.6	18	0	15t	2004	Parrish, Tony	4	64	16.0	26	0	21t/10t
1970	Taylor, Bruce	3	70	23.3	70	0	46t/23t	2005	Spencer, Shawntae	4	85	21.3	61t	1	19t/9t
	Phillips, Mel	3	49	16.3	35t	1	46t/23t		Adams, Mike	4	36	9.0	40t	1	19t/9t
	Nunley, Frank	3	42	14.0	24	0	46t/23t	2006	Harris, Walt	8	84	10.5	42	1	3t/1t
	Taylor, Roosevelt	3	27	9.0	19	0	46t/23t	2007	Clements, Nate	4	74	18.5	62	0	23t/11t
1971	Taylor, Bruce	3	68	22.7	49	0	58t/29t		Harris, Walt	4	42	10.5	23	0	23t/11t
	Johnson, Jimmy	3	16	5.3	10	0	58t/29t	2008	Harris, Walt	3	25	8.3	24	0	30t/13t
	Taylor, Roosevelt	3	13	4.3	13	0	58t/29t		Spikes, Takeo	3	14	4.7	13	0	30t/13t
1972	Johnson, Jimmy	4	18	4.5	15	0	20t/7t	2009	Goldson, Dashon	4	39	9.8	34	0	23t/14t
1973	Taylor, Bruce	6	30	5.0	22	0	4t/2t	2010	Clements, Nate	3	46	15.3	39	0	31t/21t
1974	McGill, Ralph	5	71	14.2	45	0	13t/6t		Spikes, Takeo	3	9	3.0	6	0	31t/21t
1975	Taylor, Bruce	3	29	9.7	15	0	54t/26t		Spencer, Shawntae	3	0	0.0	0	0	31t/21t
1976	Rhodes, Bruce	3	42	14.0	30	0	43t/24t	2011	Goldson, Dashon	6	53	8.8	21	0	4t/2t
1977	Washington, Dave	2	68	34.0	50	0	91t/37t		Rogers, Carlos	6	106	17.7	31t	1	4t/2t
	Phillips, Mel	2	23	11.5	23	0	91t/37t	2012	Goldson, Dashon	3	21	7.0	20	0	29t/17t
1978	Crist, Chuck	6	59	26.5	32	0	10t/9t	<b>2013</b>	<b>Brock, Tramaine</b>	<b>5</b>	<b>82</b>	<b>16.4</b>	<b>41</b>	<b>1</b>	<b>5t/5t</b>
1979	Hicks, Dwight	5	57	11.4	29	0	17t/8t								
1980	Hicks, Dwight	4	73	18.3	44	0	39t/17t								
	Churchman, Ricky	4	7	1.8	7	0	39t/17t								

## 49ERS YEARLY STATISTICAL LEADERS

## ALL-PURPOSE YARDS (SINCE 1950)

Year	Player	Rush		Rec		Off	Punt Ret		Kick Ret		Ret	Def	Tot
		No	Yds	No	Yds	Yds	No	Yds	No	Yds	Yds	Yds	Yds
1950	Perry, Joe	124	647	13	69	716	0	0	12	223	0	0	939
1951	Perry, Joe	136	677	18	167	844	0	0	1	32	0	0	876
1952	McElhenny, Hugh	98	684	26	367	1,051	20	284	20	284	680	0	1,731
1953	McElhenny, Hugh	112	503	30	474	977	15	104	15	368	472	0	1,449
1954	Perry, Joe	173	1,049	26	203	1,252	0	0	0	0	0	0	1,252
1955	Wilson, Billy	0	0	53	831	831	0	0	0	0	0	0	831
1956	McElhenny, Hugh	185	916	16	193	1,109	15	38	13	300	338	0	1,447
1957	McElhenny, Hugh	102	478	37	458	936	0	0	0	0	0	0	936
1958	Perry, Joe	125	758	23	218	976	0	0	0	0	0	0	976
1959	Smith, J.D.	207	1,036	13	133	1,169	0	0	0	0	0	0	1,169
1960	Smith, J.D.	174	780	36	181	961	0	0	0	0	0	0	961
1961	Smith, J.D.	167	823	28	343	1,166	0	0	0	0	0	0	1,166
1962	Woodson, Abe	0	0	0	0	0	19	179	37	1,157	1,336	0	1,336
1963	Woodson, Abe	0	0	0	0	0	13	95	29	935	1,030	0	1,030
1964	Woodson, Abe	0	0	0	0	0	22	133	32	880	1,013	0	1,013
1965	Parks, Dave	0	0	80	1,344	1,344	0	0	0	0	0	0	1,344
1966	Alexander, Kermit	0	0	0	0	0	30	198	37	984	1,182	0	1,182
1967	Cunningham, Doug	0	0	0	0	0	27	249	31	826	1,075	0	1,075
1968	Willard, Ken	227	967	36	232	1,199	0	0	0	0	0	0	1,199
1969	Cunningham, Doug	147	541	51	484	1,025	0	0	0	0	0	0	1,025
1970	Washington, Gene	0	0	53	1,100	1,100	0	0	0	0	0	0	1,100
1971	Washington, Vic	191	811	36	317	1,128	0	0	33	858	858	0	1,986
1972	Washington, Vic	141	468	43	393	861	0	0	27	771	771	0	1,632
1973	McGill, Ralph	0	0	0	0	0	22	186	17	374	560	0	560
1974	Jackson, Wilbur	174	705	23	190	895	0	0	0	0	0	0	895
1975	Williams, Delvin	117	631	34	370	1,001	0	0	0	0	0	0	1,001
1976	Williams, Delvin	248	1,203	27	283	1,486	0	0	0	0	0	0	1,486
1977	Williams, Delvin	268	931	20	179	1,110	0	0	0	0	0	0	1,110
1978	Williams, Dave	0	0	0	0	0	0	0	34	745	745	0	745
1979	Hofer, Paul	123	615	58	662	1,277	0	0	0	0	0	0	1,277
1980	Cooper, Earl	171	720	83	567	1,287	0	0	0	0	0	0	1,287
1981	Clark, Dwight	3	32	85	1,105	1,137	0	0	0	0	0	0	1,137
1982	Clark, Dwight	0	0	60	913	913	0	0	0	0	0	0	913
1983	Craig, Roger	176	725	48	427	1,152	0	0	0	0	0	0	1,152
1984	Tyler, Wendell	246	1,262	28	230	1,492	0	0	0	0	0	0	1,492
1985	Craig, Roger	214	1,050	92	1,016	2,066	0	0	0	0	0	0	2,066
1986	Rice, Jerry	10	72	86	1,570	1,642	0	0	0	0	0	0	1,642
1987	Craig, Roger	215	815	66	492	1,307	0	0	0	0	0	0	1,307
1988	Craig, Roger	310	1,502	76	534	2,036	0	0	0	0	0	0	2,036
1989	Taylor, John	1	6	60	1,077	1,083	36	417	2	51	468	0	1,551
1990	Rice, Jerry	2	0	100	1,502	1,502	0	0	0	0	0	0	1,502
1991	Rice, Jerry	1	2	80	1,206	1,208	0	0	0	0	0	0	1,208
1992	Watters, Ricky	206	1,013	43	405	1,418	0	0	0	0	0	0	1,418
1993	Rice, Jerry	3	69	98	1,503	1,572	0	0	0	0	0	0	1,572
1994	Watters, Ricky	239	877	66	719	1,596	0	0	0	0	0	0	1,596
1995	Rice, Jerry	5	36	122	1,848	1,884	0	0	0	0	0	0	1,884
1996	Rice, Jerry	11	77	108	1,254	1,331	0	0	0	0	0	0	1,331
1997	Hearst, Garrison	234	1,019	21	194	1,213	0	0	0	0	0	0	1,213
1998	Hearst, Garrison	310	1,570	39	535	2,105	0	0	0	0	0	0	2,105
1999	Garner, Charlie	241	1,229	56	535	1,764	0	0	0	0	0	0	1,764
2000	Garner, Charlie	258	1,142	68	647	1,789	0	0	0	0	0	0	1,789
2001	Hearst, Garrison	252	1,206	41	347	1,553	0	0	0	0	0	0	1,553
2002	Owens, Terrell	7	79	100	1,300	1,379	0	0	0	0	0	0	1,379
2003	Barlow, Kevan	201	1,024	35	307	1,331	0	0	0	0	0	0	1,331
2004	Barlow, Kevan	244	822	35	212	1,034	0	0	0	0	0	0	1,034
2005	Hicks, Maurice	59	308	3	12	320	0	0	34	689	689	0	1,009
2006	Gore, Frank	312	1,695	61	485	2,180	0	0	0	0	0	0	2,180
2007	Gore, Frank	260	1,102	53	436	1,538	0	0	0	0	0	0	1,538
2008	Rossum, Allen	1	1	1	4	5	15	223	47	1,259	1,482	0	1,487
2009	Gore, Frank	229	1,120	52	406	1,526	0	0	0	0	0	0	1,526
2010	Ginn Jr., Ted	2	11	12	163	174	24	321	47	992	1,313	0	1,487
2011	Gore, Frank	282	1,211	17	114	1,325	0	0	0	0	0	0	1,325
2012	Gore, Frank	258	1,214	28	234	1,448	0	0	0	0	0	0	1,448
2013	Gore, Frank	292	1,128	16	141	1,269	0	0	0	0	0	0	1,269

## BEST PERFORMANCES VS. 49ERS

## SCORING

## Points

36 Gale Sayers, at Chi. (12/12/65)

## Touchdowns

6 Gale Sayers, at Chi. (12/12/65)

## PATs

8 Rafael Septien, at Dal. (10/12/80)

8 Paige Cothren, vs. LA Rams (10/5/58)

## PAT Attempts

8 Rafael Septien, at Dal. (10/12/80)

8 Paige Cothren, vs. LA Rams (10/5/58)

## Field Goals

6 Neil Rackers, at Arz. in Mexico City (10/2/05)

5 Morten Andersen, at Atl. (9/3/00)

5 Chris Jacke, at GB (10/14/96)

5 Morten Andersen, at NO (10/25/87)

5 Lou Michaels, at Bal. (9/25/66)

## Field Goal Attempts

7 Morten Andersen, at NO (10/25/87)

## Long Field Goal

59 Graham Gano, at Car. (11/6/11)

59 Morten Andersen, at Atl. (12/24/95)

56 Al Del Greco, at Hou. (10/27/96)

55 John Kasay, at Car. (10/24/10)

54 Josh Brown, at StL (1/3/10)

54 Jan Stenerud, vs. KC (12/6/71)

## RUSHING

## Attempts

35 Clinton Portis, vs. Was. (12/18/04)

Marcel Shipp, at Arz. (10/26/03)

32 Calvin Hill, at Dal. (11/10/74)

Steven Jackson, at StL Rams (12/21/08)

## Yards

192 Erric Pegram, vs. Atl. (9/19/93), 27 att.

181 Willie Galimore, vs. Chi. (9/16/62), 22 att.

175 Barry Sanders, vs. Det. (12/23/96), 28 att.

174 Rudi Johnson, at Cin. (12/14/03), 21 att.

174 Leroy Kelly, vs. Cle. (11/3/68), 27 att.

## Touchdowns

4 LaDainian Tomlinson, vs. SD (10/15/06)

Gale Sayers, at Chi. (12/12/65)

Rick Casares, vs. Chi. (10/28/56)

## Long

84t Chester Taylor, vs. Min. (12/9/07)

## PASSING

## Attempts

65 Tom Brady, at NE (12/16/12)

61 Brett Favre, at GB (10/14/96)

60 Richard Todd, at NYJ (9/21/80)

58 Glenn Foley, vs. NYJ (9/6/98)

58 Jay Schroeder, at Was. (12/1/85)

## Completions

42 Richard Todd, at NYJ (9/21/80)

37 Matt Ryan, vs. Atl. (12/23/13)

36 Tom Brady, at NE (12/16/12)

35 Dieter Brock, at LA Rams (10/27/85)

## Yards

484 Kurt Warner, at Arz. (11/25/07)

471 Brad Johnson, vs. Was. (12/26/99)

460 Don Meredith, vs. Dal. (11/10/63)

447 Richard Todd, at NYJ (9/21/80)

444 Dan Fouts vs. SD (12/11/82)

## Touchdowns

5 Donovan McNabb, at Phi. (9/18/05)

5 Kurt Warner, at StL (10/10/99)

5 Vince Ferragamo, at LA Rams (10/23/83)

5 Dan Fouts, vs. SD (12/11/82)

## Interceptions

7 Steve DeBerg, at TB (9/7/86)

6 Steve Grogan, vs. NE (11/30/80)

## Long

96t Tobin Rote to Billy Grimes, vs. GB (12/10/50)

## Times Sacked

10 Phil Simms, vs. NYG (11/23/80)

10 James Harris, at LA Rams (10/11/76)

10 Bill Munson, vs. LA Rams (12/6/64)

## RECEIVING

## Receptions

17 Clark Gaines, at NYJ (9/21/80)

14 Roy Helu Jr. at Was. (11/6/11)

12 Roddy White, vs. Atl. (12/23/13)

12 Reggie Wayne, at Ind. (11/1/09)

12 Tim Hightower, at Ari. (9/13/09)

12 Cris Carter, vs. Min. (12/18/95)

12 Michael Irvin, at Dal. (10/17/93)

## Yards

220 Don Beebe, at GB (10/14/96)

214 Harlon Hill, vs. Chi. (10/31/54)

213 Terrell Owens, at Dal. (11/23/08)

210 Roddy White, vs. Atl. (10/11/09)

202 Paul Flatley, vs. Min. (10/24/65)

## Touchdowns

4 Isaac Bruce, at StL (10/10/99)

4 Ahmad Rashad, at Min. (9/2/79)

4 Harlon Hill, vs. Chi. (10/31/54)

## Long

96t Billy Grimes, vs. GB (12/10/50)

## INTERCEPTIONS

## Interceptions

3 Bill Simpson, vs. LA Rams (11/20/77)

3 Gene Howard, at LA Rams (11/21/71)

3 Roy Winston, vs. Min. (10/25/64)

3 Jerry Richardson, at LAN (10/18/64)

3 Donald Doll, at Det. (10/8/50)

## Yards

107 Aaron Martin, at LA Rams (10/18/64)

101 Tom Pridemore, at Atl. (9/20/81)

## Long

101t Tom Pridemore, at Atl. (9/20/81)

## SACKS

## Sacks

4.5 Kevin Greene, vs. LA Rams (12/18/88)

3.0 13 Players

## PUNTING

## Punts

12 Wilbur Summers, vs. Det. (10/23/77)

12 Rusty Jackson, vs. LA Rams (11/21/76)

## Average

58.5 Reggie Roby, at Mia. (9/28/86) (min. 4 pts)

## Long

90 Don Chandler, at GB (10/10/65)

## PUNT RETURNS

## Returns

8 Rolland Lawrence, vs. Atl. (10/9/77)

7 Nate Burleson, at Sea. (12/6/09)

7 Alvin Pearman, at Jac. (12/18/05)

7 J.T. Smith, at Phx. (11/6/88)

7 Robbie Martin, vs. Ind. (10/5/86)

7 LeRoy Irvin, vs. LA Rams (10/25/81)

7 Roland Lawrence, vs. Atl. (10/23/76)

## Yards

184 Tom Watkins, at Det. (10/6/63)

## Long

90t Tom Watkins, at Det. (10/6/63)

## KICKOFF RETURNS

## Returns

9 Ahmad Merritt, vs. Chi. (9/7/03)

9 Eric Metcalf, vs. Atl. (9/29/96)

## Yards

222 Leon Washington, vs. Sea. (12/12/10)

208 Ron Smith, at Chi. (11/19/72)

## Long

101 Percy Harvin, at Min. (9/27/09)

101 Mel Gray, vs. NO (9/21/86)

## 49ERS SINGLE-SEASON TEAM RECORDS

## SCORING

## Most Points Scored

505 (1994, 16 games)  
479 (1998, 16 games)  
475 (1984, 16 games)

## Highest Average

31.6 (1994, 16 games)  
31.0 (1953, 12 games)  
30.6 (1987, 15 games)

## Fewest Points Scored

198 (1963, 14 games)  
208 (1960, 12 games)  
209 (1982, 9 games)  
213 (1950, 12 games)

## Lowest Average

13.7 (2007, 16 games)  
13.7 (1978, 16 games)  
14.1 (1963, 14 games)

## TOUCHDOWNS

## Most Scored

66 (1994, 16 games)  
61 (1998, 16 games)  
(1993, 16 games)  
59 (1987, 16 games)

## Fewest Scored

21 (1960, 12 games)  
23 (2005, 16 games)

## Most Allowed

54 (2004, 16 games)  
54 (1979, 16 games)  
53 (1999, 16 games)

## Fewest Allowed

23 (2011, 16 games)  
23 (1971, 14 games)  
24 (1984, 16 games)  
24 (1982, 9 games)  
24 (1951, 12 games)

## Most by Rushing

24 (1979, 16 games)  
(1955, 12 games)  
23 (1956, 12 games)

## Most by Passing

36 (1999, 16 games)  
29 (1980, 16 games)  
28 (2005, 16 games)

## KICKING

## Most Field Goals Made

44 (2011, 16 games)  
**32 (2013, 16 games)**  
30 (1996, 16 games)  
29 (2012, 16 games)  
(2008, 16 games)  
(2006, 16 games)  
(1997, 16 games)  
(1989, 16 games)

## Most PATs Made

60 (1994, 16 games)  
59 (1993, 16 games)  
56 (1984, 16 games)

## RUSHING

## Most Attempts

585 (1978, 16 games)  
576 (1976, 14 games)  
564 (1977, 14 games)

## Most Yards Gained

2,544 (1998, 16 games)  
2,523 (1988, 16 games)  
2,498 (1954, 12 games)

## Highest Average

5.7 (1954, 12 games)  
5.2 (1998, 16 games)  
5.1 (2012, 16 games)

## Most Touchdowns

28 (1954, 12 games)  
27 (1961, 14 games)  
26 (1993, 16 games)  
26 (1953, 12 games)

## PASSING

## Most Attempts

644 (1995, 16 games)  
602 (1979, 16 games)  
597 (1980, 16 games)  
583 (2000, 16 games)  
583 (1990, 16 games)

## Most Completions

432 (1995, 16 games)  
366 (2000, 16 games)  
363 (1980, 16 games)  
361 (1979, 16 games)  
360 (1990, 16 games)

## Highest Completion Pct.

70.3 (1994, 16 games)  
70.2 (1989, 16 games)  
67.6 (1993, 16 games)  
67.1 (1995, 16 games)  
66.5 (1992, 16 games)

## Most Yds Gained (Gross)

4,779 (1995, 16 games)  
4,584 (1989, 16 games)  
4,510 (1998, 16 games)  
4,480 (1993, 16 games)  
4,400 (2000, 16 games)

## Most Touchdowns

44 (1987, 16 games)  
41 (1998, 16 games)  
37 (1994, 16 games)  
35 (1965, 14 games)  
35 (1989, 16 games)

## Highest Avg. Gain Per Att.

9.49 (1989, 16 games)  
8.84 (1961, 14 games)  
8.55 (1993, 16 games)

## TOTAL NET YARDS

Most Yards Gained  
6,800 (1998, 16 games)  
6,435 (1993, 16 games)  
6,366 (1984, 16 games)  
6,268 (1989, 16 games)  
6,195 (1992, 16 games)

## FIRST DOWNS

## Most First Downs

381 (1998, 16 games)  
372 (1993, 16 games)  
362 (1994, 16 games)  
357 (1987, 15 games)  
356 (1984, 16 games)

## Most by Rushing

141 (2002, 16 games)  
141 (1988, 16 games)  
138 (1984, 16 games)

## Most by Passing

231 (1995, 16 games)  
223 (1998, 16 games)  
213 (1986, 16 games)

## Most by Penalty

34 (1978, 16 games)  
31 (2011, 16 games)  
30 (1994, 16 games)

## FUMBLES

## Most Opp. Fumbles Recovered

27 (1978, 16 games)  
22 (1959, 12 games)  
21 (1981, 16 games)  
21 (1950, 12 games)

## INTERCEPTIONS

## Most Thrown

36 (1978, 16 games)  
29 (1958, 12 games)  
28 (1974, 14 games)  
28 (1955, 12 games)

## Most Intercepted

39 (1986, 16 games)  
33 (1951, 12 games)  
27 (1981, 16 games)

## PENALTIES

## Most Penalties

134 (2000, 16 games)  
133 (1998, 16 games)  
120 (1999, 16 games)

## Most Yards Penalized

1,156 (1998, 16 games)  
1,135 (2000, 16 games)  
1,045 (1999, 16 games)

## QUARTERBACK SACKS

## Most Sacks Recorded

61 (1976, 14 games)  
60 (1985, 16 games)  
57 (1983, 16 games)  
54 (1997, 16 games)

## Most Sacks Allowed

55 (2008, 16 games)  
55 (2007, 16 games)  
53 (1998, 16 games)

## Fewest Sacks Allowed

20 (1982, 9 games)  
22 (2002, 16 games)  
24 (1991, 16 games)

## Best Season, Win Percentage

.938 – 1984

## Best Season, Win Total

Won 15, Lost 1 – 1984

## Worst Season, Win Percentage

.125 – 1978, 1979, 2004

## Longest Winning Streak

15 – 11/27/89 to 11/18/90

## Longest Winning Streak at Home

19 – 12/23/96 to 10/3/99

## Longest Losing Streak at Home

7 – 10/28/62 to 9/22/63

## Longest Winning Streak on Road

18 – 11/27/88 to 12/30/90

## Longest Losing Streak on Road

18 – 12/4/77 to 12/16/79

## Longest Losing Streak

9 – 10/8/78 to 12/3/78

## Most Consecutive Wins to Start Season

10 – 1990

## Most Consecutive Wins to End Season

9 – 1984

## Most Consecutive Losses to Start Season

7 – 1979

## Most Consecutive Losses to End Season

5 – 1963

## Total Shutouts by 49ers

29 – Last at NYJ (9/30/12)

## Most Shutouts in a Season

3 – 2001

## Most Consecutive Games Scored Points

420 – 10/16/77 to 9/19/04

## Largest Comeback Victory

38–35 (OT) victory vs. New Orleans at Candlestick Park, December 7, 1980 (came back from 35–7 deficit in 2nd qtr.)

## 49ERS SINGLE-GAME TEAM RECORDS

## SCORING

## Most Points Scored

56 vs. Atl. (10/18/92)  
 55 at Det. (12/19/93)  
 52 vs. Chi. (12/23/91)  
 52 vs. Chi. (12/19/65)  
 51 vs. Min. (12/8/84)

## Most Points Allowed

61 at Chi. (12/12/65)  
 59 at Dal. (10/12/80)  
 56 vs. LAN (11/9/58)

## Most Points by Both Teams

83 49ers 41, Vikings 42 (at SF), 10/24/65  
 81 49ers 20, Bears 61 (at Chi.), 12/12/65  
 81 49ers 38, Saints 43 (at NO), 11/23/69

## Most Points Scored in 1st Quarter

27 vs. GB (12/7/58)  
 21 (Several times) Last: vs. Min. (12/18/95)

## Most Points Allowed in 1st Quarter

24 at Chi. (10/29/06)

## Most Points Scored in 2nd Quarter

28 at Min. (9/8/83)  
 28 vs. LA Rams (10/28/51)  
 24 (Several times) Last: vs. Atl. (12/4/94)

## Most Points Allowed in 2nd Quarter

28 at Min. (9/29/63)  
 27 at NYG (10/14/79)

## Most Points Scored in 1st Half

42 vs. Atl. (10/18/92)  
 41 at Min. (9/8/83)  
 38 vs. LA Rams (10/28/51)

## Most Points Allowed in 1st Half

41 at Chi. (10/29/06)  
 38 at Dal. (10/12/80)

## Most Points Scored in 3rd Quarter

21 vs. Arz. (1/2/11)  
 21 at NO (9/4/88)  
 21 at StL (9/18/83)  
 21 vs. Hou. (12/13/81)  
 21 vs. NO (10/21/73)

## Most Points Allowed in 3rd Quarter

24 vs. StL (10/6/74)  
 21 (Several times) Last: at Ten. (11/27/05)

## Most Points Scored in 4th Quarter

28 vs. Chi. (12/22/91)  
 28 at Phi. (9/24/89)  
 28 at LA Rams (10/23/83)

## Most Points Allowed in 4th Quarter

28 at StL (12/30/02)  
 24 at NE (12/16/12)  
 23 vs. Phi. (10/12/08)

## Most Points Scored in 2nd Half

35 vs. Atl. (9/15/85)  
 31 at LA Rams (10/23/83)  
 30 vs. NO (10/21/73)

## Most Points Allowed in 2nd Half

36 at NO (11/23/69)  
 35 at Jac. (9/12/99)

## Most Decisive Victory

49 49ers 49 at Lions 0, 10/1/61

## Most Decisive Loss

45 Cowboys 59 vs. 49ers 14, 10/12/80

## TOUCHDOWNS

## Most Scored

8 vs. Atl. (10/18/92)  
 7 vs. Arz. (12/7/03)  
 7 at Det. (12/19/93)  
 7 vs. Chi. (12/23/91)  
 7 vs. LA Rams (12/27/87)  
 7 at Atl. (10/29/72)  
 7 vs. Chi. (9/19/65)  
 7 at Det. (10/1/61)  
 7 vs. GB (12/7/58)  
 7 vs. Dal. Texans (10/26/52)

## Most Allowed

9 at Chi. (12/12/65)  
 8 at Dal. (10/12/80)  
 8 at LA Rams (11/9/58)

## Most Scored by Rushing

6 at Det. (10/1/61)

## Most Allowed by Rushing

5 at Chi. (12/12/65)  
 5 vs. Chi. (10/28/56)  
 5 vs. Cle. (10/2/55)

## Most Scored by Passing

6 at Atl. (10/14/90)

## Most Allowed by Passing

5 (6 times) Last: at Phi. (9/18/05)

## KICKING

## Most Field Goals Made

6 vs. Atl. (9/29/96)  
 6 at NO (10/16/83)

## Most Field Goals Allowed

6 vs. Arz. (10/2/05), Mex. City

## NET YARDS

## Most Yards Gained

621 vs. Buf. (10/7/12) (311 rush, 310 pass)  
 598 vs. Buf. (9/13/92) (159 rush, 439 pass)  
 597 vs. Bal. (12/13/53) (252 rush, 345 pass)  
 590 vs. Atl. (10/18/92) (191 rush, 399 pass)

## Most Yards Allowed

584 at Chi. (12/12/65) (183 rush, 401 pass)  
 583 at Phi. (9/18/05) (140 rush, 443 pass)  
 577 vs. LA Rams (11/9/58) (324 rush, 253 pass)

## Fewest Yards Gained

61 at Det. (10/6/63) (71 rush, -10 pass)  
 81 vs. GB (12/10/60) (71 rush, 10 pass)  
 88 vs. LA Rams (11/21/76) (70 rush, 18 pass)

## Fewest Yards Allowed

44 vs. Atl. (10/23/76) (83 rush, -39 pass)  
 65 at Det. (10/12/52) (40 rush, 25 pass)  
 82 vs. NO (10/21/73) (97 rush, -15 pass)

## FIRST DOWNS

## Most First Downs

36 vs. Ind. (10/18/98)  
 33 vs. Hou. (11/8/87)  
 32 vs. LA Rams (11/20/94)

## Most First Downs Allowed

32 at NE (12/16/12)  
 32 at StL (9/17/00)

## Fewest First Downs

3 vs. Bal. (11/22/59)  
 5 at Bal. (10/13/63)

## Fewest First Downs Allowed

2 vs. NO (10/21/73)  
 4 at Det. (10/12/52)

## Most by Rushing

21 vs. Det. (12/14/98)  
 20 at Min. (10/15/61)

## Fewest by Rushing

0 at Min. (12/14/69)  
 0 at Bal. (10/13/63)

## Most Allowed by Rushing

19 at GB (10/11/59)

## Fewest Allowed by Rushing

0 (8 times) Last: at StL (9/26/13)

## Most by Passing

24 at Cin. (12/5/99)  
 24 at Atl. (10/14/90)

## Most Allowed by Passing

25 at NYJ (9/21/80)  
 23 vs. Dal. (11/10/63)

## Fewest by Passing

1 (6 times) Last: vs. TB (10/30/05)

## Fewest Allowed by Passing

0 vs. NO (10/21/73)  
 0 vs. LA Rams (10/10/71)

## Most by Penalty

8 at NO (10/11/98)

## Most Allowed by Penalty

8 vs. Oak. (10/8/00)

## RUSHING

## Most Attempts

59 at Min. (12/4/77)  
 56 vs. Det. (10/25/63)  
 56 at GB (Milw.) (10/10/54)  
 56 vs. Bal. (10/29/50)

## Most Attempts Allowed

62 at Chi. (11/19/50)  
 59 at Dal. (10/12/80)

## Fewest Attempts

10 at GB (11/22/09)

## Most Yards Gained

328 vs. Det. (12/14/98)  
 324 at Min. (10/15/61)  
 317 vs. Min. (11/29/76)

## Most Yards Allowed

324 at LA Rams (11/9/58)

## Fewest Yards Gained

5 vs. Hou. (12/7/75)  
 12 at Min. (12/14/69)

## Fewest Yards Allowed

7 at Arz. (10/29/12)  
 7 at NO (10/1/72)

# 49ERS SINGLE-GAME TEAM RECORDS

## PASSING

### Most Attempts

63 vs. Phi. (11/25/02)  
60 at Was. (12/17/86)  
57 vs. Arz. (10/10/04)  
57 at Atl. (10/6/85)

### Most Attempts Allowed

65 at NE (12/16/12)  
61 at GB (10/14/96)  
60 at NYJ (9/21/80)  
58 vs. NYJ (9/6/98)  
58 at Mia. (9/28/86)  
58 at Was. (12/1/85)

### Fewest Attempts

8 vs. NO (11/27/77)  
8 vs. Min. (11/29/76)  
12 at Atl. (11/6/77)  
12 at GB (9/12/76)  
12 vs. LAN (10/28/51)

### Fewest Attempts Allowed

4 vs. NO (10/15/78)  
6 at NYG (10/16/77)  
7 at NO (11/13/77)

### Most Completions

38 vs. Arz. (10/10/04)  
37 at Atl. (10/6/85)  
36 at Dal. (12/8/02)  
36 vs. Phi. (11/25/02)  
36 vs. Chi. (12/17/00)

### Most Completions Allowed

42 at NYJ (11/21/80)  
37 vs. Atl. (12/23/13)  
36 at NE (12/16/12)  
35 at Arz. (11/25/07)  
35 at LA Rams (10/27/85)  
35 at Mia. (9/28/86)

### Fewest Completions

1 at Chi. (11/13/05)  
3 vs. Min. (11/29/76)  
4 vs. Pit. (9/19/77)

### Fewest Completions Allowed

2 vs. NO (10/15/78)  
2 at NYG (10/16/77)  
2 vs. LA Rams (10/10/71)

### Most Yards Gained (gross)

488 at LA Rams (11/29/93)  
476 at Atl. (10/14/90)  
458 at LA Rams (12/11/89)

### Most Yards Allowed (gross)

486 at Arz. (11/25/07)  
471 vs. Was. (12/26/99)  
460 vs. Dal. (11/10/63)

### Fewest Yards Gained (gross)

28 at Chi. (11/13/05)  
32 vs. Min. (11/29/76)  
33 at LAN (11/4/51)  
34 vs. GB (12/10/60)

### Fewest Yards Allowed (gross)

13 vs. Chi. (9/16/62)  
13 vs. LA Rams (10/10/71)  
17 vs. NO (10/21/73)  
31 vs. NO (10/15/78)

## PENALTIES

### Most Penalties

22 at Buf. (10/4/98)  
16 at Atl. (1/3/00)  
15 at Det. (10/16/11)  
15 vs. Car. (12/8/96)  
15 at Was. (11/17/86)

### Most Penalties by Opponent

17 at Atl. (11/5/78)

### Fewest Penalties

0 (3 times) Last: at NO (1/6/02)

### Fewest Penalties by Opponent

0 (5 times) Last: at Bal. (10/26/69)

### Most Yards Penalized

178 at Buf. (10/4/98)  
177 at LA Rams (9/18/94)  
168 at StL (10/24/71)

### Most Yards Opponent Penalized

165 at Min. (10/13/66)  
136 at LA Rams (10/8/78)  
135 vs. StL (11/14/10)  
133 vs. Cin. (10/1/78)

### Fewest Yards Penalized

0 (3 times) Last: at NO (1/6/02)

### Fewest Yards Opponent Penalized

0 (5 times) Last: at Bal. (10/26/69)

## FUMBLES

### Most Committed

10 at Det. (12/17/78)

### Most Lost

6 at Min. (10/15/61)  
6 at Cle. (11/12/50)

### Most Committed by Opponent

8 vs. Min. (10/24/65)  
8 at NYG (12/1/57)

### Most Lost by Opponent

6 at NYG (12/1/57)

## INTERCEPTIONS

### Most Intercepted

7 at TB (9/7/86)  
6 vs. NO (9/14/97)  
6 vs. NE (11/30/80)  
6 at Chi. (10/17/54)  
6 vs. LA Rams (10/28/51)

### Most Thrown

7 at LA Rams (10/18/64)  
6 vs. Bal. (12/5/59)  
6 at Det. (11/4/73)

### Most Interception Yards

171 vs. StL (11/26/95)  
163 at GB (10/26/86)

### Most Interception Yards by Opponent

314 at LA Rams (10/18/64)  
147 vs. Was. (12/18/04)

## TURNOVERS

### Most Forced by Defense

9 at Oak. (12/20/70), 4 FRs, 5 INTs  
8 vs. NO (9/14/97), 2 FRs, 6 INTs  
8 vs. Cin. (10/1/78), 3 FRs, 5 INTs  
8 at Chi. (10/17/54), 2 FRs, 6 INTs

### Most Committed

10 at Dal. (10/12/80), 5 FRs, 5 INTs  
9 at Cle. (11/12/50), 6 FRs, 3 INTs

## PUNTS

### Most Punts

11 vs. LA Rams (11/21/76)  
11 at Chi. (10/17/54)

### Most Punts by Opponent

12 vs. Det. (10/23/77)  
12 vs. LA Rams (11/21/76)

### Fewest Punts

0 (7 times) Last at Det. (12/19/93)

### Fewest Punts by Opponent

0 (2 times) Last: at NO (10/20/02)

## PUNT RETURNS

### Most Punt Returns

9 vs. NO (10/17/76)  
9 at Atl. (10/29/72)  
8 (6 times) Last: vs. StL (11/21/82)

### Most Punt Returns by Opponent

9 at Det. (10/6/63)  
9 vs. Atl. (10/9/77)

### Most Punt Return Yards

146 vs. Phi. (9/27/59)  
141 vs. NO (10/17/76)  
137 vs. LAN (1/2/83)

### Most Punt Return Yards by Opponent

231 at Det. (10/6/63)  
166 vs. LA Rams (10/25/81)

## KICKOFF RETURNS

### Most Kickoff Returns

10 vs. SD (10/15/06)  
9 (6 times): Last vs. Phi. (10/12/08)

### Most Kickoff Returns by Opponent

10 vs. Atl. (9/29/96)  
9 (6 times) Last vs. Chi. (9/7/03)

### Most Kickoff Return Yards

256 at Det. (11/14/54)  
248 at Det. (9/23/62)

### Most Kickoff Return Yards by Opponent

260 at Dal. (11/11/65)  
233 vs. NO (9/21/86)

## SACKS

### Most Sacks Made

10 vs. NYG (11/23/80)  
10 at LA Rams (10/11/76)  
10 vs. LA Rams (12/6/64)

### Most Sacks Allowed

9 at Bal. (11/24/11)  
9 at GB (11/1/98)  
9 vs. LA Rams (12/18/88)

# ALL-TIME TEAM HIGHS AND LOWS

<b>49ERS HIGHS</b>			<b>CATEGORY</b>	<b>49ERS LOWS</b>		
56	vs. Atl.	10/18/92	POINTS	0	(13 times) last vs. TB	11/21/10
8	vs. Atl.	10/18/92	TOUCHDOWNS	0	last vs. Car.	11/10/13
6	at Det.	10/1/61	RUSHING TOUCHDOWNS	0	last at Arz.	12/29/13
6	at Atl.	10/14/90	PASSING TOUCHDOWNS	0	last vs. Car.	11/10/13
6	last vs. Arz.	11/20/11	FIELD GOALS ATTEMPTED	0	last at Jax.	10/27/13
6	last vs. Atl.	9/29/96	FIELD GOALS MADE	0	last at Jax.	10/27/13
36	vs. Ind.	10/18/98	TOTAL FIRST DOWNS	3	vs. Bal.	11/22/59
21	vs. Det.	12/14/98	RUSHING FIRST DOWNS	0	last at Min.	12/14/69
24	(2 times) last at Cin.	12/5/99	PASSING FIRST DOWNS	1	(6 times) last vs. TB	10/30/05
621	vs. Buf.	10/7/12	TOTAL NET YARDS	61	at Det.	10/6/63
59	at Min.	12/4/77	RUSHING ATTEMPTS	10	at GB	11/22/09
328	vs. Det.	12/14/98	NET RUSHING YARDS	5	vs. Hou.	12/7/75
475	at LA Rams	11/29/93	NET YARDS PASSING	10	at Det.	10/6/63
9	(3 times) last at GB	11/1/98	QB SACKS ALLOWED	0	last at Jax.	10/27/13
488	at LA Rams	11/29/93	GROSS YARDS PASSING	28	at Chi.	11/13/05
63	vs. Phi.	11/25/02	PASS ATTEMPTS	8	(2 times) last vs. NO	11/27/77
38	vs. Arz.	10/10/04	PASS COMPLETIONS	1	at Chi.	11/13/05
7	at LA Rams	10/18/64	INTERCEPTIONS THROWN	0	last at Arz.	12/29/13
9	at Oak.	12/20/70	TOTAL TAKEAWAYS	0	last vs. Ind.	9/22/13
10	at Det.	12/17/78	FUMBLES BY	0	last at Arz.	12/29/13
6	at Min.	10/15/61	FUMBLES LOST	0	last at Arz.	12/29/13
11	(2 times) last vs. LAN	11/21/76	PUNTS	0	(7 times) last at Det.	12/19/93
61.0	at Cle.	9/13/93	PUNTING AVERAGE	0	(7 times) last at Det.	12/19/93
22	at Buf.	10/4/98	PENALTIES	0	(3 times) last at NO	1/6/02
178	at Buf.	10/4/98	YARDS PENALIZED	0	(3 times) last at NO	1/6/02
<b>OPPONENT'S HIGHS</b>			<b>CATEGORY</b>	<b>OPPONENT'S LOWS</b>		
61	at Chi.	12/12/65	POINTS	0	(29 times) last at NYJ	9/30/12
9	at Chi.	12/12/65	TOUCHDOWNS	0	(91 times) last at Was.	11/25/13
5	(3 times) last at Chi.	12/12/65	RUSHING TOUCHDOWNS	0	last at Arz.	12/29/13
5	(6 times) last at Phi.	9/18/05	PASSING TOUCHDOWNS	0	last at Was.	11/25/13
7	vs. NO	10/25/87	FIELD GOALS ATTEMPTED	0	last at TB	12/15/13
6	at Arz.	10/2/05	FIELD GOALS MADE	0	last at TB	12/15/13
32	at StL	9/17/00	TOTAL FIRST DOWNS	2	vs. NO	10/21/73
19	at GB	10/11/59	RUSHING FIRST DOWNS	0	(8 times) last at StL	9/26/13
25	at NYJ	9/21/80	PASSING FIRST DOWNS	0	(2 times) last vs. NO	10/21/73
584	at Chi.	12/12/65	TOTAL NET YARDS	44	vs. Atl.	10/23/76
62	vs. Chi.	9/24/50	RUSHING ATTEMPTS	8	vs. StL	11/2/03
324	at LA Rams	11/9/58	NET RUSHING YARDS	7	(2 times) last at Arz.	10/29/12
456	at Arz.	11/25/07	NET YARDS PASSING	-39	vs. Atl.	10/23/76
10	(3 times) last vs. NYG	11/23/80	QB SACKS ALLOWED	0	last at Jax.	10/27/13
486	at Arz.	11/25/07	GROSS YARDS PASSING	13	(2 times) last vs. LAN	10/10/71
65	at NE	12/16/12	PASS ATTEMPTS	4	vs. NO	10/15/78
42	vs. NYJ	9/21/80	PASS COMPLETIONS	2	(3x) vs. NO	10/15/78
7	at TB	9/7/86	INTERCEPTIONS THROWN	0	last at Jax.	10/27/13
10	at Dal.	10/12/80	TOTAL TAKEAWAYS	0	last at Arz.	12/29/13
8	(2 times) last vs. Min.	10/24/65	FUMBLES BY	0	last vs. Atl.	12/23/13
6	at NYG	12/1/57	FUMBLES LOST	0	last vs. Atl.	12/23/13
12	(2 times) last vs. Det.	10/23/77	PUNTS	0	(2 times) last at NO	10/20/02
62.0	at GB	10/21/62	PUNTING AVERAGE	21.0	at Bal.	10/1/67
17	at Atl.	11/5/78	PENALTIES	0	(5 times) last at Bal.	10/26/69
165	at Min.	10/13/66	YARDS PENALIZED	0	(5 times) last at Bal.	10/26/69



# 49ERS POSTSEASON HISTORY

Overall Playoff Record: 31–21

Home: 21–9

Away: 5–11

Neutral Site: 5–1

Super Bowl Championships: (5) 1981, 1984, 1988, 1989, 1994

Date	Game	Winner	Loser	Score	Site	Head Coach
<b>1949 Season</b>						
Dec. 4, 1949	First Round	49ers	N.Y. Yanks	17–7	Kezar Stadium	Lawrence T. Shaw
Dec. 11, 1949	AAFC Championship	Cleveland	49ers	21–7	Cleveland Municipal Stadium	Lawrence T. Shaw
<b>1957 Season</b>						
Dec. 22, 1957	Playoff Game	Detroit	49ers	31–27	Kezar Stadium	Frankie Albert
<b>1970 Season</b>						
Dec. 27, 1970	NFC Divisional	49ers	Minnesota	17–14	Metropolitan Stadium	Dick Nolan
Jan. 3, 1971	NFC Championship	Dallas	49ers	17–10	Kezar Stadium	Dick Nolan
<b>1971 Season</b>						
Dec. 26, 1971	NFC Divisional	49ers	Washington	24–20	Candlestick Park	Dick Nolan
Jan. 2, 1972	NFC Championship	Dallas	49ers	14–3	Texas Stadium	Dick Nolan
<b>1972 Season</b>						
Dec. 23, 1972	NFC Divisional	Dallas	49ers	30–28	Candlestick Park	Dick Nolan
<b>1981 Season</b>						
Jan. 3, 1982	NFC Divisional	49ers	N.Y. Giants	38–24	Candlestick Park	Bill Walsh
Jan. 10, 1982	NFC Championship	49ers	Dallas	28–27	Candlestick Park	Bill Walsh
Jan. 24, 1982	Super Bowl XVI	49ers	Cincinnati	26–21	Pontiac Silverdome	Bill Walsh
<b>1983 Season</b>						
Dec. 31, 1983	NFC Divisional	49ers	Detroit	24–23	Candlestick Park	Bill Walsh
Jan. 8, 1984	NFC Championship	Washington	49ers	24–21	RFK Stadium	Bill Walsh
<b>1984 Season</b>						
Dec. 29, 1984	NFC Divisional	49ers	N.Y. Giants	21–10	Candlestick Park	Bill Walsh
Jan. 6, 1985	NFC Championship	49ers	Chicago	23–0	Candlestick Park	Bill Walsh
Jan. 20, 1985	Super Bowl XIX	49ers	Miami	38–16	Stanford Stadium	Bill Walsh
<b>1985 Season</b>						
Dec. 29, 1985	NFC Wild Card	N.Y. Giants	49ers	17–3	Giants Stadium	Bill Walsh
<b>1986 Season</b>						
Jan. 4, 1987	NFC Divisional	N.Y. Giants	49ers	49–3	Giants Stadium	Bill Walsh
<b>1987 Season</b>						
Jan. 9, 1988	NFC Divisional	Minnesota	49ers	36–24	Candlestick Park	Bill Walsh
<b>1988 Season</b>						
Jan. 1, 1989	NFC Divisional	49ers	Minnesota	34–9	Candlestick Park	Bill Walsh
Jan. 8, 1989	NFC Championship	49ers	Chicago	28–3	Soldier Field	Bill Walsh
Jan. 22, 1989	Super Bowl XXIII	49ers	Cincinnati	20–16	Joe Robbie Stadium	Bill Walsh
<b>1989 Season</b>						
Jan. 6, 1990	NFC Divisional	49ers	Minnesota	41–13	Candlestick Park	George Seifert
Jan. 14, 1990	NFC Championship	49ers	L.A. Rams	30–3	Candlestick Park	George Seifert
Jan. 28, 1990	Super Bowl XXIV	49ers	Denver	55–10	LA Superdome	George Seifert
<b>1990 Season</b>						
Jan. 12, 1991	NFC Divisional	49ers	Washington	28–10	Candlestick Park	George Seifert
Jan. 20, 1991	NFC Championship	N.Y. Giants	49ers	15–13	Candlestick Park	George Seifert
<b>1992 Season</b>						
Jan. 9, 1993	NFC Divisional	49ers	Washington	20–13	Candlestick Park	George Seifert
Jan. 17, 1993	NFC Championship	Dallas	49ers	30–20	Candlestick Park	George Seifert
<b>1993 Season</b>						
Jan. 15, 1994	NFC Divisional	49ers	N.Y. Giants	44–3	Candlestick Park	George Seifert
Jan. 23, 1994	NFC Championship	Dallas	49ers	38–21	Texas Stadium	George Seifert
<b>1994 Season</b>						
Jan. 7, 1995	NFC Divisional	49ers	Chicago	44–15	Candlestick Park	George Seifert
Jan. 15, 1995	NFC Championship	49ers	Dallas	38–28	Candlestick Park	George Seifert
Jan. 29, 1995	Super Bowl XXIX	49ers	San Diego	49–26	Joe Robbie Stadium	George Seifert
<b>1995 Season</b>						
Jan. 6, 1996	NFC Divisional	Green Bay	49ers	27–17	3Com Park	George Seifert
<b>1996 Season</b>						
Dec. 29, 1996	NFC Wild Card	49ers	Philadelphia	14–0	3Com Park	George Seifert
Jan. 4, 1997	NFC Divisional	Green Bay	49ers	35–14	Lambeau Field	George Seifert

## 49ERS POSTSEASON HISTORY (CONT.)

Date	Game	Winner	Loser	Score	Site	Head Coach
<b>1997 Season</b>						
Jan. 3, 1998	NFC Divisional	49ers	Minnesota	38–22	3Com Park	Steve Mariucci
Jan. 11, 1998	NFC Championship	Green Bay	49ers	23–10	3Com Park	Steve Mariucci
<b>1998 Season</b>						
Jan. 3, 1999	NFC Wild Card	49ers	Green Bay	30–27	3Com Park	Steve Mariucci
Jan. 9, 1999	NFC Divisional	Atlanta	49ers	20–18	Georgia Dome	Steve Mariucci
<b>2001 Season</b>						
Jan. 13, 2002	NFC Wild Card	Green Bay	49ers	25–15	Lambeau Field	Steve Mariucci
<b>2002 Season</b>						
Jan. 5, 2003	NFC Wild Card	49ers	N.Y. Giants	39–38	3Com Park	Steve Mariucci
Jan. 12, 2003	NFC Divisional	Tampa Bay	49ers	31–6	Raymond James Stadium	Steve Mariucci
<b>2011 Season</b>						
Jan. 14, 2012	NFC Divisional	49ers	New Orleans	36–32	Candlestick Park	Jim Harbaugh
Jan. 22, 2012	NFC Championship	N.Y. Giants	49ers	20–17 (OT)	Candlestick Park	Jim Harbaugh
<b>2012 Season</b>						
Jan. 12, 2013	NFC Divisional	49ers	Green Bay	45–31	Candlestick Park	Jim Harbaugh
Jan. 20, 2013	NFC Championship	49ers	Atlanta	28–24	Georgia Dome	Jim Harbaugh
Feb. 3, 2013	Super Bowl XLVII	Baltimore	49ers	34–31	Mercedes–Benz Superdome	Jim Harbaugh
<b>2013 Season</b>						
Jan. 5, 2014	NFC Wild Card	49ers	Green Bay	23–20	Lambeau Field	Jim Harbaugh
Jan. 12, 2014	NFC Divisional	49ers	Carolina	23–10	Bank of America Stadium	Jim Harbaugh
Jan. 19, 2014	NFC Championship	Seattle	49ers	23–17	CenturyLink Field	Jim Harbaugh

## 49ERS PLAYOFF RECORD VS. OPPONENT

Chicago	3–0	1.000	Philadelphia	1–0	1.000	Detroit	1–1	.500
Cincinnati	2–0	1.000	San Diego	1–0	1.000	Green Bay	3–4	.429
Carolina	1–0	1.000	New Orleans	1–0	1.000	Dallas	2–5	.400
Denver	1–0	1.000	Minnesota	4–1	.800	Baltimore	0–1	.000
L.A. Rams	1–0	1.000	Washington	3–1	.750	Cleveland	0–1	.000
Miami	1–0	1.000	Atlanta	1–1	.500	Seattle	0–1	.000
N.Y. Yanks	1–0	1.000	N.Y. Giants	4–4	.500	Tampa Bay	0–1	.000

## THE 49ERS PLAYOFF RECORD WHEN...

22–1	Winning the turnover battle	10–3	Rushing for 150 yards–or–more
4–19	Losing the turnover battle	2–12	Rushing for less than 100 yards
3–0	Tying the turnover battle	22–2	Rushing 30 times–or–more
7–0	Committing no turnovers	9–2	Opponents pass for 300 yards–or–more
24–4	Leading at halftime	15–11	Opponents pass for 250 yards–or–less
5–12	Trailing at halftime	9–17	Opponents rush for 100 yards–or–more
1–3	Tied at halftime	20–3	Opponents rush for less than 100 yards
27–5	Leading after three quarters	6–15	Opponents rush 30 times–or–more
3–15	Trailing after three quarters	26–13	Playing on grass
18–6	Scoring first	4–7	Playing on turf
28–8	Scoring 20–or–more points	21–10	Playing at home
17–2	Holding opponents under 17 points	5–10	Playing on the road
8–4	Passing for 300 yards–or–more	12–8	Decided by touchdown–or–less
19–11	Passing for 250 yards–or–less	0–1	Game goes into overtime
27–7	Rushing for 100 yards–or–more		

# 49ERS INDIVIDUAL PLAYOFF RECORDS - SERVICE & SCORING

## SERVICE

Player	Games	Starts
1. Jerry Rice (WR)	23	23
2. Jesse Sapolu (C/G)	22	19
4. Brent Jones (TE)	21	19
5. Steve Young (QB)	20	14
6. Harris Barton (T)	19	19
Ronnie Lott (S)	19	19
Joe Montana (QB)	19	19

## MOST TOUCHDOWNS, Career

Player	Games	TDs
1. Jerry Rice (WR)	23	19
2. Ricky Watters (RB)	7	10
3. Roger Craig (RB)	16	9

## MOST TOUCHDOWNS, Game (Non-QB)

Player	Game	TDs
1. Ricky Watters (RB)	vs. NYG (1/15/94), NFC-D	5
2. Roger Craig (RB)	Mia. (1/20/85), SB	3
William Floyd (FB)	Chi. (1/7/95), NFC-D	3
Jerry Rice (WR)	Min. (1/1/89), NFC-D	3
Jerry Rice (WR)	SD (1/29/95), SB	3
Jerry Rice (WR)	Den. (1/28/90), SB	3
Larry Schreiber (RB)	Dal. (12/23/72), NFC-D	3
Ricky Watters (RB)	SD (1/29/95), SB	3

## MOST POINTS, Career

Player	Years	Gms	TDs	Rsh	Rec	Ret	2-pt	PAT	FG	Pts
1. Jerry Rice (WR)	1985-2000	23	19	0	19	0	0	0/0	0/0	114
2. Mike Cofer (K)	1988-93	12	0	0	0	0	0	42/46	12/19	78
3. Ray Wersching (K)	1977-87	11	0	0	0	0	0	30/30	13/22	69
4. Ricky Watters (RB)	1991-94	7	10	7	3	0	0	0/0	0/0	60
5. Roger Craig (RB)	1983-90	15	9	7	2	0	0	0/0	0/0	54

## MOST POINTS, Game

Player	Game	Points
1. Ricky Watters (RB)	vs. NYG (1/15/94), NFC-D - 5 TDs	30
2. Jerry Rice (WR)	vs. SD (1/29/95), SB - 3 TDs	18
Ricky Watters (RB)	vs. SD (1/29/95), SB - 3 TDs	18
William Floyd (FB)	vs. Chi. (1/7/95), NFC-D - 3 TDs	18
Jerry Rice (WR)	vs. Den. (1/28/90), SB - 3 TDs	18
Jerry Rice (WR)	vs. Min. (1/1/89), NFC-D - 3 TDs	18
Roger Craig (RB)	vs. Mia. (1/20/85), SB - 3 TDs	18
Larry Schreiber (RB)	vs. Dal. (12/23/72), NFC-D - 3 TDs	18

## MOST PATs, Career

Player	PATs
1. Mike Cofer (12 games).....	42
2. Ray Wersching (11 games).....	30
3. David Akers (5 games).....	17
Doug Brien (3 games).....	17

## MOST PATs, Game

Player	PATs
1. Doug Brien.....	7
vs. SD (1/29/95), SB	
Mike Cofer.....	7
vs. Den. (1/28/90), SB	
3. David Akers.....	6
vs. GB (1/12/13), NFC-D	

## MOST FGs Made, Career

Player	FGM
1. Ray Wersching (11 games).....	13
2. Mike Cofer (12 games).....	12
3. David Akers (5 games).....	8

## MOST FGs Made, Game

Player	FGM
1. Ray Wersching (11 games).....	4
vs. Cin. (1/24/82), SB	
2. Phil Dawson and 4 players.....	3
Last at Car. (1/12/14), NFC-D	

## MOST FGs Attempted, Career

Player	FGA
1. Ray Wersching (11 games).....	20
2. Mike Cofer (12 games).....	19
3. David Akers (5 games).....	9

## MOST FGs Attempted, Game

Player	FGA
1. Mike Cofer.....	4
vs. LA Rams (1/14/90), NFC-CG	
vs. Cin. (1/22/89), SB	
Ray Wersching.....	4
at Cin. (1/24/82), SB	
2. Phil Dawson and 4 players.....	3
Last at Car. (1/12/14), NFC-D	

## LONGEST FIELD GOAL MADE

Player	YDS
1. Phil Dawson.....	49
at Car. (1/12/14), NFC-D	
2. Wade Richey.....	48
vs. GB (1/3/99), NFC-WC	
3. Mike Cofer.....	47
vs. NYG (1/20/91), NFC-CG	

# 49ERS INDIVIDUAL PLAYOFF RECORDS - PASSING

## MOST PASSING YARDS, Career

Player	Playoff Seasons	Gms	Att	Cmp	Pct	Yds	TD	INT	Lg	QB	
										Rat	Pct.
1. Joe Montana	1981-90 (9)	19	593	375	63.2	4,758	39	17	44	98.2	2.9
2. Steve Young	1987-98 (11)	20	471	292	62.0	3,326	20	13	51t	85.8	2.8
<b>3. Colin Kaepernick</b>	<b>2011-* (3)</b>	<b>6</b>	<b>162</b>	<b>94</b>	<b>58.0</b>	<b>1,374</b>	<b>7</b>	<b>5</b>	<b>45</b>	<b>87.3</b>	<b>3.1</b>
4. John Brodie	1970-72 (3)	5	143	71	49.7	973	4	7	-	60.7	4.9
5. Jeff Garcia	2001-02 (2)	3	117	71	60.7	757	4	5	76t	73.2	4.3

## MOST PASSING YARDS, Game

Player	Game	Att	Cmp	Pct	Yds	TD	INT	Lg	QB	
									Rat	Pct.
1. Joe Montana	vs. Cin. (1/22/89), SB	36	23	63.9	357	2	0	44	115.2	
2. Joe Montana	at Was. (1/8/84), NFC-CG	48	27	56.3	347	3	1	-	91.2	
3. Jeff Garcia	vs. NYG (1/5/03), NFC-WC	44	27	61.4	331	3	1	76t	97.8	
Joe Montana	vs. Mia. (1/20/85), SB	35	24	68.6	331	3	0	40	127.2	
5. Steve Young	vs. GB (1/6/96), NFC-D	65	32	49.2	328	0	2	32	51.3	

## LONGEST PASS PLAY

Player	Lg	Date
1. John Brodie to Gene Washington	78t	vs. Was. (12/26/71), NFC-D
2. Jeff Garcia to Terrell Owens	76t	vs. NYG (1/5/03), NFC-WC
Joe Montana to Freddie Solomon	76t	at Was. (1/8/84), NFC-CG
4. Alex Smith to Vernon Davis (TE)	73t	vs. NYG (1/22/12), NFC-CG
5. Joe Montana to Jerry Rice	72t	vs. Min. (1/6/90), NFC-D
6. Joe Montana to John Taylor	61t	vs. NYG (1/20/91), NFC-CG
7. Joe Montana to Jerry Rice	61t	at Chi. (1/8/84), NFC-CG

## MOST TD PASSES, Career

Player	TD
1. Joe Montana (19 games)	39
2. Steve Young (20 games)	20
<b>3. Colin Kaepernick (6 games)</b>	<b>7</b>
4. Alex Smith (2 games)	5
5. 2 Players	4

## MOST TD PASSES, Game

Player	TD
1. Steve Young	6
vs. SD (1/29/95), SB	
2. Joe Montana	5
vs. Den. (1/28/90), SB	
3. Joe Montana	4
vs. Min. (1/6/90), NFC-D	

## HIGHEST COMPLETION PERCENTAGE, Game

Player	Pct
1. Joe Montana	86.7
vs. LA Rams (1/14/90), NFC-CG	
2. Steve Young	77.3
vs. NYG (1/15/94), NFC-D	
<b>3. Colin Kaepernick</b>	<b>76.2</b>
at Atl. (1/20/13), NFC-CG	
4. Joe Montana	75.9
vs. Den. (1/28/90), SB	
5. Steve Young	72.7
vs. Chi. (1/7/95), NFC-D	
(min. 30 attempts)	

## HIGHEST COMPLETION PERCENTAGE, Career

Player	Pct
1. Joe Montana (19 games)	63.2
2. Steve Young (20 games)	62.0
3. Jeff Garcia (3 games)	60.7
4. Y.A. Tittle (1 game)	58.1
<b>5. Colin Kaepernick (6 games)</b>	<b>58.0</b>
(min. 30 attempts)	

## HIGHEST QB RATING, Career

Player	Rating
1. Alex Smith	101.0
2. Joe Montana	98.2
<b>3. Colin Kaepernick</b>	<b>87.3</b>
4. Steve Young	85.8
5. Y.A. Tittle	76.5
(min. 30 attempts)	

## HIGHEST QB RATING, Game

Player	Rating
1. Joe Montana	147.6
vs. Den. (1/28/90), SB	
2. Joe Montana	142.5
vs. Min. (1/6/90), NFC-D	
3. Joe Montana	136.0
at Chi. (1/8/89), NFC-CG	
4. Steve Young	134.8
vs. SD (1/29/95), SB	
<b>5. Colin Kaepernick</b>	<b>127.7</b>
at Atl. (1/20/13), NFC-CG	
(min. 30 attempts)	

## MOST ATTEMPTS, Career

Player	Att
1. Joe Montana (19 games)	593
2. Steve Young (20 games)	471
<b>3. Colin Kaepernick (6 games)</b>	<b>162</b>

## MOST ATTEMPTS, Game

Player	Att
1. Steve Young	*65
vs. GB (1/6/96), NFC-D	
2. Joe Montana	48
at Was. (1/8/84), NFC-CG	
3. Joe Montana	47
at NYG (12/29/85), NFC-WC	

## MOST COMPLETIONS, Career

Player	Comp
1. Joe Montana (19 games)	375
2. Steve Young (20 games)	292
<b>3. Colin Kaepernick (6 games)</b>	<b>94</b>
4. John Brodie (5 games)	71
Jeff Garcia (3 games)	71

## MOST COMPLETIONS, Game

Player	Comp
1. Steve Young	32
vs. GB (1/6/96), NFC-D	
2. Jeff Garcia	27
vs. NYG (1/5/03), NFC-WC	
Steve Young	27
at Dal. (1/23/94), NFC-CG	
Joe Montana	27
at Was. (1/8/84), NFC-CG	

## LOWEST INT PERCENTAGE, Career

Player	Pct
1. Alex Smith	0.0
2. Steve Young	2.8
3. Joe Montana	2.9
<b>4. Colin Kaepernick</b>	<b>3.1</b>
5. Jeff Garcia	4.3
(min. 30 attempts)	

**NFC-WC:** NFC Wild Card; **NFC-D:** NFC Divisional  
Playoff; **NFC-CG:** NFC Championship;  
**NFLP** - NFL Playoff Game; **SB:** Super Bowl  
\* denotes NFL playoff record

# 49ERS INDIVIDUAL PLAYOFF RECORDS - RUSHING

## MOST ATTEMPTS, Career

Player	Games	Atts
1. Roger Craig	16	202
2. <b>Frank Gore</b>	<b>8</b>	<b>140</b>
3. Ricky Watters	7	105
4. Steve Young (QB)	22	96
5. Wendell Tyler	6	72

## MOST ATTEMPTS, Game

Player	Game	Atts
1. Ken Willard	at Min. (12/27/70), NFC-D	27
2. Larry Schreiber	vs. Dal. (12/23/72), NFC-D	26
3. Terry Kirby	vs. Min. (1/3/98), NFC-D	25
4. Ricky Watters	vs. NYG (1/15/94), NFC-D	24
Roger Craig	vs. LA Rams (1/14/90), NFC-CG	24

## MOST YARDS GAINED, Career

Player	Games	Atts	Avg	Yds
1. Roger Craig	16	202	4.0	817
2. <b>Frank Gore</b>	<b>8</b>	<b>140</b>	<b>4.6</b>	<b>646</b>
3. Steve Young (QB)	20	96	6.2	594
4. <b>Colin Kaepernick (QB)</b>	<b>6</b>	<b>51</b>	<b>9.9</b>	<b>507</b>
5. Ricky Watters	7	105	4.6	481

## MOST YARDS GAINED, Game

Player	Game	Yds
1. <b>Colin Kaepernick (QB)</b>	<b>vs. GB (1/12/13), NFC-D</b>	<b>181</b>
2. Roger Craig	vs. Min. (1/1/89), NFC-D	135
3. <b>Colin Kaepernick (QB)</b>	<b>at Sea. (1/19/14), NFC-CG</b>	<b>130</b>
4. Garrison Hearst	vs. GB (1/3/99), NFC-WC	128
5. Roger Craig	vs. Min. (1/6/90), NFC-D	125

## HIGHEST AVERAGE YARDS PER GAME

Player	Games	Yds/Gm
1. <b>Colin Kaepernick (QB)</b>	<b>6</b>	<b>84.5</b>
2. Hugh McElhenny	1	82.0
3. <b>Frank Gore</b>	<b>8</b>	<b>80.8</b>
4. Ricky Watters	7	68.7
5. Wendell Tyler	6	57.8

## MOST RUSHING TOUCHDOWNS, Career

Player	TDs
1. Steve Young (20 games).....	8
2. Roger Craig (16 games).....	7
Ricky Watters (7 games).....	7
4. <b>Frank Gore (8 games).....</b>	<b>5</b>
William Floyd (7 games).....	5
6. <b>Colin Kaepernick (6 games).....</b>	<b>4</b>
Tom Rathman (14 games).....	4

## MOST RUSHING TOUCHDOWNS, Game

Player	TDs
1. Ricky Watters.....	5
vs. NYG (1/15/94), NFC-D	
2. William Floyd.....	3
vs. Chi. (1/7/95), NFC-D	
Larry Schreiber.....	3
vs. Dal. (12/23/72), NFC-D	
4. <b>Colin Kaepernick (QB).....</b>	<b>2</b>
vs. GB (1/12/13), NFC-D	
Terry Kirby.....	2
vs. Min. (1/3/98), NFC-D	
Tom Rathman.....	2
vs. Den. (1/28/90), SB	
Roger Craig.....	2
vs. Min. (1/1/89), NFC-D	

## LONG RUNS FROM SCRIMMAGE

Player	Yds
1. Roger Craig.....	80t
vs. Min. (1/1/89), NFC-D	
2. Hugh McElhenny.....	71
vs. Det. (12/22/57), NFLP	
3. <b>Colin Kaepernick (QB).....</b>	<b>58</b>
at Sea. (1/19/14), NFC-CG	
4. <b>Colin Kaepernick (QB).....</b>	<b>56t</b>
vs. GB (1/12/13), NFC-D	
5. Joe Montana.....	53
vs. NYG (12/29/84), NFC-D	
6. <b>Colin Kaepernick.....</b>	<b>42</b>
at GB (1/5/14), NFC-WC	
<b>Frank Gore.....</b>	<b>42</b>
vs. NO (1/14/12), NFC-D	
Steve Young.....	42
vs. Min. (1/9/88), NFC-D	

# 49ERS INDIVIDUAL PLAYOFF RECORDS - RECEIVING

## MOST RECEPTIONS, Career

	<u>Player</u>	<u>Games</u>	<u>Recepts</u>
1.	Jerry Rice	23	124
2.	Roger Craig (RB)	16	63
3.	Brent Jones (TE)	21	60
4.	Dwight Clark	9	48
5.	John Taylor	17	46

## MOST RECEPTIONS, Game

	<u>Player</u>	<u>Game</u>	<u>Recepts</u>
1.	Jerry Rice	vs. GB (1/6/96), NFC-D	11
2.	Jerry Rice	vs. Cin. (1/22/89), SB	11
3.	Jerry Rice	vs. SD (1/29/95), SB	10
4.	6 players		9

## MOST YARDS GAINED, Career

	<u>Player</u>	<u>Games</u>	<u>Yds</u>
1.	Jerry Rice	23	1,811
2.	Brent Jones (TE)	21	740
3.	John Taylor	17	734
4.	Dwight Clark	9	726
5.	Roger Craig (RB)	16	606

## MOST YARDS GAINED, Game

	<u>Player</u>	<u>Game</u>	<u>Recepts</u>
1.	Jerry Rice	vs. Cin. (1/22/89), SB	215
2.	<b>Vernon Davis (TE)</b>	<b>vs. NO (1/14/12), NFC-D</b>	<b>180</b>
3.	Terrell Owens	vs. NYG (1/5/03), NFC-WC	177
4.	Jerry Rice	vs. SD (1/29/95), SB	149
5.	Jerry Rice	vs. Den. (1/28/90), SB	148

## MOST RECEIVING YDS PER GAME, Career (Min. 5 Recepts)

	<u>Player</u>	<u>Games</u>	<u>Avg</u>
1.	Billy Wilson (E)	1	107.0
2.	Hugh McElhenny (RB)	1	96.0
3.	Dwight Clark	9	80.7
4.	Jerry Rice	23	78.7
5.	<b>Anquan Boldin</b>	<b>3</b>	<b>75.7</b>

## MOST RECEIVING TOUCHDOWNS, Career

	<u>Player</u>	<u>TDs</u>
1.	Jerry Rice (23 games) .....	19
2.	<b>Vernon Davis, TE (8 games) .....</b>	<b>7</b>
3.	John Taylor (17 games) .....	6
	Freddie Solomon (8 games) .....	6
5.	Brent Jones, TE (21 games) .....	5
6.	<b>Michael Crabtree (8 games) .....</b>	<b>4</b>
	Terrell Owens (9 games) .....	4

## MOST RECEIVING TOUCHDOWNS, Game

	<u>Player</u>	<u>TDs</u>
1.	Jerry Rice .....	3
	vs. SD (1/29/95), SB	
	Jerry Rice .....	3
	vs. Den. (1/28/90), SB	
	Jerry Rice .....	3
	vs. Min. (1/1/89), NFC-D	
4.	11 times .....	2
	Last: Michael Crabtree vs. GB (1/12/13), NFC-D	

## HIGHEST RECEIVING AVERAGE, Career

(Min. 5 Recepts)

	<u>Player</u>	<u>Avg</u>
1.	Gene Washington (5 games) .....	23.4
2.	<b>Vernon Davis, TE (8 games) .....</b>	<b>22.2</b>
3.	Delanie Walker, TE (4 games) .....	17.3
4.	Randy Moss (3 games) .....	16.0
	Hugh McElhenny, RB (1 games) .....	16.0

## MOST 25+ YARD RECEPTIONS, Career

	<u>Player</u>	<u>Recepts</u>
1.	Jerry Rice (23 games) .....	14
2.	<b>Vernon Davis, TE (8 games) .....</b>	<b>11</b>
3.	Terrell Owens (5 games) .....	5
4.	<b>Michael Crabtree (8 games) .....</b>	<b>4</b>
5.	J.J. Stokes (8 games) .....	3
	John Taylor (17 games) .....	3

# 49ERS INDIVIDUAL PLAYOFF RECORDS - DEFENSE

## MOST INTERCEPTIONS, Career

<u>Player</u>	<u>Games</u>	<u>INTs</u>
1. Ronnie Lott	19	8
2. Eric Davis	8	6
3. Riki Ellison	6	3
Dwight Hicks	8	3
Eric Wright	7	3

## MOST INTERCEPTIONS, Game

<u>Player</u>	<u>Game</u>	<u>INTs</u>
1. Eric Davis	vs. Dal. (1/15/95), NFC-CG	2
Ronnie Lott	vs. Min. (1/1/89), NFC-D	2
Riki Ellison	vs. Det. (12/31/83), NFC-D	2
Ronnie Lott	vs. NYG (1/3/82), NFC-D	2
Skip Vanderbundt	vs. Dal. (12/23/72), NFC-D	2

## LONGEST INTERCEPTION RETURN

<u>Player</u>	<u>Game</u>	<u>Ret. Yds</u>
1. Michael Carter	vs. Was. (1/12/91), NFC-D	61t
2. Ronnie Lott	vs. Min. (1/6/90), NFC-D	58t
3. Jeff Fuller	vs. Min. (1/9/88), NFC-D	48t

## MOST INTERCEPTION RETURN YARDS, Career

<u>Player</u>	<u>Games</u>	<u>Ret. Yds</u>
1. Ronnie Lott	19	152
2. Tim McKyer	8	68
3. Chet Brooks	2	66
4. Michael Carter	12	61
5. Eric Davis	8	51

## MOST INTERCEPTION RETURN YARDS, Game

<u>Player</u>	<u>Game</u>	<u>Ret. Yds</u>
1. Michael Carter	vs. Was. (1/12/91), NFC-D	61
2. Ronnie Lott	vs. Min. (1/6/90), NFC-D	58
3. Jeff Fuller	vs. Min. (1/9/88), NFC-D	48
4. Eric Davis	vs. Dal. (1/15/95), NFC-CG	44
5. Dashon Goldson	vs. NO (1/14/12), NFC-D	41
Tim McKyer	vs. Min. (1/6/90), NFC-D	41

## MOST SACKS, Career

(since 1982)

<u>Player</u>	<u>Sacks</u>
1. Charles Haley (12 games) .....	7.5
2. <b>Ahmad Brooks (8 games) .....</b>	<b>6.5</b>
Dwaine Board (7 games) .....	6.5
Tim Harris (6 games) .....	6.5
5. Fred Dean (5 games) .....	6.0

## MOST SACKS, Game

(since 1982)

<u>Player</u>	<u>Sacks</u>
1. Pierce Holt .....	3.0
vs. Was. (1/9/93), NFC-D	
2. <b>Ahmad Brooks .....</b>	<b>2.5</b>
at Car. (1/12/14), NFC-D	
<b>Ray McDonald .....</b>	<b>2.5</b>
vs. NYG (1/22/12), NFC-CG	
Larry Roberts .....	2.5
vs. Min. (1/1/89), NFC-D	

# 49ERS INDIVIDUAL PLAYOFF RECORDS - RETURNS

## PUNT RETURNS

### MOST PUNT RETURNS, Career

Player	Games	Ret
1. John Taylor	17	18
2. Dana McLemore	7	17
3. Dexter Carter	8	10
Bruce Taylor	5	10
5. Kyle Williams	2	9

### MOST PUNT RETURNS, Game

Player	Game	Ret
1. Kyle Williams	vs. NYG (1/22/12), NFC-CG	8
2. Dana McLemore	vs. Mia. (1/20/85), SB	5
3. Bruce Taylor	at Min. (12/27/70), NFC-D	5
4. John Taylor	at Chi. (1/8/89), NFC-CG	4
Dana McLemore	vs. Chi. (1/6/85), NFC-CG	4

### MOST PUNT RETURN YARDS, Career

Player	Games	Yds
1. John Taylor	17	189
2. Dana McLemore	7	156
3. Dexter Carter	8	80
4. Kyle Williams	2	76
5. Ted Ginn Jr.	5	75

### MOST PUNT RETURN YARDS, Game

Player	Game	Yds
1. Kyle Williams	vs. NYG (1/22/12), NFC-CG	70
2. Dana McLemore	vs. Chi. (1/6/85), NFC-CG	69
Bruce Taylor	at Min. (12/27/70), NFC-D	69
4. John Taylor	vs. Cin. (1/22/89), SB	56
5. Dana McLemore	vs. Mia. (1/20/85), SB	51

### LONGEST PUNT RETURN, Game

Player	Game	Yds
1. John Taylor	vs. Cin. (1/22/89), SB	45
2. Ted Ginn Jr.	vs. Bal. (2/3/13), SB	32
3. Dexter Carter	vs. NYG (1/15/94), NFC-D	31
John Taylor	vs. NYG (1/20/91), NFC-CG	31
5. Dana McLemore	vs. Mia. (1/20/85), SB	28

### PUNT RETURN AVERAGE, Career

Player	Games	Avg
1. Ted Ginn Jr.	4	15.0
2. John Taylor	7	10.5
3. Dana McLemore	7	9.2
4. Kyle Williams	2	8.4
5. Dexter Carter	3	8.0

(min. 5 returns)

### PUNT RETURN AVERAGE, Game

Player	Game	Avg
1. John Taylor	vs. Cin. (1/22/89), SB	18.7
2. Dana McLemore	vs. Chi. (1/6/85), NFC-CG	17.3
3. Bruce Taylor	at Min. (12/27/70), NFC-D	13.8
4. John Taylor	vs. Den. (1/28/90), SB	12.7
5. Dana McLemore	vs. Mia. (1/20/85), SB	10.2

–There has been no punt returned for a TD in franchise postseason history

## KICKOFF RETURNS

### MOST KICKOFF RETURNS, Career

Player	Games	Ret
1. Dexter Carter	8	19
2. <b>LaMichael James</b>	6	14
3. Vinny Sutherland	3	13
4. R.W. McQuarters	2	9
Vic Washington	3	9

### MOST KICKOFF RETURNS, Game

Player	Game	Ret
1. R.W. McQuarters	vs. GB (1/3/99), NFC-WC	6
2. Dana McLemore	at Was. (1/8/84), NFC-CG	5
Vinny Sutherland	at GB (1/13/02), NFC-WC	5
Vinny Sutherland	vs. NYG (1/5/03), NFC-WC	5
5. 5 times		4

### MOST KICKOFF RETURN YARDS, Career

Player	Games	Yds
1. Dexter Carter	8	341
2. <b>LaMichael James</b>	5	332
3. Vinny Sutherland	3	282
4. Vic Washington	3	250
5. R.W. McQuarters	2	185

### MOST KICKOFF RETURNS YARDS, Game

Player	Game	Yds
1. Vic Washington	vs. Dal. (12/23/72), NFC-D	136
2. R.W. McQuarters	vs. GB (1/3/99), NFC-WC	128
3. Chuck Levy	vs. GB (1/11/98), NFC-CG	127
4. Vinny Sutherland	at GB (1/13/02), NFC-WC	99
5. Dana McLemore	at Was. (1/8/84), NFC-CG	98

### LONGEST KICKOFF RETURN, Game

Player	Game	Yds
1. Vic Washington	vs. Dal. (12/23/72), NFC-D	97*
2. Chuck Levy	vs. GB (1/11/98), NFC-CG	95*
3. Marc Logan	vs. Dal. (1/17/93), NFC-CG	50
4. Kyle Williams	vs. NYG (1/22/12), NFC-CG	40
5. <b>LaMichael James</b>	at GB (1/5/14), NFC-WC	37

\*Only kickoffs returned for TDs in franchise postseason history

### KICKOFF RETURN AVERAGE, Career

Player	Games	Avg
1. Chuck Levy	2	31.0
2. Vic Washington	2	27.8
3. Terrence Flagler	3	25.2
4. <b>LaMichael James</b>	6	23.7
5. Amos Lawrence	3	23.6

(min. 5 returns)

### KICKOFF RETURN AVERAGE, Game

Player	Game	Avg
1. Vic Washington	vs. Dal. (12/23/72), NFC-D	45.3
2. Chuck Levy	vs. GB (1/11/98), NFC-CG	42.3
3. Amos Lawrence	vs. NYG (1/3/82), NFC-D	29.3
Vinny Sutherland	vs. TB (1/12/03), NFC-D	29.3
5. Kyle Williams	vs. NYG (1/22/12), NFC-CG	28.3



# 49ERS INDIVIDUAL PLAYOFF RECORDS - PUNTING

## MOST PUNTING YARDS, Career

<u>Player</u>	<u>Games</u>	<u>Yds</u>
1. <b>Andy Lee</b>	<b>8</b>	<b>1,667</b>
2. Max Runager	6	1,298
3. Barry Helton	8	1,288
4. Tommy Thompson	5	1,093
5. Steve Spurrier	4	1,041

## HIGHEST PUNTING AVERAGE, Career

<u>Player</u>	<u>Games</u>	<u>Avg</u>
1. <b>Andy Lee</b>	<b>8</b>	<b>46.3</b>
2. Reggie Roby	2	44.1
3. Jim Miller	3	41.5
4. Klaus Wilmsmeyer	7	41.2
5. Bill LaFleur	2	40.5

## HIGHEST PUNTING AVERAGE, Game

<u>Player</u>	<u>Game</u>	<u>Avg</u>
1. <b>Andy Lee</b>	<b>vs. NO (1/14/12), NFC-D</b>	<b>49.5</b>
2. Reggie Roby	at Atl. (1/9/99), NFC-D	47.3
3. Jim Miller	vs. Cin. (1/24/82), SB	46.3
4. <b>Andy Lee</b>	<b>vs. NYG (1/22/12), NFC-CG</b>	<b>45.5</b>
Klaus Wilmsmeyer	at Dal. (1/23/94), NFC-CG	45.5
<i>(min. 4 punts)</i>		

## HIGHEST NET AVERAGE, Career

<u>Player</u>	<u>Games</u>	<u>Avg</u>
1. <b>Andy Lee</b>	<b>8</b>	<b>39.8</b>
2. Klaus Wilmsmeyer	7	39.0
3. Jim Miller	3	36.0
4. Reggie Roby	2	35.6
5. Max Runager	6	33.8

## HIGHEST NET AVERAGE, Game

<u>Player</u>	<u>Game</u>	<u>Avg</u>
1. Klaus Wilmsmeyer	at Dal. (1/23/94), NFC-CG	44.0
2. <b>Andy Lee</b>	<b>vs. NO (1/14/12), NFC-D</b>	<b>43.4</b>
3. Tommy Thompson	vs. GB (1/6/96), NFC-D	40.6
4. <b>Andy Lee</b>	<b>vs. NYG (1/22/12), NFC-CG</b>	<b>40.0</b>
5. Klaus Wilmsmeyer	vs. SD (1/29/95), SB	39.6
<i>(min. 4 punts)</i>		

## LONGEST PUNT, Game

<u>Player</u>	<u>Long</u>
1. <b>Andy Lee</b> .....	<b>63</b>
<i>vs. NO (1/14/12), NFC-D</i>	
2. <b>Andy Lee</b> .....	<b>62</b>
<i>at Atl. (1/20/13), NFC-CG</i>	
3. <b>Andy Lee</b> .....	<b>59</b>
<i>vs. NYG (1/22/12), NFC-CG</i>	
Steve Spurrier.....	59
<i>at Min. (12/27/70), NFC-D</i>	
Steve Spurrier.....	59
<i>vs. Dal. (1/3/71), NFC-CG</i>	

## PUNTS INSIDE THE 20 YARD LINE, Career

<u>Player</u>	<u>In20</u>
1. <b>Andy Lee (8 games)</b> .....	<b>12</b>
2. Barry Helton (8 games).....	10
Klaus Wilmsmeyer (7 games).....	10
4. Max Runager (6 games).....	8
5. Reggie Roby (2 games).....	4
Tommy Thompson (5 games).....	4

## MOST PUNTS, Career

<u>Player</u>	<u>Punts</u>
1. <b>Andy Lee (8 games)</b> .....	<b>36</b>
2. Barry Helton (8 games).....	35
3. Max Runager (6 games).....	33
4. Tommy Thompson (5 games).....	29
Steve Spurrier (4 games).....	29

## MOST PUNTS, Game

<u>Player</u>	<u>Punts</u>
1. <b>Andy Lee</b> .....	<b>10</b>
<i>vs. NYG (1/22/12), NFC-CG</i>	
Max Runager.....	10
<i>at NYG (1/4/87), NFC-D</i>	
Steve Spurrier.....	10
<i>vs. Was. (12/26/71), NFC-D</i>	
4. <b>Andy Lee</b> .....	<b>8</b>
<i>vs. NO (1/14/12), NFC-D</i>	
Steve Spurrier.....	8
<i>at Min. (12/27/70), NFC-D</i>	

# 49ERS TEAM NFL PLAYOFF RECORDS

## SCORING

### Most Points, Game

- 55 vs. Den. (1/28/90), SB
- 49 vs. SD (1/29/95), SB
- 45 vs. GB (1/12/13), NFC-D

### Most Points, Both Teams, Game

- 77 vs. NYG (1/5/03), NFC-WC
- 76 vs. GB (1/12/13), NFC-D
- 75 vs. SD (1/29/95), SB

### Fewest Points, Both Teams, Game

- 14 vs. Phi. (12/29/96), NFC-WC, SF 14, Phi. 0
- 17 at Dal. (1/2/72), NFC-CG, Dal. 14, SF 3

### Largest Margin of Victory, Game

- 45 vs. Den. (1/28/90), SB, SF 55, Den. 10

## TOUCHDOWNS

### Most Touchdowns, Game

- 8 vs. Den. (1/28/90), SB
- 7 vs. SD (1/29/95), SB

### Most Touchdowns, Both Teams, Game

- 10 vs. NYG (1/5/03), NFC-WC, 49ers 5, NYG 5
- 10 vs. SD (1/29/95), SB, 49ers 7, SD 3
- 10 vs. GB (1/12/13), NFC-D, 49ers 6, GB 4

### Fewest Touchdowns, Both Teams, Game

- 1 vs. NYG (1/20/91), NFC-CG, Giants 1, 49ers 0

## FIELD GOALS

### Most Field Goals, Game

- 4 vs. Cin. (1/24/82), SB

### Most Field Goals Attempted, Game

- 4 (3 times) last vs. LAN (1/14/90), NFC-CG

## FIRST DOWNS

### Most First Downs, Game

- 31 vs. Mia. (1/20/85), SB
- 31 vs. Min. (1/3/98), NFC-D
- 29 vs. GB (1/12/13), NFC-D
- 29 vs. LA Rams (1/14/90), NFC-CG

### Fewest First Downs, Game

- 9 at NYG (1/4/87), NFC-D
- 9 at Dal. (1/2/72), NFC-CG
- 11 vs. Was. (12/26/71), NFC-D

### Most First Downs, Rushing, Game

- 16 vs. Mia. (1/20/85), SB
- 15 vs. GB (1/12/13), NFC-D
- 15 vs. Min. (1/3/98), NFC-D

### Fewest First Downs, Rushing, Game

- 1 (3 times) last at TB (1/12/03), NFC-D

### Most First Downs, Passing, Game

- 17 vs. SD (1/29/95), SB
- 17 vs. Dal. (1/10/82), NFC-CG

### Fewest First Downs, Passing, Game

- 5 vs. NYG (1/22/12), NFC-CG

## TOTAL NET YARDS

### Most Net Yards Gained, Game

- 579 vs. GB (1/12/13), NFC-D
- 537 vs. Mia. (1/20/85), SB
- 468 vs. Bal. (2/3/13), SB

### Fewest Net Yards Gained, Game

- 184 vs. NYG (1/4/87), NFC-D
- 196 at GB (1/4/97), NFC-D
- 228 at TB (1/12/03), NFC-D

### Net Yards, Combined

- 931 vs. GB (1/12/13), NFC-D
- 892 vs. NYG (1/5/03), NFC-WC
- 879 vs. NO (1/14/12), NFC-D
- 851 vs. Mia. (1/20/85), SB

## RUSHING

### Most Attempts, Game

- 45 vs. LA Rams (1/14/90), NFC-CG
- 44 vs. Den. (1/28/90), SB
- 43 vs. GB (1/12/13), NFC-D

### Fewest Attempts, Game

- 11 vs. NYG (1/20/91), NFC-CG
- 13 at TB (1/12/03), NFC-D

### Most Rushing Yards, Game

- 323 vs. GB (1/12/13), NFC-D
- 211 vs. Mia. (1/20/85), SB
- 201 vs. Min. (1/1/89), NFC-D

### Fewest Rushing Yards, Game

- 29 at NYG (1/4/87), NFC-D
- 33 vs. GB (1/11/98), NFC-CG
- 39 vs. NYG (1/20/91), NFC-CG

### Most Rushing Touchdowns, Game

- 6 vs. NYG (1/15/94), NFC-D
- 5 vs. Chi. (1/7/95), NFC-D

## PASSING

### Most Attempts, Game

- 65 vs. GB (1/6/96), NFC-D
- 48 at NYG (12/28/85), NFC-WC
- 48 at Was. (1/8/84), NFC-CG

### Fewest Attempts, Game

- 19 vs. Was. (12/26/71), NFC-D
- 21 at Atl. (1/20/13), NFC-CG
- 21 vs. Phi. (12/29/96), NFC-WC

### Most Completions, Game

- 32 vs. GB (1/6/96), NFC-D
- 28 vs. NYG (1/5/03), NFC-WC

### Fewest Completions, Game

- 10 vs. Was. (12/26/71), NFC-D
- 12 vs. NYG (1/22/12), NFC-CG
- 12 vs. Dal. (12/23/72), NFC-CG

### Most Yards Gained, Game

- 357 vs. Cin. (1/22/89), SB
- 356 vs. NYG (1/5/03), NFC-WC
- 347 at Was. (1/8/84), NFC-CG

### Fewest Yards Gained, Game

- 133 at GB (1/4/97), NFC-D
- 150 vs. Dal. (12/23/72), NFC-D
- 153 at Sea. (1/19/14), NFC-CG

### Most Touchdowns, Game

- 6 vs. SD (1/29/95), SB
- 5 vs. Den. (1/28/90), SB
- 4 vs. Min. (1/6/90), NFC-D

## INTERCEPTIONS

### Most Interceptions, Game

- 5 vs. Det. (12/31/83), NFC-D
- 4 vs. Min. (1/6/90), NFC-D

## PUNTING

### Most Punts, Game

- 10 vs. NYG (1/22/12), NFC-CG
- 10 at NYG (1/4/87), NFC-D
- 10 vs. Was. (12/26/71), NFC-D

### Fewest Punts, Game

- 1 vs. Dal. (1/17/93), NFC-CG
- 2 (4 times) last at Car. (1/12/14), NFC-D

### Highest Punting Average, Game (4+ punts)

- 49.5 vs. NO (1/14/12), NFC-D
- 47.3 at Atl. (1/9/99), NFC-D

### Lowest Punting Average, Game (4+ punts)

- 30.8 vs. Min. (1/6/90), NFC-D

## PENALTIES

### Most Penalties, Game

- 14 vs. NYG (1/3/82), NFC-D
- 11 vs. NYG (1/4/87), NFC-D

### Fewest Penalties, Game

- 0 at Chi. (1/8/89), NFC-CG
- 1 at Dal. (1/2/72), NFC-CG

### Most Yards Penalized, Game

- 145 vs. NYG (1/3/82), NFC-D
- 106 vs. Dal. (1/10/82), NFC-CG
- 86 vs. GB (1/12/13), NFC-D

### Fewest Yards Penalized, Game

- 0 vs. Chi. (1/8/89), NFC-CG
- 10 (2 times) last at GB (1/5/14), NFC-WC

## FUMBLES

### Most Fumbles, Game

- 6 vs. Det. (12/22/57), NFLP

### Most Fumbles Lost, Game

- 3 (3 times) last vs. Was. (1/9/93), NFC-D

### Most Fumbles Committed by Opp., Game

- 5 vs. GB (1/4/97), NFC-D

### Most Fumbles Lost by Opponent, Game

- 3 vs. NO (1/14/12), NFC-D
- 3 vs. Dal. (12/23/72), NFC-D
- 3 vs. Det. (12/22/57), NFLP

## TURNOVERS

### Most Turnovers, Game

- 6 vs. Dal. (1/10/82), NFC-CG

## KICK RETURNS

### Most Kickoff Returns, Game

- 8 vs. Min. (1/9/88), NFC-D
- 7 vs. NYG (1/5/03), NFC-WC
- 7 at NYG (1/4/87), NFC-D

### Most Kickoff Return Yards, Game

- 162 at TB (1/12/03), NFC-D
- 146 at Dal. (12/23/72), NFC-D

### Most Kickoff Returns Allowed, Game

- 9 vs. Den. (1/28/90), SB
- 8 vs. SD (1/29/95), SB

### Most Kickoff Return Yards Allowed, Game

- 242 vs. SD (1/29/95), SB
- 206 vs. Bal. (2/3/13), SB

### Punt Returns, Game

- 8 vs. NYG (1/22/12), NFC-CG

### Punt Return Yards, Game

- 70 vs. NYG (1/22/12), NFC-CG
- 69 vs. Chi. (1/6/85), NFC-CG
- 69 at Min. (12/27/70), NFC-D

### Punt Returns Allowed, Game

- 7 at NYG (1/4/87), NFC-D

### Punt Return Yards Allowed, Game

- 117 at GB (1/4/97), NFC-D

## SACKS

### Most Sacks Made, Game

- 9 vs. Chi. (1/6/85), NFC-CG
- 6 (5 times) last vs. NYG (1/22/12), NFC-CG

### Most Sacks Allowed, Game

- 4 (8 times) last: vs. NO (1/14/12), NFC-D

**NFC-WC:** NFC Wild Card; **NFC-D:** NFC Divisional Playoff; **NFC-CG:** NFC Championship; **NFLP** – NFL Playoff Game; **SB:** Super Bowl  
\* denotes NFL playoff record

# 49ERS POSTSEASON GAME SUMMARIES

## 1957

**Detroit Lions 31, 49ers 27**  
**Western Conference Championship**  
**December 22 at Kezar Stadium**  
**(San Francisco, CA)**

San Francisco made its first playoff appearance as an NFL team a memorable one, but came up a bit short against the Detroit Lions at venerable Kezar Stadium. QB Y.A. Tittle completed 18-of-31 passes for 248 yards and three touchdowns for the 49ers. Tittle connected with HB R.C. Owens on a 34-yard scoring toss to record the first ever postseason touchdown for San Francisco. He also had touchdown connections with RB Hugh McElhenny and WR Billy Wilson. McElhenny caught six passes for a game-high 96 yards and rushed for 82 yards on 14 carries.

<b>Lions</b>	0	7	14	10	-	31
<b>49ers</b>	14	10	3	0	-	27

- 49ers—Owens 34 pass from Tittle (Soltau kick)
- 49ers—McElhenny 47 pass from Tittle (Soltau kick)
- Lions—Junker 4 pass from Rote (Martin kick)
- 49ers—Wilson 12 pass from Tittle (Soltau kick)
- 49ers—Soltau 25 FG
- 49ers—Soltau 10 FG
- Lions—Tracy 2 run (Martin kick)
- Lions—Tracy 58 run (Martin kick)
- Lions—Gedman 3 run (Martin kick)
- Lions—Martin 14 FG

## 1970

**49ers 17, Minnesota 14**  
**NFC Divisional Playoff**  
**December 27 at Metropolitan Stadium**  
**(Bloomington, MN)**

QB John Brodie scored on a one-yard run with just under two minutes remaining to provide the difference as the 49ers claimed a 17-14 decision over Minnesota at a frigid Metropolitan Stadium. San Francisco was trailing 7-0 in the first quarter when Brodie connected with WR Dick Witcher on a 24-yard scoring toss. Brodie completed 16-of-32 passes for 201 yards and one touchdown.

<b>49ers</b>	7	3	0	7	-	17
<b>Vikings</b>	7	0	0	7	-	14

- Vikings—Krause 22 fumble recovery (Cox kick)
- 49ers—Witcher 24 pass from Brodie (Gossett kick)
- 49ers—Gossett 40 FG
- 49ers—Brodie 1 run (Gossett kick)
- Vikings—Washington 24 pass from Cuozzo (Cox kick)

## 1970

**Dallas Cowboys 17, 49ers 10**  
**NFC Championship**  
**January 3 at Kezar Stadium**  
**(San Francisco, CA)**

QB John Brodie passed for 262 yards and one touchdown, but it wasn't enough as the Cowboys advanced to Super Bowl V with a 17-10 win over the 49ers at Kezar Stadium. RB Duane Thomas rushed for 143 yards and scored on a 13-yard run in the third quarter to put Dallas ahead 10-3. Later in the quarter QB Craig Morton connected with RB Walt Garrison on a five-yard toss to put the Cowboys up 17-3. San Francisco would add to its final score on its next possession with a 26-yard Brodie-to-WR Dick Witcher touchdown, capping an eight-play, 73-yard drive.

<b>Cowboys</b>	0	3	14	0	-	17
<b>49ers</b>	3	0	7	0	-	10

- 49ers—Gossett 16 FG
- Cowboys—Clark 21 FG
- Cowboys—Thomas 13 run (Clark kick)
- Cowboys—Garrison 5 pass from Morton (Clark kick)
- 49ers—Witcher 26 pass from Brodie (Gossett kick)

## 1971

**49ers 24, Washington Redskins 20**  
**NFC Divisional Playoff**  
**December 26 at Candlestick Park**  
**(San Francisco, CA)**

QB John Brodie completed 10-of-19 passes for 176 yards and two touchdowns as San Francisco advanced to the NFC Championship Game with a 24-20 win over Washington at a wet and windy Candlestick Park. Brodie hit WR Gene Washington on a 78-yard play for his first touchdown of the game that helped tie the score at 10-10. On the next 49ers possession Brodie connected with WR Bob Windsor on a two-yard toss into the corner of the end zone that led to a 17-10 lead. The 49ers would insure the victory when DT Bob Hoskins pounced on an errant snap from center and recovered it for a touchdown with just under three minutes remaining in the game. LB Frank Nunley led the defensive effort with 11 tackles and a blocked field goal.

<b>Redskins</b>	7	3	3	7	-	20
<b>49ers</b>	0	3	14	7	-	24

- Redskins—Smith 5 pass from Kilmer (Knight kick)
- 49ers—Gossett 23 FG
- Redskins—Knight 40 FG
- 49ers—Washington 78 pass from Brodie (Gossett kick)
- 49ers—Windsor 2 pass from Brodie (Gossett kick)
- Redskins—Knight 36 FG
- 49ers—Hoskins rec. fumble in end zone (Gossett kick)
- Redskins—Brown 16 pass from Kilmer (Knight kick)

**Dallas Cowboys 14, 49ers 3**  
**NFC Championship**  
**January 2 at Texas Stadium**  
**(Irving, TX)**

San Francisco and Dallas combined for just 483 yards of total offense in a low-scoring affair at Texas Stadium. The Cowboys received rushing touchdowns from RB Calvin Hill and RB Duane Thomas as they posted a 14-3 win and earned a bid to Super Bowl VI. San Francisco was paced offensively by RB Vic Washington with 86 yards of total offense. QB John Brodie completed 14-of-30 passes for 184 yards, but was intercepted three times. DE Cedrick Hardman had a big game with 12 tackles, including two sacks. DE Tommy Hart and LB Frank Nunley had 11 tackles each.

<b>49ers</b>	0	0	3	0	-	3
<b>Cowboys</b>	0	7	0	7	-	14

- Cowboys—Hill 1 run (Clark kick)
- 49ers—Gossett 28 FG
- Cowboys—D. Thomas 2 run (Clark kick)

## 1972

**Dallas Cowboys 30, 49ers 28**  
**NFC Divisional Playoff**  
**December 23 at Candlestick Park**  
**(San Francisco, CA)**

QB Roger Staubach came off the bench to rally the Dallas Cowboys with two touchdown passes in the closing minutes of regulation to post a 30-28 come-from-behind win over the 49ers. Staubach connected with WR Billy Parks on a 20-yard touchdown with 1:30 remaining in the game. On the ensuing onside kick the Cowboys recovered and three plays later Staubach connected with WR Ron Sellers for the game winner. The outcome overshadowed several sparkling individual efforts for the 49ers. RB Vic Washington set a club record with his 97-yard touchdown return on the opening kickoff. RB Larry Schreiber also established a then club record by scoring three rushing touchdowns. LB Ed Beard led the Niners defense with 10 tackles while DE Cedrick Hardman added three sacks.

<b>Cowboys</b>	3	10	0	17	-	30
<b>49ers</b>	7	14	7	0	-	28

- 49ers—Washington 97 kickoff return (Gossett kick)
- Cowboys—Fritsch 37 FG
- 49ers—Schreiber 1 run (Gossett kick)
- 49ers—Schrieber 1 run (Gossett kick)
- Cowboys—Fritsch 45 FG
- Cowboys—Alworth 28 pass from Morton (Fritsch kick)
- 49ers—Schreiber 1 run (Gossett kick)
- Cowboys—Fritsch 27 FG
- Cowboys—Parks 20 pass from Staubach (Fritsch kick)
- Cowboys—Sellers 10 pass from Staubach (Fritsch kick)

1981

49ers 38, New York Giants 24  
NFC Divisional Playoff  
January 3 at Candlestick Park  
(San Francisco, CA)

San Francisco returned to the playoffs for the first time since 1972 and posted its first postseason win since 1971 with a 38–24 triumph over the visiting New York Giants. Aiding the 49ers cause was CB Ronnie Lott, who intercepted two passes, including one he returned 20 yards for a touchdown, and recorded five tackles. Offensively, the Niners were paced by QB Joe Montana, who completed 20–of–31 passes for 304 yards and two touchdowns. Montana hit TE Charle Young on an eight–yard toss in the first quarter and connected with WR Freddie Solomon on a 58–yard strike in the second. Solomon finished the day with six receptions for 107 yards. He was joined by WR Dwight Clark who had five receptions for 104 yards.

<b>Giants</b>	7	3	7	7	–	24
<b>49ers</b>	7	17	0	14	–	38

- 49ers— Young 8 pass from Montana (Wersching kick)
- Giants— Gray 72 pass from Brunner (Danelo kick)
- 49ers— Wersching 22 FG
- 49ers— Solomon 58 pass from Montana (Wersching kick)
- 49ers— Patton 25 run (Wersching kick)
- Giants— Danelo 48 FG
- Giants— Perkins 59 pass from Brunner (Danelo kick)
- 49ers— Ring 3 run (Wersching kick)
- 49ers— Lott 20 interception (Wersching kick)
- Giants— Perkins 17 pass from Brunner (Danelo kick)

49ers 28, Dallas Cowboys 27  
NFC Championship  
January 10 at Candlestick Park  
(San Francisco, CA)

In the most memorable playoff game to date, the 49ers and Cowboys staged an epic battle. In what was a fitting end for some and a heartbreaking one for others, it was the 49ers who came out on top 28–27. QB Joe Montana capped a brilliant day with a six–yard touchdown pass to WR Dwight Clark late in the fourth quarter to overcome a six–point deficit. “The Catch,” as it would come to be known, capped a 13–play, 89–yard drive that took over four minutes off the clock. Montana finished the day with 286 yards on 22–of–35 passing and three touchdowns. Clark posted eight receptions for 120 yards and two touchdowns.

<b>Cowboys</b>	10	7	0	10	–	27
<b>49ers</b>	7	7	7	7	–	28

- 49ers— Solomon 8 pass from Montana (Wersching kick)
- Cowboys— Septien 44 FG
- Cowboys— Hill 26 pass from White (Septien kick)
- 49ers— Clark 20 pass from Montana (Wersching kick)
- Cowboys— Dorsett 5 run (Septien kick)
- 49ers— Davis 2 run (Wersching kick)
- Cowboys— Septien 22 FG
- Cowboys— Cosbie 21 pass from White (Septien kick)
- 49ers— Clark 6 pass from Montana (Wersching kick)

49ers 26, Cincinnati Bengals 21  
Super Bowl XVI  
January 24 at Silverdome  
(Pontiac, MI)

QB Joe Montana accounted for two first half touchdowns and K Ray Wersching added two field goals as San Francisco built a 20–0 lead at the half and held on for a 26–21 victory over the Bengals for its first Super Bowl Championship. Montana scored on a one–yard run in the first quarter and in the second he led the team on a 12–play, 92–yard drive that resulted in an 11–yard scoring toss to FB Earl Cooper. For the game, Montana completed 14–of–22 passes for 157 yards. Wersching also had an impressive outing. The veteran kicker connected on all four field goal attempts in the game, hitting from 22, 26, 40 and 23 yards. The 49ers defense kept the potent Bengals attack in check for much of the game. Cincinnati QB Ken Anderson warmed up in the second half with three touchdowns, two of them on pass plays to TE Dan Ross, but two fourth quarter field goals by Wersching put the game out of reach. LB Jack Reynolds keyed the 49ers defense with seven tackles and one sack. LB Bob Leopold also recorded seven tackles and NT Archie Reese added six stops.

<b>49ers</b>	7	13	0	6	–	26
<b>Bengals</b>	0	0	7	14	–	21

- 49ers— Montana 1 run (Wersching kick)
- 49ers— Cooper 11 pass from Montana (Wersching kick)
- 49ers— Wersching 22 FG
- 49ers— Wersching 26 FG
- Bengals— Anderson 5 run (Breech kick)
- Bengals— Ross 4 pass from Anderson (Breech kick)
- 49ers— Wersching 40 FG
- 49ers— Wersching 23 FG
- Bengals— Ross 3 pass from Anderson (Breech kick)

- Lions— Murray 37 FG
- 49ers— Craig 1 run (Wersching kick)
- 49ers— Tyler 2 run (Wersching kick)
- Lions— Murray 21 FG
- Lions— Murray 54 FG
- 49ers— Wersching 19 FG
- Lions— Sims 11 run (Murray kick)
- Lions— Sims 3 run (Murray kick)
- 49ers— Solomon 14 pass from Montana (Wersching kick)

Washington Redskins 24, 49ers 21  
NFC Championship  
January 8 at RFK Stadium  
(Washington, DC)

Mark Moseley connected on a 25–yard field goal with 40 seconds remaining to hand San Francisco a heartbreaking 24–21 defeat in the NFC Championship Game at RFK Stadium. The defeat was especially hard to swallow after the 49ers fought back from a 21–0 deficit with 21 fourth–quarter points. QB Joe Montana hit WR Mike Wilson on a five–yard scoring strike 30 seconds into the fourth, snapping the shutout. On the next 49ers possession, Montana hit WR Freddie Solomon on a 76–yard bomb to pull within seven at 21–14. The Redskins went three–and–out on their next possession, which led to another Montana–to–Wilson touchdown and a tie ballgame. Unfortunately for the 49ers, the Redskins would launch a six–minute drive that led to the Moseley field goal and the end of the season. Montana finished the game with his typically excellent numbers: 27–of–48 for 347 yards and three touchdowns. Solomon caught eight passes for 106 yards and one touchdown. DT Pete Kugler led the defensive charge with 10 tackles. He was joined by S Carlton Williamson with eight tackles and LBs Riki Ellison and Keena Turner had six stops each.

<b>49ers</b>	0	0	0	21	–	21
<b>Redskins</b>	0	7	14	3	–	24

- Redskins— Riggins 4 run (Moseley kick)
- Redskins— Riggins 1 run (Moseley kick)
- Redskins— Brown 70 pass from Theismann (Moseley kick)
- 49ers— Wilson 5 pass from Montana (Wersching kick)
- 49ers— Solomon 76 pass from Montana (Wersching kick)
- 49ers— Wilson 12 pass from Montana (Wersching kick)
- Redskins— Moseley 25 FG

1983

49ers 24, Detroit Lions 23  
NFC Divisional Playoff  
December 31 at Candlestick Park  
(San Francisco, CA)

WR Freddie Solomon caught a 14–yard touchdown pass from QB Joe Montana with two minutes remaining to give San Francisco a 24–23 win over the visiting Detroit Lions and earn a berth in the NFC Championship Game. San Francisco’s defense kept the team alive on several occasions, intercepting Detroit QB Gary Danielson five times. LB Riki Ellison had two interceptions while LB Keena Turner, S Dwight Hicks and CB Ronnie Lott had one apiece. RB Wendell Tyler and RB Roger Craig each scored a touchdown for San Francisco. Tyler rushed for 74 yards on 17 carries and also caught two passes for 15 yards. Craig led the Niners in receiving with seven receptions for 61 yards.

<b>Lions</b>	3	6	0	14	–	23
<b>49ers</b>	7	7	3	7	–	24

# 1984

**49ers 21, New York Giants 10**  
**NFC Divisional Playoff**  
**December 29 at Candlestick Park**  
**(San Francisco, CA)**

QB Joe Montana rushed for 63 yards, passed for 309 yards and the 49ers earned a date in the NFC Championship Game with a 21–10 win over the New York Giants. San Francisco drew first blood when Montana hooked up with his favorite target, WR Dwight Clark, on a 21–yard scoring toss just three minutes into the first quarter. Clark would finish the day with 112 yards on nine receptions. On the Giants next possession, it was S Ronnie Lott who intercepted a QB Phil Simms pass and returned it 38 yards to the New York 12–yard line. Two plays later, Montana hit TE Russ Francis on a nine–yard strike to extend the lead to 14–0. New York would pull within three following LB Harry Carson's interception and touchdown return off a tipped Montana pass seven minutes into the second quarter. Three minutes later, the 49ers answered when Montana hit WR Freddie Solomon on a 29–yard scoring completion to put San Francisco up 21–10. DE Fred Dean recorded seven tackles and two sacks for the inspired 49ers defense. LB Jack Reynolds added five tackles.

<b>Giants</b>	0	10	0	0	–	10
<b>49ers</b>	14	7	0	0	–	21

49ers— Clark 21 pass from Montana (Wersching kick)  
 49ers— Francis 9 pass from Montana (Wersching kick)  
 Giants— Haji–Sheikh 46 FG  
 Giants— Carson 14 interception return (Haji–Sheikh kick)  
 49ers— Solomon 29 pass from Montana (Wersching kick)

**49ers 23, Chicago Bears 0**  
**NFC Championship**  
**January 6 at Candlestick Park**  
**(San Francisco, CA)**

San Francisco advanced to Super Bowl XIX with a 23–0 win over the visiting Chicago Bears. The story of the day was the 49ers defense that recorded nine sacks and held the Bears to 186 yards of total offense. Leading the charge for the defense were DE Gary Johnson and DT Michael Carter. Neither Johnson nor Carter were starters in the game, yet they led the squad with two sacks and six tackles each. LB Riki Ellison recorded a team–high eight tackles. Offensively, San Francisco was led by QB Joe Montana and RB Wendell Tyler. Montana threw for 233 yards and one touchdown, a 10–yard toss to WR Freddie Solomon in the fourth quarter. Tyler had 68 yards on 10 carries and scored on a nine–yard jaunt early in the third quarter.

<b>Bears</b>	0	0	0	0	–	0
<b>49ers</b>	3	3	7	10	–	23

49ers— Wersching 21 FG  
 49ers— Wersching 22 FG  
 49ers— Tyler 9 run (Wersching kick)  
 49ers— Solomon 10 pass from Montana (Wersching kick)  
 49ers— Wersching 34 FG

**49ers 38, Miami Dolphins 16**  
**Super Bowl XIX**  
**January 20 at Stanford Stadium**  
**(Palo Alto, CA)**

QB Joe Montana passed for 331 yards and accounted for four touchdowns to lead San Francisco to a 38–16 win over the Miami Dolphins. For his efforts, Montana was named Super Bowl MVP for the second time in his career. The game was played at nearby Stanford Stadium in Palo Alto in front of 84,059 fans. Montana's first touchdown of the day came on a 33–yard strike to RB Carl Monroe late in the first quarter. He followed that with an eight–yard scoring toss to RB Roger Craig in the second quarter. On the next 49ers possession, Montana added his third score of the day, this time taking it in himself on a six–yard run. His fourth and final score came on a 16–yard pass to Craig midway through the third quarter. Craig also had an impressive day totaling 135 yards of total offense and added two scores. San Francisco rolled up an impressive 537 yards of total offense in the game, including 211 rushing yards. S Carlton Williamson and CB Eric Wright each intercepted a QB Dan Marino pass. LB Keena Turner led the team with six tackles.

<b>Dolphins</b>	10	6	0	0	–	16
<b>49ers</b>	7	21	10	0	–	38

Dolphins— von Schamann 37 FG  
 49ers— Monroe 33 pass from Montana (Wersching kick)  
 Dolphins— Johnson 2 pass from Marino (von Schamann kick)  
 49ers— Craig 8 pass from Montana (Wersching kick)  
 49ers— Montana 6 run (Wersching kick)  
 49ers— Craig 2 run (Wersching kick)  
 Dolphins— von Schamann 31 FG  
 Dolphins— von Schamann 30 FG  
 49ers— Wersching 27 FG  
 49ers— Craig 16 pass from Montana (Wersching kick)

# 1985

**New York Giants 17, 49ers 3**  
**NFC Wild Card**  
**December 28 at Giants Stadium**  
**(Meadowlands, NJ)**

San Francisco posted more yards of total offense than the host Giants, yet it wasn't enough as New York rolled up a 17–3 win in the NFC Wild Card Game. QB Joe Montana completed 26–of–47 passes for 296 yards for the 49ers in the losing effort. WR Dwight Clark caught a postseason career–high eight passes for 120 yards. The Giants were led by RB Joe Morris who gained 141 yards on the ground and QB Phil Simms who passed for 181 yards and two touchdowns. Defensively, San Francisco was paced by LB Keena Turner with seven tackles and S Ronnie Lott, who added five stops.

<b>49ers</b>	0	3	0	0	–	3
<b>Giants</b>	3	7	7	0	–	17

Giants— Schubert 47 FG  
 Giants— Bavaro 18 pass from Simms (Schubert kick)  
 49ers— Wersching 21 FG  
 Giants— Hasselbeck 3 pass from Simms (Schubert kick)

# 1986

**New York Giants 49, 49ers 3**  
**NFC Divisional Playoff**  
**January 4 at Giants Stadium**  
**(Meadowlands, NJ)**

QB Phil Simms threw four touchdown passes and RB Joe Morris rushed for 159 yards as the New York Giants defeated San Francisco for the second consecutive season in a playoff game at Giants Stadium. San Francisco was held to 29 yards on the ground and 184 yards of total offense by a Giants defense led by LB Lawrence Taylor and LB Harry Carson. Carson posted nine tackles and Taylor returned an interception 34 yards for a touchdown. Simms threw four touchdown passes and Morris rushed for 159 yards and two scores to lead a potent New York offense.

<b>49ers</b>	3	0	0	0	–	3
<b>Giants</b>	7	21	21	0	–	49

Giants— Bavaro 24 pass from Simms (Allegre kick)  
 49ers— Wersching 26 FG  
 Giants— Morris 45 run (Allegre kick)  
 Giants— Johnson 15 pass from Simms (Allegre kick)  
 Giants— Taylor 34 interception return (Allegre kick)  
 Giants— McConkey 28 pass from Simms (Allegre kick)  
 Giants— Mowat 29 pass from Simms (Allegre kick)  
 Giants— Morris 2 run (Allegre kick)

# 1987

**Minnesota Vikings 36, 49ers 24**  
**NFC Divisional Playoff**  
**January 9 at Candlestick Park**  
**(San Francisco, CA)**

Minnesota WR Anthony Carter and K Chuck Nelson each established NFL postseason records as the Vikings posted a 36–24 win over hometown San Francisco at Candlestick Park. Carter caught 10 passes from QB Wade Wilson for an NFL postseason record 227 yards. Carter broke the old record of 198 yards that was set by E Tom Fears of the Los Angeles Rams in 1950 against the Chicago Bears. Nelson set his record by kicking five field goals, breaking the old mark of four that was done eight times. San Francisco was led offensively by QB Steve Young, who spelled QB Joe Montana early in the second half. Young completed 12–of–17 passes for 158 yards and one touchdown. He also ran for a team–high 72 yards on six carries and had a five–yard touchdown run.

<b>Vikings</b>	3	17	10	6	–	36
<b>49ers</b>	3	0	14	7	–	24

Vikings— Nelson 21 FG  
 49ers— Wersching 43 FG  
 Vikings— Hilton 7 pass from Wilson (Nelson kick)  
 Vikings— Nelson 23 FG  
 Vikings— Rutland 45 interception return (Nelson kick)  
 49ers— Fuller 48 interception return (Wersching kick)  
 Vikings— Jones 5 pass from Wilson (Nelson kick)  
 49ers— Young 5 run (Wersching kick)  
 Vikings— Nelson 40 FG  
 Vikings— Nelson 46 FG  
 49ers— Frank 16 pass from Young (Wersching kick)  
 Vikings— Nelson 23 FG

1988

**49ers 34, Minnesota Vikings 9**  
**NFC Divisional Playoff**  
**January 1 at Candlestick Park**  
**(San Francisco, CA)**

RB Roger Craig and WR Jerry Rice entered the NFL record books as the 49ers advanced to the NFC Championship Game with a convincing 34–9 win over the visiting Minnesota Vikings at Candlestick. Rice set a record, that he shares with five other players, with three touchdown receptions. He scored on receptions of two, four and 11 yards, all thrown by QB Joe Montana. Rice closed the day with five receptions for 61 yards. Craig entered the record book courtesy of his 80–yard touchdown run in the fourth quarter. The run was the longest touchdown run and the longest run from scrimmage in team postseason history. Craig broke the old record established by RB Marcus Allen with his 74–yard touchdown run against the Washington Redskins in 1983. Craig finished the day with 135 yards on 21 carries and two touchdowns. The 49ers defense also posted a strong day, recording six sacks, two interceptions and one fumble recovery. S Ronnie Lott had a big day with four tackles, two interceptions and three passes defended. DE Larry Roberts recorded two and a half sacks.

<b>Vikings</b>	3	0	6	0	–	9
<b>49ers</b>	7	14	0	13	–	34

Vikings— Nelson 47 FG  
 49ers— Rice 2 pass from Montana (Cofer kick)  
 49ers— Rice 4 pass from Montana (Cofer kick)  
 49ers— Rice 11 pass from Montana (Cofer kick)  
 Vikings— H. Jones 5 pass from Wilson (Nelson kick)  
 49ers— Craig 4 run (Cofer kick)  
 49ers— Craig 80 run (Cofer kick)

**49ers 28, Chicago Bears 3**  
**NFC Championship**  
**January 8 at Soldier Field**  
**(Chicago, IL)**

Game time temperatures were in the teens and the wind chill was 26 below zero, but the San Francisco 49ers were hot, as they rolled to a 28–3 win over the Chicago Bears at Soldier Field. QB Joe Montana hit WR Jerry Rice on a 61–yard scoring toss in the first quarter and a 27–yard scoring toss in the second as the 49ers took a 14–3 lead into the half. In the third quarter, it was again the mastery of Montana, who connected with TE John Frank on a five–yard touchdown pass to extend the lead to 21–3. FB Tom Rathman capped a solid day with a four–yard burst into the end zone with 8:07 remaining in the fourth quarter. Rathman finished with 36 yards rushing and caught five passes for 51 yards. The San Francisco defensive charge was led by LB Mike Walter, who posted a game–high 11 tackles and forced a fumble. S Jeff Fuller recorded nine tackles and intercepted a pass. Offensively, Rice finished with 11 receptions for 133 yards and two touchdowns while Montana completed 17–of–27 passes for 288 yards.

<b>49ers</b>	7	7	7	7	–	28
<b>Bears</b>	0	3	0	0	–	3

49ers— Rice 61 pass from Montana (Cofer kick)  
 49ers— Rice 27 pass from Montana (Cofer kick)  
 Bears— Butler 25 FG  
 49ers— Frank 5 pass from Montana (Cofer kick)  
 49ers— Rathman 4 run (Cofer kick)

**49ers 20, Cincinnati Bengals 16**  
**Super Bowl XXIII**  
**January 22 at Joe Robbie Stadium**  
**(Miami, FL)**

In what proved to be the most exciting Super Bowl game of the decade, it was the play of a collected veteran that delivered San Francisco its third NFL Championship. QB Joe Montana connected on 23–of–36 passes for 357 yards, but no completion would be more important than his last. The game opened at a stand still with neither team having any ability to move the ball offensively. San Francisco opened the scoring on a 41–yard field goal by K Mike Cofer late in the first quarter. The Bengals responded with K Jim Breech's 34–yard field goal and the teams headed to the half locked in a 3–3 tie. The third quarter began with the teams trading field goals before the Bengals broke the touchdown drought. Following a 49ers field goal, Cincinnati KR Stanford Jennings took the Cofer kickoff and returned it 93 yards for a touchdown. It didn't take long for San Francisco to respond. Montana hit WR Jerry Rice for a 31–yard completion and followed that with a swing pass that RB Roger Craig turned into a 40–yard gain. Two plays and 16 seconds later, Montana found Rice in the corner of the end zone for a 10–yard touchdown. An 11–play, 46–yard drive by the Bengals resulted in a 46–yard field goal by Breech, giving Cincinnati a 16–13 lead and leaving the 49ers just 3:20 on the clock. San Francisco received the kickoff and returned it to the 20, but a penalty moved the ball back to the eight–yard line. What happened next is legendary. Montana connected on five consecutive passes to move the ball to the Bengals 35. A holding penalty moved the ball back 10 yards, but Montana responded with a 27–yard completion to Rice and another first down. A quick hit to Craig followed by a timeout left the Niners with second and two from the Bengals 10–yard line. Following the timeout, Montana hit WR John Taylor in the middle of the end zone for a touchdown and San Francisco had its third Super Bowl title of the decade.

<b>Bengals</b>	0	3	10	3	–	16
<b>49ers</b>	3	0	3	14	–	20

49ers— Cofer 41 FG  
 Bengals— Breech 34 FG  
 Bengals— Breech 43 FG  
 49ers— Cofer 32 FG  
 Bengals— Jennings 93 kickoff return (Breech kick)  
 49ers— Rice 14 pass from Montana (Cofer kick)  
 Bengals— Breech 40 FG  
 49ers— Taylor 10 pass from Montana (Cofer kick)

1989

**49ers 41, Minnesota Vikings 13**  
**NFC Divisional Playoff**  
**January 6 at Candlestick Park**  
**(San Francisco, CA)**

QB Joe Montana threw four touchdown passes and RB Roger Craig rushed for 118 yards as the 49ers advanced to the NFC Championship Game with a convincing 41–13 win over the visiting Minnesota Vikings at Candlestick Park. The Vikings opened the scoring on a K Rich Karlis field goal nine minutes into the first quarter, but from that point on it was all San Francisco. The 49ers erupted for 28 consecutive points before halftime to put the game away early. Just 20 seconds after the Vikings initial score, Montana connected with WR Jerry Rice for the first of his four touchdown passes of the afternoon. The play started simply enough before, in true Rice fashion, he turned a seven–yard gain into a 72–yard touchdown. Following an interception by S Chet Brooks, Montana hit TE Brent Jones for an eight–yard touchdown pass and the rout was on. Montana would add touchdown passes to WR John Taylor and another to Rice before handing the game over to reserve QB Steve Young. On the day, Montana completed 17–of–24 passes for 241 yards. The 49ers defense would also contribute a score, courtesy of S Ronnie Lott, who intercepted a QB Tommy Kramer pass and returned it 58 yards for a touchdown.

<b>Vikings</b>	3	0	3	7	–	13
<b>49ers</b>	7	20	0	14	–	41

Vikings— Karlis 38 FG  
 49ers— Rice 72 pass from Montana (Cofer kick)  
 49ers— Jones 8 pass from Montana (Cofer kick)  
 49ers— Taylor 8 pass from Montana (kick failed)  
 49ers— Rice 13 pass from Montana (Cofer kick)  
 Vikings— Karlis 44 FG  
 49ers— Lott 58 interception return (Cofer kick)  
 49ers— Craig 4 run (Cofer kick)  
 Vikings— Fenney 3 run (Karlis kick)

**49ers 30, Los Angeles Rams 3**  
**NFC Championship**  
**January 14 at Candlestick Park**  
**(San Francisco, CA)**

The 49ers defense intercepted QB Jim Everett three times and held the Los Angeles Rams to 156 yards of total offense as San Francisco earned its fourth trip to the Super Bowl of the decade with a 30–3 win at Candlestick Park in the NFC Championship Game. San Francisco QB Joe Montana was superb in his direction of the 49ers offense, completing 26–of–30 passes for 262 yards and two touchdowns. His first touchdown pass of the game came with 11:27 remaining in the second quarter when he hit TE Brent Jones on a 20–yard strike to give the 49ers a 7–3 lead. CB Tim McKyer intercepted an Everett pass giving the 49ers possession at the Los Angeles 27–yard line. A five–play drive culminated in a one–yard touchdown run by RB Roger Craig. It wouldn't take long for San Francisco to strike again. Gaining possession with 3:10 remaining in

1990

49ers 28, Washington Redskins 10  
NFC Divisional Playoff  
January 12 at Candlestick Park  
(San Francisco, CA)

the second, Montana calmly directed a 14-play, 97-yard drive that ended with an 18-yard scoring toss to WR John Taylor. K Mike Cofer accounted for the final nine points on three field goals in the second half. Offensively, Montana was joined by Craig, who rushed for 94 yards on 24 carries. WR Jerry Rice caught six passes for 55 yards and FB Tom Rathman added 63 yards rushing and 48 yards receiving.

<b>Rams</b>	3	0	0	0	-	3
<b>49ers</b>	0	21	3	6	-	30

- Rams—Lansford 23 FG
- 49ers—Jones 20 pass from Montana (Cofer kick)
- 49ers—Craig 1 run (Cofer kick)
- 49ers—Taylor 18 pass from Montana (Cofer kick)
- 49ers—Cofer 28 FG
- 49ers—Cofer 36 FG
- 49ers—Cofer 25 FG

49ers 55, Denver Broncos 10  
Super Bowl XXIV  
January 28 at Louisiana Superdome  
(New Orleans, LA)

WR Jerry Rice scored three touchdowns, FB Tom Rathman scored twice and QB Joe Montana earned his third Super Bowl MVP award as the San Francisco 49ers cruised to their fourth NFL Championship of the decade with a resounding 55-10 win over the Denver Broncos. The game was played before a crowd of 72,919 at the Louisiana Superdome in New Orleans, LA. Rice scored on touchdown catches of 20, 38 and 28 yards en route to a seven-reception, 148-yard outing. Rathman scored his two touchdowns on runs of one and three yards. The real story of the game was the play of Montana. He completed a sensational 22-of-29 passes for 297 yards and five touchdowns. He was masterful in his direction of the 49ers offense, leading the team on scoring drives of 66, 69 and 71 yards. The 49ers defense proved to be as devastating as the offense. San Francisco harassed Denver QB John Elway all game, intercepting him twice and sacking him on six occasions. DE Daniel Stubbs led the way with two sacks and was joined by four others who had one sack each. DE Kevin Fagan had six tackles and LB Matt Millen added five.

<b>49ers</b>	13	14	14	14	-	55
<b>Broncos</b>	3	0	7	0	-	10

- 49ers—Rice 20 pass from Montana (Cofer kick)
- Broncos—Treadwell 42 FG
- 49ers—Jones 7 pass from Montana (kick failed)
- 49ers—Rathman 1 run (Cofer kick)
- 49ers—Rice 38 pass from Montana (Cofer kick)
- 49ers—Rice 28 pass from Montana (Cofer kick)
- 49ers—Taylor 35 pass from Montana (Cofer kick)
- Broncos—Elway 3 run (Treadwell kick)
- 49ers—Rathman 3 run (Cofer kick)
- 49ers—Craig 1 run (Cofer kick)

QB Joe Montana completed 22-of-31 passes for 274 yards and two touchdowns as San Francisco advanced to the NFC Championship Game with a 28-10 win over the visiting Washington Redskins. The Redskins opened the scoring on a 31-yard touchdown reception from QB Mark Rypien to WR Art Monk. The 49ers answered with a one-yard touchdown run by FB Tom Rathman that capped an eight-play, 74-yard drive to tie the score at 7-7. Washington added a 44-yard field goal by K Chip Lohmiller just before the end of the first quarter to take a 10-7 lead. That would be all of the scoring for the Redskins as the 49ers would reel off 21 consecutive points over the next three quarters. Montana hit WR Jerry Rice on a 10-yard strike to complete a 10-play drive, giving San Francisco its first lead of the game four minutes into the second quarter. Five minutes later, the 49ers would extend their lead to 21-10 thanks to an eight-yard touchdown pass from Montana to WR Mike Sherrard. It was the 49ers defense that would cap the scoring for the day. Following a scoreless third quarter, DT Michael Carter intercepted a Rypien pass that had been tipped by DE Charles Haley and returned it 61 yards for a touchdown. CB Don Griffin and DE Kevin Fagan had seven tackles each to lead the 49ers defense.

<b>Redskins</b>	10	0	0	0	-	10
<b>49ers</b>	7	14	0	7	-	28

- Redskins—Monk 31 pass from Rypien (Lohmiller kick)
- 49ers—Rathman 1 run (Cofer kick)
- Redskins—Lohmiller 44 FG
- 49ers—Rice 10 pass from Montana (Cofer kick)
- 49ers—Sherrard 8 pass from Montana (Cofer kick)
- 49ers—Carter 61 interception return (Cofer kick)

New York Giants 15, 49ers 13  
NFC Championship  
January 20 at Candlestick Park  
(San Francisco, CA)

Kickers and defense were the story of the day at Candlestick as the Giants used five field goals from K Matt Bahr and the Giants defense held San Francisco to 39 yards on the ground to defeat the 49ers 15-13. In the first two quarters, it was Bahr and 49ers K Mike Cofer who provided all the scoring. Bahr connected on a pair of field goals from 28 and 42 yards out. Cofer added field goals of 47 and 35 yards, and the teams entered the half in a 6-6 tie. San Francisco opened the scoring in the third quarter on a 61-yard touchdown pass to WR John Taylor from QB Joe Montana to take a 13-6 lead. From that point on, it was all New York and Matt Bahr. Bahr kicked field goals of 46 and 38 yards to pull the Giants within one at 13-12 with 5:47 remaining. San Francisco took over at its own 20-yard line, but five plays later DT Erik Howard forced a 49ers fumble and LB Lawrence Taylor recovered at

the Giants 43-yard line with 2:36 remaining. A pair of QB Jeff Hostetler completions to TE Mark Bavaro and WR Stephen Baker had the Giants in field goal range at the 49ers 29-yard line with 1:10 remaining in the contest. Three plays later Bahr added his fifth field goal of the day, this one from 42 yards away, as time expired. Montana completed 18-of-26 passes for 190 yards and one touchdown. Taylor caught two passes for 75 yards, including the 61-yard touchdown. WR Jerry Rice added five catches for 54 yards. Defensively, San Francisco was led by LB Bill Romanowski's seven tackles. DT Jim Burt, DT Pierce Holt and DE Charles Haley added one sack each.

<b>Giants</b>	3	3	3	6	-	15
<b>49ers</b>	3	3	7	0	-	13

- 49ers—Cofer 47 FG
- Giants—Bahr 28 FG
- Giants—Bahr 42 FG
- 49ers—Cofer 35 FG
- 49ers—Taylor 61 pass from Montana (Cofer kick)
- Giants—Bahr 46 FG
- Giants—Bahr 38 FG
- Giants—Bahr 42 FG

1992

49ers 20, Washington Redskins 13  
NFC Divisional Playoff  
January 9 at Candlestick Park  
(San Francisco, CA)

QB Steve Young threw for 227 yards, including two touchdown passes, and rushed for an additional 73 yards to lead San Francisco to a hard fought 20-13 win over the visiting Redskins at Candlestick Park. Young tossed a five-yard touchdown pass to WR John Taylor to open the scoring at the 11:48 mark of the first quarter. The teams traded field goals, and then Young hit TE Brent Jones on a 16-yard scoring strike and K Mike Cofer added the extra point to give San Francisco a 17-3 lead at halftime. The Redskins answered with 10 consecutive points on a K Chip Lohmiller field goal and a QB Mark Rypien one-yard touchdown plunge to cut the 49ers lead to 17-13. The locals responded with a 14-play, 59-yard drive that resulted in a 33-yard Cofer field goal with 2:22 remaining. The San Francisco defense did the rest, sacking Rypien four times on its final drive before forcing the Redskins to turn the ball over on downs. DT Pierce Holt had four tackles, including three sacks, to pace a determined Niners defense. CB Don Griffin posted a team-high six stops in the victory.

<b>Redskins</b>	3	0	3	7	-	13
<b>49ers</b>	7	10	0	3	-	20

- 49ers—Taylor 5 pass from Young (Cofer kick)
- Redskins—Lohmiller 19 FG
- 49ers—Cofer 23 FG
- 49ers—Jones 16 pass from Young (Cofer kick)
- Redskins—Lohmiller 32 FG
- Redskins—Rypien 1 run (Lohmiller kick)
- 49ers—Cofer 33 FG

1992

Dallas Cowboys 30, 49ers 20  
 NFC Championship  
 January 17 at Candlestick Park  
 (San Francisco, CA)

QB Troy Aikman completed 24-of-34 passes for 322 yards and two touchdowns as the Cowboys claimed a 30-20 win over the 49ers. The game was played before 64,920 fans at a rainy Candlestick Park. Dallas opened the scoring with a 20-yard field goal by K Lin Elliott. The 49ers answered with a one-yard run by QB Steve Young to take a 7-3 lead after the first quarter. Cowboy RB Emmitt Smith scored the first of his two touchdowns on a four-yard run at the 5:05 mark of the second quarter to put Dallas up 10-7. San Francisco tied the score three minutes later on a 28-yard field goal by K Mike Cofer. FB Daryl Johnston scored the first points of the second half on a three-yard run at the 10:45 mark of the third quarter to put the Cowboys ahead 17-10. Cofer added a field goal for the 49ers to make the score 17-13 heading into the fourth quarter. It was a battle between Aikman and Young in the fourth. Aikman hit Smith on a 16-yard scoring strike at the 12:25 mark, extending the Dallas lead to 24-13. Young answered back with a nine play, 93-yard drive resulting in a five-yard scoring toss to WR Jerry Rice to trim the Cowboys lead to 24-20. It didn't take long for Dallas to respond. On a first and 10 from their own 21, Aikman hit WR Alvin Harper on a crossing pattern that Harper turned into a 70-yard completion. Three plays later Aikman hit WR Kelvin Martin for a six-yard touchdown to secure the win. Rice had an outstanding day receiving, finishing with eight catches for 123 yards and one touchdown. Young completed 25-of-35 passes for 313 yards and one touchdown. CB Eric Davis had six tackles to lead the 49ers defense. DT Ted Washington and DE Kevin Fagan had two sacks each.

Cowboys	3	7	7	13	-	30
49ers	7	3	3	7	-	20

- Cowboys— Elliott 20 FG
- 49ers— Young 1 run (Cofer kick)
- Cowboys— Smith 4 run (Elliott kick)
- 49ers— Cofer 28 FG
- Cowboys— Johnston 3 run (Elliott kick)
- 49ers— Cofer 42 FG
- Cowboys— Smith 16 pass from Aikman (Elliott kick)
- 49ers— Rice 5 pass from Young (Cofer kick)
- Cowboys— Martin 6 pass from Aikman (kick blocked)

1993

49ers 44, New York Giants 3  
 NFC Divisional Playoff  
 January 15 at Candlestick Park  
 (San Francisco, CA)

It was a wattered down 49ers attack at Candlestick Park as RB Ricky Watters established an NFL single-game playoff record with five rushing touchdowns in the 44-3 win over the visting New York Giants. Watters scored on runs of one, one, two, six and two yards as he compiled 118 rushing yards on 24 carries. He also caught a team-high five passes for 46 yards from QB Steve Young, who finished the day completing 17-of-22 passes for 226 yards in the victory. The 49ers defense stepped up their play in the win as well. New York was held to 194 total yards, with only 41 yards rushing. DT Dana Stubblefield had two sacks and LB Bill Romanowski added a team-high five tackles. The game was marked by several milestone events: Attendance of 67,143 set a 49ers and Candlestick Park record (since broken), 44 points are most scored by 49ers in an NFL Playoff Game, Watters sets NFL single-game record for postseason rushing touchdowns (5), postseason touchdowns (5) and points scored (30).

Giants	0	3	0	0	-	3
49ers	9	14	14	7	-	44

- 49ers— Watters 1 run (kick failed)
- 49ers— Cofer 29 FG
- 49ers— Watters 1 run (Cofer kick)
- 49ers— Watters 2 run (Cofer kick)
- Giants— Treadwell 25 FG
- 49ers— Watters 6 run (Cofer kick)
- 49ers— Watters 2 run (Cofer kick)
- 49ers— Logan 2 run (Cofer kick)

Dallas Cowboys 38, 49ers 21  
 NFC Championship  
 January 23 at Texas Stadium  
 (Irving, TX)

The Cowboys broke a 7-7 tie by scoring 21 unanswered points in the second quarter and that proved to be the difference in their 38-21 win over the visiting 49ers. The game was played before 64,902 at Texas Stadium. The Cowboys opened the scoring on a five-yard touchdown run by RB Emmit Smith at 8:14 of the first quarter. San Francisco responded with a seven-yard touchdown reception by FB Tom Rathman from QB Steve Young early in the second quarter to tie the score. That would be as close as the 49ers would get, as Dallas answered with a 21-point outburst in the final 10 minutes of the second quarter to take a 28-7 halftime lead. San Francisco scored its second touchdown of the game at the 5:47 mark of the third quarter. RB Ricky Watters capped a six-play, 43-yard drive with a four-yard scamper into the end zone. Dallas sealed the game by scoring 10 consecutive points on a 42-yard touchdown reception by WR Alvin Harper from reserve QB Bernie Kosar and adding a 50-yard field goal from K Eddie Murray. The 49ers would add another touchdown on a one-yard plunge by Young, capping a 17-play,

94-yard drive. San Francisco was paced offensively by Young, who completed 27-of-45 passes for 287 yards and one touchdown.

49ers	0	7	7	7	-	21
Cowboys	7	21	7	3	-	38

- Cowboys— Smith 5 run (Murray kick)
- 49ers— Rathman 7 pass from Young (Cofer kick)
- Cowboys— Johnston 4 run (Murray kick)
- Cowboys— Smith 11 pass from Aikman (Murray kick)
- Cowboys— Novacek 19 pass from Aikman (Murray kick)
- 49ers— Watters 4 run (Cofer kick)
- Cowboys— Harper 42 pass from Kosar (Murray kick)
- Cowboys— Murray 50 FG
- 49ers— Young 1 run (Cofer kick)

1994

49ers 44, Chicago Bears 15  
 NFC Divisional Playoff  
 January 7 at Candlestick Park  
 (San Francisco, CA)

FB William Floyd rushed for three touchdowns and the 49ers defense held Chicago to just 247 yards in a 44-15 rout of the Bears. Floyd's three scores established him as the first rookie to hit paydirt three times in an NFL playoff game. The Bears actually took an early 3-0 lead on a 39-yard field goal by K Kevin Butler. The Niners bounced back, however, lighting up the scoreboard for 37 unanswered points to put the game away. San Francisco's first points were the result of a 13-play, 68-yard drive that ended with a two-yard run by Floyd. CB Eric Davis then intercepted QB Steve Walsh on the Bears next possession and moments later, QB Steve Young connected with TE Brent Jones for an eight-yard scoring play. The Niners continued to roll in the second quarter, increasing the lead to 30-3 at the half on touchdown runs by Floyd and Young, sandwiched around a K Doug Brien field goal. Floyd's third touchdown of the game midway through the third quarter increased the lead to 37-3 and completed the afternoon's work for many of the San Francisco starters. LB Gary Plummer led a spirited defensive effort, tying the 49ers single-game postseason record with 13 tackles. The 49ers defense also sacked Chicago quarterbacks four times, led by DE Tim Harris' two.

49ers	7	23	7	7	-	44
Bears	3	0	0	12	-	15

- Bears— Butler 39 FG
- 49ers— Floyd 2 run (Brien kick)
- 49ers— Jones 8 pass from Young (kick failed)
- 49ers— Floyd 4 run (Brien kick)
- 49ers— Brien 36 FG
- 49ers— Young 6 run (Brien kick)
- 49ers— Floyd 1 run (Brien kick)
- Bears— Flanigan 2 pass from Kramer (pass failed)
- 49ers— Walker 1 run (Brien kick)
- Bears— Tillman 1 run (pass failed)



**49ers 38, Dallas Cowboys 28**  
**NFC Championship**  
**January 15 at Candlestick Park**  
**(San Francisco, CA)**

CB Eric Davis returned an interception 44 yards for a touchdown and forced a fumble that San Francisco converted into another touchdown. Those plays set the stage for a defensive effort that produced five takeaways in San Francisco's 38–28 NFC Championship Game win over the Dallas Cowboys. The game was played before a Candlestick Park–record 69,143 (since broken). On the third play of the game, Davis, playing a disguised zone coverage, stepped in front of a QB Troy Aikman pass and sprinted to the end zone. Three plays later, he stripped the ball from WR Michael Irvin and S Tim McDonald recovered. Five plays later, QB Steve Young hit FB Ricky Watters in the flat on a play that produced a 29–yard touchdown and a 14–0 lead. The ensuing kickoff saw 49ers RB Adam Walker jar the ball loose from Dallas returner Kevin Williams and K Doug Brien recovered the fumble. It took seven plays before FB William Floyd plunged in from the one to make it 21–0 with 7:33 remaining in the first quarter. Dallas began its comeback on the next series. Facing third and 23 from the San Francisco 44, Aikman hit Irvin for a touchdown that cut the score to 21–7. Following a Brien field goal of 34 yards, RB Emmitt Smith capped a 63–yard drive with a four–yard run that narrowed the gap to 24–14. The crucial point in the game came seconds before the first half expired. With eight seconds remaining, Young found WR Jerry Rice for a 28–yard score, giving the 49ers a 31–14 lead heading into the locker room. The teams traded touchdowns in the second half with the 49ers holding off a strong Dallas charge in the fourth quarter. Young completed 13–of–29 passes for 155 yards and two touchdowns. He also rushed for 47 yards and another score. Watters led the ground game, compiling 72 yards, while TE Brent Jones and Floyd each had three receptions. Defensively, LB Ken Norton Jr. paced the squad with 10 tackles, while Davis and McDonald added seven. Davis also had two interceptions and a forced fumble. CB Deion Sanders had an interception, along with five passes defensed, while DT Rhett Hall and DE Tim Harris each had two sacks.

<b>49ers</b>	21	10	7	0	–	38
<b>Cowboys</b>	7	7	7	7	–	28

- 49ers— Davis 44 interception return (Brien kick)
- 49ers— Watters 29 pass from Young (Brien kick)
- 49ers— Floyd 1 run (Brien kick)
- Cowboys— Irvin 44 pass from Aikman (Boniol kick)
- 49ers— Brien 34 FG
- Cowboys— Smith 4 run (Boniol kick)
- 49ers— Rice 28 pass from Young (Brien kick)
- Cowboys— Smith 1 run (Boniol kick)
- 49ers— Young 3 run (Brien kick)
- Cowboys— Irvin 10 pass from Aikman (Boniol kick)

**49ers 49, San Diego Chargers 26**  
**Super Bowl XXIX**  
**January 29 at Joe Robbie Stadium**  
**(Miami, FL)**

QB Steve Young set a Super Bowl record with six touchdown passes and WR Jerry Rice hauled in three scoring passes for the second time in his career in the world championship game. The 49ers stars led an offensive explosion that carried the team to a 49–26 win over San Diego. San Francisco wasted little time getting on the scoreboard as it took just three plays following the game's opening kickoff to crack the Chargers end zone. Following a FB William Floyd four–yard run and an 11–yard pass from Young to WR John Taylor, Young connected with Rice streaking down the middle of the field for a 44–yard scoring strike. Following a San Diego punt, San Francisco was back in the end zone again after only three plays as Young, once again, challenged the middle of the Chargers defense, this time with a pass to RB Ricky Watters, which netted a 51–yard score. The Chargers made things close for awhile, however, putting together a 13–play, 78–yard drive that concluded with a RB Natrone Means one–yard touchdown plunge to make it 14–7 after one quarter of play. The 49ers began to break the game open in the second quarter. They followed the San Diego touchdown with a 70–yard drive that culminated with a five–yard scoring pass from Young to Floyd. Two possessions later, following a partially blocked punt by RB Adam Walker, the Niners drove 49 yards for another score on an eight–yard toss from Young to Watters. K John Carney's 31–yard field goal with less than two minutes remaining in the half closed the margin at intermission to 28–10. The Niners put the game away in the third quarter, running the lead to 42–10 on a pair of long drives that ended with Watters' third score of the evening, a nine–yard blast up the middle, and a 15–yard pass from Young to Rice. Rice caught his third touchdown of the night on a seven–yard toss from Young in the fourth quarter, enabling Young to break QB Joe Montana's record of five Super Bowl touchdown passes. Young was named the game's Most Valuable Player, while Rice turned in the second best receiving performance in Super Bowl history with 10 catches for 149 yards, while tying his own record with three scoring receptions.

<b>Chargers</b>	7	3	8	8	–	26
<b>49ers</b>	14	14	14	7	–	49

- 49ers— Rice 44 pass from Young (Brien kick)
- 49ers— Watters 51 pass from Young (Brien kick)
- Chargers— Means 1 run (Carney kick)
- 49ers— Floyd 5 pass from Young (Brien kick)
- 49ers— Watters 8 pass from Young (Brien kick)
- Chargers— Carney 31 FG
- 49ers— Watters 9 run (Brien kick)
- 49ers— Rice 15 pass from Young (Brien kick)
- Chargers— Coleman 98 KO return (Humphries to Seay pass)
- 49ers— Rice 7 pass from Young (Brien kick)
- Chargers— Martin 30 pass from Humphries (Humphries to Pupunu pass)

**1995**

**Green Bay Packers 27, 49ers 17**  
**NFC Divisional Playoff**  
**January 6 at 3Com Park**  
**(San Francisco, CA)**

Aided by a swarming defense that caused four turnovers, the Green Bay Packers defeated the 49ers 27–17 at 3Com Park. A record crowd of 69,311 saw the Packers advance to the NFC Championship Game, while the 49ers one–year reign as world champions ended with an overall record of 11–6. Green Bay took its opening drive and marched to the San Francisco 26 before settling for a field goal attempt. However, K Chris Jacke's 44–yard attempt was blocked by S Tim McDonald and the 49ers took over at their 34. On the first play from scrimmage, QB Steve Young hit FB Adam Walker in the flat, but LB Wayne Simmons jarred the ball loose and CB Craig Newsome returned the fumble 31 yards for the touchdown. Green Bay also scored on its next two possessions, a three–yard pass from QB Brett Favre to TE Keith Jackson and a 13–yard toss from Favre to TE Mark Chmura. San Francisco scored its first points of the game late in the half when K Jeff Wilkins nailed a 21–yard field goal with two minutes remaining. The 49ers took their first possession of the third quarter and marched 80 yards for a touchdown, when Young plunged in from the one, cutting the deficit to 21–10. On the 14–play drive, Young was 9–of–10 and ran the ball twice. Again, the Packers responded to the challenge, using a pair of Jacke field goals (27 yards in the third quarter, 26 yards in the fourth quarter), and boosted Green Bay's lead to 27–10. San Francisco's final score of the season came on a two–yard plunge by RB Derek Loville with 50 seconds remaining in the game. Young completed 32 passes in an NFL postseason record 65 attempts, for 328 yards and two interceptions. He also led the 49ers in rushing, gaining 77 yards in nine attempts, including a 40–yard sprint after he was flushed from the pocket. WR Jerry Rice led the receivers with 11 catches for 117 yards, while TE Brent Jones gained 112 yards on eight receptions. Defensively, DT Dana Stubblefield recorded a team–high 10 tackles and a sack for a loss of five yards, while LB Ken Norton Jr. added nine tackles.

<b>Packers</b>	14	7	3	3	–	27
<b>49ers</b>	0	3	7	7	–	17

- Packers— Newsome 31 fumble return (Jacke kick)
- Packers— Jackson 3 pass from Favre (Jacke kick)
- Packers— Chmura 13 pass from Favre (Jacke kick)
- 49ers— Wilkins 21 FG
- 49ers— Young 1 run (Wilkins kick)
- Packers— Jacke 27 FG
- Packers— Jacke 26 FG
- 49ers— Loville 2 run (Wilkins kick)

1996

49ers 14, Philadelphia Eagles 0  
 NFC Wild Card  
 December 29 at 3Com Park  
 (San Francisco, CA)

On a wet and windy Sunday at 3Com Park, San Francisco opened its 1996 postseason by defeating the Philadelphia Eagles 14–0 in the NFC Wild Card Game. Led by their marquee players QB Steve Young and WR Jerry Rice on offense, and a defense that recorded the team's first postseason shutout since the 1984 NFC Championship Game, the 49ers advanced to the NFC Divisional Playoff round. Following a scoreless first quarter, Young led the offense on a 10–play, 74–yard drive that concluded with the Pro Bowl quarterback scoring on a gutsy nine–yard run off a quarterback draw. On that play Young broke four tackles while fighting his way to paydirt. Twice in the second quarter the Eagles mounted long drives only to be denied just short of the endzone by Niners interceptions. Philadelphia's first trip ended with CB Marquez Pope intercepting a QB Ty Detmer pass on San Francisco's seven–yard line. Late in the quarter the Eagles marched 59 yards on 10 plays moving to the 49ers five–yard line. Facing third and four, Detmer's attempt to WR Chris T. Jones was picked off by DE Roy Barker, who had dropped off into zone–blitz coverage. The only scoring in the second half occurred on the Niners second possession of the third quarter. On that drive, Rice made a spectacular one–handed catch that resulted in a 36–yard gain. He scored on a three–yard pass from Young on the next play from scrimmage. Young finished as the game's leading rusher with 65 yards, while also completing 14–of–21 tosses for 161 yards. Rice had four catches for 50 yards and his 19th career postseason touchdown (17th receiving). RB Terry Kirby added 43 yards rushing. The Niners defense, which held Eagles RB Ricky Watters to 57 rushing yards, was led by LB Ken Norton Jr.'s team postseason–record 12 solo tackles. DT Bryant Young registered two sacks and LB Lee Woodall added a sack among his six total stops.

<b>49ers</b>	0	7	7	0	–	14
<b>Eagles</b>	0	0	0	0	–	0

49ers— Young 9 run (Wilkins kick)  
 49ers— Rice 3 pass from Young (Wilkins kick)

Green Bay Packers 35, 49ers 14  
 NFC Divisional Playoff  
 January 4 at Lambeau Field  
 (Green Bay, WI)

Missed opportunities, including a total of five turnovers, spelled defeat for the San Francisco 49ers in their NFC Divisional Playoff Game with the Green Bay Packers. Played before a record Lambeau Field crowd of 60,787, the 49ers fell 35–14 in a game that featured 34–degree weather (with a wind chill of nine–degrees) and driving rain. It didn't take long for the Packers to take a lead. After forcing San Francisco to punt on its first series, WR Desmond Howard took P Tommy Thompson's punt, split the coverage down the middle of the field and raced for a 71–yard touchdown. Then, with seven minutes remaining in the opening stanza, Howard struck again. He returned a punt 46 yards to the San Francisco seven, and two plays later, QB Brett Favre threw a four–yard scoring pass to WR Andre Rison to make it 14–0. San Francisco then mounted a comeback in the second quarter. Trailing 21–0, the tide began to turn when 49ers special teams standout Curtis Buckley recovered a muffed punt at the Green Bay 26. Moments later, QB Elvis Grbac, replacing the injured QB Steve Young (ribs), hit RB Terry Kirby with an eight–yard pass, cutting the deficit to 21–7 at the half. On the opening kickoff of the third quarter, San Francisco CB Steve Israel recovered a loose ball on the Packers four, setting the stage for Grbac's scamper into the end zone. The 49ers fate was sealed, however, on the ensuing Packers drive. Marching 72 yards in 12 plays (10 of which were runs), Green Bay scored when FB Edgar Bennett fumbled before crossing the goal line; but before the 49ers defenders could react, WR Antonio Freeman fell on the loose ball, giving the hosts a 28–14 advantage. Bennett scored on an 11–yard run, and two more fumbles in the fourth quarter snuffed out any hope the 49ers had in getting back into the game. Young played the first nine plays at quarterback before giving way to Grbac late in the first quarter. Grbac completed 19–of–36 passes for 125 yards with one touchdown and three interceptions and led the team in rushing with 32 yards. Backfield mates Kirby and RB William Floyd had six receptions each, while WR Jerry Rice had a team–high 36 yards receiving. Defensively, LB Ken Norton Jr. posted eight tackles and LB Gary Plummer added seven. All–Pro DT Bryant Young left the game late in the first quarter because of a neck injury. He was taken to the hospital for tests, which were negative.

<b>49ers</b>	0	7	7	0	–	14
<b>Packers</b>	14	7	7	7	–	35

Packers— Howard 71 punt return (Jacke kick)  
 Packers— Rison 4 pass from Favre (Jacke kick)  
 Packers— Bennet 2 run (Jacke kick)  
 49ers— Kirby 8 pass from Grbac (Wilkins kick)  
 49ers— Grbac 4 run (Wilkins kick)  
 Packers— Freeman fumble recovery (Jacke kick)  
 Packers— Bennett 11 run (Jacke kick)

1997

49ers 38, Minnesota Vikings 22  
 NFC Divisional Playoff  
 January 3 at 3Com Park  
 (San Francisco, CA)

RB Terry Kirby rushed for a career–high 120 yards and scored two touchdowns, leading the San Francisco 49ers to a 38–22 victory over the Minnesota Vikings in the NFC Divisional Playoffs at 3Com Park. In addition to Kirby's heroics, QB Steve Young completed 21–of–30 passes for 224 yards and a touchdown, WR J.J. Stokes had 101 yards receiving and LB Ken Norton Jr. returned an interception 23 yards for a touchdown. San Francisco's first score came compliments of a Minnesota special teams miscue. P Mitch Berger's punt sailed off the side of his foot and into the crowd after going only 12 yards. The 49ers took over on the Vikings 26, and four plays later, FB William Floyd scored from the one and the 49ers led 7–0. Less than a minute later, the visitors tied the game on a 66–yard scoring pass from QB Randall Cunningham to WR Cris Carter. In the second quarter, the 49ers again took advantage of a poor kick by Berger — this time a punt of 29 yards — to take a 14–7 lead. Moving 61 yards in only four plays, and aided by three Minnesota penalties, Kirby scored the first of his two touchdowns on a one–yard plunge. The game–breaker occurred two plays later when the San Francisco defense flushed Cunningham out of the pocket and forced him to throw a pass over an onrushing DE Roy Barker and into the hands of Norton, who ran untouched into the end zone. In the third quarter, K Gary Anderson connected on a 34–yard field goal to build the lead to 24–7, but Cunningham and Carter hooked up again for a score, closing the gap to 24–14. On the ensuing series, the 49ers marched 75 yards in seven plays, highlighted by two Kirby runs of 22 and 14 yards. Young then hit WR Terrell Owens with one of the prettiest touchdowns of the year, as the second–year receiver shook off a defender then dove into the end zone for the score. Kirby finished the scoring in the fourth quarter with another one–yard run. CB Tyrone Drakeford had six tackles and a pair of passes defended to pace the defense. Barker also recorded San Francisco's only sack of the game.

<b>Vikings</b>	7	0	7	8	–	22
<b>49ers</b>	7	14	10	7	–	38

49ers— Floyd 1 run (Anderson kick)  
 Vikings— Carter 66 pass from Cunningham (Murray kick)  
 49ers— Kirby 1 run (Anderson kick)  
 49ers— Norton 23 interception (Anderson kick)  
 49ers— Anderson 34 FG  
 Vikings— Carter 3 pass from Cunningham (Murray kick)  
 49ers— Owens 15 pass from Young (Anderson kick)  
 49ers— Kirby 1 run (Anderson kick)  
 Vikings— Hatchette 13 pass from Cunningham (Cunningham to Walsh pass)

**Green Bay Packers 23, 49ers 10**  
**NFC Championship**  
**January 11 at 3Com Park**  
**(San Francisco, CA)**

RB Dorsey Levens rushed for 114 yards and WR Antonio Freeman caught four passes for 104 yards and a touchdown to lead visiting Green Bay to a 23–10 win in the NFC Championship Game. The game was played before 68,987 under windy and rainy conditions at 3Com Park. The Packers opened the scoring late in the first quarter. After San Francisco punted on its first series, QB Brett Favre led Green Bay on a 10–play, 76–yard drive that resulted in a K Ryan Longwell 19–yard field goal. Favre completed three–of–four passes for 37 yards in the series. Green Bay continued its scoring in the second quarter. S Eugene Robinson intercepted a QB Steve Young pass and returned it 58 yards to the San Francisco 28. Two plays later, Favre threw a 27–yard scoring pass to Freeman to make the score 10–0. San Francisco then broke the drought with a scoring drive beginning with 4:23 remaining in the second quarter. Following a missed field goal by Longwell, the 49ers took possession at their own 38. A pair of Young completions for 32 yards had the Niners in Packers territory, but two holding penalties brought the ball back to the original line of scrimmage. On a key third down with 26 yards to go, Young completed a 48–yard pass to WR Terrell Owens to the Packers 10–yard line. The drive resulted in a 28–yard field goal by K Gary Anderson. Green Bay answered on its next possession. Freeman returned the kickoff 18 yards to the Packers 27. Two plays later, Favre hit Freeman for a 40–yard completion to the San Francisco 25. Longwell connected on a 43–yard field goal to make the halftime score 13–3. After a scoreless third quarter, Green Bay extended its lead to 16–3 on a 25–yard field goal by Longwell. The Packers added seven more after a five–yard touchdown run by Levens to make the score 23–3. San Francisco closed out the game by scoring on the ensuing kickoff. Chuck Levy returned Longwell's kick 95 yards for a touchdown. Levy's return was the second longest postseason return for San Francisco, trailing the 97–yard touchdown return by Vic Washington vs. Dallas in 1972. Young completed 23–of–38 passes for 250 yards and one interception. RB Terry Kirby ran for a team–high 21 yards on six carries. WR J.J. Stokes caught six passes for 87 yards, including a long of 43. Defensively, San Francisco was led by S Merton Hanks with eight tackles. LB Ken Norton Jr., LB Lee Woodall, LB Gary Plummer and S Tim McDonald had seven tackles each.

<b>Packers</b>	3	10	0	10	–	23
<b>49ers</b>	0	3	0	7	–	10

- Packers— Longwell 19 FG
- Packers— Freeman 27 pass from Favre (Longwell kick)
- 49ers— Anderson 28 FG
- Packers— Longwell 43 FG
- Packers— Longwell 25 FG
- Packers— Levens 5 run (Longwell kick)
- 49ers— Levy 95 kickoff return (Anderson kick)

**1998**

**49ers 30, Green Bay Packers 27**  
**NFC Wild Card**  
**January 3 at 3Com Park**  
**(San Francisco, CA)**

QB Steve Young threw three touchdown passes, including a 25–yard strike to WR Terrell Owens with three seconds remaining, as San Francisco edged Green Bay, 30–27. On a crystal clear day in the Bay Area, it was the Packers who opened the scoring on a 23–yard field goal from K Ryan Longwell midway through the first quarter. San Francisco answered with help from a big play on defense. S Merton Hanks forced a fumble by RB Dorsey Levens and the ball was recovered by DE Chris Doleman at the Green Bay 19–yard line. Three plays later Young connected with TE Greg Clark from one yard out for the touchdown and a 7–3 lead. Just four seconds into the second quarter, the Packers regained the lead on a two–yard scoring toss from QB Brett Favre to WR Antonio Freeman. San Francisco tied the score on the first of three K Wade Richey field goals, this one from 34 yards out with 6:53 remaining in the half. The Packers surged back ahead with 36 seconds remaining when Levens bowled into the end zone from two yards out to take a 17–10 halftime lead. The third quarter opened with Favre being pressured into an errant pass that was intercepted by LB Lee Woodall. Five plays later, the score was tied for a third time when Young hit Clark from eight yards out for the score. The 49ers reclaimed the lead midway through the quarter on a team postseason record and career–long 48–yard field goal from Richey. In a game that saw five lead changes and three ties, the fourth quarter became particularly dramatic. Longwell answered Richey's 48–yard kick with a 37–yard effort of his own to tie the game at 20–20 at the beginning of the fourth. On the ensuing possession, San Francisco marched 51 yards in 10 plays and capped the drive with a 40–yard field goal by Richey to reclaim the lead at 23–20. With 4:19 remaining in the game, Green Bay took over at its own 11–yard line. From there, Favre would lead his team on a nine–play, 89–yard scoring drive. The drive was capped when Favre hit Freeman from 15 yards out for the touchdown and a 27–23 lead with 1:56 remaining in the game. The Packers touchdown set up one of the most memorable sequences in 49ers history. San Francisco took possession at its own 24–yard line with 1:50 remaining and three timeouts to its credit. On the final play, Young dropped back, stumbled and threw a 25–yard touchdown strike to Owens who was sandwiched in the end zone by S Pat Terrell and S Darren Sharper.

<b>Packers</b>	3	14	0	10	–	27
<b>49ers</b>	7	3	10	10	–	30

- Packers— Longwell 23 FG
- 49ers— Clark 1 pass from Young (Richey kick)
- Packers— Freeman 2 pass from Favre (Longwell kick)
- 49ers— Richey 34 FG
- Packers— Levens 2 run (Longwell kick)
- 49ers— Clark 8 pass from Young (Richey kick)
- 49ers— Richey 48 FG
- Packers— Longwell 37 FG
- 49ers— Richey 40 FG
- Packers— Freeman 15 pass from Favre (Longwell kick)
- 49ers— Owens 25 pass from Young (Richey kick)

**Atlanta Falcons 20, 49ers 18**  
**NFC Divisional Playoff**  
**January 9 at Georgia Dome**  
**(Atlanta, GA)**

With San Francisco's NFL–leading run game a mere shell of itself, the Atlanta Falcons forced three turnovers and held off the 49ers, 20–18, in the NFC Divisional Playoff at the Georgia Dome. San Francisco's hope of controlling the game on the ground came to a screeching halt on the first play of the game when RB Garrison Hearst fractured the tibia in his left leg on an inside run that had gained seven yards. With Hearst out and RB Terry Kirby hobbled with a bruised leg, the 49ers managed just 46 yards on the ground. Atlanta's rushing attack flourished in the first half thanks to the power running of RB Jamal Anderson, who scored on a two–yard run in the first quarter to give the Falcons a 7–0 lead. Atlanta increased its lead to 14–0 when Anderson finished off a 34–yard run with a spread eagle dive into the end zone with 3:12 left in the second quarter. The touchdown run capped a seven–play, 82–yard drive. San Francisco snatched the momentum from the Falcons by putting together a pair of scoring drives just before the half. The 49ers answered Atlanta's second touchdown march with a nine–play, 80–yard drive that concluded with the familiar end zone combination of QB Steve Young to WR Jerry Rice from 17 yards out. It was Rice's 20th career postseason touchdown. With just under one minute to play in the first half, DE Charles Haley chased QB Chris Chandler and deflected his pass into the waiting arms of DT Junior Bryant, who returned it four yards to the Atlanta 36–yard line. K Wade Richey made it a 14–10 game at the half with a 36–yard field goal as time expired. The 49ers carried that momentum into the third quarter, nearly tripling Atlanta's offensive output in the second half (187 yards to 68). But turnovers did not allow them to complete the comeback. The Falcons thwarted two drives with a pair of interceptions, including one by S Eugene Robinson that was returned 77 yards to set up a K Morten Andersen 29–yard field goal. Leading 17–10, Andersen added another 32–yard field goal to give the Falcons a 10–point edge with 10:33 remaining. San Francisco responded to Atlanta's three pointer with a 13–play, 87–yard drive that Young finished himself with an eight–yard touchdown run. A two–point pass from QB Ty Detmer to TE Greg Clark made it 20–18 with 2:57 left. After Atlanta used up 2:19 of the clock, the 49ers got the ball back at their own four–yard line but were only able to move to the 26 before Young's hail mary attempt was intercepted as time expired. After rushing for 83 yards on 13 carries in the first half, Anderson was limited to 30 yards on 16 carries in the second half by San Francisco's defense. LB Winfred Tubbs made a game–high 10 tackles, while DE Chris Doleman made six stops and one sack.

<b>49ers</b>	0	10	0	8	–	18
<b>Falcons</b>	7	7	3	3	–	20

- Falcons— Anderson 2 run (Andersen kick)
- Falcons— Anderson 34 run (Andersen kick)
- 49ers— Rice 17 pass from Young (Richey kick)
- 49ers— Richey 36 FG
- Falcons— Andersen 29 FG
- Falcons— Andersen 32 FG
- 49ers— Young 8 run (Detmer to Clark pass)

2001

**Green Bay Packers 25, 49ers 15**  
**NFC Wild Card**  
**January 13 at Lambeau Field**  
**(Green Bay, WI)**

In their first postseason appearance since 1998, the 49ers dropped a hard-fought 25–15 decision to the Green Bay Packers in the NFC Wild Card Game at Lambeau Field. With a game-time temperature of 28 degrees, the 49ers won the opening coin toss and elected to receive. The two teams traded punts until Green Bay marched 40 yards in seven plays to score the first points of the game when QB Brett Favre hooked up with WR Antonio Freeman on a five-yard touchdown pass. DT Dana Stubblefield blocked the extra point to keep the score 6–0. After another 49ers punt, the Packers began their third possession of the game from their own 19-yard line. On the second play from scrimmage, Favre was intercepted by CB Ahmed Plummer, who returned it to the Green Bay 22. San Francisco K Jose Cortez had his 34-yard field goal attempt blocked and the score remained 6–0. After the Packers were forced to punt, San Francisco took possession at its own 14 with 7:06 remaining in the half. QB Jeff Garcia went 6-of-9 for 61 yards and RB Garrison Hearst had a two-yard touchdown plunge with 15 seconds remaining in the half, to cap off a 15-play, 86-yard drive. After a Cortez extra point, the 49ers went in with a 7–6 halftime lead. On their first possession of the second half, the Packers moved the ball down to the San Francisco eight-yard line where K Ryan Longwell nailed a 26-yard field goal for the 9–7 lead. After the 49ers couldn't get anything going on offense, they punted back to Green Bay. It took only four plays for the Packers to take advantage with a 19-yard touchdown pass from Favre to TE Bubba Franks. The two-point conversion failed and the score remained 15–7. Two series later, the 49ers marched 61 yards in six plays, culminating with Garcia hitting WR Tai Streets on a 14-yard touchdown strike and again on the two-point conversion to tie the score at 15. The Packers answered on their next possession with a 10-play, 45-yard drive as Longwell connected on a 45-yard field goal to push the score to 18–15. With 5:03 remaining in the game, the 49ers had moved the ball down to the Green Bay 41, when Garcia's pass intended for WR Terrell Owens was tipped by CB Mike McKenzie into the hands of CB Tyrone Williams at the Green Bay seven-yard line. Favre led the Packers on an eight-play, 93-yard drive ending with an RB Ahman Green nine-yard touchdown run and the 25–15 lead. RB Paul Smith took the ensuing kickoff on the 13-yard line and ran it back 16 yards before being hit by WR Cory Bradford and fumbling. The Packers recovered the fumble and ran out the clock for the 25–15 victory.

<b>49ers</b>	0	7	0	8	–	15
<b>Packers</b>	6	0	9	10	–	25

Packers— Freeman 5 pass from Favre (kick blocked)  
 49ers— Hearst 2 run (Cortez kick)  
 Packers— Longwell 26 FG  
 Packers— Franks 19 pass from Favre (pass failed)  
 49ers— Streets 14 pass from Garcia (Garcia to Streets pass)  
 Packers— Longwell 45 FG  
 Packers— Green 9 run (Longwell kick)

2002

**49ers 39, New York Giants 38**  
**NFC Wild Card**  
**January 5 at 3Com Park**  
**(San Francisco, CA)**

Buried in a 24-point playoff hole, the 49ers exploded to record the second largest comeback in postseason history with a dramatic 39–38 victory over the New York Giants in the NFC Wild Card Game. The 49ers trailed 38–14 with four minutes left in the third quarter, but scored 25 straight points on two touchdown passes and a scoring run by QB Jeff Garcia, as well as two, two-point conversion catches by WR Terrell Owens. The game ended just as exciting. After Garcia drove his team 68 yards in just over two minutes for the winning score, QB Kerry Collins got New York to the San Francisco 28 with six seconds left. LS Trey Junkin, signed earlier in the week, made a low snap that P Matt Allen couldn't handle. Allen then threw a desperate pass that fell incomplete. The 49ers rally was the biggest in NFC playoff history. Garcia finished the day 27-of-44 for 331 yards and three touchdowns. He rushed for 60 yards, including a 14-yard score on the first play of the fourth quarter. Two of Garcia's touchdown throws went to Owens, who had nine catches for 177 yards. Collins was 29-of-43 for 342 yards and four touchdowns, and expertly guided New York to a lead that seemed insurmountable. WR Amani Toomer caught eight passes for 136 yards and three touchdowns and RB Tiki Barber added 115 yards rushing and 62 yards receiving. San Francisco rallied with purpose and poise. Owens caught a 26-yard touchdown pass late in the third quarter to start the rally and made big catches on every drive—right up to the final minutes, when Garcia found WR Tai Streets for the winning score. After Owens caught a 26-yard touchdown pass and a two-point conversion with 2:03 left in the third, Garcia rushed for a 14-yard score and threw another conversion pass to Owens five seconds into the fourth quarter. K Jeff Chandler added a 25-yard field goal with 7:49 left. Collins responded and drove New York 38 yards, but Bryant – kicking out of a poor hold thanks to a poor snap by Junkin—missed a 42-yard field goal with 3:01 left. Garcia took over, converting two straight third downs for the NFL leaders in that category. TE Eric Johnson caught a 25-yard pass to the New York 25 and Garcia scrambled 12 yards to set up his winning pass to Streets.

<b>Giants</b>	7	21	10	0	–	38
<b>49ers</b>	7	7	8	17	–	39

49ers— Owens 76 pass from Garcia (Chandler kick)  
 Giants— Toomer 12 pass from Collins (Bryant kick)  
 Giants— Shockey 2 pass from Collins (Bryant kick)  
 49ers— Barlow 1 run (Chandler kick)  
 Giants— Toomer 8 pass from Collins (Bryant kick)  
 Giants— Toomer 24 pass from Collins (Bryant kick)  
 Giants— Barber 6 run (Bryant kick)  
 Giants— Bryant 21 FG  
 49ers— Owens 26 pass from Garcia (Garcia to Owens pass)  
 49ers— Garcia 14 run (Garcia to Owens pass)  
 49ers— Chandler 25 FG  
 49ers— Streets 13 pass from Garcia (pass failed)

**Tampa Bay Buccaneers 31, 49ers 6**  
**NFC Divisional Playoff**  
**January 12 at Raymond James Stadium**  
**(Tampa, FL)**

San Francisco's Super Bowl hopes ended with a 31–6 loss against the Tampa Bay Buccaneers in the NFC Divisional Playoff Game on the road at Raymond James Stadium. The 49ers trailed 28–6 heading into halftime and although the defense held Tampa Bay to only three points in the second half, San Francisco was held scoreless en route to the Buccaneers victory. Tampa Bay started the scoring with a two-yard touchdown run by FB Mike Alstott on a 12-play, 74-yard drive. San Francisco answered with a 12-play, 63-yard drive capped by a 24-yard field goal by K Jeff Chandler. The highlight of the drive was a 30-yard pitch and catch by WR Tai Streets from QB Jeff Garcia. Tampa Bay exploded for 21 points in the second quarter, highlighted by two touchdown passes by QB Brad Johnson. Johnson connected on a 20-yard pass to WR Joe Jurevicius and a 12-yard pass to TE Rickey Dudley. In between the two scores, Chandler kicked his second field goal of the game for San Francisco, this time from 40 yards out. Alstott added another two-yard touchdown run to end the first half and K Martin Gramatica added a 19-yard field goal to close the scoring for both teams. LB Derek Smith led San Francisco with a game-high 14 tackles. LB Julian Peterson and LB Jeff Ulbrich added 11 tackles apiece. CB Rashad Holman led a banged up secondary with one interception. The unit was minus starting CB Jason Webster, who was inactive with an ankle injury. CB Ahmed Plummer left the game when he separated his right shoulder and did not return. FS Zack Bronson left the game in the third quarter when he aggravated his broken foot and SS Tony Parrish played the contest with a dislocated elbow. LB Shelton Quarles led Tampa Bay with nine tackles and Defensive Player-of-the-Year Derrick Brooks added seven tackles and one interception.

<b>49ers</b>	3	3	0	0	–	6
<b>Buccaneers</b>	7	21	3	0	–	31

Bucs— Alstott 2 run (Gramatica kick)  
 49ers— Chandler 24 FG  
 Bucs— Jurevicius 20 pass from Johnson (Gramatica kick)  
 49ers— Chandler 40 FG  
 Bucs— Dudley 12 pass from Johnson (Gramatica kick)  
 Bucs— Alstott 2 run (Gramatica kick)  
 Bucs— Gramatica 19 FG

2011

49ers 36, New Orleans Saints 32  
 NFC Divisional Playoff  
 January 14 at Candlestick Park  
 (San Francisco, CA)

A 14–yd. TD pass from Alex Smith to TE Vernon Davis with 0:09 left in the game capped off one of the most memorable games in postseason history, as the 49ers defeated the New Orleans Saints, 36–32. Powered by Smith, who threw for 299 yds., three TDs and added another one on the ground, the 49ers triumphed in its first playoff game in nine years, moving within one win of the Super Bowl. The Niners scored on their second drive of the game, on a 49–yd. TD pass from Smith to Davis. On the Saints next drive, QB Drew Brees committed his first postseason INT in five years, thanks to S Dashon Goldson, giving San Francisco the football deep in New Orleans’ territory. Scoring on a TD pass to WR Michael Crabtree, Smith took advantage of the costly turnover, making the score 14–0. On the ensuing kickoff return, S Madiou Williams stripped the ball away from Saints WR Courtney Roby and the loose ball was recovered by LB Blake Costanzo. The takeaway led to a 25–yd. FG by K David Akers. The Saints answered, scoring two TDs before half time, on a 14–yd. pass to TE Jimmy Graham and a 25–yd. pass to WR Marques Colston, making the score 17–14 at the half. San Francisco scored the only points of the 3rd qtr. on a 41–yd. FG by David Akers. The 4th qtr. started out with each team trading FGs. Then would come the four lead changes in the last five minutes of the game. New Orleans struck first on a 44–yd. TD pass to RB Darren Sproles, with 4:02 left on the clock. With the 49ers trailing 24–23, down for the first time in the entire game, Smith scored on a 28–yd. rushing TD. A missed two–point conversion put the 49ers up 29–24 with just 2:11 remaining. Brees took the lead back on a 66–yd. score to TE Jimmy Graham with 1:37 left. RB Darren Sproles then made a catch out of the backfield for the two–point conversion to give the Saints a 32–29 advantage. Facing elimination, Smith connected with Davis twice on their final drive, with the last throw jetting through double coverage for a game–winning 14–yd. TD.

<b>Saints</b>	0	14	0	18	–	32
<b>49ers</b>	14	3	3	16	–	36

- 49ers — V. Davis 49 pass from A. Smith (Akers kick)
- 49ers — Crabtree 4 pass from A. Smith (Akers kick)
- 49ers — Akers 25 FG
- Saints — J. Graham 14 pass from Brees (Kasay kick)
- Saints — Colston 25 pass from Brees (Kasay kick)
- 49ers — Akers 41 FG
- Saints — Colston 25 pass from Brees (Kasay kick)
- 49ers — Akers 37 FG
- Saints — Sproles 44 pass from Brees (Kasay kick)
- 49ers — A. Smith 28 run (run failed)
- Saints — J. Graham 66 pass from Brees (Kasay kick)
- 49ers — V. Davis 14 pass from A. Smith (Akers kick)

New York Giants 20, 49ers 17 (OT)  
 NFC Championship  
 January 22 at Candlestick Park  
 (San Francisco, CA)

When asked what his message was to his players after falling short to the New York Giants in the NFC Championship game, Harbaugh stated, “As Sir Andrew Barton said, ‘Fight on my men, we’re hurt but not slain. We’ll lay down and bleed a while. Then we’ll rise and fight again.’” Harbaugh, of course was referring to his team’s blue–collar mentality after the Giants escaped rain–soaked Candlestick Park with a 20–17 overtime victory. Harbaugh got the Niners to the brink of the Super Bowl in his rookie year, taking over a 6–10 team and going 13–3 to win the NFC West. The extra minutes at Candlestick Park went in favor of the opponent in a year where most didn’t expect a storybook season. The 49ers defense played stoically, recording six sacks on Giants QB Eli Manning, which ranked t–2nd for the most sacks in a postseason game in franchise history (6 – four times, last vs. Den. – 1/29/90). TE Vernon Davis gave the 49ers a 7–0 lead with 7:11 remaining in the 1st qtr. after running a pattern down the right sideline and outracing the secondary for a 73–yd. TD recept. from QB Alex Smith. On their ensuing drive, the Giants drove from their own 31 to the San Francisco 34–yd. line. On 3rd–and–1, Manning and the Giants failed to get a first down despite two opportunities. The Giants eventually evened the score on a 10–play, 69–yd. drive when TE Bear Pascoe caught Manning’s short pass at the 6–yd. line and stepped into the end zone for the TD. The Giants added a FG with two seconds remaining in the 2nd qtr. to give them a 10–7 edge going into the locker room. Davis’ second TD of the game, gave the lead back to the Niners at 14–10 with 5:18 remaining in the 3rd qtr. San Francisco’s 3–play, 54–yd. TD drive was set up by a short pass to RB Frank Gore, who turned it into a 24–yd. gain. On the next play, Davis went in motion from right to left and caught a lofted pass to the end zone by Smith. The Giants took the lead back after the ball inadvertently glanced off WR Kyle Williams on a punt, giving the ball back to the Giants on their 29 yard line. Manning connected a 17–yard pass to WR Mario Manningham to give the Giants a 17–14 lead with 8:41 remaining. Williams’ 40–yd. return on the ensuing kickoff enabled the 49ers to start their next possession at their own 45. On consecutive plays, Smith scrambled for 17 yds. and RB Kendall Hunter ran for 18 more, resulting in a K David Akers game–tying FG with 5:39 to go, 17–17. After both teams went 3–and–out on their first overtime possession, a Giants takeaway on a Williams fumble, forced by LB Jacquian Williams on a punt return, gave the Giants possession at their own 36 with 9:32 remaining. After converting one first down, K Lawrence Tynes sent the season–ending 31–yd. FG through the uprights.

<b>Giants</b>	0	10	0	7	3	–	20
<b>49ers</b>	7	0	7	3	0	–	17

- 49ers — V. Davis 73 pass from A. Smith (Akers kick)
- Giants — Pascoe 6 pass from E. Manning (Tynes kick)
- Giants — Tynes 31 FG
- 49ers — V. Davis 28 pass from A. Smith (Akers kick)
- Giants — Manningham 17 pass from E. Manning (Tynes kick)
- 49ers — Akers 25 FG
- Giants — Tynes 31 FG

2012

49ers 45, Green Bay Packers 31  
 NFC Divisional Playoff  
 January 12 at Candlestick Park  
 (San Francisco, CA)

With the win against the Green Bay Packers, the San Francisco 49ers advanced to the NFC Championship Game for the second year in a row, marking the first time San Francisco has reached the NFC Championship Game in consecutive seasons since 1992–94. The Packers got off to a quick start after QB Colin Kaepernick threw an INT on just the fourth play of the game that was returned for a TD by Packers CB Sam Shields. Kaepernick responded immediately like he has all season and turned in one of the best performances by a 49ers QB in franchise history. Kaepernick led the offense on an 8–play, 80–yd. drive that he capped off with a 20–yd. TD run to tie the score at 7 apiece early in the 1st qtr. The team converted on two 3rd and longs on the drive, setting the tone for the day by finishing 8 of 13 on 3rd down (62%). With 11:52 remaining in the 2nd qtr., Green Bay WR Jeremy Ross muffed a punt that was recovered by S C.J. Spillman at the Packers 9–yd. line. The takeaway led to a 12–yd. TD pass from Kaepernick to WR Michael Crabtree just three plays later. On the ensuing Green Bay possession, CB Tarell Brown picked off QB Aaron Rodgers pass and returned his 2nd career postseason INT. The Kaepernick to Crabtree connection continued to be successful as they connected for a 20–yd. TD strike, making the score 21–14. Crabtree led the team with 9 receipts. for 119 yds. and 2 TDs on the day. On the third play of San Francisco’s second possession of the 3rd qtr., Kaepernick kept the ball on a zone read around the right side and dashed 56–yds. to the end zone for his 2nd rushing TD of the game. The 56–yd. TD run marked the longest run by a QB in franchise postseason history and the 3rd longest overall. Kaepernick also set the NFL single–game record for a QB with 181 rushing yds. on 16 carries. RB Frank Gore finished off the following drive on the first play of the 4th qtr., punching it in from 2 yds. out, stretching the 49ers lead to 38–24. Gore notched his first career 100–yd. game in the postseason, rushing for 119 yds. on 23 carries. The 49ers became the first team in NFL history to ever have two, 100–yd. rushers [QB Colin Kaepernick (181 yds. rushing), RB Frank Gore (119 yds. rushing)] and one, 100–yd. receiver [WR Michael Crabtree (119 yds. receiving)] in a playoff game. RB Anthony Dixon found the end zone on a 2–yd. TD run to finish off the 11–play, 93–yd. drive to make the score 45–24. San Francisco rushed for 323 yds. on the night, setting the franchise single–game postseason rushing record.

<b>Packers</b>	14	7	3	7	–	31
<b>49ers</b>	7	17	7	14	–	45

- GB – Shields 52 INT return (Crosby kick)
- SF– Kaepernick 20 run (Akers kick)
- GB – Harris 18 run (Crosby kick)
- SF – Crabtree 12 pass from Kaepernick (Akers kick)
- SF – Crabtree 20 pass from Kaepernick (Akers kick)
- GB – Jones 20 pass from Rodgers (Crosby kick)
- SF – Akers 36 FG
- GB – Crosby 31 FG
- SF – Kaepernick 56 run (Akers kick)
- SF – Gore 2 run (Akers kick)
- SF – Dixon 2 run (Akers kick)
- GB – Jennings 3 pass from Rodgers (Crosby kick)

2012

49ers 28, Falcons 24  
 NFC Championship  
 January 20 at Georgia Dome  
 (Atlanta, GA)

The 49ers started slow, spotting Atlanta a 17–0 lead after the Falcons scored on their first three possessions. On San Francisco's third possession the 49ers offense began to click. TE Vernon Davis hauled in a pinpoint pass from QB Colin Kaepernick for 27 yds. down to the Atlanta 15–yd. line. Davis had 3, 25+ yd. receipts. in the game, giving him 9 in 4 postseason games, which ranks 2nd in 49ers postseason history, trailing only WR Jerry Rice (14, 25+ yd. receipts. in 23 games). Two plays following Davis' catch, the 49ers got on the scoreboard with a 15–yd. TD run by RB LaMichael James. It was James' first–career TD. The 49ers next possession began on their own 18–yd. line with 6:24 remaining in the 2nd qtr. Vernon Davis stepped up once again, accounting for 48–yds. on 3 receipts., including a 4–yd. TD catch to finish the drive and pull the 49ers within 3, as the score read 14–17 at the 2–minute warning. Davis' 5 career postseason TDs rank 1–4th in franchise history. With the Falcons scoring right before the half, it was important the 49ers came out of halftime with an answer, and answer they did. Kaepernick marched the 49ers offense right down the field, driving 82 yds. on 7 plays capped off on a 5–yd. TD run by RB Frank Gore to make the score 21–24 with 10:51 remaining in the 3rd qtr. The San Francisco defense also had answers, forcing turnovers on the Falcons first two possessions of the 2nd half. CB Chris Culliver picked–off QB Matt Ryan and LB Aldon Smith recovered a muffed snap to stymie the Falcons offense during the 3rd qtr. With 11:59 left in the 4th qtr. WR Ted Ginn returned a Matt Bosher punt 20 yds. to the Atlanta 38–yd. line, giving the 49ers offense good starting field position. San Francisco's physical offensive line began to take over and wear down the Atlanta defense, opening big holes for Gore, James and RB Anthony Dixon as they gained all but 8 yds. on the go–ahead drive. Gore registered his 2nd TD run of the game on a 9–yd. burst to the end zone to give San Francisco the lead 28–24 with 8:27 remaining in the game. The Falcons took over after the Gore TD and sustained a 14–play drive down to the 49ers 10–yd. line. On the 14th play of the drive, the Falcons faced a 4th and 4 with 1:13 remaining. WR Roddy White was unable to hang onto the ball due to LB NaVorro Bowman's blanketing defense. The Falcons got the ball back following an Andy Lee punt and had one last shot with :06 ticks left on the clock, but CB Perrish Cox tackled WR Julio Jones at San Francisco's 35–yd. line before he could attempt a lateral as the clock struck :00. The 17–point comeback led by Kaepernick was the 2nd largest deficit overcome to win a conference championship (2006 – Indianapolis trailed New England by 18 points).

<b>49ers</b>	0	14	7	7	–	28
<b>Falcons</b>	10	14	0	0	–	24

- ATL – Jones 46 pass from Ryan (Bryant kick)
- ATL– Bryant 35 FG
- ATL – Jones 20 pass from Ryan (Bryant kick)
- SF – James 15 run (Akers kick)
- SF – Davis 4 pass from Kaepernick (Akers kick)
- ATL – Gonzalez 10 pass from Ryan (Bryant kick)
- SF – Gore 5 run (Akers kick)
- SF – Gore 9 run (Akers kick)

Baltimore 34, 49ers 31  
 Super Bowl XLVII  
 February 3 at Superdome  
 (New Orleans, LA)

The San Francisco 49ers and the Baltimore Ravens squared off in one of the most extraordinary Super Bowls where two brothers squared off as head coaches. The 49ers found themselves facing an early deficit, which would eventually be too much to overcome. Early in the 1st qtr., San Francisco answered a Ravens TD drive with a scoring drive of their own as QB Colin Kaepernick engineered a 12–play 62–yd. drive that was finished off by K David Akers' 36–yd. FG, making the score 7–3. After 2 more TD passes by QB Joe Flacco, the 49ers found themselves in a 21–3 hole with 1:45 left in the 2nd qtr. Kaepernick showed poise and led the 2–minute drill efficiently by completing 4 of 5 pass atts. for 56 yds. to move the 49ers into FG position. Akers added 3 more points with a 27–yd. FG as time expired in the half with San Francisco trailing Baltimore 21–6. Following a Ravens kickoff return for a TD to open the 2nd half, the Superdome went dark with 13:28 remaining in the 3rd qtr. A power failure at 7:38 p.m. CT caused a 30–minute delay and was not resolved until 8:08 p.m. On the Niners' next possession, Kaepernick tossed a 31–yd. TD pass to WR Michael Crabtree, making the score 28–13. San Francisco forced Baltimore into a 3–and–out with a sack by LB Ahmad Brooks on 3rd–and–10. P Sam Koch's 43–yd. punt was returned 32 yds. by WR Ted Ginn Jr., setting up the 49ers offense to takeover at the Ravens 20–yd. line. Two plays later, RB Frank Gore capitalized on the short field with a 6–yd. TD run. On the second play of Baltimore's ensuing possession, CB Tarell Brown forced and recovered a fumble that he jarred loose from RB Ray Rice on the Ravens' 24–yd. line. The takeaway led to a 34–yd. FG by Akers, his 3rd of the game. With their next possession, WR Randy Moss hauled in a 32–yd. receipt., followed by a 21–yd. run by Gore, which led to a 15–yd. TD run by Kaepernick. An incomplete pass on the 2–point try made the score 31–29 with the Ravens still hanging on as San Francisco continued its fierce comeback. Kaepernick's 15–yd. TD run marked the longest TD run by a QB in Super Bowl history. With 4:23 remaining in the game, Baltimore's K Justin Tucker tacked on a 38–yd. FG to extend their lead to 34–29. A 24–yd. completion to Crabtree and a 33–yd. rush by Gore put the 49ers offense in position for the go–ahead TD with 2:39 remaining, on the Ravens' 7–yd. line. The 49ers were unable to get into the end zone and turned the ball over on downs. After taking a safety to run the game clock down to :04, the Ravens were forced to punt to the 49ers. Ginn returned the kickoff 31–yds. to the 50–yd. line as time expired for the last play of the game.

<b>Ravens</b>	7	14	7	6	–	34
<b>49ers</b>	3	3	17	8	–	31

- BAL – Boldin 13 pass from Flacco (Tucker kick)
- SF – Akers 36 FG
- BAL – Pitta 1 pass from Flacco (Tucker kick)
- BAL – J. Jones 56 pass from Flacco (Tucker kick)
- SF – Akers 27 FG
- BAL – J. Jones 108 kickoff return (Tucker kick)
- SF – Crabtree 31 pass from Kaepernick (Akers kick)
- SF – Gore 6 run (Akers kick)
- SF – Akers 34 FG
- BAL – Tucker 19 FG
- SF – Kaepernick 15 run (pass failed)
- BAL – Tucker 38 FG
- SF – Koch OB in end zone, forced by Culliver, Safety

2013

49ers 23, Packers 20  
 NFC Wild Card  
 January 5 at Lambeau Field  
 (Green Bay, WI)

The 49ers defeated the Green Bay Packers, 23–20, in the NFC Wild Card round of the NFL playoffs. The game went down as one of the coldest games in NFL history, with a kickoff temperature of 5 degrees and a wind chill of –10. The 49ers won the coin toss and deferred to the second half. The 49ers defense forced a three–and–out by the Packers on their opening series of the game. QB Colin Kaepernick and the 49ers offense drove 69 yds. in 13 plays as K Phil Dawson made a 22–yd. FG to give San Francisco an early 3–0 lead. The Niners then forced another three–and–out by Green Bay. On the ensuing possession, Dawson made a 25–yd. FG to cap off an 11–play, 42–yd. drive, making the score 6–0 with 2:20 remaining in the 1st qtr. Two possessions later, the Packers took a 7–6 lead when QB Aaron Rodgers completed a 5–yd. TD pass to WR Jordy Nelson to cap off a 14–play, 70–yd. drive. San Francisco responded with a 5–play, 68–yd. drive, including a 42–yd. run by Kaepernick, setting up a 10–yd TD run by RB Frank Gore two plays later to regain the lead 13–7. On the ensuing possession, the Packers got a 34–yd. FG by K Mason Crosby as time expired, making the scoring 13–10 at halftime. The second half began with the teams exchanging multiple punts as neither team was able to put points on the board in the third quarter. FB John Kuhn ended the scoring draught for Green Bay, putting the Packers on top 17–13 early in the 4th quarter. The 49ers responded immediately with a 4–play, 63–yd. drive as Kaepernick connected with TE Vernon Davis for a 28–yd. TD pass to regain the lead 20–17 with 10:37 remaining. The Packers countered with an 11–play, 61–yd. drive as K Mason Crosby tied the score at 20–20 with a 24–yd. FG. With 5:06 remaining, the 49ers were able to hold onto the ball for the rest of the game, picking up five first downs en route to the GB 15–yd. line where K Phil Dawson connected on a game–winning 33–yd. FG as time expired.

<b>49ers</b>	6	7	0	10	–	23
<b>Packers</b>	0	10	0	10	–	20

- SF – Dawson 22 FG
- SF – Dawson 25 FG
- GB – Nelson 5 pass from Rodgers (Crosby kick)
- SF – Gore 10 run (Dawson kick)
- GB – Crosby 34 FG
- GB – Kuhn 1 run (Crosby kick)
- SF – Davis 28 pass from Kaepernick (Dawson kick)
- GB – Crosby 24 FG
- SF – Dawson 33 FG

**49ers 23, Panthers 10**  
**NFC Divisional Playoff**  
**January 12 at Bank of America Stadium**  
**(Charlotte, NC)**

The 49ers defeated the Carolina Panthers, 23–10, at Bank of America Stadium and advanced to the NFC Championship Game for the third consecutive year. The 49ers received the opening kickoff and drove 49 yds. in 13 plays as K Phil Dawson connected on a 49–yd. FG to give San Francisco an early 3–0 lead. On the fifth play of the ensuing drive, Panthers QB Cam Newton’s pass was deflected into the air and intercepted by LB Patrick Willis. San Francisco turned the takeaway into points when Dawson made a 33–yd. FG with 4:38 remaining in the 1st qtr. The Panthers put together an 8–play, 65–yd. drive before the 49ers made a spectacular goal–line stand and forced a turnover on downs at the SF 1–yd. line. On the first play following a San Francisco punt, Cam Newton found WR Steve Smith in the end zone for a 31–yd. TD pass to give Carolina a 7–6 lead. On the Panthers next possession, they drove 73 yds. in 13 plays and K Graham Gano made a 24–yd. FG to extend their lead to 10–6. San Francisco then engineered a 12–play, 80–yd. drive and TE Vernon Davis caught a 1–yd. TD pass from QB Colin Kaepernick with just 5 seconds remaining in the first half. The teams went into the locker rooms at halftime with the 49ers leading 13–10. The 49ers forced a three–and–out on the opening possession of the first half. On the ensuing possession, Kaepernick completed 2 of 2 pass atts. to WR Anquan Boldin for 61 yds. and scored on a 4–yd. TD run to extend the Niners lead to 20–10. The 49ers extended the lead to 23–10 on their next possession when Dawson made a 34–yd. FG to cap off a 13–play, 73–yd. drive. With 4:34 remaining in the game, 49ers S Donte Whitner intercepted a pass by Cam Newton at the SF 9–yd. line and San Francisco proceeded to run down the clock before turning the ball over on downs with just 12 seconds remaining. Carolina then came up empty handed in their last–ditch effort to add points to the scoreboard.

<b>49ers</b>	6	7	7	3	–	23
<b>Panthers</b>	0	10	0	0	–	10

- SF – Dawson 49 FG
- SF – Dawson 33 FG
- CAR – Smith 31 pass from Newton (Gano kick)
- CAR – Gano 24 FG
- SF – Davis 1 pass from Kaepernick (Dawson kick)
- SF – Kaepernick 4 run (Dawson kick)
- SF – Dawson 34 FG

**49ers 17, Seahawks 23**  
**NFC Championship**  
**January 19 at CenturyLink Field**  
**(Seattle, WA)**

The 49ers dropped a hard–fought battle with the Seahawks in the NFC Championship Game, 23–17. On the first play of the game, 49ers LB Aldon Smith sacked Seahawks QB Russell Wilson, forcing and recovering a fumble. The takeaway led to a 25–yd. FG by K Phil Dawson to give San Francisco an early 3–0 lead. After a punt by each team, the 49ers engineered an 8–play, 86–yd. drive, including a 58–yd. run by QB Colin Kaepernick, which was capped off with a 1–yd. TD run by RB Anthony Dixon. Kaepernick’s 58–yd. rush is the longest run by a quarterback in NFL postseason history. On the ensuing possession, the Seahawks drove 62 yds. in 9 plays and K Steven Hauschka connected on a 32–yd. FG with 5:47 remaining in the first half to make the score 10–3. With neither side able to score on their final possession of the 2nd qtr., the teams entered the locker rooms at halftime with a score of 10–3. The 49ers punted on the opening series of the second half. Seattle then drove 60 yds. in 4 plays, including a 40–yd. TD run by RB Marshawn Lynch, to tie the game at 10–10. San Francisco responded with a 6–play, 83–yd. drive that was capped off with a 26–yd. TD pass from Kaepernick to WR Anquan Boldin, giving the Niners a 17–10 lead. Seahawks WR Doug Baldwin took the ensuing kickoff 69 yds., which set up a 40–yd. FG six plays later to make the score 17–13 with 3:55 remaining in the 3rd qtr. Following a punt by the 49ers, Seattle put together an 8–play, 62–yd. drive that resulted in points when QB Russell Wilson found WR Jermaine Kearse in the end zone for a 35–yd. TD pass to give Seattle a 20–17 lead. Following a turnover on each of the next three series, Seahawks K Steven Hauschka made the score 23–17 with 3:37 remaining in the game by connecting on a 47–yd. FG. San Francisco proceeded to drive down the field before Kaepernick’s pass intended for WR Michael Crabtree in the corner of the end zone was deflected and intercepted.

<b>49ers</b>	3	7	7	0	–	17
<b>Seahawks</b>	0	3	10	10	–	23

- SF – Dawson 25 FG
- SF – Dixon 1 run (Dawson kick)
- SEA – Hauschka 32 FG
- SEA – Lynch 40 run (Hauschka kick)
- SF – Boldin 26 pass from Kaepernick (Dawson kick)
- SEA – Hauschka 40 FG
- SEA – Kearse 35 pass from Wilson (Hauschka kick)
- SEA – Hauschka 47 FG

# 49ERS NFL COMPOSITE RECORDS (1950-PRESENT)

CURRENT NFC TEAMS				CURRENT AFC TEAMS			
OPPONENT	REG. SEASON	PLAYOFFS	TOTAL	OPPONENT	REG. SEASON	PLAYOFFS	TOTAL
Arizona	28-17	-	28-17	Baltimore	1-3	0-1	1-4
Atlanta	45-29-1	1-1	46-30-1	Buffalo	6-5	-	6-5
Carolina	7-11	1-0	8-11	Cincinnati	9-3	2-0	11-3
Chicago	29-29-1	3-0	32-29-1	Cleveland	7-11	-	7-11
Dallas	14-11-1	2-5	16-16-1	Denver	6-6	1-0	7-6
Detroit	36-26-1	1-1	37-27-1	Houston	2-1	-	2-1
Green Bay	27-30-1	3-4	30-34-1	Indianapolis	18-25	-	18-25
Minnesota	18-21-1	4-1	22-22-1	Jacksonville	2-2	-	2-2
New Orleans	46-25-2	1-0	47-25-2	Kansas City	6-5	-	6-5
N.Y. Giants	14-15	4-4	18-19	Miami	5-6	1-0	6-6
Philadelphia	17-12-1	1-0	18-12-1	New England	8-4	-	8-4
Seattle	15-15	0-1	15-16	N.Y. Jets	10-2	-	10-2
St. Louis	63-62-3	1-0	64-62-3	Oakland	6-6	-	6-6
Tampa Bay	17-4	0-1	17-5	Pittsburgh	11-9	-	11-9
Washington	16-9-1	3-1	19-10-1	San Diego	6-6	1-0	7-6
				Tennessee	8-5	-	8-5

## 49ERS CHAMPIONSHIPS (1950-PRESENT)

YEAR	RECORD	FINISH
1970	11-4-1	NFC West Champions
1971	10-6	NFC West Champions
1972	8-6-1	NFC West Champions
1981	16-3	Super Bowl XVI Champions
1983	11-7	NFC West Champions
1984	18-1	Super Bowl XIX Champions
1986	10-6-1	NFC West Champions
1987	13-3	NFC West Champions
1988	13-6	Super Bowl XXIII Champions
1989	17-2	Super Bowl XXIV Champions
1990	15-3	NFC West Champions
1992	15-3	NFC West Champions
1993	11-7	NFC West Champions
1994	16-3	Super Bowl XXIX Champions
1995	11-6	NFC West Champions
1997	14-4	NFC West Champions
2002	11-7	NFC West Champions
2011	14-4	NFC West Champions
2012	13-5-1	NFC Champions

## 49ERS YEARLY RESULTS ALL-AMERICA FOOTBALL CONFERENCE (1946-49)

<b>1946 (9-5)</b>				<b>1948 (12-2)</b>			
<i>Lawrence T. Shaw, Coach</i>				<i>Lawrence T. Shaw, Coach</i>			
L 7	New York Yanks, S-8	21		W 35	Buffalo Bills, A-29	14	
W 21	Miami Seahawks, S-15	14		W 36	Brooklyn Dodgers, S-5	20	
W 32	Brooklyn Dodgers, S-22	13		W 41	New York Yanks, S-12	0	
L 7	at Chicago Rockets, S-29	21		W 36	Los Angeles Dons, S-19	14	
W 34	at Miami Seahawks, O-7	7		W 38	at Buffalo Bills, S-26	28	
W 23	at Los Angeles Dons, O-12	14		W 31	at Chicago Rockets, O-1	14	
L 14	at Buffalo Bisons, O-18	17		W 56	at Baltimore Colts, O-10	14	
W 34	at Cleveland Browns, O-27	20		W 21	at New York Yanks, O-17	7	
W 27	Buffalo Bisons, N-2	14		W 21	Baltimore Colts, O-24	10	
L 7	Cleveland Browns, N-10	14		W 44	Chicago Rockets, N-7	21	
L 9	at New York Yanks, N-17	10		L 7	at Cleveland Browns, N-14	14	
W 30	at Brooklyn Dodgers, N-24	14		W 63	at Brooklyn Dodgers, N-21	40	
W 14	Chicago Rockets, N-30	0		L 28	Cleveland Browns, N-28	31	
W 48	Los Angeles Dons, D-8	7		W 38	at Los Angeles Dons, D-5	21	
<b>307</b>		<b>189</b>		<b>495</b>		<b>248</b>	
<b>1947 (8-4-2)</b>				<b>1949 (9-3/10-4)</b>			
<i>Lawrence T. Shaw, Coach</i>				<i>Lawrence T. Shaw, Coach</i>			
W 23	Brooklyn Dodgers, A-31	7		W 31	Baltimore Colts, A-28	17	
W 17	Los Angeles Dons, S-7	14		W 42	Chicago Hornets, S-4	7	
W 14	Baltimore Colts, S-14	7		W 42	Los Angeles Dons, S-18	14	
L 16	New York Yanks, S-21	21		L 17	at Buffalo Bills, S-25	28	
W 41	at Buffalo Bills, S-28	24		W 42	at Chicago Hornets, S-30	24	
T 28	at Baltimore Colts, O-5	28		W 56	Cleveland Browns, O-9	28	
W 42	Chicago Rockets, O-12	28		W 51	Buffalo Bills, O-16	7	
L 7	Cleveland Browns, O-26	14		L 3	at New York Yanks, O-23	24	
W 26	at Los Angeles Dons, N-2	16		L 28	at Cleveland Browns, O-30	30	
L 16	at New York Yanks, N-9	24		W 28	at Baltimore Colts, N-6	10	
L 14	at Cleveland Browns, N-16	37		W 41	at Los Angeles Dons, 11-13	24	
W 41	at Chicago Rockets, N-21	16		W 35	New York Yanks, N-27	14	
W 21	at Brooklyn Dodgers, N-27	7		<b>416</b>		<b>227</b>	
T 21	Buffalo Bills, D-7	21		<b>AAFC PLAYOFF - DEC. 4</b>			
<b>327</b>		<b>264</b>		(at San Francisco - Kezar)			
				W 17	New York Yanks	7	
				<b>AAFC CHAMPIONSHIP GAMES - DEC. 11</b>			
				(at Cleveland)			
				L 7	at Cleveland Browns	21	



# 49ERS YEARLY RESULTS AND STATISTICS

## NATIONAL FOOTBALL LEAGUE (1950-PRESENT)

### 1950 (3-9)

*Lawrence T. Shaw, Coach*

L	17	New York Yanks (29,600), S-17	21
L	20	Chicago Bears (35,558), S-24	32
L	14	Los Angeles Rams (27,262), O-1	35
L	7	at Detroit (17,337), O-8	24
L	24	at New York Yanks (5,740), O-12	29
W	28	Detroit (27,350), O-22	27
W	17	Baltimore (14,800), O-29	14
L	21	at Los Angeles Rams (15,952), N-5	28
L	14	at Cleveland (28,786), N-12	34
L	0	at Chicago Bears (35,105), N-19	17
L	21	at Green Bay (13,186), N-26	25
W	30	Green Bay (19,204), D-10	14
<b>213</b>			<b>300</b>

#### TEAM STATISTICS

	49ers	Opp
TOTAL FIRST DOWNS	201	204
By Rushing	107	111
By Passing	83	81
By Penalties	11	12
TOTAL YARDS GAINED	3830	3951
By Rushing	1955	1662
By Passing	1875	2289
TOTAL PLAYS FROM SCRIMMAGE	906	903
Rushes	460	443
Average Gain Per Rush	4.25	3.75
FORWARD PASSES ATTEMPTED	326	347
Number Completed	164	164
Per Cent Completed	50.3	47.3
Yards Lost Passing	325	248
Passes Had Intercepted	25	22
Yards Gained Per Pass	5.8	6.6
Yards Gained Per Completion	11.4	14.0
PUNTS	63	62
Total Yardage of Punts	2440	2443
Average Length	38.7	39.4
Net avg. per punt	32.0	32.2
KICKOFF RETURNS	45	61
Total Yards Returned	800	1014
Average Length of Return	20.0	24.7
PENALTIES	93	71
Yards Penalized	851	599
Net Loss/Gain	-252	252
FUMBLES	35	39
Own Fumbles Recovered	14	18
Opponents' Fumbles Recovered	21	21
FIELD GOALS	4	7
Field Goals Attempted	8	14
TOTAL POINTS SCORED	213	300
Touchdowns Scored	29	40
Touchdowns Rushing	14	17
Touchdowns Passing	14	16
Touchdown Returns	1	7
Extra Points	27	35
Safeties	0	2

#### SCORING

	TDs	Ru	Pa	Int	Fu	KO	Pu	PAT	FG	S	Pts
<i>Soltau, Gordy</i>	1	0	1	0	0	0	0	26/28	4/7	0	44
Perry, Joe	6	5	1	0	0	0	0	0/0	0/0	0	36
Cason, Jim	4	1	3	0	0	0	0	0/0	0/0	0	24
Albert, Frank	3	3	0	0	0	0	0	0/0	0/0	0	18
Beals, Alyn	3	0	3	0	0	0	0	0/0	0/0	0	18
Strzykalski, John	3	2	1	0	0	0	0	0/0	0/0	0	18
<i>Sitko, Emil</i>	3	1	2	0	0	0	0	0/0	0/0	0	18
Gehrke, Fred	2	1	1	0	0	0	0	0/0	0/0	0	12
Banducci, Bruno	1	0	1	0	0	0	0	0/0	0/0	0	6
Livingston, Howie	1	0	0	1	0	0	0	0/0	0/0	0	6
Salata, Paul	1	0	1	0	0	0	0	0/0	0/0	0	6
Standlee, Norm	1	1	0	0	0	0	0	0/0	0/0	0	6
<i>Nix, Jack</i>	0	0	0	0	0	0	0	1/1	0/0	0	1
<b>49ERS</b>	<b>29</b>	<b>14</b>	<b>14</b>	<b>1</b>	<b>0</b>	<b>0</b>	<b>0</b>	<b>27/29</b>	<b>4/7</b>	<b>0</b>	<b>213</b>
<b>OPPONENTS</b>	<b>40</b>	<b>17</b>	<b>16</b>	<b>3</b>	<b>3</b>	<b>1</b>	<b>0</b>	<b>35/39</b>	<b>7/14</b>	<b>2</b>	<b>300</b>

Rookie Names in Italic

	Att	Yds	Avg	LG	TD			
<b>RUSHING</b>								
Perry, Joe	124	647	5.2	78t	5			
Strzykalski, John	136	612	4.5	38	2			
Albert, Frank	53	272	5.1	42	3			
Cason, Jim	38	129	3.4	24t	1			
<i>Sitko, Emil</i>	23	105	4.6	15	1			
Cathcart, Sam	33	76	2.3	17	0			
Gehrke, Fred	22	69	3.1	12	1			
Standlee, Norm	12	23	1.9	8	1			
Wagner, Lowell	2	5	2.5	3	0			
Cathcart, Royal	3	5	1.7	3	0			
<i>Powers, Jim</i>	3	4	1.3	3	0			
Lillywhite, Verl	7	4	0.6	5	0			
Garlin, Don	3	3	1.0	2	0			
Shoener, Hal	1	1	1.0	1	0			
<b>49ERS</b>	<b>460</b>	<b>1955</b>	<b>4.3</b>	<b>78t</b>	<b>14</b>			
<b>OPPONENTS</b>	<b>443</b>	<b>1662</b>	<b>3.8</b>	<b>57t</b>	<b>17</b>			
<b>RECEIVING</b>	<b>No</b>	<b>Yds</b>	<b>Avg</b>	<b>LG</b>	<b>TD</b>			
Loyd, Alex	32	402	12.6	38	0			
Cason, Jim	30	374	12.5	43	3			
Strzykalski, John	24	187	7.8	28	1			
Beals, Alyn	22	315	14.3	38	3			
<i>Soltau, Gordy</i>	14	170	12.1	28	1			
Perry, Joe	13	69	5.3	16	1			
<i>Nix, Jack</i>	9	114	12.7	50	0			
Cathcart, Sam	7	99	14.1	24	0			
Salata, Paul	5	46	9.2	17	1			
<i>Sitko, Emil</i>	3	43	14.3	28t	2			
Gehrke, Fred	3	29	9.7	13	1			
Bruce, Gail	1	10	10.0	10	0			
Lillywhite, Verl	1	6	6.0	6	0			
Banducci, Bruno	Lat	11		11t	1			
<b>49ERS</b>	<b>164</b>	<b>1875</b>	<b>11.4</b>	<b>50</b>	<b>14</b>			
<b>OPPONENTS</b>	<b>164</b>	<b>2289</b>	<b>14.0</b>	<b>72t</b>	<b>16</b>			
<b>INTERCEPTIONS</b>	<b>No</b>	<b>Yds</b>	<b>Avg</b>	<b>LG</b>	<b>TD</b>			
<i>Powers, Jim</i>	5	42	8.4	26	0			
Livingston, Howie	4	99	24.8	35t	1			
Wagner, Lowell	4	12	3.0	8	0			
Cathcart, Sam	3	58	19.3	19	0			
Grgich, Visco	1	37	37.0	37	0			
Cason, Jim	1	22	22.0	22	0			
Shoener, Hal	1	14	14.0	14	0			
Lillywhite, Verl	1	11	11.0	11	0			
Wismann, Pete	1	5	5.0	5	0			
Bruce, Gail	1	4	4.0	4	0			
<b>49ERS</b>	<b>22</b>	<b>304</b>	<b>13.8</b>	<b>37</b>	<b>1</b>			
<b>OPPONENTS</b>	<b>25</b>	<b>429</b>	<b>17.2</b>	<b>50</b>	<b>3</b>			
<b>KICKOFF RETURNS</b>	<b>No</b>	<b>Yds</b>	<b>Avg</b>	<b>LG</b>	<b>TD</b>			
Cathcart, Sam	13	311	23.9	62	0			
Perry, Joe	12	223	18.6	27	0			
Shoener, Hal	4	53	13.3	17	0			
Gehrke, Fred	2	57	28.5	32	0			
Cason, Jim	2	48	24.0	25	0			
Lillywhite, Verl	2	36	18.0	21	0			
Garlin, Don	1	24	24.0	24	0			
Sandifer, Dan	1	19	19.0	19	0			
Standlee, Norm	1	17	17.0	17	0			
<i>Matthews, Clay</i>	1	10	10.0	10	0			
Evans, Ray	1	2	2.0	2	0			
<b>49ERS</b>	<b>40</b>	<b>800</b>	<b>20.0</b>	<b>62</b>	<b>0</b>			
<b>OPPONENTS</b>	<b>41</b>	<b>1014</b>	<b>24.7</b>	<b>37</b>	<b>1</b>			
<b>PUNT RETURNS</b>	<b>No</b>	<b>Yds</b>	<b>Avg</b>	<b>LG</b>	<b>TD</b>			
Cason, Jim	11	173	15.7	33	0			
Cathcart, Sam	16	185	11.6	29	0			
Gehrke, Fred	5	44	8.8	19	0			
Wagner, Lowell	1	4	4.0	4	0			
<b>49ERS</b>	<b>33</b>	<b>406</b>	<b>12.3</b>	<b>33</b>	<b>0</b>			
<b>OPPONENTS</b>	<b>37</b>	<b>413</b>	<b>11.2</b>	<b>27</b>	<b>0</b>			
<b>PUNTING</b>	<b>No</b>	<b>Yds</b>	<b>Avg</b>	<b>LG</b>	<b>Bik</b>			
Lillywhite, Verl	26	1016	39.1	57	0			
Albert, Frank	37	1424	38.5	64	1			
<b>49ERS</b>	<b>63</b>	<b>2440</b>	<b>38.7</b>	<b>64</b>	<b>1</b>			
<b>OPPONENTS</b>	<b>62</b>	<b>2443</b>	<b>39.4</b>	<b>57</b>	<b>0</b>			
<b>PASSING</b>	<b>Att</b>	<b>Comp</b>	<b>Pct</b>	<b>Yds</b>	<b>LG</b>	<b>TD</b>	<b>Int</b>	<b>QB</b>
Albert, Frank	306	155	50.7	1767	43	14	23	52.3
<i>Powers, Jim</i>	20	9	45.0	108	50	0	2	22.5
<b>49ERS</b>	<b>326</b>	<b>164</b>	<b>50.3</b>	<b>1875</b>	<b>50</b>	<b>14</b>	<b>25</b>	<b>50.3</b>
<b>OPPONENTS</b>	<b>347</b>	<b>164</b>	<b>47.3</b>	<b>2289</b>	<b>72t</b>	<b>16</b>	<b>22</b>	<b>57.9</b>

1951 (7-4-1)

Lawrence T. Shaw, Coach

W	24	Cleveland (48,263), S-30	10
L	14	at Philadelphia (23,827), 0-6	21
W	28	at Pittsburgh (27,124), 0-14	24
L	7	at Chicago Bears (42,296), 0-21	13
W	44	Los Angeles Rams (49,538), 0-28	17
L	16	at Los Angeles Rams (54,346), N-4	23
W	19	New York Yanks (25,538), N-11	14
L	21	Chicago Cards (19,658), N-18	27
T	10	at New York Yanks (10,184), N-25	10
W	20	at Detroit (46,467), D-2	10
W	31	Green Bay (15,121), D-9	19
W	21	Detroit (27,276), D-16	17
<b>255</b>			<b>205</b>

TEAM STATISTICS

	49ers	Opp
TOTAL FIRST DOWNS	237	188
By Rushing	134	91
By Passing	92	84
By Penalties	11	13
TOTAL YARDS GAINED	4321	3862
By Rushing	2366	1549
By Passing	1955	2313
TOTAL PLAYS FROM SCRIMMAGE	915	900
Rushes	523	417
Average Gain Per Rush	4.5	3.7
FORWARD PASSES ATTEMPTED	281	353
Number Completed	154	158
Per Cent Completed	54.8	44.8
Yards Lost Passing	308	212
Passes Had Intercepted	9	33
Yards Gained Per Pass	7.0	6.5
Yards Gained Per Completion	12.7	14.6
PUNTS	54	70
Total Yardage of Punts	2354	2826
Average Length	43.6	40.4
Net avg. per punt	39.4	33.4
KICKOFF RETURNS	53	49
Total Yards Returned	820	957
Average Length of Return	21.6	21.8
PENALTIES	75	68
Yards Penalized	694	526
Net Loss/Gain	-168	168
FUMBLES	26	22
Own Fumbles Recovered	6	13
Opponents' Fumbles Recovered	9	20
FIELD GOALS	6	13
Field Goals Attempted	18	24
TOTAL POINTS SCORED	255	205
Touchdowns Scored	34	24
Touchdowns Rushing	19	9
Touchdowns Passing	14	15
Touchdown Returns	1	0
Extra Points	31	22
Safeties	1	0

SCORING

	Tds	Ru	Pa	Int	Fu	KO	Pu	PAT	FG	S	Pts
SoItau, Gordy	7	0	7	0	0	0	0	30/32	6/18	0	90
Arenas, Joe	4	3	1	0	0	0	0	0/0	0/0	0	24
Perry, Joe	4	3	1	0	0	0	0	0/0	0/0	0	24
Albert, Frank	3	3	0	0	0	0	0	0/0	0/0	0	18
Strzykalski, John	3	3	0	0	0	0	0	0/0	0/0	0	18
Wilson, Billy	3	0	3	0	0	0	0	0/0	0/0	0	18
Lillywhite, Verl	2	1	1	0	0	0	0	0/0	0/0	0	12
Monachino, Jim	2	2	0	0	0	0	0	0/0	0/0	0	12
Schabarum, Pete	2	2	0	0	0	0	0	0/0	0/0	0	12
Cason, Jim	1	0	0	1	0	0	0	0/0	0/0	0	6
Jessup, Bill	1	0	1	0	0	0	0	0/0	0/0	0	6
Nomellini, Leo	1	0	0	0	0	0	1	0/0	0/0	0	6
Tittle, Y.A.	1	1	0	0	0	0	0	0/0	0/0	0	6
Tanner, Hampton	0	0	0	0	0	0	0	0/0	0/0	1	2
Bruce, Gail	0	0	0	0	0	0	0	1/1	0/0	0	1
<b>49ERS</b>	<b>34</b>	<b>18</b>	<b>14</b>	<b>1</b>	<b>0</b>	<b>0</b>	<b>1</b>	<b>31/33</b>	<b>6/18</b>	<b>1</b>	<b>255</b>
<b>OPPONENTS</b>	<b>24</b>	<b>9</b>	<b>15</b>	<b>0</b>	<b>0</b>	<b>0</b>	<b>0</b>	<b>22/24</b>	<b>13/24</b>	<b>0</b>	<b>205</b>

Rookie Names in Italic

	Att	Yds	Avg	LG	TD
Perry, Joe	136	677	5.0	58t	3
Lillywhite, Verl	67	397	5.9	60t	1
Schabarum, Pete	76	311	4.1	67	2
Strzykalski, John	81	296	3.7	13	3
Arenas, Joe	34	183	5.4	15	3
Strickland, Bishop	34	165	4.9	15	0
Albert, Frank	35	146	4.2	34	3
Monachino, Jim	21	74	3.5	7	2
Standlee, Norm	16	65	4.1	13	0
White, Bob	8	33	4.1	9	0
Tittle, Y.A.	13	18	1.4	5	1
Cason, Jim	1	5	5.0	5	0
SoItau, Gordy	1	-4	-4.0	-4	0
<b>49ERS</b>	<b>523</b>	<b>2366</b>	<b>4.5</b>	<b>67</b>	<b>18</b>
<b>OPPONENTS</b>	<b>417</b>	<b>1549</b>	<b>3.7</b>	<b>61</b>	<b>9</b>

	No	Yds	Avg	LG	TD
SoItau, Gordy	59	826	14.0	48t	7
Wilson, Billy	18	268	14.9	38	3
Perry, Joe	18	167	9.3	35	1
Beals, Alyn	12	126	10.5	22	0
Strzykalski, John	12	105	8.8	13	0
Lillywhite, Verl	11	125	11.4	29	1
Schabarum, Pete	10	162	16.2	47	0
Jessup, Bill	7	99	14.1	31	1
White, Bob	3	36	12.0	22	0
Arenas, Joe	1	12	12.0	12t	1
Berry, Rex	1	12	12.0	12	0
Cason, Jim	1	8	8.0	8	0
Monachino, Jim	1	6	6.0	6	0
Johnson, Bill	0	3	0.0	3	0
<b>49ERS</b>	<b>154</b>	<b>1955</b>	<b>12.7</b>	<b>48t</b>	<b>14</b>
<b>OPPONENTS</b>	<b>158</b>	<b>2313</b>	<b>14.6</b>	<b>81t</b>	<b>15</b>

	No	Yds	Avg	LG	TD
Wagner, Lowell	9	115	12.8	40	0
Cason, Jim	8	147	18.4	65t	1
Berry, Rex	4	77	19.3	38	0
Powers, Jim	4	73	18.3	28	0
Lillywhite, Verl	3	47	15.7	24	0
Wismann, Pete	2	12	6.0	10	0
Carapella, Al	1	11	11.0	11	0
White, Bob	1	11	11.0	11	0
Brown, Hardy	1	5	5.0	5	0
<b>49ERS</b>	<b>33</b>	<b>498</b>	<b>15.1</b>	<b>65t</b>	<b>1</b>
<b>OPPONENTS</b>	<b>19</b>	<b>223</b>	<b>11.7</b>	<b>62</b>	<b>0</b>

	No	Yds	Avg	LG	TD
Arenas, Joe	21	542	25.8	49	0
Cason, Jim	10	196	19.6	41	0
Nomellini, Leo	2	27	13.5	16	0
Perry, Joe	1	32	32.0	32	0
Strickland, Bishop	1	14	14.0	14	0
Collins, Ray	1	6	6.0	6	0
Banducci, Bruno	1	3	3.0	3	0
Wilson, Billy	1	0	0.0	0	0
<b>49ERS</b>	<b>38</b>	<b>820</b>	<b>21.6</b>	<b>49</b>	<b>0</b>
<b>OPPONENTS</b>	<b>44</b>	<b>957</b>	<b>21.8</b>	<b>63</b>	<b>0</b>

	No	Yds	Avg	LG	TD
Arenas, Joe	21	272	13.0	51	0
Cason, Jim	13	115	8.9	20	0
Nomellini, Leo	1	20	20.0	20t	1
<b>49ERS</b>	<b>35</b>	<b>407</b>	<b>11.6</b>	<b>51</b>	<b>1</b>
<b>OPPONENTS</b>	<b>21</b>	<b>140</b>	<b>6.7</b>	<b>58</b>	<b>0</b>

	No	Yds	Avg	LG	Bik
Albert, Frank	34	1506	44.3	66	0
Lillywhite, Verl	20	848	42.4	75	0
<b>49ERS</b>	<b>54</b>	<b>2354</b>	<b>43.6</b>	<b>75</b>	<b>0</b>
<b>OPPONENTS</b>	<b>70</b>	<b>2826</b>	<b>40.4</b>	<b>67</b>	<b>1</b>

	Att	Comp	Pct	Yds	LG	TD	Int	QB
Tittle, Y.A.	114	63	55.3	808	48t	8	9	68.2
Albert, Frank	166	90	54.2	1116	47	5	10	60.2
Perry, Joe	1	1	100.0	31	31t	1	0	158.3
<b>49ERS</b>	<b>281</b>	<b>154</b>	<b>54.8</b>	<b>1955</b>	<b>48t</b>	<b>14</b>	<b>19</b>	<b>65.2</b>
<b>OPPONENTS</b>	<b>353</b>	<b>158</b>	<b>44.8</b>	<b>2313</b>	<b>81t</b>	<b>15</b>	<b>33</b>	<b>41.9</b>

1952 (7-5)

Lawrence T. Shaw, Coach

W	17	Detroit (52,750), S-28	3
W	37	at Dallas Texans (12,566), O-5	14
W	28	at Detroit (42,842), O-12	0
W	40	at Chicago Bears (46,338), O-19	16
W	48	Dallas Texans (26,887), O-26	21
L	17	Chicago Bears (58,255), N-2	20
L	14	at New York Giants (54,230), N-9	23
W	23	at Washington (30,863), N-16	17
L	9	at Los Angeles Rams (64,450), N-23	35
L	21	Los Angeles Rams (49,420), N-30	34
L	7	Pittsburgh (13,886), D-7	24
W	24	Green Bay (17,579), D-14	14
<b>285</b>			<b>221</b>

TEAM STATISTICS

	49ers	Opp
TOTAL FIRST DOWNS	213	167
By Rushing	97	81
By Passing	104	76
By Penalties	12	10
TOTAL YARDS GAINED	4276	3495
By Rushing	1905	1566
By Passing	2371	1929
TOTAL PLAYS FROM SCRIMMAGE	884	887
Rushes	421	412
Average Gain Per Rush	5.0	3.8
FORWARD PASSES ATTEMPTED	342	342
Number Completed	174	151
Per Cent Completed	51.8	44.2
Yards Lost Passing	396	291
Passes Had Intercepted	23	17
Yards Gained Per Pass	5.8	4.8
Yards Gained Per Completion	13.6	12.8
PUNTS	68	78
Total Yardage of Punts	2899	3218
Average Length	42.6	41.3
Net avg. per punt	36.8	34.6
KICKOFF RETURNS	58	50
Total Yards Returned	798	1242
Average Length of Return	22.2	23.9
PENALTIES	79	65
Yards Penalized	628	530
Net Loss/Gain	-98	98
FUMBLES	26	31
Own Fumbles Recovered	13	13
Opponents' Fumbles Recovered	18	13
FIELD GOALS	6	10
Field Goals Attempted	12	21
TOTAL POINTS SCORED	285	221
Touchdowns Scored	38	27
Touchdowns Rushing	16	10
Touchdowns Passing	19	15
Touchdown Returns	3	2
Extra Points	35	27
Field Goals	6	10
Safeties	2	1

SCORING

	TDs	Ru	Pa	Int	Fu	KO	Pu	PAT	FG	S	Pts
SoItau, Gordy	7	0	7	0	0	0	0	36/34	12/6	0	94
McElhenny, Hugh	10	6	3	0	0	0	1	0/0	0/0	0	60
Perry, Joe	8	8	0	0	0	0	0	0/0	0/0	0	48
White, Bob	3	1	2	0	0	0	0	0/0	0/0	0	18
Wilson, Billy	3	0	3	0	0	0	0	0/0	0/0	0	18
O'Donahue, Pat	1	0	0	0	0	0	1	1/1	0/0	0	7
Albert, Frank	1	1	0	0	0	0	0	0/0	0/0	0	6
Aldridge, Ben	1	0	1	0	0	0	0	0/0	0/0	0	6
Arenas, Joe	1	0	1	0	0	0	0	0/0	0/0	0	6
Boone, J.R.	1	0	1	0	0	0	0	0/0	0/0	0	6
Burke, Don	1	0	0	1	0	0	0	0/0	0/0	0	6
Jessup, Bill	1	0	1	0	0	0	0	0/0	0/0	0	6
Momsen, Bob	0	0	0	0	0	0	0	0/0	0/0	1	2
Powell, Charlie	0	0	0	0	0	0	0	0/0	0/0	1	2
<b>49ERS</b>	<b>38</b>	<b>16</b>	<b>19</b>	<b>1</b>	<b>0</b>	<b>0</b>	<b>2</b>	<b>35/37</b>	<b>6/12</b>	<b>2</b>	<b>285</b>
<b>OPPONENTS</b>	<b>27</b>	<b>10</b>	<b>15</b>	<b>0</b>	<b>1</b>	<b>0</b>	<b>1</b>	<b>27/27</b>	<b>10/21</b>	<b>1</b>	<b>221</b>

Rookie Names in Italic

RUSHING	Att	Yds	Avg	LG	TD
Perry, Joe	158	725	4.6	78t	8
McElhenny, Hugh	98	684	7.0	89t	6
Arenas, Joe	44	183	4.2	14	0
Albert, Frank	22	87	4.0	29	1
Boone, J.R.	24	72	3.0	12	0
Strzykalski, John	16	53	3.3	11	0
Aldridge, Ben	13	36	2.8	11	0
White, Bob	24	33	1.4	17	1
Cathcart, Sam	6	21	3.5	7	0
Standlee, Norm	2	8	4.0	9	0
Berry, Rex	1	7	7.0	7	0
Nomellini, Leo	1	5	5.0	5	0
Meyers, Bob	1	2	2.0	2	0
Tittle, Y.A.	11	-11	-1.0	4	0
<b>49ERS</b>	<b>421</b>	<b>1905</b>	<b>4.5</b>	<b>89t</b>	<b>16</b>
<b>OPPONENTS</b>	<b>412</b>	<b>1566</b>	<b>3.8</b>	<b>51</b>	<b>10</b>

RECEIVING	No	Yds	Avg	LG	TD
SoItau, Gordy	55	774	14.1	49t	7
McElhenny, Hugh	26	367	14.1	77	3
Boone, J.R.	25	461	18.4	53	1
Wilson, Billy	23	304	13.2	40	3
Perry, Joe	15	81	5.4	17	0
White, Bob	12	173	14.4	60	2
Jessup, Bill	6	108	18.0	58	1
Arenas, Joe	5	47	9.4	14	1
Aldridge, Ben	4	22	5.5	16	1
Cathcart, Sam	2	15	7.5	13	0
Henke, Ed	1	13	13.0	13	0
Wagner, Lowell	1	6	6.0	6	0
Strzykalski, John	1	4	4.0	4	0
Banducci, Bruno	1	-4	-4.0	-4	0
<b>49ERS</b>	<b>177</b>	<b>2371</b>	<b>13.4</b>	<b>77</b>	<b>19</b>
<b>OPPONENTS</b>	<b>151</b>	<b>1929</b>	<b>12.8</b>	<b>90t</b>	<b>15</b>

INTERCEPTIONS	No	Yds	Avg	LG	TD
Wagner, Lowell	6	69	11.5	30	0
Cathcart, Sam	3	64	21.3	30	0
Powers, Jim	2	37	18.5	23	0
Berry, Rex	2	27	13.5	23	0
Cason, Jim	2	4	2.0	4	0
Burke, Don	1	35	35.0	35t	1
Brown, Hardy	1	16	16.0	16	0
<b>49ERS</b>	<b>17</b>	<b>252</b>	<b>14.8</b>	<b>35t</b>	<b>1</b>
<b>OPPONENTS</b>	<b>23</b>	<b>299</b>	<b>13.0</b>	<b>38</b>	<b>0</b>

KICKOFF RETURNS	No	Yds	Avg	LG	TD
Arenas, Joe	11	291	26.5	47	0
McElhenny, Hugh	18	396	22.0	40	0
Brown, Hardy	2	31	15.5	23	0
O'Donahue, Pat	2	17	8.5	10	0
Burke, Don	1	25	25.0	25	0
Cathcart, Sam	1	20	20.0	20	0
Nomellini, Leo	1	18	18.0	18	0
<b>49ERS</b>	<b>36</b>	<b>798</b>	<b>22.2</b>	<b>47</b>	<b>0</b>
<b>OPPONENTS</b>	<b>52</b>	<b>1242</b>	<b>23.9</b>	<b>52</b>	<b>0</b>

PUNT RETURNS	No	Yds	Avg	LG	TD
McElhenny, Hugh	20	284	14.2	94t	1
Boone, J.R.	11	66	6.0	17	0
Arenas, Joe	7	40	5.7	13	0
Cathcart, Sam	1	23	23.0	23	0
O'Donahue, Pat	1	23	23.0	23t	1
<b>49ERS</b>	<b>40</b>	<b>436</b>	<b>10.9</b>	<b>94t</b>	<b>2</b>
<b>OPPONENTS</b>	<b>29</b>	<b>359</b>	<b>12.4</b>	<b>82t</b>	<b>1</b>

PUNTING	No	Yds	Avg	LG	Bik
Albert, Frank	68	2899	42.6	70	0
<b>49ERS</b>	<b>68</b>	<b>2899</b>	<b>42.6</b>	<b>70</b>	<b>0</b>
<b>OPPONENTS</b>	<b>78</b>	<b>3218</b>	<b>41.3</b>	<b>66</b>	<b>0</b>

PASSING	Att	Comp	Pct	Yds	LG	TD	Int	QB
Albert, Frank	129	71	55.0	964	60t	8	10	67.5
Tittle, Y.A.	208	106	51.0	1407	77	11	12	66.3
Arenas, Joe	1	0	0.0	0	0	0	0	39.6
Cathcart, Sam	1	0	0.0	0	0	0	1	0.0
Powers, Jim	1	0	0.0	0	0	0	0	39.6
Perry, Joe	2	0	0.0	0	0	0	0	39.6
<b>49ERS</b>	<b>342</b>	<b>177</b>	<b>51.8</b>	<b>2371</b>	<b>77</b>	<b>19</b>	<b>23</b>	<b>64.6</b>
<b>OPPONENTS</b>	<b>342</b>	<b>151</b>	<b>44.2</b>	<b>1929</b>	<b>90t</b>	<b>15</b>	<b>17</b>	<b>56.3</b>

1953 (9-3)

Lawrence T. Shaw, Coach

W	31	Philadelphia (25,000), S-27	21
W	31	Los Angeles Rams (41,446), O-4	30
L	21	at Detroit (56,080), O-11	24
W	35	at Chicago Bears (36,909), O-18	28
L	10	Detroit (52,300), O-25	14
W	24	Chicago Bears (26,308), N-1	14
W	31	at Los Angeles Rams (85,856), N-8	27
L	21	at Cleveland (80,698), N-15	23
W	37	at G.B. in Milwaukee (16,378), N-22	7
W	38	at Baltimore (26,005), N-29	21
W	48	Green Bay (31,337), D-6	14
W	45	Baltimore (23,932), D-13	14
<b>372</b>			<b>237</b>

TEAM STATISTICS	49ers	Opp
TOTAL FIRST DOWNS	243	206
By Rushing	128	99
By Passing	99	95
By Penalties	16	12
TOTAL YARDS GAINED	4398	3425
By Rushing	2230	1548
By Passing	2168	1877
TOTAL PLAYS FROM SCRIMMAGE	825	830
Rushes	443	398
Average Gain Per Rush	5.0	3.9
FORWARD PASSES ATTEMPTED	322	356
Number Completed	174	173
Per Cent Completed	54.0	48.6
Yards Lost Passing	239	223
Passes Had Intercepted	19	23
Yards Gained Per Pass	6.7	5.3
Yards Gained Per Completion	12.5	10.8
PUNTS	42	60
Total Yardage of Punts	1706	2457
Average Length	40.6	41.0
Net avg. per punt	37.5	35.8
KICKOFF RETURNS	49	69
Number Returned	43	59
Total Yards Returned	1105	1264
Average Length of Return	25.7	21.4
PENALTIES	90	71
Yards Penalized	772	615
Net Loss/Gain	-157	157
FUMBLES	28	33
Own Fumbles Recovered	9	16
Opponents' Fumbles Recovered	17	19
FIELD GOALS	10	9
Field Goals Attempted	13	16
TOTAL POINTS SCORED	372	237
Touchdowns Scored	49	30
Touchdowns Rushing	26	12
Touchdowns Passing	22	17
Touchdown Returns	1	1
Extra Points	48	30
Field Goals	10	9
Safeties	0	0

SCORING	TDs	Ru	Pa	Int	Fu	KO	Pu	PAT	FG	S	Pts
SoItau, Gordy	6	0	6	0	0	0	0	48/49	10/15	0	114
Perry, Joe	13	10	3	0	0	0	0	0/0	0/3	0	78
Wilson, Billy	10	0	10	0	0	0	0	0/0	0/0	0	60
Arenas, Joe	7	6	1	0	0	0	0	0/0	0/0	0	42
Tittle, Y.A.	6	6	0	0	0	0	0	0/0	0/0	0	36
McElhenny, Hugh	5	3	2	0	0	0	0	0/0	0/0	0	30
Berry, Rex	1	0	0	1	0	0	0	0/0	0/0	0	6
Mixon, Billy	1	1	0	0	0	0	0	0/0	0/0	0	6
<b>49ERS</b>	<b>49</b>	<b>26</b>	<b>22</b>	<b>1</b>	<b>0</b>	<b>0</b>	<b>0</b>	<b>48/49</b>	<b>10/18</b>	<b>0</b>	<b>372</b>
<b>OPPONENTS</b>	<b>30</b>	<b>12</b>	<b>17</b>	<b>0</b>	<b>1</b>	<b>0</b>	<b>0</b>	<b>30/30</b>	<b>9/16</b>	<b>0</b>	<b>237</b>

RUSHING	Att	Yds	Avg	LG	TD
Perry, Joe	192	1018	5.3	51t	10
McElhenny, Hugh	112	503	4.5	33	3
Arenas, Joe	72	380	5.3	60t	6
Mixon, Billy	25	176	7.0	33	1
Schabarum, Pete	18	104	5.8	23	0
Tittle, Y.A.	14	41	2.9	14	6
Monachino, Jim	4	10	2.5	5	0
Wagner, Lowell	1	4	4.0	4	0
Ledyard, Hal	1	3	3.0	3	0
Bahnsen, Ken	1	1	1.0	1	0
Powers, Jim	3	-10	-3.3	0	0
<b>49ERS</b>	<b>443</b>	<b>2230</b>	<b>5.0</b>	<b>60t</b>	<b>26</b>
<b>OPPONENTS</b>	<b>398</b>	<b>1548</b>	<b>3.9</b>	<b>48</b>	<b>12</b>

RECEIVING	No	Yds	Avg	LG	TD
Wilson, Billy	51	840	16.5	61t	10
SoItau, Gordy	43	620	14.4	54t	6
McElhenny, Hugh	30	474	15.8	71	2
Perry, Joe	19	191	10.1	60t	3
Arenas, Joe	10	113	11.3	38	1
Schabarum, Pete	10	96	9.6	31	0
Babcock, Harry	7	59	8.4	13	0
Monachino, Jim	2	9	4.5	9	0
Mixon, Billy	1	7	7.0	7	0
Hogland, Doug	1	-2	-2.0	-2	0
<b>49ERS</b>	<b>174</b>	<b>2407</b>	<b>13.8</b>	<b>71</b>	<b>22</b>
<b>OPPONENTS</b>	<b>173</b>	<b>2100</b>	<b>12.1</b>	<b>66t</b>	<b>17</b>

INTERCEPTIONS	No	Yds	Avg	LG	TD
Berry, Rex	7	142	20.3	29	1
Wagner, Lowell	6	135	22.5	32	0
Bruney, Fred	5	59	11.8	23	0
Arenas, Joe	2	29	14.5	17	0
Morton, John	2	16	8.0	9	0
Brown, Hardy	1	7	7.0	7	0
<b>49ERS</b>	<b>23</b>	<b>388</b>	<b>16.9</b>	<b>32</b>	<b>1</b>
<b>OPPONENTS</b>	<b>19</b>	<b>204</b>	<b>10.7</b>	<b>30</b>	<b>0</b>

KICKOFF RETURNS	No	Yds	Avg	LG	TD
Arenas, Joe	16	551	34.4	82	0
McElhenny, Hugh	15	368	24.5	55	0
Schabarum, Pete	2	50	25.0	27	0
Bruney, Fred	2	46	23.0	25	0
Perry, Joe	2	21	10.5	11	0
Babcock, Harry	2	3	1.5	3	0
Berry, Rex	1	37	37.0	37	0
Bahnsen, Ken	1	21	21.0	21	0
Nomellini, Leo	1	5	5.0	5	0
Brown, Hardy	1	3	3.0	3	0
<b>49ERS</b>	<b>43</b>	<b>1105</b>	<b>25.7</b>	<b>82</b>	<b>0</b>
<b>OPPONENTS</b>	<b>59</b>	<b>1264</b>	<b>21.4</b>	<b>78</b>	<b>0</b>

PUNT RETURNS	No	Yds	Avg	LG	TD
McElhenny, Hugh	15	104	6.9	25	0
Arenas, Joe	8	93	11.6	50	0
Berry, Rex	7	42	6.0	17	0
Schabarum, Pete	2	0	0.0	0	0
Bruney, Fred	1	11	11.0	11	0
<b>49ERS</b>	<b>33</b>	<b>250</b>	<b>7.6</b>	<b>50</b>	<b>0</b>
<b>OPPONENTS</b>	<b>27</b>	<b>109</b>	<b>4.0</b>	<b>13</b>	<b>0</b>

PUNTING	No	Yds	Avg	LG	Blk
Powers, Jim	42	1706	40.6	55	1
<b>49ERS</b>	<b>42</b>	<b>1706</b>	<b>40.6</b>	<b>55</b>	<b>1</b>
<b>OPPONENTS</b>	<b>60</b>	<b>2457</b>	<b>41.0</b>	<b>61</b>	<b>0</b>

PASSING	Att	Comp	Pct	Yds	LG	TD	Int	QB
Tittle, Y.A.	259	149	57.5	2121	71t	20	16	84.2
Powers, Jim	49	22	44.9	259	28	1	2	51.3
McElhenny, Hugh	3	2	66.7	13	11t	1	0	115.3
Perry, Joe	1	1	100.0	14	14	0	0	118.8
Arenas, Joe	1	0	0.0	0	0	0	0	39.6
Ledyard, Hal	9	0	0.0	0	0	0	0	39.6
<b>49ERS</b>	<b>322</b>	<b>174</b>	<b>54.0</b>	<b>2407</b>	<b>71t</b>	<b>22</b>	<b>18</b>	<b>77.8</b>
<b>OPPONENTS</b>	<b>356</b>	<b>173</b>	<b>48.6</b>	<b>1877</b>	<b>66t</b>	<b>17</b>	<b>23</b>	<b>53.6</b>

Rookie Names in Italic

1954 (7-4-1)

Lawrence T. Shaw, Coach

W	41	Washington (32,085), S-26	7
T	24	at Los Angeles Rams (79,208), O-3	24
W	23	at G.B. in Milwaukee (15,571), O-10	17
W	27	at Chicago Bears (42,935), O-17	24
W	37	Detroit (58,891), O-24	31
L	27	Chicago Bears (49,833), O-31	31
L	34	Los Angeles Rams (58,758), N-7	42
L	7	at Detroit (58,431), N-14	48
W	31	at Pittsburgh (37,001), N-20	3
L	13	at Baltimore (23,875), N-28	17
W	35	Green Bay (32,012), D-5	0
W	10	Baltimore (25,456), D-11	7
<b>313</b>			<b>251</b>

TEAM STATISTICS

	49ers	Opp
TOTAL FIRST DOWNS	252	207
By Rushing	125	74
By Passing	109	122
By Penalties	18	11
TOTAL YARDS GAINED	4704	4020
By Rushing	2498	1371
By Passing	2206	2649
TOTAL PLAYS FROM SCRIMMAGE	863	800
Rushes	442	348
Average Gain Per Rush	5.7	3.9
FORWARD PASSES ATTEMPTED	340	374
Number Completed	187	193
Per Cent Completed	55.0	51.6
Yards Lost Passing	238	366
Passes Had Intercepted	12	19
Yards Gained Per Pass	6.5	7.1
Yards Gained Per Completion	11.8	13.7
PUNTS	60	59
Total Yardage of Punts	2221	2420
Average Length	37.0	41.0
Net avg. per punt	32.2	34.8
KICKOFF RETURNS	51	64
Number Returned	39	57
Total Yards Returned	930	1145
Average Length of Return	23.8	20.1
PENALTIES	73	51
Yards Penalized	614	426
Net Loss/Gain	-188	188
FUMBLES	30	29
Own Fumbles Recovered	17	14
Opponents' Fumbles Recovered	18	13
FIELD GOALS	12	9
Field Goals Attempted	21	19
TOTAL POINTS SCORED	313	251
Touchdowns Scored	40	32
Touchdowns Rushing	28	8
Touchdowns Passing	10	24
Touchdown Returns	2	0
Extra Points	37	32
Field Goals	12	9
Safeties	0	0

SCORING

	TDs	Ru	Pa	Int	Fu	KO	Pu	PAT	FG	S	Pts
Soltau, Gordy	2	0	2	0	0	0	0	31/33	11/18	0	76
Perry, Joe	8	8	0	0	0	0	0	6/7	1/3	0	57
Johnson, John Henry	9	9	0	0	0	0	0	0/0	0/0	0	54
McElhenny, Hugh	6	6	0	0	0	0	0	0/0	0/0	0	36
Wilson, Billy	5	0	5	0	0	0	0	0/0	0/0	0	30
Tittle, Y.A.	4	4	0	0	0	0	0	0/0	0/0	0	24
Jessup, Bill	3	0	3	0	0	0	0	0/0	0/0	0	18
Berry, Rex	1	0	0	1	0	0	0	0/0	0/0	0	6
Brown, Hardy	1	0	0	1	0	0	0	0/0	0/0	0	6
Schabarum, Pete	1	1	0	0	0	0	0	0/0	0/0	0	6
<b>49ERS</b>	<b>40</b>	<b>28</b>	<b>10</b>	<b>2</b>	<b>0</b>	<b>0</b>	<b>0</b>	<b>37/40</b>	<b>12/21</b>	<b>0</b>	<b>313</b>
<b>OPPONENTS</b>	<b>32</b>	<b>8</b>	<b>24</b>	<b>0</b>	<b>0</b>	<b>0</b>	<b>0</b>	<b>32/32</b>	<b>9/19</b>	<b>0</b>	<b>251</b>

	Att	Yds	Avg	LG	TD			
<b>RUSHING</b>								
Perry, Joe	173	1049	6.1	58	8			
Johnson, John Henry	129	681	5.3	38t	9			
McElhenny, Hugh	64	515	8.1	60t	6			
Schabarum, Pete	21	79	3.8	16	1			
Arenas, Joe	11	77	7.0	26	0			
Tittle, Y.A.	28	68	2.4	10	4			
Mixon, Billy	7	19	2.7	7	0			
Cassara, Frank	3	17	5.7	10	0			
Galiffa, Arnie	1	2	2.0	2	0			
Tidwell, Billy	1	1	1.0	1	0			
Cason, Jim	2	1	0.5	3	0			
Jessup, Bill	1	-5	-5.0	-5	0			
Brown, Pete	1	-6	-6.0	-6	0			
<b>49ERS</b>	<b>442</b>	<b>2498</b>	<b>5.7</b>	<b>60t</b>	<b>28</b>			
<b>OPPONENTS</b>	<b>348</b>	<b>1371</b>	<b>3.9</b>	<b>43t</b>	<b>8</b>			
<b>RECEIVING</b>	<b>No</b>	<b>Yds</b>	<b>Avg</b>	<b>LG</b>	<b>TD</b>			
Wilson, Billy	60	830	13.8	43	5			
Jessup, Bill	30	565	18.8	68t	3			
Johnson, John Henry	28	183	6.5	34	0			
Perry, Joe	26	203	7.8	70	0			
Soltau, Gordy	22	316	14.4	42	2			
McElhenny, Hugh	8	162	20.3	53	0			
Babcock, Harry	6	91	15.2	33	0			
Schabarum, Pete	4	70	17.5	42	0			
Arenas, Joe	2	12	6.0	12	0			
Cassara, Frank	1	12	12.0	12	0			
<b>49ERS</b>	<b>187</b>	<b>2444</b>	<b>13.1</b>	<b>70</b>	<b>10</b>			
<b>OPPONENTS</b>	<b>193</b>	<b>3015</b>	<b>15.6</b>	<b>78t</b>	<b>24</b>			
<b>INTERCEPTIONS</b>	<b>No</b>	<b>Yds</b>	<b>Avg</b>	<b>LG</b>	<b>TD</b>			
Berry, Rex	3	69	23.0	34t	1			
Brown, Hardy	3	42	14.0	41t	1			
Williams, John	3	28	9.3	15	0			
Arenas, Joe	3	26	8.7	26	0			
Carapella, Al	2	40	20.0	27	0			
Mixon, Billy	2	6	3.0	3	0			
Brown, Pete	1	47	47.0	47	0			
Toneff, Bob	1	15	15.0	15	0			
Schabarum, Pete	1	9	9.0	9	0			
<b>49ERS</b>	<b>19</b>	<b>282</b>	<b>14.8</b>	<b>47</b>	<b>2</b>			
<b>OPPONENTS</b>	<b>12</b>	<b>167</b>	<b>13.9</b>	<b>33</b>	<b>0</b>			
<b>KICKOFF RETURNS</b>	<b>No</b>	<b>Yds</b>	<b>Avg</b>	<b>LG</b>	<b>TD</b>			
Arenas, Joe	16	362	22.6	41	0			
Tidwell, Billy	10	287	28.7	65	0			
McElhenny, Hugh	8	210	26.3	51	0			
Johnson, John Henry	2	25	12.5	19	0			
Schabarum, Pete	1	34	34.0	34	0			
Toneff, Bob	1	10	10.0	10	0			
Hogland, Doug	1	2	2.0	2	0			
<b>49ERS</b>	<b>39</b>	<b>930</b>	<b>23.9</b>	<b>65</b>	<b>0</b>			
<b>OPPONENTS</b>	<b>57</b>	<b>1145</b>	<b>20.1</b>	<b>43</b>	<b>0</b>			
<b>PUNT RETURNS</b>	<b>No</b>	<b>Yds</b>	<b>Avg</b>	<b>LG</b>	<b>TD</b>			
Arenas, Joe	23	117	5.1	23	0			
McElhenny, Hugh	8	78	9.8	32	0			
Tidwell, Billy	3	0	0.0	17	0			
Schabarum, Pete	2	10	5.0	10	0			
<b>49ERS</b>	<b>36</b>	<b>205</b>	<b>5.7</b>	<b>32</b>	<b>0</b>			
<b>OPPONENTS</b>	<b>40</b>	<b>269</b>	<b>6.7</b>	<b>47</b>	<b>0</b>			
<b>PUNTING</b>	<b>No</b>	<b>Yds</b>	<b>Avg</b>	<b>LG</b>	<b>Blk</b>			
Brown, Pete	49	1837	37.5	51	0			
Brown, Hardy	10	384	38.4	58	0			
Berry, Rex	1	0	0.0	0	0			
<b>49ERS</b>	<b>60</b>	<b>2221</b>	<b>37.0</b>	<b>58</b>	<b>0</b>			
<b>OPPONENTS</b>	<b>59</b>	<b>2420</b>	<b>41.0</b>	<b>60</b>	<b>0</b>			
<b>PASSING</b>	<b>Att</b>	<b>Comp</b>	<b>Pct</b>	<b>Yds</b>	<b>LG</b>	<b>TD</b>	<b>Int</b>	<b>QB</b>
Tittle, Y.A.	295	170	57.6	2205	70	9	9	78.7
Cason, Jim	13	7	53.9	40	25	0	1	27.7
Duncan, Maury	14	4	28.6	82	29	0	2	11.9
Galiffa, Arnie	12	3	25.0	54	25	0	0	45.8
Johnson, John Henry	2	1	50.0	10	10t	1	0	104.2
Brown, Pete	1	1	100.0	19	19	0	0	118.8
Perry, Joe	1	1	100.0	34	34	0	0	118.8
Schabarum, Pete	1	0	0.0	0	0	0	0	39.6
Tidwell, Billy	1	0	0.0	0	0	0	0	39.6
<b>49ERS</b>	<b>340</b>	<b>187</b>	<b>55.0</b>	<b>2444</b>	<b>70</b>	<b>10</b>	<b>12</b>	<b>73.0</b>
<b>OPPONENTS</b>	<b>374</b>	<b>193</b>	<b>51.6</b>	<b>2649</b>	<b>78t</b>	<b>24</b>	<b>19</b>	<b>74.8</b>

Rookie Names in Italic

1955 (4-8)

Norman P. Strader, Coach

L	14	Los Angeles Rams (58,772), S-25	23
L	3	Cleveland (43,595), O-2	38
W	20	at Chicago Bears (41,651), O-9	19
W	27	at Detroit (50,179), O-16	24
L	23	Chicago Bears (56,350), O-23	34
W	38	Detroit (44,831), O-30	21
L	14	at Los Angeles Rams (71,832), N-6	27
L	0	at Washington (25,112), N-13	7
L	21	at G.B. in Milwaukee(19,099), N-20	27
L	14	at Baltimore (33,485), N-27	26
L	7	Green Bay (32,897), D-4	28
W	35	Baltimore (33,471), D-11	24
			<b>308</b>
<b>216</b>			

TEAM STATISTICS

	49ers	Opp
TOTAL FIRST DOWNS	204	250
By Rushing	102	132
By Passing	80	103
By Penalties	13	15
TOTAL YARDS GAINED	3651	4008
By Rushing	1713	2135
By Passing	1938	1873
TOTAL PLAYS FROM SCRIMMAGE	786	930
Rushes	408	538
Average Gain Per Rush	4.2	4.0
FORWARD PASSES ATTEMPTED	303	311
Number Completed	151	147
Per Cent Completed	49.8	47.3
Yards Lost Passing	287	172
Passes Had Intercepted	28	21
Yards Gained Per Pass	6.4	6.0
Yards Gained Per Completion	12.8	12.7
PUNTS	63	59
Total Yardage of Punts	2558	2559
Average Length	40.6	43.4
Net avg. per punt	34.4	38.8
KICKOFF RETURNS	51	59
Number Returned	51	37
Total Yards Returned	1097	867
Average Length of Return	25.5	23.4
PENALTIES	64	58
Yards Penalized	541	528
FUMBLES	25	19
Own Fumbles Recovered	7	6
Opponents' Fumbles Recovered	13	18
FIELD GOALS	3	12
Field Goals Attempted	12	24
TOTAL POINTS SCORED	216	298
Touchdowns Scored	30	37
Touchdowns Rushing	12	24
Touchdowns Passing	17	10
Touchdowns Returns	1	3
Extra Points	27	36
Field Goals	3	12
Safeties	0	2

SCORING

	TDs	Ru	Pa	Int	Fu	KO	Pu	PAT	FG	S	Pts
Soltau, Gordy	1	0	1	0	0	0	0	27/30	3/12	0	42
Wilson, Billy	7	0	7	0	0	0	0	0/0	0/0	0	42
McElhenny, Hugh	6	4	2	0	0	0	0	0/0	0/0	0	36
Moegle, Dicky	5	5	0	0	0	0	0	0/0	0/0	0	30
Hardy, Carroll	4	0	4	0	0	0	0	0/0	0/0	0	24
Perry, Joe	3	2	1	0	0	0	0	0/0	0/0	0	18
Arenas, Joe	2	0	2	0	0	0	0	0/0	0/0	0	12
Berry, Rex	1	0	0	1	0	0	0	0/0	0/0	0	6
Johnson, John Henry	1	1	0	0	0	0	0	0/0	0/0	0	6
<b>49ERS</b>	<b>30</b>	<b>12</b>	<b>17</b>	<b>1</b>	<b>0</b>	<b>0</b>	<b>0</b>	<b>27/30</b>	<b>3/12</b>	<b>0</b>	<b>216</b>
<b>OPPONENTS</b>	<b>37</b>	<b>24</b>	<b>10</b>	<b>2</b>	<b>0</b>	<b>0</b>	<b>1</b>	<b>36/37</b>	<b>12/24</b>	<b>2</b>	<b>298</b>

RUSHING	Att	Yds	Avg	LG	TD
Perry, Joe	156	701	4.5	42	2
McElhenny, Hugh	90	327	3.6	44	4
Moegle, Dicky	41	235	5.7	39	5
Arenas, Joe	37	150	4.1	30	0
Tittle, Y.A.	23	114	5.0	35	0
Johnson, John Henry	19	69	3.6	12	1
Laughlin, Bud	20	58	2.9	14	0
Hardy, Carroll	15	37	2.5	14	0
Harkey, Lem	6	27	4.5	15	0
Duncan, Maury	1	-5	-5.0	-5	0
<b>49ERS</b>	<b>408</b>	<b>1713</b>	<b>4.2</b>	<b>44</b>	<b>12</b>
<b>OPPONENTS</b>	<b>538</b>	<b>2135</b>	<b>4.0</b>	<b>49</b>	<b>24</b>

RECEIVING	No	Yds	Avg	LG	TD
Wilson, Billy	53	831	15.7	72t	7
Soltau, Gordy	26	358	13.8	36	1
Perry, Joe	19	55	2.9	19	1
Arenas, Joe	13	255	19.6	53t	2
Hardy, Carroll	12	338	28.2	78t	4
McElhenny, Hugh	11	203	18.5	55t	2
Laughlin, Bud	8	54	6.8	27	0
Moegle, Dicky	4	94	23.5	53	0
Babcock, Harry	3	31	10.3	16	0
Johnson, John Henry	2	6	3.0	11	0
<b>49ERS</b>	<b>151</b>	<b>2225</b>	<b>14.7</b>	<b>78t</b>	<b>17</b>
<b>OPPONENTS</b>	<b>147</b>	<b>2045</b>	<b>13.9</b>	<b>60t</b>	<b>10</b>

INTERCEPTIONS	No	Yds	Avg	LG	TD
Moegle, Dicky	6	50	8.3	37	0
Berry, Rex	3	69	23.0	44t	1
Brown, Hardy	2	28	14.0	18	0
Madreos, George	2	23	11.5	19	0
Luna, Bob	2	0	0.0	0	0
Johnson, John Henry	1	29	29.0	29	0
Matthews, Clay	1	19	19.0	13	0
Carr, Paul	1	11	11.0	11	0
Stolhandski, Tom	1	6	6.0	6	0
Arenas, Joe	1	0	0.0	0	0
Campbell, Marion	1	0	0.0	0	0
Powell, Charlie (lat)	0	7		7	0
<b>49ERS</b>	<b>21</b>	<b>242</b>	<b>11.5</b>	<b>44t</b>	<b>1</b>
<b>OPPONENTS</b>	<b>28</b>	<b>299</b>	<b>10.7</b>	<b>55t</b>	<b>2</b>

KICKOFF RETURNS	No	Yds	Avg	LG	TD
Arenas, Joe	24	594	24.8	42	0
Moegle, Dicky	10	249	24.9	61	0
McElhenny, Hugh	9	189	21.0	31	0
Hardy, Carroll	3	65	21.7	30	0
Laughlin, Bud	1	25	25.0	25	0
Toneff, Bob	1	13	13.0	13	0
Hazeltine, Matt	1	9	9.0	9	0
Powell, Charlie	1	2	2.0	2	0
Palatella, Lou	1	1	1.0	1	0
<b>49ERS</b>	<b>51</b>	<b>1147</b>	<b>22.5</b>	<b>61</b>	<b>0</b>
<b>OPPONENTS</b>	<b>37</b>	<b>865</b>	<b>23.4</b>	<b>56</b>	<b>0</b>

PUNT RETURNS	No	Yds	Avg	LG	TD
Arenas, Joe	21	55	2.6	7	0
Moegle, Dicky	8	36	4.5	21	0
McElhenny, Hugh	7	10	1.4	10	0
Berry, Rex	1	11	11.0	11	0
Johnson, John Henry	1	6	6.0	6	0
Carapella, Al	1	0	0.0	0	0
<b>49ERS</b>	<b>39</b>	<b>118</b>	<b>3.0</b>	<b>21</b>	<b>0</b>
<b>OPPONENTS</b>	<b>40</b>	<b>369</b>	<b>9.2</b>	<b>37</b>	<b>1</b>
PUNTING	No	Yds	Avg	LG	Bik
Luna, Bobby	63	2558	40.6	63	3
<b>49ERS</b>	<b>63</b>	<b>2558</b>	<b>40.6</b>	<b>63</b>	<b>3</b>
<b>OPPONENTS</b>	<b>59</b>	<b>2559</b>	<b>43.4</b>	<b>73</b>	<b>0</b>

PASSING	Att	Comp	Pct	Yds	LG	TD	Int	QB
Tittle, Y.A.	287	147	51.2	2185	78t	17	28	56.6
Duncay, Maury	12	4	33.3	40	27	0	0	43.8
Arenas, Joe	1	0	0.0	0	0	0	0	39.6
Moegle, Dicky	1	0	0.0	0	0	0	0	39.6
Perry, Joe	2	0	0.0	0	0	0	0	39.6
<b>49ERS</b>	<b>303</b>	<b>151</b>	<b>49.8</b>	<b>2225</b>	<b>78t</b>	<b>17</b>	<b>28</b>	<b>54.4</b>
<b>OPPONENTS</b>	<b>311</b>	<b>147</b>	<b>47.3</b>	<b>2045</b>	<b>60t</b>	<b>10</b>	<b>21</b>	<b>51.5</b>

Rookie Names in Italic

1956 (5-6-1)

Frank C. Albert, Coach

L	21	New York Giants (41,751), S-30	38
W	33	Los Angeles Rams (56,489), O-7	30
L	7	at Chicago Bears (47,526), O-14	31
L	17	at Detroit (55,662), O-21	20
L	21	Chicago Bears (52,612), O-28	38
L	13	Detroit (46,708), N-4	17
L	6	at Los Angeles Rams (69,828), N-11	30
W	17	at Green Bay (17,986), N-18	16
T	10	at Philadelphia (19,326), N-25	10
W	20	at Baltimore (37,227), D-2	17
W	38	Green Bay (32,433), D-8	20
W	30	Baltimore (43,791), D-16	17
<b>233</b>			<b>284</b>

TEAM STATISTICS	49ers	Opp
TOTAL FIRST DOWNS	221	236
By Rushing	101	124
By Passing	107	103
By Penalties	13	9
TOTAL YARDS GAINED	3813	4162
By Rushing	1836	2192
By Passing	1977	1970
TOTAL PLAYS FROM SCRIMMAGE	795	827
Rushes	419	481
Average Gain Per Rush	4.4	4.6
FORWARD PASSES ATTEMPTED	297	279
Number Completed	162	147
Per Cent Completed	54.6	52.7
Yards Lost Passing	285	145
Passes Had Intercepted	19	17
Yards Gained Per Pass	6.7	7.1
Yards Gained Per Completion	12.2	13.4
PUNTS	59	42
Total Yardage of Punts	2268	1709
Average Length	38.4	40.7
Net avg. per punt	36.0	36.4
KICKOFF RETURNS	62	51
Number Returned	51	42
Total Yards Returned	1257	988
Average Length of Return	24.7	23.5
PENALTIES	57	37
Yards Penalized	562	321
FUMBLES	17	27
Own Fumbles Recovered	5	10
Opponents' Fumbles Recovered	17	12
FIELD GOALS	13	14
Field Goals Attempted	20	25
TOTAL POINTS SCORED	233	284
Touchdowns Scored	28	35
Touchdowns Rushing	17	23
Touchdowns Passing	8	12
Touchdowns Returns	3	0
Extra Points	26	32
Field Goals	13	14
Safeties	0	0

SCORING	TDs	Ru	Pa	Int	Fu	KO	Pu	PAT	FG	S	Pts
Soltau, Gordy	1	0	1	0	0	0	0	26/28	13/20	0	71
McElhenny, Hugh	8	8	0	0	0	0	0	0/0	0/0	0	48
Wilson, Billy	5	0	5	0	0	0	0	0/0	0/0	0	30
Tittle, Y.A.	4	4	0	0	0	0	0	0/0	0/0	0	24
Arenas, Joe	3	0	1	0	0	1	1	0/0	0/0	0	18
Perry, Joe	3	3	0	0	0	0	0	0/0	0/0	0	18
Johnson, John Henry	2	2	0	0	0	0	0	0/0	0/0	0	12
Conner, Clyde	1	0	1	0	0	0	0	0/0	0/0	0	6
Moegle, Dicky	1	0	0	1	0	0	0	0/0	0/0	0	6
<b>49ERS</b>	<b>28</b>	<b>17</b>	<b>8</b>	<b>1</b>	<b>0</b>	<b>1</b>	<b>1</b>	<b>26/28</b>	<b>13/20</b>	<b>0</b>	<b>233</b>
<b>OPPONENTS</b>	<b>35</b>	<b>23</b>	<b>12</b>	<b>0</b>	<b>0</b>	<b>0</b>	<b>0</b>	<b>32/34</b>	<b>14/25</b>	<b>0</b>	<b>284</b>

RUSHING	Att	Yds	Avg	LG	TD
McElhenny, Hugh	185	916	5.0	86t	8
Perry, Joe	115	520	4.5	39	3
Johnson, John Henry	80	301	3.8	54	2
Tittle, Y.A.	24	67	2.8	13	4
Moegle, Dicky	7	18	2.6	12	0
Morrall, Earl	6	10	1.7	8	0
McCormick, Tom	2	4	2.0	2	0
<b>49ERS</b>	<b>419</b>	<b>1836</b>	<b>4.4</b>	<b>86t</b>	<b>17</b>
<b>OPPONENTS</b>	<b>481</b>	<b>2192</b>	<b>4.6</b>	<b>59t</b>	<b>18</b>

RECEIVING	No	Yds	Avg	LG	TD
Wilson, Billy	60	889	14.8	77t	5
Conner, Clyde	22	362	16.5	49	1
Soltau, Gordy	18	299	16.6	33	1
Perry, Joe	18	104	5.8	20	0
McElhenny, Hugh	16	193	12.1	22	0
Arenas, Joe	14	226	16.1	50	1
Johnson, John Henry	8	90	11.3	28	0
Moegle, Dicky	3	79	26.3	37	0
Jessup, Bill	2	7	3.5	10	0
Smith, Charlie	1	13	13.0	13	0
<b>49ERS</b>	<b>162</b>	<b>2262</b>	<b>14.0</b>	<b>77t</b>	<b>8</b>
<b>OPPONENTS</b>	<b>147</b>	<b>2115</b>	<b>14.4</b>	<b>69t</b>	<b>12</b>

INTERCEPTIONS	No	Yds	Avg	LG	TD
Moegle, Dicky	6	75	12.5	31t	1
Berry, Rex	3	20	6.7	20	0
Carr, Paul	2	18	9.0	11	0
Maderos, George	2	2	1.0	2	0
Hazeltine, Matt	1	7	7.0	7	0
Sharkey, Ed	1	4	4.0	4	0
Holladay, Bob	1	0	0.0	0	0
Smith, Ernie	1	0	0.0	0	0
<b>49ERS</b>	<b>17</b>	<b>126</b>	<b>7.4</b>	<b>31t</b>	<b>1</b>
<b>OPPONENTS</b>	<b>19</b>	<b>330</b>	<b>17.4</b>	<b>35</b>	<b>0</b>

KICKOFF RETURNS	No	Yds	Avg	LG	TD
Arenas, Joe	27	801	29.7	96	1
McElhenny, Hugh	13	300	23.1	36	0
Moegle, Dicky	2	39	19.5	22	0
Maderos, George	2	21	10.5	12	0
Johnson, John Henry	1	23	23.0	23	0
Goad, Paul	1	18	18.0	18	0
McCormick, Tom	1	18	18.0	18	0
Smith, Charlie	1	14	14.0	14	0
Carr, Paul	1	11	11.0	11	0
Gonzaga, John	1	6	6.0	6	0
Herchman, Bill	1	6	6.0	6	0
<b>49ERS</b>	<b>51</b>	<b>1257</b>	<b>24.7</b>	<b>96t</b>	<b>1</b>
<b>OPPONENTS</b>	<b>42</b>	<b>988</b>	<b>23.5</b>	<b>45</b>	<b>0</b>

PUNT RETURNS	No	Yds	Avg	LG	TD
Arenas, Joe	19	117	6.2	67	1
McElhenny, Hugh	15	38	2.5	12	0
Moegle, Dicky	1	5	5.0	5	0
<b>49ERS</b>	<b>35</b>	<b>160</b>	<b>4.6</b>	<b>67</b>	<b>1</b>
<b>OPPONENTS</b>	<b>35</b>	<b>123</b>	<b>3.5</b>	<b>16</b>	<b>0</b>

PUNTING	No	Yds	Avg	LG	Bik
Morrall, Earl	45	1705	37.9	57	0
Jessup, Bill	14	563	40.2	63	0
<b>49ERS</b>	<b>59</b>	<b>2268</b>	<b>38.4</b>	<b>63</b>	<b>0</b>
<b>OPPONENTS</b>	<b>42</b>	<b>1709</b>	<b>40.7</b>	<b>56</b>	<b>0</b>

PASSING	Att	Comp	Pct	Yds	LG	TD	Int	QB
Tittle, Y.A.	218	124	56.9	1641	77t	7	12	68.6
Morrall, Earl	78	38	48.7	621	37	1	6	48.1
McElhenny, Hugh	1	0	0.0	0	0	0	1	0.0
<b>49ERS</b>	<b>297</b>	<b>162</b>	<b>54.6</b>	<b>2262</b>	<b>77t</b>	<b>8</b>	<b>19</b>	<b>61.6</b>
<b>OPPONENTS</b>	<b>279</b>	<b>147</b>	<b>52.7</b>	<b>2329</b>	<b>69t</b>	<b>12</b>	<b>17</b>	<b>69.7</b>

Rookie Names in Italic

**1957 (8-4/8-5)**

**Frank C. Albert, Coach**

L	10	Chicago Cards (35,743), S-29	20
W	23	Los Angeles Rams (59,637), O-6	20
W	21	at Chicago Bears (45,310), O-13	17
W	24	at G.B. in Milwaukee (18,919), O-20	14
W	21	Chicago Bears (56,693), O-27	17
W	35	Detroit (59,702), N-3	31
L	24	at Los Angeles Rams (102,368), N-10	37
L	10	at Detroit (56,915), N-17	31
L	21	at Baltimore (50,073), N-24	27
W	27	at New York Giants (54,121), D-1	17
W	17	Baltimore (59,950), D-8	13
W	27	Green Bay (59,100), D-15	20
<b>287</b>			<b>295</b>

**NFC PLAYOFF - DEC. 22**

(at San Francisco - Kezar Stadium)

L	27	Detroit (60,118)	31
---	----	------------------	----

**TEAM STATISTICS**

	<b>49ers</b>	<b>Opp</b>
TOTAL FIRST DOWNS	223	239
By Rushing	92	107
By Passing	115	117
By Penalties	16	15
TOTAL YARDS GAINED	3658	4248
By Rushing	1622	1847
By Passing	2036	2401
TOTAL PLAYS FROM SCRIMMAGE	754	837
Rushes	377	434
Average Gain Per Rush	4.6	4.3
FORWARD PASSES ATTEMPTED	305	332
Number Completed	191	182
Per Cent Completed	62.6	54.8
Yards Lost Passing	371	181
Passes Had Intercepted	18	18
Yards Gained Per Pass	6.7	7.2
Yards Gained Per Completion	10.7	13.2
PUNTS	57	47
Total Yardage of Punts	2550	1894
Average Length	44.7	40.3
Net avg. per punt	39.7	36.9
KICKOFF RETURNS	56	56
Number Returned	42	45
Total Yards Returned	1096	928
Average Length of Return	26.1	20.6
PENALTIES	66	55
Yards Penalized	629	502
FUMBLES	22	25
Own Fumbles Recovered	8	9
Opponents' Fumbles Recovered	16	14
FIELD GOALS	9	13
Field Goals Attempted	15	24
TOTAL POINTS SCORED	260	264
Touchdowns Scored	33	32
Touchdowns Rushing	15	18
Touchdowns Passing	17	13
Touchdowns Returns	1	1
Extra Points	33	31
Field Goals	9	13
Safeties	1	1

**SCORING**

	<b>TDs</b>	<b>Ru</b>	<b>Pa</b>	<b>Int</b>	<b>Fu</b>	<b>KO</b>	<b>Pu</b>	<b>PAT</b>	<b>FG</b>	<b>S</b>	<b>Pts</b>
Soltau, Gordy	0	0	0	0	0	0	0	33/33	9/15	0	60
Tittle, Y.A.	6	6	0	0	0	0	0/0	0/0	0/0	0	36
Wilson, Billy	6	0	6	0	0	0	0/0	0/0	0/0	0	36
Owens, R.C.	5	0	5	0	0	0	0/0	0/0	0/0	0	30
Conner, Clyde	4	0	4	0	0	0	0/0	0/0	0/0	0	24
Babb, Gene	3	3	0	0	0	0	0/0	0/0	0/0	0	18
McElhenny, Hugh	3	1	2	0	0	0	0/0	0/0	0/0	0	18
Perry, Joe	3	3	0	0	0	0	0/0	0/0	0/0	0	18
Arenas, Joe	1	1	0	0	0	0	0/0	0/0	0/0	0	6
Herchman, Bill	1	0	0	1	0	0	0/0	0/0	0/0	0	6
Moegle, Dicky	1	1	0	0	0	0	0/0	0/0	0/0	0	6
Nomellini, Leo	0	0	0	0	0	0	0/0	0/0	0/0	1	2
<b>49ERS</b>	<b>33</b>	<b>15</b>	<b>17</b>	<b>1</b>	<b>0</b>	<b>0</b>	<b>0</b>	<b>33/33</b>	<b>9/15</b>	<b>1</b>	<b>260</b>
<b>OPPONENTS</b>	<b>32</b>	<b>18</b>	<b>13</b>	<b>1</b>	<b>0</b>	<b>0</b>	<b>0</b>	<b>31/32</b>	<b>13/24</b>	<b>1</b>	<b>264</b>

*Rookie Names in Italic*

	<b>Att</b>	<b>Yds</b>	<b>Avg</b>	<b>LG</b>	<b>TD</b>
McElhenny, Hugh	102	478	4.7	61	1
Perry, Joe	97	454	4.7	34	3
Babb, Gene	102	330	3.2	19	3
Tittle, Y.A.	40	220	5.5	45	6
Barnes, Larry	20	78	3.9	16	0
Moegle, Dicky	9	48	5.3	18t	1
Arenas, Joe	5	14	2.8	7t	1
Brodie, John	2	0	0.0	0	0
<b>49ERS</b>	<b>377</b>	<b>1622</b>	<b>4.6</b>	<b>61</b>	<b>15</b>
<b>OPPONENTS</b>	<b>434</b>	<b>1847</b>	<b>4.3</b>	<b>49</b>	<b>23</b>

	<b>No</b>	<b>Yds</b>	<b>Avg</b>	<b>LG</b>	<b>TD</b>
Wilson, Billy	52	757	14.6	40	6
McElhenny, Hugh	37	458	12.4	43	2
Conner, Clyde	30	412	13.7	41	4
Owens, R.C.	27	395	14.6	46t	5
Babb, Gene	20	141	7.1	17	0
Perry, Joe	15	130	8.7	17	0
Soltau, Gordy	5	47	9.4	18	0
Jessup, Bill	2	29	14.5	22	0
Powell, Charlie	1	27	27.0	27	0
Arenas, Joe	1	10	10.0	10	0
Barnes, Larry	1	1	1.0	1	0
<b>49ERS</b>	<b>191</b>	<b>2407</b>	<b>12.6</b>	<b>46t</b>	<b>17</b>
<b>OPPONENTS</b>	<b>182</b>	<b>2582</b>	<b>14.2</b>	<b>82t</b>	<b>13</b>

	<b>No</b>	<b>Yds</b>	<b>Avg</b>	<b>LG</b>	<b>TD</b>
Moegle, Dicky	8	107	13.4	40	0
Stitts, Bill	2	28	14.0	20	0
Hazeltine, Matt	2	22	11.0	14	0
Walker, Val Joe	2	20	10.0	12	0
Smith, J.D.	2	17	8.5	12	0
Herchman, Bill	1	54	54.0	54t	1
Rubke, Karl	1	16	16.0	16	0
<b>49ERS</b>	<b>18</b>	<b>264</b>	<b>14.7</b>	<b>54t</b>	<b>1</b>
<b>OPPONENTS</b>	<b>18</b>	<b>336</b>	<b>18.7</b>	<b>75t</b>	<b>1</b>

	<b>No</b>	<b>Yds</b>	<b>Avg</b>	<b>LG</b>	<b>TD</b>
Arenas, Joe	24	657	27.4	64	0
Smith, J.D.	14	368	26.3	38	0
Hazeltine, Matt	1	23	23.0	23	0
Carr, Paul	1	10	10.0	10	0
Jessup, Bill	1	8	8.0	8	0
Babb, Gene	1	0	0.0	0	0
Palatella, Lou (lat)	0	30	0.0	0	0
<b>49ERS</b>	<b>42</b>	<b>1096</b>	<b>26.1</b>	<b>64</b>	<b>0</b>
<b>OPPONENTS</b>	<b>45</b>	<b>928</b>	<b>20.6</b>	<b>33</b>	<b>0</b>

	<b>No</b>	<b>Yds</b>	<b>Avg</b>	<b>LG</b>	<b>TD</b>
Arenas, Joe	25	80	3.2	26	0
McElhenny, Hugh	10	41	4.1	13	0
Hazeltine, Matt	1	1	1.0	1	0
Moegle, Dicky	1	0	0.0	0	0
<b>49ERS</b>	<b>37</b>	<b>122</b>	<b>3.3</b>	<b>26</b>	<b>0</b>
<b>OPPONENTS</b>	<b>35</b>	<b>205</b>	<b>5.9</b>	<b>28</b>	<b>0</b>

	<b>No</b>	<b>Yds</b>	<b>Avg</b>	<b>LG</b>	<b>Blk</b>
Jessup, Bill	38	1656	43.6	62	0
Barnes, Larry	19	894	47.1	86	0
<b>49ERS</b>	<b>57</b>	<b>2550</b>	<b>44.7</b>	<b>86</b>	<b>0</b>
<b>OPPONENTS</b>	<b>47</b>	<b>1894</b>	<b>40.3</b>	<b>62</b>	<b>0</b>

	<b>Att</b>	<b>Comp</b>	<b>Pct</b>	<b>Yds</b>	<b>LG</b>	<b>TD</b>	<b>Int</b>	<b>QB</b>
Tittle, Y.A.	279	176	63.1	2157	46t	13	15	80.0
Brodie, John	21	11	52.4	160	28	2	3	69.6
Arenas, Joe	3	3	100.0	92	33t	2	0	158.3
Barnes, Larry	1	1	100.0	-2	-2	0	0	79.1
Perry, Joe	1	0	0.0	0	0	0	0	39.6
<b>49ERS</b>	<b>305</b>	<b>191</b>	<b>62.6</b>	<b>2407</b>	<b>46t</b>	<b>17</b>	<b>18</b>	<b>81.1</b>
<b>OPPONENTS</b>	<b>332</b>	<b>182</b>	<b>54.8</b>	<b>2582</b>	<b>82t</b>	<b>13</b>	<b>18</b>	<b>70.6</b>



1958 (6-6)

Frank C. Albert, Coach

W	23	Pittsburgh (51,856), S-28	20
L	3	Los Angeles Rams (59,826), O-5	33
L	6	at Chicago Bears (45,310), O-12	28
W	30	at Philadelphia (33,110), O-19	24
L	14	Chicago Bears (59,441), O-26	27
W	24	Detroit (59,350), N-2	21
L	7	at Los Angeles Rams (95,082), N-9	56
L	21	at Detroit (54,523), N-16	35
W	33	at G.B. in Milwaukee (43,819), N-23	12
L	27	at Baltimore (57,557), N-30	35
W	48	Green Bay (50,793), D-7	21
W	21	Baltimore (58,334), D-14	12
<b>257</b>			<b>324</b>

TEAM STATISTICS

	49ers	Opp
TOTAL FIRST DOWNS	237	227
By Rushing	93	106
By Passing	126	106
By Penalties	18	15
TOTAL YARDS GAINED	4111	4010
By Rushing	1628	2038
By Passing	2483	1972
TOTAL PLAYS FROM SCRIMMAGE	811	787
Rushes	359	380
Average Gain Per Rush	4.5	5.4
FORWARD PASSES ATTEMPTED	383	341
Number Completed	223	163
Per Cent Completed	58.2	47.8
Yards Lost Passing	208	246
Passes Had Intercepted	29	16
Yards Gained Per Pass	6.5	5.8
Yards Gained Per Completion	11.1	12.1
PUNTS	48	49
Total Yardage of Punts	1839	1995
Average Length	38.3	40.7
Net avg. per punt	35.6	37.3
KICKOFF RETURNS	50	50
Number Returned	39	42
Total Yards Returned	790	739
Average Length of Return	20.3	17.6
PENALTIES	58	52
Yards Penalized	619	510
FUMBLES	31	32
Own Fumbles Recovered	20	17
Opponents' Fumbles Recovered	15	11
FIELD GOALS	8	10
Field Goals Attempted	21	17
TOTAL POINTS SCORED	257	324
Touchdowns Scored	34	42
Touchdowns Rushing	18	15
Touchdowns Passing	15	25
Touchdowns Returns	1	2
Extra Points	29	40
Field Goals	8	10
Safeties	0	1

SCORING

	TDs	Ru	Pa	Int	Fu	KO	Pu	PAT	FG	S	Pts
Soltau, Gordy	0	0	0	0	0	0	0	29/33	8/21	0	53
McElhenny, Hugh	8	6	2	0	0	0	0	0/0	0/0	0	48
Conner, Clyde	5	0	5	0	0	0	0	0/0	0/0	0	30
Perry, Joe	5	4	1	0	0	0	0	0/0	0/0	0	30
Wilson, Billy	5	0	5	0	0	0	0	0/0	0/0	0	30
Smith, J.D.	3	3	0	0	0	0	0	0/0	0/0	0	18
Pace, Jim	2	2	0	0	0	0	0	0/0	0/0	0	12
Tittle, Y.A.	2	2	0	0	0	0	0	0/0	0/0	0	12
Brodie, John	1	1	0	0	0	0	0	0/0	0/0	0	6
Hazeltine, Matt	1	0	0	1	0	0	0	0/0	0/0	0	6
Jessup, Bill	1	0	1	0	0	0	0	0/0	0/0	0	6
Owens, R.C.	1	0	1	0	0	0	0	0/0	0/0	0	6
<b>49ERS</b>	<b>34</b>	<b>18</b>	<b>15</b>	<b>1</b>	<b>0</b>	<b>0</b>	<b>0</b>	<b>29/33</b>	<b>8/21</b>	<b>0</b>	<b>257</b>
<b>OPPONENTS</b>	<b>42</b>	<b>15</b>	<b>25</b>	<b>2</b>	<b>0</b>	<b>0</b>	<b>0</b>	<b>40/41</b>	<b>10/17</b>	<b>1</b>	<b>324</b>

RUSHING	Att	Yds	Avg	LG	TD
Perry, Joe	125	758	6.1	73t	4
McElhenny, Hugh	113	451	4.0	34	6
Smith, J.D.	26	209	8.0	80t	3
Pace, Jim	52	161	3.1	34	2
Tittle, Y.A.	22	35	1.6	12	2
Woodson, Abe	2	12	6.0	9	0
Babb, Gene	7	9	1.3	4	0
Atkins, Bill	1	5	5.0	5	0
Brodie, John	11	-12	-1.1	6	1
<b>49ERS</b>	<b>359</b>	<b>1628</b>	<b>4.5</b>	<b>80t</b>	<b>18</b>
<b>OPPONENTS</b>	<b>380</b>	<b>2038</b>	<b>5.4</b>	<b>73t</b>	<b>16</b>

RECEIVING	No	Yds	Avg	LG	TD
Conner, Clyde	49	512	10.4	26	5
Wilson, Billy	43	592	13.8	44t	5
Owens, R.C.	40	620	15.5	48	1
McElhenny, Hugh	31	366	11.8	59t	2
Perry, Joe	23	218	9.5	64t	1
Pace, Jim	10	59	5.9	24	0
Dugan, Fred	9	122	13.6	23	0
Soltau, Gordy	7	77	11.0	22	0
Smith, J.D.	6	59	9.8	23	0
Jessup, Bill	5	66	13.2	26t	1
<b>49ERS</b>	<b>223</b>	<b>2691</b>	<b>12.1</b>	<b>64t</b>	<b>15</b>
<b>OPPONENTS</b>	<b>163</b>	<b>2218</b>	<b>13.6</b>	<b>81t</b>	<b>25</b>

INTERCEPTIONS	No	Yds	Avg	LG	TD
Ridlon, Jim	4	10	2.5	3	0
Hazeltine, Matt	3	30	10.0	17	1
Stitts, Bill	3	3	1.0	2	0
Mertens, Jerry	2	16	8.0	11	0
Woodson, Abe	1	44	44.0	44	0
Atkins, Bill	1	6	6.0	6	0
Toneff, Bob	1	5	5.0	5	0
Matuszak, Marv	1	0	0.0	0	0
<b>49ERS</b>	<b>16</b>	<b>114</b>	<b>7.1</b>	<b>44</b>	<b>1</b>
<b>OPPONENTS</b>	<b>29</b>	<b>448</b>	<b>15.5</b>	<b>70t</b>	<b>2</b>

KICKOFF RETURNS	No	Yds	Avg	LG	TD
Smith, J.D.	15	356	23.7	39	0
Woodson, Abe	11	239	21.7	34	0
Pace, Jim	8	134	16.8	36	0
McElhenny, Hugh	2	31	15.5	18	0
Babb, Gene	2	30	15.0	19	0
Connolly, Ted	1	0	0.0	0	0
<b>49ERS</b>	<b>39</b>	<b>790</b>	<b>20.3</b>	<b>39</b>	<b>0</b>
<b>OPPONENTS</b>	<b>42</b>	<b>739</b>	<b>17.6</b>	<b>30</b>	<b>0</b>

PUNT RETURNS	No	Yds	Avg	LG	TD
McElhenny, Hugh	24	93	3.9	49	0
Woodson, Abe	7	53	7.6	38	0
Jessup, Bill	2	0	0.0	0	0
Pace, Jim	2	0	0.0	0	0
<b>49ERS</b>	<b>35</b>	<b>146</b>	<b>4.2</b>	<b>49</b>	<b>0</b>
<b>OPPONENTS</b>	<b>36</b>	<b>132</b>	<b>3.7</b>	<b>22</b>	<b>0</b>

PUNTING	No	Yds	Avg	LG	Blk
Atkins, Bill	25	983	39.3	51	0
Jessup, Bill	23	856	37.2	59	0
<b>49ERS</b>	<b>48</b>	<b>1839</b>	<b>38.3</b>	<b>59</b>	<b>0</b>
<b>OPPONENTS</b>	<b>49</b>	<b>1995</b>	<b>40.7</b>	<b>59</b>	<b>0</b>

PASSING	Att	Comp	Pct	Yds	LG	TD	Int	QB
Brodie, John	172	103	59.9	1224	61t	6	13	61.8
Tittle, Y.A.	208	120	57.7	1467	64t	9	15	63.9
McElhenny, Hugh	2	0	0.0	0	0	0	0	39.6
Jessup, Bill	1	0	0	0	0	0	1	0.0
<b>49ERS</b>	<b>383</b>	<b>223</b>	<b>58.2</b>	<b>2691</b>	<b>64t</b>	<b>15</b>	<b>29</b>	<b>61.4</b>
<b>OPPONENTS</b>	<b>341</b>	<b>163</b>	<b>47.8</b>	<b>2218</b>	<b>81t</b>	<b>25</b>	<b>16</b>	<b>73.9</b>

Rookie Names in Italic

1959 (7-5)

Howard W. Hickey, Coach

W	24	Philadelphia (41,697), S-27	14
W	34	Los Angeles Rams (56,028), O-4	0
L	20	at Green Bay (32,150), O-11	21
W	34	at Detroit (52,585), O-18	13
W	20	Chicago Bears (59,045), O-25	17
W	33	Detroit (59,064), N-1	7
W	24	at Los Angeles Rams (94,276), N-8	16
L	3	at Chicago Bears (42,157), N-15	14
L	14	at Baltimore (56,007), N-22	45
W	21	at Cleveland (53,763), N-29	20
L	14	Baltimore (59,075), D-5	34
L	14	Green Bay (55,997), D-13	36
<b>255</b>			<b>237</b>

TEAM STATISTICS

	49ers	Opp
TOTAL FIRST DOWNS	182	238
By Rushing	93	123
By Passing	76	102
By Penalties	13	13
TOTAL YARDS GAINED	3388	4018
By Rushing	1839	1974
By Passing	1549	2044
TOTAL PLAYS FROM SCRIMMAGE	756	844
Rushes	407	433
Average Gain Per Rush	4.5	4.6
FORWARD PASSES ATTEMPTED	264	341
Number Completed	132	176
Per Cent Completed	50.0	51.6
Yards Lost Passing	136	228
Passes Had Intercepted	22	14
Yards Gained Per Pass	5.9	6.0
Yards Gained Per Completion	11.7	11.6
PUNTS	59	57
Total Yardage of Punts	2694	2370
Average Length	45.7	41.6
Net avg. per punt	40.8	34.8
KICKOFF RETURNS	49	50
Number Returned	41	40
Total Yards Returned	980	924
Average Length of Return	23.9	23.1
PENALTIES	57	45
Yards Penalized	489	417
FUMBLES	24	34
Own Fumbles Recovered	14	12
Opponents' Fumbles Recovered	22	10
FIELD GOALS	12	5
Field Goals Attempted	26	13
TOTAL POINTS SCORED	255	237
Touchdowns Scored	31	32
Touchdowns Rushing	16	16
Touchdowns Passing	12	15
Touchdowns Returns	3	1
Extra Points	31	28
Field Goals	12	5
Safeties	1	1

SCORING

	TDs	Ru	Pa	Int	Fu	KO	Pu	PAT	FG	S	Pts
Davis, Tommy	0	0	0	0	0	0	0	31/31	12/26	0	67
Smith, J.D.	11	10	1	0	0	0	0	0/0	0/0	0	66
McElhenny, Hugh	4	1	3	0	0	0	0	0/0	0/0	0	24
Wilson, Billy	4	0	4	0	0	0	0	0/0	0/0	0	24
Owens, R.C.	3	0	3	0	0	0	0	0/0	0/0	0	18
Perry, Joe	3	3	0	0	0	0	0	0/0	0/0	0	18
Conner, Clyde	1	0	1	0	0	0	0	0/0	0/0	0	6
Hazeltine, Matt	1	0	0	0	1	0	0	0/0	0/0	0	6
Lyles, Lenny	1	1	0	0	0	0	0	0/0	0/0	0	6
Mertens, Jerry	1	0	0	1	0	0	0	0/0	0/0	0	6
Roberts, C.R.	1	1	0	0	0	0	0	0/0	0/0	0	6
Woodson, Abe	1	0	0	0	0	1	0	0/0	0/0	0	6
Krueger, Charlie	0	0	0	0	0	0	0	0/0	0/0	1	2
<b>49ERS</b>	<b>31</b>	<b>16</b>	<b>12</b>	<b>1</b>	<b>1</b>	<b>1</b>	<b>0</b>	<b>31/31</b>	<b>12/26</b>	<b>1</b>	<b>255</b>
<b>OPPONENTS</b>	<b>32</b>	<b>16</b>	<b>15</b>	<b>1</b>	<b>0</b>	<b>0</b>	<b>0</b>	<b>28/31</b>	<b>5/13</b>	<b>1</b>	<b>237</b>

Rookie Names in Italic

RUSHING	Att	Yds	Avg	LG	TD
Smith, J.D.	207	1036	5.0	73t	10
Perry, Joe	139	602	4.3	40	3
McElhenny, Hugh	18	67	3.7	19	1
Roberts, C.R.	10	67	6.7	46t	1
Lyles, Lenny	13	28	2.2	13t	1
Tittle, Y.A.	11	24	2.2	22	0
Moegle, Dicky	3	9	3.0	4	0
Brodie, John	5	6	1.2	6	0
Owens, R.C.	1	0	0.0	0	0
<b>49ERS</b>	<b>407</b>	<b>1839</b>	<b>4.5</b>	<b>73t</b>	<b>16</b>
<b>OPPONENTS</b>	<b>433</b>	<b>1974</b>	<b>4.6</b>	<b>48</b>	<b>17</b>

RECEIVING	No	Yds	Avg	LG	TD
Wilson, Billy	44	540	12.3	57t	4
McElhenny, Hugh	22	329	15.0	72	3
Owens, R.C.	17	347	20.4	75t	3
Conner, Clyde	13	162	12.5	37t	1
Smith, J.D.	13	133	10.2	21t	1
Perry, Joe	12	53	4.4	15	0
Dugan, Fred	6	72	12.0	13	0
Lyles, Lenny	3	33	11.0	18	0
Moegle, Dicky	1	12	12.0	12	0
Tittle, Y.A.	1	4	4.0	4	0
<b>49ERS</b>	<b>132</b>	<b>1685</b>	<b>12.8</b>	<b>75t</b>	<b>12</b>
<b>OPPONENTS</b>	<b>176</b>	<b>2272</b>	<b>12.9</b>	<b>67</b>	<b>15</b>

INTERCEPTIONS	No	Yds	Avg	LG	TD
Baker, Dave	5	75	15.0	29	0
Woodson, Abe	4	20	5.0	14	0
Mertens, Jerry	2	56	28.0	30t	1
Tubbs, Jerry	2	32	16.0	21	0
Dove, Eddie	1	6	6.0	6	0
<b>49ERS</b>	<b>14</b>	<b>189</b>	<b>13.5</b>	<b>30t</b>	<b>1</b>
<b>OPPONENTS</b>	<b>22</b>	<b>272</b>	<b>12.4</b>	<b>57t</b>	<b>1</b>

KICKOFF RETURNS	No	Yds	Avg	LG	TD
Woodson, Abe	13	382	29.4	105t	1
Lyles, Lenny	25	565	22.6	46	0
Hazeltine, Matt	2	26	13.0	26	0
Herchman, Bill	1	7	7.0	7	0
<b>49ERS</b>	<b>41</b>	<b>980</b>	<b>23.9</b>	<b>105t</b>	<b>1</b>
<b>OPPONENTS</b>	<b>40</b>	<b>924</b>	<b>23.1</b>	<b>80</b>	<b>0</b>

PUNT RETURNS	No	Yds	Avg	LG	TD
Woodson, Abe	15	143	9.5	65	0
Dove, Eddie	22	126	5.7	62	0
<b>49ERS</b>	<b>37</b>	<b>269</b>	<b>7.3</b>	<b>65</b>	<b>0</b>
<b>OPPONENTS</b>	<b>35</b>	<b>186</b>	<b>5.3</b>	<b>21</b>	<b>0</b>

PUNTING	No	Yds	Avg	LG	Blk
Davis, Tommy	59	2694	45.7	71	0
<b>49ERS</b>	<b>59</b>	<b>2694</b>	<b>45.7</b>	<b>71</b>	<b>0</b>
<b>OPPONENTS</b>	<b>57</b>	<b>2370</b>	<b>41.6</b>	<b>59</b>	<b>0</b>

PASSING	Att	Comp	Pct	Yds	LG	TD	Int	QB
Tittle, Y.A.	199	102	51.3	1331	75t	10	15	58.0
Brodie, John	64	30	46.9	354	34	2	7	35.0
Moegle, Dicky	1	0	0.0	0	0	0	0	39.6
<b>49ERS</b>	<b>264</b>	<b>132</b>	<b>50.0</b>	<b>1685</b>	<b>75t</b>	<b>12</b>	<b>22</b>	<b>50.8</b>
<b>OPPONENTS</b>	<b>341</b>	<b>176</b>	<b>51.6</b>	<b>2261</b>	<b>67</b>	<b>15</b>	<b>14</b>	<b>70.2</b>

1960 (7-5)

Howard W. Hickey, Coach

L	19	New York Giants (44,598), S-25	21
W	13	Los Angeles Rams (53,633), O-2	9
W	14	at Detroit (49,825), O-9	10
L	10	at Chicago Bears (48,226), O-16	27
L	14	at G.B. in Milwaukee (39,914), O-23	41
W	25	Chicago Bears (55,071), O-30	7
L	0	Detroit (48,447), N-6	24
W	26	at Dallas (10,000), N-20	14
W	30	at Baltimore (57,808), N-27	22
W	23	at Los Angeles Rams (77,254), D-4	7
L	0	Green Bay (53,612), D-10	13
W	34	Baltimore (57,269), D-18	10
<b>208</b>			<b>205</b>

TEAM STATISTICS

	49ers	Opp
TOTAL FIRST DOWNS	201	180
By Rushing	90	82
By Passing	96	89
By Penalties	15	9
TOTAL YARDS GAINED	3260	3405
By Rushing	1681	1587
By Passing	1579	1818
TOTAL PLAYS FROM SCRIMMAGE	849	738
Rushes	413	363
Average Gain Per Rush	4.1	4.4
FORWARD PASSES ATTEMPTED	336	293
Number Completed	174	140
Per Cent Completed	51.8	47.8
Yards Lost Passing	287	183
Passes Had Intercepted	12	20
Yards Gained Per Pass	4.7	6.2
Yards Gained Per Completion	9.1	13.0
PUNTS	65	62
Total Yardage of Punts	2880	2556
Average Length	44.3	41.3
Net avg. per punt	40.9	36.8
KICKOFF RETURNS	43	57
Number Returned	43	38
Total Yards Returned	1167	769
Average Length of Return	27.1	20.2
PENALTIES	63	64
Yards Penalized	604	580
FUMBLES	14	15
Own Fumbles Recovered	10	7
Opponents' Fumbles Recovered	8	4
FIELD GOALS	12	10
Field Goals Attempted	26	20
TOTAL POINTS SCORED	208	205
Touchdowns Scored	21	25
Touchdowns Rushing	9	13
Touchdowns Passing	11	11
Touchdowns Returns	1	1
Extra Points	21	23
Field Goals	8	10
Safeties	2	1

SCORING

	TDs	Ru	Pa	Int	Fu	KO	Pu	PAT	FG	S	Pts
Davis, Tommy	0	0	0	0	0	0	0	21/21	19/32	0	78
Owens, R.C.	6	0	6	0	0	0	0	0/0	0/0	0	36
Smith, J.D.	6	5	1	0	0	0	0	0/0	0/0	0	36
Conner, Clyde	2	0	2	0	0	0	0	0/0	0/0	0	12
Roberts, C.R.	2	2	0	0	0	0	0	0/0	0/0	0	12
Brodie, John	1	1	0	0	0	0	0	0/0	0/0	0	6
Lyles, Lenny	1	0	0	0	0	1	0	0/0	0/0	0	6
McElhenny, Hugh	1	0	1	0	0	0	0	0/0	0/0	0	6
Perry, Joe	1	1	0	0	0	0	0	0/0	0/0	0	6
Wilson, Billy	1	0	1	0	0	0	0	0/0	0/0	0	6
Krueger, Charlie	0	0	0	0	0	0	0	0/0	0/0	1	2
Nomellini, Leo	0	0	0	0	0	0	0	0/0	0/0	1	2
Wittenborn, John	0	0	0	0	0	0	0	0/0	0/3	0	0
<b>49ERS</b>	<b>21</b>	<b>9</b>	<b>11</b>	<b>0</b>	<b>0</b>	<b>1</b>	<b>0</b>	<b>21/21</b>	<b>19/35</b>	<b>2</b>	<b>208</b>
<b>OPPONENTS</b>	<b>25</b>	<b>13</b>	<b>11</b>	<b>0</b>	<b>1</b>	<b>0</b>	<b>0</b>	<b>23/25</b>	<b>10/20</b>	<b>1</b>	<b>205</b>

Rookie Names in Italic

RUSHING	Att	Yds	Avg	LG	TD
Smith, J.D.	174	780	4.5	41	5
McElhenny, Hugh	95	347	3.7	38	0
Roberts, C.R.	73	213	2.9	30	2
Brodie, John	18	171	9.5	30	1
Perry, Joe	36	95	2.6	21	1
Tittle, Y.A.	10	61	6.1	28	0
<i>Waters, Bobby</i>	1	8	8.0	8	0
Woodson, Abe	4	4	1.0	4	0
<i>Norton, Ray</i>	2	2	1.0	9	0
<b>49ERS</b>	<b>413</b>	<b>1681</b>	<b>4.1</b>	<b>41</b>	<b>9</b>
<b>OPPONENTS</b>	<b>363</b>	<b>1587</b>	<b>4.4</b>	<b>62</b>	<b>14</b>

RECEIVING	No	Yds	Avg	LG	TD
Conner, Clyde	38	531	14.0	65t	2
Owens, R.C.	37	532	14.4	42	6
Smith, J.D.	36	181	5.0	21	1
<i>Stickles, Monty</i>	22	252	11.5	28	0
McElhenny, Hugh	14	114	8.1	45	1
<i>Mackey, Dee</i>	12	159	13.3	25	0
Roberts, C.R.	9	49	5.4	27	0
Wilson, Billy	3	51	17.0	19t	1
Perry, Joe	3	-3	-1.0	3	0
<b>49ERS</b>	<b>174</b>	<b>1866</b>	<b>10.7</b>	<b>65t</b>	<b>11</b>
<b>OPPONENTS</b>	<b>140</b>	<b>2001</b>	<b>14.3</b>	<b>91t</b>	<b>11</b>

INTERCEPTIONS	No	Yds	Avg	LG	TD
Baker, Dave	10	96	9.6	28	0
Dove, Eddie	3	29	9.7	29	0
<i>Kelley, Gordon</i>	2	10	5.0	10	0
Mertens, Jerry	2	0	0.0	0	0
Woodson, Abe	2	0	0.0	0	0
Harrison, Bob	1	6	6.0	6	0
<b>49ERS</b>	<b>20</b>	<b>141</b>	<b>7.1</b>	<b>29</b>	<b>0</b>
<b>OPPONENTS</b>	<b>12</b>	<b>159</b>	<b>13.3</b>	<b>26</b>	<b>0</b>

KICKOFF RETURNS	No	Yds	Avg	LG	TD
Lyles, Lenny	17	526	30.9	97t	1
Woodson, Abe	17	498	29.3	64	0
<i>Colchico, Dan</i>	5	68	13.6	18	0
Roberts, C.R.	3	60	20.0	25	0
Clark, Monte	1	15	15.0	15	0
<b>49ERS</b>	<b>43</b>	<b>1167</b>	<b>27.1</b>	<b>97t</b>	<b>1</b>
<b>OPPONENTS</b>	<b>38</b>	<b>769</b>	<b>20.2</b>	<b>45</b>	<b>0</b>

PUNT RETURNS	No	Yds	Avg	LG	TD
Woodson, Abe	13	174	13.4	48	0
Dove, Eddie	11	43	3.9	7	0
<b>49ERS</b>	<b>24</b>	<b>217</b>	<b>9.0</b>	<b>48</b>	<b>0</b>
<b>OPPONENTS</b>	<b>28</b>	<b>182</b>	<b>6.5</b>	<b>31</b>	<b>0</b>

PUNTING	No	Yds	Avg	LG	Blk
Davis, Tommy	62	2737	44.1	74	0
Baker, Dave	3	143	47.7	55	0
<b>49ERS</b>	<b>65</b>	<b>2880</b>	<b>44.3</b>	<b>74</b>	<b>0</b>
<b>OPPONENTS</b>	<b>62</b>	<b>2561</b>	<b>41.3</b>	<b>65</b>	<b>0</b>

PASSING	Att	Comp	Pct	Yds	LG	TD	Int	QB
Brodie, John	207	103	49.8	1111	65t	6	9	57.5
Tittle, Y.A.	127	69	54.3	694	45	4	3	70.8
<i>Waters, Bobby</i>	2	2	100.0	61	41t	1	0	158.3
<b>49ERS</b>	<b>336</b>	<b>174</b>	<b>51.8</b>	<b>1866</b>	<b>65t</b>	<b>11</b>	<b>12</b>	<b>64.4</b>
<b>OPPONENTS</b>	<b>293</b>	<b>140</b>	<b>47.8</b>	<b>2001</b>	<b>91t</b>	<b>11</b>	<b>20</b>	<b>54.4</b>

1961 (7-6-1)

Howard W. Hickey, Coach

W	35	Washington (43,412), S-17	3
L	10	at Green Bay (38,624), S-24	30
W	49	at Detroit (53,155), O-1	0
W	35	Los Angeles Rams (59,004), O-8	0
W	38	at Minnesota (34,415), O-15	24
L	0	at Chicago Bears (49,070), O-22	31
L	10	at Pittsburgh (19,686), O-29	20
T	20	Detroit (56,878), N-5	20
L	7	at Los Angeles Rams (63,766), N-12	17
W	41	Chicago Bears (52,972), N-19	31
W	38	Minnesota (48,905), N-26	28
L	17	at Baltimore (57,641), D-3	20
W	22	Green Bay (55,722), D-10	21
L	24	Baltimore (45,517), D-16	27
<b>346</b>			<b>272</b>

TEAM STATISTICS

	49ers	Opp
TOTAL FIRST DOWNS	258	234
By Rushing	116	90
By Passing	132	132
By Penalties	10	12
TOTAL YARDS GAINED	4904	4181
By Rushing	2100	1701
By Passing	2804	2480
TOTAL PLAYS FROM SCRIMMAGE	875	890
Rushes	448	419
Average Gain Per Rush	4.7	4.1
FORWARD PASSES ATTEMPTED	346	380
Number Completed	187	196
Per Cent Completed	54.0	51.6
Yards Lost Passing	253	394
Passes Had Intercepted	19	19
Yards Gained Per Pass	8.1	6.5
Yards Gained Per Completion	15.0	12.7
PUNTS	59	62
Total Yardage of Punts	2633	2725
Average Length	44.6	44.0
Net avg. per punt	40.1	40.2
KICKOFF RETURNS	49	58
Total Yards Returned	1287	1368
Average Length of Return	26.6	23.6
PENALTIES	65	56
Yards Penalized	635	456
FUMBLES	25	21
Own Fumbles Recovered	8	9
Opponents' Fumbles Recovered	12	17
FIELD GOALS	12	16
Field Goals Attempted	22	29
TOTAL POINTS SCORED	346	272
Touchdowns Scored	44	32
Touchdowns Rushing	27	13
Touchdowns Passing	15	18
Touchdowns Returns	2	1
Extra Points	44	32
Field Goals	12	16
Safeties	1	0

SCORING

	TDs	Ru	Pa	Int	Fu	KO	Pu	PAT	FG	S	Pts
Davis, Tommy	0	0	0	0	0	0	0	44/44	12/22	0	80
Kilmer, Billy	10	10	0	0	0	0	0	0/0	0/0	0	60
Smith, J.D.	9	8	1	0	0	0	0	0/0	0/0	0	54
Owens, R.C.	6	1	5	0	0	0	0	0/0	0/0	0	36
Stickles, Monty	5	0	5	0	0	0	0	0/0	0/0	0	30
Waters, Bobby	3	3	0	0	0	0	0	0/0	0/0	0	18
Brodie, John	2	2	0	0	0	0	0	0/0	0/0	0	12
Thomas, Aaron	2	0	2	0	0	0	0	0/0	0/0	0	12
Woodson, Abe	2	0	0	0	0	1	1	0/0	0/0	0	12
Casey, Bernie	1	0	1	0	0	0	0	0/0	0/0	0	6
Conner, Clyde	1	0	1	0	0	0	0	0/0	0/0	0	6
Cooper, Bill	1	1	0	0	0	0	0	0/0	0/0	0	6
Lockett, J.W.	1	1	0	0	0	0	0	0/0	0/0	0	6
Roberts, C.R.	1	1	0	0	0	0	0	0/0	0/0	0	6
Krueger, Charlie	0	0	0	0	0	0	0	0/0	0/0	1	2
<b>49ERS</b>	<b>44</b>	<b>27</b>	<b>15</b>	<b>0</b>	<b>0</b>	<b>1</b>	<b>1</b>	<b>44/44</b>	<b>12/22</b>	<b>1</b>	<b>346</b>
<b>OPPONENTS</b>	<b>32</b>	<b>13</b>	<b>18</b>	<b>0</b>	<b>0</b>	<b>0</b>	<b>1</b>	<b>32/32</b>	<b>16/29</b>	<b>0</b>	<b>272</b>

Rookie Names in Italic

RUSHING	Att	Yds	Avg	LG	TD
Smith, J.D.	167	823	4.9	33	8
Kilmer, Billy	96	509	5.3	31	10
Roberts, C.R.	63	338	5.4	54	1
Waters, Bobby	47	233	5.0	35	3
Brodie, John	28	90	3.2	29	2
McIlhenny, Don	8	30	3.8	15	0
Woodson, Abe	14	23	1.6	14	0
Lockett, J.W.	11	18	1.6	9	1
Cooper, Bill	8	17	2.1	6	1
Messer, Dale	3	13	4.3	6	0
Norton, Ray	2	-2	-1.0	2	0
Thomas, Aaron	1	-15	-15.0	-15	0
Owens, R.C.	(lat) 0	23		23	1
<b>49ERS</b>	<b>448</b>	<b>2100</b>	<b>4.7</b>	<b>54</b>	<b>27</b>
<b>OPPONENTS</b>	<b>419</b>	<b>1701</b>	<b>4.1</b>	<b>44</b>	<b>13</b>

RECEIVING	No	Yds	Avg	LG	TD
Owens, R.C.	55	1032	18.8	54	5
Stickles, Monty	43	794	18.5	54	5
Smith, J.D.	28	343	12.3	57	1
Thomas, Aaron	15	301	20.1	70t	2
Conner, Clyde	11	177	16.1	45	1
Casey, Bernie	10	185	18.5	51	1
Roberts, C.R.	10	83	8.3	19	0
Woodson, Abe	8	74	9.3	28	0
Lockett, J.W.	4	35	8.8		0
Messer, Dale	3	33	11.0	14	0
<b>49ERS</b>	<b>187</b>	<b>3057</b>	<b>16.4</b>	<b>70t</b>	<b>15</b>
<b>OPPONENTS</b>	<b>196</b>	<b>2874</b>	<b>14.7</b>	<b>80t</b>	<b>18</b>

INTERCEPTIONS	No	Yds	Avg	LG	TD
Baker, Dave	6	123	20.5	40	0
Johnson, Jimmy	5	116	23.2	63	0
Dove, Eddie	3	41	13.7	28	0
Harrison, Bob	2	14	7.0	9	0
Hazeltine, Matt	1	26	26.0	26	0
Woodson, Abe	1	2	2.0	2	0
Kelley, Gordon	1	0	0.0	0	0
<b>49ERS</b>	<b>19</b>	<b>322</b>	<b>17.0</b>	<b>63</b>	<b>0</b>
<b>OPPONENTS</b>	<b>19</b>	<b>249</b>	<b>13.1</b>	<b>36</b>	<b>0</b>

KICKOFF RETURNS	No	Yds	Avg	LG	TD
Woodson, Abe	27	782	29.0	98t	1
Smith, J.D.	7	158	22.6	33	0
McIlhenny, Don	6	189	31.5	49	0
Cooper, Bill	3	44	14.7	20	0
Messer, Dale	3	36	12.0	14	0
Norton, Ray	1	60	60.0	60	0
Kammerer, Carlton	1	18	18.0	18	0
Lockett, J.W.	1	15	15.0	15	0
<b>49ERS</b>	<b>49</b>	<b>1302</b>	<b>26.6</b>	<b>98t</b>	<b>1</b>
<b>OPPONENTS</b>	<b>58</b>	<b>1368</b>	<b>23.6</b>	<b>78</b>	<b>0</b>

PUNT RETURNS	No	FC	Yds	Avg	LG	TD
Woodson, Abe	16	3	172	10.8	80t	1
Dove, Eddie	6	8	49	8.2	20	0
Messer, Dale	2	4	11	5.5	6	0
<b>49ERS</b>	<b>24</b>	<b>15</b>	<b>232</b>	<b>9.7</b>	<b>80t</b>	<b>1</b>
<b>OPPONENTS</b>	<b>32</b>	<b>6</b>	<b>269</b>	<b>8.4</b>	<b>39t</b>	<b>1</b>

PUNTING	No	Yds	Avg	LG	Blk
Davis, Tommy	50	2269	45.4	67	0
Kilmer, Billy	9	364	40.4	64	0
<b>49ERS</b>	<b>59</b>	<b>2633</b>	<b>44.6</b>	<b>67</b>	<b>0</b>
<b>OPPONENTS</b>	<b>62</b>	<b>2725</b>	<b>44.0</b>	<b>64</b>	<b>0</b>

PASSING	Att	Comp	Pct	Yds	LG	TD	Int	QB
Brodie, John	283	155	54.8	2588	70t	14	12	84.7
Kilmer, Billy	34	19	55.9	286	28	0	4	44.1
Waters, Bobby	28	13	46.4	183	26	1	2	50.2
Smith, J.D.	1	0	0.0	0	0	0	1	0.0
<b>49ERS</b>	<b>346</b>	<b>187</b>	<b>54.1</b>	<b>3057</b>	<b>70t</b>	<b>15</b>	<b>19</b>	<b>75.5</b>
<b>OPPONENTS</b>	<b>380</b>	<b>196</b>	<b>51.6</b>	<b>2874</b>	<b>80t</b>	<b>18</b>	<b>19</b>	<b>71.5</b>

1962 (6-8)

Howard W. Hickey, Coach

L	14	Chicago (46,052), S-16	30
L	24	at Detroit (51,032), S-23	45
W	21	Minnesota (38,407), S-30	7
W	21	at Baltimore (54,148), O-7	13
W	34	at Chicago (48,902), O-14	27
L	13	at G.B. in Milwaukee (46,012), O-21	31
L	14	Los Angeles Rams (51,033), O-28	28
L	3	Baltimore (44,875), N-4	22
L	24	Detroit (43,449), N-11	38
W	24	at Los Angeles Rams (42,554), N-18	17
W	24	at St. Louis (17,532), N-25	17
W	35	at Minnesota (33,076), D-2	12
L	21	Green Bay (53,769), D-9	31
L	10	Cleveland (35,274), D-15	13
<b>282</b>			<b>331</b>

TEAM STATISTICS		49ers	Opp
TOTAL FIRST DOWNS		239	240
By Rushing		112	107
By Passing		112	113
By Penalties		15	20
TOTAL YARDS GAINED		3941	4549
By Rushing		1873	2241
By Passing		2068	2308
TOTAL PLAYS FROM SCRIMMAGE		854	841
Rushes		460	464
Average Gain Per Rush		4.1	4.8
FORWARD PASSES ATTEMPTED		323	296
Number Completed		185	164
Per Cent Completed		57.3	55.4
Yards Lost Passing		423	186
Passes Had Intercepted		19	12
Yards Gained Per Pass		7.7	8.4
Yards Gained Per Completion		13.5	15.2
PUNTS		48	61
Total Yardage of Punts		2188	2721
Average Length		45.6	44.6
KICKOFF RETURNS		62	51
Total Yards Returned		1739	1140
Average Length of Return		28.0	22.4
PENALTIES		63	57
Yards Penalized		636	626
FUMBLES		24	22
Own Fumbles Recovered		10	14
Opponents' Fumbles Recovered		8	14
FIELD GOALS		10	12
Field Goals Attempted		23	20
TOTAL POINTS SCORED		282	331
Touchdowns Scored		36	42
Touchdowns Rushing		15	22
Touchdowns Passing		19	17
Touchdowns Returns		2	3
Extra Points		36	39
Field Goals		10	20
Safeties		0	2

SCORING		TDs	Ru	Pa	Int	Fu	KO	Pu	PAT	FG	S	Pts
Davis, Tommy		0	0	0	0	0	0	0	36/36	10/23	0	66
Smith, J.D.		7	6	1	0	0	0	0	0/0	0/0	0	42
Casey, Bernie		6	0	6	0	0	0	0	0/0	0/0	0	36
Kilmer, Billy		6	5	1	0	0	0	0	0/0	0/0	0	36
Brodie, John		4	4	0	0	0	0	0	0/0	0/0	0	24
Conner, Clyde		4	0	4	0	0	0	0	0/0	0/0	0	24
Johnson, Jimmy		4	0	4	0	0	0	0	0/0	0/0	0	24
Stickles, Monty		3	0	3	0	0	0	0	0/0	0/0	0	18
Woodson, Abe		2	0	0	0	1	0	1	0/0	0/0	0	12
<b>49ERS</b>		<b>36</b>	<b>15</b>	<b>19</b>	<b>0</b>	<b>1</b>	<b>0</b>	<b>1</b>	<b>36/36</b>	<b>10/23</b>	<b>0</b>	<b>282</b>
<b>OPPONENTS</b>		<b>42</b>	<b>22</b>	<b>17</b>	<b>3</b>	<b>0</b>	<b>0</b>	<b>0</b>	<b>39/42</b>	<b>12/20</b>	<b>2</b>	<b>331</b>

RUSHING		Att	Yds	Avg	Lg	TD
Smith, J.D.		258	907	3.5	28	6
Kilmer, Billy		93	478	5.1	35	5
Brodie, John		37	258	7.0	21	4
Gaiters, Bob		36	158	4.4	53	0
Waters, Bobby		12	42	3.5	14	0
<i>Vollenweider, Jim</i>		11	37	3.4	10	0
Roberts, C.R.		9	19	2.1	12	0
Cooper, Bill		2	-2	-1.0	2	0
Thomas, Aaron		1	-9	-9.0	-9	0
<i>Winston, Lloyd</i>		1	-15	-15.0	-15	0
<b>49ERS</b>		<b>460</b>	<b>1873</b>	<b>4.1</b>	<b>53</b>	<b>15</b>
<b>OPPONENTS</b>		<b>464</b>	<b>2241</b>	<b>4.8</b>	<b>77t</b>	<b>21</b>

RECEIVING		No	Yds	Avg	LG	TD
Casey, Bernie		53	819	15.5	48t	6
Johnson, Jimmy		34	627	18.4	80t	4
Conner, Clyde		24	240	10.0	18	4
Stickles, Monty		22	366	16.6	48	3
Smith, J.D.		21	197	9.4	47	1
Kilmer, Billy		16	152	9.5	70	1
<i>Vollenweider, Jim</i>		4	21	5.3	10	0
Messer, Dale		3	30	10.0	15	0
<i>McFarland, Kay</i>		3	24	8.0	16	0
Gaiters, Bob		2	13	6.5	13	0
Roberts, C.R.		2	0	0.0	1	0
<i>Winston, Lloyd</i>		1	2	2.0	2	0
<b>49ERS</b>		<b>185</b>	<b>2491</b>	<b>13.5</b>	<b>80t</b>	<b>19</b>
<b>OPPONENTS</b>		<b>164</b>	<b>2494</b>	<b>15.2</b>	<b>73t</b>	<b>17</b>

INTERCEPTIONS		No	Yds	Avg	LG	TD
Woodson, Abe		2	31	15.5	31	0
Hazeltine, Matt		2	24	12.0	12	0
<i>Pine, Ed</i>		2	16	8.0	13	0
Mertens, Jerry		2	0	0.0	0	0
Messer, Dale		1	35	35.0	35	0
Kammerer, Carlton		1	13	13.0	13	0
Ridlon, Jim		1	8	8.0	8	0
Dove, Eddie		1	0	0.0	0	0
<b>49ERS</b>		<b>12</b>	<b>127</b>	<b>10.6</b>	<b>35</b>	<b>0</b>
<b>OPPONENTS</b>		<b>19</b>	<b>334</b>	<b>17.6</b>	<b>55t</b>	<b>3</b>

KICKOFF RETURNS		No	Yds	Avg	LG	TD
Woodson, Abe		37	1157	31.3	79	0
Gaiters, Bob		11	273	24.8	47	0
<i>Vollenweider, Jim</i>		6	113	18.8	45	0
Messer, Dale		4	112	28.0	43	0
<i>Winston, Lloyd</i>		3	67	22.3	29	0
Cooper, Bill		1	17	17.0	17	0
<b>49ERS</b>		<b>62</b>	<b>1739</b>	<b>28.1</b>	<b>79</b>	<b>0</b>
<b>OPPONENTS</b>		<b>51</b>	<b>1140</b>	<b>22.4</b>	<b>40</b>	<b>0</b>

PUNT RETURNS		No	FC	Yds	Avg	LG	TD
Woodson, Abe		19	3	179	9.4	85t	1
Dove, Eddie		5	2	21	4.2	10	0
Messer, Dale		3	8	7	2.3	7	0
<b>49ERS</b>		<b>27</b>	<b>13</b>	<b>207</b>	<b>7.7</b>	<b>85t</b>	<b>1</b>
<b>OPPONENTS</b>		<b>32</b>	<b>5</b>	<b>285</b>	<b>8.9</b>	<b>31</b>	<b>0</b>

PUNTING		No	Yds	Avg	LG	Bik
Davis, Tommy		48	2188	45.6	82	0
<b>49ERS</b>		<b>48</b>	<b>2188</b>	<b>45.6</b>	<b>82</b>	<b>0</b>
<b>OPPONENTS</b>		<b>61</b>	<b>2720</b>	<b>44.6</b>	<b>75</b>	<b>0</b>

PASSING		Att	Comp	Pct	Yds	LG	TD	Int	QB
Brodie, John		304	175	57.6	2272	80t	18	16	79.0
Kilmer, Billy		13	8	61.5	191	73	1	3	91.5
Waters, Bobby		6	2	33.3	28	15	0	0	49.3
<b>49ERS</b>		<b>323</b>	<b>185</b>	<b>57.3</b>	<b>2491</b>	<b>80t</b>	<b>19</b>	<b>19</b>	<b>77.0</b>
<b>OPPONENTS</b>		<b>296</b>	<b>164</b>	<b>55.4</b>	<b>2494</b>	<b>73t</b>	<b>17</b>	<b>12</b>	<b>85.6</b>

Rookie Names in Italic

1963 (2-12)

Coach\*

L	20	Minnesota (30,781), S-15	24
L	14	Baltimore (31,006), S-22	20
L	14	at Minnesota (28,567), S-29	45
L	3	at Detroit (44,088), O-6	26
L	3	at Baltimore (56,962), O-13	20
W	20	Chicago (35,837), O-20	14
L	21	at Los Angeles Rams (45,532), O-27	28
L	7	Detroit (33,511), N-3	45
W	31	Dallas (29,563), N-10	24
L	14	at New York Giants (62,982), N-17	48
L	10	at G.B. in Milwaukee (45,905), N-24	28
L	17	Los Angeles Rams (33,321), D-1	21
L	7	at Chicago (46,994), D-8	27
L	17	Green Bay (31,031), D-14	21

198 391

\*Coach Red Hickey resigned after third game and Jack Christiansen was appointed his successor.

TEAM STATISTICS	49ers	Opp
TOTAL FIRST DOWNS	183	304
By Rushing	87	121
By Passing	87	168
By Penalties	9	15
TOTAL YARDS GAINED	3281	5447
By Rushing	1454	2076
By Passing	1827	3371
TOTAL PLAYS FROM SCRIMMAGE	790	963
Rushes	406	488
Average Gain Per Rush	3.6	4.3
FORWARD PASSES ATTEMPTED	349	450
Number Completed	156	244
Per Cent Completed	44.7	54.2
Sacks/Yards Lost	35/263	25/210
Passes Had Intercepted	22	14
Yards Gained Per Pass	6.0	8.0
Yards Gained Per Completion	13.4	14.7
PUNTS	73	55
Total Yardage of Punts	3311	2371
Average Length	45.4	43.1
KICKOFF RETURNS	62	37
Total Yards Returned	1659	816
Average Length of Return	26.8	22.1
PENALTIES	51	73
Yards Penalized	439	667
FUMBLES	25	27
Own Fumbles Recovered	17	14
Opponents' Fumbles Recovered	13	8
FIELD GOALS	10	12
Field Goals Attempted	31	20
TOTAL POINTS SCORED	198	391
Touchdowns Scored	24	51
Touchdowns Rushing	8	20
Touchdowns Passing	13	27
Touchdowns Returns	3	4
Extra Points	24	50
Field Goals	10	20
Safeties	0	1

SCORING	TDs	Ru	Pa	Int	Fu	KO	Pu	PAT	FG	S	Pts
Davis, Tommy	0	0	0	0	0	0	0	24/24	10/31	0	54
Casey, Bernie	7	0	7	0	0	0	0	0/0	0/0	0	42
Smith, J.D.	6	5	1	0	0	0	0	0/0	0/0	0	36
Woodson, Abe	3	0	0	0	0	3	0	0/0	0/0	0	18
Knafelc, Gary	2	0	2	0	0	0	0	0/0	0/0	0	12
Lisbon, Don	2	0	2	0	0	0	0	0/0	0/0	0	12
Vollenweider, Jim	2	2	0	0	0	0	0	0/0	0/0	0	12
McFarland, Kay	1	0	1	0	0	0	0	0/0	0/0	0	6
Winston, Lloyd	1	1	0	0	0	0	0	0/0	0/0	0	6
49ERS	24	8	13	0	0	3	0	24/24	10/31	0	198
OPPONENTS	51	20	27	1	1	0	2	50/51	11/27	1	391

RUSHING	Att	Yds	Avg	Lg	TD
Smith, J.D.	162	560	3.5	52t	5
Lisbon, Don	109	399	3.7	25	0
Winston, Lloyd	27	127	4.7	38	1
Vollenweider, Jim	47	124	2.6	12	2
Perry, Joe	24	98	4.1	16	0
Brodie, John	7	63	9.0	24	0
McHan, Lamar	17	59	3.5	15	0
Lind, Mike	8	26	3.3	7	0
Waters, Bobby	5	-2	-0.4	8	0
49ERS	406	1454	3.6	52t	8
OPPONENTS	488	2076	4.3	51t	20

RECEIVING	No	Yds	Avg	LG	TD
Casey, Bernie	47	762	16.2	68t	7
Lisbon, Don	21	259	12.3	51	2
Knafelc, Gary	18	221	12.3	45t	2
Smith, J.D.	17	196	11.5	40	1
Conner, Clyde	16	247	15.4	42	0
Stickles, Monty	11	152	13.8	31	0
McFarland, Kay	11	126	11.5	33	1
Johnson, Jimmy	6	63	10.5	15	0
Perry, Joe	4	12	3.0	8	0
Lind, Mike	2	13	6.5	8	0
Winston, Lloyd	2	13	6.5	10	0
Vollenweider, Jim	1	26	26.0	26	0
49ERS	156	2090	13.4	68t	13
OPPONENTS	244	3581	14.7	70t	27

INTERCEPTIONS	No	Yds	Avg	LG	TD
Alexander, Kermit	5	72	14.4	38	0
Woodson, Abe	3	61	20.3	61	0
Johnson, Jimmy	2	36	18.0	36	0
Dowdle, Mike	2	6	3.0	6	0
Kimbrough, Elbert	1	45	45.0	45	0
Pine, Ed	1	1	1.0	1	0
49ERS	14	221	15.8	61	0
OPPONENTS	22	283	12.9	52	1

KICKOFF RETURNS	No	Yds	Avg	LG	TD
Woodson, Abe	29	935	32.2	103t	3
Alexander, Kermit	24	638	26.6	46	0
Vollenweider, Jim	4	75	18.8	23	0
Cooper, Bill	2	8	4.0	8	0
St.Clair, Bob	2	3	1.5	3	0
Stickles, Monty	1	0	0.0	0	0
49ERS	62	1659	26.8	103t	3
OPPONENTS	37	816	22.1	45	0

PUNT RETURNS	No	FC	Yds	Avg	LG	TD
Woodson, Abe	13	7	95	7.3	51	0
Messer, Dale	5	12	4	0.8	3	0
49ERS	18	19	99	5.5	51	0
OPPONENTS	50	5	587	11.7	90t	2

PUNTING	No	Yds	Avg	LG	Blk
Davis, Tommy	73	3311	45.4	64	2
49ERS	73	3311	45.4	64	2
OPPONENTS	55	2373	43.2	68	0

PASSING	Att	Comp	Pct	Yds	LG	TD	Int	QB
McHan, Lamar	195	83	42.6	1243	68t	8	11	54.3
Waters, Bobby	88	42	47.7	435	42	1	6	37.8
Brodie, John	61	30	49.2	367	44t	3	4	57.2
Lisbon, Don	2	1	50.0	45	45t	1	0	135.4
Davis, Tommy	1	0	0.0	0	0	0	0	39.6
Perry, Joe	1	0	0.0	0	0	0	0	39.6
Vollenweider, Jim	1	0	0.0	0	0	0	1	0.0
49ERS	349	156	44.7	2090	68t	13	22	50.4
OPPONENTS	450	244	54.2	3581	70t	27	14	87.5

Rookie Names in Italic

1964 (4-10)

Jack Christiansen, Coach

L	17	Detroit (33,204), S-13	26
W	28	at Philadelphia (57,352), S-20	24
L	13	St. Louis (30,969), S-27	23
W	31	Chicago (33,132), O-4	21
L	14	at G.B. in Milwaukee (47,380), O-11	24
L	14	at Los Angeles Rams (54,355), O-18	42
L	22	Minnesota (31,845), O-25	27
L	7	at Baltimore (60,213), N-1	37
L	7	at Minnesota (40,408), N-8	24
W	24	Green Bay (38,483), N-15	14
L	21	at Chicago (46,772), N-22	23
L	3	Baltimore (33,642), N-29	14
W	28	Los Angeles Rams (31,791), D-6	7
L	7	at Detroit (41,854), D-13	24
<b>236</b>			<b>330</b>

TEAM STATISTICS

	49ers	Opp
TOTAL FIRST DOWNS	233	255
By Rushing	76	90
By Passing	136	138
By Penalties	21	27
TOTAL YARDS GAINED	4073	4404
By Rushing	1332	1560
By Passing	2741	2844
TOTAL PLAYS FROM SCRIMMAGE	871	920
Rushes	383	443
Average Gain Per Rush	3.5	3.5
FORWARD PASSES ATTEMPTED	461	434
Number Completed	225	232
Per Cent Completed	48.8	53.5
Sacks/Yards Lost	27/249	43/297
Passes Had Intercepted	22	15
Yards Gained Per Pass	6.5	7.2
Yards Gained Per Completion	13.3	13.5
PUNTS	79	76
Total Yardage of Punts	3603	3481
Average Length	45.6	45.8
KICKOFF RETURNS	57	37
Total Yards Returned	1393	883
Average Length of Return	24.4	23.9
PENALTIES	79	76
Yards Penalized	741	783
FUMBLES	42	33
Own Fumbles Recovered	18	19
Opponents' Fumbles Recovered	14	24
FIELD GOALS	8	17
Field Goals Attempted	25	34
TOTAL POINTS SCORED	236	330
Touchdowns Scored	30	40
Touchdowns Rushing	11	11
Touchdowns Passing	18	23
Touchdowns Returns	1	6
Extra Points	30	39
Field Goals	8	20
Safetyes	1	0

SCORING

	TDs	Ru	Pa	Int	Fu	KO	Pu	PAT	FG	S	Pts
Davis, Tommy	0	0	0	0	0	0	0	30/30	8/25	0	54
Parks, Dave	8	0	8	0	0	0	0	0/0	0/0	0	48
Lind, Mike	7	7	0	0	0	0	0	0/0	0/0	0	42
Casey, Bernie	4	0	4	0	0	0	0	0/0	0/0	0	24
Stickles, Monty	3	0	3	0	0	0	0	0/0	0/0	0	18
Brodie, John	2	2	0	0	0	0	0	0/0	0/0	0	12
Kopay, Dave	2	0	2	0	0	0	0	0/0	0/0	0	6
Alexander, Kermit	1	0	0	0	0	0	1	0/0	0/0	0	6
Lewis, Gary	1	1	0	0	0	0	0	0/0	0/0	0	6
Johnson, Rudy	1	1	0	0	0	0	0	0/0	0/0	0	6
Lisbon, Don	1	0	1	0	0	0	0	0/0	0/0	0	6
Team	0	0	0	0	0	0	0	0/0	0/0	0	2
<b>49ERS</b>	<b>30</b>	<b>11</b>	<b>18</b>	<b>0</b>	<b>0</b>	<b>0</b>	<b>1</b>	<b>30/30</b>	<b>8/25</b>	<b>0</b>	<b>236</b>
<b>OPPONENTS</b>	<b>40</b>	<b>11</b>	<b>23</b>	<b>2</b>	<b>2</b>	<b>0</b>	<b>2</b>	<b>39/40</b>	<b>17/34</b>	<b>0</b>	<b>330</b>

RUSHING	Att	Yds	Avg	LG	TD
Kopay, Dave	75	271	3.6	18	0
Lind, Mike	100	256	2.6	21	7
Mira, George	18	177	9.8	37	0
Lisbon, Don	55	162	3.0	14	0
Brodie, John	27	135	5.0	38	2
Lewis, Gary	43	115	2.7	17	1
Kilmer, Billy	36	113	3.1	14	0
Smith, J.D.	13	55	4.2	16	0
Johnson, Rudy	16	48	3.0	24	1
<b>49ERS</b>	<b>383</b>	<b>1332</b>	<b>3.5</b>	<b>38</b>	<b>11</b>
<b>OPPONENTS</b>	<b>442</b>	<b>1560</b>	<b>3.5</b>	<b>32</b>	<b>11</b>

RECEIVING	No	Yds	Avg	LG	TD
Casey, Bernie	58	808	13.9	63t	4
Stickles, Monty	40	685	17.1	53t	3
Parks, Dave	36	703	19.5	83t	8
Lind, Mike	25	178	7.1	26	0
Kopay, Dave	20	135	6.8	30	2
Lisbon, Don	13	104	8.0	39t	1
Kilmer, Billy	11	136	12.4	35	0
Lewis, Gary	7	73	10.4	47	0
McFarland, Kay	5	67	13.4	33	0
Johnson, Rudy	5	21	4.2	12	0
Messer, Dale	4	72	18.0	28	0
Poole, Bob	1	8	8.0	8	0
<b>49ERS</b>	<b>225</b>	<b>2990</b>	<b>13.3</b>	<b>83t</b>	<b>18</b>
<b>OPPONENTS</b>	<b>232</b>	<b>3135</b>	<b>13.5</b>	<b>82t</b>	<b>23</b>

INTERCEPTIONS	No	Yds	Avg	LG	TD
Alexander, Kermit	5	65	13.0	24	0
Johnson, Jimmy	3	65	21.7	43	0
Kimbrough, Elbert	2	3	1.5	3	0
Woodson, Abe	2	1	0.5	1	0
Dowdle, Mike	1	14	14.0	14	0
Wilcox, Dave	1	6	6.0	6	0
Hazeltine, Matt	1	1	1.0	1	0
<b>49ERS</b>	<b>15</b>	<b>155</b>	<b>10.3</b>	<b>43</b>	<b>0</b>
<b>OPPONENTS</b>	<b>22</b>	<b>530</b>	<b>24.1</b>	<b>97t</b>	<b>2</b>

KICKOFF RETURNS	No	Yds	Avg	LG	TD
Woodson, Abe	32	880	27.5	70	0
Alexander, Kermit	20	483	24.2	44	0
Kopay, Dave	2	30	15.0	16	0
Lewis, Gary	1	0	0.0	0	0
Pine, Ed	1	0	0.0	0	0
Thomas, John	1	0	0.0	0	0
<b>49ERS</b>	<b>57</b>	<b>1393</b>	<b>24.4</b>	<b>70</b>	<b>0</b>
<b>OPPONENTS</b>	<b>37</b>	<b>883</b>	<b>23.9</b>	<b>41</b>	<b>0</b>

PUNT RETURNS	No	FC	Yds	Avg	LG	TD
Alexander, Kermit	21	5	189	9.0	70t	1
Woodson, Abe	22	8	133	6.1	26	0
<b>49ERS</b>	<b>43</b>	<b>13</b>	<b>322</b>	<b>7.5</b>	<b>70t</b>	<b>1</b>
<b>OPPONENTS</b>	<b>50</b>	<b>5</b>	<b>540</b>	<b>10.8</b>	<b>68t</b>	<b>2</b>

PUNTING	No	Yds	Avg	LG	Bk
Davis, Tommy	79	3599	45.6	68	0
<b>49ERS</b>	<b>79</b>	<b>3599</b>	<b>45.6</b>	<b>68</b>	<b>0</b>
<b>OPPONENTS</b>	<b>75</b>	<b>3426</b>	<b>45.7</b>	<b>74</b>	<b>0</b>

PASSING	Att	Comp	Pct	Yds	LG	TD	Int	QB
Brodie, John	392	193	49.2	2498	83t	14	16	64.6
Mira, George	53	23	43.4	331	79t	2	5	37.5
Kilmer, Billy	14	8	57.1	92	24	1	1	71.1
Lind, Mike	1	1	100.0	69	69t	1	0	158.3
Kopay, Dave	1	0	0.0	0	0	0	0	39.6
<b>49ERS</b>	<b>461</b>	<b>225</b>	<b>48.8</b>	<b>2990</b>	<b>83t</b>	<b>18</b>	<b>22</b>	<b>62.9</b>
<b>OPPONENTS</b>	<b>434</b>	<b>232</b>	<b>53.5</b>	<b>3135</b>	<b>82t</b>	<b>23</b>	<b>16</b>	<b>79.0</b>

Rookie Names in Italic

1965 (7-6-1)

Jack Christiansen, Coach

W	52	Chicago (31,211), S-19	24
W	27	Pittsburgh (28,161), S-26	17
L	24	at Baltimore (57,342), O-3	27
L	10	at Green Bay (50,858), O-10	27
W	45	at Los Angeles Rams (34,703), O-17	21
L	41	Minnesota (40,673), O-24	42
L	28	Baltimore (43,575), O-31	34
L	31	at Dallas (30,531), N-7	39
W	27	at Detroit (52,570), N-14	21
W	30	Los Angeles Rams (39,253), N-21	27
W	45	at Minnesota (36,748), N-28	24
W	17	Detroit (38,483), D-5	14
L	20	at Chicago (43,400), D-12	61
T	24	Green Bay (45,710), D-19	24
<b>421</b>			<b>402</b>

TEAM STATISTICS	49ers	Opp
TOTAL FIRST DOWNS	292	259
By Rushing	97	94
By Passing	172	139
By Penalties	23	26
TOTAL YARDS GAINED	5270	4640
By Rushing	1783	1535
By Passing	3487	3105
TOTAL PLAYS FROM SCRIMMAGE	901	878
Rushes	428	405
Average Gain Per Rush	4.2	3.8
FORWARD PASSES ATTEMPTED	454	448
Number Completed	272	225
Per Cent Completed	59.9	50.2
Sacks/Yards Lost	19/146	25/197
Passes Had Intercepted	21	13
Yards Gained Per Pass	8.0	7.4
Yards Gained Per Completion	13.4	14.7
PUNTS	54	62
Total Yardage of Punts	2474	2598
Average Length	45.8	41.9
KICKOFF RETURNS	59	59
Total Yards Returned	1276	1566
Average Length of Return	21.6	26.1
PENALTIES	79	71
Yards Penalized	785	727
FUMBLES	33	34
Own Fumbles Recovered	14	17
Opponents' Fumbles Recovered	17	19
FIELD GOALS	17	14
Field Goals Attempted	27	27
TOTAL POINTS SCORED	421	402
Touchdowns Scored	53	52
Touchdowns Rushing	13	20
Touchdowns Passing	35	24
Touchdowns Returns	5	8
Extra Points	52	48
Field Goals	17	14
Safeties	0	0

SCORING	TDs	Ru	Pa	Int	Fu	KO	Pu	PAT	FG	S	Pts
Davis, Tommy	0	0	0	0	0	0	0	52/53	17/27	0	103
Parks, Dave	12	0	12	0	0	0	0	0/0	0/0	0	72
Crow, John David	9	2	7	0	0	0	0	0/0	0/0	0	54
Willard, Ken	9	5	4	0	0	0	0	0/0	0/0	0	54
Casey, Bernie	8	0	8	0	0	0	0	0/0	0/0	0	48
Kopay, Dave	4	2	1	0	1	0	0	0/0	0/0	0	24
Lewis, Gary	3	3	0	0	0	0	0	0/0	0/0	0	18
Brodie, John	1	1	0	0	0	0	0	0/0	0/0	0	6
Burke, Vern	1	0	1	0	0	0	0	0/0	0/0	0	6
Chapple, Jack	1	0	0	0	1	0	0	0/0	0/0	0	6
Krueger, Charlie	1	0	0	0	1	0	0	0/0	0/0	0	6
McFarland, Kay	1	0	1	0	0	0	0	0/0	0/0	0	6
Miller, Clark	1	0	0	0	1	0	0	0/0	0/0	0	6
Stickles, Monty	1	0	1	0	0	0	0	0/0	0/0	0	6
Wilcox, Dave	1	0	0	0	1	0	0	0/0	0/0	0	6
<b>49ERS</b>	<b>53</b>	<b>13</b>	<b>35</b>	<b>0</b>	<b>5</b>	<b>0</b>	<b>1</b>	<b>52/53</b>	<b>17/27</b>	<b>0</b>	<b>421</b>
<b>OPPONENTS</b>	<b>52</b>	<b>20</b>	<b>24</b>	<b>3</b>	<b>3</b>	<b>1</b>	<b>1</b>	<b>48/52</b>	<b>14/27</b>	<b>0</b>	<b>402</b>

Rookie Names in Italic

RUSHING	Att	Yds	Avg	Lg	TD
Willard, Ken	189	778	4.1	32	5
Crow, John David	132	514	3.9	30	2
Lewis, Gary	52	256	4.9	60t	3
Kopay, Dave	28	81	2.9	10	2
Mira, George	5	64	12.8	25	0
Brodie, John	15	60	4.0	13	1
Davis, Tommy	1	21	21.0	21	0
Johnson, Rudy	6	9	1.5	4	0
<b>49ERS</b>	<b>428</b>	<b>1783</b>	<b>4.2</b>	<b>60t</b>	<b>13</b>
<b>OPPONENTS</b>	<b>405</b>	<b>1535</b>	<b>3.8</b>	<b>50t</b>	<b>20</b>

RECEIVING	No	Yds	Avg	LG	TD
Parks, Dave	80	1344	16.8	53t	12
Casey, Bernie	59	765	13.0	59t	8
Stickles, Monty	35	343	9.8	22	1
Willard, Ken	32	253	7.9	29t	4
Crow, John David	28	493	17.6	54	7
Kopay, Dave	11	147	13.4	44	1
Lewis, Gary	10	25	2.5	12	0
McFarland, Kay	8	106	13.3	35t	1
Johnson, Rudy	3	49	16.3	28	0
Messer, Dale	2	41	20.5	37	0
Burke, Vern	2	38	19.0	27t	1
Poole, Bob	2	29	14.5	15	0
<b>49ERS</b>	<b>272</b>	<b>3633</b>	<b>13.4</b>	<b>59t</b>	<b>35</b>
<b>OPPONENTS</b>	<b>225</b>	<b>3290</b>	<b>14.6</b>	<b>80t</b>	<b>24</b>

INTERCEPTIONS	No	Yds	Avg	LG	TD
Johnson, Jimmy	6	47	7.8	26	0
Alexander, Kermit	3	23	7.7	15	0
Kimbrough, Elbert	2	5	2.5	5	0
Wilcox, Dave	1	16	16.0	16	0
Hazeltine, Matt	1	6	6.0	6	0
<b>49ERS</b>	<b>13</b>	<b>97</b>	<b>7.5</b>	<b>26</b>	<b>0</b>
<b>OPPONENTS</b>	<b>21</b>	<b>232</b>	<b>11.1</b>	<b>33</b>	<b>3</b>

KICKOFF RETURNS	No	Yds	Avg	LG	TD
Alexander, Kermit	32	741	23.2	46	0
Lewis, Gary	15	355	23.7	39	0
Johnson, Rudy	4	71	17.8	27	0
Swinford, Wayne	4	61	15.3	22	0
Messer, Dale	1	27	27.0	27	0
Kopay, Dave	1	21	21.0	21	0
Cerne, Joe	1	0	0.0	0	0
Rubke, Karl	1	0	0.0	0	0
<b>49ERS</b>	<b>59</b>	<b>1276</b>	<b>21.6</b>	<b>46</b>	<b>0</b>
<b>OPPONENTS</b>	<b>59</b>	<b>1566</b>	<b>26.5</b>	<b>99t</b>	<b>1</b>

PUNT RETURNS	No	FC	Yds	Avg	LG	TD
Alexander, Kermit	35	7	262	7.5	40	0
Swinford, Wayne	2	11	18	9.0	18	0
Lewis, Gary	1	0	3	3.0	3	0
<b>49ERS</b>	<b>38</b>	<b>18</b>	<b>283</b>	<b>7.5</b>	<b>40</b>	<b>0</b>
<b>OPPONENTS</b>	<b>33</b>	<b>7</b>	<b>408</b>	<b>12.4</b>	<b>85t</b>	<b>1</b>

PUNTING	No	Yds	Avg	LG	Blk
Davis, Tommy	54	2471	45.8	65	0
<b>49ERS</b>	<b>54</b>	<b>2471</b>	<b>45.8</b>	<b>65</b>	<b>0</b>
<b>OPPONENTS</b>	<b>62</b>	<b>2599</b>	<b>41.9</b>	<b>90</b>	<b>0</b>

PASSING	Att	Comp	Pct	Yds	LG	TD	Int	QB
Brodie, John	391	242	61.9	3112	59t	30	16	95.3
Mira, George	58	28	48.3	460	46	4	3	76.8
Crow, John David	4	2	50.0	61	45t	1	1	95.8
Willard, Ken	1	0	0.0	0	0	0	1	0.0
<b>49ERS</b>	<b>454</b>	<b>272</b>	<b>59.9</b>	<b>3633</b>	<b>59t</b>	<b>35</b>	<b>21</b>	<b>91.8</b>
<b>OPPONENTS</b>	<b>447</b>	<b>225</b>	<b>50.3</b>	<b>3290</b>	<b>80t</b>	<b>24</b>	<b>13</b>	<b>80.5</b>



1966 (6-6-2)

Jack Christiansen, Coach

T	20	Minnesota (29,312), S-11	20
L	14	at Baltimore (56,715), S-25	36
L	3	at Los Angeles Rams (45,642), S-30	34
W	21	Green Bay (39,290), O-9	20
W	44	at Atlanta (54,788), O-16	7
W	27	Detroit (36,745), O-23	24
L	3	at Minnesota (45,007), O-30	28
W	21	Los Angeles Rams (35,372), N-6	13
T	30	at Chicago (47,079), N-13	30
L	34	Philadelphia (31,993), N-20	35
W	41	at Detroit (53,189), N-24	14
L	7	at G.B. in Milwaukee (48,725), D-4	20
W	41	Chicago (37,170), D-11	14
L	14	Baltimore (40,005), D-18	30
<b>320</b>			<b>325</b>

TEAM STATISTICS	49ers	Opp
TOTAL FIRST DOWNS	282	238
By Rushing	101	88
By Passing	153	126
By Penalties	28	24
TOTAL YARDS GAINED	4391	4179
By Rushing	1377	1629
By Passing	3014	2550
TOTAL PLAYS FROM SCRIMMAGE	952	868
Rushes	422	414
Average Gain Per Rush	4.2	3.9
FORWARD PASSES ATTEMPTED	500	414
Number Completed	261	206
Per Cent Completed	52.2	49.8
Sacks/Yards Lost	38/352	40/345
Passes Had Intercepted	26	18
Yards Gained Per Pass	6.5	7.0
Yards Gained Per Completion	12.4	14.1
PUNTS	70	76
Total Yardage of Punts	2854	3130
Average Length	40.6	41.2
KICKOFF RETURNS	56	59
Total Yards Returned	1326	1343
Average Length of Return	23.7	22.8
PENALTIES	86	91
Yards Penalized	819	938
FUMBLES	26	24
Own Fumbles Recovered	14	13
Opponents' Fumbles Recovered	11	12
FIELD GOALS	16	16
Field Goals Attempted	31	31
TOTAL POINTS SCORED	320	325
Touchdowns Scored	39	40
Touchdowns Rushing	12	15
Touchdowns Passing	21	22
Touchdowns Returns	6	3
Extra Points	38	37
Field Goals	16	16
Safeties	0	0

SCORING	TDs	Ru	Pa	Int	Fu	KO	Pu	PAT	FG	S	Pts
Davis, Tommy	0	0	0	0	0	0	0	38/39	16/31	0	86
Willard, Ken	7	5	2	0	0	0	0	0/0	0/0	0	42
Parks, Dave	5	0	5	0	0	0	0	0/0	0/0	0	30
Crow, John David	4	1	3	0	0	0	0	0/0	0/0	0	24
Brodie, John	3	3	0	0	0	0	0	0/0	0/0	0	18
Kramer, Kent	3	0	3	0	0	0	0	0/0	0/0	0	18
Lewis, Gary	3	2	1	0	0	0	0	0/0	0/0	0	18
Alexander, Kermit	2	0	0	1	0	1	0/0	0/0	0/0	0	12
Kopay, Dave	2	1	1	0	0	0	0/0	0/0	0/0	0	12
Stickles, Monty	2	0	2	0	0	0	0/0	0/0	0/0	0	12
Casey, Bernie	1	0	1	0	0	0	0/0	0/0	0/0	0	6
Dowdle, Mike	1	0	0	1	0	0	0/0	0/0	0/0	0	6
Hazeltine, Matt	1	0	0	1	0	0	0/0	0/0	0/0	0	6
Jackson, Jim	1	0	1	0	0	0	0/0	0/0	0/0	0	6
Johnson, Jimmy	1	0	0	1	0	0	0/0	0/0	0/0	0	6
McFarland, Kay	1	0	1	0	0	0	0/0	0/0	0/0	0	6

Rookie Names in Italic

(continued)

SCORING	TDs	Ru	Pa	Int	Fu	KO	Pu	PAT	FG	S	Pts
Randolph, Alvin	1	0	0	1	0	0	0	0/0	0/0	0	6
Witcher, Dick	1	0	1	0	0	0	0	0/0	0/0	0	6
<b>49ERS</b>	<b>39</b>	<b>12</b>	<b>21</b>	<b>3</b>	<b>2</b>	<b>0</b>	<b>1</b>	<b>38/39</b>	<b>16/31</b>	<b>0</b>	<b>320</b>
<b>OPPONENTS</b>	<b>40</b>	<b>15</b>	<b>22</b>	<b>1</b>	<b>0</b>	<b>1</b>	<b>1</b>	<b>37/40</b>	<b>16/31</b>	<b>0</b>	<b>325</b>

RUSHING	Att	Yds	Avg	Lg	TD
Willard, Ken	191	763	4.0	49	5
Crow, John David	121	477	3.9	31	1
Kopay, Dave	47	204	4.3	32	1
Lewis, Gary	36	130	3.6	15	2
Mira, George	10	103	10.3	38	0
Davis, Tommy	3	43	14.3	22	0
Casey, Bernie	1	23	23.0	23	0
Kilmer, Billy	3	23	7.7	13	0
Brodie, John	5	18	3.6	7	3
Jackson, Jim	4	7	1.8	4	0
Parks, Dave	1	-1	-1.0	-1	0
<b>49ERS</b>	<b>422</b>	<b>1790</b>	<b>4.2</b>	<b>49</b>	<b>12</b>
<b>OPPONENTS</b>	<b>413</b>	<b>1629</b>	<b>3.9</b>	<b>45</b>	<b>15</b>

RECEIVING	No	Yds	Avg	LG	TD
Parks, Dave	66	974	14.8	65t	5
Casey, Bernie	50	669	13.4	32	1
Willard, Ken	42	351	8.4	62	2
Crow, John David	30	341	11.4	54	3
Stickles, Monty	27	315	11.7	38	2
McFarland, Kay	13	219	16.9	43	1
Witcher, Dick	10	115	11.5	24	1
Kopay, Dave	10	67	6.7	29t	1
Lewis, Gary	7	44	6.3	18t	1
Kramer, Kent	5	81	16.2	24	3
Jackson, Jim	1	63	63.0	63t	1
<b>49ERS</b>	<b>261</b>	<b>3239</b>	<b>12.4</b>	<b>65t</b>	<b>21</b>
<b>OPPONENTS</b>	<b>206</b>	<b>2895</b>	<b>14.1</b>	<b>83t</b>	<b>18</b>

INTERCEPTIONS	No	Yds	Avg	LG	TD
Alexander, Kermit	4	73	18.3	55	0
Johnson, Jimmy	4	57	14.3	35t	1
Randolph, Alvin	3	138	46.0	94t	1
Kimbrough, Elbert	3	60	20.0	44	0
Donnelly, George	2	16	8.0	16	0
Dowdle, Mike	1	27	27.0	27t	1
Hazeltine, Matt	1	8	8.0	8	0
<b>49ERS</b>	<b>18</b>	<b>379</b>	<b>21.1</b>	<b>94t</b>	<b>3</b>
<b>OPPONENTS</b>	<b>26</b>	<b>334</b>	<b>12.9</b>	<b>50</b>	<b>1</b>

KICKOFF RETURNS	No	Yds	Avg	LG	TD
Alexander, Kermit	37	984	26.6	56	0
Jackson, Jim	8	162	20.3	28	0
Swinford, Wayne	4	73	18.3	21	0
Lewis, Gary	3	65	21.7	32	0
Kopay, Dave	2	20	10.0	11	0
Phillips, Mel	1	20	20.0	20	0
Hindman, Stan	1	2	2.0	2	0
<b>49ERS</b>	<b>56</b>	<b>1326</b>	<b>23.7</b>	<b>56</b>	<b>0</b>
<b>OPPONENTS</b>	<b>59</b>	<b>1343</b>	<b>22.8</b>	<b>81</b>	<b>1</b>

PUNT RETURNS	No	FC	Yds	Avg	LG	TD
Alexander, Kermit	30	3	198	6.6	44t	1
Swinford, Wayne	8	6	12	1.5	7	0
Kopay, Dave	4	7	28	7.0	10	0
Jackson, Jim	2	0	0	0.0	0	0
Donnelly, George	1	0	0	0.0	0	0
<b>49ERS</b>	<b>45</b>	<b>16</b>	<b>238</b>	<b>5.3</b>	<b>44t</b>	<b>1</b>
<b>OPPONENTS</b>	<b>33</b>	<b>13</b>	<b>368</b>	<b>11.2</b>	<b>79t</b>	<b>1</b>

PUNTING	No	Yds	Avg	LG	Bk
Davis, Tommy	63	2609	41.4	60	0
Kilmer, Billy	7	245	35.0	45	0
<b>49ERS</b>	<b>70</b>	<b>2854</b>	<b>40.8</b>	<b>60</b>	<b>0</b>
<b>OPPONENTS</b>	<b>76</b>	<b>3130</b>	<b>41.2</b>	<b>66</b>	<b>0</b>

PASSING	Att	Comp	Pct	Yds	LG	TD	QB
Brodie, John	427	232	54.3	2810	65t	16	22 65.8
Mira, George	53	22	41.5	284	29	5	2 74.7
Kilmer, Billy	16	5	31.3	84	26	0	1 24.0
Crow, John David	4	2	50.0	61	46	0	1 56.3
<b>49ERS</b>	<b>500</b>	<b>261</b>	<b>52.2</b>	<b>3239</b>	<b>65t</b>	<b>21</b>	<b>26 64.9</b>
<b>OPPONENTS</b>	<b>414</b>	<b>206</b>	<b>49.8</b>	<b>2895</b>	<b>83t</b>	<b>18</b>	<b>18 69.0</b>

1967 (7-7)

Jack Christiansen, Coach

W	27	at Minnesota (39,638), S-17	21
W	38	Atlanta (30,207), S-24	7
L	7	at Baltimore (60,238), O-1	41
W	27	at Los Angeles Rams (60,424), O-8	24
W	28	at Philadelphia (60,825), O-15	27
W	27	New Orleans (34,285), O-22	13
L	3	Detroit (37,990), O-29	45
L	7	Los Angeles Rams (53,194), N-5	17
L	28	at Washington (50,326), N-12	31
L	0	at Green Bay (50,861), N-19	13
L	9	Baltimore (44,815), N-26	26
L	14	Chicago (25,613), D-3	28
W	34	at Atlanta (51,798), D-10	28
W	24	Dallas (27,182), D-16	16
<b>273</b>			<b>337</b>

TEAM STATISTICS

	49ers	Opp
TOTAL FIRST DOWNS	242	237
By Rushing	101	92
By Passing	121	128
By Penalties	20	17
TOTAL YARDS GAINED	4418	4044
By Rushing	1764	1698
By Passing	2654	2346
TOTAL PLAYS FROM SCRIMMAGE	929	858
Rushes	434	407
Average Gain Per Rush	4.1	4.1
FORWARD PASSES ATTEMPTED	469	403
Number Completed	228	212
Per Cent Completed	48.6	52.6
Sacks/Yards Lost	26/208	48/409
Passes Had Intercepted	26	16
Yards Gained Per Pass	6.1	5.8
Yards Gained Per Completion	12.6	13.0
PUNTS	73	70
Total Yardage of Punts	2745	3063
Average Length	37.6	43.8
KICKOFF RETURNS	56	54
Total Yards Returned	1326	1311
Average Length of Return	23.7	24.3
PENALTIES	89	64
Yards Penalized	931	596
FUMBLES	20	24
Own Fumbles Recovered	10	11
Opponents' Fumbles Recovered	13	10
FIELD GOALS	14	17
Field Goals Attempted	33	35
TOTAL POINTS SCORED	273	337
Touchdowns Scored	33	41
Touchdowns Rushing	16	17
Touchdowns Passing	16	19
Touchdowns Returns	1	5
Extra Points	33	40
Field Goals	14	17
Safeties	0	0

SCORING

	TDs	Ru	Pa	Int	Fu	KO	Pu	PAT	FG	S	Pts
Davis, Tommy	0	0	0	0	0	0	0	33/33	14/33	0	75
Lewis, Gary	7	6	1	0	0	0	0	0/0	0/0	0	42
Willard, Ken	6	5	1	0	0	0	0	0/0	0/0	0	36
Crow, John David	5	2	3	0	0	0	0	0/0	0/0	0	30
Randle, Sonny	4	0	4	0	0	0	0	0/0	0/0	0	24
Windsor, Bob	3	0	2	0	1	0	0	0/0	0/0	0	18
Witcher, Dick	3	0	3	0	0	0	0	0/0	0/0	0	18
Cunningham, Doug	2	2	0	0	0	0	0	0/0	0/0	0	12
Parks, Dave	2	0	2	0	0	0	0	0/0	0/0	0	12
Brodie, John	1	1	0	0	0	0	0	0/0	0/0	0	6
<b>49ERS</b>	<b>33</b>	<b>16</b>	<b>16</b>	<b>0</b>	<b>1</b>	<b>0</b>	<b>0</b>	<b>33/33</b>	<b>14/33</b>	<b>0</b>	<b>273</b>
<b>OPPONENTS</b>	<b>41</b>	<b>17</b>	<b>19</b>	<b>3</b>	<b>0</b>	<b>1</b>	<b>1</b>	<b>40/41</b>	<b>17/35</b>	<b>0</b>	<b>337</b>

RUSHING	Att	Yds	Avg	Lg	TD
Willard, Ken	169	510	3.0	20	5
Crow, John David	113	479	4.2	39	2
Lewis, Gary	67	342	5.1	52	6
Cunningham, Doug	43	212	4.9	64t	2
Brodie, John	20	147	7.4	15	1
Mira, George	7	23	3.3	9	0
Kopay, Dave	6	21	3.5	10	0
Spurrier, Steve	5	18	3.6	9	0
Windsor, Bob	1	7	7.0	7	0
Tucker, Bill	3	5	1.7	3	0
<b>49ERS</b>	<b>434</b>	<b>1764</b>	<b>4.1</b>	<b>64t</b>	<b>16</b>
<b>OPPONENTS</b>	<b>407</b>	<b>1698</b>	<b>4.1</b>	<b>73</b>	<b>17</b>

RECEIVING	No	Yds	Avg	LG	TD
Witcher, Dick	46	705	15.3	63t	3
Randle, Sonny	33	502	15.2	58	4
Crow, John David	31	373	12.0	59t	3
Parks, Dave	26	313	12.0	43	2
Willard, Ken	23	242	10.5	25	1
Windsor, Bob	21	254	12.1	55t	2
Lewis, Gary	21	218	10.4	32t	1
Cunningham, Doug	13	121	9.3	29	0
Stickles, Monty	7	86	12.3	19	0
Tucker, Bill	2	22	11.0	12	0
Myers, Chip	2	13	6.5	8	0
Kopay, Dave	2	11	5.5	11	0
Olerich, Dave	1	2	2.0	2	0
<b>49ERS</b>	<b>228</b>	<b>2862</b>	<b>12.6</b>	<b>63t</b>	<b>16</b>
<b>OPPONENTS</b>	<b>212</b>	<b>2755</b>	<b>13.0</b>	<b>82t</b>	<b>19</b>

INTERCEPTIONS	No	Yds	Avg	LG	TD
Alexander, Kermit	5	72	14.4	48	0
Gonsoulin, Austin	3	9	3.0	5	0
Johnson, Jimmy	2	68	34.0	38	0
Wilcox, Dave	2	17	8.5	17	0
Jackson, Jim	1	22	22.0	22	0
Nunley, Frank	1	7	7.0	7	0
Miller, Clark	1	3	3.0	3	0
Phillips, Mel	1	0	0.0	0	0
<b>49ERS</b>	<b>16</b>	<b>198</b>	<b>12.4</b>	<b>48</b>	<b>0</b>
<b>OPPONENTS</b>	<b>26</b>	<b>292</b>	<b>11.2</b>	<b>37</b>	<b>3</b>

KICKOFF RETURNS	No	Yds	Avg	LG	TD
Cunningham, Doug	31	826	26.7	94	0
Tucker, Bill	9	199	22.1	26	0
Lewis, Gary	9	190	21.1	33	0
Swinford, Wayne	2	51	25.5	32	0
Nunley, Frank	2	0	0.0	0	0
Kopay, Dave	1	21	21.0	21	0
Windsor, Bob	1	21	21.0	21	0
Alexander, Kermit	1	18	18.0	18	0
<b>49ERS</b>	<b>56</b>	<b>1326</b>	<b>23.7</b>	<b>94</b>	<b>0</b>
<b>OPPONENTS</b>	<b>54</b>	<b>1311</b>	<b>24.3</b>	<b>97t</b>	<b>1</b>

PUNT RETURNS	No	FC	Yds	Avg	LG	TD
Cunningham, Doug	27	7	249	9.2	57	0
Alexander, Kermit	6	1	64	10.7	31	0
Tucker, Bill	1	0	1	1.0	1	0
Gonsoulin, Austin	1	0	0	0.0	0	0
Lewis, Gary	0	1	0	0.0	0	0
<b>49ERS</b>	<b>35</b>	<b>9</b>	<b>314</b>	<b>9.0</b>	<b>57</b>	<b>0</b>
<b>OPPONENTS</b>	<b>29</b>	<b>18</b>	<b>175</b>	<b>6.0</b>	<b>58t</b>	<b>1</b>

PUNTING	No	Yds	Avg	LG	Bk
Spurrier, Steve	73	2745	37.6	61	1
<b>49ERS</b>	<b>73</b>	<b>2745</b>	<b>37.6</b>	<b>61</b>	<b>1</b>
<b>OPPONENTS</b>	<b>70</b>	<b>3063</b>	<b>43.8</b>	<b>60</b>	<b>0</b>

PASSING	Att	Comp	Pct	Yds	LG	TD	Int	QB
Brodie, John	349	168	48.1	2013	63t	11	16	57.6
Mira, George	65	35	53.8	592	58	5	3	91.3
Spurrier, Steve	50	23	46.0	211	21	0	7	18.4
Crow, John David	5	2	40.0	46	25	0	0	73.8
<b>49ERS</b>	<b>469</b>	<b>228</b>	<b>48.6</b>	<b>2862</b>	<b>63t</b>	<b>16</b>	<b>26</b>	<b>56.3</b>
<b>OPPONENTS</b>	<b>403</b>	<b>212</b>	<b>52.6</b>	<b>2755</b>	<b>82t</b>	<b>19</b>	<b>16</b>	<b>73.6</b>

Rookie Names in Italic

1968 (7-6-1)

Dick Nolan, Coach

L	10	at Baltimore (56,864)/S-15	27
W	35	St. Louis (27,557), S-22	17
W	28	Atlanta (27,477), S-29	13
L	10	at Los Angeles Rams (69,520), O-6	24
L	14	Baltimore (32,822), O-13	42
W	26	at New York Giants (62,958), O-20	10
W	14	at Detroit (53,555), O-27	7
L	21	Cleveland (31,359), N-3	33
L	19	at Chicago (46,978), N-10	27
T	20	Los Angeles Rams (41,815), N-17	20
W	45	at Pittsburgh (21,408), N-24	28
W	27	Green Bay (47,218), D-1	20
L	20	Minnesota (29,049), D-8	30
W	14	at Atlanta (44,977), D-15	12
<b>303</b>			<b>310</b>

TEAM STATISTICS

	49ers	Opp
TOTAL FIRST DOWNS	260	250
By Rushing	98	111
By Passing	141	124
By Penalties	21	15
TOTAL YARDS GAINED	4709	4020
By Rushing	1784	1706
By Passing	2925	2244
TOTAL PLAYS FROM SCRIMMAGE	887	896
Rushes	443	445
Average Gain Per Rush	4.0	4.0
FORWARD PASSES ATTEMPTED	417	416
Number Completed	239	291
Per Cent Completed	57.3	48.4
Sacks/Yards Lost	27/182	35/304
Passes Had Intercepted	23	20
Yards Gained Per Pass	6.5	4.9
Yards Gained Per Completion	13.0	12.7
PUNTS	68	68
Total Yardage of Punts	2651	2856
Average Length	39.0	42.0
KICKOFF RETURNS	60	54
Total Yards Returned	1064	1163
Average Length of Return	17.7	20.8
PENALTIES	90	71
Yards Penalized	794	656
FUMBLES	26	22
Own Fumbles Recovered	12	11
Opponents' Fumbles Recovered	11	14
FIELD GOALS	11	22
Field Goals Attempted	24	32
TOTAL POINTS SCORED	303	310
Touchdowns Scored	39	35
Touchdowns Rushing	11	12
Touchdowns Passing	24	19
Touchdowns Returns	4	4
Extra Points	36	34
Field Goals	11	22
Safeties	0	0

SCORING

	TDs	Ru	Pa	Int	Fu	KO	Pu	PAT	FG	S	Pts
Davis, Tommy	0	0	0	0	0	0	0	26/26	9/16	0	53
McNeil, Clifton	7	0	7	0	0	0	0	0/0	0/0	0	42
Tucker, Bill	7	3	4	0	0	0	0	0/0	0/0	0	42
Willard, Ken	7	7	0	0	0	0	0	0/0	0/0	0	42
Crow, John David	5	0	5	0	0	0	0	0/0	0/0	0	30
Lewis, Gary	4	1	3	0	0	0	0	0/0	0/0	0	24
Patera, Dennis	0	0	0	0	0	0	0	8/11	2/8	0	14
Windsor, Bob	2	0	2	0	0	0	0	0/0	0/0	0	12
Witcher, Dick	2	0	1	0	1	0	0	0/0	0/0	0	12
Alexander, Kermit	1	0	0	1	0	0	0	0/0	0/0	0	6
Belk, Bill	1	0	0	1	0	0	0	0/0	0/0	0	6
Hindman, Stan	1	0	0	1	0	0	0	0/0	0/0	0	6
McFarland, Kay	1	0	1	0	0	0	0	0/0	0/0	0	6
Randle, Sonny	1	0	1	0	0	0	0	0/0	0/0	0	6
49ERS	39	11	24	3	1	0	0	36/39	11/24	0	303
OPONENTS*	35	12	19	1	1	1	0	34/35	22/32	0	310

\* had one ret. of blkd FGA

Rookie Names in Italic

	Att	Yds	Avg	LG	TD
Willard, Ken	227	967	4.3	69t	7
Lewis, Gary	141	573	4.1	22	1
Tucker, Bill	30	135	4.5	18	3
Brodie, John	18	71	3.9	15	0
Daniels, Clem	12	37	3.1	11	0
Cunningham, Doug	6	7	1.2	5	0
Mira, George	1	5	5.0	5	0
Crow, John David	4	4	1.0	3	0
Lee, Dwight	2	1	0.5	1	0
McNeil, Clifton	1	-1	-1.0	-1	0
Spurrier, Steve	1	-15	-15.0	-15	0
49ERS	443	1784	4.0	69t	11
OPONENTS	447	1766	4.0	32	15

	No	Yds	Avg	LG	TD
McNeil, Clifton	71	994	14.0	65t	7
Witcher, Dick	39	531	13.6	59t	1
Willard, Ken	36	232	6.4	20	0
Crow, John David	31	531	17.1	54t	5
Lewis, Gary	27	244	9.0	33	3
Tucker, Bill	15	197	13.1	59t	4
Windsor, Bob	8	146	18.3	62	2
McFarland, Kay	5	140	28.0	65	1
Randle, Sonny	3	44	14.7	29t	1
Cunningham, Doug	2	25	12.5	16	0
Daniels, Clem	2	23	11.5	16	0
49ERS	239	3107	13.0	65t	24
OPONENTS	201	2547	12.7	60	19

	No	Yds	Avg	LG	TD
Alexander, Kermit	9	155	17.2	66t	1
Randolph, Alvin	4	60	15.0	40	0
Beard, Ed	2	93	46.5	69	0
Fuller, Johnny	2	3	1.5	3	0
Hindman, Stan	1	25	25.0	25t	1
Johnson, Jimmy	1	25	25.0	25	0
Belk, Bill	1	6	6.0	6t	1
49ERS	20	367	18.4	69	3
OPONENTS	23	390	17.0	90	1

	No	Yds	Avg	LG	TD
Alexander, Kermit	20	300	15.0	35	0
Cunningham, Doug	14	286	20.4	38	0
Daniels, Clem	10	266	26.6	29	0
Tucker, Bill	5	103	20.6	30	0
Lee, Dwight	2	43	21.5	22	0
Hays, Harold	2	21	10.5	13	0
Nunley, Frank	2	0	0.0	0	0
Fuller, Johnny	1	23	23.0	23	0
Banaszek, Cas	1	15	15.0	15	0
Olerich, Dave	1	4	4.0	4	0
Hart, Tommy	1	3	3.0	3	0
Peoples, Woody	1	0	0.0	0	0
49ERS	60	1064	17.7	38	0
OPONENTS	56	1163	20.8	96t	1

	No	FC	Yds	Avg	LG	TD
Alexander, Kermit	24	13	87	3.6	26	0
Fuller, Johnny	12	8	33	2.8	9	0
49ERS	36	21	120	3.3	26	0
OPONENTS	31	23	238	7.7	27	0

	No	Yds	Avg	LG	Blk
Spurrier, Steve	68	2651	39.0	54	0
49ERS	68	2651	39.0	54	0
OPONENTS	68	2856	42.0	55	0

	Att	Comp	Pct	Yds	LG	TD	Int	QB
Brodie, John	404	234	57.9	3020	65t	22	21	78.0
Mira, George	11	4	36.4	44	43t	1	1	36.2
McNeil, Clifton	2	1	50.0	43	43t	1	1	95.8
49ERS	417	239	57.3	3107	65t	24	23	77.1
OPONENTS	415	201	48.4	2547	60	19	20	63.2

**1969 (4-8-2)**

**Dick Nolan, Coach**

L	12	at Atlanta (45,940), S-21	24
L	7	at G.B. in Milwaukee (48,184), S-28	14
T	17	Washington (35,184), O-5	17
L	21	Los Angeles Rams (45,995), O-12	27
L	7	Atlanta (28,684), O-19	21
W	24	at Baltimore (60,238), O-26	21
L	14	Detroit (35,100), N-2	26
L	30	at Los Angeles Rams (73,975), N-9	41
W	20	Baltimore (38,472), N-16	17
L	38	at New Orleans (71,448), N-23	43
T	24	at Dallas (62,348), N-27	24
W	42	Chicago (32,826), D-6	21
L	7	at Minnesota (43,028), D-14	10
W	14	Philadelphia (25,391), D-21	13
<b>277</b>			<b>319</b>

**TEAM STATISTICS**

	<b>49ers</b>	<b>Opp</b>
TOTAL FIRST DOWNS	235	242
By Rushing	84	91
By Passing	153	128
By Penalties	16	23
TOTAL YARDS GAINED	4694	4175
By Rushing	1536	1704
By Passing	3158	2471
TOTAL PLAYS FROM SCRIMMAGE	914	854
Rushes	391	422
Average Gain Per Rush	3.9	4.0
FORWARD PASSES ATTEMPTED	496	402
Number Completed	278	205
Per Cent Completed	56.0	51.0
Sacks/Yards Lost	27/221	30/255
Passes Had Intercepted	26	20
Yards Gained Per Pass	6.4	5.5
Yards Gained Per Completion	11.4	12.1
PUNTS	71	65
Total Yardage of Punts	2874	2629
Average Length	40.5	40.4
KICKOFF RETURNS	47	43
Total Yards Returned	901	1186
Average Length of Return	19.3	27.6
PENALTIES	85	70
Yards Penalized	845	671
FUMBLES	25	26
Own Fumbles Recovered	13	14
Opponents' Fumbles Recovered	12	12
FIELD GOALS	6	15
Field Goals Attempted	21	36
TOTAL POINTS SCORED	277	319
Touchdowns Scored	37	39
Touchdowns Rushing	13	14
Touchdowns Passing	22	22
Touchdowns Returns	2	3
Extra Points	35	38
Field Goals	6	15
Safeties	0	0

**SCORING**

	<b>TDs</b>	<b>Ru</b>	<b>Pa</b>	<b>Int</b>	<b>Fu</b>	<b>KO</b>	<b>Pu</b>	<b>PAT</b>	<b>FG</b>	<b>S</b>	<b>Pts</b>
Willard, Ken	10	7	3	0	0	0	0	0/0	0/0	0	60
Thomas, Jimmy	6	1	5	0	0	0	0	0/0	0/0	0	36
Gavric, Momcilo	0	0	0	0	0	0	0	22/24	3/11	0	31
Tucker, Bill	4	2	2	0	0	0	0	0/0	0/0	0	24
Davis, Tommy	0	0	0	0	0	0	0	13/13	3/10	0	22
Cunningham, Doug	3	3	0	0	0	0	0	0/0	0/0	0	18
McNeil, Clifton	3	0	3	0	0	0	0	0/0	0/0	0	18
Washington, Gene	3	0	3	0	0	0	0	0/0	0/0	0	18
Witcher, Dick	3	0	3	0	0	0	0	0/0	0/0	0	18
Windsor, Bob	2	0	2	0	0	0	0	0/0	0/0	0	12
Kwalick, Ted	1	0	1	0	0	0	0	0/0	0/0	0	6
Lakes, Roland	1	0	0	0	1	0	0	0/0	0/0	0	6
Woitt, Johnny	1	0	0	1	0	0	0	0/0	0/0	0	6
Team	0	0	0	0	0	0	0	0/0	0/0	1	2
<b>49ERS</b>	<b>37</b>	<b>13</b>	<b>22</b>	<b>1</b>	<b>1</b>	<b>0</b>	<b>0</b>	<b>35/37</b>	<b>6/21</b>	<b>1</b>	<b>277</b>
<b>OPPONENTS</b>	<b>39</b>	<b>14</b>	<b>22</b>	<b>1</b>	<b>1</b>	<b>1</b>	<b>0</b>	<b>38/39</b>	<b>15/36</b>	<b>1</b>	<b>319</b>

	<b>Att</b>	<b>Yds</b>	<b>Avg</b>	<b>LG</b>	<b>TD</b>
<b>RUSHING</b>					
Willard, Ken	171	557	3.3	18	7
Cunningham, Doug	147	541	3.7	33	3
Thomas, Jimmy	23	190	8.3	75t	1
Tucker, Bill	20	72	3.6	24t	2
Brodie, John	11	62	5.6	15	0
Spurrier, Steve	5	49	9.8	29	0
Windsor, Bob	5	39	7.8	13	0
Davis, Tommy	2	21	10.5	16	0
Lewis, Gary	4	5	1.3	4	0
Moore, Gene	2	4	2.0	2	0
Washington, Gene	1	-4	-4.0	-4	0
<b>49ERS</b>	<b>391</b>	<b>1536</b>	<b>3.9</b>	<b>75t</b>	<b>13</b>
<b>OPPONENTS</b>	<b>422</b>	<b>1704</b>	<b>4.0</b>	<b>41</b>	<b>14</b>

	<b>No</b>	<b>Yds</b>	<b>Avg</b>	<b>LG</b>	<b>TD</b>
<b>RECEIVING</b>					
Washington, Gene	51	711	13.9	52	3
Cunningham, Doug	51	484	9.5	58	0
Windsor, Bob	49	597	12.2	32	2
Willard, Ken	36	326	9.1	36	3
Witcher, Dick	33	435	13.2	49	3
Thomas, Jimmy	18	364	20.2	75t	5
McNeil, Clifton	17	255	15.0	80t	3
Tucker, Bill	14	104	7.4	18t	2
Johnson, Leo	4	42	10.5	14	0
Kwalick, Ted	2	32	16.0	31	1
Moore, Gene	2	28	14.0	24	0
Edwards, Earl	1	1	1.0	1	0
<b>49ERS</b>	<b>278</b>	<b>3379</b>	<b>12.2</b>	<b>80t</b>	<b>22</b>
<b>OPPONENTS</b>	<b>205</b>	<b>2726</b>	<b>13.3</b>	<b>93</b>	<b>22</b>

	<b>No</b>	<b>Yds</b>	<b>Avg</b>	<b>LG</b>	<b>TD</b>
<b>INTERCEPTIONS</b>					
Alexander, Kermit	5	39	7.8	22	0
Johnson, Jimmy	5	18	3.6	18	0
Wilcox, Dave	2	17	8.5	17	0
Taylor, Roosevelt	2	15	7.5	15	0
Randolph, Alvin	2	10	5.0	5	0
Woitt, Johnny	1	57	57.0	57t	1
Fuller, Johnny	1	31	31.0	31	0
Nunley, Frank	1	7	7.0	7	0
Krueger, Charlie	1	0	0.0	0	0
<b>49ERS</b>	<b>20</b>	<b>194</b>	<b>9.7</b>	<b>57t</b>	<b>1</b>
<b>OPPONENTS</b>	<b>26</b>	<b>304</b>	<b>11.7</b>	<b>38</b>	<b>1</b>

	<b>No</b>	<b>Yds</b>	<b>Avg</b>	<b>LG</b>	<b>TD</b>
<b>KICKOFF RETURNS</b>					
Smith, Noland	14	315	22.5	60	0
Cunningham, Doug	9	207	23.0	30	0
Fuller, Johnny	8	155	19.4	28	0
Lewis, Gary	5	155	31.0	34	0
Alexander, Kermit	3	47	15.7	24	0
Edwards, Earl	3	3	1.0	3	0
Taylor, Roosevelt	1	16	16.0	16	0
Wilcox, Dave	1	10	10.0	10	0
Kwalick, Ted	1	0	0.0	0	0
Sniadecki, Jim	1	0	0.0	0	0
Tucker, Bill	1	0	0.0	0	0
<b>49ERS</b>	<b>47</b>	<b>908</b>	<b>19.3</b>	<b>60</b>	<b>0</b>
<b>OPPONENTS</b>	<b>43</b>	<b>1186</b>	<b>27.6</b>	<b>87t</b>	<b>1</b>

	<b>No</b>	<b>FC</b>	<b>Yds</b>	<b>Avg</b>	<b>LG</b>	<b>TD</b>
<b>PUNT RETURNS</b>						
Smith, Noland	10	4	46	4.6	18	0
Fuller, Johnny	5	4	12	2.4	7	0
Alexander, Kermit	4	3	-18	-4.5	0	0
Cunningham, Doug	3	11	23	7.7	14	0
<b>49ERS</b>	<b>22</b>	<b>22</b>	<b>63</b>	<b>2.9</b>	<b>18</b>	<b>0</b>
<b>OPPONENTS</b>	<b>39</b>	<b>14</b>	<b>293</b>	<b>7.5</b>	<b>50</b>	<b>0</b>

	<b>No</b>	<b>Yds</b>	<b>Avg</b>	<b>LG</b>	<b>Blk</b>
<b>PUNTING</b>					
Kilgore, Jon	36	1451	40.3	72	0
Davis, Tommy	23	955	41.5	55	0
Spurrier, Steve	12	468	39.0	57	0
<b>49ERS</b>	<b>71</b>	<b>2874</b>	<b>40.5</b>	<b>72</b>	<b>0</b>
<b>OPPONENTS</b>	<b>65</b>	<b>2629</b>	<b>40.5</b>	<b>60</b>	<b>0</b>

	<b>Att</b>	<b>Comp</b>	<b>Pct</b>	<b>Yds</b>	<b>LG</b>	<b>TD</b>	<b>Int</b>	<b>QB</b>
<b>PASSING</b>								
Brodie, John	347	194	55.9	2405	80t	16	15	74.9
Spurrier, Steve	146	81	55.5	926	75t	5	11	54.8
Cunningham, Doug	3	3	100.0	48	31	1	0	158.3
<b>49ERS</b>	<b>496</b>	<b>278</b>	<b>56.1</b>	<b>3379</b>	<b>80t</b>	<b>22</b>	<b>26</b>	<b>70.1</b>
<b>OPPONENTS</b>	<b>402</b>	<b>205</b>	<b>51.0</b>	<b>2726</b>	<b>93</b>	<b>22</b>	<b>20</b>	<b>70.3</b>

Rookie Names in Italic

**1970 (10-3-1/11-4-1)**

**NFC West Champions**

**Dick Nolan, Coach**

W	26	Washington (34,984), S-20	17
W	34	Cleveland (37,502), S-27	31
L	20	at Atlanta (58,850), O-4	21
W	20	at Los Angeles Rams (77,272), O-11	6
T	20	New Orleans (39,446), O-18	20
W	19	Denver (39,515), O-25	14
W	26	Green Bay (59,335), N-1	10
W	37	at Chicago (45,607), N-8	16
W	30	at Houston (43,040), N-15	20
L	7	at Detroit (56,232), N-22	28
L	13	Los Angeles Rams (59,602), N-29	30
W	24	Atlanta (41,387), D-6	20
W	38	at New Orleans (61,940), D-13	27
W	38	at Oakland Raiders (54,535), D-20	7
<b>352</b>			<b>267</b>

**NFC PLAYOFF - DEC. 27**

(at Bloomington, MN – Metropolitan Stadium)

W	17	Minnesota (45,103)	14
---	----	--------------------	----

**NFC CHAMPIONSHIP - JAN. 3**

(at San Francisco – Kezar Stadium)

L	10	Dallas (59,364)	17
---	----	-----------------	----

**TEAM STATISTICS**

	<b>49ers</b>	<b>Opp</b>
TOTAL FIRST DOWNS	237	213
By Rushing	86	81
By Passing	125	110
By Penalties	26	22
TOTAL NET YARDS	4503	3972
Net Yards Rushing	1580	1799
Net Yards Passing	2923	2173
TOTAL PLAYS FROM SCRIMMAGE	862	839
Rushes	471	425
Average Gain Per Rush	3.4	4.2
FORWARD PASSES ATTEMPTED	383	384
Number Completed	226	185
Per Cent Completed	59.0	48.2
Quarterback Sacks	8	30
Yards Lost	67	261
Passes Had Intercepted	10	22
Yards Gained Per Pass	7.5	5.3
Yards Gained Per Completion	13.2	13.2
PUNTS	75	82
Total Yardage of Punts	2877	3309
Average Length	38.4	40.4
KICKOFF RETURNS	49	58
Total Yards Returned	967	1362
Average Length of Return	19.7	23.5
PENALTIES	88	87
Yards Penalized	997	965
FUMBLES	24	35
Own Fumbles Recovered	9	15
Opponents' Fumbles Recovered	20	15
FIELD GOALS	21	15
Field Goals Attempted	31	24
TOTAL POINTS SCORED	352	267
Touchdowns Scored	41	32
Touchdowns Rushing	13	12
Touchdowns Passing	25	19
Touchdowns Returns	3	1
Extra Points	39	30
Field Goals	21	15
Safeties	1	0

<b>SCORING</b>	<b>TDs</b>	<b>Ru</b>	<b>Pa</b>	<b>Int</b>	<b>Fu</b>	<b>KO</b>	<b>Pu</b>	<b>PAT</b>	<b>FG</b>	<b>S</b>	<b>Pts</b>
Gossett, Bruce	0	0	0	0	0	0	0	39/41	21/31	0	102
Washington, Gene	12	0	12	0	0	0	0	0/0	0/0	0	72
Willard, Ken	10	7	3	0	0	0	0	0/0	0/0	0	60
Cunningham, Doug	3	3	0	0	0	0	0	0/0	0/0	0	18
Thomas, Jimmy	3	0	3	0	0	0	0	0/0	0/0	0	18
Brodie, John	2	2	0	0	0	0	0	0/0	0/0	0	12
Tucker, Bill	2	1	1	0	0	0	0	0/0	0/0	0	12

*Rookie Names in Italic*

(continued)

<b>SCORING</b>	<b>TDs</b>	<b>Ru</b>	<b>Pa</b>	<b>Int</b>	<b>Fu</b>	<b>KO</b>	<b>Pu</b>	<b>PAT</b>	<b>FG</b>	<b>S</b>	<b>Pts</b>
Windsor, Bob	2	0	2	0	0	0	0	0/0	0/0	0	12
Witcher, Dick	2	0	2	0	0	0	0	0/0	0/0	0	12
Johnson, Jimmy	1	0	0	1	0	0	0	0/0	0/0	1	8
<i>Izenbarger, John</i>	1	0	1	0	0	0	0	0/0	0/0	0	6
Kwalick, Ted	1	0	1	0	0	0	0	0/0	0/0	0	6
Phillips, Mel	1	0	0	1	0	0	0	0/0	0/0	0	6
<i>Taylor, Bruce*</i>	1	0	0	0	0	0	0	0/0	0/0	0	6
Randolph, Alvin	0	0	0	0	0	0	0	0/0	0/0	1	2
<b>49ERS</b>	<b>41</b>	<b>13</b>	<b>25</b>	<b>2</b>	<b>0</b>	<b>0</b>	<b>0</b>	<b>39/41</b>	<b>21/31</b>	<b>2</b>	<b>352</b>
<b>OPPONENTS</b>	<b>32</b>	<b>12</b>	<b>19</b>	<b>0</b>	<b>1</b>	<b>0</b>	<b>0</b>	<b>30/32</b>	<b>15/24</b>	<b>0</b>	<b>267</b>

\* had one ret. of blkd FGA

<b>RUSHING</b>	<b>Att</b>	<b>Yds</b>	<b>Avg</b>	<b>LG</b>	<b>TD</b>
Willard, Ken	236	789	3.3	20	7
Cunningham, Doug	128	443	3.5	25	3
Tucker, Bill	42	137	3.3	11	1
Thomas, Jimmy	31	89	2.9	14	0
Kwalick, Ted	3	65	21.7	45	0
<i>Izenbarger, John</i>	18	43	2.4	27	0
Brodie, John	9	29	3.2	12t	2
<i>Strong, Jim</i>	2	3	1.5	3	0
Spurrier, Steve	2	-18	-9.0	-5	0
<b>49ERS</b>	<b>471</b>	<b>1580</b>	<b>3.4</b>	<b>45</b>	<b>13</b>
<b>OPPONENTS</b>	<b>425</b>	<b>1799</b>	<b>4.2</b>	<b>80t</b>	<b>12</b>

<b>RECEIVING</b>	<b>No</b>	<b>Yds</b>	<b>Avg</b>	<b>LG</b>	<b>TD</b>
Washington, Gene	53	1100	20.8	79t	12
Cunningham, Doug	35	209	6.0	29	0
Windsor, Bob	31	363	11.7	35	2
Willard, Ken	31	259	8.4	32	3
Witcher, Dick	22	288	13.1	28	2
Tucker, Bill	17	108	6.4	28t	1
<i>Thomas, Jimmy</i>	12	221	18.4	61t	3
Kwalick, Ted	10	148	14.8	26t	1
<i>Izenbarger, John</i>	8	158	19.8	61t	1
<i>Riley, Preston</i>	7	136	19.4	68	0
<b>49ERS</b>	<b>226</b>	<b>2990</b>	<b>13.2</b>	<b>79t</b>	<b>25</b>
<b>OPPONENTS</b>	<b>185</b>	<b>2434</b>	<b>13.2</b>	<b>69</b>	<b>19</b>

<b>INTERCEPTIONS</b>	<b>No</b>	<b>Yds</b>	<b>Avg</b>	<b>LG</b>	<b>TD</b>
<i>Taylor, Bruce</i>	3	70	23.3	70	0
Phillips, Mel	3	49	16.3	35t	1
Nunley, Frank	3	42	14.0	24	0
Taylor, Roosevelt	3	27	9.0	19	0
Vanderbundt, Skip	3	18	6.0	18	0
Wilcox, Dave	2	46	23.0	35	0
Johnson, Jimmy	2	36	18.0	36t	1
Fuller, Johnny	1	20	20.0	20	0
Hart, Tommy	1	0	0.0	0	0
Randolph, Alvin	1	0	0.0	0	0
<b>49ERS</b>	<b>22</b>	<b>308</b>	<b>14.0</b>	<b>70</b>	<b>2</b>
<b>OPPONENTS</b>	<b>10</b>	<b>95</b>	<b>9.5</b>	<b>29</b>	<b>0</b>

<b>KICKOFF RETURNS</b>	<b>No</b>	<b>Yds</b>	<b>Avg</b>	<b>LG</b>	<b>TD</b>
Tucker, Bill	25	577	23.1	43	0
<i>Taylor, Bruce</i>	12	190	15.8	25	0
Thomas, Jimmy	6	177	29.5	55	0
Beard, Ed	2	8	4.0	8	0
Fuller, Johnny	1	8	8.0	8	0
Belk, Bill	1	7	7.0	7	0
<i>Riley, Preston</i>	1	0	0.0	0	0
Windsor, Bob	1	0	0.0	0	0
<b>49ERS</b>	<b>49</b>	<b>967</b>	<b>19.7</b>	<b>43</b>	<b>0</b>
<b>OPPONENTS</b>	<b>58</b>	<b>1362</b>	<b>23.5</b>	<b>62</b>	<b>0</b>

<b>PUNT RETURNS</b>	<b>No</b>	<b>FC</b>	<b>Yds</b>	<b>Avg</b>	<b>LG</b>	<b>TD</b>
<i>Taylor, Bruce</i>	43	10	516	12.0	76	0
Fuller, Johnny	4	2	29	7.3	12	0
<i>Riley, Preston</i>	1	0	5	5.0	5	0
<b>49ERS</b>	<b>48</b>	<b>12</b>	<b>550</b>	<b>11.5</b>	<b>76</b>	<b>0</b>
<b>OPPONENTS</b>	<b>38</b>	<b>21</b>	<b>180</b>	<b>4.7</b>	<b>16</b>	<b>0</b>

<b>PUNTING</b>	<b>No</b>	<b>Yds</b>	<b>Avg</b>	<b>LG</b>	<b>Bk</b>
Spurrier, Steve	75	2877	38.4	58	0
<b>49ERS</b>	<b>75</b>	<b>2877</b>	<b>38.4</b>	<b>58</b>	<b>0</b>
<b>OPPONENTS</b>	<b>82</b>	<b>3309</b>	<b>40.4</b>	<b>57</b>	<b>1</b>

<b>PASSING</b>	<b>Att</b>	<b>Comp</b>	<b>Pct</b>	<b>Yds</b>	<b>LG</b>	<b>TD</b>	<b>Int</b>	<b>QB</b>
Brodie, John	378	223	59.0	2941	79t	24	10	93.8
Spurrier, Steve	4	3	75.0	49	26	1	0	155.2
<i>Izenbarger, John</i>	1	0	0.0	0	0	0	0	39.6
<b>49ERS</b>	<b>383</b>	<b>226</b>	<b>59.0</b>	<b>2990</b>	<b>79t</b>	<b>25</b>	<b>10</b>	<b>94.7</b>
<b>OPPONENTS</b>	<b>384</b>	<b>185</b>	<b>48.2</b>	<b>2434</b>	<b>69</b>	<b>19</b>	<b>22</b>	<b>61.3</b>

**1971 (9-5/10-6)**

**NFC West Champions**

**Dick Nolan, Coach**

L	17	at Atlanta (56,990), S-19	20
W	38	at New Orleans (81,595), S-26	20
W	31	at Philadelphia (65,358), O-3	3
L	13	Los Angeles Rams (44,000), O-10 +	20
W	13	Chicago (44,133), O-17	0
W	26	at St. Louis (50,419), O-24	14
W	27	New England (45,092), O-31	10
W	13	at Minnesota (49,784), N-7	9
L	20	New Orleans (45,138), N-14	26
L	6	at Los Angeles Rams (80,050), N-21	17
W	24	at New York Jets (62,936), N-28	21
L	17	Kansas City (45,306), MON/D-6	26
W	24	Atlanta (44,584), D-12	3
W	31	Detroit (45,580), D-19	27
<b>300</b>			<b>216</b>

**NFC PLAYOFF - DEC. 26**

(at San Francisco - Candlestick Park)

W	24	Washington (45,327)	20
---	----	---------------------	----

**NFC CHAMPIONSHIP - JAN. 2**

(at Irving - Texas Stadium)

L	3	Dallas (63,409)	14
---	---	-----------------	----

+ -First 49ers' regular season game at Candlestick Park.

**TEAM STATISTICS**

	<b>49ers</b>	<b>Opp</b>
TOTAL FIRST DOWNS	257	199
By Rushing	113	80
By Passing	122	96
By Penalties	22	23
TOTAL NET YARDS	4706	3679
Net Yards Rushing	2129	1668
Net Yards Passing	2577	2011
TOTAL PLAYS FROM SCRIMMAGE	900	787
Rushes	498	408
Average Gain Per Rush	4.3	4.1
FORWARD PASSES ATTEMPTED	391	341
Number Completed	209	152
Per Cent Completed	53.5	44.6
Quarterback Sacks	11	38
Yards Lost	111	298
Passes Had Intercepted	11	14
Yards Gained Per Pass	6.4	5.3
Yards Gained Per Completion	12.9	15.2
PUNTS	51	73
Total Yardage of Punts	1974	2898
Average Length	38.7	39.7
KICKOFF RETURNS	85	61
Total Yards Returned	1653	1467
Average Length of Return	19.5	24.1
PENALTIES	88	75
Yards Penalized	961	610
FUMBLES	33	31
Own Fumbles Recovered	15	15
Opponents' Fumbles Recovered	15	18
FIELD GOALS	23	19
Field Goals Attempted	36	33
TOTAL POINTS SCORED	300	216
Touchdowns Scored	33	23
Touchdowns Rushing	12	4
Touchdowns Passing	18	17
Touchdowns Returns	3	2
Extra Points	33	21
Field Goals	23	19
Safeties	0	0

<b>SCORING</b>	<b>TDs</b>	<b>Ru</b>	<b>Pa</b>	<b>Int</b>	<b>Fu</b>	<b>KO</b>	<b>Pu</b>	<b>PAT</b>	<b>FG</b>	<b>S</b>	<b>Pts</b>
Gossett, Bruce	0	0	0	0	0	0	0	32/32	23/36		101
Washington, Vic	7	3	4	0	0	0	0	0/0	0/0		42
Kwalick, Ted	5	0	5	0	0	0	0	0/0	0/0		30
Willard, Ken	5	4	1	0	0	0	0	0/0	0/0		30
Washington, Gene	4	0	4	0	0	0	0	0/0	0/0		24
Brodie, John	3	3	0	0	0	0	0	0/0	0/0		18

Rookie Names in Italic

(continued)

<b>SCORING</b>	<b>TDs</b>	<b>Ru</b>	<b>Pa</b>	<b>Int</b>	<b>Fu</b>	<b>KO</b>	<b>Pu</b>	<b>PAT</b>	<b>FG</b>	<b>S</b>	<b>Pts</b>
Witcher, Dick	3	0	3	0	0	0	0	0/0	0/0		18
Schreiber, Larry	1	0	1	0	0	0	0	1/1	0/0		7
Blue, Forrest	1	0	0	0	1	0	0	0/0	0/0		6
Cunningham, Doug	1	1	0	0	0	0	0	0/0	0/0		6
Hart, Tommy	1	0	0	0	1	0	0	0/0	0/0		6
Taylor, Bruce*	1	0	0	0	0	0	0	0/0	0/0		6
Thomas, Jimmy	1	1	0	0	0	0	0	0/0	0/0		6
<b>49ERS</b>	<b>33</b>	<b>12</b>	<b>18</b>	<b>0</b>	<b>2</b>	<b>0</b>	<b>0</b>	<b>33/33</b>	<b>23/36</b>	<b>0</b>	<b>300</b>
<b>OPPONENTS</b>	<b>23</b>	<b>4</b>	<b>17</b>	<b>1</b>	<b>1</b>	<b>0</b>	<b>0</b>	<b>21/23</b>	<b>19/33</b>	<b>0</b>	<b>216</b>

\* had one ret. of blkd FGA

<b>RUSHING</b>	<b>Att</b>	<b>Yds</b>	<b>Avg</b>	<b>LG</b>	<b>TD</b>
Willard, Ken	216	855	4.0	49	4
Washington, Vic	191	811	4.3	42	3
Schreiber, Larry	34	180	5.3	23	0
Cunningham, Doug	25	98	3.9	14	1
Kwalick, Ted	6	62	10.3	28	0
Brodie, John	14	45	3.2	12	3
Thomas, Jimmy	3	36	12.0	25t	1
Isenbarger, John	5	34	6.8	22	0
Windsor, Bob	1	21	21.0	21	0
Spurrier, Steve	1	2	2.0	2	0
McCann, Jim	2	-15	-7.5	-6	0
<b>49ERS</b>	<b>498</b>	<b>2129</b>	<b>4.3</b>	<b>49</b>	<b>12</b>
<b>OPPONENTS</b>	<b>408</b>	<b>1668</b>	<b>4.1</b>	<b>64t</b>	<b>4</b>

<b>RECEIVING</b>	<b>No</b>	<b>Yds</b>	<b>Avg</b>	<b>LG</b>	<b>TD</b>
Kwalick, Ted	52	664	12.8	42t	5
Washington, Gene	46	884	19.2	71t	4
Washington, Vic	36	317	8.8	40	4
Willard, Ken	27	202	7.5	33	1
Cunningham, Doug	19	188	9.9	28	0
Witcher, Dick	18	250	13.9	50t	3
Schreiber, Larry	3	79	26.3	46	1
Riley, Preston	3	39	13.0	24	0
Thomas, Jimmy	3	33	11.0	14	0
Windsor, Bob	2	32	16.0	30	0
<b>49ERS</b>	<b>209</b>	<b>2688</b>	<b>12.9</b>	<b>71t</b>	<b>18</b>
<b>OPPONENTS</b>	<b>152</b>	<b>2309</b>	<b>15.2</b>	<b>61t</b>	<b>17</b>

<b>INTERCEPTIONS</b>	<b>No</b>	<b>Yds</b>	<b>Avg</b>	<b>LG</b>	<b>TD</b>
Taylor, Bruce	3	68	22.7	49	0
Johnson, Jimmy	3	16	5.3	10	0
Taylor, Roosevelt	3	13	4.3	13	0
Fuller, Johnny	2	57	28.5	57	0
Simpson, Mike	1	15	15.0	15	0
Vanderbundt, Skip	1	10	10.0	10	0
Nunley, Frank	1	7	7.0	7	0
<b>49ERS</b>	<b>14</b>	<b>186</b>	<b>13.3</b>	<b>57</b>	<b>0</b>
<b>OPPONENTS</b>	<b>24</b>	<b>385</b>	<b>16.0</b>	<b>39</b>	<b>1</b>

<b>KICKOFF RETURNS</b>	<b>No</b>	<b>Yds</b>	<b>Avg</b>	<b>LG</b>	<b>TD</b>
Washington, Vic	33	858	26.0	74	0
Cunningham, Doug	6	121	20.2	27	0
Windsor, Bob	4	66	16.5	25	0
Kwalick, Ted	2	9	4.5	5	0
Beard, Ed	1	21	21.0	21	0
<b>49ERS</b>	<b>85</b>	<b>1653</b>	<b>19.5</b>	<b>74</b>	<b>1</b>
<b>OPPONENTS</b>	<b>61</b>	<b>1467</b>	<b>24.1</b>	<b>65</b>	<b>0</b>

<b>PUNT RETURNS</b>	<b>No</b>	<b>FC</b>	<b>Yds</b>	<b>Avg</b>	<b>LG</b>	<b>TD</b>
Taylor, Bruce	34	10	235	6.9	38	0
Fuller, Johnny	3	2	31	10.3	13	0
Riley, Preston	1	0	2	2.0	2	0
Vanderbundt, Skip	1	0	0	0.0	0	0
<b>49ERS</b>	<b>39</b>	<b>12</b>	<b>268</b>	<b>6.9</b>	<b>38</b>	<b>0</b>
<b>OPPONENTS</b>	<b>19</b>	<b>17</b>	<b>44</b>	<b>2.3</b>	<b>10</b>	<b>0</b>

<b>PUNTING</b>	<b>No</b>	<b>Yds</b>	<b>Avg</b>	<b>LG</b>	<b>Blk</b>
McCann, Jim	49	1897	38.7	54	1
Spurrier, Steve	2	77	38.5	40	0
<b>49ERS</b>	<b>51</b>	<b>1974</b>	<b>38.7</b>	<b>54</b>	<b>1</b>
<b>OPPONENTS</b>	<b>73</b>	<b>2898</b>	<b>39.7</b>	<b>60</b>	<b>0</b>

<b>PASSING</b>	<b>Att</b>	<b>Comp</b>	<b>Pct</b>	<b>Yds</b>	<b>LG</b>	<b>TD</b>	<b>Int</b>	<b>QB</b>
Brodie, John	387	208	53.7	2642	71t	18	24	65.0
Spurrier, Steve	4	1	25.0	46	46	0	0	75.0
<b>49ERS</b>	<b>391</b>	<b>209</b>	<b>53.5</b>	<b>2688</b>	<b>71t</b>	<b>18</b>	<b>24</b>	<b>65.0</b>
<b>OPPONENTS</b>	<b>341</b>	<b>152</b>	<b>44.6</b>	<b>2309</b>	<b>61t</b>	<b>17</b>	<b>14</b>	<b>67.0</b>

**1972 (8-5-1/8-6-1)**

**NFC West Champions**

**Dick Nolan, Coach**

W	34	San Diego (56,906), S-17	3
L	20	at Buffalo (45,825), S-24	27
W	37	at New Orleans (69,840), O-1	2
L	7	at Los Angeles Rams (77,382), O-8	31
L	17	New York Giants (53,284), O-15	23
T	20	New Orleans (53,571), O-22	20
W	49	at Atlanta (58,850), O-29	14
L	24	at G.B. in Milwaukee (47,897), N-5	34
W	24	Baltimore (57,225), N-12	21
W	34	at Chicago (65,201), N-19	21
W	31	-at Dallas (65,214)-THU (Thanksgiving Day), N-23	10
L	16	Los Angeles Rams (60,175), MON/D-4	26
W	20	Atlanta (57,523), D-10	0
W	20	Minnesota (58,502), D-16	17
<b>353</b>			<b>249</b>

**NFC PLAYOFF - DEC. 23**

(at San Francisco - Candlestick Park)

L	28	Dallas (59,746)	30
---	----	-----------------	----

<b>TEAM STATISTICS</b>		<b>49ers</b>	<b>Opp</b>
TOTAL FIRST DOWNS		234	221
By Rushing		87	96
By Passing		129	105
By Penalties		18	20
TOTAL NET YARDS		4351	4026
Net Yards Rushing		1616	1847
Net Yards Passing		2735	2179
TOTAL PLAYS FROM SCRIMMAGE		847	858
Rushes		445	446
Average Gain Per Rush		3.6	4.1
FORWARD PASSES ATTEMPTED		380	366
Number Completed		217	169
Per Cent Completed		57.1	46.2
Quarterback Sacks		22	46
Yards Lost		153	403
Passes Had Intercepted		24	19
Avg. Net Passing per Game		195.4	155.6
PUNTS		64	72
Total Yardage of Punts		2542	3123
Average Length		39.7	43.4
KICKOFF RETURNS		44	66
Total Yards Returned		1041	1530
Average Length of Return		23.7	23.2
PENALTIES		73	81
Yards Penalized		664	677
FUMBLES		30	40
Own Fumbles Recovered		17	23
Opponents' Fumbles Recovered		17	13
FIELD GOALS		18	17
Field Goals Attempted		29	29
TOTAL POINTS SCORED		353	249
Touchdowns Scored		43	28
Touchdowns Rushing		11	12
Touchdowns Passing		27	14
Touchdowns Returns		5	2
Extra Points		41	28
Field Goals		18	17
Safeties		0	1

<b>SCORING</b>		<b>TDs</b>	<b>Ru</b>	<b>Pa</b>	<b>Int</b>	<b>Fu</b>	<b>KO</b>	<b>Pu</b>	<b>PAT</b>	<b>FG</b>	<b>S</b>	<b>Pts</b>
Gossett, Bruce		0	0	0	0	0	0	0	41/42	18/29	0	95
Washington, Gene		12	0	12	0	0	0	0	0/0	0/0	0	72
Kwalick, Ted		9	0	9	0	0	0	0	0/0	0/0	0	54
Washington, Vic		5	3	1	0	0	1	0	0/0	0/0	0	30
Willard, Ken		5	4	1	0	0	0	0	0/0	0/0	0	30
Schreiber, Larry		3	2	1	0	0	0	0	0/0	0/0	0	18
Vanderbundt, Skip		3	0	0	2	1	0	0	0/0	0/0	0	18
Brodie, John		1	1	0	0	0	0	0	0/0	0/0	0	6
Isenbarger, John		1	0	1	0	0	0	0	0/0	0/0	0	6
Riley, Preston		1	0	1	0	0	0	0	0/0	0/0	0	6

*Rookie Names in Italic*

*(continued)*

<b>SCORING</b>		<b>TDs</b>	<b>Ru</b>	<b>Pa</b>	<b>Int</b>	<b>Fu</b>	<b>KO</b>	<b>Pu</b>	<b>PAT</b>	<b>FG</b>	<b>S</b>	<b>Pts</b>
Simpson, Mike		1	0	0	1	0	0	0	0/0	0/0	0	6
Thomas, Jimmy		1	1	0	0	0	0	0	0/0	0/0	0	6
Witcher, Dick		1	0	1	0	0	0	0	0/0	0/0	0	6
<b>49ERS</b>		<b>43</b>	<b>11</b>	<b>27</b>	<b>3</b>	<b>1</b>	<b>1</b>	<b>0</b>	<b>41/42</b>	<b>18/29</b>	<b>0</b>	<b>353</b>
<b>OPPONENTS</b>		<b>28</b>	<b>12</b>	<b>14</b>	<b>1</b>	<b>1</b>	<b>0</b>	<b>0</b>	<b>28/28</b>	<b>17/29</b>	<b>1</b>	<b>249</b>

<b>RUSHING</b>		<b>Att</b>	<b>Yds</b>	<b>Avg</b>	<b>LG</b>	<b>TD</b>
Washington, Vic		141	468	3.3	33	3
Schreiber, Larry		118	420	3.6	20	2
Willard, Ken		100	345	3.5	23	4
Thomas, Jimmy		52	250	4.8	22	1
Spurrier, Steve		11	51	4.6	15	0
Cunningham, Doug		8	32	4.0	12	0
<i>Reed, Joe</i>		4	22	5.5	22	0
Kwalick, Ted		5	11	2.2	10	0
Isenbarger, John		3	9	3.0	7	0
Brodie, John		3	8	2.7	4	1
<b>49ERS</b>		<b>445</b>	<b>1616</b>	<b>3.6</b>	<b>33</b>	<b>11</b>
<b>OPPONENTS</b>		<b>446</b>	<b>1847</b>	<b>4.1</b>	<b>68</b>	<b>12</b>

<b>RECEIVING</b>		<b>No</b>	<b>Yds</b>	<b>Avg</b>	<b>LG</b>	<b>TD</b>
Washington, Gene		46	918	20.0	62t	12
Washington, Vic		43	393	9.1	33	1
Kwalick, Ted		40	751	18.8	81t	9
Schreiber, Larry		31	283	9.1	64t	1
Willard, Ken		24	131	5.5	15	1
Thomas, Jimmy		15	148	9.9	29	0
Riley, Preston		11	156	14.2	28t	1
Isenbarger, John		3	66	22.0	33	1
Witcher, Dick		3	22	7.3	17	1
<i>Beasley, Terry</i>		1	20	20.0	20	0
<b>49ERS</b>		<b>217</b>	<b>2888</b>	<b>13.3</b>	<b>81t</b>	<b>27</b>
<b>OPPONENTS</b>		<b>169</b>	<b>2582</b>	<b>15.3</b>	<b>85t</b>	<b>14</b>

<b>INTERCEPTIONS</b>		<b>No</b>	<b>Yds</b>	<b>Avg</b>	<b>LG</b>	<b>TD</b>
Johnson, Jimmy		4	18	4.5	15	0
Wilcox, Dave		3	12	4.0	9	0
Vanderbundt, Skip		2	58	29.0	37t	2
Simpson, Mike		2	32	16.0	32t	1
Taylor, Bruce		2	4	2.0	2	0
Nunley, Frank		1	12	12.0	12	0
Beard, Ed		1	10	10.0	10	0
Fuller, Johnny		1	0	0.0	0	0
<i>Hall, Windlan</i>		1	0	0.0	0	0
Hart, Tommy		1	0	0.0	0	0
Phillips, Mel		1	0	0.0	0	0
<b>49ERS</b>		<b>19</b>	<b>146</b>	<b>7.7</b>	<b>37t</b>	<b>3</b>
<b>OPPONENTS</b>		<b>24</b>	<b>240</b>	<b>10.0</b>	<b>35t</b>	<b>1</b>

<b>KICKOFF RETURNS</b>		<b>No</b>	<b>Yds</b>	<b>Avg</b>	<b>LG</b>	<b>TD</b>
Washington, Vic		27	771	28.6	98t	1
<i>McGill, Ralph</i>		10	192	19.2	30	0
Schreiber, Larry		2	41	20.5	25	0
Hoskins, Bob		2	17	8.5	17	0
Beard, Ed		2	-1	-0.5	1	0
Nunley, Frank		1	21	21.0	21	0
<b>49ERS</b>		<b>44</b>	<b>1041</b>	<b>23.7</b>	<b>98t</b>	<b>1</b>
<b>OPPONENTS</b>		<b>66</b>	<b>1530</b>	<b>23.2</b>	<b>75</b>	<b>0</b>

<b>PUNT RETURNS</b>		<b>No</b>	<b>FC</b>	<b>Yds</b>	<b>Avg</b>	<b>LG</b>	<b>TD</b>
<i>McGill, Ralph</i>		22	0	219	10.0	33	0
Taylor, Bruce		21	8	145	6.9	41	0
Fuller, Johnny		1	1	9	9.0	9	0
<b>49ERS</b>		<b>44</b>	<b>9</b>	<b>373</b>	<b>8.5</b>	<b>41</b>	<b>0</b>
<b>OPPONENTS</b>		<b>20</b>	<b>29</b>	<b>70</b>	<b>3.5</b>	<b>34</b>	<b>0</b>

<b>PUNTING</b>		<b>No</b>	<b>Yds</b>	<b>Avg</b>	<b>LG</b>	<b>Bk</b>
McCann, Jim		64	2542	39.7	63	1
<b>49ERS</b>		<b>64</b>	<b>2542</b>	<b>39.7</b>	<b>63</b>	<b>1</b>
<b>OPPONENTS</b>		<b>72</b>	<b>3123</b>	<b>43.4</b>	<b>65</b>	<b>0</b>

<b>PASSING</b>		<b>Att</b>	<b>Comp</b>	<b>Pct</b>	<b>Yds</b>	<b>LG</b>	<b>TD</b>	<b>Int</b>	<b>QB</b>
Spurrier, Steve		269	147	54.7	1983	81t	18	16	75.9
Brodie, John		110	70	63.6	905	53	9	8	86.4
Isenbarger, John		1	0	0.0	0	0	0	0	39.6
<b>49ERS</b>		<b>380</b>	<b>217</b>	<b>57.1</b>	<b>2888</b>	<b>81t</b>	<b>27</b>	<b>24</b>	<b>78.7</b>
<b>OPPONENTS</b>		<b>366</b>	<b>169</b>	<b>46.2</b>	<b>2582</b>	<b>85t</b>	<b>14</b>	<b>19</b>	<b>61.1</b>

1973 (5-9)

Dick Nolan, Coach

L	13	at Miami (68,275), S-16	21
W	36	at Denver (50,966), S-23	34
L	20	Los Angeles Rams (57,487), S-30	40
W	13	at Atlanta (58,850), O-7	9
L	13	Minnesota (56,438), O-14	17
W	40	New Orleans (52,881), O-21	0
L	3	Atlanta (56,825), O-28	17
L	20	at Detroit (49,531), N-4	30
L	9	at Washington (54,381), N-11	33
L	13	at Los Angeles Rams (78,358), N-18	31
W	20	Green Bay (49,244), MON/N-26	6
W	38	Philadelphia (51,155), D-2	28
L	10	at New Orleans (62,490), D-9	16
L	14	Pittsburgh (52,752), D-15	37
<b>262</b>			<b>319</b>

TEAM STATISTICS

	<b>49ers</b>	<b>Opp</b>
TOTAL FIRST DOWNS	251	242
By Rushing	97	112
By Passing	127	115
By Penalties	27	15
TOTAL NET YARDS	4224	4329
Net Yards Rushing	1743	1963
Net Yards Passing	2481	2366
TOTAL PLAYS FROM SCRIMMAGE	915	928
Rushes	422	513
Average Gain Per Rush	4.1	3.8
FORWARD PASSES ATTEMPTED	466	383
Number Completed	233	194
Per Cent Completed	50.0	50.7
Quarterback Sacks	27	32
Yards Lost	164	225
Passes Had Intercepted	25	17
Avg. Net Passing per Game	177.2	169.0
PUNTS	79	72
Total Yardage of Punts	3455	2977
Average Length	43.7	41.4
KICKOFF RETURNS	63	52
Total Yards Returned	1301	1151
Average Length of Return	20.7	22.1
PENALTIES	93	77
Yards Penalized	903	754
FUMBLES	32	23
Own Fumbles Recovered	18	8
Opponents' Fumbles Recovered	15	14
FIELD GOALS	26	31
Field Goals Attempted	33	45
TOTAL POINTS SCORED	262	319
Touchdowns Scored	26	32
Touchdowns Rushing	15	11
Touchdowns Passing	9	19
Touchdowns Returns	2	2
Extra Points	26	32
Field Goals	26	31
Safeties	1	1

SCORING

	<b>TDs</b>	<b>Ru</b>	<b>Pa</b>	<b>Int</b>	<b>Fu</b>	<b>KO</b>	<b>Pu</b>	<b>PAT</b>	<b>FG</b>	<b>S</b>	<b>Pts</b>
Gossett, Bruce	0	0	0	0	0	0	0	26/26	26/33	0	104
Washington, Vic	8	8	0	0	0	0	0	0/0	0/0	0	48
Kwalick, Ted	5	0	5	0	0	0	0	0/0	0/0	0	30
Hall, Windlan	2	0	0	0	1	0	1*	0/0	0/0	0	12
Spurrier, Steve	2	2	0	0	0	0	0	0/0	0/0	0	12
Washington, Gene	2	0	2	0	0	0	0	0/0	0/0	0	12
Willard, Ken	2	1	1	0	0	0	0	0/0	0/0	0	12
Abramowicz, Dan	1	0	1	0	0	0	0	0/0	0/0	0	6
Atkins, David	1	1	0	0	0	0	0	0/0	0/0	0	6
Brodie, John	1	1	0	0	0	0	0	0/0	0/0	0	6
Cunningham, Doug	1	1	0	0	0	0	0	0/0	0/0	0	6
Thomas, Jimmy	1	1	0	0	0	0	0	0/0	0/0	0	6
Hardman, Cedrick	0	0	0	0	0	0	0	0/0	0/0	1	2
<b>49ERS</b>	<b>26</b>	<b>15</b>	<b>9</b>	<b>0</b>	<b>1</b>	<b>0</b>	<b>0</b>	<b>26/26</b>	<b>26/33</b>	<b>1</b>	<b>262</b>
<b>OPPONENTS</b>	<b>32</b>	<b>11</b>	<b>19</b>	<b>1</b>	<b>0</b>	<b>1</b>	<b>0</b>	<b>32/32</b>	<b>31/45</b>	<b>1</b>	<b>319</b>

\*rcvrd blkd punt

<b>RUSHING</b>	<b>Att</b>	<b>Yds</b>	<b>Avg</b>	<b>LG</b>	<b>TD</b>
Washington, Vic	151	534	3.5	25	8
Willard, Ken	83	366	4.4	33	1
Thomas, Jimmy	56	259	4.6	16	1
Cunningham, Doug	44	165	3.8	12	1
Schreiber, Larry	42	163	3.9	13	0
Reed, Joe	15	85	7.0	20	0
Wittum, Tom	1	63	63.0	63	0
Kwalick, Ted	5	37	7.4	20	0
Spurrier, Steve	9	32	3.6	12	2
Atkins, Dave	4	19	4.8	8	1
Brodie, John	5	16	3.2	14	1
Jackson, Randy	6	10	1.7	5	0
Isenbarger, John	1	-6	-6.0	-6	0
<b>49ERS</b>	<b>422</b>	<b>1743</b>	<b>4.1</b>	<b>63</b>	<b>15</b>
<b>OPPONENTS</b>	<b>513</b>	<b>1963</b>	<b>3.8</b>	<b>37</b>	<b>11</b>

<b>RECEIVING</b>	<b>No</b>	<b>Yds</b>	<b>Avg</b>	<b>LG</b>	<b>TD</b>
Kwalick, Ted	47	729	15.5	48	5
Washington, Gene	37	606	16.4	58	2
Abramowicz, Dan	35	442	12.6	54	1
Washington, Vic	33	238	7.2	20	0
Willard, Ken	22	160	7.3	26	1
Thomas, Jimmy	19	157	8.3	66	0
Cunningham, Doug	15	118	7.9	23	0
Schreiber, Larry	12	98	8.2	31	0
Isenbarger, John	10	67	6.7	18	0
Jackson, Randy	1	20	20.0	20	0
Witcher, Dick	1	13	13.0	13	0
Atkins, Dave	1	-3	-3.0	-3	0
<b>49ERS</b>	<b>233</b>	<b>2645</b>	<b>11.4</b>	<b>66</b>	<b>9</b>
<b>OPPONENTS</b>	<b>194</b>	<b>2591</b>	<b>13.4</b>	<b>57t</b>	<b>19</b>

<b>INTERCEPTIONS</b>	<b>No</b>	<b>Yds</b>	<b>Avg</b>	<b>LG</b>	<b>TD</b>
Taylor, Bruce	6	30	5.0	22	0
Johnson, Jimmy	4	46	11.5	30	0
Wilcox, Dave	2	14	7.0	10	0
Nunley, Frank	1	13	13.0	13	0
Phillips, Mel	1	13	13.0	13	0
Sniadecki, Jim	1	11	11.0	11	0
Vanderbundt, Skip	1	7	7.0	7	0
Hall, Windlan	1	0	0.0	0	0
<b>49ERS</b>	<b>17</b>	<b>134</b>	<b>7.9</b>	<b>30</b>	<b>0</b>
<b>OPPONENTS</b>	<b>25</b>	<b>379</b>	<b>15.2</b>	<b>71t</b>	<b>1</b>

<b>KICKOFF RETURNS</b>	<b>No</b>	<b>Yds</b>	<b>Avg</b>	<b>LG</b>	<b>TD</b>
Washington, Vic	24	549	22.9	38	0
McGill, Ralph	17	374	22.0	43	0
Cunningham, Doug	8	173	21.6	35	0
Thomas, Jimmy	5	81	16.2	23	0
Atkins, Dave	3	93	31.0	54	0
Olerich, Dave	2	17	8.5	12	0
Hall, Windlan	1	14	14.0	14	0
Simpson, Mike	1	0	0.0	0	0
Sniadecki, Jim	1	0	0.0	0	0
Willard, Ken	1	0	0.0	0	0
<b>49ERS</b>	<b>63</b>	<b>1301</b>	<b>20.7</b>	<b>54</b>	<b>0</b>
<b>OPPONENTS</b>	<b>52</b>	<b>1151</b>	<b>22.1</b>	<b>93t</b>	<b>1</b>

<b>PUNT RETURNS</b>	<b>No</b>	<b>FC</b>	<b>Yds</b>	<b>Avg</b>	<b>LG</b>	<b>TD</b>
Taylor, Bruce	15	6	207	13.8	61	0
McGill, Ralph	22	1	186	8.5	54	0
Simpson, Mike	0	4	0	0.0	0	0
<b>49ERS</b>	<b>37</b>	<b>11</b>	<b>393</b>	<b>10.6</b>	<b>61</b>	<b>0</b>
<b>OPPONENTS</b>	<b>46</b>	<b>7</b>	<b>367</b>	<b>8.0</b>	<b>43</b>	<b>0</b>

<b>PUNTING</b>	<b>No</b>	<b>Yds</b>	<b>Avg</b>	<b>LG</b>	<b>Bik</b>
Wittum, Tom	79	3455	43.7	62	0
<b>49ERS</b>	<b>79</b>	<b>3455</b>	<b>43.7</b>	<b>62</b>	<b>0</b>
<b>OPPONENTS</b>	<b>72</b>	<b>2977</b>	<b>41.4</b>	<b>66</b>	<b>1</b>

<b>PASSING</b>	<b>Att</b>	<b>Comp</b>	<b>Pct</b>	<b>Yds</b>	<b>LG</b>	<b>TD</b>	<b>Int</b>	<b>QB</b>
Spurrier, Steve	157	83	52.9	882	58	4	7	59.5
Brodie, John	194	98	50.5	1126	66	3	12	47.7
Reed, Joe	114	51	44.7	589	38	2	6	43.0
Isenbarger, John	1	1	100.0	48	48	0	0	118.8
<b>49ERS</b>	<b>466</b>	<b>233</b>	<b>50.0</b>	<b>2645</b>	<b>66</b>	<b>9</b>	<b>25</b>	<b>51.5</b>
<b>OPPONENTS</b>	<b>383</b>	<b>194</b>	<b>50.7</b>	<b>2591</b>	<b>57t</b>	<b>19</b>	<b>17</b>	<b>70.5</b>

Rookie Names in Italic



1974 (6-8)

Dick Nolan, Coach

W	17	at New Orleans (65,071), S-15	13
W	16	at Atlanta (47,686), S-22	10
L	3	Cincinnati (49,895), S-29	21
L	9	St. Louis (47,675), O-6	34
L	13	at Detroit (45,199), MON/O-14	17
L	14	at Los Angeles Rams (74,070), O-20	37
L	24	Oakland Raiders (58,524), O-27	35
L	13	Los Angeles Rams (57,526), MON/N-4	15
L	14	at Dallas (50,018), N-10	20
W	34	at Chicago (42,731), N-17	0
W	27	Atlanta (45,435), N-24	0
L	0	at Cleveland (24,559), D-1	7
W	7	Green Bay (45,475), D-8	6
W	35	New Orleans (40,418), D-15	21
<b>226</b>			<b>236</b>

TEAM STATISTICS

	49ers	Opp
TOTAL FIRST DOWNS	227	232
By Rushing	101	113
By Passing	104	101
By Penalties	22	18
TOTAL NET YARDS	3988	3964
Net Yards Rushing	1981	2033
Net Yards Passing	2007	1931
TOTAL PLAYS FROM SCRIMMAGE	873	870
Rushes	477	503
Average Gain Per Rush	4.2	4.0
FORWARD PASSES ATTEMPTED	361	339
Number Completed	170	178
Per Cent Completed	47.1	52.5
Quarterback Sacks	34	28
Yards Lost	267	247
Passes Had Intercepted	28	20
Avg. Net Passing per Game	143.4	137.9
PUNTS	70	74
Total Yardage of Punts	2856	2922
Average Length	40.8	39.5
KICKOFF RETURNS	51	51
Total Yards Returned	1144	1099
Average Length of Return	22.4	21.6
PENALTIES	63	85
Yards Penalized	606	830
FUMBLES	31	38
Own Fumbles Recovered	17	18
Opponents' Fumbles Recovered	20	14
FIELD GOALS	11	12
Field Goals Attempted	24	19
TOTAL POINTS SCORED	226	236
Touchdowns Scored	28	29
Touchdowns Rushing	10	13
Touchdowns Passing	15	14
Touchdowns Returns	3	2
Extra Points	25	26
Field Goals	11	12
Safeties	0	0

SCORING

	TDs	Ru	Pa	Int	Fu	KO	Pu	PAT	FG	S	Pts
Gossett, Bruce	0	0	0	0	0	0	0	25/27	11/24	0	58
Washington, Gene	6	0	6	0	0	0	0	0/0	0/0	0	36
Schreiber, Larry	4	3	1	0	0	0	0	0/0	0/0	0	24
Beasley, Terry	3	0	3	0	0	0	0	0/0	0/0	0	18
Williams, Delvin	3	3	0	0	0	0	0	0/0	0/0	0	18
Jackson, Wilbur	2	0	2	0	0	0	0	0/0	0/0	0	12
Johnson, Sammy	2	2	0	0	0	0	0	0/0	0/0	0	12
Kwalick, Ted	2	0	2	0	0	0	0	0/0	0/0	0	12
Moore, Manfred	2	1	0	0	0	0	1	0/0	0/0	0	12
Abramowicz, Dan	1	0	1	0	0	0	0	0/0	0/0	0	6
Belk, Bill	1	0	0	0	1	0	0	0/0	0/0	0	6
Owen, Tom	1	1	0	0	0	0	0	0/0	0/0	0	6
Wilcox, Dave	1	0	0	1	0	0	0	0/0	0/0	0	6
<b>49ERS</b>	<b>28</b>	<b>10</b>	<b>15</b>	<b>1</b>	<b>1</b>	<b>0</b>	<b>1</b>	<b>25/27</b>	<b>11/24</b>	<b>0</b>	<b>226</b>
<b>OPPONENTS</b>	<b>29</b>	<b>13</b>	<b>14</b>	<b>1</b>	<b>1</b>	<b>0</b>	<b>0</b>	<b>26/29</b>	<b>12/19</b>	<b>0</b>	<b>236</b>

Rookie Names in Italic

	Att	Yds	Avg	LG	TD
Jackson, Wilbur	174	705	4.1	64	0
Schreiber, Larry	174	634	3.6	21	3
Johnson, Sammy	44	237	5.4	32	2
Williams, Delvin	36	201	5.6	71t	3
Reed, Joe	16	107	6.7	27	0
Owen, Tom	16	36	2.3	7	1
Snead, Norm	1	25	25.0	25	0
Moore, Manfred	10	24	2.4	8	1
Wittum, Tom	1	13	13.0	13	0
Washington, Gene	2	4	2.0	7	0
Morrison, Dennis	1	0	0.0	0	0
Mitchell, Tom	1	-2	-2.0	-2	0
Beasley, Terry	1	-3	-3.0	-3	0
<b>49ERS</b>	<b>477</b>	<b>1981</b>	<b>4.2</b>	<b>71t</b>	<b>10</b>
<b>OPPONENTS</b>	<b>503</b>	<b>2033</b>	<b>4.0</b>	<b>33</b>	<b>13</b>

	No	Yds	Avg	LG	TD
Schreiber, Larry	30	217	7.2	16	1
Washington, Gene	29	615	21.2	58t	6
Abramowicz, Dan	25	369	14.8	30	1
Jackson, Wilbur	23	190	8.3	31	2
Mitchell, Tom	19	262	13.8	25	0
Beasley, Terry	17	253	14.9	68t	3
Kwalick, Ted	13	231	17.8	36	2
Johnson, Sammy	11	106	9.6	23	0
Moore, Manfred	2	29	14.5	26	0
Williams, Delvin	1	9	9.0	9	0
<b>49ERS</b>	<b>170</b>	<b>2281</b>	<b>13.4</b>	<b>68t</b>	<b>15</b>
<b>OPPONENTS</b>	<b>178</b>	<b>2178</b>	<b>12.2</b>	<b>64t</b>	<b>14</b>

	No	Yds	Avg	LG	TD
McGill, Ralph	5	71	14.2	45	0
Nunley, Frank	4	30	7.5	20	0
Johnson, Jimmy	3	50	16.7	37	0
Holmes, Mike	3	26	8.7	14	0
Vanderbunt, Skip	2	22	11.0	18	0
Phillips, Mel	1	27	27.0	27	0
Wilcox, Dave	1	21	21.0	21t	1
Taylor, Bruce	1	0	0.0	0	0
<b>49ERS</b>	<b>20</b>	<b>247</b>	<b>12.4</b>	<b>45</b>	<b>1</b>
<b>OPPONENTS</b>	<b>28</b>	<b>409</b>	<b>14.6</b>	<b>55</b>	<b>1</b>

	No	Yds	Avg	LG	TD
Holmes, Mike	25	612	24.5	57	0
Moore, Manfred	18	398	22.1	51	0
Jackson, Wilbur	5	103	20.6	30	0
Johnson, Sammy	2	31	15.5	17	0
West, Robert	1	0	0.0	0	0
<b>49ERS</b>	<b>51</b>	<b>1144</b>	<b>22.4</b>	<b>57</b>	<b>0</b>
<b>OPPONENTS</b>	<b>51</b>	<b>1099</b>	<b>21.6</b>	<b>59</b>	<b>0</b>

	No	FC	Yds	Avg	LG	TD
McGill, Ralph	20	3	166	8.3	47	0
Moore, Manfred	5	0	149	29.8	88t	1
Holmes, Mike	9	0	45	5.0	22	0
Taylor, Bruce	10	2	38	3.8	21	0
<b>49ERS</b>	<b>44</b>	<b>5</b>	<b>398</b>	<b>9.1</b>	<b>88t</b>	<b>1</b>
<b>OPPONENTS</b>	<b>46</b>	<b>2</b>	<b>491</b>	<b>10.7</b>	<b>45</b>	<b>0</b>

	No	Yds	Avg	LG	Blk
Wittum, Tom	68	2800	41.2	67	1
Gossett, Bruce	2	56	28.0	31	0
<b>49ERS</b>	<b>70</b>	<b>2856</b>	<b>40.8</b>	<b>67</b>	<b>1</b>
<b>OPPONENTS</b>	<b>74</b>	<b>2922</b>	<b>39.5</b>	<b>61</b>	<b>0</b>

	Att	Comp	Pct	Yds	LG	TD	Int	QB
Owen, Tom	184	88	47.8	1327	68t	10	15	56.1
Morrison, Dennis	51	21	41.2	227	26	1	5	21.9
Reed, Joe	74	29	39.2	316	58t	2	7	22.1
Snead, Norm	48	30	62.5	368	39t	2	1	91.3
Abramowicz, Dan	1	1	100.0	41	41	0	0	118.8
Spurrier, Steve	3	1	33.3	2	2	0	0	42.4
<b>49ERS</b>	<b>361</b>	<b>170</b>	<b>47.1</b>	<b>2281</b>	<b>68t</b>	<b>15</b>	<b>28</b>	<b>49.2</b>
<b>OPPONENTS</b>	<b>339</b>	<b>178</b>	<b>52.5</b>	<b>2178</b>	<b>64t</b>	<b>14</b>	<b>20</b>	<b>61.8</b>

1975 (5-9)

Dick Nolan, Coach

L	17	at Minnesota (48,418), S-21	27
L	14	Los Angeles Rams (55,072), S-28	23
W	20	at Kansas City (54,490), O-5	3
L	3	Atlanta (43,719), O-12	17
W	35	New Orleans (39,654), O-19	21
L	16	at New England (60,358), O-26	24
L	17	Detroit (42,683), N-2	28
W	24	at Los Angeles Rams (78,995), N-9	23
W	31	Chicago (41,319), N-16	3
W	16	at New Orleans (40,328), N-23	6
L	17	at Philadelphia (56,694), N-30	27
L	13	Houston (43,767), D-7	27
L	9	at Atlanta (38,501), D-14	31
L	23	New York Giants (33,939), D-21	26
<b>255</b>			<b>286</b>

TEAM STATISTICS

	49ers	Opp
TOTAL FIRST DOWNS	240	253
By Rushing	86	102
By Passing	133	130
By Penalties	21	21
TOTAL NET YARDS	4158	4026
Net Yards Rushing	1598	1829
Net Yards Passing	2560	2197
TOTAL PLAYS FROM SCRIMMAGE	905	969
Rushes	422	518
Average Gain Per Rush	3.8	3.5
FORWARD PASSES ATTEMPTED	450	411
Number Completed	234	228
Per Cent Completed	52.0	55.5
Quarterback Sacks	33	40
Yards Lost	246	324
Passes Had Intercepted	19	11
Avg. Net Passing per Game	114.1	156.9
PUNTS	67	84
Total Yardage of Punts	2804	3536
Average Length	41.9	42.1
KICKOFF RETURNS	60	48
Total Yards Returned	1372	1061
Average Length of Return	22.9	22.1
PENALTIES	89	86
Yards Penalized	693	702
FUMBLES	44	34
Own Fumbles Recovered	19	18
Opponents' Fumbles Recovered	16	25
FIELD GOALS	14	17
Field Goals Attempted	28	22
TOTAL POINTS SCORED	255	286
Touchdowns Scored	31	34
Touchdowns Rushing	12	14
Touchdowns Passing	15	15
Touchdowns Returns	4	5
Extra Points	27	31
Field Goals	14	17
Safeties	0	0

SCORING

	TDs	Ru	Pa	Int	Fu	KO	Pu	PAT	FG	S	Pts
Mike-Mayer, Steve	0	0	0	0	0	0	0	27/31	14/28	0	69
Washington, Gene	9	0	9	0	0	0	0	0/0	0/0	0	54
Schreiber, Larry	6	5	1	0	0	0	0	0/0	0/0	0	36
Williams, Delvin	4	3	1	0	0	0	0	0/0	0/0	0	24
Johnson, Sammy	3	3	0	0	0	0	0	0/0	0/0	0	18
Mitchell, Tom	3	0	3	0	0	0	0	0/0	0/0	0	18
Allen, Nate	1	0	0	1	0	0	0	0/0	0/0	0	6
Hart, Tommy	1	0	0	0	1	0	0	0/0	0/0	0	6
Holmes, Mike	1	0	1	0	0	0	0	0/0	0/0	0	6
McGill, Ralph	1	0	0	0	1	0	0	0/0	0/0	0	6
Snead, Norm	1	1	0	0	0	0	0	0/0	0/0	0	6
Washington, Dave*	1	0	0	0	0	0	1	0/0	0/0	0	6
<b>49ERS</b>	<b>31</b>	<b>12</b>	<b>15</b>	<b>1</b>	<b>2</b>	<b>0</b>	<b>1</b>	<b>27/31</b>	<b>14/28</b>	<b>0</b>	<b>255</b>
<b>OPPONENTS</b>	<b>34</b>	<b>14</b>	<b>15</b>	<b>0</b>	<b>4</b>	<b>0</b>	<b>1</b>	<b>31/34</b>	<b>17/22</b>	<b>0</b>	<b>286</b>

\*ret. blkd punt

	Att	Yds	Avg	LG	TD
Williams, Delvin	117	631	5.4	52	3
Schreiber, Larry	134	337	2.5	15	5
Jackson, Wilbur	78	303	3.9	44	0
Johnson, Sammy	55	185	3.4	26t	3
Spurrier, Steve	15	91	6.7	14	0
Snead, Norm	9	30	3.3	10	1
Johnson, Kermit	4	25	6.3	19	0
Moore, Manfred	3	10	3.3	4	0
Beasley, Terry	1	5	5.0	5	0
Owen, Tom	1	1	1.0	1	0
Hayes, Bob	2	-2	-1.0	-1	0
Holmes, Mike	1	-4	-4.0	-4	0
Washington, Gene	1	-4	-4.0	-4	0
Wittum, Tom	1	-10	-10.0	-10	0
<b>49ERS</b>	<b>422</b>	<b>1598</b>	<b>3.8</b>	<b>52</b>	<b>12</b>
<b>OPPONENTS</b>	<b>518</b>	<b>1829</b>	<b>3.5</b>	<b>26t</b>	<b>14</b>

	No	Yds	Avg	LG	TD
Washington, Gene	44	735	16.7	68t	9
Schreiber, Larry	40	289	7.2	20	1
Williams, Delvin	34	370	10.9	30	1
Mitchell, Tom	25	366	14.6	60t	3
Johnson, Sammy	23	177	7.7	20	0
Beasley, Terry	20	297	14.9	28	0
Jackson, Wilbur	17	128	7.5	20	0
Holmes, Mike	16	220	13.8	25	1
Hayes, Bob	6	119	19.8	36	0
Larson, Bill	5	64	12.8	24	0
Wittum, Tom	2	29	14.5	18	0
Moore, Manfred	1	11	11.0	11	0
Fahnhorst, Keith	1	1	1.0	1	0
<b>49ERS</b>	<b>234</b>	<b>2806</b>	<b>12.0</b>	<b>68t</b>	<b>15</b>
<b>OPPONENTS</b>	<b>228</b>	<b>2521</b>	<b>11.1</b>	<b>65t</b>	<b>15</b>

	No	Yds	Avg	LG	TD
Taylor, Bruce	3	29	9.7	15	0
Vanderbundt, Skip	2	36	18.0	21	0
Johnson, Jimmy	2	0	0.0	0	0
Allen, Nate	1	37	37.0	37t	1
McGill, Ralph	1	27	27.0	27	0
Nunley, Frank	1	6	6.0	6	0
Phillips, Mel	1	3	3.0	3	0
<b>49ERS</b>	<b>11</b>	<b>138</b>	<b>12.6</b>	<b>37t</b>	<b>1</b>
<b>OPPONENTS</b>	<b>19</b>	<b>212</b>	<b>11.2</b>	<b>74</b>	<b>0</b>

	No	Yds	Avg	LG	TD
Moore, Manfred	26	650	25.0	52	0
Johnson, Sammy	17	400	23.5	41	0
Johnson, Kermit	6	135	22.5	27	0
Baker, Wayne	4	45	11.3	15	0
Holmes, Mike	2	59	29.5	44	0
Hart, Jeff	2	28	14.0	14	0
Williams, Delvin	1	24	24.0	24	0
Hall, Windlan	1	18	18.0	18	0
Fahnhorst, Keith	1	13	13.0	13	0
<b>49ERS</b>	<b>60</b>	<b>1372</b>	<b>22.9</b>	<b>52</b>	<b>0</b>
<b>OPPONENTS</b>	<b>48</b>	<b>1061</b>	<b>22.1</b>	<b>50</b>	<b>0</b>

	No	FC	Yds	Avg	LG	TD
Taylor, Bruce	16	1	166	10.4	66	0
Moore, Manfred	16	0	160	10.0	17	0
McGill, Ralph	31	0	290	9.4	34	0
<b>49ERS</b>	<b>63</b>	<b>1</b>	<b>616</b>	<b>9.8</b>	<b>66</b>	<b>0</b>
<b>OPPONENTS</b>	<b>43</b>	<b>1</b>	<b>490</b>	<b>11.4</b>	<b>76</b>	<b>0</b>

	No	Yds	Avg	LG	Blk
Wittum, Tom	67	2804	41.9	64	3
<b>49ERS</b>	<b>67</b>	<b>2804</b>	<b>41.9</b>	<b>64</b>	<b>3</b>
<b>OPPONENTS</b>	<b>84</b>	<b>3536</b>	<b>42.1</b>	<b>56</b>	<b>3</b>

	Att	Comp	Pct	Yds	LG	TD	Int	QB
Snead, Norm	189	108	57.1	1337	60t	9	10	73.0
Spurrier, Steve	207	102	49.3	1151	68t	5	7	60.3
Owens, Tom	51	24	47.1	318	24	1	2	57.5
Johnson, Sammy	2	0	0.0	0	0	0	0	39.6
Washington, Gene	1	0	0.0	0	0	0	0	39.6
<b>49ERS</b>	<b>450</b>	<b>234</b>	<b>52.0</b>	<b>2806</b>	<b>68t</b>	<b>15</b>	<b>19</b>	<b>64.9</b>
<b>OPPONENTS</b>	<b>411</b>	<b>228</b>	<b>55.5</b>	<b>2521</b>	<b>63t</b>	<b>15</b>	<b>11</b>	<b>74.9</b>

Rookie Names in Italic

1976 (8-6)

Monte Clark, Coach

W	26	at Green Bay (54,628), S-12	14
L	12	Chicago (44,158), S-19	19
W	37	at Seattle (59,108), S-26	21
W	17	New York Jets (42,961), O-3	6
W	16	at Los Angeles Rams (84,483), MON/O-11	0
W	33	New Orleans (43,160), O-17	3
W	15	Atlanta (50,240), SUN/O-23	0
L	20	at St. Louis (50,365), O-31	(OT) 23
L	21	Washington (56,134), N-7	24
L	16	at Atlanta (20,058), N-14	21
L	3	Los Angeles Rams (57,909), N-21	23
W	20	Minnesota (56,775), MON/N-29	16
L	7	at San Diego (33,539), D-5	(OT) 13
W	27	at New Orleans (42,536), D-12	7
<b>270</b>			<b>190</b>

TEAM STATISTICS		49ers	Opp
TOTAL FIRST DOWNS		242	218
By Rushing		131	94
By Passing		91	102
By Penalties		20	22
TOTAL NET YARDS		4085	3562
Net Yards Rushing		2447	1786
Net Yards Passing		1638	1776
TOTAL PLAYS FROM SCRIMMAGE		916	922
Rushes		576	487
Average Gain Per Rush		4.3	3.7
FORWARD PASSES ATTEMPTED		306	374
Number Completed		155	180
Per Cent Completed		50.7	48.1
Quarterback Sacks		34	61
Yards Lost		325	573
Passes Had Intercepted		21	9
Avg. Net Passing per Game		117.0	126.9
PUNTS		91	108
Total Yardage of Punts		3634	4327
Average Length		39.9	40.1
KICKOFF RETURNS		38	46
Total Yards Returned		777	924
Average Length of Return		20.5	20.1
PENALTIES		102	94
Yards Penalized		848	906
FUMBLES		30	37
Own Fumbles Recovered		18	21
Opponents' Fumbles Recovered		16	12
FIELD GOALS		16	6
Field Goals Attempted		28	21
TOTAL POINTS SCORED		270	190
Touchdowns Scored		32	25
Touchdowns Rushing		14	10
Touchdowns Passing		15	13
Touchdowns Returns		3	2
Extra Points		26	20
Field Goals		16	6
Safetyes		2	1

SCORING	TDs	Ru	Pa	Int	Fu	KO	Pu	PAT	FG	S	Pts
Mike-Mayer, Steve	0	0	0	0	0	0	0	26/30	16/28	0	74
Williams, Delvin	9	7	2	0	0	0	0	0/0	0/0	0	54
Washington, Gene	6	0	6	0	0	0	0	0/0	0/0	0	36
McGee, Willie	4	0	4	0	0	0	0	0/0	0/0	0	24
Bull, Scott	2	2	0	0	0	0	0	0/0	0/0	0	12
Jackson, Wilbur	2	1	1	0	0	0	0	0/0	0/0	0	12
Johnson, Sammy	2	2	0	0	0	0	0	0/0	0/0	0	12
Elam, Cleveland	1	0	0	0	1	0	0	0/0	0/0	0	6
Ferrell, Bob	1	1	0	0	0	0	0	0/0	0/0	0	6
Hofer, Paul	1	0	1	0	0	0	0	0/0	0/0	0	6
Johnson, Kermit	1	1	0	0	0	0	0	0/0	0/0	0	6
Leonard, Anthony	1	0	0	0	0	0	1	0/0	0/0	0	6
McGill, Ralph	1	0	0	0	0	0	1	0/0	0/0	0	6
Mitchell, Tom	1	0	1	0	0	0	0	0/0	0/0	0	6
Hart, Tommy	0	0	0	0	0	0	0	0/0	0/0	1	2
Team	0	0	0	0	0	0	0	0/0	0/0	1	2
<b>49ERS</b>	<b>32</b>	<b>14</b>	<b>15</b>	<b>0</b>	<b>1</b>	<b>0</b>	<b>2</b>	<b>26/30</b>	<b>16/28</b>	<b>2</b>	<b>270</b>
<b>OPPONENTS</b>	<b>25</b>	<b>10</b>	<b>13</b>	<b>2</b>	<b>0</b>	<b>0</b>	<b>0</b>	<b>20/24</b>	<b>6/21</b>	<b>1</b>	<b>190</b>

Rookie Names in Italic

RUSHING	Att	Yds	Avg	LG	TD
Williams, Delvin	248	1203	4.9	80t	7
Jackson, Wilbur	200	792	4.0	24	1
Johnson, Kermit	32	99	3.1	16	1
Plunkett, Jim	19	95	5.0	12	0
Hofer, Paul	18	74	4.1	17	0
Bull, Scott	15	66	4.4	18	2
Johnson, Sammy	24	52	2.2	12	2
Ferrell, Bob	9	28	3.1	11	1
Domres, Marty	4	18	4.5	8	0
Lash, Jim	3	5	1.7	8	0
McGee, Willie	3	12	4.0	19	0
Washington, Gene	1	3	3.0	3	0
<b>49ERS</b>	<b>576</b>	<b>2447</b>	<b>4.3</b>	<b>80t</b>	<b>14</b>
<b>OPPONENTS</b>	<b>487</b>	<b>1786</b>	<b>3.7</b>	<b>29</b>	<b>10</b>

RECEIVING	No	Yds	Avg	LG	TD
Washington, Gene	33	457	13.8	55t	6
Jackson, Wilbur	33	324	9.8	32	1
Williams, Delvin	27	283	10.5	85t	2
Mitchell, Tom	20	240	12.0	27	1
McGee, Willie	13	269	20.7	52t	4
Lash, Jim	13	190	14.6	43	0
Johnson, Sammy	5	52	10.4	24	0
Hofer, Paul	4	45	11.3	13t	1
Harrison, Ken	3	65	21.7	41	0
Johnson, Kermit	1	11	11.0	11	0
Obrodovich, Jim	1	11	11.0	11	0
Ferrell, Bob	1	9	9.0	9	0
Rivera, Steve	1	7	7.0	7	0
<b>49ERS</b>	<b>155</b>	<b>1963</b>	<b>12.7</b>	<b>85t</b>	<b>15</b>
<b>OPPONENTS</b>	<b>180</b>	<b>2349</b>	<b>13.1</b>	<b>77t</b>	<b>13</b>

INTERCEPTIONS	No	Yds	Avg	LG	TD
Rhodes, Bruce	3	42	14.0	30	0
Phillips, Mel	2	14	7.0	14	0
Vanderbundt, Skip	2	8	4.0	8	0
Johnson, Jimmy	1	17	17.0	17	0
Nunley, Frank	1	12	12.0	12	0
<b>49ERS</b>	<b>9</b>	<b>93</b>	<b>10.3</b>	<b>30</b>	<b>0</b>
<b>OPPONENTS</b>	<b>21</b>	<b>253</b>	<b>12.1</b>	<b>43</b>	<b>2</b>

KICKOFF RETURNS	No	Yds	Avg	LG	TD
Leonard, Anthony	26	553	21.3	39	0
Hofer, Paul	5	91	18.2	23	0
Johnson, Kermit	4	114	28.5	40	0
Mitchell, Tom	2	7	3.5	7	0
Ferrell, Bob	1	12	12.0	12	0
<b>49ERS</b>	<b>38</b>	<b>777</b>	<b>20.5</b>	<b>40</b>	<b>0</b>
<b>OPPONENTS</b>	<b>46</b>	<b>924</b>	<b>20.1</b>	<b>38</b>	<b>0</b>

PUNT RETURNS	No	FC	Yds	Avg	LG	TD
Rhodes, Bruce	16	2	142	8.9	22	0
Leonard, Anthony	35	5	293	8.4	60t	1
McGill, Ralph	10	1	103	10.3	50	1
Taylor, Bruce	3	1	16	5.3	11	0
Rivera, Steve	1	0	3	3.0	3	0
<b>49ERS</b>	<b>65</b>	<b>9</b>	<b>557</b>	<b>8.6</b>	<b>60t</b>	<b>2</b>
<b>OPPONENTS</b>	<b>52</b>	<b>2</b>	<b>351</b>	<b>6.8</b>	<b>25</b>	<b>0</b>

PUNTING	No	Yds	Avg	LG	Bik
Wittum, Tom	89	3634	40.8	68	2
<b>49ERS</b>	<b>89</b>	<b>3634</b>	<b>40.8</b>	<b>68</b>	<b>2</b>
<b>OPPONENTS</b>	<b>108</b>	<b>4327</b>	<b>40.1</b>	<b>72</b>	<b>1</b>

PASSING	Att	Comp	Pct	Yds	LG	TD	Int	QB
Plunkett, Jim	243	126	51.9	1592	85t	13	16	63.0
Domres, Marty	14	7	50.0	101	41	0	1	44.0
Bull, Scott	48	21	43.8	252	30	2	4	36.6
Williams, Delvin	1	1	100.0	18	18	0	0	118.8
<b>49ERS</b>	<b>306</b>	<b>155</b>	<b>50.7</b>	<b>1963</b>	<b>85t</b>	<b>15</b>	<b>21</b>	<b>58.8</b>
<b>OPPONENTS</b>	<b>374</b>	<b>180</b>	<b>48.1</b>	<b>2249</b>	<b>77t</b>	<b>13</b>	<b>9</b>	<b>68.8</b>

1977 (5-9)

Ken Meyer, Coach

L	0	at Pittsburgh (48,046), MON/S-19	27
L	15	Miami (40,503), S-25	19
L	14	at Los Angeles Rams (55,466), O-2	34
L	0	Atlanta (38,009), O-9	7
L	17	at New York Giants (70,366), O-16	20
W	28	Detroit (39,392), O-23	7
W	20	Tampa Bay (34,750), O-30	10
W	10	at Atlanta (46,577), N-6	3
W	10	at New Orleans (41,564), N-13	(OT) 7
L	10	Los Angeles Rams (56,779), N-20	23
W	20	New Orleans (33,702), N-27	17
L	27	at Minnesota (40,745), D-4	28
L	35	Dallas (55,848), MON/D-12	42
L	14	at G.B. in Milwaukee (44,902), D-18	16
<b>220</b>			<b>260</b>

TEAM STATISTICS

	49ers	Opp
TOTAL FIRST DOWNS	219	221
By Rushing	126	107
By Passing	81	94
By Penalties	12	20
TOTAL NET YARDS	3594	3457
Net Yards Rushing	2086	1869
Net Yards Passing	1508	1588
TOTAL PLAYS FROM SCRIMMAGE	877	863
Rushes	564	551
Average Gain Per Rush	3.7	3.4
FORWARD PASSES ATTEMPTED	277	270
Number Completed	136	139
Per Cent Completed	49.1	51.5
Quarterback Sacks	36	42
Yards Lost	289	360
Passes Had Intercepted	17	8
Avg. Net Passing per Game	107.7	113.4
PUNTS	80	86
Total Yardage of Punts	2801	3228
Average Length	35.0	37.5
KICKOFF RETURNS	49	48
Total Yards Returned	1174	1025
Average Length of Return	24.0	21.4
PENALTIES	99	96
Yards Penalized	830	820
FUMBLES	27	21
Own Fumbles Recovered	19	11
Opponents' Fumbles Recovered	10	8
FIELD GOALS	11	13
Field Goals Attempted	19	22
TOTAL POINTS SCORED	220	260
Touchdowns Scored	27	32
Touchdowns Rushing	16	16
Touchdowns Passing	9	14
Touchdowns Returns	2	2
Extra Points	25	29
Field Goals	11	13
Safeties	0	0

SCORING

	TDs	Ru	Pa	Int	Fu	KO	Pu	PAT	FG	S	Pts
Williams, Delvin	9	7	2	0	0	0	0	0/0	0/0	0	54
Wersching, Ray	0	0	0	0	0	0	0	23/23	10/17	0	53
Jackson, Wilbur	7	7	0	0	0	0	0	0/0	0/0	0	42
Washington, Gene	5	0	5	0	0	0	0	0/0	0/0	0	30
Baldassin, Mike	1	0	0	0	0	0	1*	0/0	0/0	0	6
Ferrell, Bob	1	1	0	0	0	0	0	0/0	0/0	0	6
Harrison, Kenny	1	0	1	0	0	0	0	0/0	0/0	0	6
Plunkett, Jim	1	1	0	0	0	0	0	0/0	0/0	0	6
Seal, Paul	1	0	1	0	0	0	0	0/0	0/0	0	6
Williams, Dave	1	0	0	0	0	1	0	0/0	0/0	0	6
Wittum, Tom	0	0	0	0	0	0	0	2/4	1/2	0	5
<b>49ERS</b>	<b>27</b>	<b>16</b>	<b>9</b>	<b>0</b>	<b>0</b>	<b>1</b>	<b>1</b>	<b>25/27</b>	<b>11/19</b>	<b>0</b>	<b>220</b>
<b>OPPONENTS</b>	<b>32</b>	<b>16</b>	<b>14</b>	<b>1</b>	<b>0</b>	<b>1</b>	<b>0</b>	<b>29/32</b>	<b>13/22</b>	<b>0</b>	<b>260</b>

\*rcvrd blkd punt

	Att	Yds	Avg	LG	TD
Williams, Delvin	268	931	3.5	40	7
Jackson, Wilbur	179	780	4.4	80	7
Ferrell, Bob	41	160	3.9	12	1
Hofer, Paul	34	106	3.1	10	0
Plunkett, Jim	28	71	2.5	9	1
Bull, Scott	5	20	4.0	8	0
Harrison, Kenny	6	15	2.5	15	0
Williams, Dave	2	6	3.0	6	0
McGee, Willie	1	-3	-3.0	-3	0
<b>49ERS</b>	<b>564</b>	<b>2086</b>	<b>3.7</b>	<b>80</b>	<b>16</b>
<b>OPPONENTS</b>	<b>551</b>	<b>1869</b>	<b>3.4</b>	<b>42t</b>	<b>16</b>

	No	Yds	Avg	LG	TD
Washington, Gene	32	638	19.9	47t	5
Jackson, Wilbur	22	169	7.7	24	0
Williams, Dave	20	179	9.0	17	2
Mitchell, Tom	19	226	11.9	31	0
Harrison, Ken	15	217	14.5	46	1
Seal, Paul	13	230	17.7	47t	1
Hofer, Paul	5	46	9.2	16	0
Lash, Jim	3	22	7.3	16	0
McGee, Willie	2	27	13.5	14	0
Obrodovich, Jim	2	16	8.0	11	0
Ferrell, Bob	2	12	6.0	7	0
Cline, Tony	1	15	15.0	15	0
<b>49ERS</b>	<b>136</b>	<b>1797</b>	<b>13.2</b>	<b>47t</b>	<b>9</b>
<b>OPPONENTS</b>	<b>139</b>	<b>1948</b>	<b>14.0</b>	<b>73t</b>	<b>14</b>

	No	Yds	Avg	LG	TD
Washington, Dave	2	68	34.0	50	0
Phillips, Mel	2	23	11.5	23	0
McGill, Ralph	1	30	30.0	30	0
Harper, Willie	1	6	6.0	6	0
Vanderbundt, Skip	1	6	6.0	6	0
Leonard, Anthony	1	0	0.0	0	0
<b>49ERS</b>	<b>8</b>	<b>133</b>	<b>16.6</b>	<b>50</b>	<b>0</b>
<b>OPPONENTS</b>	<b>17</b>	<b>298</b>	<b>17.5</b>	<b>42</b>	<b>1</b>

	No	Yds	Avg	LG	TD
Hofer, Paul	36	871	24.2	48	0
Williams, Delvin	4	122	30.5	80t	1
Jennings, Rick	3	60	20.0	24	0
Ferrell, Bob	3	35	11.7	17	0
Leonard, Anthony	1	68	68.0	68	0
Obrodovich, Jim	1	9	9.0	9	0
Williams, Dave	1	9	9.0	9	0
<b>49ERS</b>	<b>49</b>	<b>1174</b>	<b>24.0</b>	<b>80t</b>	<b>1</b>
<b>OPPONENTS</b>	<b>48</b>	<b>1025</b>	<b>21.4</b>	<b>92t</b>	<b>1</b>

	No	FC	Yds	Avg	LG	TD
Leonard, Anthony	22	2	154	7.0	19	0
Black, Stan	13	1	38	2.9	11	0
Jennings, Rick	7	1	32	4.6	13	0
Rivera, Steve	3	0	7	2.3	3	0
Williams, Dave	1	0	60	60.0	60	0
Elia, Bruce	1	0	1	1.0	1	0
Baldassin, Mike	1	1	0	0.0	0	0
<b>49ERS</b>	<b>48</b>	<b>5</b>	<b>292</b>	<b>6.1</b>	<b>60</b>	<b>0</b>
<b>OPPONENTS</b>	<b>47</b>	<b>6</b>	<b>444</b>	<b>9.5</b>	<b>63</b>	<b>0</b>

	No	Yds	Avg	LG	Blk
Wittum, Tom	77	2801	36.4	54	3
<b>49ERS</b>	<b>77</b>	<b>2801</b>	<b>36.4</b>	<b>54</b>	<b>3</b>
<b>OPPONENTS</b>	<b>86</b>	<b>3228</b>	<b>37.5</b>	<b>62</b>	<b>1</b>

	Att	Comp	Pct	Yds	LG	TD	Int	QB
Plunkett, Jim	248	128	51.6	1693	47t	9	14	62.1
Bull, Scott	24	7	29.2	89	26	0	2	7.8
Wittum, Tom	3	1	33.3	15	15	0	0	50.7
Harrison, Kenny	1	0	0.0	0	0	0	0	39.6
Williams, Delvin	1	0	0.0	0	0	0	1	39.6
<b>49ERS</b>	<b>277</b>	<b>136</b>	<b>49.1</b>	<b>1797</b>	<b>47t</b>	<b>9</b>	<b>17</b>	<b>55.3</b>
<b>OPPONENTS</b>	<b>270</b>	<b>139</b>	<b>51.5</b>	<b>1948</b>	<b>73t</b>	<b>14</b>	<b>8</b>	<b>80.0</b>

Rookie Names in Italic

1978 (2-14)

Coach\*

L	7	at Cleveland (68,973), S-3	24
L	13	Chicago (49,502), S-10	16
L	19	at Houston (46,161), S-17	20
L	10	at New York Giants (71,536), S-24	27
W	28	Cincinnati (41,107), O-1	12
L	10	at Los Angeles Rams (59,337), O-8	27
L	7	New Orleans (37,671), O-15	14
L	17	Atlanta (34,133), O-22	20
L	20	at Washington (53,706), O-29	38
L	10	at Atlanta (55,468), N-5	21
L	10	St. Louis (33,155), N-12	16
L	28	Los Angeles Rams (45,022), N-19	31
L	7	Pittsburgh (51,657), MON/N-27	24
L	13	at New Orleans (50,068), D-3	24
W	6	Tampa Bay (30,931), D-10	3
L	14	at Detroit (56,674), D-17	33
<b>219</b>			<b>350</b>

\* Pete McCulley was fired after 9 games and Fred O'Connor was appointed his successor.

TEAM STATISTICS	49ers	Opp
TOTAL FIRST DOWNS	257	298
By Rushing	117	128
By Passing	106	133
By Penalties	34	37
TOTAL YARDS GAINED	4047	5024
By Rushing	2091	2365
By Passing	1956	2659
TOTAL PLAYS FROM SCRIMMAGE	1062	1097
Rushes	585	649
Average Gain Per Rush	3.6	3.6
NET YARDS PASSING	1956	2659
Passes Attempted	435	413
Passes Completed	190	219
Percent Completed	43.2	53.0
Had Intercepted	36	18
Times Sacked	42	35
Lost Attempting to Pass	350	289
PUNTS	97	87
Total Yardage of Punts	3583	3497
Average Length	39.6	40.2
KICKOFF RETURNS	73	47
Total Yards Returned	1421	928
Average Length of Return	19.5	19.7
PENALTIES	115	154
Yards Penalized	930	1301
FUMBLES	56	50
Own Fumbles Recovered	29	23
Opponents' Fumbles Recovered	27	27
FIELD GOALS	15	23
Field Goals Attempted	23	38
TOTAL POINTS SCORED	219	350
Touchdowns Scored	25	40
Touchdowns Rushing	14	17
Touchdowns Passing	9	20
Touchdown Returns	2	3
Extra Points	24	39
Safeties	0	1

SCORING	TDs	Ru	Pa	Int	Fu	KO	Pu	PAT	FG	S	Pts
Wersching, Ray	0	0	0	0	0	0	0	24/25	15/23	0	69
Hofer, Paul	7	7	0	0	0	0	0	0/0	0/0	0	42
Simpson, O.J.	3	1	2	0	0	0	0	0/0	0/0	0	18
Solomon, Freddie	3	1	2	0	0	0	0	0/0	0/0	0	18
Boykin, Greg	2	2	0	0	0	0	0	0/0	0/0	0	12
Seal, Paul	2	0	2	0	0	0	0	0/0	0/0	0	12
Boyd, Elmo	1	0	1	0	0	0	0	0/0	0/0	0	6
Bull, Scott	1	1	0	0	0	0	0	0/0	0/0	0	6
DeBerg, Steve	1	1	0	0	0	0	0	0/0	0/0	0	6
Ferrell, Bob	1	1	0	0	0	0	0	0/0	0/0	0	6
Leonard, Anthony	1	0	0	1	0	0	0	0/0	0/0	0	6
MacAfee, Ken	1	0	1	0	0	0	0	0/0	0/0	0	6
Step toe, Jack	1	0	1	0	0	0	0	0/0	0/0	0	6
Williams, Dave	1	0	0	0	0	1	0	0/0	0/0	0	6
<b>49ERS</b>	<b>25</b>	<b>14</b>	<b>9</b>	<b>1</b>	<b>0</b>	<b>1</b>	<b>0</b>	<b>24/25</b>	<b>15/23</b>	<b>0</b>	<b>219</b>
<b>OPPONENTS</b>	<b>40</b>	<b>17</b>	<b>20</b>	<b>1</b>	<b>1</b>	<b>0</b>	<b>1*</b>	<b>39/40</b>	<b>23/38</b>	<b>1</b>	<b>350</b>

\*ret of blkd punt

Rookie Names in Italic

RUSHING	Att	Yds	Avg	LG	TD
Simpson, O.J.	161	593	3.7	34	1
Ferrell, Bob	125	471	3.8	20	1
Hofer, Paul	121	465	3.8	40	7
Boykin, Greg	102	361	3.5	23	2
Bull, Scott	29	100	3.5	15t	1
Solomon, Freddie	14	70	5.0	17	1
DeBerg, Steve	15	20	1.3	7	1
Williams, Dave	15	18	1.2	6	0
<i>Carr, Earl</i>	1	2	2.0	2	0
Elia, Bruce	1	0	0.0	0	0
Jones, Larry	1	-9	-9.0	-9	0
<b>49ERS</b>	<b>585</b>	<b>2091</b>	<b>3.6</b>	<b>40</b>	<b>14</b>
<b>OPPONENTS</b>	<b>649</b>	<b>2365</b>	<b>3.6</b>	<b>39</b>	<b>17</b>

RECEIVING	No	Yds	Avg	LG	TD
Solomon, Freddie	31	458	14.8	58t	2
MacAfee, Ken	22	205	9.3	22	1
Seal, Paul	21	370	17.6	41t	2
Simpson, O.J.	21	172	8.2	19	2
Boykin, Greg	19	112	5.9	22	0
Harrison, Ken	16	320	20.0	50	0
Ferrell, Bob	16	123	7.7	14	0
Hofer, Paul	12	170	14.2	46	0
<i>LeCount, Terry</i>	10	131	13.1	30	0
Williams, Dave	10	63	6.3	13	0
<i>Boyd, Elmo</i>	9	115	12.8	32	1
<i>Step toe, Jack</i>	2	46	23.0	35t	1
Jones, Larry	1	21	21.0	21	0
<b>49ERS</b>	<b>190</b>	<b>2306</b>	<b>12.1</b>	<b>58t</b>	<b>9</b>
<b>OPPONENTS</b>	<b>219</b>	<b>2948</b>	<b>13.5</b>	<b>71</b>	<b>20</b>

INTERCEPTIONS	No	Yds	Avg	LG	TD
Crist, Chuck	6	159	26.5	32	0
Leonard, Anthony	4	44	11.0	30	1
Lewis, Eddie	3	17	5.7	11	0
Odom, Ricky	2	19	9.5	19	0
Roberson, Vern	1	31	31.0	31	0
Bunz, Dan	1	13	13.0	13	0
<i>Nichols, Mark</i>	1	0	0.0	0	0
<b>49ERS</b>	<b>18</b>	<b>283</b>	<b>15.7</b>	<b>32</b>	<b>1</b>
<b>OPPONENTS</b>	<b>36</b>	<b>608</b>	<b>16.9</b>	<b>64</b>	<b>1</b>

KICKOFF RETURNS	No	Yds	Avg	LG	TD
Williams, Dave	34	745	21.9	89t	1
Hofer, Paul	18	386	21.4	40	0
<i>LeCount, Terry</i>	5	91	18.2	23	0
<i>Hughes, Ernie</i>	4	53	22.8	17	0
<i>Nichols, Mark</i>	3	39	17.7	20	0
Boykin, Greg	3	37	13.0	25	0
<i>Walker, Elliott</i>	2	25	18.5	23	0
<i>Downing, Walt</i>	2	13	12.5	13	0
Ferrell, Bob	1	24	13.0	24	0
<i>Quillan, Fred</i>	1	8	24.0	8	0
<b>49ERS</b>	<b>73</b>	<b>1421</b>	<b>19.5</b>	<b>89t</b>	<b>1</b>
<b>OPPONENTS</b>	<b>47</b>	<b>928</b>	<b>19.7</b>	<b>36</b>	<b>0</b>

PUNT RETURNS	No	FC	Yds	Avg	LG	TD
<i>Step toe, Jack</i>	11	0	129	11.7	28	0
Jones, Larry	10	1	86	8.6	52	0
Solomon, Freddie	9	5	35	3.9	11	0
<i>Shumann, Mike</i>	8	1	40	5.0	36	0
Leonard, Anthony	8	5	26	3.3	14	0
Roberson, Vern	1	0	7	7.0	7	0
<b>49ERS</b>	<b>47</b>	<b>12</b>	<b>323</b>	<b>6.9</b>	<b>52</b>	<b>0</b>
<b>OPPONENTS</b>	<b>46</b>	<b>16</b>	<b>356</b>	<b>7.7</b>	<b>44</b>	<b>0</b>

PUNTING	No	Yds	Avg	TB	I-20	LG	Bik
<i>Connell, Mike</i>	96	3583	37.3	10	15	59	1
<b>49ERS</b>	<b>96</b>	<b>3583</b>	<b>37.3</b>	<b>10</b>	<b>15</b>	<b>59</b>	<b>1</b>
<b>OPPONENTS</b>	<b>87</b>	<b>3497</b>	<b>40.2</b>	<b>13</b>	<b>17</b>	<b>62</b>	<b>0</b>

PASSING	Att	Comp	Pct	Yds	LG	TD	Int	QB
DeBerg, Steve	302	137	45.4	1570	58t	8	22	40.0
Bull, Scott	121	48	39.7	651	48	1	11	22.4
Solomon, Freddie	10	5	30.0	85	30	0	1	22.9
<i>Threadgill, Bruce</i>	2	0	0.0	0	0	0	2	0.0
<b>49ERS</b>	<b>435</b>	<b>190</b>	<b>43.7</b>	<b>2306</b>	<b>58t</b>	<b>9</b>	<b>36</b>	<b>32.6</b>
<b>OPPONENTS</b>	<b>413</b>	<b>219</b>	<b>53.0</b>	<b>2948</b>	<b>71</b>	<b>20</b>	<b>18</b>	<b>74.0</b>

1979 (2-14)

Bill Walsh, Coach

L	22	at Minnesota (46,539), S-2	28
L	13	Dallas (56,728), S-9	21
L	24	at Los Angeles Rams (44,303), S-16	27
L	21	New Orleans (39,727), S-23	30
L	9	at San Diego (50,893), S-30	31
L	24	Seattle (44,592), O-7	35
L	16	at New York Giants (70,352), O-14	32
W	20	Atlanta (33,952), O-21	15
L	27	Chicago (42,773), O-28	28
L	10	at Oakland Raiders (52,764), N-4	23
L	20	at New Orleans (65,551), N-11	31
L	28	Denver (42,910), N-18	38
L	20	Los Angeles Rams (49,282), N-25	26
L	10	at St. Louis (41,593), D-2	13
W	23	Tampa Bay (44,506), D-9	7
L	21	at Atlanta (37,211), D-16	31

308 416

TEAM STATISTICS

	49ers	Opp
TOTAL FIRST DOWNS	326	326
By Rushing	120	136
By Passing	200	160
By Penalties	16	30
TOTAL YARDS GAINED	5573	5393
By Rushing	1932	2213
By Passing	3641	3180
TOTAL PLAYS FROM SCRIMMAGE	1099	1014
Rushes	480	544
Average Gain Per Rush	4.0	4.1
NET YARDS PASSING	3641	3180
Passes Attempted	602	441
Passes Completed	361	262
Percent Completed	60.0	59.4
Had Intercepted	21	15
Times Sacked	17	29
Lost Attempting to Pass	119	227
PUNTS	72	74
Total Yardage of Punts	2626	2817
Average Length	36.5	38.1
KICKOFF RETURNS	75	68
Total Yards Returned	1538	1367
Average Length of Return	20.5	20.1
PENALTIES	95	119
Yards Penalized	853	858
FUMBLES	37	33
Own Fumbles Recovered	19	15
Opponents' Fumbles Recovered	18	18
FIELD GOALS	20	14
Field Goals Attempted	24	17
TOTAL POINTS SCORED	308	416
Touchdowns Scored	36	54
Touchdowns Rushing	17	24
Touchdowns Passing	18	25
Touchdown Returns	1	5
Extra Points	32	46
Safeties	0	2

SCORING

	TDs	Ru	Pa	Int	Fu	KO	Pu	PAT	FG	S	Pts
Wersching, Ray	0	0	0	0	0	0	0	32/35	20/24	0	92
Hofer, Paul	9	7	2	0	0	0	0	0/0	0/0	0	54
Solomon, Freddie	8	1	7	0	0	0	0	0/0	0/0	0	48
MacAfee, Ken	4	0	4	0	0	0	0	0/0	0/0	0	24
Shumann, Mike	4	0	4	0	0	0	0	0/0	0/0	0	24
Elliott, Lenvil	3	3	0	0	0	0	0	0/0	0/0	0	18
Simpson, O.J.	3	3	0	0	0	0	0	0/0	0/0	0	18
Jackson, Wilbur	2	2	0	0	0	0	0	0/0	0/0	0	12
Bruer, Bob	1	0	1	0	0	0	0	0/0	0/0	0	6
Francis, Phil	1	1	0	0	0	0	0	0/0	0/0	0	6
Owens, James	1	0	0	0	0	1	0	0/0	0/0	0	6
+Montana, Joe	0	0	0	0	0	0	0	0/1	0/0	0	0
49ERS	36	17	18	0	0	1	0	32/36	20/24	0	308
OPPONENTS**	54	24	25	1	2	0	1*	46/54	14/17	2	416

\*ret. of blkd punt \*\*had one ret. of blkd FGA

+ incomplete pass on PAT attempt

Rookie Names in Italic

RUSHING	Att	Yds	Avg	LG	TD
Hofer, Paul	123	615	5.0	47	7
Simpson, O.J.	120	460	3.8	22	3
Jackson, Wilbur	114	375	3.3	16	2
Elliott, Lenvil	33	135	4.1	12	3
Francis, Phil	31	118	3.8	16	1
Solomon, Freddie	6	85	14.2	56t	1
Owens, James	8	52	6.5	19	0
Ferrell, Bob	8	33	4.1	8	0
Hogan, Mike	9	31	3.4	6	0
Montana, Joe	3	22	7.3	13	0
DeBerg, Steve	17	10	0.6	8	0
Melville, Dan	3	0	0.0	0	0
Bruer, Bob	5	-4	-0.8	6	0
49ERS	480	1932	4.0	56t	17
OPPONENTS	544	2213	4.1	38	24

RECEIVING	No	Yds	Avg	LG	TD
Hofer, Paul	58	662	11.4	44	2
Solomon, Freddie	57	807	14.2	44t	7
Jackson, Wilbur	53	422	8.0	34	0
Shumann, Mike	39	452	11.6	39	4
Francis, Phil	32	198	6.2	19	0
Bruer, Bob	26	254	9.8	19	1
MacAfee, Ken	24	266	11.1	50	4
Elliott, Lenvil	23	197	8.6	30	0
Clark, Dwight	18	232	12.9	30	0
Owens, James	10	121	12.1	17	0
Hogan, Mike	9	65	7.2	17	0
Simpson, O.J.	7	46	6.6	14	0
Seal, Paul	3	34	11.3	14	0
Ferrell, Bob	2	4	2.0	3	0
49ERS	361	3760	10.4	50	18
OPPONENTS	262	3407	13.0	85	25

INTERCEPTIONS	No	Yds	Avg	LG	TD
Hicks, Dwight	5	57	11.4	29	0
Williams, Gerard	4	38	9.5	22	0
Cornelius, Charles	3	54	18.0	54	0
Gray, Tim	1	20	20.0	20	0
Bunz, Dan	1	2	2.0	2	0
Morgan, Melvin	1	0	0.0	13	0
49ERS	15	171	11.4	54	0
OPPONENTS	21	355	16.9	91t	2

KICKOFF RETURNS	No	Yds	Avg	LG	TD
Owens, James	41	1002	24.4	85t	1
Elliott, Lenvil	9	170	18.9	33	0
Hofer, Paul	8	124	15.5	23	0
Francis, Phil	7	103	14.7	23	0
Ferrell, Bob	6	78	13.0	18	0
Hicks, Dwight	2	36	18.0	19	0
Bruer, Bob	1	20	20.0	20	0
Barrett, Jean	1	5	5.0	5	0
49ERS	75	1538	20.5	85t	1
OPPONENTS	68	1367	20.1	70	0

PUNT RETURNS	No	FC	Yds	Avg	LG	TD
Solomon, Freddie	23	2	142	6.2	14	0
Hicks, Dwight	13	3	120	9.2	33	0
Dungy, Tony	8	3	52	6.5	11	0
49ERS	44	8	314	7.1	33	0
OPPONENTS	37	7	262	7.1	44	0

PUNTING	No	Yds	Avg	TB	I-20	LG	Bik
Melville, Dan	71	2626	37.0	10	15	53	1
49ERS	71	2626	37.0	10	15	53	1
OPPONENTS	74	2817	38.1	6	14	63	0

PASSING	Att	Comp	Pct	Yds	LG	TD	Int	QB
DeBerg, Steve	578	347	60.0	3652	50	17	21	73.1
Montana, Joe	23	13	56.5	96	18	1	0	81.1
Solomon, Freddie	1	1	100.0	12	12	0	0	116.7
49ERS	602	361	60.0	3760	50	18	21	73.5
OPPONENTS	441	262	59.4	3407	85	25	15	88.5

1980 (6-10)				
<i>Bill Walsh, Coach</i>				
W	26	at New Orleans (58,621), S-7		23
W	24	St. Louis (49,999), S-14	(OT)	21
W	37	at New York Jets (50,608), S-21		27
L	17	Atlanta (56,518), S-28		20
L	26	at Los Angeles Rams (62,188), O-5		48
L	14	at Dallas (63,399), O-12		59
L	17	Los Angeles Rams (55,360), O-19		31
L	23	Tampa Bay (51,925), O-26		24
L	13	at Detroit (78,845), N-2		17
L	16	at G.B. in Milwaukee (54,475), N-9		23
L	13	at Miami (45,135), N-16		17
W	12	New York Giants (38,574), N-23		0
W	21	New England (45,254), N-30		17
W	38	New Orleans (37,949), D-7	(OT)	35
L	10	at Atlanta (55,767), D-14		35
L	13	Buffalo (37,476), D-21		18
<b>320</b>				<b>415</b>

TEAM STATISTICS	49ers	Opp
TOTAL FIRST DOWNS	298	341
By Rushing	105	137
By Passing	171	185
By Penalties	22	19
TOTAL YARDS GAINED	5320	5969
By Rushing	1743	2218
By Passing	3577	3751
TOTAL PLAYS FROM SCRIMMAGE	1042	556
Rushes	415	556
Average Gain Per Rush	4.2	4.0
NET YARDS PASSING	3577	3751
Passes Attempted	597	495
Passes Completed	363	327
Percent Completed	60.8	66.1
Had Intercepted	26	17
Times Sacked	30	31
Lost Attempting to Pass	222	207
PUNTS	77	67
Total Yardage of Punts	3152	2560
Average Length	40.9	38.2
KICKOFF RETURNS	75	58
Total Yards Returned	1385	1203
Average Length of Return	18.5	20.7
PENALTIES	109	92
Yards Penalized	933	286
FUMBLES	39	34
Own Fumbles Recovered	25	17
Opponents' Fumbles Recovered	17	14
FIELD GOALS	15	17
Field Goals Attempted	19	26
TOTAL POINTS SCORED	320	415
Touchdowns Scored	40	52
Touchdowns Rushing	10	20
Touchdowns Passing	27	29
Touchdown Returns	3	3
Extra Points	33	50
Safeties	1	1

SCORING	TDs	Ru	Pa	Int	Fu	KO	Pu	PAT	FG	S	Pts
Wersching, Ray	0	0	0	0	0	0	0	33/39	15/19	0	78
Solomon, Freddie	10	0	8	0	0	0	2	0/0	0/0	0	60
Cooper, Earl	9	5	4	0	0	0	0	0/0	0/0	0	54
Clark, Dwight	8	0	8	0	0	0	0	0/0	0/0	0	48
Elliott, Lenvil	3	2	1	0	0	0	0	0/0	0/0	0	18
Hofer, Paul	3	1	2	0	0	0	0	0/0	0/0	0	18
Montana, Joe	2	2	0	0	0	0	0	0/0	0/0	0	12
Ramson, Eason	2	0	2	0	0	0	0	0/0	0/0	0	12
Young, Charle	2	0	2	0	0	0	0	0/0	0/0	0	12
Owens, James	1	0	0	0	0	1	0	0/0	0/0	0	6
Stuckey, Jim	0	0	0	0	0	0	0	0/0	0/0	1	2
<b>49ERS</b>	<b>40</b>	<b>10</b>	<b>27</b>	<b>0</b>	<b>0</b>	<b>1</b>	<b>2</b>	<b>33/39</b>	<b>15/19</b>	<b>1</b>	<b>320</b>
<b>OPPONENTS</b>	<b>52</b>	<b>20</b>	<b>29</b>	<b>2</b>	<b>1</b>	<b>0</b>	<b>0</b>	<b>50/52</b>	<b>17/26</b>	<b>0</b>	<b>415</b>

Rookie Names in *Italic*

RUSHING	Att	Yds	Avg	LG	TD
Cooper, Earl	171	720	4.2	47	5
Elliott, Lenvil	76	341	4.5	20	2
Hofer, Paul	60	293	4.9	26t	1
Woods, Don	50	229	4.6	23	0
Montana, Joe	32	77	2.4	11	2
Solomon, Freddie	8	56	7.0	11	0
Francis, Phil	7	36	5.1	14	0
DeBerg, Steve	6	4	0.7	7	0
Patton, Ricky	1	1	1.0	1	0
Ramson, Eason	2	-2	-1.0	4	0
Miller, Jim	2	-12	-6.0	0	0
<b>49ERS</b>	<b>415</b>	<b>1743</b>	<b>4.2</b>	<b>47</b>	<b>10</b>
<b>OPPONENTS</b>	<b>556</b>	<b>2218</b>	<b>4.0</b>	<b>48</b>	<b>20</b>

RECEIVING	No	Yds	Avg	LG	TD
Cooper, Earl	83	567	6.8	66t	4
Clark, Dwight	82	991	12.1	71t	8
Solomon Freddie	48	658	13.7	93t	8
Hofer, Paul	41	467	11.4	28	2
Young, Charle	29	325	11.2	41	2
Elliott, Lenvil	27	285	10.6	45t	1
Ramson, Eason	21	179	8.5	22	2
Woods, Don	20	171	8.6	23	0
Owens, James	9	133	14.8	29	0
Francis, Phil	3	23	7.7	15	0
<b>49ERS</b>	<b>363</b>	<b>3799</b>	<b>10.5</b>	<b>93t</b>	<b>27</b>
<b>OPPONENTS</b>	<b>327</b>	<b>3958</b>	<b>12.1</b>	<b>81t</b>	<b>29</b>

INTERCEPTIONS	No	Yds	Avg	LG	TD
Hicks, Dwight	4	73	18.3	44	0
Churchman, Ricky	4	7	1.8	7	0
Leopold, Bobby	2	23	11.5	13	0
Turner, Keena	2	15	7.5	11	0
Williams, Gerard	1	28	28.0	28	0
Rhodes, Ray	1	25	25.0	25	0
Johnson, Charles	1	15	15.0	15	0
Puki, Craig	1	0	0.0	0	0
Tautolo, Terry	1	0	0.0	0	0
<b>49ERS</b>	<b>17</b>	<b>186</b>	<b>10.9</b>	<b>44</b>	<b>0</b>
<b>OPPONENTS</b>	<b>26</b>	<b>319</b>	<b>12.3</b>	<b>48</b>	<b>2</b>

KICKOFF RETURNS	No	Yds	Avg	LG	TD
Owens, James	31	726	23.4	101t	1
Elliott, Lenvil	18	321	17.8	32	0
Anderson, Terry	6	104	17.3	22	0
Solomon, Freddie	5	60	12.0	32	0
Francis, Phil	4	61	15.3	32	0
Patton, Ricky	4	43	10.8	19	0
Johnson, Charles	2	10	5.0	22	0
Ramson, Eason	1	18	1.8	18	0
Tautolo, Terry	1	16	16.0	16	0
Young, Charle	1	14	14.0	14	0
Hughes, Ernie	1	10	10.0	10	0
Hofer, Paul	1	2	2.0	2	0
<b>49ERS</b>	<b>75</b>	<b>1385</b>	<b>18.5</b>	<b>101t</b>	<b>1</b>
<b>OPPONENTS</b>	<b>58</b>	<b>1203</b>	<b>20.7</b>	<b>52</b>	<b>0</b>

PUNT RETURNS	No	FC	Yds	Avg	LG	TD
Solomon, Freddie	27	3	298	11.0	57t	2
Hicks, Dwight	12	3	58	4.8	10	0
Robinson, Jimmy	3	0	36	12.0	21	0
Churchman, Ricky	2	0	16	8.0	13	0
Ferrell, Bob	1	0	1	1.0	1	0
<b>49ERS</b>	<b>45</b>	<b>6</b>	<b>409</b>	<b>9.1</b>	<b>57t</b>	<b>2</b>
<b>OPPONENTS</b>	<b>48</b>	<b>11</b>	<b>530</b>	<b>11.0</b>	<b>43</b>	<b>0</b>

PUNTING	No	Yds	Avg	TB	I-20	LG	Bik
Miller, Jim	77	3152	40.9	5	11	65	0
<b>49ERS</b>	<b>77</b>	<b>3152</b>	<b>40.9</b>	<b>5</b>	<b>11</b>	<b>65</b>	<b>0</b>
<b>OPPONENTS</b>	<b>67</b>	<b>2560</b>	<b>38.2</b>	<b>6</b>	<b>10</b>	<b>64</b>	<b>0</b>

PASSING	Att	Comp	Pct	Yds	LG	TD	Int	QB
Montana, Joe	273	176	64.5	1795	71t	15	9	87.8
DeBerg, Steve	321	186	57.9	1998	93t	12	17	66.7
Solomon, Freddie	1	0	0.0	0	0	0	0	39.6
Woods, Don	2	1	50.0	6	6	0	0	56.3
<b>49ERS</b>	<b>597</b>	<b>363</b>	<b>60.8</b>	<b>3799</b>	<b>93t</b>	<b>27</b>	<b>26</b>	<b>76.2</b>
<b>OPPONENTS</b>	<b>495</b>	<b>327</b>	<b>66.1</b>	<b>3958</b>	<b>81t</b>	<b>29</b>	<b>17</b>	<b>95.7</b>

**1981 (13-3/16-3)**  
**NFC West Champions – World Champions**  
**Bill Walsh, Coach**

L	17	at Detroit (62,123), S-6	24
W	28	Chicago (49,520), S-13	17
L	17	at Atlanta (56,653), S-20	34
W	21	New Orleans (44,433), S-27	14
W	30	at Washington (51,843), O-4	17
W	45	Dallas (57,574), O-11	14
W	13	at G.B. in Milwaukee (50,171), O-18	3
W	20	Los Angeles Rams (59,190), O-25	17
W	17	at Pittsburgh (52,878), N-1	14
W	17	Atlanta (59,127), N-8	14
L	12	Cleveland (52,445), N-15	15
W	33	at Los Angeles Rams (63,456), N-22	31
W	17	New York Giants (57,186), N-29	10
W	21	at Cincinnati (56,796), D-6	3
W	28	Houston (55,707), D-13	6
W	21	at New Orleans (43,639), D-20	17
<b>357</b>			<b>250</b>
<b>NFC PLAYOFF - JAN. 3</b>			
(at San Francisco – Candlestick Park)			
W	38	New York Giants (58,360)	24
<b>NFC CHAMPIONSHIP - JAN. 10</b>			
(at San Francisco – Candlestick Park)			
W	28	Dallas (60,525)	27
<b>SUPER BOWL XVI - JAN. 24</b>			
(at Pontiac, Michigan – Silverdome)			
W	26	Cincinnati (81,270)	21

TEAM STATISTICS		49ers	Opp
TOTAL FIRST DOWNS		317	280
By Rushing		110	113
By Passing		183	144
By Penalties		24	23
TOTAL YARDS GAINED		5484	4763
By Rushing		1941	1918
By Passing		3543	2845
TOTAL PLAYS FROM SCRIMMAGE		1106	1014
Rushes		560	464
Average Gain Per Rush		3.5	4.1
NET YARDS PASSING		3543	2845
Passes Attempted		517	514
Passes Completed		328	273
Percent Completed		63.4	53.1
Had Intercepted		13	27
Times Sacked		29	36
Lost Attempting to Pass		223	290
PUNTS		93	83
Total Yardage of Punts		3858	3433
Average Length		41.5	41.4
KICKOFF RETURNS		45	67
Total Yards Returned		909	1389
Average Length of Return		20.2	20.7
PENALTIES		92	108
Yards Penalized		752	866
FUMBLES		26	36
Own Fumbles Recovered		14	15
Opponents' Fumbles Recovered		21	12
FIELD GOALS		19	13
Field Goals Attempted		29	23
TOTAL POINTS SCORED		357	250
Touchdowns Scored		43	30
Touchdowns Rushing		17	10
Touchdowns Passing		20	16
Touchdown Returns		6	4
Extra Points		42	29
Safeties		0	1

SCORING		TDs	Ru	Pa	Int	Fu	KO	Pu	PAT	FG	S	Pts
Wersching, Ray		0	0	0	0	0	0	0	30/30	17/23	0	81
Solomon, Freddie		8	0	8	0	0	0	0	0/0	0/0	0	48
Davis, Johnny		7	7	0	0	0	0	0	0/0	0/0	0	42
Patton, Ricky		5	4	1	0	0	0	0	0/0	0/0	0	30
Young, Charle		5	0	5	0	0	0	0	0/0	0/0	0	30
Clark, Dwight		4	0	4	0	0	0	0	0/0	0/0	0	24
Bahr, Matt		0	0	0	0	0	0	12/12	2/6	0	18	
Lott, Ronnie		3	0	0	3	0	0	0	0/0	0/0	0	18
Hicks, Dwight		2	0	0	1	1	0	0	0/0	0/0	0	12
Lawrence, Amos		2	1	0	0	0	1	0	0/0	0/0	0	12

Rookie Names in Italic

(continued)

SCORING		TDs	Ru	Pa	Int	Fu	KO	Pu	PAT	FG	S	Pts
Montana, Joe		2	2	0	0	0	0	0	0/0	0/0	0	12
Cooper, Earl		1	1	0	0	0	0	0	0/0	0/0	0	6
Easley, Walt		1	1	0	0	0	0	0	0/0	0/0	0	6
Hofer, Paul		1	1	0	0	0	0	0	0/0	0/0	0	6
Ring, Bill		1	0	1	0	0	0	0	0/0	0/0	0	6
Wilson, Mike		1	0	1	0	0	0	0	0/0	0/0	0	6
<b>49ERS</b>		<b>43</b>	<b>17</b>	<b>20</b>	<b>4</b>	<b>1</b>	<b>1</b>	<b>0</b>	<b>42/42</b>	<b>19/29</b>	<b>0</b>	<b>357</b>
OPPONENTS		30	10	16	2	1	0	1	29/30	13/23	0	250
RUSHING		Att	Yds	Avg	LG	TD						
Patton, Ricky		152	543	3.6	28	4						
Cooper, Earl		98	330	3.4	23	1						
Davis, Johnny		94	297	3.2	14	7						
Easley, Walt		76	224	2.9	9	1						
Hofer, Paul		60	193	3.2	12	1						
Ring, Bill		22	106	4.8	16	0						
Montana, Joe		25	95	3.8	20t	2						
Lawrence, Amos		13	48	3.7	14	1						
Solomon, Freddie		9	43	4.8	16	0						
Clark, Dwight		3	32	10.7	18	0						
Elliott, Lenvil		7	29	4.1	9	0						
Benjamin, Guy		1	1	1.0	1	0						
<b>49ERS</b>		<b>560</b>	<b>1941</b>	<b>3.5</b>	<b>28</b>	<b>17</b>						
<b>OPPONENTS</b>		<b>464</b>	<b>1918</b>	<b>4.1</b>	<b>29</b>	<b>10</b>						
RECEIVING		No	Yds	Avg	LG	TD						
Clark, Dwight		85	1105	13.0	78t	4						
Solomon, Freddie		59	969	16.4	60t	8						
Cooper, Earl		51	477	9.4	50	0						
Young, Charle		37	400	10.8	29	5						
Hofer, Paul		27	244	9.0	22	0						
Patton, Ricky		27	195	7.2	31t	1						
Wilson, Michael		9	125	13.9	27t	1						
Easley, Walt		9	62	6.9	21	0						
Elliott, Lenvil		7	81	11.6	19	0						
Ramson, Eason		4	45	11.3	16	0						
Ring, Bill		3	28	9.3	21	1						
Shumann, Mike		3	21	7.0	8	0						
Lawrence, Amos		3	10	3.3	5	0						
Davis, Johnny		3	-1	-0.3	3	0						
Peets, Brian		1	5	5.0	5	0						
<b>49ERS</b>		<b>328</b>	<b>3766</b>	<b>11.5</b>	<b>78t</b>	<b>20</b>						
<b>OPPONENTS</b>		<b>273</b>	<b>3135</b>	<b>11.5</b>	<b>67</b>	<b>16</b>						
INTERCEPTIONS		No	Yds	Avg	LG	TD						
Hicks, Dwight		9	239	26.6	72	1						
Lott, Ronnie		7	117	16.7	41t	3						
Williamson, Carlton		4	44	11.0	28	0						
Wright, Eric		3	26	8.7	26	0						
McColl, Milt		1	22	22.0	22	0						
Reynolds, Jack		1	0	0.0	0	0						
Martin, Saladin		1	0	0.0	0	0						
Turner, Keena		1	0	0.0	0	0						
<b>49ERS</b>		<b>27</b>	<b>448</b>	<b>16.6</b>	<b>72</b>	<b>4</b>						
<b>OPPONENTS</b>		<b>13</b>	<b>297</b>	<b>22.9</b>	<b>101t</b>	<b>2</b>						
KICKOFF RETURNS		No	Yds	Avg	LG	TD						
Lawrence, Amos		17	437	25.7	92t	1						
Ring, Bill		10	217	21.7	29	0						
Lott, Ronnie		7	111	15.9	20	0						
Wilson, Mike		4	67	16.8	22	0						
Jones, Arrington		3	43	14.3	22	0						
Hicks, Dwight		1	22	22.0	22	0						
Ramson, Eason		1	12	12.0	12	0						
Patton, Ricky		1	0	0.0	0	0						
Davis, Johnny		1	0	0.0	0	0						
<b>49ERS</b>		<b>45</b>	<b>909</b>	<b>20.2</b>	<b>92t</b>	<b>1</b>						
<b>OPPONENTS</b>		<b>67</b>	<b>1389</b>	<b>20.7</b>	<b>55</b>	<b>0</b>						
PUNT RETURNS		No	FC	Yds	Avg	LG	TD					
Solomon, Freddie		29	6	173	6.0	19	0					
Hicks, Dwight		19	4	171	9.0	39	0					
<b>49ERS</b>		<b>48</b>	<b>10</b>	<b>344</b>	<b>7.2</b>	<b>39</b>	<b>0</b>					
<b>OPPONENTS</b>		<b>57</b>	<b>8</b>	<b>664</b>	<b>11.7</b>	<b>58t</b>	<b>1</b>					
PUNTING		No	Yds	Avg	TB	I-20	LG	Blk				
Miller, Jim		93	3858	41.5	15	14	65	0				
<b>49ERS</b>		<b>93</b>	<b>3858</b>	<b>41.5</b>	<b>15</b>	<b>14</b>	<b>65</b>	<b>0</b>				
<b>OPPONENTS</b>		<b>83</b>	<b>3433</b>	<b>41.4</b>	<b>5</b>	<b>17</b>	<b>66</b>	<b>0</b>				
PASSING		Att	Comp	Pct	Yds	LG	TD	Int	QB			
Montana, Joe		488	311	63.7	3565	78t	19	12	88.4			
Benjamin, Guy		26	15	57.7	171	27	1	1	74.4			
Easley, Walt		1	1	100.0	5	5	0	0	87.5			
Solomon, Freddie		1	1	100.0	25	25	0	0	118.8			
Clark, Dwight		1	0	0.0	0	0	0	0	39.6			
<b>49ERS</b>		<b>517</b>	<b>328</b>	<b>63.4</b>	<b>3766</b>	<b>78t</b>	<b>20</b>	<b>13</b>	<b>87.7</b>			
<b>OPPONENTS</b>		<b>514</b>	<b>273</b>	<b>53.1</b>	<b>3135</b>	<b>67</b>	<b>16</b>	<b>27</b>	<b>60.2</b>			



**1982 (3-6)**

*Bill Walsh, Coach*

L	17	Los Angeles Raiders (59,748), S-12	23
L	21	at Denver (73,899), S-19	24
W	31	at St. Louis (38,064), N-21	20
L	20	New Orleans (51,611), N-28	23
W	30	at Los Angeles Rams (58,574), THU/D-2	24
L	37	San Diego (51,988), SAT/D-11	41
L	7	Atlanta (53,234), SUN/D-19	17
W	26	at Kansas City (24,319), D-26	13
L	20	Los Angeles Rams (54,256), J-2	21
<b>209</b>			<b>206</b>

**TEAM STATISTICS**

	<b>49ers</b>	<b>Opp</b>
TOTAL FIRST DOWNS	183	170
By Rushing	49	71
By Passing	121	88
By Penalties	13	11
TOTAL YARDS GAINED	3242	3035
By Rushing	740	1199
By Passing	2502	1836
TOTAL PLAYS FROM SCRIMMAGE	587	596
Rushes	219	303
Average Gain Per Rush	3.4	4.0
NET YARDS PASSING	2502	1836
Passes Attempted	348	278
Passes Completed	215	158
Percent Completed	61.8	56.8
Had Intercepted	11	9
Times Sacked	20	15
Lost Attempting to Pass	166	113
PUNTS	45	50
Total Yardage of Punts	1676	2134
Average Length	37.2	42.7
KICKOFF RETURNS	36	40
Total Yards Returned	742	847
Average Length of Return	20.6	21.4
PENALTIES	45	58
Yards Penalized	451	542
FUMBLES	17	14
Own Fumbles Recovered	7	4
Opponents' Fumbles Recovered	10	10
FIELD GOALS	12	13
Field Goals Attempted	17	19
TOTAL POINTS SCORED	209	206
Touchdowns Scored	25	24
Touchdowns Rushing	6	9
Touchdowns Passing	17	14
Touchdown Returns	2	1
Extra Points	23	23
Safeties	0	0
AVG. TIME OF POSSESSION	28:31	31:29

**SCORING**

	<b>TDs</b>	<b>Ru</b>	<b>Pa</b>	<b>Int</b>	<b>Fu</b>	<b>KO</b>	<b>Pu</b>	<b>PAT</b>	<b>FG</b>	<b>S</b>	<b>Pts</b>
Wersching, Ray	0	0	0	0	0	0	0	23/25	12/17	0	59
Moore, Jeff	8	4	4	0	0	0	0	0/0	0/0	0	48
Clark, Dwight	5	0	5	0	0	0	0	0/0	0/0	0	30
Solomon, Freddie	3	0	3	0	0	0	0	0/0	0/0	0	18
Francis, Russ	2	0	2	0	0	0	0	0/0	0/0	0	12
Cooper, Earl	1	0	1	0	0	0	0	0/0	0/0	0	6
Lott, Ronnie	1	0	0	1	0	0	0	0/0	0/0	0	6
McLemore, Dana	1	0	0	0	0	0	1	0/0	0/0	0	6
Montana, Joe	1	1	0	0	0	0	0	0/0	0/0	0	6
Nehemiah, Renaldo	1	0	1	0	0	0	0	0/0	0/0	0	6
Ring, Bill	1	1	0	0	0	0	0	0/0	0/0	0	6
Wilson, Mike	1	0	1	0	0	0	0	0/0	0/0	0	6
<b>49ERS</b>	<b>25</b>	<b>6</b>	<b>17</b>	<b>1</b>	<b>0</b>	<b>0</b>	<b>1</b>	<b>23/25</b>	<b>12/17</b>	<b>0</b>	<b>209</b>
<b>OPPONENTS</b>	<b>24</b>	<b>9</b>	<b>14</b>	<b>0</b>	<b>0</b>	<b>0</b>	<b>1</b>	<b>23/24</b>	<b>13/19</b>	<b>0</b>	<b>206</b>

<b>RUSHING</b>	<b>Att</b>	<b>Yds</b>	<b>Avg</b>	<b>LG</b>	<b>TD</b>
Moore, Jeff	85	281	3.3	19	4
Ring, Bill	48	183	3.8	11	1
Montana, Joe	30	118	3.9	21	1
Cooper, Earl	24	77	3.2	9	0
Williams, Vince	20	68	3.4	12	0
Easley, Walt	5	11	2.2	5	0
Lawrence, Amos	5	7	1.4	4	0
Nehemiah, Renaldo	1	-1	-1.0	-1	0
Solomon, Freddie	1	-4	-4.0	-4	0
<b>49ERS</b>	<b>219</b>	<b>740</b>	<b>3.4</b>	<b>21</b>	<b>6</b>
<b>OPPONENTS</b>	<b>303</b>	<b>1199</b>	<b>4.0</b>	<b>54</b>	<b>9</b>

<b>RECEIVING</b>	<b>No</b>	<b>Yds</b>	<b>Avg</b>	<b>LG</b>	<b>TD</b>
Clark, Dwight	60	913	15.2	51	5
Moore, Jeff	37	405	11.0	55	4
Francis, Russ	23	278	12.1	26	2
Young, Charle	22	189	8.6	30	0
Solomon, Freddie	19	323	17.0	46t	3
Cooper, Earl	19	153	8.1	20	1
Ring, Bill	13	94	7.2	15	0
Nehemiah, Renaldo	8	161	20.1	55	1
Wilson, Mike	6	80	13.3	27	1
Williams, Vince	4	33	8.3	13	0
Ramson, Eason	2	27	13.5	21	0
Lawrence, Amos	2	12	6.0	6	0
<b>49ERS</b>	<b>215</b>	<b>2668</b>	<b>12.4</b>	<b>55</b>	<b>17</b>
<b>OPPONENTS</b>	<b>158</b>	<b>1949</b>	<b>12.3</b>	<b>46</b>	<b>14</b>

<b>INTERCEPTIONS</b>	<b>No</b>	<b>Yds</b>	<b>Avg</b>	<b>LG</b>	<b>TD</b>
Hicks, Dwight	3	5	1.7	3	0
Lott, Ronnie	2	95	47.5	83t	1
Wright, Eric	1	31	31.0	31	0
Horn, Bob	1	19	19.0	19	0
Reynolds, Jack	1	0	0.0	0	0
Harper, Willie	1	0	0.0	0	0
<b>49ERS</b>	<b>9</b>	<b>150</b>	<b>16.7</b>	<b>83t</b>	<b>1</b>
<b>OPPONENTS</b>	<b>11</b>	<b>130</b>	<b>11.8</b>	<b>32</b>	<b>0</b>

<b>KICKOFF RETURNS</b>	<b>No</b>	<b>Yds</b>	<b>Avg</b>	<b>LG</b>	<b>TD</b>
McLemore, Dana	16	353	22.1	45	0
Lawrence, Amos	9	190	21.1	30	0
Ring, Bill	6	145	24.2	41	0
Ramson, Eason	2	20	10.0	13	0
Ferrari, Ron	2	19	9.5	11	0
Moore, Jeff	1	15	15.0	15	0
<b>49ERS</b>	<b>36</b>	<b>742</b>	<b>20.6</b>	<b>45</b>	<b>0</b>
<b>OPPONENTS</b>	<b>40</b>	<b>857</b>	<b>21.4</b>	<b>55</b>	<b>0</b>

<b>PUNT RETURNS</b>	<b>No</b>	<b>FC</b>	<b>Yds</b>	<b>Avg</b>	<b>LG</b>	<b>TD</b>
McLemore, Dana	7	0	156	22.3	93t	1
Solomon, Freddie	13	1	122	9.4	27	0
Hicks, Dwight	10	1	54	5.4	13	0
Ring, Bill	0	1	0	0.0	0	0
<b>49ERS</b>	<b>30</b>	<b>3</b>	<b>332</b>	<b>11.1</b>	<b>93t</b>	<b>1</b>
<b>OPPONENTS</b>	<b>20</b>	<b>4</b>	<b>224</b>	<b>11.2</b>	<b>67t</b>	<b>1</b>

<b>PUNTING</b>	<b>No</b>	<b>Yds</b>	<b>Avg</b>	<b>TB</b>	<b>I-20</b>	<b>LG</b>	<b>Blk</b>
Miller, Jim	44	1676	38.1	3	11	80	1
<b>49ERS</b>	<b>44</b>	<b>1676</b>	<b>38.1</b>	<b>3</b>	<b>11</b>	<b>80</b>	<b>1</b>
<b>OPPONENTS</b>	<b>50</b>	<b>2134</b>	<b>42.7</b>	<b>5</b>	<b>10</b>	<b>58</b>	<b>0</b>

<b>PASSING</b>	<b>Att</b>	<b>Comp</b>	<b>Pct</b>	<b>Yds</b>	<b>LG</b>	<b>TD</b>	<b>Int</b>	<b>QB</b>
Montana, Joe	346	213	61.6	2613	55	17	11	88.0
Francis, Russ	1	1	100.0	45	45	0	0	118.8
Benjamin, Guy	1	1	100.0	10	10	0	0	108.3
<b>49ERS</b>	<b>348</b>	<b>215</b>	<b>61.8</b>	<b>2668</b>	<b>55</b>	<b>17</b>	<b>11</b>	<b>88.6</b>
<b>OPPONENTS</b>	<b>278</b>	<b>158</b>	<b>56.8</b>	<b>1949</b>	<b>46</b>	<b>14</b>	<b>9</b>	<b>82.0</b>

Rookie Names in Italic

**1983 (10-6/11-7)**

**NFC West Champions**

**Bill Walsh, Coach**

L	17	Philadelphia (55,775), SAT/S-3	22
W	48	at Minnesota (58,167), THU/S-8	17
W	42	at St. Louis (38,130), S-18	27
W	24	Atlanta (57,814), S-25	20
W	33	at New England (54,293), O-2	13
L	7	Los Angeles Rams (59,119), O-9	10
W	32	at New Orleans (68,134), O-16	13
W	45	at Los Angeles Rams (66,070), O-23	35
L	13	New York Jets (54,796), O-30	27
L	17	Miami (57,832), N-6	20
W	27	New Orleans (40,022), N-13	0
L	24	at Atlanta (32,782), N-20	28
L	3	at Chicago (40,483), N-27	13
W	35	Tampa Bay (49,773), D-4	21
W	23	at Buffalo (38,039), D-11	10
W	42	Dallas (59,957), MON/D-19	17
<b>432</b>			<b>293</b>

**NFC PLAYOFF - DEC. 31**

(at San Francisco - Candlestick Park)

W	24	Detroit (58,386)-SAT	23
---	----	----------------------	----

**NFC CHAMPIONSHIP - JAN. 8**

(at Washington, DC - RFK Stadium)

L	21	Washington (55,363)	24
---	----	---------------------	----

**TEAM STATISTICS**

	<b>49ers</b>	<b>Opp</b>
TOTAL FIRST DOWNS	344	302
By Rushing	129	98
By Passing	199	181
By Penalties	16	23
TOTAL YARDS GAINED	6054	5189
By Rushing	2257	1936
By Passing	3797	3253
TOTAL PLAYS FROM SCRIMMAGE	1072	1032
Rushes	511	449
Average Gain Per Rush	4.4	4.3
NET YARDS PASSING	3797	3253
Passes Attempted	528	526
Passes Completed	339	322
Percent Completed	64.2	61.2
Had Intercepted	12	24
Times Sacked	33	57
Lost Attempting to Pass	224	448
PUNTS	65	73
Total Yardage of Punts	2552	2993
Average Length	39.3	41.0
KICKOFF RETURNS	52	78
Total Yards Returned	958	1675
Average Length of Return	18.4	21.5
PENALTIES	89	91
Yards Penalized	695	793
FUMBLES	27	39
Own Fumbles Recovered	8	21
Opponents' Fumbles Recovered	18	19
FIELD GOALS	25	17
Field Goals Attempted	30	27
TOTAL POINTS SCORED	432	293
Touchdowns Scored	51	35
Touchdowns Rushing	17	10
Touchdowns Passing	27	23
Touchdown Returns	7	2
Extra Points	51	32
Safeties	0	0
AVG. TIME OF POSSESSION	30:12	29:48

<b>SCORING</b>	<b>TDs</b>	<b>Ru</b>	<b>Pa</b>	<b>Int</b>	<b>Fu</b>	<b>KO</b>	<b>Pu</b>	<b>PAT</b>	<b>FG</b>	<b>S</b>	<b>Pts</b>
Wersching, Ray	0	0	0	0	0	0	0	51/51	25/30	0	126
Craig, Roger	12	8	4	0	0	0	0	0/0	0/0	0	72
Clark, Dwight	8	0	8	0	0	0	0	0/0	0/0	0	48
Tyler, Wendell	6	4	2	0	0	0	0	0/0	0/0	0	36
Francis, Russ	4	0	4	0	0	0	0	0/0	0/0	0	24
Solomon, Freddie	4	0	4	0	0	0	0	0/0	0/0	0	24
Cooper, Earl	3	0	3	0	0	0	0	0/0	0/0	0	18

Rookie Names in Italic

(continued)

<b>SCORING</b>	<b>TDs</b>	<b>Ru</b>	<b>Pa</b>	<b>Int</b>	<b>Fu</b>	<b>KO</b>	<b>Pu</b>	<b>PAT</b>	<b>FG</b>	<b>S</b>	<b>Pts</b>
Hicks, Dwight	2	0	0	2	0	0	0	0/0	0/0	0	12
Montana, Joe	2	2	0	0	0	0	0	0/0	0/0	0	12
Ring, Bill	2	2	0	0	0	0	0	0/0	0/0	0	12
Wright, Eric	2	0	0	2	0	0	0	0/0	0/0	0	12
Board, Dwaine	1	0	0	0	1	0	0	0/0	0/0	0	6
Collier, Tim	1	0	0	1	0	0	0	0/0	0/0	0	6
McLemore, Dana	1	0	0	0	0	0	1	0/0	0/0	0	6
Moore, Jeff	1	1	0	0	0	0	0	0/0	0/0	0	6
Nehemiah, Renaldo	1	0	1	0	0	0	0	0/0	0/0	0	6
Ramson, Eason	1	0	1	0	0	0	0	0/0	0/0	0	6
<b>49ERS</b>	<b>51</b>	<b>17</b>	<b>27</b>	<b>5</b>	<b>1</b>	<b>0</b>	<b>1</b>	<b>51/51</b>	<b>25/30</b>	<b>0</b>	<b>432</b>
<b>OPPONENTS</b>	<b>35</b>	<b>10</b>	<b>23</b>	<b>1</b>	<b>1</b>	<b>0</b>	<b>1</b>	<b>32/33</b>	<b>17/27</b>	<b>0</b>	<b>293</b>
<b>RUSHING</b>	<b>Att</b>	<b>Yds</b>	<b>Avg</b>	<b>LG</b>	<b>TD</b>						
Tyler, Wendell	176	856	4.9	39	4						
Craig, Roger	176	725	4.1	71	8						
Montana, Joe	61	284	4.7	18	2						
Ring, Bill	64	254	4.0	25	2						
Moore, Jeff	15	43	2.9	14	1						
Orosz, Tom	2	39	19.5	23	0						
Monroe, Carl	10	23	2.3	5	0						
Clark, Dwight	3	18	6.0	9	0						
Cavanaugh, Matt	1	8	8.0	8	0						
Ramson, Eason	1	3	3.0	3	0						
Solomon, Freddie	1	3	3.0	3	0						
Benjamin, Guy	1	1	1.0	1	0						
<b>49ERS</b>	<b>511</b>	<b>2257</b>	<b>4.4</b>	<b>71</b>	<b>17</b>						
<b>OPPONENTS</b>	<b>449</b>	<b>1936</b>	<b>4.3</b>	<b>49</b>	<b>10</b>						
<b>RECEIVING</b>	<b>No</b>	<b>Yds</b>	<b>Avg</b>	<b>LG</b>	<b>TD</b>						
Clark, Dwight	70	840	12.0	46t	8						
Craig, Roger	48	427	8.9	23	4						
Tyler, Wendell	34	285	8.4	26	2						
Francis, Russ	33	357	10.8	25	4						
Solomon, Freddie	31	662	21.4	77t	4						
Wilson, Mike	30	433	14.4	49	0						
Ring, Bill	23	182	7.9	24	0						
Moore, Jeff	19	206	10.8	34	0						
Nehemiah, Renaldo	17	236	13.9	27	1						
Ramson, Eason	17	125	7.4	16	1						
Cooper, Earl	15	207	13.8	73t	3						
Monroe, Carl	2	61	30.5	50	0						
<b>49ERS</b>	<b>339</b>	<b>4021</b>	<b>11.9</b>	<b>77t</b>	<b>27</b>						
<b>OPPONENTS</b>	<b>322</b>	<b>3701</b>	<b>11.5</b>	<b>76t</b>	<b>23</b>						
<b>INTERCEPTIONS</b>	<b>No</b>	<b>Yds</b>	<b>Avg</b>	<b>LG</b>	<b>TD</b>						
Wright, Eric	7	164	23.4	60t	2						
Williamson, Carlton	4	51	12.8	26	0						
Lott, Ronnie	4	22	5.5	22	0						
Collier, Tim	3	32	10.7	32t	1						
Hicks, Dwight	2	102	51.0	62t	2						
Leopold, Bobby	2	13	6.5	9	0						
Harper, Willie	1	37	37.0	37	0						
Pillers, Lawrence	1	16	16.0	16	0						
<b>49ERS</b>	<b>24</b>	<b>437</b>	<b>18.2</b>	<b>62t</b>	<b>5</b>						
<b>OPPONENTS</b>	<b>12</b>	<b>168</b>	<b>14.0</b>	<b>43t</b>	<b>1</b>						
<b>KICKOFF RETURNS</b>	<b>No</b>	<b>Yds</b>	<b>Avg</b>	<b>LG</b>	<b>TD</b>						
McLemore, Dana	30	576	19.2	39	0						
Monroe, Carl	8	152	19.0	32	0						
Moore, Jeff	7	117	16.7	46	0						
Ring, Bill	4	68	17.0	18	0						
Cooper, Earl	3	45	15.0	20	0						
<b>49ERS</b>	<b>52</b>	<b>958</b>	<b>18.4</b>	<b>46</b>	<b>0</b>						
<b>OPPONENTS</b>	<b>78</b>	<b>1675</b>	<b>21.5</b>	<b>50</b>	<b>0</b>						
<b>PUNT RETURNS</b>	<b>No</b>	<b>FC</b>	<b>Yds</b>	<b>Avg</b>	<b>LG</b>	<b>TD</b>					
McLemore, Dana	31	6	331	10.7	56t	1					
Solomon, Freddie	5	3	34	6.8	11	0					
<b>49ERS</b>	<b>36</b>	<b>9</b>	<b>365</b>	<b>10.1</b>	<b>56t</b>	<b>1</b>					
<b>OPPONENTS</b>	<b>38</b>	<b>7</b>	<b>278</b>	<b>7.3</b>	<b>19</b>	<b>0</b>					
<b>PUNTING</b>	<b>No</b>	<b>Yds</b>	<b>Avg</b>	<b>TB</b>	<b>I-20</b>	<b>LG</b>	<b>Bik</b>				
Orosz, Tom	65	2552	39.3	6	16	61	1				
<b>49ERS</b>	<b>65</b>	<b>2552</b>	<b>38.7</b>	<b>6</b>	<b>17</b>	<b>61</b>	<b>1</b>				
<b>OPPONENTS</b>	<b>73</b>	<b>2993</b>	<b>40.5</b>	<b>9</b>	<b>15</b>	<b>60</b>	<b>1</b>				
<b>PASSING</b>	<b>Att</b>	<b>Comp</b>	<b>Pct</b>	<b>Yds</b>	<b>LG</b>	<b>TD</b>	<b>Int</b>	<b>QB</b>			
Montana, Joe	515	332	64.5	3910	77t	26	12	94.5			
Benjamin, Guy	12	7	58.3	111	73t	1	0	117.0			
Clark, Dwight	1	0	0.0	0	0	0	0	39.6			
<b>49ERS</b>	<b>528</b>	<b>339</b>	<b>64.2</b>	<b>4021</b>	<b>77t</b>	<b>27</b>	<b>12</b>	<b>94.9</b>			
<b>OPPONENTS</b>	<b>526</b>	<b>322</b>	<b>61.2</b>	<b>3701</b>	<b>76t</b>	<b>23</b>	<b>24</b>	<b>78.0</b>			

**1984 (15-1/18-1)**  
**NFC West Champions – World Champions**  
**Bill Walsh, Coach**

W	30	at Detroit (56,782), S–2	27
W	37	Washington (59,707), <b>MON/S</b> –10	31
W	30	New Orleans (57,611), S–16	20
W	21	at Philadelphia (62,771), S–23	9
W	14	Atlanta (57,990), S–30	5
W	31	at New York Giants (76,112), <b>MON/O</b> –8	10
L	17	Pittsburgh (59,110), O–14	20
W	34	at Houston (39,900), O–21	21
W	33	at Los Angeles Rams (65,481), O–28	0
W	23	Cincinnati (58,234), N–4	17
W	41	at Cleveland (60,092), N–11	7
W	24	Tampa Bay (57,704), N–18	17
W	35	at New Orleans (65,177), N–25	3
W	35	at Atlanta (29,644), D–2	17
W	51	Minnesota (56,670), <b>SAT/D</b> –8	7
W	19	Los Angeles Rams (59,743), <b>FRI/D</b> –14	16
<b>475</b>			<b>227</b>
<b>NFC PLAYOFF - DEC. 29</b>			
(at San Francisco – Candlestick Park)			
W	21	New York Giants (60,303)– <b>SAT</b>	10
<b>NFC CHAMPIONSHIP - JAN. 6</b>			
(at San Francisco – Candlestick Park)			
W	23	Chicago (61,040)	0
<b>SUPER BOWL XIX - JAN. 20</b>			
(at Palo Alto, California – Stanford Stadium)			
W	38	Miami (84,059)	16

<b>TEAM STATISTICS</b>	<b>49ers</b>	<b>Opp</b>
TOTAL FIRST DOWNS	356	302
By Rushing	138	101
By Passing	204	173
By Penalties	14	28
TOTAL YARDS GAINED	6366	5176
By Rushing	2465	1795
By Passing	3901	3381
TOTAL PLAYS FROM SCRIMMAGE	1057	1029
Rushes	534	432
Average Gain Per Rush	4.6	4.2
NET YARDS PASSING	3901	3381
Passes Attempted	496	546
Passes Completed	312	298
Percent Completed	62.9	54.6
Had Intercepted	10	25
Times Sacked	27	51
Lost Attempting to Pass	178	363
PUNTS	61	80
Total Yardage of Punts	2536	3239
Average Length	41.6	40.5
KICKOFF RETURNS	47	78
Total Yards Returned	1039	1499
Average Length of Return	22.1	19.2
PENALTIES	100	91
Yards Penalized	884	723
FUMBLES	26	28
Own Fumbles Recovered	14	15
Opponents' Fumbles Recovered	13	12
FIELD GOALS	25	19
Field Goals Attempted	35	25
TOTAL POINTS SCORED	475	227
Touchdowns Scored	57	24
Touchdowns Rushing	21	10
Touchdowns Passing	32	14
Touchdown Returns	4	0
Extra Points	56	19
Safeties	1	1
AVG. TIME OF POSSESSION	30:26	29:34
<b>SCORING</b>	<b>TDs Ru Pa Int Fu KO Pu PAT FG S Pts</b>	
Werschling, Ray	0 0 0 0 0 0 0 56/56	25/35 0 131
Solomon, Freddie	11 1 10 0 0 0 0 0/0	0/0 0 66
Craig, Roger	10 7 3 0 0 0 0 0/0	0/0 0 60
Tyler, Wendell	9 7 2 0 0 0 0 0/0	0/0 0 54
Clark, Dwight	6 0 6 0 0 0 0 0/0	0/0 0 36
Cooper, Earl	4 0 4 0 0 0 0 0/0	0/0 0 24
Ring, Bill	3 3 0 0 0 0 0 0/0	0/0 0 18
Francis, Russ	2 0 2 0 0 0 0 0/0	0/0 0 12
McLemore, Dana	2 0 0 1 0 0 0 0/0	0/0 0 12

Rookie Names in Italic

(continued)

<b>SCORING</b>	<b>TDs Ru Pa Int Fu KO Pu PAT FG S Pts</b>	
+Montana, Joe	0 0 0 0 0 0 0 0/1	0/0 0 12
Nehemiah, Renaldo	2 0 2 0 0 0 0 0/0	0/0 0 12
Johnson, Gary	1 0 0 0 1 0 0 0/0	0/0 1 8
Frank, John	1 0 1 0 0 0 0 0/0	0/0 0 6
Harmon, Derrick	1 1 0 0 0 0 0 0/0	0/0 0 6
Monroe, Carl	1 0 1 0 0 0 0 0/0	0/0 0 6
Shell, Todd	1 0 0 1 0 0 0 0/0	0/0 0 6
Wilson, Mike	1 0 1 0 0 0 0 0/0	0/0 0 6
<b>49ERS</b>	<b>57 21 32 2 1 0 1 56/57</b>	<b>25/35 1 475</b>
<b>OPPONENTS</b>	<b>24 10 14 0 0 0 0 24/24</b>	<b>19/25 1 227</b>
+ incomplete pass on PAT attempt		
<b>RUSHING</b>	<b>Att Yds Avg LG TD</b>	
Tyler, Wendell	246 1262 5.1 40 7	
Craig, Roger	155 649 4.2 28 7	
Harmon, Derrick	39 192 4.9 19 1	
Ring, Bill	38 162 4.3 34 3	
Montana, Joe	39 118 3.0 15 2	
Solomon, Freddie	6 72 12.0 47 1	
Cooper, Earl	3 13 4.3 7 0	
Monroe, Carl	3 13 4.3 7 0	
Runager, Max	1 -5 -5.0 -5 0	
Cavanaugh, Matt	4 -11 -2.8 -1 0	
<b>49ERS</b>	<b>534 2465 4.6 47 21</b>	
<b>OPPONENTS</b>	<b>432 1795 4.2 25 10</b>	
<b>RECEIVING</b>	<b>No Yds Avg LG TD</b>	
Craig, Roger	71 675 9.5 64t 3	
Clark, Dwight	52 880 16.9 80t 6	
Cooper, Earl	41 459 11.2 26 4	
Solomon, Freddie	40 737 18.4 64t 10	
Tyler, Wendell	28 230 8.2 26t 2	
Francis, Russ	23 285 12.4 32 2	
Nehemiah, Renaldo	18 357 19.8 59t 2	
Wilson, Mike	17 245 14.4 44 1	
Monroe, Carl	11 139 12.6 47 1	
Frank, John	7 60 8.6 21 1	
Ring, Bill	3 10 3.3 15 0	
Harmon, Derrick	1 2 2.0 2 0	
<b>49ERS</b>	<b>312 4079 13.1 80t 32</b>	
<b>OPPONENTS</b>	<b>298 3744 12.6 61 14</b>	
<b>INTERCEPTIONS</b>	<b>No Yds Avg LG TD</b>	
Turner, Keena	4 51 12.8 21 0	
Lott, Ronnie	4 26 6.5 15 0	
Shell, Todd	3 81 27.0 53t 1	
Hicks, Dwight	3 42 14.0 29 0	
McLemore, Dana	2 54 27.0 54t 1	
Williamson, Carlton	2 42 21.0 26 0	
Fahnhorst, Jim	2 9 4.5 9 0	
Wright, Eric	2 0 0.0 0 0	
Fuller, Jeff	1 38 38.0 38 0	
Bunz, Dan	1 2 2.0 2 0	
Clark, Mario	1 0 0.0 0 0	
<b>49ERS</b>	<b>25 345 13.8 54t 2</b>	
<b>OPPONENTS</b>	<b>10 155 15.5 43 0</b>	
<b>KICKOFF RETURNS</b>	<b>No Yds Avg LG TD</b>	
Monroe, Carl	27 561 20.8 44 0	
Harmon, Derrick	13 357 27.5 51 0	
McLemore, Dana	3 80 26.7 50 0	
Ring, Bill	1 27 27.0 27 0	
Wilson, Mike	1 14 14.0 14 0	
Cooper, Earl	1 0 0.0 0 0	
McIntyre, Guy	1 0 0.0 0 0	
<b>49ERS</b>	<b>47 1039 22.1 51 0</b>	
<b>OPPONENTS</b>	<b>78 1499 19.2 38 0</b>	
<b>PUNT RETURNS</b>	<b>No FC Yds Avg LG TD</b>	
McLemore, Dana	45 11 521 11.6 79t 1	
<b>49ERS</b>	<b>45 11 521 11.6 79t 1</b>	
<b>OPPONENTS</b>	<b>30 4 190 6.3 25 0</b>	
<b>PUNTING</b>	<b>No Yds Avg TB I-20 LG Blk</b>	
Runager, Max	56 2341 41.8 12 18 59 1	
Orosz, Tom	5 195 39.0 0 1 55 0	
<b>49ERS</b>	<b>61 2536 40.9 12 19 59 1</b>	
<b>OPPONENTS</b>	<b>80 3239 40.5 4 13 58 1</b>	
<b>PASSING</b>	<b>Att Comp Pct Yds LG TD Int QB</b>	
Montana, Joe	432 279 64.6 3630 80t 28 10 102.9	
Cavanaugh, Matt	61 33 54.1 449 51t 4 0 99.7	
Harmon, Derrick	2 0 0.0 0 0 0 0 39.6	
Clark, Dwight	1 0 0.0 0 0 0 0 39.6	
<b>49ERS</b>	<b>496 312 62.9 4079 80t 32 10 101.9</b>	
<b>OPPONENTS</b>	<b>546 298 54.6 3744 61 14 25 65.6</b>	

1985 (10-6/10-7)

Bill Walsh, Coach

L	21	at Minnesota (57,375), S-8	28
W	35	Atlanta (58,923), S-15	16
W	34	at Los Angeles Raiders (87,006)/, S-22	10
L	17	New Orleans (58,053), S-29	20
W	38	at Atlanta (44,740), O-6	17
L	10	Chicago (60,523), O-13	26
L	21	at Detroit (67,715), O-20	23
W	28	at Los Angeles Rams (65,939), O-27	14
W	24	Philadelphia (58,383), N-3	13
L	16	at Denver (73,173), MON/N-11	17
W	31	Kansas City (56,447), N-17	3
W	19	Seattle (57,482), MON/N-25	6
W	35	at Washington (51,321), D-1	8
L	20	Los Angeles Rams (60,581), MON/D-9	27
W	31	at New Orleans (46,065), D-15	19
W	31	Dallas (60,114), D-22	16

411 263

NFC WILD CARD - DEC. 28

(at Meadowlands, N.J. - Giants Stadium)

L	3	New York Giants (75,842)-SAT	17
---	---	------------------------------	----

TEAM STATISTICS	49ers	Opp
TOTAL FIRST DOWNS	340	293
By Rushing	137	89
By Passing	179	183
By Penalties	24	21
TOTAL YARDS GAINED	5920	5191
By Rushing	2232	1683
By Passing	3688	3508
TOTAL PLAYS FROM SCRIMMAGE	1069	1116
Rushes	477	435
Average Gain Per Rush	4.7	3.9
NET YARDS PASSING	3688	3508
Passes Attempted	550	621
Passes Completed	331	346
Percent Completed	60.2	55.7
Had Intercepted	14	18
Times Sacked	42	60
Lost Attempting to Pass	299	457
PUNTS	86	92
Total Yardage of Punts	3422	3644
Average Length	39.8	39.6
KICKOFF RETURNS	58	72
Total Yards Returned	1269	1485
Average Length of Return	21.9	20.6
PENALTIES	105	106
Yards Penalized	868	778
FUMBLES	29	31
Own Fumbles Recovered	9	14
Opponents' Fumbles Recovered	17	20
FIELD GOALS	13	27
Field Goals Attempted	21	35
TOTAL POINTS SCORED	411	263
Touchdowns Scored	53	26
Touchdowns Rushing	20	10
Touchdowns Passing	28	11
Touchdown Returns	5	5
Extra Points	52	24
Safeties	1	1
AVG. TIME OF POSSESSION	28:45	31:15

SCORING	TDs	Ru	Pa	Int	Fu	KO	Pu	PAT	FG	S	Pts
Wersching, Ray	0	0	0	0	0	0	0	52/53	13/21	0	91
Craig, Roger	15	9	6	0	0	0	0	0/0	0/0	0	90
Clark, Dwight	10	0	10	0	0	0	0	0/0	0/0	0	60
Tyler, Wendell	8	6	2	0	0	0	0	0/0	0/0	0	48
Rice, Jerry	4	1	3	0	0	0	0	0/0	0/0	0	24
Francis, Russ	3	0	3	0	0	0	0	0/0	0/0	0	18
Montana, Joe	3	3	0	0	0	0	0	0/0	0/0	0	18
Wilson, Mike	2	0	2	0	0	0	0	0/0	0/0	0	12
Frank, John	1	0	1	0	0	0	0	0/0	0/0	0	6
McColl, Milt	1	0	0	0	1	0	0	0/0	0/0	0	6
McIntyre, Guy	1	0	0	0	1	0	0	0/0	0/0	0	6

Rookie Names in Italic

(continued)

SCORING	TDs	Ru	Pa	Int	Fu	KO	Pu	PAT	FG	S	Pts
Monroe, Carl	1	0	0	0	0	1	0	0/0	0/0	0	6
Ring, Bill	1	1	0	0	0	0	0	0/0	0/0	0	6
Solomon, Freddie	1	0	1	0	0	0	0	0/0	0/0	0	6
Turner, Keena	1	0	0	0	1	0	0	0/0	0/0	0	6
Williamson, Carlton	1	0	0	1	0	0	0	0/0	0/0	0	6
Harty, John	0	0	0	0	0	0	0	0/0	0/0	1	2
<b>49ERS</b>	<b>53</b>	<b>20</b>	<b>28</b>	<b>1</b>	<b>3</b>	<b>1</b>	<b>0</b>	<b>52/53</b>	<b>13/21</b>	<b>1</b>	<b>411</b>
<b>OPPONENTS*</b>	<b>26</b>	<b>10</b>	<b>11</b>	<b>1</b>	<b>0</b>	<b>12**</b>	<b>24/26</b>	<b>27/35</b>	<b>1</b>	<b>263</b>	

\*ret. blkd FGA \*\*rcvrd blkd punt (1)

RUSHING	Att	Yds	Avg	LG	TD
Craig, Roger	214	1050	4.9	62t	9
Tyler, Wendell	171	867	5.1	30	6
Montana, Joe	42	153	3.6	16	3
Harmon, Derrick	28	92	3.3	17	0
Rice, Jerry	6	26	4.3	15t	1
Ring, Bill	8	23	2.9	9t	1
Cooper, Earl	2	12	6.0	14	0
Cavanaugh, Matt	4	5	1.3	13	0
Solomon, Freddie	2	4	2.0	6	0
<b>49ERS</b>	<b>477</b>	<b>2232</b>	<b>4.7</b>	<b>62t</b>	<b>20</b>
<b>OPPONENTS</b>	<b>435</b>	<b>1683</b>	<b>3.9</b>	<b>41</b>	<b>10</b>

RECEIVING	No	Yds	Avg	LG	TD
Craig, Roger	92	1016	11.0	73	6
Clark, Dwight	54	705	13.1	49t	10
Rice, Jerry	49	927	18.9	66t	3
Francis, Russ	44	478	10.9	25	3
Solomon, Freddie	25	259	10.4	39	1
Tyler, Wendell	20	154	7.7	16	2
Harmon, Derrick	14	123	8.8	42	0
Wilson, Mike	10	165	16.5	52t	2
Monroe, Carl	10	51	5.1	9	0
Frank, John	7	50	7.1	14	1
Cooper, Earl	4	45	11.3	20	0
Ring, Bill	2	14	7.0	8	0
<b>49ERS</b>	<b>331</b>	<b>3987</b>	<b>12.0</b>	<b>73</b>	<b>28</b>
<b>OPPONENTS</b>	<b>346</b>	<b>3965</b>	<b>11.5</b>	<b>82t</b>	<b>11</b>

INTERCEPTIONS	No	Yds	Avg	LG	TD
Lott, Ronnie	6	68	11.3	25	0
Hicks, Dwight	4	68	17.0	25	0
Williamson, Carlton	3	137	45.7	82	1
Kovach, Jim (N.O./SF)	1	53	53.0	53	0
Shell, Todd	1	33	33.0	33	0
Fuller, Jeff	1	4	4.0	4	0
McLemore, Dana	1	0	0.0	0	0
Walter, Mike	1	0	0.0	0	0
Wright, Eric	1	0	0.0	0	0
<b>49ERS</b>	<b>18</b>	<b>310</b>	<b>17.2</b>	<b>82</b>	<b>1</b>
<b>OPPONENTS</b>	<b>14</b>	<b>80</b>	<b>5.7</b>	<b>41t</b>	<b>1</b>

KICKOFF RETURNS	No	Yds	Avg	LG	TD
Monroe, Carl	28	717	25.6	95t	1
Harmon, Derrick	23	467	20.3	37	0
McLemore, Dana	4	76	19.0	26	0
Rice, Jerry	1	6	6.0	6	0
Lott, Ronnie	1	2	2.0	2	0
Frank, John	1	1	1.0	1	0
<b>49ERS</b>	<b>58</b>	<b>1269</b>	<b>21.9</b>	<b>95t</b>	<b>1</b>
<b>OPPONENTS</b>	<b>72</b>	<b>1485</b>	<b>20.6</b>	<b>86t</b>	<b>1</b>

PUNT RETURNS	No	FC	Yds	Avg	LG	TD
McLemore, Dana	38	14	258	6.8	22	0
<b>49ERS</b>	<b>38</b>	<b>14</b>	<b>258</b>	<b>6.8</b>	<b>22</b>	<b>0</b>
<b>OPPONENTS</b>	<b>33</b>	<b>6</b>	<b>294</b>	<b>8.9</b>	<b>63t</b>	<b>1</b>

PUNTING	No	Yds	Avg	TB	I-20	LG	Blk
Runager, Max	86	3422	39.8	9	30	57	1
<b>49ERS</b>	<b>86</b>	<b>3422</b>	<b>39.3</b>	<b>9</b>	<b>30</b>	<b>57</b>	<b>1</b>
<b>OPPONENTS</b>	<b>92</b>	<b>3644</b>	<b>39.6</b>	<b>7</b>	<b>23</b>	<b>58</b>	<b>0</b>

PASSING	Att	Comp	Pct	Yds	LG	TD	Int	QB
Montana, Joe	494	303	61.3	3653	73	27	13	91.3
Cavanaugh, Matt	54	28	51.9	334	41t	1	1	69.5
Harmon, Derrick	1	0	0.0	0	0	0	0	39.6
Solomon, Freddie	1	0	0.0	0	0	0	0	39.6
<b>49ERS</b>	<b>550</b>	<b>331</b>	<b>60.2</b>	<b>3987</b>	<b>73</b>	<b>28</b>	<b>14</b>	<b>88.8</b>
<b>OPPONENTS</b>	<b>621</b>	<b>346</b>	<b>55.7</b>	<b>3965</b>	<b>82t</b>	<b>11</b>	<b>18</b>	<b>68.9</b>

**1986 (10-5-1/10-6-1)**

**NFC West Champions**

**Bill Walsh, Coach**

W	31	at Tampa Bay (50,780), S-7	7
L	13	at Los Angeles Rams (65,195), S-14	16
W	26	New Orleans (58,297), S-21	17
W	31	at Miami (70,264), S-28	17
W	35	Indianapolis (57,252), O-5	14
L	24	Minnesota (58,637), O-12	(OT) 27
T	10	at Atlanta (55,306), O-19	(OT) 10
W	31	at G.B. in Milwaukee (50,557), O-26	17
L	10	at New Orleans (52,234), N-2	23
W	43	St. Louis (59,172), N-9	17
L	6	at Washington (54,774), MON/N-17	14
W	20	Atlanta (58,747), N-23	0
L	17	New York Giants (59,777), MON/D-1	21
W	24	New York Jets (58,091), D-7	10
W	29	at New England (60,787), D-14	24
W	24	Los Angeles Rams (60,266), FRI/D-19	14
<b>374</b>			<b>247</b>

**NFC PLAYOFF - JAN. 4**

(at Meadowlands, N.J. - Giants Stadium)

L	3	New York Giants (76,034)	49
---	---	--------------------------	----

**TEAM STATISTICS**

<b>TOTAL FIRST DOWNS</b>	<b>49ers</b>	<b>Opp</b>
By Rushing	346	285
By Passing	114	97
By Penalties	213	169
<b>TOTAL YARDS GAINED</b>	<b>6082</b>	<b>4880</b>
By Rushing	1986	1555
By Passing	4096	3325
<b>TOTAL PLAYS FROM SCRIMMAGE</b>	<b>1118</b>	<b>1061</b>
Rushes	510	406
Average Gain Per Rush	3.9	3.8
<b>NET YARDS PASSING</b>	<b>4096</b>	<b>3325</b>
Passes Attempted	582	604
Passes Completed	353	324
Percent Completed	60.7	53.6
Had Intercepted	20	39
Times Sacked	26	51
Lost Attempting to Pass	203	448
<b>PUNTS</b>	<b>85</b>	<b>91</b>
Total Yardage of Punts	3450	3765
Average Length	40.6	41.4
<b>KICKOFF RETURNS</b>	<b>42</b>	<b>71</b>
Total Yards Returned	757	1598
Average Length of Return	18.0	22.5
<b>PENALTIES</b>	<b>95</b>	<b>89</b>
Yards Penalized	691	653
<b>FUMBLES</b>	<b>32</b>	<b>31</b>
Own Fumbles Recovered	23	21
Opponents' Fumbles Recovered	10	9
<b>FIELD GOALS</b>	<b>25</b>	<b>15</b>
Field Goals Attempted	35	25
<b>TOTAL POINTS SCORED</b>	<b>374</b>	<b>235</b>
Touchdowns Scored	43	29
Touchdowns Rushing	16	8
Touchdowns Passing	21	18
Touchdown Returns	6	1
Extra Points	41	28
Safeties	0	0
<b>AVG. TIME OF POSSESSION</b>	<b>30:28</b>	<b>29:32</b>
<b>SCORING</b>	<b>TDs Ru Pa Int Fu KO Pu PAT FG S Pts</b>	
Werschling, Ray	0 0 0 0 0 0 0 0 41/42 25/35 0 116	
Rice, Jerry	16 1 15 0 0 0 0 0/0 0/0 0 96	
Craig, Roger	7 7 0 0 0 0 0 0/0 0/0 0 42	
Cribbs, Joe	5 5 0 0 0 0 0 0/0 0/0 0 30	
Clark, Dwight	2 0 2 0 0 0 0 0/0 0/0 0 12	
Frank, John	2 0 2 0 0 0 0 0/0 0/0 0 12	
Holmoe, Tom	2 0 0 2 0 0 0 0/0 0/0 0 12	
Francis, Russ	1 0 1 0 0 0 0 0/0 0/0 0 6	
Griffin, Don	1 0 0 0 0 0 1 0/0 0/0 0 6	
Harmon, Derrick	1 1 0 0 0 0 0 0/0 0/0 0 6	
Lott, Ronnie	1 0 0 1 0 0 0 0/0 0/0 0 6	
McKyer, Tim	1 0 0 1 0 0 0 0/0 0/0 0 6	
Moroski, Mike	1 1 0 0 0 0 0 0/0 0/0 0 6	
Nixon, Tory	1 0 0 1 0 0 0 0/0 0/0 0 6	

Rookie Names in Italic

(continued)

**SCORING**

Rathman, Tom	1	1	0	0	0	0	0	0/0	0/0	0	6
Wilson, Mike	1	0	1	0	0	0	0	0/0	0/0	0	6
<b>49ERS</b>	<b>43</b>	<b>16</b>	<b>21</b>	<b>5</b>	<b>0</b>	<b>0</b>	<b>1</b>	<b>41/42</b>	<b>25/35</b>	<b>0</b>	<b>374</b>
<b>OPPONENTS*</b>	<b>27</b>	<b>8</b>	<b>18</b>	<b>0</b>	<b>0</b>	<b>1</b>	<b>1**</b>	<b>28/29</b>	<b>15/25</b>	<b>0</b>	<b>235</b>

\*ret. bkld FGA \*\*rcvrd bkld punt

**RUSHING**

	<b>Att</b>	<b>Yds</b>	<b>Avg</b>	<b>LG</b>	<b>TD</b>
Craig, Roger	204	830	4.1	25	7
Cribbs, Joe	152	590	3.9	19	5
Rathman, Tom	33	138	4.2	29t	1
Tyler, Wendell	31	127	4.1	14	0
Harmon, Derrick	27	77	2.9	15	1
Rice, Jerry	10	72	7.2	18	1
Kemp, Jeff	15	49	3.3	12	0
Cherry, Tony	11	42	3.8	10	0
Montana, Joe	17	38	2.2	17	0
Moroski, Mike	6	22	3.7	12	1
Ring, Bill	3	4	1.3	4	0
Frank, John	1	-3	-3.0	-3	0
<b>49ERS</b>	<b>510</b>	<b>1986</b>	<b>3.9</b>	<b>29t</b>	<b>16</b>

**OPPONENTS**

<b>49ERS</b>	<b>406</b>	<b>1555</b>	<b>3.8</b>	<b>36</b>	<b>8</b>
--------------	------------	-------------	------------	-----------	----------

**RECEIVING**

	<b>No</b>	<b>Yds</b>	<b>Avg</b>	<b>LG</b>	<b>TD</b>
Rice, Jerry	86	1570	18.3	66t	15
Craig, Roger	81	624	7.7	48	0
Clark, Dwight	61	794	13.0	45t	2
Francis, Russ	41	505	12.3	52	1
Cribbs, Joe	35	346	9.9	33	0
Rathman, Tom	13	121	9.3	14	0
Wilson, Mike	9	104	11.6	18	1
Frank, John	9	61	6.8	17	2
Harmon, Derrick	8	78	9.8	15	0
Crawford, Derrick	5	70	14.0	42	0
Margerum, Ken	2	12	6.0	6	0
Monroe, Carl	2	6	3.0	5	0
Ring, Bill	1	8	8.0	8	0
<b>49ERS</b>	<b>353</b>	<b>4299</b>	<b>12.2</b>	<b>66t</b>	<b>21</b>

**OPPONENTS**

<b>49ERS</b>	<b>324</b>	<b>3773</b>	<b>11.7</b>	<b>84t</b>	<b>18</b>
--------------	------------	-------------	-------------	------------	-----------

**INTERCEPTIONS**

	<b>No</b>	<b>Yds</b>	<b>Avg</b>	<b>LG</b>	<b>TD</b>
Lott, Ronnie	10	134	13.4	57t	1
McKyer, Tim	6	33	5.5	21t	1
Fahnhorst, Jim	4	52	13.0	46	0
Fuller, Jeff	4	44	11.0	26	0
Holmoe, Tom	3	149	49.7	78t	2
Williamson, Carlton	3	3	1.0	2	0
Griffin, Don	3	0	0.0	0	0
Nixon, Tory	2	106	53.0	88t	1
Tuiasosopo, Manu	1	22	22.0	22	0
Cousineau, Tom	1	18	18.0	18	0
Turner, Keena	1	9	9.0	9	0
Haley, Charles	1	8	8.0	8	0

**49ERS**

<b>49ERS</b>	<b>39</b>	<b>578</b>	<b>14.8</b>	<b>88t</b>	<b>5</b>
--------------	-----------	------------	-------------	------------	----------

**OPPONENTS**

<b>49ERS</b>	<b>20</b>	<b>205</b>	<b>10.3</b>	<b>57</b>	<b>0</b>
--------------	-----------	------------	-------------	-----------	----------

**KICKOFF RETURNS**

	<b>No</b>	<b>Yds</b>	<b>Avg</b>	<b>LG</b>	<b>TD</b>
Crawford, Derrick	15	280	18.7	34	0
Monroe, Carl	8	139	17.4	25	0
Griffin, Don	5	97	19.4	28	0
Harmon, Derrick	4	82	20.5	28	0
Rathman, Tom	3	66	22.0	22	0
Cherry, Tony	2	29	14.5	17	0
Frank, John	2	24	12.0	16	0
McKyer, Tim	1	15	15.0	15	0
Ring, Bill	1	15	15.0	15	0
Wilson, Mike	1	10	10.0	10	0
<b>49ERS</b>	<b>42</b>	<b>757</b>	<b>18.0</b>	<b>34</b>	<b>0</b>
<b>OPPONENTS</b>	<b>71</b>	<b>1598</b>	<b>22.5</b>	<b>10t</b>	<b>1</b>

**PUNT RETURNS**

	<b>No</b>	<b>FC</b>	<b>Yds</b>	<b>Avg</b>	<b>LG</b>	<b>TD</b>		
Griffin, Don	38	18	377	9.9	76t	1		
Crawford, Derrick	4	0	15	3.8	9	0		
McKyer, Tim	1	1	5	5.0	5	0		
<b>49ERS</b>	<b>43</b>	<b>19</b>	<b>397</b>	<b>9.2</b>	<b>76t</b>	<b>1</b>		
<b>OPPONENTS</b>	<b>49</b>	<b>12</b>	<b>373</b>	<b>7.6</b>	<b>39</b>	<b>1</b>		
<b>PUNTING</b>	<b>No</b>	<b>Yds</b>	<b>Avg</b>	<b>TB</b>	<b>I-20</b>	<b>LG</b>	<b>Bk</b>	
Runager, Max	83	3450	41.6	8	23	62	2	
<b>49ERS</b>	<b>85</b>	<b>3450</b>	<b>40.6</b>	<b>8</b>	<b>23</b>	<b>62</b>	<b>2</b>	
<b>OPPONENTS</b>	<b>91</b>	<b>3765</b>	<b>41.4</b>	<b>9</b>	<b>20</b>	<b>73</b>	<b>0</b>	
<b>PASSING</b>	<b>Att</b>	<b>Comp</b>	<b>Pct</b>	<b>Yds</b>	<b>LG</b>	<b>TD</b>	<b>Int</b>	<b>QB</b>
Montana, Joe	307	191	62.2	2236	48	8	9	80.7
Kemp, Jeff	200	119	59.5	1554	66t	11	8	85.7
Moroski, Mike	73	42	57.5	493	52t	2	3	70.2
Rice, Jerry	2	1	50.0	16	16t	0	0	77.1
<b>49ERS</b>	<b>582</b>	<b>353</b>	<b>60.7</b>	<b>4299</b>	<b>66t</b>	<b>21</b>	<b>20</b>	<b>81.1</b>
<b>OPPONENTS</b>	<b>604</b>	<b>324</b>	<b>53.6</b>	<b>3773</b>	<b>84t</b>	<b>18</b>	<b>39</b>	<b>55.8</b>

1987 (13-2/13-3)

NFC West Champions  
Bill Walsh, Coach

L	17	at Pittsburgh (55,735), S-13	30
W	27	at Cincinnati (53,498), S-20 *Philadelphia, S-27	26
W	41	at New York Giants (16,471), MON/O-5	21
W	25	at Atlanta (8,684), O-11	17
W	34	St. Louis (38,094), O-18	28
W	24	at New Orleans (60,497), O-25	22
W	31	at Los Angeles Rams (55,328), N-1	10
W	27	Houston (59,740), N-8	20
L	24	New Orleans (60,436), N-15	26
W	24	at Tampa Bay (63,211), N-22	10
W	38	Cleveland (60,243), SUN/N-29	24
W	23	at Green Bay (51,118), D-6	12
W	41	Chicago (63,509), MON/D-14	0
W	35	Atlanta (54,698), D-20	7
W	48	Los Angeles Rams (57,953), SUN/D-27	0
<b>459</b>			<b>253</b>

NFC PLAYOFF -JAN. 9

(at San Francisco - Candlestick Park)

L	24	Minnesota (62,547)-SAT	36
---	----	------------------------	----

\* Game canceled due to NFL players' strike.

TEAM STATISTICS		49ers		Opp								
TOTAL FIRST DOWNS		357	250									
By Rushing		134	95									
By Passing		202	132									
By Penalties		21	23									
TOTAL YARDS GAINED		5987	4095									
By Rushing		2237	1611									
By Passing		3750	2484									
TOTAL PLAYS FROM SCRIMMAGE		1054	933									
Rushes		524	429									
Average Gain Per Rush		4.3	3.8									
NET YARDS PASSING		3750	2484									
Passes Attempted		501	467									
Passes Completed		322	224									
Percent Completed		64.3	48.0									
Had Intercepted		14	25									
Times Sacked		29	37									
Lost Attempting to Pass		205	287									
PUNTS		68	72									
Total Yardage of Punts		2541	2850									
Average Length		37.4	39.6									
KICKOFF RETURNS		55	76									
Total Yards Returned		1144	1598									
Average Length of Return		20.8	21.0									
PENALTIES		88	80									
Yards Penalized		792	660									
FUMBLES		25	30									
Own Fumbles Recovered		13	17									
Opponents' Fumbles Recovered		13	12									
FIELD GOALS		16	24									
Field Goals Attempted		23	35									
TOTAL POINTS SCORED		459	253									
Touchdowns Scored		59	26									
Touchdowns Rushing		11	8									
Touchdowns Passing		44	13									
Touchdown Returns		4	5									
Extra Points		55	25									
Safetyes		1	0									
AVG. TIME OF POSSESSION		31:43	28:17									
SCORING		Tds	Ru	Pa	Int	Fu	KO	Pu	PAT	FG	S	Pts
Rice, Jerry		23	1	22	0	0	0	0	0/0	0/0	0	138
Werschling, Ray		0	0	0	0	0	0	0	44/46	13/17	0	83
Clark, Dwight		5	0	5	0	0	0	0	0/0	0/0	0	30
Wilson, Mike		5	0	5	0	0	0	0	0/0	0/0	0	30
Craig, Roger		4	3	1	0	0	0	0	0/0	0/0	0	24
Rathman, Tom		4	1	3	0	0	0	0	0/0	0/0	0	24
Brockhaus, Jeff		0	0	0	0	0	0	0	11/13	3/6	0	20
Frank, John		3	0	3	0	0	0	0	0/0	0/0	0	18
Heller, Ron		3	0	3	0	0	0	0	0/0	0/0	0	18
Cribbs, Joe		2	1	0	0	0	0	1	0/0	0/0	0	12
Cherry, Tony		1	1	0	0	0	0	0	0/0	0/0	0	6
Greer, Terry		1	0	1	0	0	0	0	0/0	0/0	0	6
McLemore, Dana		1	0	0	0	0	0	1	0/0	0/0	0	6
Monroe, Carl		1	0	1	0	0	0	0	0/0	0/0	0	6
Montana, Joe		1	1	0	0	0	0	0	0/0	0/0	0	6
Rodgers, Del		1	1	0	0	0	0	0	0/0	0/0	0	6
Stevens, Mark		1	1	0	0	0	0	0	0/0	0/0	0	6
Taylor, John		1	0	0	0	1	0	0	0/0	0/0	0	6
Wells, Mike		1	0	0	0	0	0	1*	0/0	0/0	0	6
Young, Steve		1	1	0	0	0	0	0	0/0	0/0	0	6
Fuller, Jeff		0	0	0	0	0	0	0	0/0	0/0	1	2
<b>49ERS</b>		<b>59</b>	<b>11</b>	<b>44</b>	<b>0</b>	<b>1</b>	<b>2</b>	<b>55/59</b>	<b>16/23</b>	<b>1</b>	<b>459</b>	
<b>OPPONENTS#</b>		<b>26</b>	<b>8</b>	<b>13</b>	<b>0</b>	<b>3</b>	<b>0</b>	<b>1*</b>	<b>25/26</b>	<b>24/35</b>	<b>0</b>	<b>253</b>

\*ret blk/punt \*\*ret blk/d FGA #rcvrd blk/punt

Rookie Names in Italic

RUSHING		Att	Yds	Avg	LG	TD			
Craig, Roger		215	815	3.8	25	3			
Cribbs, Joe		70	300	4.3	20	1			
Rathman, Tom		62	257	4.2	35	1			
Young, Steve		26	190	7.3	29t	1			
Montana, Joe		35	141	4.0	20	1			
Sydney, Harry		29	125	4.3	15	0			
Varajon, Mike		18	82	4.6	11	0			
Cherry, Tony		13	65	5.0	16	1			
Rice, Jerry		8	51	6.4	17	1			
Hardy, Andre		7	48	6.9	14	0			
Rodgers, Del		11	46	4.2	15	1			
Stevens, Mark		10	45	4.5	16	1			
DuBose, Doug		10	33	3.3	11	0			
Monroe, Carl		2	26	13.0	17	0			
Flagler, Terrence		6	11	1.8	5	0			
Frank, John		1	2	2.0	2	0			
Blount, Ed		1	0	0.0	0	0			
<b>49ERS</b>		<b>524</b>	<b>2237</b>	<b>4.3</b>	<b>35</b>	<b>11</b>			
<b>OPPONENTS</b>		<b>429</b>	<b>1611</b>	<b>3.8</b>	<b>57</b>	<b>8</b>			
RECEIVING		No	Yds	Avg	LG	TD			
Craig, Roger		66	492	7.5	35t	1			
Rice, Jerry		65	1078	16.6	57t	22			
Rathman, Tom		30	329	11.0	29	3			
Wilson, Mike		29	450	15.5	46t	5			
Frank, John		26	296	11.4	27	3			
Clark, Dwight		24	290	12.1	40t	5			
Francis, Russ		22	202	9.2	19	0			
Heller, Ron		12	165	13.8	39t	3			
Taylor, John		9	151	16.8	34	0			
Cribbs, Joe		9	70	7.8	16	0			
Greer, Terry		6	111	18.5	50	1			
Gladney, Tony		4	60	15.0	19	0			
DuBose, Doug		4	37	9.3	14	0			
Monroe, Carl		3	66	22.0	39t	1			
Varajon, Mike		3	25	8.3	12	0			
Rodgers, Del		2	45	22.5	24	0			
Jones, Brent		2	35	17.5	22	0			
Flagler, Terrence		2	28	14.0	24	0			
Dressel, Chris		1	8	8.0	8	0			
Hardy, Andre		1	7	7.0	7	0			
Margerum, Ken		1	7	7.0	7	0			
Sydney, Harry		1	3	3.0	3	0			
<b>49ERS</b>		<b>322</b>	<b>3955</b>	<b>12.3</b>	<b>57t</b>	<b>44</b>			
<b>OPPONENTS</b>		<b>224</b>	<b>2771</b>	<b>12.4</b>	<b>63t</b>	<b>13</b>			
INTERCEPTIONS		No	Yds	Avg	LG	TD			
Lott, Ronnie		5	62	12.4	34	0			
Griffin, Don		5	1	0.2	1	0			
McLemore, Dana		2	35	17.5	25	0			
McKyer, Tim		2	0	0.0	0	0			
Courtney, Matt		1	30	30.0	30	0			
Williamson, Carlton		1	17	17.0	17	0			
Walter, Mike		1	16	16.0	16	0			
Turner, Keena		1	15	15.0	15	0			
Martin, Derrick		1	12	12.0	12	0			
Cousineau, Tom		1	11	11.0	11	0			
Nixon, Tory		1	5	5.0	5	0			
Shell, Todd		1	1	1.0	1	0			
Fahnhorst, Jim		1	0	0.0	0	0			
Holmoe, Tom		1	0	0.0	0	0			
McColl, Milt		1	0	0.0	0	0			
<b>49ERS</b>		<b>25</b>	<b>205</b>	<b>8.2</b>	<b>34</b>	<b>0</b>			
<b>OPPONENTS</b>		<b>14</b>	<b>258</b>	<b>18.4</b>	<b>38</b>	<b>0</b>			
KICKOFF RETURNS		No	Yds	Avg	LG	TD			
Rodgers, Del		17	358	21.1	50	0			
Cribbs, Joe		13	327	25.2	92t	1			
Sydney, Harry		12	243	20.3	30	0			
Monroe, Carl		5	91	18.2	24	0			
Flagler, Terrence		3	31	10.3	16	0			
Rathman, Tom		2	37	18.5	21	0			
McLemore, Dana		1	23	23.0	23	0			
Henley, Thomas		1	21	21.0	21	0			
Varajon, Mike		1	13	13.0	13	0			
<b>49ERS</b>		<b>55</b>	<b>1144</b>	<b>20.8</b>	<b>92t</b>	<b>1</b>			
<b>OPPONENTS</b>		<b>76</b>	<b>1598</b>	<b>21.0</b>	<b>97t</b>	<b>1</b>			
PUNT RETURNS		No	FC	Yds	Avg	LG	TD		
McLemore, Dana		21	7	265	12.6	83t	1		
Griffin, Don		9	2	79	8.8	29	0		
Martin, Derrick		2	0	12	6.0	9	0		
Pollard, Darryl		1	0	0	0.0	0	0		
Taylor, John		1	0	9	9.0	9	0		
<b>49ERS</b>		<b>34</b>	<b>9</b>	<b>365</b>	<b>10.7</b>	<b>83t</b>	<b>1</b>		
<b>OPPONENTS</b>		<b>29</b>	<b>10</b>	<b>195</b>	<b>6.7</b>	<b>26</b>	<b>1</b>		
PUNTING		No	Yds	Avg	TB	I-20	LG	Blk	
Runager, Max		55	2157	39.2	7	13	56	1	
Asmus, Jim		12	384	32.0	1	3	51	0	
<b>49ERS</b>		<b>67</b>	<b>2541</b>	<b>37.4</b>	<b>8</b>	<b>16</b>	<b>56</b>	<b>1</b>	
<b>OPPONENTS</b>		<b>72</b>	<b>2850</b>	<b>39.6</b>	<b>6</b>	<b>13</b>	<b>68</b>	<b>1</b>	
PASSING		Att	Comp	Pct	Yds	LG	TD	Int	QB
Montana, Joe		398	266	66.8	3054	57t	31	13	102.1
Young, Steve		69	37	53.6	570	50t	10	0	120.8
Gagliano, Bob		29	16	55.2	229	50	1	1	78.1
Stevens, Mark		4	2	50.0	52	39t	1	0	135.4
Sydney, Harry		1	1	100.0	50	50t	1	0	158.3
<b>49ERS</b>		<b>501</b>	<b>322</b>	<b>64.3</b>	<b>3955</b>	<b>57t</b>	<b>44</b>	<b>14</b>	<b>106.2</b>
<b>OPPONENTS</b>		<b>467</b>	<b>224</b>	<b>48.0</b>	<b>2771</b>	<b>63t</b>	<b>13</b>	<b>25</b>	<b>53.8</b>

**1988 (10-6/13-6)**  
**NFC West Champions – World Champions**  
**Bill Walsh, Coach**

W	34	at New Orleans (66,357), S-4	33
W	20	at New York Giants (75,948), S-11	17
L	17	Atlanta (60,168), S-18	34
W	38	at Seattle (62,382), S-25	7
W	20	Detroit (58,285), O-2	13
L	13	Denver (61,711), O-9	(OT) 16
W	24	at L.A. Rams (65,450), O-16	21
L	9	at Chicago (65,293), <b>MON</b> /O-24	10
W	24	Minnesota (60,738), O-30	21
L	23	at Phoenix (64,544), N-6	24
L	3	L.A. Raiders (54,448), N-13	9
W	37	Washington (59,268), <b>MON</b> /N-21	21
W	48	at San Diego (51,484), N-27	10
W	13	at Atlanta (44,048), D-4	3
W	30	New Orleans (62,977), D-11	17
L	16	L.A. Rams (62,444), <b>SUN</b> /D-18	38
<b>369</b>			<b>294</b>

**NFC PLAYOFF - JAN. 1**

(at San Francisco – Candlestick Park)

W	34	Minnesota (61,848)	9
---	----	--------------------	---

**NFC CHAMPIONSHIP - JAN. 8**

(at Chicago – Soldier Field)

W	28	at Chicago (66,946)	3
---	----	---------------------	---

**SUPER BOWL XXIII - JAN. 22**

(at Miami – Joe Robbie Stadium)

W	20	Cincinnati (75,129)	16
---	----	---------------------	----

**TEAM STATISTICS**

	<b>49ers</b>	<b>Opp</b>
TOTAL FIRST DOWNS	326	277
By Rushing	141	90
By Passing	167	160
By Penalties	18	27
TOTAL YARDS GAINED	5900	4575
By Rushing	2523	1588
By Passing	3377	2987
TOTAL PLAYS FROM SCRIMMAGE	1076	1013
Rushes	527	441
Average Gain Per Rush	4.8	3.6
NET YARDS PASSING	3377	2987
Passes Attempted	502	530
Passes Completed	293	292
Percent Completed	58.4	55.1
Had Intercepted	14	22
Times Sacked	47	42
Lost Attempting to Pass	298	297
PUNTS	80	86
Total Yardage of Punts	3093	3522
Average Length	38.7	41.0
KICKOFF RETURNS	55	73
Total Yards Returned	978	1362
Average Length of Return	17.8	18.7
PENALTIES	115	76
Yards Penalized	986	603
FUMBLES	27	30
Own Fumbles Recovered	15	16
Opponents' Fumbles Recovered	14	12
FIELD GOALS	27	18
Field Goals Attempted	38	24
TOTAL POINTS SCORED	369	294
Touchdowns Scored	41	34
Touchdowns Rushing	18	8
Touchdowns Passing	21	25
Touchdown Returns	2	1
Extra Points	40	34
Safeties	1	1
AVG. TIME OF POSSESSION	30:31	29:29

<b>SCORING</b>	<b>TDs</b>	<b>Ru</b>	<b>Pa</b>	<b>Int</b>	<b>Fu</b>	<b>KO</b>	<b>Pu</b>	<b>PAT</b>	<b>FG</b>	<b>S</b>	<b>Pts</b>
Cofer, Mike	0	0	0	0	0	0	0	40/41	27/38	0	121
Craig, Roger	10	9	1	0	0	0	0	0/0	0/0	0	60
Rice, Jerry	10	1	9	0	0	0	0	0/0	0/0	0	60
Taylor, John	4	0	2	0	0	0	2	0/0	0/0	0	24
Frank, John	3	0	3	0	0	0	0	0/0	0/0	0	18
Montana, Joe	3	3	0	0	0	0	0	0/0	0/0	0	18

*Rookie Names in Italic*

(continued)

<b>SCORING</b>	<b>TDs</b>	<b>Ru</b>	<b>Pa</b>	<b>Int</b>	<b>Fu</b>	<b>KO</b>	<b>Pu</b>	<b>PAT</b>	<b>FG</b>	<b>S</b>	<b>Pts</b>
Wilson, Mike	3	0	3	0	0	0	0	0/0	0/0	0	18
DuBose, Doug	2	2	0	0	0	0	0	0/0	0/0	0	12
Jones, Brent	2	0	2	0	0	0	0	0/0	0/0	0	12
Rathman, Tom	2	2	0	0	0	0	0	0/0	0/0	0	12
McIntyre, Guy	1	0	1	0	0	0	0	0/0	0/0	0	6
Young, Steve	1	1	0	0	0	0	0	0/0	0/0	0	6
Haley, Charles	0	0	0	0	0	0	0	0/0	0/0	1	2
<b>49ERS</b>	<b>41</b>	<b>18</b>	<b>21</b>	<b>0</b>	<b>0</b>	<b>0</b>	<b>2</b>	<b>40/41</b>	<b>27/38</b>	<b>1</b>	<b>369</b>
<b>OPPONENTS</b>	<b>34</b>	<b>8</b>	<b>25</b>	<b>1</b>	<b>0</b>	<b>0</b>	<b>0</b>	<b>34/34</b>	<b>18/24</b>	<b>1</b>	<b>294</b>
<b>RUSHING</b>	<b>Att</b>	<b>Yds</b>	<b>Avg</b>	<b>LG</b>	<b>TD</b>						
Craig, Roger	310	1502	4.8	46t	9						
Rathman, Tom	102	427	4.2	26	2						
Young, Steve	27	184	6.8	49t	1						
Montana, Joe	38	132	3.5	15	3						
DuBose, Doug	24	116	4.8	37t	2						
Rice, Jerry	13	107	8.2	29	1						
Sydney, Harry	9	50	5.6	13	0						
Flagler, Terrence	3	5	1.7	4	0						
Helton, Barry	1	0	0.0	0	0						
<b>49ERS</b>	<b>527</b>	<b>2523</b>	<b>4.8</b>	<b>49t</b>	<b>18</b>						
<b>OPPONENTS</b>	<b>441</b>	<b>1588</b>	<b>3.6</b>	<b>36t</b>	<b>8</b>						
<b>RECEIVING</b>	<b>No</b>	<b>Yds</b>	<b>Avg</b>	<b>LG</b>	<b>TD</b>						
Craig, Roger	76	534	7.0	22	1						
Rice, Jerry	64	1306	20.4	96t	9						
Rathman, Tom	42	382	9.1	24	0						
Wilson, Mike	33	405	12.3	31	3						
Frank, John	16	195	12.2	38	3						
Taylor, John	14	325	23.2	73t	2						
Heller, Ron	14	140	10.0	22	0						
Greer, Terry	8	120	15.0	31	0						
Jones, Brent	8	57	7.1	18t	2						
DuBose, Doug	6	57	9.5	13	0						
Flagler, Terrence	4	72	18.0	57	0						
Chandler, Wes	4	33	8.3	9	0						
Sydney, Harry	2	18	9.0	9	0						
McIntyre, Guy	1	17	17.0	17t	1						
Nicholas, Calvin	1	14	14.0	14	0						
<b>49ERS</b>	<b>293</b>	<b>3675</b>	<b>12.5</b>	<b>96t</b>	<b>21</b>						
<b>OPPONENTS</b>	<b>292</b>	<b>3284</b>	<b>11.3</b>	<b>67t</b>	<b>25</b>						
<b>INTERCEPTIONS</b>	<b>No</b>	<b>Yds</b>	<b>Avg</b>	<b>LG</b>	<b>TD</b>						
McKyer, Tim	7	11	1.6	7	0						
Lott, Ronnie	5	59	11.8	44	0						
Fuller, Jeff	4	18	4.5	10	0						
Holmoe, Tom	2	0	0.0	0	0						
Wright, Eric	2	-2	-1.0	0	0						
Turner, Keena	1	2	2.0	2	0						
Carter, Michael	1	0	0.0	0	0						
<b>49ERS</b>	<b>22</b>	<b>88</b>	<b>4.0</b>	<b>44</b>	<b>0</b>						
<b>OPPONENTS</b>	<b>14</b>	<b>185</b>	<b>13.2</b>	<b>47t</b>	<b>1</b>						
<b>KICKOFF RETURNS</b>	<b>No</b>	<b>Yds</b>	<b>Avg</b>	<b>LG</b>	<b>TD</b>						
DuBose, Doug	32	608	19.0	44	0						
Taylor, John	12	225	18.8	29	0						
Rodgers, Del	6	98	16.3	24	0						
Craig, Roger	2	32	16.0	17	0						
Sydney, Harry	1	8	8.0	8	0						
Thomas, Chuck	1	5	5.0	5	0						
Wilson, Mike	1	2	2.0	2	0						
<b>49ERS</b>	<b>55</b>	<b>978</b>	<b>17.8</b>	<b>44</b>	<b>0</b>						
<b>OPPONENTS</b>	<b>73</b>	<b>1362</b>	<b>18.7</b>	<b>40</b>	<b>1</b>						
<b>PUNT RETURNS</b>	<b>No</b>	<b>FC</b>	<b>Yds</b>	<b>Avg</b>	<b>LG</b>	<b>TD</b>					
Taylor, John	44	7	556	12.6	95t	2					
Chandler, Wes	6	5	28	4.7	13	0					
Griffin, Don	4	3	28	7.0	10	0					
<b>49ERS</b>	<b>54</b>	<b>15</b>	<b>612</b>	<b>11.3</b>	<b>95t</b>	<b>2</b>					
<b>OPPONENTS</b>	<b>47</b>	<b>10</b>	<b>426</b>	<b>9.1</b>	<b>41</b>	<b>0</b>					
<b>PUNTING</b>	<b>No</b>	<b>Yds</b>	<b>Avg</b>	<b>TB</b>	<b>I-20</b>	<b>LG</b>	<b>Blk</b>				
Helton, Barry	78	3069	39.3	5	22	53	1				
Runager, Max	1	24	24.0	0	0	24	0				
<b>49ERS</b>	<b>79</b>	<b>3093</b>	<b>39.2</b>	<b>5</b>	<b>22</b>	<b>53</b>	<b>1</b>				
<b>OPPONENTS</b>	<b>86</b>	<b>3522</b>	<b>41.0</b>	<b>5</b>	<b>21</b>	<b>57</b>	<b>0</b>				
<b>PASSING</b>	<b>Att</b>	<b>Comp</b>	<b>Pct</b>	<b>Yds</b>	<b>LG</b>	<b>TD</b>	<b>Int</b>	<b>Sf</b>	<b>QB</b>		
Montana, Joe	397	238	60.0	2981	96t	18	10	10	87.9		
Young, Steve	101	54	53.5	680	73t	3	3	3	72.2		
Rice, Jerry	3	1	33.3	14	14	0	1	1	9.7		
Sydney, Harry	1	0	0.0	0	0	0	0	0	39.6		
<b>49ERS</b>	<b>502</b>	<b>293</b>	<b>58.4</b>	<b>3675</b>	<b>96t</b>	<b>21</b>	<b>14</b>	<b>14</b>	<b>83.5</b>		
<b>OPPONENTS</b>	<b>530</b>	<b>292</b>	<b>55.1</b>	<b>3284</b>	<b>67t</b>	<b>25</b>	<b>22</b>	<b>22</b>	<b>72.2</b>		

**1989 (14-2/17-2)**  
**NFC West Champions – World Champions**  
**George Seifert, Coach**

W	30	at Indianapolis (60,111), S–10	24
W	20	at Tampa Bay (64,087), S–17	16
W	38	at Philadelphia (66,042), S–24	28
L	12	Los Angeles Rams (64,250), O–1	13
W	24	at New Orleans (60,488), O–8	20
W	31	at Dallas (61,077), O–15	14
W	37	New England (70,000), O–22+	20
W	23	at New York Jets (62,805), O–29	10
W	31	New Orleans (60,667), <b>MON/N</b> –6	13
W	45	Atlanta (59,914), N–12	3
L	17	Green Bay (62,219), N–19	21
W	34	New York Giants (63,461), <b>MON/N</b> –27	24
W	23	at Atlanta (43,128), D–3	10
W	30	at Los Angeles Rams (67,959), <b>MON/D</b> –11	27
W	21	Buffalo (60,927), D–17	10
W	26	Chicago (60,207), D–24	0
<b>442</b>			<b>253</b>
<b>NFC PLAYOFF - JAN. 6</b>			
(at San Francisco – Candlestick Park)			
W	41	Minnesota (64,585)– <b>SAT</b>	13
<b>NFC CHAMPIONSHIP - JAN. 14</b>			
(at San Francisco – Candlestick Park)			
W	30	Los Angeles Rams (64,769)	3
<b>SUPER BOWL XXIV - JAN. 28</b>			
(at New Orleans – Louisiana Superdome)			
W	55	Denver (72,919)	10
+ Game played at Stanford Stadium due to Bay Area earthquake – October 17, 1989			

TEAM STATISTICS		49ers	Opp
TOTAL FIRST DOWNS		350	283
By Rushing		124	76
By Passing		209	178
By Penalties		17	29
TOTAL YARDS GAINED		6268	4618
By Rushing		1966	1383
By Passing		4302	3235
TOTAL PLAYS FROM SCRIMMAGE		1021	979
Rushes		493	372
Average Gain Per Rush		4.0	3.7
NET YARDS PASSING		4302	3235
Passes Attempted		483	564
Passes Completed		339	316
Percent Completed		70.2	56.0
Had Intercepted		11	21
Times Sacked		45	43
Lost Attempting to Pass		282	333
PUNTS		55	74
Total Yardage of Punts		2226	2875
Average Length		40.5	38.9
KICKOFF RETURNS		51	76
Total Yards Returned		954	1435
Average Length of Return		18.7	18.9
PENALTIES		109	75
Yards Penalized		922	581
FUMBLES		32	34
Own Fumbles Recovered		18	18
Opponents' Fumbles Recovered		16	14
FIELD GOALS		29	23
Field Goals Attempted		36	31
TOTAL POINTS SCORED		442	253
Touchdowns Scored		51	26
Touchdowns Rushing		14	9
Touchdowns Passing		35	15
Touchdown Returns		2	2
Extra Points		49	26
Safeties		0	1
AVG. TIME OF POSSESSION		31:45	28:15

SCORING	TDs	Ru	Pa	Int	Fu	KO	Pu	PAT	FG	S	Pts
Cofer, Mike	0	0	0	0	0	0	0	49/51	29/36	0	136
Rice, Jerry	17	0	17	0	0	0	0	0/0	0/0	0	102
Taylor, John	10	0	10	0	0	0	0	0/0	0/0	0	60
Craig, Roger	7	6	1	0	0	0	0	0/0	0/0	0	42
Jones, Brent	4	0	4	0	0	0	0	0/0	0/0	0	24
Montana, Joe	3	3	0	0	0	0	0	0/0	0/0	0	18
Rathman, Tom	2	1	1	0	0	0	0	0/0	0/0	0	12

(continued)

SCORING	TDs	Ru	Pa	Int	Fu	KO	Pu	PAT	FG	S	Pts
Young, Steve	2	2	0	0	0	0	0	0/0	0/0	0	12
Flagler, Terrence	1	1	0	0	0	0	0	0/0	0/0	0	6
Haley, Charles	1	0	0	0	1	0	0	0/0	0/0	0	6
Henderson, Keith	1	1	0	0	0	0	0	0/0	0/0	0	6
Jackson, Johnny*	1	0	0	0	0	0	0	0/0	0/0	0	6
Walls, Wesley	1	0	1	0	0	0	0	0/0	0/0	0	6
Wilson, Mike	1	0	1	0	0	0	0	0/0	0/0	0	6
<b>49ERS</b>	<b>51</b>	<b>14</b>	<b>35</b>	<b>0</b>	<b>1</b>	<b>0</b>	<b>0</b>	<b>49/51</b>	<b>29/36</b>	<b>0</b>	<b>442</b>
<b>OPPONENTS</b>	<b>26</b>	<b>9</b>	<b>15</b>	<b>0</b>	<b>1</b>	<b>0</b>	<b>1**</b>	<b>26/26</b>	<b>23/31</b>	<b>1</b>	<b>253</b>
*ret blkd FGA **rcvrd blkd punt											

RUSHING	Att	Yds	Avg	LG	TD
Craig, Roger	271	1054	3.9	27	6
Rathman, Tom	79	305	3.9	13	1
Montana, Joe	49	227	4.6	19	3
Flagler, Terrence	33	129	3.9	29t	1
Young, Steve	38	126	3.3	22	2
Sydney, Harry	9	56	6.2	18	0
Rice, Jerry	5	33	6.6	17	0
Henderson, Keith	7	30	4.3	11t	1
Taylor, John	1	6	6.0	6	0
Helton, Barry	1	0	0.0	0	0
<b>49ERS</b>	<b>493</b>	<b>1966</b>	<b>4.0</b>	<b>29t</b>	<b>14</b>
<b>OPPONENTS</b>	<b>372</b>	<b>1383</b>	<b>3.7</b>	<b>23</b>	<b>9</b>

RECEIVING	No	Yds	Avg	LG	TD
Rice, Jerry	82	1483	18.1	68t	17
Rathman, Tom	73	616	8.4	36	1
Taylor, John	60	1077	18.0	95t	10
Craig, Roger	49	473	9.7	44	1
Jones, Brent	40	500	12.5	36t	4
Wilson, Mike	9	103	11.4	19	1
Sydney, Harry	9	71	7.9	13	0
Flagler, Terrence	6	51	8.5	30	0
Walls, Wesley	4	16	4.0	9	1
Henderson, Keith	3	130	43.3	78	0
Williams, Jamie	3	38	12.7	17	0
Greer, Terry	1	26	26.0	26	0
<b>49ERS</b>	<b>339</b>	<b>4584</b>	<b>13.5</b>	<b>95t</b>	<b>35</b>
<b>OPPONENTS</b>	<b>316</b>	<b>3568</b>	<b>11.3</b>	<b>65t</b>	<b>15</b>

INTERCEPTIONS	No	Yds	Avg	LG	TD
Lott, Ronnie	5	34	6.8	28	0
Brooks, Chet	3	31	10.3	19	0
Wright, Eric	2	37	18.5	23	0
Jackson, Johnny	2	35	17.5	19	0
Griffin, Don	2	6	3.0	3	0
Turner, Keena	1	42	42.0	42	0
Holmoe, Tom	1	23	23.0	23	0
McKyer, Tim	1	18	18.0	18	0
Romanowski, Bill	1	13	13.0	13	0
Pollard, Darryl	1	12	12.0	12	0
Millen, Matt	1	10	10.0	10	0
DeLong, Keith	1	1	1.0	1	0
<b>49ERS</b>	<b>21</b>	<b>262</b>	<b>12.5</b>	<b>42</b>	<b>0</b>
<b>OPPONENTS</b>	<b>11</b>	<b>140</b>	<b>12.7</b>	<b>35</b>	<b>0</b>

KICKOFF RETURNS	No	Yds	Avg	LG	TD
Flagler, Terrence	32	643	20.1	41	0
Tillman, Spencer	10	206	20.6	60	0
Sydney, Harry	3	16	5.3	16	0
Taylor, John	2	51	25.5	27	0
Henderson, Keith	2	21	10.5	13	0
Greer, Terry	1	17	17.0	17	0
Jackson, Johnny	1	0	0.0	0	0
<b>49ERS</b>	<b>51</b>	<b>954</b>	<b>18.7</b>	<b>60</b>	<b>0</b>
<b>OPPONENTS</b>	<b>76</b>	<b>1435</b>	<b>18.9</b>	<b>37</b>	<b>0</b>

PUNT RETURNS	No	FC	Yds	Avg	LG	TD
Taylor, John	36	20	417	11.6	37	0
Greer, Terry	1	0	3	3.0	3	0
Griffin, Don	1	0	9	9.0	9	0
Romanowski, Bill	1	0	0	0.0	0	0
<b>49ERS</b>	<b>39</b>	<b>20</b>	<b>429</b>	<b>11.0</b>	<b>37</b>	<b>0</b>
<b>OPPONENTS</b>	<b>35</b>	<b>4</b>	<b>361</b>	<b>10.3</b>	<b>22</b>	<b>0</b>

PUNTING	No	Yds	Avg	TB	I-20	LG	Bik
Helton, Barry	55	2226	40.5	6	13	56	1
<b>49ERS</b>	<b>55</b>	<b>2226</b>	<b>39.8</b>	<b>6</b>	<b>13</b>	<b>56</b>	<b>1</b>
<b>OPPONENTS</b>	<b>74</b>	<b>2875</b>	<b>38.9</b>	<b>4</b>	<b>18</b>	<b>57</b>	<b>0</b>

PASSING	Att	Comp	Pct	Yds	LG	TD	Int	QB
Montana, Joe	386	271	70.2	3521	95t	26	8	112.4
Young, Steve	92	64	69.6	1001	50t	8	3	120.8
Bono, Steve	5	4	80.0	62	45t	1	0	157.9
<b>49ERS</b>	<b>483</b>	<b>339</b>	<b>70.2</b>	<b>4584</b>	<b>95t</b>	<b>35</b>	<b>11</b>	<b>114.8</b>
<b>OPPONENTS</b>	<b>564</b>	<b>316</b>	<b>56.0</b>	<b>3568</b>	<b>65t</b>	<b>15</b>	<b>21</b>	<b>68.5</b>

Rookie Names in *Italic*



1990 (14-2/15-3)

NFC West Champions

George Seifert, Coach

W	13	at New Orleans (68,629), MON/S-10	12
W	26	Washington (64,287), S-16	13
W	19	Atlanta (62,858), S-23	13
-	-	BYE, S-30	-
W	24	at Houston (59,931), 0-7	21
W	45	at Atlanta (57,921), 0-14	35
W	27	Pittsburgh (64,301), 0-21	7
W	20	Cleveland (63,672), 0-28	17
W	24	at Green Bay (58,835), N-4	20
W	24	at Dallas (62,966), SUN/N-11	6
W	31	Tampa Bay (62,221), N-18	7
L	17	Los Angeles Rams (62,633), N-25	28
W	7	New York Giants (66,092), MON/D-3	3
W	20	at Cincinnati (60,084), D-9 (OT) 17	10
W	26	at Los Angeles Rams (65,619), MON/D-17	10
L	10	New Orleans (60,112), D-23	13
W	20	at Minnesota (51,590), D-30	17

353 239

NFC PLAYOFF - JAN. 12

W	28	Washington (65,292)-SAT (at San Francisco - Candlestick Park)	10
---	----	--	----

NFC CHAMPIONSHIP - JAN. 20

L	13	New York Giants (66,334) (at San Francisco - Candlestick Park)	15
---	----	---	----

TEAM STATISTICS

	49ers	Opp
TOTAL FIRST DOWNS	324	250
By Rushing	107	77
By Passing	201	157
By Penalties	16	16
TOTAL YARDS GAINED	5895	4273
By Rushing	1718	1258
By Passing	4177	3015
TOTAL PLAYS FROM SCRIMMAGE	1074	919
Rushes	454	353
Average Gain Per Rush	3.8	3.6
NET YARDS PASSING	4177	3015
Passes Attempted	583	522
Passes Completed	360	265
Percent Completed	61.8	50.8
Had Intercepted	16	17
Times Sacked	37	44
Lost Attempting to Pass	194	263
PUNTS	70	82
Total Yardage of Punts	2537	3280
Average Length	36.2	40.0
KICKOFF RETURNS	53	66
Total Yards Returned	965	1284
Average Length of Return	18.2	19.5
PENALTIES	104	85
Yards Penalized	828	641
FUMBLES	24	21
Own Fumbles Recovered	10	7
Opponents' Fumbles Recovered	14	14
FIELD GOALS	24	19
Field Goals Attempted	36	23
TOTAL POINTS SCORED	353	239
Touchdowns Scored	40	26
Touchdowns Rushing	12	7
Touchdowns Passing	28	17
Touchdown Returns	0	2
Extra Points	39	26
Safeties	1	0
AVG. TIME OF POSSESSION	32:49	27:11

SCORING	TDs	Ru	Pa	Int	Fu	KO	Pu	PAT	FG	S	Pts
Cofer, Mike	0	0	0	0	0	0	0	39/39	24/36	0	111
Rice, Jerry	13	0	13	0	0	0	0	0/0	0/0	0	78
Rathman, Tom	7	7	0	0	0	0	0	0/0	0/0	0	42
Taylor, John	7	0	7	0	0	0	0	0/0	0/0	0	42
Jones, Brent	5	0	5	0	0	0	0	0/0	0/0	0	30

Rookie Names in Italic

(continued)

SCORING	TDs	Ru	Pa	Int	Fu	KO	Pu	PAT	FG	S	Pts
Sydney, Harry	3	2	1	0	0	0	0	0/0	0/0	0	18
Sherrard, Mike	2	0	2	0	0	0	0	0/0	0/0	0	12
Craig, Roger	1	1	0	0	0	0	0	0/0	0/0	0	6
Carter, Dexter	1	1	0	0	0	0	0	0/0	0/0	0	6
Montana, Joe	1	1	0	0	0	0	0	0/0	0/0	0	6
Turner, Keena	0	0	0	0	0	0	0	0/0	0/0	1	2
49ERS	40	12	28	0	0	0	0	39/39	24/36	1	353
OPPONENTS	26	7	17	1	0	0	1*	26/26	19/23	0	239

\*ret. blkd punt

RUSHING	Att	Yds	Avg	LG	TD
Carter, Dexter	114	460	4.0	74t	1
Craig, Roger	141	439	3.1	26	1
Rathman, Tom	101	318	3.2	22	7
Sydney, Harry	35	166	4.7	19	2
Montana, Joe	40	162	4.1	20	1
Young, Steve	15	159	10.6	31	0
Henderson, Keith	6	14	2.3	9	0
Rice, Jerry	2	0	0.0	2	0
49ERS	454	1718	3.8	74t	12
OPPONENTS	353	1258	3.6	27	7

RECEIVING	No	Yds	Avg	LG	TD
Rice, Jerry	100	1502	15.0	64t	13
Jones, Brent	56	747	13.3	67t	5
Taylor, John	49	748	15.3	78t	7
Rathman, Tom	48	327	6.8	28	0
Carter, Dexter	25	217	8.7	26	0
Craig, Roger	25	201	8.0	31	0
Sherrard, Mike	17	264	15.5	43t	2
Sydney, Harry	10	116	11.6	23t	1
Williams, Jamie	9	54	6.0	9	0
Wilson, Mike	7	89	12.7	34	0
Lewis, Ron	5	44	8.8	14	0
Walls, Wesley	5	27	5.4	11	0
Henderson, Keith	4	35	8.7	9	0
49ERS	360	4371	12.1	78t	28
OPPONENTS	265	3278	12.4	75t	17

INTERCEPTIONS	No	Yds	Avg	LG	TD
Waymer, Dave	7	64	9.1	24	0
Griffin, Don	3	32	10.7	23	0
Lott, Ronnie	3	26	8.7	15	0
Lewis, Kevin	1	28	28.0	28	0
Plummer, Bruce (Den/SF)	1	16	16.0	16	0
Davis, Eric	1	13	13.0	13	0
Millen, Matt	1	8	8.0	8	0
Pollard, Darryl	1	0	0.0	0	0
49ERS	17	171	10.1	28	0
OPPONENTS	16	176	11.0	65t	1

KICKOFF RETURNS	No	Yds	Avg	LG	TD
Carter, Dexter	41	783	19.1	35	0
Tillman, Spencer	6	111	18.5	30	0
Sydney, Harry	2	33	16.5	19	0
Williams, Jamie	2	7	3.5	7	0
Walls, Wesley	1	16	16.0	16	0
Griffin, Don	1	15	15.0	15	0
49ERS	53	965	18.2	35	0
OPPONENTS	66	1284	19.5	50	0

PUNT RETURNS	No	FC	Yds	Avg	LG	TD
Taylor, John	26	5	212	8.2	30	0
Griffin, Don	16	8	105	6.6	20	0
Davis, Eric	5	3	38	7.6	24	0
Wilson, Mike	1	0	1	1.0	1	0
49ERS	48	16	356	7.4	30	0
OPPONENTS	30	13	215	7.2	20	0

PUNTING	No	Yds	Avg	TB	I-20	LG	Blk
Helton, Barry	69	2537	36.8	8	15	56	1
49ERS	70	2537	36.2	8	15	56	1
OPPONENTS	82	3280	40.0	6	15	59	0

PASSING	Att	Comp	Pct	Yds	LG	TD	Int	QB
Montana, Joe	520	321	61.7	3944	78t	26	16	89.0
Young, Steve	62	38	61.3	427	34t	2	0	92.6
Helton, Barry	1	1	100.0	0	0	0	0	79.2
49ERS	583	360	61.8	4371	78t	28	16	89.4
OPPONENTS	522	265	50.8	3278	75t	17	17	67.8

**1991 (10-6)**

**George Seifert, Coach**

L	14	at New York Giants (76,319), MON/S-2	16
W	34	San Diego (60,753), S-8	14
L	14	at Minnesota (59,148), S-15	17
W	27	Los Angeles Rams (63,871), S-22	10
L	6	at Los Angeles Raiders (91,494), S-29	12
-	-	BYE, 0-6	-
L	34	Atlanta (57,343), 0-13	39
W	35	Detroit (61,240), 0-20	3
W	23	at Philadelphia (65,796), 0-27	7
L	14	at Atlanta (51,259), N-3	17
L	3	at New Orleans (68,591), N-10	10
W	14	Phoenix (50,180), N-17	10
W	33	at Los Angeles Rams (61,881), MON/N-25	10
W	38	New Orleans (62,092), D-1	24
W	24	at Seattle (56,711), D-8	22
W	28	Kansas City (62,672), SAT/D-14	14
W	52	Chicago (60,419), MON/D-23	14
<b>393</b>			<b>239</b>

**TEAM STATISTICS**

	<b>49ers</b>	<b>Opp</b>
TOTAL FIRST DOWNS	336	260
By Rushing	112	86
By Passing	197	155
By Penalties	27	19
TOTAL YARDS GAINED	5858	4554
By Rushing	1861	1512
By Passing	3997	3042
TOTAL PLAYS FROM SCRIMMAGE	986	929
Rushes	440	399
Average Gain Per Rush	4.2	3.8
NET YARDS PASSING	3997	3042
Passes Attempted	522	499
Passes Completed	325	267
Percent Completed	62.3	53.5
Had Intercepted	12	12
Times Sacked	24	31
Lost Attempting to Pass	170	212
PUNTS	56	82
Total Yardage of Punts	2197	3365
Average Length	39.2	41.0
KICKOFF RETURNS	50	66
Total Yards Returned	1028	1288
Average Length of Return	20.6	19.5
PENALTIES	114	84
Yards Penalized	902	782
FUMBLES	33	32
Own Fumbles Recovered	14	16
Opponents' Fumbles Recovered	16	19
FIELD GOALS	14	22
Field Goals Attempted	28	25
TOTAL POINTS SCORED	393	239
Touchdowns Scored	50	25
Touchdowns Rushing	19	8
Touchdowns Passing	29	16
Touchdown Returns	2	1
Extra Points	49	23
Safeties	1	0
AVG. TIME OF POSSESSION	31:34	28:26

**SCORING**

	<b>TDs</b>	<b>Ru</b>	<b>Pa</b>	<b>Int</b>	<b>Fu</b>	<b>KO</b>	<b>Pu</b>	<b>PAT</b>	<b>FG</b>	<b>S</b>	<b>Pts</b>
Cofer, Mike	0	0	0	0	0	0	0	49/50	14/28	0	91
Rice, Jerry	14	0	14	0	0	0	0	0/0	0/0	0	84
Taylor, John	9	0	9	0	0	0	0	0/0	0/0	0	54
Sydney, Harry	7	5	2	0	0	0	0	0/0	0/0	0	42
Rathman, Tom	6	6	0	0	0	0	0	0/0	0/0	0	36
Carter, Dexter	4	2	1	0	0	1	0	0/0	0/0	0	24
Young, Steve	4	4	0	0	0	0	0	0/0	0/0	0	24
Henderson, Keith	2	2	0	0	0	0	0	0/0	0/0	0	12
Sherrard, Mike	2	0	2	0	0	0	0	0/0	0/0	0	12
Griffin, Don	1	0	0	0	1	0	0	0/0	0/0	0	6
Williams, Jamie	1	0	1	0	0	0	0	0/0	0/0	0	6
Jordan, Darin	0	0	0	0	0	0	0	0/0	0/0	1	2
<b>49ERS</b>	<b>50</b>	<b>19</b>	<b>29</b>	<b>0</b>	<b>1</b>	<b>1</b>	<b>0</b>	<b>49/50</b>	<b>14/28</b>	<b>1</b>	<b>393</b>
<b>OPPONENTS</b>	<b>25</b>	<b>8</b>	<b>16</b>	<b>0</b>	<b>0</b>	<b>1</b>	<b>0</b>	<b>23/25</b>	<b>22/25</b>	<b>0</b>	<b>239</b>

<b>RUSHING</b>	<b>Att</b>	<b>Yds</b>	<b>Avg</b>	<b>LG</b>	<b>TD</b>
Henderson, Keith	137	561	4.1	25	2
Young, Steve	66	415	6.3	21	4
Carter, Dexter	85	379	4.5	53t	2
Sydney, Harry	57	245	4.3	32	5
Rathman, Tom	63	183	2.9	16	6
Bono, Steve	17	46	2.7	18	0
Tillman, Spencer	13	40	3.1	8	0
Rice, Jerry	1	2	2.0	2	0
Prokop, Joe	1	-10	-10.0	-10	0
<b>49ERS</b>	<b>440</b>	<b>1861</b>	<b>4.2</b>	<b>53t</b>	<b>19</b>
<b>OPPONENTS</b>	<b>399</b>	<b>1512</b>	<b>3.8</b>	<b>37</b>	<b>8</b>

<b>RECEIVING</b>	<b>No</b>	<b>Yds</b>	<b>Avg</b>	<b>LG</b>	<b>TD</b>
Rice, Jerry	80	1206	15.1	73t	14
Taylor, John	64	1011	15.8	97t	9
Rathman, Tom	34	286	8.4	32	0
Henderson, Keith	30	303	10.1	23	0
Jones, Brent	27	417	15.4	41	0
Sherrard, Mike	24	296	12.3	31	2
Carter, Dexter	23	253	11.0	26	1
Williams, Jamie	22	235	10.7	21	1
Sydney, Harry	13	90	6.9	19	2
Beach, Sanjay	4	43	10.8	20	0
Walls, Wesley	2	24	12.0	21	0
Tillman, Spencer	2	3	1.5	3	0
<b>49ERS</b>	<b>325</b>	<b>4167</b>	<b>12.8</b>	<b>97t</b>	<b>29</b>
<b>OPPONENTS</b>	<b>267</b>	<b>3254</b>	<b>12.2</b>	<b>51</b>	<b>16</b>

<b>INTERCEPTIONS</b>	<b>No</b>	<b>Yds</b>	<b>Avg</b>	<b>LG</b>	<b>TD</b>
Waymer, Dave	4	77	19.3	42	0
Lewis, Kevin	2	20	10.0	20	0
Jackson, Johnny	1	11	11.0	11	0
Romanowski, Bill	1	7	7.0	7	0
Lee, Mark	1	5	5.0	5	0
Whitmore, David	1	5	5.0	5	0
Bowles, Todd	1	0	0.0	0	0
Griffin, Don	1	0	0.0	0	0
<b>49ERS</b>	<b>12</b>	<b>125</b>	<b>10.4</b>	<b>42</b>	<b>0</b>
<b>OPPONENTS</b>	<b>12</b>	<b>82</b>	<b>6.8</b>	<b>37</b>	<b>0</b>

<b>KICKOFF RETURNS</b>	<b>No</b>	<b>Yds</b>	<b>Avg</b>	<b>LG</b>	<b>TD</b>
Carter, Dexter	37	839	22.7	98t	1
Tillman, Spencer	9	132	14.7	27	0
Beach, Sanjay	2	37	18.5	23	0
Sydney, Harry	1	13	13.0	13	0
Whitmore, David	1	7	7.0	7	0
<b>49ERS</b>	<b>50</b>	<b>1028</b>	<b>20.6</b>	<b>98t</b>	<b>1</b>
<b>OPPONENTS</b>	<b>66</b>	<b>1288</b>	<b>19.5</b>	<b>100t</b>	<b>0</b>

<b>PUNT RETURNS</b>	<b>No</b>	<b>FC</b>	<b>Yds</b>	<b>Avg</b>	<b>LG</b>	<b>TD</b>
Taylor, John	31	14	267	8.6	24	0
Bach, Sanjay	10	0	53	5.3	15	0
Lewis, Kevin	1	0	0	0.0	0	0
Griffin, Don	0	1	0	0.0	0	0
<b>49ERS</b>	<b>42</b>	<b>15</b>	<b>320</b>	<b>7.6</b>	<b>24</b>	<b>0</b>
<b>OPPONENTS</b>	<b>30</b>	<b>6</b>	<b>239</b>	<b>8.0</b>	<b>23</b>	<b>0</b>

<b>PUNTING</b>	<b>No</b>	<b>Yds</b>	<b>Avg</b>	<b>TB</b>	<b>I-20</b>	<b>LG</b>	<b>Blk</b>
Prokop, Joe	40	1541	38.5	1	8	58	0
Mojsiejenko, Ralf	16	656	41.0	4	0	55	0
<b>49ERS</b>	<b>56</b>	<b>2197</b>	<b>39.2</b>	<b>5</b>	<b>8</b>	<b>58</b>	<b>0</b>
<b>OPPONENTS</b>	<b>82</b>	<b>3365</b>	<b>41.0</b>	<b>10</b>	<b>17</b>	<b>58</b>	<b>0</b>

<b>PASSING</b>	<b>Att</b>	<b>Comp</b>	<b>Pct</b>	<b>Yds</b>	<b>LG</b>	<b>TD</b>	<b>Int</b>	<b>QB</b>
Young, Steve	279	180	64.5	2517	97t	17	8	101.8
Bono, Steve	237	141	59.5	1617	78	11	4	88.5
Musgrave, Bill	5	4	80.0	33	15t	1	0	133.8
Sydney, Harry	1	0	0.0	0	0	0	0	39.6
<b>49ERS</b>	<b>522</b>	<b>325</b>	<b>62.3</b>	<b>4167</b>	<b>97t</b>	<b>29</b>	<b>12</b>	<b>96.2</b>
<b>OPPONENTS</b>	<b>499</b>	<b>267</b>	<b>53.5</b>	<b>3254</b>	<b>51</b>	<b>16</b>	<b>12</b>	<b>74.5</b>

Rookie Names in Italic

1992 (14-2/15-3)

NFC West Champions  
George Seifert, Coach

W	31	at New York Giants (74,519), S-6	14
L	31	Buffalo (64,053), S-13	34
W	31	at New York Jets (71,020), S-20	14
W	16	at New Orleans (68,591), <b>SUN/S</b> -27	10
W	27	Los Angeles Rams (63,071), O-4	24
W	24	at New England (54,126), O-11	12
W	56	Atlanta (63,302), O-18	17
-	-	BYE, O-25	-
L	14	at Phoenix (47,642), N-1	24
W	41	at Atlanta (67,404), <b>MON/N</b> -9	3
W	21	New Orleans (64,895), N-15	20
W	27	at Los Angeles Rams (65,858), N-22	10
W	20	Philadelphia (63,374), N-29	14
W	27	Miami (58,474), D-6	3
W	20	at Minnesota (60,685), D-13	17
W	21	Tampa Bay (60,519), D-19	14
W	24	Detroit (55,907), <b>MON/D</b> -28	6
<b>431</b>			<b>236</b>
<b>NFC PLAYOFF - JAN. 9</b>			
(at San Francisco - Candlestick Park)			
W	20	Washington (64,991)- <b>SAT</b>	13
<b>NFC CHAMPIONSHIP - JAN. 17</b>			
(at San Francisco - Candlestick Park)			
L	20	Dallas (64,920)	30

<b>TEAM STATISTICS</b>	<b>49ers</b>	<b>Opp</b>
TOTAL FIRST DOWNS	344	277
By Rushing	135	90
By Passing	192	174
By Penalties	17	13
TOTAL YARDS GAINED	6195	4787
By Rushing	2315	1418
By Passing	3880	3369
TOTAL PLAYS FROM SCRIMMAGE	994	943
Rushes	482	351
Average Gain Per Rush	4.8	4.0
NET YARDS PASSING	3880	3369
Passes Attempted	480	551
Passes Completed	319	320
Percent Completed	66.5	58.1
Had Intercepted	9	17
Times Sacked	32	41
Lost Attempting to Pass	174	273
PUNTS	49	76
Total Yardage of Punts	1918	3134
Average Length	39.1	41.2
KICKOFF RETURNS	42	66
Total Yards Returned	879	1273
Average Length of Return	20.9	19.3
PENALTIES	80	79
Yards Penalized	636	651
FUMBLES	29	23
Own Fumbles Recovered	16	11
Opponents' Fumbles Recovered	12	13
FIELD GOALS	18	16
Field Goals Attempted	27	20
TOTAL POINTS SCORED	431	236
Touchdowns Scored	54	27
Touchdowns Rushing	22	5
Touchdowns Passing	29	20
Touchdown Returns	3	2
Extra Points	53	26
Safeties	0	0
AVG. TIME OF POSSESSION	32:19	27:41

<b>SCORING</b>	<b>TDs</b>	<b>Ru</b>	<b>Pa</b>	<b>Int</b>	<b>Fu</b>	<b>KO</b>	<b>Pu</b>	<b>PAT</b>	<b>FG</b>	<b>S</b>	<b>Pts</b>
Cofer, Mike	0	0	0	0	0	0	0	53/54	18/27	0	107
Rice, Jerry	11	1	10	0	0	0	0	0/0	0/0	0	66
Watters, Ricky	11	9	2	0	0	0	0	0/0	0/0	0	66
Rathman, Tom	9	5	4	0	0	0	0	0/0	0/0	0	54
Jones, Brent	4	0	4	0	0	0	0	0/0	0/0	0	24
Lee, Amp	4	2	2	0	0	0	0	0/0	0/0	0	24
Young, Steve	4	4	0	0	0	0	0	0/0	0/0	0	24
Taylor, John	3	0	3	0	0	0	0	0/0	0/0	0	18

Rookie Names in *Italic*

(continued)

<b>SCORING</b>	<b>TDs</b>	<b>Ru</b>	<b>Pa</b>	<b>Int</b>	<b>Fu</b>	<b>KO</b>	<b>Pu</b>	<b>PAT</b>	<b>FG</b>	<b>S</b>	<b>Pts</b>
Turner, Odessa	2	0	2	0	0	0	0	0/0	0/0	0	12
Carter, Dexter	1	0	1	0	0	0	0	0/0	0/0	0	6
Hanks, Merton	1	0	0	0	0	0	1	0/0	0/0	0	6
Johnson, John	1	0	0	1	0	0	0	0/0	0/0	0	6
Logan, Marc	1	1	0	0	0	0	0	0/0	0/0	0	6
Sherrard, Mike	1	0	0	0	1	0	0	0/0	0/0	0	6
Williams, Jamie	1	0	1	0	0	0	0	0/0	0/0	0	6
<b>49ERS</b>	<b>54</b>	<b>22</b>	<b>29</b>	<b>1</b>	<b>1</b>	<b>0</b>	<b>1</b>	<b>53/54</b>	<b>18/27</b>	<b>0</b>	<b>431</b>
<b>OPPONENTS</b>	<b>27</b>	<b>5</b>	<b>20</b>	<b>2</b>	<b>0</b>	<b>0</b>	<b>0</b>	<b>26/27</b>	<b>16/20</b>	<b>0</b>	<b>236</b>

<b>RUSHING</b>	<b>Att</b>	<b>Yds</b>	<b>Avg</b>	<b>LG</b>	<b>TD</b>
Watters, Ricky	206	1013	4.9	43	9
Young, Steve	76	537	7.1	39t	4
Lee, Amp	91	362	4.0	43	2
Rathman, Tom	57	194	3.4	17	5
Rice, Jerry	9	58	6.4	26t	1
Logan, Marc	8	44	5.5	26	1
Henderson, Keith	10	37	3.7	9	0
Montana, Joe	3	28	9.3	16	0
Bono, Steve	15	23	1.5	19	0
Taylor, John	1	10	10.0	10	0
Carter, Dexter	4	9	2.3	6	0
Wilmsmeyer, Klaus	2	0	0.0	10	0
<b>49ERS</b>	<b>482</b>	<b>2315</b>	<b>4.8</b>	<b>43</b>	<b>22</b>
<b>OPPONENTS</b>	<b>351</b>	<b>1418</b>	<b>4.0</b>	<b>35</b>	<b>5</b>

<b>RECEIVING</b>	<b>No</b>	<b>Yds</b>	<b>Avg</b>	<b>LG</b>	<b>TD</b>
Rice, Jerry	84	1201	14.3	80t	10
Jones, Brent	45	628	14.0	43	4
Rathman, Tom	44	343	7.8	27t	4
Watters, Ricky	43	405	9.4	35	2
Sherrard, Mike	38	607	16.0	56	0
Taylor, John	25	428	17.1	54t	3
Lee, Amp	20	102	5.1	17	2
Turner, Odessa	9	200	22.2	57	2
Williams, Jamie	7	76	10.9	21	1
Logan, Marc	2	17	8.5	13	0
Carter, Dexter	1	43	43.0	43t	1
Henderson, Keith	1	4	4.0	4	0
<b>49ERS</b>	<b>319</b>	<b>4054</b>	<b>12.7</b>	<b>80t</b>	<b>29</b>
<b>OPPONENTS</b>	<b>320</b>	<b>3642</b>	<b>11.4</b>	<b>55t</b>	<b>20</b>

<b>INTERCEPTIONS</b>	<b>No</b>	<b>Yds</b>	<b>Avg</b>	<b>LG</b>	<b>TD</b>
Griffin, Don	5	4	0.8	2	0
Davis, Eric	3	52	17.3	37	0
Hall, Dana	2	34	17.0	34	0
Hanks, Merton	2	5	2.5	4	0
Johnson, John	1	56	56.0	56t	1
Roberts, Larry	1	19	19.0	19	0
DeLong, Keith	1	2	2.0	2	0
Brown, Dennis	1	0	0.0	0	0
Whitmore, David	1	0	0.0	0	0
<b>49ERS</b>	<b>17</b>	<b>172</b>	<b>10.1</b>	<b>56t</b>	<b>1</b>
<b>OPPONENTS</b>	<b>9</b>	<b>126</b>	<b>14.0</b>	<b>51t</b>	<b>2</b>

<b>KICKOFF RETURNS</b>	<b>No</b>	<b>Yds</b>	<b>Avg</b>	<b>LG</b>	<b>TD</b>
Logan, Marc	22	478	21.7	82	0
Lee, Amp	14	276	19.7	33	0
Grant, Alan	3	70	23.3	47	0
Carter, Dexter	2	55	27.5	32	0
Turner, Odessa	1	0	0.0	0	0
<b>49ERS</b>	<b>42</b>	<b>879</b>	<b>20.9</b>	<b>82</b>	<b>0</b>
<b>OPPONENTS</b>	<b>66</b>	<b>1273</b>	<b>19.3</b>	<b>45</b>	<b>0</b>

<b>PUNT RETURNS</b>	<b>No</b>	<b>FC</b>	<b>Yds</b>	<b>Avg</b>	<b>LG</b>	<b>TD</b>		
Grant, Alan	29	10	249	8.6	46	0		
Griffin, Don	6	2	69	11.5	29	0		
Lewis, Ronald	4	0	23	5.8	9	0		
Hanks, Merton	1	0	48	48.0	48t	1		
<b>49ERS</b>	<b>40</b>	<b>12</b>	<b>389</b>	<b>9.7</b>	<b>48t</b>	<b>1</b>		
<b>OPPONENTS</b>	<b>23</b>	<b>9</b>	<b>177</b>	<b>7.7</b>	<b>27</b>	<b>0</b>		
<b>PUNTING</b>	<b>No</b>	<b>Yds</b>	<b>Avg</b>	<b>TB</b>	<b>I-20</b>	<b>LG</b>	<b>Blk</b>	
Wilmsmeyer, Klaus	49	1918	39.1	2	19	58	0	
<b>49ERS</b>	<b>49</b>	<b>1918</b>	<b>39.1</b>	<b>2</b>	<b>19</b>	<b>58</b>	<b>0</b>	
<b>OPPONENTS</b>	<b>76</b>	<b>3134</b>	<b>41.2</b>	<b>7</b>	<b>23</b>	<b>71</b>	<b>0</b>	
<b>PASSING</b>	<b>Att</b>	<b>Comp</b>	<b>Pct</b>	<b>Yds</b>	<b>LG</b>	<b>TD</b>	<b>QB</b>	
Young, Steve	402	268	66.7	3465	80t	25	7	107.0
Bono, Steve	56	36	64.3	463	36	2	2	87.1
Montana, Joe	21	15	71.4	126	17	2	0	118.4
Watters, Ricky	1	0	0.0	0	0	0	0	39.6
<b>49ERS</b>	<b>480</b>	<b>319</b>	<b>66.5</b>	<b>4054</b>	<b>80t</b>	<b>29</b>	<b>9</b>	<b>105.0</b>
<b>OPPONENTS</b>	<b>551</b>	<b>320</b>	<b>58.1</b>	<b>3642</b>	<b>55t</b>	<b>20</b>	<b>17</b>	<b>77.3</b>

1993 (10-6/11-7)

NFC West Champions  
George Seifert, Coach

W	24	at Pittsburgh (57,502), S-5	13
L	13	at Cleveland (78,218), MON/S-13	23
W	37	Atlanta (63,032), S-19	30
L	13	at New Orleans (69,041), S-26	16
W	38	Minnesota (63,071), O-3	19
-	-	BYE, O-10	-
L	17	at Dallas (65,099), O-17	26
W	28	Phoenix (62,020), O-24	14
W	40	Los Angeles Rams (63,417), O-31	17
-	-	BYE, N-7	-
W	45	at Tampa Bay (43,835), N-14	21
W	42	New Orleans (66,500), MON/N-22	7
W	35	at Los Angeles Rams (62,143), N-28	10
W	21	Cincinnati (60,039), SUN/D-5	8
L	24	at Atlanta (64,688), SAT/D-11	27
W	55	at Detroit (77,052), D-19	17
L	7	Houston (61,744), SAT/D-25	10
L	34	Philadelphia (61,653), MON/J-3 (OT)	37
	<b>473</b>		<b>295</b>

NFC PLAYOFF - JAN. 15

(at San Francisco - Candlestick Park)

W	44	New York Giants (67,143)	3
---	----	--------------------------	---

NFC CHAMPIONSHIP - JAN. 23

(at Irving - Texas Stadium)

L	21	at Dallas (64,902)	38
---	----	--------------------	----

TEAM STATISTICS		49ers	Opp
TOTAL FIRST DOWNS		372	297
By Rushing		134	109
By Passing		212	171
By Penalties		26	17
TOTAL YARDS GAINED		6435	4997
By Rushing		2133	1800
By Passing		4302	3197
TOTAL PLAYS FROM SCRIMMAGE		1022	1012
Rushes		463	404
Average Gain Per Rush		4.6	4.5
NET YARDS PASSING		4302	3197
Passes Attempted		524	564
Passes Completed		354	314
Percent Completed		67.6	55.7
Had Intercepted		17	19
Times Sacked		35	44
Lost Attempting to Pass		178	316
PUNTS		42	68
Total Yardage of Punts		1718	2985
Average Length		40.9	43.9
KICKOFF RETURNS		40	61
Total Yards Returned		715	1196
Average Length of Return		17.9	19.6
PENALTIES		95	99
Yards Penalized		800	743
FUMBLES		32	20
Own Fumbles Recovered		19	9
Opponents' Fumbles Recovered		11	13
FIELD GOALS		16	27
Field Goals Attempted		26	30
TOTAL POINTS SCORED		473	295
Touchdowns Scored		61	30
Touchdowns Rushing		26	6
Touchdowns Passing		29	23
Touchdown Returns		6	1
Extra Points		59	30
Safetyes		0	2
AVG. TIME OF POSSESSION		30:24	29:36

SCORING	TDs	Ru	Pa	Int	Fu	KO	Pu	PAT	FG	S	Pts
Cofer, Mike	0	0	0	0	0	0	0	59/61	16/26	0	107
Rice, Jerry	16	1	15	0	0	0	0	0/0	0/0	0	96
Watters, Ricky	11	10	1	0	0	0	0	0/0	0/0	0	66
Logan, Marc	7	7	0	0	0	0	0	0/0	0/0	0	42
Taylor, John	5	0	5	0	0	0	0	0/0	0/0	0	30
Jones, Brent	3	0	3	0	0	0	0	0/0	0/0	0	18
Lee, Amp	3	1	2	0	0	0	0	0/0	0/0	0	18

(continued)

SCORING	TDs	Ru	Pa	Int	Fu	KO	Pu	PAT	FG	S	Pts
Rathman, Tom	3	3	0	0	0	0	0	0/0	0/0	0	18
Carter, Dexter	2	1	0	0	0	0	1	0/0	0/0	0	12
Davis, Eric	2	0	0	1	1	0	0	0/0	0/0	0	12
Young, Steve	2	2	0	0	0	0	0	0/0	0/0	0	12
Beach, Sanjay	1	0	1	0	0	0	0	0/0	0/0	0	6
Bono, Steve	1	1	0	0	0	0	0	0/0	0/0	0	6
Hanks, Merton	1	0	0	1	0	0	0	0/0	0/0	0	6
McGruder, Mike	1	0	0	1	0	0	0	0/0	0/0	0	6
Singleton, Nate	1	0	1	0	0	0	0	0/0	0/0	0	6
Tamm, Ralph	1	0	0	0	1	0	0	0/0	0/0	0	6
Williams, Jamie	1	0	1	0	0	0	0	0/0	0/0	0	6
<b>49ERS</b>	<b>61</b>	<b>26</b>	<b>29</b>	<b>3</b>	<b>2</b>	<b>0</b>	<b>1</b>	<b>59/61</b>	<b>16/26</b>	<b>0</b>	<b>473</b>
<b>OPPONENTS</b>	<b>30</b>	<b>6</b>	<b>23</b>	<b>0</b>	<b>0</b>	<b>0</b>	<b>0</b>	<b>30/30</b>	<b>27/30</b>	<b>2</b>	<b>295</b>
RUSHING	Att	Yds	Avg	LG	TD						
Watters, Ricky	208	950	4.6	39	10						
Young, Steve	69	407	5.9	35	2						
Logan, Marc	58	280	4.8	45	7						
Lee, Amp	72	230	3.2	13	1						
Rathman, Tom	19	80	4.2	19	3						
Carter, Dexter	10	72	7.2	50t	1						
Rice, Jerry	3	69	23.0	43t	1						
Taylor, John	2	17	8.5	12	0						
Walker, Adam	5	17	3.4	11	0						
Bono, Steve	12	14	1.2	10	1						
Wilmsmeyer, Klaus	2	0	0.0	0	0						
Musgrave, Bill	3	-3	-1.0	-1	0						
<b>49ERS</b>	<b>463</b>	<b>2133</b>	<b>4.6</b>	<b>50t</b>	<b>26</b>						
<b>OPPONENTS</b>	<b>404</b>	<b>1800</b>	<b>4.5</b>	<b>41</b>	<b>6</b>						
RECEIVING	No	Yds	Avg	LG	TD						
Rice, Jerry	98	1503	15.3	80t	15						
Jones, Brent	68	735	10.8	29	3						
Taylor, John	56	940	16.8	76t	5						
Logan, Marc	37	348	9.4	24	0						
Watters, Ricky	31	326	10.5	48t	1						
Williams, Jamie	16	132	8.3	15	1						
Lee, Amp	16	115	7.2	22	2						
Rathman, Tom	10	86	8.6	17	0						
Singleton, Nate	8	126	15.8	33	1						
Beach, Sanjay	5	59	11.8	20t	1						
Turner, Odessa	3	64	21.3	32	0						
Carter, Dexter	2	40	20.0	14	0						
Young, Steve	2	2	1.0	6	0						
Walker, Adam	1	4	4.0	4	0						
<b>49ERS</b>	<b>354</b>	<b>4480</b>	<b>12.7</b>	<b>80t</b>	<b>29</b>						
<b>OPPONENTS</b>	<b>314</b>	<b>3513</b>	<b>11.2</b>	<b>65t</b>	<b>23</b>						
INTERCEPTIONS	No	Yds	Avg	LG	TD						
McGruder, Michael	5	89	17.8	37	1						
Davis, Eric	4	45	11.3	41t	1						
Hanks, Merton	3	104	34.7	67t	1						
McDonald, Tim	3	23	7.7	21	0						
Griffin, Don	3	6	2.0	3	0						
Johnson, John	1	0	0.0	0	0						
<b>49ERS</b>	<b>19</b>	<b>267</b>	<b>14.1</b>	<b>67t</b>	<b>3</b>						
<b>OPPONENTS</b>	<b>17</b>	<b>157</b>	<b>9.2</b>	<b>30</b>	<b>0</b>						
KICKOFF RETURNS	No	Yds	Avg	LG	TD						
Carter, Dexter	25	494	19.8	60	0						
Lee, Amp	10	160	16.0	28	0						
Walker, Adam	3	51	17.0	30	0						
Brandes, John	1	10	10.0	10	0						
Kelm, Larry	1	0	0.0	0	0						
<b>49ERS</b>	<b>40</b>	<b>715</b>	<b>17.9</b>	<b>60</b>	<b>0</b>						
<b>OPPONENTS</b>	<b>61</b>	<b>1196</b>	<b>19.6</b>	<b>50</b>	<b>1</b>						
PUNT RETURNS	No	FC	Yds	Avg	LG	TD					
Carter, Dexter	34	20	411	12.1	72t	1					
Kelm, Larry	1	0	0	0.0	0	0					
<b>49ERS</b>	<b>35</b>	<b>20</b>	<b>411</b>	<b>11.7</b>	<b>72t</b>	<b>1</b>					
<b>OPPONENTS</b>	<b>15</b>	<b>8</b>	<b>171</b>	<b>11.4</b>	<b>50</b>	<b>0</b>					
PUNTING	No	Yds	Avg	TB	I-20	LG	Bk				
Wilmsmeyer, Klaus	42	1718	40.9	5	11	61	0				
<b>49ERS</b>	<b>42</b>	<b>1718</b>	<b>40.9</b>	<b>5</b>	<b>11</b>	<b>61</b>	<b>0</b>				
<b>OPPONENTS</b>	<b>68</b>	<b>2985</b>	<b>43.9</b>	<b>5</b>	<b>12</b>	<b>57</b>	<b>0</b>				
PASSING	Att	Comp	Pct	Yds	LG	TD	QB				
Young, Steve	462	314	68.0	4023	80t	29	16	101.5			
Bono, Steve	61	39	63.9	416	33	0	1	76.9			
Taylor, John	1	1	100.0	41	41	0	0	118.8			
<b>49ERS</b>	<b>524</b>	<b>354</b>	<b>67.6</b>	<b>4480</b>	<b>80t</b>	<b>29</b>	<b>17</b>	<b>98.9</b>			
<b>OPPONENTS</b>	<b>564</b>	<b>314</b>	<b>55.7</b>	<b>3513</b>	<b>65t</b>	<b>23</b>	<b>19</b>	<b>74.0</b>			

Rookie Names in Italic

1994 (13-3/16-3)

NFC West Champions – World Champions  
George Seifert, Coach

W	44	Los Angeles Raiders (68,032), MON/S–5	14
L	17	at Kansas City (79,907), S–11	24
W	34	at Los Angeles Rams (56,479), S–18	19
W	24	New Orleans (63,971), S–25	13
L	8	Philadelphia (64,843), O–2	40
W	27	at Detroit (77,340), O–9	21
W	42	at Atlanta (67,298), O–16	3
W	41	Tampa Bay (62,741), O–23	16
–	–	BYE, O–30	
W	37	at Washington (54,335), N–6	22
W	21	Dallas (69,014), N–13	14
W	31	Los Angeles Rams (62,774), SUN/N–20	27
W	35	at New Orleans (61,304), MON/N–28	14
W	50	Atlanta (60,549), D–4	14
W	38	at San Diego (62,105), SAT/D–11	15
W	42	Denver (64,884), SAT/D–18	19
L	14	at Minnesota (63,326), MON/D–26	21
<b>505</b>			<b>296</b>

NFC PLAYOFF - JAN. 7

(at San Francisco – Candlestick Park)

W	44	Chicago (64,644)–SAT	15
---	----	----------------------	----

NFC CHAMPIONSHIP - JAN. 15

(at San Francisco – Candlestick Park)

W	38	Dallas (69,125)	28
---	----	-----------------	----

SUPER BOWL XXIX - JAN. 29

(at Miami – Joe Robbie Stadium)

W	49	San Diego (74,107)	26
---	----	--------------------	----

TEAM STATISTICS

	49ers	Opp
TOTAL FIRST DOWNS	362	285
By Rushing	122	82
By Passing	210	182
By Penalties	30	21
TOTAL YARDS GAINED	6060	4839
By Rushing	1897	1338
By Passing	4163	3501
TOTAL PLAYS FROM SCRIMMAGE	1037	996
Rushes	491	375
Average Gain Per Rush	3.9	3.6
NET YARDS PASSING	4163	3501
Passes Attempted	511	583
Passes Completed	359	329
Percent Completed	70.3	56.4
Had Intercepted	11	23
Times Sacked	35	38
Lost Attempting to Pass	199	255
PUNTS	54	77
Total Yardage of Punts	2235	3274
Average Length	41.4	42.5
KICKOFF RETURNS	58	89
Total Yards Returned	1244	1912
Average Length of Return	21.4	21.5
PENALTIES	109	108
Yards Penalized	890	912
FUMBLES	25	25
Own Fumbles Recovered	12	13
Opponents' Fumbles Recovered	12	13
FIELD GOALS	15	15
Field Goals Attempted	20	21
TOTAL POINTS SCORED	505	296
Touchdowns Scored	66	35
Touchdowns Rushing	23	16
Touchdowns Passing	37	15
Touchdown Returns	6	4
Extra Points	60	23
Safeties	0	2
AVG. TIME OF POSSESSION	31:38	28:22

SCORING	TDs	Ru	Pa	Int	Fu	KO	Pu	PAT	FG	S	Pts
Brien, Doug	0	0	0	0	0	0	0	60/62	15/20	0	105
Rice, Jerry	15	2	13	0	0	0	0	0/0	0/0	0	92
Watters, Ricky	11	6	5	0	0	0	0	0/0	0/0	0	66
Jones, Brent	9	0	9	0	0	0	0	0/0	0/0	0	56
Young, Steve	7	7	0	0	0	0	0	0/0	0/0	0	42
Floyd, William	6	6	0	0	0	0	0	0/0	0/0	0	36

Rookie Names in Italic

(continued)

SCORING	TDs	Ru	Pa	Int	Fu	KO	Pu	PAT	FG	S	Pts
Sander, John	5	0	5	0	0	0	0	0/0	0/0	0	30
Sanders, Deion	3	0	0	3	0	0	0	0/0	0/0	0	18
Logan, Marc	2	1	1	0	0	0	0	0/0	0/0	0	12
McCaffrey, Ed	2	0	2	0	0	0	0	0/0	0/0	0	12
McDonald, Tim	2	0	0	1	1	0	0	0/0	0/0	0	12
Singleton, Nate	2	0	2	0	0	0	0	0/0	0/0	0	12
Carter, Dexter	1	0	0	0	0	1	0	0/0	0/0	0	6
Walker, Adam	1	1	0	0	0	0	0	0/0	0/0	0	6
<b>49ERS</b>	<b>66</b>	<b>23</b>	<b>37</b>	<b>4</b>	<b>1</b>	<b>1</b>	<b>0</b>	<b>60/62</b>	<b>15/20</b>	<b>0</b>	<b>505</b>
<b>OPPONENTS</b>	<b>35</b>	<b>16</b>	<b>15</b>	<b>1</b>	<b>3</b>	<b>0</b>	<b>0</b>	<b>23/23</b>	<b>15/21</b>	<b>2</b>	<b>296</b>

RUSHING	Att	Yds	Avg	LG	TD
Watters, Ricky	239	877	3.7	23	6
Floyd, William	87	305	3.5	26	6
Young, Steve	58	293	5.1	27	7
Logan, Marc	33	143	4.3	22	1
Loville, Derek	31	99	3.2	13	0
Rice, Jerry	7	93	13.3	28t	2
Walker, Adam	13	54	4.2	14	1
Carter, Dexter	8	34	4.3	18	0
Grbac, Elvis	13	1	0.1	6	0
Taylor, John	2	–2	–1.0	1	0
<b>49ERS</b>	<b>491</b>	<b>1897</b>	<b>3.9</b>	<b>28t</b>	<b>23</b>
<b>OPPONENTS</b>	<b>375</b>	<b>1338</b>	<b>3.6</b>	<b>44t</b>	<b>16</b>

RECEIVING	No	Yds	Avg	LG	TD
Rice, Jerry	112	1499	13.4	69t	13
Watters, Ricky	66	719	10.9	65t	5
Jones, Brent	49	670	13.7	69t	9
Taylor, John	41	531	13.0	35	5
Singleton, Nate	21	294	14.0	43t	2
Floyd, William	19	145	7.6	15	0
Logan, Marc	16	97	6.1	15	1
Popson, Ted	13	141	10.9	24	0
McCaffrey, Ed	11	131	11.9	32	2
Carter, Dexter	7	99	14.1	44	0
Loville, Derek	2	26	13.0	19	0
Carolan, Brett	2	10	5.0	6	0
<b>49ERS</b>	<b>359</b>	<b>4362</b>	<b>12.2</b>	<b>69t</b>	<b>37</b>
<b>OPPONENTS</b>	<b>329</b>	<b>3756</b>	<b>11.4</b>	<b>90</b>	<b>15</b>

INTERCEPTIONS	No	Yds	Avg	LG	TD
Hanks, Merton	7	93	13.3	38	0
Sanders, Deion	6	303	50.5	93t	3
McDonald, Tim	2	79	39.5	73t	1
Hall, Dana	2	0	0.0	0	0
Cook, Toi	1	18	18.0	18	0
Davis, Eric	1	8	8.0	8	0
Drakeford, Tyronne	1	6	6.0	6	0
Plummer, Gary	1	1	1.0	1	0
Brown, Dennis	1	0	0.0	0	0
Norton, Ken, Jr.	1	0	0.0	0	0
<b>49ERS</b>	<b>23</b>	<b>508</b>	<b>22.1</b>	<b>93t</b>	<b>4</b>
<b>OPPONENTS</b>	<b>11</b>	<b>107</b>	<b>9.7</b>	<b>36t</b>	<b>1</b>

KICKOFF RETURNS	No	Yds	Avg	LG	TD
Carter, Dexter	48	1105	23.0	96t	1
Walker, Adam	6	82	13.7	19	0
Loville, Derek	2	34	17.0	19	0
Singleton, Nate	2	23	11.5	17	0
<b>49ERS</b>	<b>58</b>	<b>1244</b>	<b>21.5</b>	<b>96t</b>	<b>1</b>
<b>OPPONENTS</b>	<b>89</b>	<b>1912</b>	<b>21.5</b>	<b>51</b>	<b>0</b>

PUNT RETURNS	No	FC	Yds	Avg	LG	TD
Carter, Dexter	38	12	321	8.5	26	0
Singleton, Nate	2	1	13	6.5	8	0
<b>49ERS</b>	<b>40</b>	<b>13</b>	<b>334</b>	<b>8.4</b>	<b>26</b>	<b>0</b>
<b>OPPONENTS</b>	<b>28</b>	<b>10</b>	<b>242</b>	<b>8.6</b>	<b>43</b>	<b>0</b>

PUNTING	No	Yds	Avg	TB	I-20	LG	Blk
Wilmsmeyer, Klaus	54	2235	41.4	3	18	60	0
<b>49ERS</b>	<b>54</b>	<b>2235</b>	<b>41.4</b>	<b>3</b>	<b>18</b>	<b>60</b>	<b>0</b>
<b>OPPONENTS</b>	<b>77</b>	<b>3274</b>	<b>42.5</b>	<b>9</b>	<b>19</b>	<b>65</b>	<b>0</b>

PASSING	Att	Comp	Pct	Yds	LG	TD	Int	QB
Young, Steve	461	324	70.3	3969	69t	35	10	112.8
Grbac, Elvis	50	35	70.0	393	42	2	1	98.2
<b>49ERS</b>	<b>511</b>	<b>359</b>	<b>70.3</b>	<b>4362</b>	<b>69t</b>	<b>37</b>	<b>11</b>	<b>111.4</b>
<b>OPPONENTS</b>	<b>583</b>	<b>329</b>	<b>56.4</b>	<b>3756</b>	<b>90</b>	<b>15</b>	<b>23</b>	<b>68.1</b>

**1995 (11-5/11-6)**  
**NFC West Champions**  
**George Seifert, Coach**

W	24	at New Orleans (66,627), S-3	22
W	41	Atlanta (63,627), S-10	10
W	28	New England (66,179), S-17	3
L	24	at Detroit (76,236), MON/S-25	27
W	20	New York Giants (65,536), O-1	6
-	-	BYE, O-8	-
L	17	at Indianapolis (60,273), O-15	18
W	44	at St. Louis Rams (59,915), O-22	10
L	7	New Orleans (65,272), O-29	11
L	7	Carolina (61,722), N-5	13
W	38	at Dallas (65,180), N-12	20
W	44	at Miami (73,080), MON/N-20	20
W	41	St. Louis Rams (66,049), N-26	13
W	27	Buffalo (65,568), SUN/D-3	17
W	31	at Carolina (76,136), D-10	10
W	37	Minnesota (64,975), MON/D-18	30
L	27	at Atlanta (51,785), D-24	28
<b>457</b>			<b>258</b>
<b>NFC PLAYOFF - JAN. 6</b> (at San Francisco - 3Com Park)			
L	17	Green Bay (69,311)-SAT	27

<b>TEAM STATISTICS</b>			<b>49ers</b>	<b>Opp</b>							
TOTAL FIRST DOWNS			355	264							
By Rushing			109	57							
By Passing			231	192							
By Penalties			15	15							
TOTAL YARDS GAINED			6087	4398							
By Rushing			1479	1061							
By Passing			4608	3337							
TOTAL PLAYS FROM SCRIMMAGE			1092	999							
Rushes			415	348							
Average Gain Per Rush			3.6	3.1							
NET YARDS PASSING			4608	3337							
Passes Attempted			644	611							
Passes Completed			432	330							
Percent Completed			67.1	54.0							
Had Intercepted			16	26							
Times Sacked			33	40							
Lost Attempting to Pass			171	240							
PUNTS			57	70							
Total Yardage of Punts			2312	2918							
Average Length			40.6	41.7							
KICKOFF RETURNS			58	82							
Total Yards Returned			1183	1857							
Average Length of Return			20.4	22.6							
PENALTIES			88	74							
Yards Penalized			711	556							
FUMBLES			21	23							
Own Fumbles Recovered			9	15							
Opponents' Fumbles Recovered			8	12							
FIELD GOALS			20	27							
Field Goals Attempted			28	32							
TOTAL POINTS SCORED			457	258							
Touchdowns Scored			57	26							
Touchdowns Rushing			19	5							
Touchdowns Passing			29	19							
Touchdown Returns			9	2							
Extra Points			51	17							
Safeties			0	0							
AVG. TIME OF POSSESSION			31:56	28:04							
<b>SCORING</b>	<b>TDs</b>	<b>Ru</b>	<b>Pa</b>	<b>Int</b>	<b>Fu</b>	<b>KO</b>	<b>Pu</b>	<b>PAT</b>	<b>FG</b>	<b>S</b>	<b>Pts</b>
Rice, Jerry	17	1	15	0	1	0	0	0/0	0/0	0	104
Loville, Derek	13	10	3	0	0	0	0	0/0	0/0	0	80
Wilkins, Jeff	0	0	0	0	0	0	0	27/29	12/13	0	63
Brien, Doug	0	0	0	0	0	0	0	19/19	7/12	0	40
Stokes, J.J.	4	0	4	0	0	0	0	0/0	0/0	0	24
Floyd, William	3	2	1	0	0	0	0	0/0	0/0	0	18
Jones, Brent	3	0	3	0	0	0	0	0/0	0/0	0	18
Young, Steve	3	3	0	0	0	0	0	0/0	0/0	0	18
Grbac, Elvis	2	2	0	0	0	0	0	0/0	0/0	0	12
McDonald, Tim	2	0	0	2	0	0	0	0/0	0/0	0	12
Norton, Ken	2	0	0	2	0	0	0	0/0	0/0	0	12
Taylor, John	2	0	2	0	0	0	0	0/0	0/0	0	12
Zendejas, Tony	0	0	0	0	0	0	0	5/6	1/3	0	8
Carter, Dexter	1	0	0	0	0	0	1	0/0	0/0	0	6
Davis, Eric	1	0	0	1	0	0	0	0/0	0/0	0	6

Rookie Names in *Italic*

(continued)

<b>SCORING</b>											
	TDs	Ru	Pa	Int	Fu	KO	Pu	PAT	FG	S	Pts
Hanks, Merton	1	0	0	0	1	0	0	0/0	0/0	0	6
Singleton, Nate	1	0	1	0	0	0	0	0/0	0/0	0	6
Walker, Adam	1	1	0	0	0	0	0	0/0	0/0	0	6
Woodall, Lee	1	0	0	0	1	0	0	0/0	0/0	0	6
<b>49ERS</b>	<b>57</b>	<b>19</b>	<b>29</b>	<b>5</b>	<b>3</b>	<b>0</b>	<b>1</b>	<b>51/54</b>	<b>20/28</b>	<b>0</b>	<b>457</b>
<b>OPPONENTS</b>	<b>26</b>	<b>5</b>	<b>19</b>	<b>2</b>	<b>0</b>	<b>0</b>	<b>0</b>	<b>17/18</b>	<b>27/32</b>	<b>0</b>	<b>258</b>
2-pt conversions: D. Loville, J. Rice, Team: 2-3											
<b>RUSHING</b>											
	Att	Yds	Avg	LG	TD						
Loville, Derek	218	723	3.3	27	10						
Young, Steve	50	250	5.0	29	3						
Floyd, William	64	237	3.7	23	2						
Ervins, Ricky	23	88	3.8	13	0						
Walker, Adam	14	44	3.1	16	1						
Rice, Jerry	5	36	7.2	20t	1						
Willis, Jamal	12	35	2.9	15	0						
Grbac, Elvis	20	33	1.7	11	2						
Carter, Dexter	7	22	3.1	15	0						
Lynn, Anthony	2	11	5.5	6	0						
<b>49ERS</b>	<b>415</b>	<b>1479</b>	<b>3.6</b>	<b>29</b>	<b>19</b>						
<b>OPPONENTS</b>	<b>348</b>	<b>1061</b>	<b>3.1</b>	<b>33</b>	<b>5</b>						
<b>RECEIVING</b>											
	No	Yds	Avg	LG	TD						
Rice, Jerry	122	1848	15.1	81t	15						
Loville, Derek	87	662	7.6	31	3						
Jones, Brent	60	595	9.9	39	3						
Floyd, William	47	348	7.4	23	1						
Stokes, J.J.	38	517	13.6	41t	4						
Taylor, John	29	387	13.3	40	2						
Popson, Ted	16	128	8.0	16	0						
Walker, Adam	11	78	7.1	15	0						
Singleton, Nate	8	108	13.5	23	1						
Thomas, Chris	6	73	12.2	23	0						
Willis, Jamal	3	8	2.7	5	0						
Ervins, Ricky	2	21	10.5	11	0						
Carter, Dexter	1	4	4.0	4	0						
Carolan, Brett	1	3	3.0	3	0						
Dalman, Chris	1	-1	-1.0	-1	0						
<b>49ERS</b>	<b>432</b>	<b>4779</b>	<b>11.1</b>	<b>81t</b>	<b>29</b>						
<b>OPPONENTS</b>	<b>330</b>	<b>3577</b>	<b>10.8</b>	<b>53</b>	<b>19</b>						
<b>INTERCEPTIONS</b>											
	No	Yds	Avg	LG	TD						
Drakeford, Tyronne	5	54	10.8	37	0						
Hanks, Merton	5	31	6.2	23	0						
McDonald, Tim	4	135	33.8	52t	2						
Norton, Ken, Jr.	3	102	34.0	46	2						
Davis, Eric	3	84	28.0	86t	1						
Woodall, Lee	2	0	0.0	0	0						
Dodge, Dedrick	1	13	13.0	13	0						
Stubblefield, Dana	1	12	12.0	12	0						
Jackson, Rickey	1	1	1.0	1	0						
Pope, Marquez	1	-7	-7.0	-7	0						
<b>49ERS</b>	<b>26</b>	<b>425</b>	<b>16.4</b>	<b>86t</b>	<b>5</b>						
<b>OPPONENTS</b>	<b>16</b>	<b>247</b>	<b>15.4</b>	<b>96t</b>	<b>2</b>						
<b>KICKOFF RETURNS</b>											
	No	Yds	Avg	LG	TD						
Carter, Dexter	23	522	22.7	46	0						
Willis, Jamal	17	427	25.1	39	0						
Ervins, Ricky	5	32	6.4	14	0						
Warren, Terrence	4	67	16.8	21	0						
Thomas, Mark	3	49	16.3	20	0						
Dalman, Chris	3	29	9.7	12	0						
Caldwell, Mike	2	40	20.0	20	0						
Walker, Adam	1	17	17.0	17	0						
<b>49ERS</b>	<b>58</b>	<b>1183</b>	<b>20.4</b>	<b>46</b>	<b>0</b>						
<b>OPPONENTS</b>	<b>82</b>	<b>1857</b>	<b>22.7</b>	<b>71</b>	<b>1</b>						
<b>PUNT RETURNS</b>											
	No	FC	Yds	Avg	LG	TD					
Carter, Dexter	9	7	164	18.2	78t	1					
Taylor, John	11	9	56	5.1	11	0					
Singleton, Nate	5	1	27	5.4	19	0					
Hanks, Merton	1	0	0	0.0	0	0					
Thomas, Chris	1	0	25	25.0	25	0					
<b>49ERS</b>	<b>27</b>	<b>17</b>	<b>272</b>	<b>10.1</b>	<b>78t</b>	<b>1</b>					
<b>OPPONENTS</b>	<b>26</b>	<b>20</b>	<b>292</b>	<b>11.2</b>	<b>74</b>	<b>0</b>					
<b>PUNTING</b>											
	No	Yds	Avg	TB	I-20	LG	Bik				
Thompson, Tommy	57	2312	40.6	5	13	65	0				
<b>49ERS</b>	<b>57</b>	<b>2312</b>	<b>40.6</b>	<b>5</b>	<b>13</b>	<b>65</b>	<b>0</b>				
<b>OPPONENTS</b>	<b>70</b>	<b>2918</b>	<b>41.7</b>	<b>11</b>	<b>19</b>	<b>55</b>	<b>0</b>				
<b>PASSING</b>											
	Att	Comp	Pct	Yds	LG	TD	Int	QB			
Young, Steve	447	299	66.9	3200	57	20	11	92.3			
Grbac, Elvis	183	127	69.4	1469	81t	8	5	80.8			
Conklin, Cary	12	4	33.3	48	28	0	0	46.5			
Rice, Jerry	1	1	100.0	41	41t	1	0	158.3			
Taylor, John	1	1	100.0	21	21	0	0	118.8			
<b>49ERS</b>	<b>644</b>	<b>432</b>	<b>67.1</b>	<b>4779</b>	<b>81t</b>	<b>29</b>	<b>16</b>	<b>93.6</b>			
<b>OPPONENTS</b>	<b>611</b>	<b>330</b>	<b>54.0</b>	<b>3577</b>	<b>53</b>	<b>19</b>	<b>26</b>	<b>64.1</b>			

**1996 (12-4/13-5)**  
**George Seifert, Coach**

W	27	New Orleans (63,970), S-1	11
W	34	St. Louis (63,624), S-8	0
—	—	BYE, S-15	—
L	7	at Carolina (72,224), S-22	23
W	39	Atlanta (62,995), S-29	17
W	28	at St. Louis (61,260), O-6	11
L	20	at Green Bay (60,716), <b>MON</b> /O-14	(OT) 23
W	28	Cincinnati (63,218), O-20	21
W	10	at Houston (53,664), O-27	9
W	24	at New Orleans (53,297), <b>SUN</b> /N-3	17
L	17	Dallas (68,919), N-10	(OT) 20
W	38	Baltimore (51,597), N-17	20
W	19	at Washington (54,235), N-24	(OT) 16
W	34	at Atlanta (46,318), <b>MON</b> /D-2	10
L	24	Carolina (66,291), D-8	30
W	25	at Pittsburgh (59,823), D-15	15
W	24	Detroit (61,921), <b>MON</b> /D-23	14
<b>398</b>			<b>257</b>
<b>NFC WILD CARD - DEC. 29</b> (at San Francisco - 3Com Park)			
W	14	Philadelphia (56,460)	0
<b>NFC PLAYOFF - JAN. 4</b> (at Green Bay - Lambeau Field)			
L	14	Green Bay (60,787)	35

<b>TEAM STATISTICS</b>		<b>49ers</b>	<b>Opp</b>
TOTAL FIRST DOWNS		315	269
By Rushing		108	76
By Passing		188	164
By Penalties		19	29
TOTAL YARDS GAINED		5506	4661
By Rushing		1847	1497
By Passing		3659	3164
TOTAL PLAYS FROM SCRIMMAGE		1046	1021
Rushes		454	418
Average Gain Per Rush		4.1	3.6
NET YARDS PASSING		3659	3164
Passes Attempted		550	558
Passes Completed		358	287
Percent Completed		65.1	51.4
Had Intercepted		16	20
Times Sacked		42	45
Lost Attempting to Pass		200	297
PUNTS		73	88
Total Yardage of Punts		3217	3695
Average Length		44.1	42.0
KICKOFF RETURNS		59	77
Total Yards Returned		1258	1414
Average Length of Return		21.3	18.4
PENALTIES		119	97
Yards Penalized		925	819
FUMBLES		16	29
Own Fumbles Recovered		8	15
Opponents' Fumbles Recovered		14	8
FIELD GOALS		30	26
Field Goals Attempted		34	29
TOTAL POINTS SCORED		398	257
Touchdowns Scored		43	25
Touchdowns Rushing		17	4
Touchdowns Passing		24	21
Touchdown Returns		2	0
Extra Points		40	21
Safeties		4	0
AVG. TIME OF POSSESSION		31:28	28:32

<b>SCORING</b>	<b>TDs</b>	<b>Ru</b>	<b>Pa</b>	<b>Int</b>	<b>Fu</b>	<b>KO</b>	<b>Pu</b>	<b>PAT</b>	<b>FG</b>	<b>S</b>	<b>Pts</b>
Wilkins, Jeff	0	0	0	0	0	0	0	40/40	30/34	0	130
Rice, Jerry	9	1	8	0	0	0	0	0/0	0/0	0	54
Popson, Ted	6	0	6	0	0	0	0	0/0	0/0	0	36
Young, Steve	4	4	0	0	0	0	0	0/0	0/0	0	26
Kirby, Terry	4	3	1	0	0	0	0	0/0	0/0	0	24
Loville, Derek	4	2	2	0	0	0	0	0/0	0/0	0	24
Owens, Terrell	4	0	4	0	0	0	0	0/0	0/0	0	24
Floyd, William	3	2	1	0	0	0	0	0/0	0/0	0	18
Grbac, Elvis	2	2	0	0	0	0	0	0/0	0/0	0	12
Vardell, Tommy	2	2	0	0	0	0	0	0/0	0/0	0	12
Carter, Dexter	1	1	0	0	0	0	0	0/0	0/0	0	6

Rookie Names in Italic

(continued)

<b>SCORING</b>	<b>TDs</b>	<b>Ru</b>	<b>Pa</b>	<b>Int</b>	<b>Fu</b>	<b>KO</b>	<b>Pu</b>	<b>PAT</b>	<b>FG</b>	<b>S</b>	<b>Pts</b>
Doleman, Chris	1	0	0	0	1	0	0	0/0	0/0	0	6
Jones, Brent	1	0	1	0	0	0	0	0/0	0/0	0	6
Pope, Marquez	1	0	0	1	0	0	0	0/0	0/0	0	6
<i>Uwaezuoke, Iheanyi</i>	1	0	1	0	0	0	0	0/0	0/0	0	6
Young, Bryant	0	0	0	0	0	0	0	0/0	0/0	2	4
<b>49ERS</b>	<b>43</b>	<b>17</b>	<b>24</b>	<b>1</b>	<b>1</b>	<b>0</b>	<b>0</b>	<b>40/40</b>	<b>30/34</b>	<b>4*</b>	<b>394</b>
<b>OPPONENTS</b>	<b>25</b>	<b>4</b>	<b>21</b>	<b>0</b>	<b>0</b>	<b>0</b>	<b>0</b>	<b>21/21</b>	<b>26/29</b>	<b>0</b>	<b>257</b>

2-pt conversions: S. Young, Team: 1-3, Opponents: 4-4

\*49ers credited with 2 team safeties

<b>RUSHING</b>	<b>Att</b>	<b>Yds</b>	<b>Avg</b>	<b>LG</b>	<b>TD</b>			
Kirby, Terry	134	559	4.2	31	3			
Young, Steve	52	310	6.0	33	4			
Loville, Derek	70	229	3.3	16	2			
Vardell, Tommy	58	192	3.3	17	2			
Floyd, William	47	186	4.0	12	2			
Lynn, Anthony	24	164	6.8	67	0			
Rice, Jerry	11	77	7.0	38	1			
Carter, Dexter	19	66	3.5	18	1			
Brohm, Jeff	16	43	2.7	22	0			
Grbac, Elvis	23	21	0.9	12	2			
<b>49ERS</b>	<b>454</b>	<b>1847</b>	<b>4.1</b>	<b>67</b>	<b>17</b>			
<b>OPPONENTS</b>	<b>418</b>	<b>1497</b>	<b>3.6</b>	<b>54t</b>	<b>4</b>			
<b>RECEIVING</b>	<b>No</b>	<b>Yds</b>	<b>Avg</b>	<b>LG</b>	<b>TD</b>			
Rice, Jerry	108	1254	11.6	39	8			
Kirby, Terry	52	439	8.4	52	1			
<i>Owens, Terrell</i>	35	520	14.9	46t	4			
Jones, Brent	33	428	13.0	39	1			
Vardell, Tommy	28	179	6.4	22	0			
Popson, Ted	26	301	11.6	39t	6			
Floyd, William	26	197	7.6	24	1			
Stokes, J.J.	18	249	13.8	40	0			
Loville, Derek	16	138	8.6	44t	2			
<i>Uwaezuoke, Iheanyi</i>	7	91	13.0	29t	1			
<i>Manuel, Sean</i>	3	18	6.0	7	0			
Lynn, Anthony	2	14	7.0	8	0			
Caldwell, Mike	2	9	4.5	8	0			
Cooper, Adrian	1	11	11.0	11	0			
Singleton, Nate	1	11	11.0	11	0			
<b>49ERS</b>	<b>358</b>	<b>3859</b>	<b>10.8</b>	<b>52</b>	<b>24</b>			
<b>OPPONENTS</b>	<b>287</b>	<b>3461</b>	<b>12.1</b>	<b>65t</b>	<b>21</b>			
<b>INTERCEPTIONS</b>	<b>No</b>	<b>Yds</b>	<b>Avg</b>	<b>LG</b>	<b>TD</b>			
Pope, Marquez	6	98	16.3	55t	1			
Hanks, Merton	4	7	1.8	8	0			
Dodge, Dedrick	3	27	9.0	26	0			
McDonald, Tim	2	14	7.0	14	0			
Doleman, Chris	2	1	0.5	1	0			
Stubblefield, Dana	1	15	15.0	15	0			
Drakeford, Tyronne	1	11	11.0	11	0			
Israel, Steve	1	3	3.0	3	0			
<b>49ERS</b>	<b>20</b>	<b>176</b>	<b>8.8</b>	<b>55t</b>	<b>1</b>			
<b>OPPONENTS</b>	<b>16</b>	<b>107</b>	<b>6.7</b>	<b>35</b>	<b>0</b>			
<b>KICKOFF RETURNS</b>	<b>No</b>	<b>Yds</b>	<b>Avg</b>	<b>LG</b>	<b>TD</b>			
Carter, Dexter	41	909	22.2	71	0			
Loville, Derek	10	229	22.9	35	0			
<i>Owens, Terrell</i>	3	47	15.7	18	0			
Deese, Derrick	2	20	10.0	12	0			
Kirby, Terry	1	22	22.0	22	0			
<i>Uwaezuoke, Iheanyi</i>	1	21	21.0	21	0			
Singleton, Nate	1	10	10.0	10	0			
<b>49ERS</b>	<b>59</b>	<b>1258</b>	<b>21.3</b>	<b>71</b>	<b>0</b>			
<b>OPPONENTS</b>	<b>77</b>	<b>1414</b>	<b>18.4</b>	<b>58</b>	<b>0</b>			
<b>PUNT RETURNS</b>	<b>No</b>	<b>FC</b>	<b>Yds</b>	<b>Avg</b>	<b>LG</b>	<b>TD</b>		
Carter, Dexter	36	17	317	8.8	52	0		
Singleton, Nate	2	0	32	16.0	21	0		
Kirby, Terry	1	4	3	3.0	3	0		
<b>49ERS</b>	<b>39</b>	<b>21</b>	<b>352</b>	<b>9.0</b>	<b>52</b>	<b>0</b>		
<b>OPPONENTS</b>	<b>36</b>	<b>11</b>	<b>235</b>	<b>6.5</b>	<b>22</b>	<b>0</b>		
<b>PUNTING</b>	<b>No</b>	<b>Yds</b>	<b>Avg</b>	<b>TB</b>	<b>I-20</b>	<b>LG</b>	<b>Blk</b>	
Thompson, Tommy	73	3217	44.1	6	20	65	2	
<b>49ERS</b>	<b>73</b>	<b>3217</b>	<b>42.9</b>	<b>6</b>	<b>20</b>	<b>65</b>	<b>2</b>	
<b>OPPONENTS</b>	<b>88</b>	<b>3695</b>	<b>42.0</b>	<b>11</b>	<b>23</b>	<b>62</b>	<b>0</b>	
<b>PASSING</b>	<b>Att</b>	<b>Comp</b>	<b>Pct</b>	<b>Yds</b>	<b>LG</b>	<b>TD</b>	<b>Int</b>	<b>QB</b>
Young, Steve	316	214	67.7	2410	52	14	6	97.2
Grbac, Elvis	197	122	61.9	1236	40	8	10	72.2
Brohm, Jeff	34	21	61.8	189	49	1	0	86.5
Kirby, Terry	2	1	50.0	24	24t	1	0	133.3
Rice, Jerry	1	0	0.0	0	0	0	0	39.6
<b>49ERS</b>	<b>550</b>	<b>358</b>	<b>65.1</b>	<b>3859</b>	<b>52</b>	<b>24</b>	<b>16</b>	<b>88.0</b>
<b>OPPONENTS</b>	<b>558</b>	<b>287</b>	<b>51.4</b>	<b>3461</b>	<b>65t</b>	<b>21</b>	<b>20</b>	<b>68.4</b>

**1997 (13-3/14-4)**  
**NFC West Champions**  
*Steve Mariucci, Coach*

L	6	at Tampa Bay (62,554), A-31	13
W	15	at St. Louis (64,630), S-7	12
W	33	New Orleans (61,838), S-14	7
W	34	Atlanta (60,404), S-21	7
W	34	at Carolina (70,972), <b>MON/S</b> -29	21
-	-	BYE, 0-5	-
W	30	St. Louis (63,825), 0-12	10
W	35	at Atlanta (53,378), 0-19	28
W	23	at New Orleans (60,443), 0-26	0
W	17	Dallas (68,657), N-2	10
W	24	at Philadelphia (67,133), <b>MON/N</b> -10	12
W	27	Carolina (61,500), N-16	19
W	17	San Diego (61,195), N-23	10
L	9	at Kansas City (77,535), N-30	44
W	28	Minnesota (55,761), D-7	17
W	34	Denver (68,461), <b>MON/D</b> -15	17
L	9	at Seattle (66,253), <b>SUN/D</b> -21	38
<b>375</b>			<b>265</b>
<b>NFC PLAYOFF - JAN. 3</b>			
(at San Francisco - 3Com Park)			
W	38	Minnesota (65,018)- <b>SAT</b>	22
<b>NFC CHAMPIONSHIP - JAN. 11</b>			
(at San Francisco - 3Com Park)			
L	10	Green Bay (68,987)	23

<b>TEAM STATISTICS</b>		<b>49ers</b>	<b>Opp</b>	
TOTAL FIRST DOWNS		294	242	
By Rushing		106	67	
By Passing		167	145	
By Penalties		21	30	
TOTAL YARDS GAINED		5112	4013	
By Rushing		1969	1366	
By Passing		3143	2647	
TOTAL PLAYS FROM SCRIMMAGE		999	949	
Rushes		523	386	
Average Gain Per Rush		3.8	3.5	
NET YARDS PASSING		3143	3164	
Passes Attempted		432	558	
Passes Completed		278	287	
Percent Completed		64.4	50.7	
Had Intercepted		11	25	
Times Sacked		44	54	
Lost Attempting to Pass		289	364	
PUNTS		78	82	
Total Yardage of Punts		3182	3473	
Average Length		40.8	42.4	
KICKOFF RETURNS		50	82	
Total Yards Returned		1133	1746	
Average Length of Return		22.7	21.3	
PENALTIES		115	91	
Yards Penalized		979	742	
FUMBLES		22	24	
Own Fumbles Recovered		13	8	
Opponents' Fumbles Recovered		16	9	
FIELD GOALS		29	16	
Field Goals Attempted		36	20	
TOTAL POINTS SCORED		375	265	
Touchdowns Scored		41	31	
Touchdowns Rushing		16	5	
Touchdowns Passing		20	23	
Touchdown Returns		5	3	
Extra Points		38	29	
Safeties		0	1	
AVG. TIME OF POSSESSION		32:28	27:32	
<b>SCORING</b>	<b>TDs Ru Pa Int Fu KO Pu PAT FG S Pts</b>			
Anderson, Gary	0 0 0 0 0 0 0 0 38/38	29/36	0	125
Kirby, Terry	8 6 1 0 0 1 0 0/0	0/0	0	52
Owens, Terrell	8 0 8 0 0 0 0 0/0	0/0	0	48
Hearst, Garrison	6 4 2 0 0 0 0 0/0	0/0	0	36
Floyd, William	4 3 1 0 0 0 0 0/0	0/0	0	24
Stokes, J.J.	4 0 4 0 0 0 0 0/0	0/0	0	24
Young, Steve	3 3 0 0 0 0 0 0/0	0/0	0	18
Hanks, Merton	2 0 0 1 1 0 0 0/0	0/0	0	12

Rookie Names in *Italic*

(continued)

<b>SCORING</b>	<b>TDs Ru Pa Int Fu KO Pu PAT FG S Pts</b>								
Jones, Brent	2 0 2 0 0 0 0 0/0	0/0	0	12					
Clark, Greg	1 0 1 0 0 0 0 0/0	0/0	0	6					
Greene, Kevin	1 0 0 0 1 0 0 0/0	0/0	0	6					
Levy, Chuck	1 0 0 0 0 0 1 0/0	0/0	0	6					
Rice, Jerry	1 0 1 0 0 0 0 0/0	0/0	0	6					
<b>49ERS</b>	<b>41 16 20 1 2 1 1 38/38</b>	<b>29/36</b>	<b>0</b>	<b>375</b>					
<b>OPPONENTS</b>	<b>31 5 23 2 1 0 0 29/29</b>	<b>16/20</b>	<b>1</b>	<b>265</b>					

2-pt conversions: T. Kirby 2, Team: 2-3, Opponents: 0-2

<b>RUSHING</b>	<b>Att</b>	<b>Yds</b>	<b>Avg</b>	<b>LG</b>	<b>TD</b>
Hearst, Garrison	234	1019	4.4	51	4
Kirby, Terry	125	418	3.3	38	6
Floyd, William	78	231	3.0	22	3
Young, Steve	50	199	4.0	13	3
Levy, Chuck	16	90	5.6	24	0
<i>Edwards, Marc</i>	5	17	3.4	6	0
Brohm, Jeff	4	11	2.8	10	0
<i>Druckenmiller, Jim</i>	10	-6	-0.6	2	0
Rice, Jerry	1	-10	-10.0	-10	0
<b>49ERS</b>	<b>523</b>	<b>1969</b>	<b>3.8</b>	<b>51</b>	<b>16</b>
<b>OPPONENTS</b>	<b>386</b>	<b>1366</b>	<b>3.5</b>	<b>46</b>	<b>5</b>

<b>RECEIVING</b>	<b>No</b>	<b>Yds</b>	<b>Avg</b>	<b>LG</b>	<b>TD</b>
Owens, Terrell	60	936	15.6	56t	8
Stokes, J.J.	58	733	12.6	36	4
Floyd, William	37	321	8.7	44t	1
Jones, Brent	29	383	13.2	33	2
Kirby, Terry	23	279	12.1	82	1
Hearst, Garrison	21	194	9.2	69	2
Uwaezuoke, Iheanyi	14	165	11.8	25	0
Clark, Greg	8	96	12.0	23	1
Rice, Jerry	7	78	11.1	16	1
<i>Edwards, Marc</i>	6	48	8.0	19	0
Fann, Chad	5	78	15.6	21	0
Levy, Chuck	5	68	13.6	30	0
Harris, Mark	5	53	10.6	16	0
<b>49ERS</b>	<b>278</b>	<b>3432</b>	<b>12.4</b>	<b>82</b>	<b>20</b>
<b>OPPONENTS</b>	<b>258</b>	<b>3011</b>	<b>11.7</b>	<b>69</b>	<b>23</b>

<b>INTERCEPTIONS</b>	<b>No</b>	<b>Yds</b>	<b>Avg</b>	<b>LG</b>	<b>TD</b>
Hanks, Merton	6	103	17.2	55t	1
Drakeford, Tyrone	5	15	3.0	15	0
Woodson, Rod	3	81	27.0	41	0
Walker, Darnell	3	49	16.3	28	0
McDonald, Tim	3	34	11.3	17	0
Woodall, Lee	2	55	27.5	55	0
<i>Bronson, Zack</i>	1	22	22.0	22	0
Pope, Marquez	1	7	7.0	7	0
Maxie, Brett	1	0	0.0	0	0
<b>49ERS</b>	<b>25</b>	<b>366</b>	<b>14.6</b>	<b>55t</b>	<b>1</b>
<b>OPPONENTS</b>	<b>11</b>	<b>169</b>	<b>15.4</b>	<b>75t</b>	<b>2</b>

<b>KICKOFF RETURNS</b>	<b>No</b>	<b>Yds</b>	<b>Avg</b>	<b>LG</b>	<b>TD</b>
Levy, Chuck	36	793	22.0	59	0
Uwaezuoke, Iheanyi	6	131	21.8	25	0
Kirby, Terry	3	124	41.3	101t	1
Owens, Terrell	2	31	15.5	23	0
<i>Edwards, Marc</i>	1	30	30.0	30	0
Drakeford, Tyrone	1	24	24.0	24	0
Fann, Chad	1	0	0.0	0	0
<b>49ERS</b>	<b>50</b>	<b>1133</b>	<b>22.7</b>	<b>101t</b>	<b>1</b>
<b>OPPONENTS</b>	<b>82</b>	<b>1746</b>	<b>21.3</b>	<b>61</b>	<b>0</b>

<b>PUNT RETURNS</b>	<b>No</b>	<b>FC</b>	<b>Yds</b>	<b>Avg</b>	<b>LG</b>	<b>TD</b>
Uwaezuoke, Iheanyi	34	14	373	11.0	36	0
Levy, Chuck	6	2	109	18.2	73t	1
Woodson, Rod	1	0	0	0.0	0	0
<b>49ERS</b>	<b>41</b>	<b>16</b>	<b>482</b>	<b>11.8</b>	<b>73t</b>	<b>1</b>
<b>OPPONENTS</b>	<b>41</b>	<b>9</b>	<b>307</b>	<b>7.5</b>	<b>37</b>	<b>0</b>

<b>PUNTING</b>	<b>No</b>	<b>Yds</b>	<b>Avg</b>	<b>TB</b>	<b>I-20</b>	<b>LG</b>	<b>Blk</b>
Thompson, Tommy	78	3182	40.8	7	22	55	1
<b>49ERS</b>	<b>78</b>	<b>3182</b>	<b>40.3</b>	<b>7</b>	<b>22</b>	<b>55</b>	<b>1</b>
<b>OPPONENTS</b>	<b>83</b>	<b>3473</b>	<b>41.9</b>	<b>11</b>	<b>25</b>	<b>59</b>	<b>1</b>

<b>PASSING</b>	<b>Att</b>	<b>Comp</b>	<b>Pct</b>	<b>Yds</b>	<b>LG</b>	<b>TD</b>	<b>Int</b>	<b>QB</b>
Young, Steve	356	241	67.7	3029	82	19	6	104.7
<i>Druckenmiller, Jim</i>	52	21	40.4	239	33	1	4	29.2
Brohm, Jeff	24	16	66.7	164	21	0	1	68.7
<b>49ERS</b>	<b>432</b>	<b>278</b>	<b>64.4</b>	<b>3432</b>	<b>82</b>	<b>20</b>	<b>11</b>	<b>93.6</b>
<b>OPPONENTS</b>	<b>509</b>	<b>258</b>	<b>50.7</b>	<b>3011</b>	<b>69</b>	<b>23</b>	<b>25</b>	<b>63.6</b>



**1998 (12-4/13-5)**  
**Steve Mariucci, Coach**

W	36	New York Jets (64,419), S-6	(OT) 30
W	45	at Washington (76,798), <b>MON/S-14</b>	10
-	-	BYE, S-20	-
W	31	Atlanta (62,296), S-27	20
L	21	at Buffalo (76,615), O-4	26
W	31	at New Orleans (62,811), O-11	0
W	34	Indianapolis (68,486), O-18	31
W	28	at St. Louis (58,563), O-25	10
L	22	at Green Bay (59,794), N-1	36
W	25	Carolina (68,572), N-8	23
L	19	at Atlanta (69,828), N-15	31
W	31	New Orleans (68,429), <b>SUN/N-22</b>	20
W	31	New York Giants (68,212), <b>MON/N-30</b>	7
W	31	at Carolina (63,332), D-6	(OT) 28
W	35	Detroit (68,585), <b>MON/D-14</b>	13
L	21	at New England (59,153), D-20	24
W	38	St. Louis (68,386), D-27	19
<b>479</b>			<b>328</b>
<b>NFC WILD CARD - JAN. 3</b>			
(at San Francisco - 3Com Park)			
W	30	Green Bay (66,506)	27
<b>NFC PLAYOFF- JAN. 9</b>			
(at Atlanta - Georgia Dome)			
L	18	Atlanta (70,262)- <b>SAT</b>	20

TEAM STATISTICS		49ers	Opp
TOTAL FIRST DOWNS		381	297
By Rushing		129	91
By Passing		223	178
By Penalties		29	28
TOTAL YARDS GAINED		6800	5343
By Rushing		2544	1610
By Passing		4256	3733
TOTAL PLAYS FROM SCRIMMAGE		1100	1012
Rushes		491	395
Average Gain Per Rush		5.2	4.1
NET YARDS PASSING		4256	3733
Passes Attempted		556	566
Passes Completed		347	294
Percent Completed		62.4	51.9
Had Intercepted		15	21
Times Sacked		53	51
Lost Attempting to Pass		254	259
PUNTS		69	83
Total Yardage of Punts		2835	3492
Average Length		41.1	42.1
KICKOFF RETURNS		59	67
Total Yards Returned		1108	1296
Average Length of Return		18.8	19.3
PENALTIES		133	101
Yards Penalized		1156	800
FUMBLES		22	24
Own Fumbles Recovered		7	12
Opponents' Fumbles Recovered		12	15
FIELD GOALS		18	19
Field Goals Attempted		27	32
TOTAL POINTS SCORED		479	328
Touchdowns Scored		61	39
Touchdowns Rushing		19	13
Touchdowns Passing		41	25
Touchdown Returns		1	1
Extra Points		49	35
Safeties		0	1
AVG. TIME OF POSSESSION		31:52	28:08

SCORING	TDs	Ru	Pa	Int	Fu	KO	Pu	PAT	FG	S	Pts
Richey, Wade	0	0	0	0	0	0	0	49/51	18/27	0	103
Owens, Terrell	15	1	14	0	0	0	0	0/0	0/0	0	92
Rice, Jerry	9	0	9	0	0	0	0	0/0	0/0	0	58
Hearst, Garrison	9	7	2	0	0	0	0	0/0	0/0	0	56
Stokes, J.J.	8	0	8	0	0	0	0	0/0	0/0	0	48
Young, Steve	6	6	0	0	0	0	0	0/0	0/0	0	36
Smith, Irv	5	0	5	0	0	0	0	0/0	0/0	0	30
Edwards, Marc	3	1	2	0	0	0	0	0/0	0/0	0	18
Kirby, Terry	3	3	0	0	0	0	0	0/0	0/0	0	18

Rookie Names in Italic

(continued)

SCORING	TDs	Ru	Pa	Int	Fu	KO	Pu	PAT	FG	S	Pts
Clark, Greg	1	0	1	0	0	0	0	0/0	0/0	0	8
Levy, Chuck	1	1	0	0	0	0	0	0/0	0/0	0	6
McQuarters, R.W.	1	0	0	0	0	0	1	0/0	0/0	0	6
<b>49ERS</b>	<b>61</b>	<b>19</b>	<b>41</b>	<b>0</b>	<b>0</b>	<b>0</b>	<b>1</b>	<b>49/51</b>	<b>18/27</b>	<b>0</b>	<b>479</b>
<b>OPPONENTS</b>	<b>39</b>	<b>13</b>	<b>25</b>	<b>0</b>	<b>1</b>	<b>0</b>	<b>0</b>	<b>35/38</b>	<b>19/32</b>	<b>1</b>	<b>328</b>
2-pt conversions: J. Rice 2, G. Clark, G. Hearst, T. Owens, Team: 5-9, Opponents: 0-1											
RUSHING	Att	Yds	Avg	Lg	TD						
Hearst, Garrison	310	1570	5.1	96t	7						
Young, Steve	70	454	6.5	24	6						
Kirby, Terry	48	258	5.4	31t	3						
Levy, Chuck	25	112	4.5	21t	1						
Edwards, Marc	22	94	4.3	32	1						
Owens, Terrell	4	53	13.3	21t	1						
Detmer, Ty	8	7	0.9	10	0						
Roby, Reggie	1	0	0.0	0	0						
Druckemiller, Jim	3	-4	-1.3	-1	0						
<b>49ERS</b>	<b>491</b>	<b>2544</b>	<b>5.2</b>	<b>96t</b>	<b>19</b>						
<b>OPPONENTS</b>	<b>395</b>	<b>1610</b>	<b>4.1</b>	<b>65t</b>	<b>13</b>						
RECEIVING	No	Yds	Avg	LG	TD						
Rice, Jerry	82	1157	14.1	75t	9						
Owens, Terrell	67	1097	16.4	79t	14						
Stokes, J.J.	63	770	12.2	33t	8						
Hearst, Garrison	39	535	13.7	81t	2						
Smith, Irv	25	266	10.6	25t	5						
Edwards, Marc	22	218	9.9	47t	2						
Kirby, Terry	16	134	8.4	25	0						
Levy, Chuck	15	64	4.3	13	0						
Clark, Greg	12	124	10.3	23	1						
Uwaezuoke, Iheanyi	3	67	22.3	35	0						
Harris, Mark	2	67	33.5	42	0						
Beasley, Fred	1	11	11.0	11	0						
<b>49ERS</b>	<b>347</b>	<b>4510</b>	<b>13.0</b>	<b>81t</b>	<b>41</b>						
<b>OPPONENTS</b>	<b>294</b>	<b>3992</b>	<b>13.6</b>	<b>80t</b>	<b>25</b>						
INTERCEPTIONS	No	Yds	Avg	LG	TD						
Walker, Darnell	4	78	19.5	36	0						
Hanks, Merton	4	37	9.3	37	0						
Bronson, Zack	4	34	8.5	28	0						
McDonald, Tim	4	22	5.5	18	0						
Tubbs, Winfred	1	7	7.0	7	0						
Woodall, Lee	1	4	4.0	4	0						
Langham, Antonio	1	0	0.0	0	0						
Pope, Marquez	1	0	0.0	0	0						
Barker, Roy	1	-4	-4.0	-4	0						
<b>49ERS</b>	<b>21</b>	<b>178</b>	<b>8.5</b>	<b>37</b>	<b>0</b>						
<b>OPPONENTS</b>	<b>15</b>	<b>304</b>	<b>20.3</b>	<b>43</b>	<b>0</b>						
KICKOFF RETURNS	No	Yds	Avg	LG	TD						
Levy, Chuck	22	383	17.4	30	0						
Kirby, Terry	17	340	20.0	33	0						
McQuarters, R.W.	17	339	19.9	45	0						
Smith, Irv	2	35	17.5	23	0						
Richie, David	1	11	11.0	11	0						
<b>49ERS</b>	<b>59</b>	<b>1108</b>	<b>18.8</b>	<b>45</b>	<b>0</b>						
<b>OPPONENTS</b>	<b>67</b>	<b>1296</b>	<b>19.3</b>	<b>47</b>	<b>0</b>						
PUNT RETURNS	No	FC	Yds	Avg	LG	TD					
McQuarters, R.W.	47	10	406	8.6	72t	1					
<b>49ERS</b>	<b>47</b>	<b>10</b>	<b>406</b>	<b>8.6</b>	<b>72t</b>	<b>1</b>					
<b>OPPONENTS</b>	<b>36</b>	<b>15</b>	<b>341</b>	<b>9.5</b>	<b>53</b>	<b>0</b>					
PUNTING	No	Yds	Avg	TB	I-20	LG	Bik				
Roby, Reggie	60	2511	41.9	6	14	66	0				
Howard, Ed	9	324	36.0	1	2	45	0				
<b>49ERS</b>	<b>69</b>	<b>2835</b>	<b>41.1</b>	<b>7</b>	<b>16</b>	<b>66</b>	<b>0</b>				
<b>OPPONENTS</b>	<b>83</b>	<b>3492</b>	<b>42.1</b>	<b>8</b>	<b>20</b>	<b>64</b>	<b>0</b>				
PASSING	Att	Comp	Pct	Yds	LG	TD	Int	QB			
Young, Steve	517	322	62.3	4170	81t	36	12	101.1			
Detmer, Ty	38	24	63.2	312	36t	4	3	91.1			
Kirby, Terry	1	1	100.0	28	28t	1	0	158.3			
<b>49ERS</b>	<b>556</b>	<b>347</b>	<b>62.4</b>	<b>4510</b>	<b>81t</b>	<b>41</b>	<b>15</b>	<b>101.2</b>			
<b>OPPONENTS</b>	<b>566</b>	<b>294</b>	<b>51.9</b>	<b>3992</b>	<b>80t</b>	<b>25</b>	<b>21</b>	<b>74.0</b>			

1999 (4-12)

Steve Mariucci, Coach

L	3	at Jacksonville (68,678), S-12	41
W	28	New Orleans (67,685), S-19	21
W	24	at Arizona (71,200), MON/S-27	10
W	24	Tennessee (67,447), O-3	22
L	20	at St. Louis (65,872), O-10	42
L	29	Carolina (68,151), O-17	31
L	16	at Minnesota (64,109), O-24	40
-	-	BYE, O-31	
L	6	Pittsburgh (68,657), N-7	27
L	6	at New Orleans (52,198), N-14	24
L	7	St. Louis (68,193), N-21	23
L	3	Green Bay (68,304), MON/N-29	20
L	30	at Cincinnati (53,463), D-5	44
W	26	Atlanta (67,465), D-12	7
L	24	at Carolina (62,373), D-18	41
L	20	Washington (68,329), SUN/D-26 (OT)	26
L	29	at Atlanta (57,980), MON/J-3	34
<b>295</b>			<b>453</b>

TEAM STATISTICS

	49ers	Opp
TOTAL FIRST DOWNS	300	315
By Rushing	102	91
By Passing	172	192
By Penalties	26	32
TOTAL YARDS GAINED	5380	5687
By Rushing	2085	1619
By Passing	3295	4068
TOTAL PLAYS FROM SCRIMMAGE	1012	979
Rushes	419	426
Average Gain Per Rush	5.0	3.8
NET YARDS PASSING	3295	4068
Passes Attempted	560	521
Passes Completed	324	317
Percent Completed	57.9	60.8
Had Intercepted	19	13
Times Sacked	34	32
Lost Attempting to Pass	241	227
PUNTS	73	69
Total Yardage of Punts	2883	2712
Average Length	39.5	39.3
KICKOFF RETURNS	77	47
Total Yards Returned	1579	1093
Average Length of Return	20.5	23.3
PENALTIES	120	96
Yards Penalized	1045	760
FUMBLES	29	18
Own Fumbles Recovered	16	11
Opponents' Fumbles Recovered	7	13
FIELD GOALS	21	27
Field Goals Attempted	23	32
TOTAL POINTS SCORED	295	453
Touchdowns Scored	33	53
Touchdowns Rushing	14	11
Touchdowns Passing	14	36
Touchdown Returns	5	6
Extra Points	30	50
Safeties	1	1
AVG. TIME OF POSSESSION	30:17	29:43

SCORING	TDs	Ru	Pa	Int	Fu	KO	Pu	PAT	FG	S	Pts
Richey, Wade	0	0	0	0	0	0	0	30/31	21/23	0	93
Garner, Charlie	6	4	2	0	0	0	0	0/0	0/0	0	36
Rice, Jerry	5	0	5	0	0	0	0	0/0	0/0	0	30
Beasley, Fred	4	4	0	0	0	0	0	0/0	0/0	0	24
Owens, Terrell	4	0	4	0	0	0	0	0/0	0/0	0	24
Stokes, J.J.	3	0	3	0	0	0	0	0/0	0/0	0	20
Garcia, Jeff	2	2	0	0	0	0	0	0/0	0/0	0	12
Phillips, Lawrence	2	2	0	0	0	0	0	0/0	0/0	0	12
Walker, Darnell	2	0	0	1	1	0	0	0/0	0/0	0	12
Bryant, Junior	1	0	0	0	1	0	0	0/0	0/0	0	6
Jervey, Travis	1	1	0	0	0	0	0	0/0	0/0	0	6
McMillian, Mark	1	0	0	0	1	0	0	0/0	0/0	0	6
Schulters, Lance	1	0	0	1	0	0	0	0/0	0/0	0	6
Vardell, Tommy	1	1	0	0	0	0	0	0/0	0/0	0	6

Rookie Names in Italic

(continued)

SCORING	TDs	Ru	Pa	Int	Fu	KO	Pu	PAT	FG	S	Pts
Young, Bryant	0	0	0	0	0	0	0	0/0	0/0	1	2
49ERS	33	14	14	2	3	0	0	30/31	21/23	1	295
OPPONENTS	53	11	36	2	1	1	2	50/50	27/32	1	453
2-pt conversions: J.J. Stokes, Team: 1-2, Opponents: 1-2											
RUSHING	Att	Yds	Avg	LG	TD						
Garner, Charlie	241	1229	5.1	53	4						
Beasley, Fred	58	276	4.8	44t	4						
Garcia, Jeff	45	231	5.1	25	2						
Phillips, Lawrence	30	144	4.8	68t	2						
Jackson, Terry	15	75	5.0	11	1						
Young, Steve	11	57	5.2	14	0						
Jervey, Travis	6	49	8.2	33	1						
Stenstrom, Steve	3	15	5.0	8	0						
Rice, Jerry	2	13	6.5	11	0						
Vardell, Tommy	6	6	1.0	5	0						
Stanley, Chad	1	0	0.0	0	0						
49ERS	418	2095	5.0	68t	14						
OPPONENTS	426	1619	3.8	52	11						
RECEIVING	No	Yds	Avg	LG	TD						
Rice, Jerry	67	830	12.4	62	5						
Owens, Terrell	60	754	12.6	36	4						
Garner, Charlie	56	535	9.6	53	2						
Stokes, J.J.	34	429	12.6	47	3						
Clark, Greg	34	347	10.2	24	0						
Beasley, Fred	32	282	8.8	24	0						
Phillips, Lawrence	15	152	10.1	47	0						
Vardell, Tommy	7	36	5.1	11	0						
Harris, Mark	6	66	11.0	33	0						
Cline, Tony	4	45	11.3	30	0						
Jackson, Terry	3	6	2.0	4	0						
Streets, Tai	2	25	12.5	14	0						
Fann, Chad	2	8	4.0	6	0						
Stenstrom, Steve	1	9	9.0	9	0						
Jervey, Travis	1	2	2.0	2	0						
49ERS	324	3526	10.9	62	14						
OPPONENTS	317	4295	13.6	80t	36						
INTERCEPTIONS	No	Yds	Avg	LG	TD						
Schulters, Lance	6	127	21.2	64t	1						
McDonald, Tim	2	18	9.0	18	0						
Walker, Darnell	1	27	27.0	27t	1						
McQuarters, R.W.	1	25	25.0	25	0						
Tubbs, Winfred	1	8	8.0	8	0						
McDonald, Ramos	1	4	4.0	4	0						
McMillian, Mark	1	0	0.0	0	0						
49ERS	13	209	16.1	64t	2						
OPPONENTS	19	286	15.1	93t	2						
KICKOFF RETURNS	No	Yds	Avg	LG	TD						
McQuarters, R.W.	26	568	21.9	37	0						
Phillips, Lawrence	19	415	21.8	75	0						
Preston, Roell	16	292	18.3	58	0						
Jervey, Travis	8	191	23.9	48	0						
Prioleau, Pierson	3	73	24.3	32	0						
Harris, Mark	2	26	13.0	15	0						
Peterson, Anthony	2	10	5.0	10	0						
Lynch, Ben	1	4	4.0	4	0						
49ERS	77	1579	20.5	75	0						
OPPONENTS	47	1093	23.3	97t	1						
PUNT RETURNS	No	FC	Yds	Avg	LG	TD					
McQuarters, R.W.	18	3	90	5.0	32	0					
Preston, Roell	3	8	6	2.0	6	0					
Harris, Mark	4	2	8	2.0	5	0					
Givens, Reggie	1	0	0	0.0	0	0					
49ERS	26	13	104	4.0	32	0					
OPPONENTS	33	11	399	12.1	70t	2					
PUNTING	No	Yds	Avg	TB	I-20	LG	Blk				
Stanley, Chad	69	2737	39.7	9	20	70	2				
Richey, Wade	4	146	36.5	0	1	45	0				
49ERS	73	2883	38.4	9	21	66	0				
OPPONENTS	69	2714	39.3	10	24	75	0				
PASSING	Att	Comp	Pct	Yds	LG	TD	Int	QB			
Garcia, Jeff	375	225	60.0	2544	62	11	11	77.9			
Stenstrom, Steve	100	54	54.0	536	32	0	4	52.8			
Young, Steve	84	45	53.6	446	53	3	4	60.9			
Rice, Jerry	1	0	0.0	0	0	0	0	39.6			
49ERS	560	324	57.9	3526	62	14	19	70.7			
OPPONENTS	521	317	60.8	4295	80t	36	13	99.8			

2000 (6-10)

Steve Mariucci, Coach

L	28	at Atlanta (54,626), S-3	36
L	22	Carolina (66,879), S-10	38
L	24	at St. Louis (65,945), S-17	41
W	41	at Dallas (64,127), S-24	24
W	27	Arizona (66,985), 0-1	20
L	28	Oakland (68,344), 0-8	(OT) 34
L	28	at Green Bay (59,870), 0-15	31
L	16	at Carolina (73,169), 0-22	34
L	24	St. Louis (68,109), 0-29	34
L	15	at New Orleans (64,900), N-5	31
W	21	Kansas City (68,002), N-12	7
W	16	Atlanta (67,447), N-19	6
-	-	BYE, N-26	-
W	45	at San Diego (57,255), D-3	17
L	27	New Orleans (67,892), D-10	31
W	17	Chicago (68,306), D-17	0
L	9	at Denver (76,098), D-23	38
<b>388</b>			<b>422</b>

TEAM STATISTICS	49ers	Opp
TOTAL FIRST DOWNS	334	347
By Rushing	98	110
By Passing	211	194
By Penalties	25	43
TOTAL YARDS GAINED	6040	5709
By Rushing	1801	1794
By Passing	4239	3915
TOTAL PLAYS FROM SCRIMMAGE	1024	1031
Rushes	416	435
Average Gain Per Rush	4.3	4.1
NET YARDS PASSING	4239	3915
Passes Attempted	583	558
Passes Completed	366	320
Percent Completed	62.8	57.4
Had Intercepted	10	13
Times Sacked	25	38
Lost Attempting to Pass	161	270
PUNTS	70	65
Total Yardage of Punts	2727	2773
Average Length	39.0	42.7
KICKOFF RETURNS	68	63
Total Yards Returned	1299	1358
Average Length of Return	19.1	21.6
PENALTIES	134	102
Yards Penalized	1135	857
FUMBLES	22	19
Own Fumbles Recovered	13	8
Opponents' Fumbles Recovered	11	9
FIELD GOALS	15	26
Field Goals Attempted	22	31
TOTAL POINTS SCORED	388	422
Touchdowns Scored	49	49
Touchdowns Rushing	15	22
Touchdowns Passing	32	25
Touchdown Returns	2	2
Extra Points	43	46
Safeties	0	0
AVG. TIME OF POSSESSION	29:38	30:22

SCORING	TDs	Ru	Pa	Int	Fu	KO	Pu	PAT	FG	S	Pts
Richey, Wade	0	0	0	0	0	0	0	43/45	15/22	0	88
Owens, Terrell	13	0	13	0	0	0	0	0/0	0/0	0	80
Garner, Charlie	10	7	3	0	0	0	0	0/0	0/0	0	60
Rice, Jerry	7	0	7	0	0	0	0	0/0	0/0	0	42
Beasley, Fred	6	3	3	0	0	0	0	0/0	0/0	0	36
Garcia, Jeff	4	4	0	0	0	0	0	0/0	0/0	0	24
Stokes, J.J.	3	0	3	0	0	0	0	0/0	0/0	0	20
Jackson, Terry	2	1	1	0	0	0	0	0/0	0/0	0	14
Clark, Greg	2	0	2	0	0	0	0	0/0	0/0	0	12
Montgomery, M.	1	0	0	1	0	0	0	0/0	0/0	0	6
Webster, Jason	1	0	0	1	0	0	0	0/0	0/0	0	6
<b>49ERS</b>	<b>49</b>	<b>15</b>	<b>32</b>	<b>2</b>	<b>0</b>	<b>0</b>	<b>0</b>	<b>43/45</b>	<b>15/22</b>	<b>0</b>	<b>388</b>
<b>OPPONENTS</b>	<b>49</b>	<b>22</b>	<b>25</b>	<b>2</b>	<b>0</b>	<b>0</b>	<b>0</b>	<b>46/46</b>	<b>26/31</b>	<b>0</b>	<b>422</b>

2-pt conversions: T. Jackson, T. Owens, J.J. Stokes  
 Team: 3-4, Opponents: 2-2

Rookie Names in *Italic*

RUSHING	Att	Yds	Avg	LG	TD
Garner, Charlie	258	1142	4.4	42	7
Garcia, Jeff	72	414	5.8	33	4
Beasley, Fred	50	147	2.9	9	3
Smith, Paul	18	72	4.0	14	0
Owens, Terrell	3	11	3.7	5	0
Jackson, Terry	5	6	1.2	3	1
Lewis, Jonas	1	6	6.0	6	0
Stokes, J.J.	1	6	6.0	6	0
Jervey, Travis	1	0	0.0	0	0
Mirer, Rick	3	0	0.0	3	0
Streets, Tai	1	0	0.0	0	0
Rattay, Tim	2	-1	-0.5	0	0
Rice, Jerry	1	-2	-2.0	-2	0
<b>49ERS</b>	<b>416</b>	<b>1801</b>	<b>4.3</b>	<b>42</b>	<b>15</b>
<b>OPPONENTS</b>	<b>435</b>	<b>1794</b>	<b>4.1</b>	<b>31</b>	<b>22</b>

RECEIVING	No	Yds	Avg	LG	TD
Owens, Terrell	97	1451	15.0	69t	13
Rice, Jerry	75	805	10.7	68t	7
Garner, Charlie	68	647	9.5	62	3
Clark, Greg	38	342	9.0	34	2
Beasley, Fred	31	233	7.5	34	3
Stokes, J.J.	30	524	17.5	53	3
Streets, Tai	19	287	15.1	39	0
Jackson, Terry	5	48	9.6	16	1
Smith, Paul	2	55	27.5	47	0
Swift, Justin	1	8	8.0	8	0
<b>49ERS</b>	<b>366</b>	<b>4400</b>	<b>12.0</b>	<b>69t</b>	<b>32</b>
<b>OPPONENTS</b>	<b>320</b>	<b>4185</b>	<b>13.1</b>	<b>78t</b>	<b>25</b>

INTERCEPTIONS	No	Yds	Avg	LG	TD
Bronson, Zack	3	75	25.0	43	0
Montgomery, Monty	3	68	22.7	46t	1
Webster, Jason	2	78	39.0	70t	1
Peterson, Julian	2	33	16.5	31	0
Prigoleau, Pierson	1	13	13.0	13	0
Tubbs, Winfred	1	11	11.0	11	0
Keith, John	1	0	0.0	0	0
<b>49ERS</b>	<b>13</b>	<b>278</b>	<b>21.4</b>	<b>70t</b>	<b>2</b>
<b>OPPONENTS</b>	<b>10</b>	<b>94</b>	<b>9.4</b>	<b>36t</b>	<b>2</b>

KICKOFF RETURNS	No	Yds	Avg	LG	TD
Williams, Kevin	30	536	17.9	33	0
Lewis, Jonas	9	168	18.7	26	0
Smith, Paul	9	167	18.6	28	0
Jervey, Travis	8	209	26.1	68	0
Streets, Tai	8	180	22.5	37	0
Jackson, Terry	1	9	9.0	19	0
Milem, John	1	13	13.0	13	0
Okefor, Chike	1	17	17.0	17	0
Plummer, Ahmed	1	0	0.0	0	0
<b>49ERS</b>	<b>68</b>	<b>1299</b>	<b>19.1</b>	<b>68</b>	<b>0</b>
<b>OPPONENTS</b>	<b>63</b>	<b>1358</b>	<b>21.6</b>	<b>57</b>	<b>0</b>

PUNT RETURNS	No	FC	Yds	Avg	LG	TD
Williams, Kevin	26	13	220	8.5	25	0
<b>49ERS</b>	<b>26</b>	<b>13</b>	<b>220</b>	<b>8.5</b>	<b>25</b>	<b>0</b>
<b>OPPONENTS</b>	<b>32</b>	<b>20</b>	<b>332</b>	<b>10.4</b>	<b>47</b>	<b>0</b>

PUNTING	No	Yds	Avg	TB	I-20	LG	Blk
Stanley, Chad	69	2727	39.5	7	15	56	1
<b>49ERS</b>	<b>70</b>	<b>2727</b>	<b>39.0</b>	<b>7</b>	<b>15</b>	<b>56</b>	<b>1</b>
<b>OPPONENTS</b>	<b>65</b>	<b>2773</b>	<b>42.7</b>	<b>10</b>	<b>16</b>	<b>66</b>	<b>0</b>

PASSING	Att	Comp	Pct	Yds	LG	TD	Int	QB
Garcia, Jeff	561	355	63.3	4278	69t	31	10	97.6
Mirer, Rick	20	10	50.0	126	26	1	0	86.7
Rattay, Tim	1	1	100.0	-4	-4	0	0	79.2
Rice, Jerry	1	0	0.0	0	0	0	0	39.6
<b>49ERS</b>	<b>583</b>	<b>366</b>	<b>62.8</b>	<b>4400</b>	<b>69t</b>	<b>32</b>	<b>10</b>	<b>97.0</b>
<b>OPPONENTS</b>	<b>558</b>	<b>320</b>	<b>57.4</b>	<b>4185</b>	<b>78t</b>	<b>25</b>	<b>13</b>	<b>86.4</b>

**2001 (12-4/12-5)**  
**Steve Mariucci, Coach**

W	16	Atlanta (65,989), S-9	(OT) 13
L	26	St. Louis (67,536), S-23	30
W	19	at New York Jets (78,722), MON/O-1	17
W	24	Carolina (66,944), SUN/O-7	14
W	37	at Atlanta (48,100), O-14	(OT) 31
-	-	BYE, O-21	-
L	31	at Chicago (66,944), O-28	(OT) 37
W	21	Detroit (67,605), N-4	13
W	28	New Orleans (68,083), N-11	27
W	25	at Carolina (72,665), N-18	(OT) 22
W	40	at Indianapolis (56,393), N-25	21
W	35	Buffalo (67,252), SUN/D-2	0
L	14	at St. Louis (66,218), D-9	27
W	21	Miami (68,223), D-16	0
W	13	Philadelphia (68,124), D-22	3
L	21	at Dallas (64,366), D-30	27
W	38	at New Orleans (70,020), J-6	0
<b>409</b>			<b>282</b>
<b>NFC WILD CARD - JAN. 13</b> (at Green Bay - Lambeau Field)			
L	15	at Green Bay (59,825)	25

**TEAM STATISTICS**

	<b>49ers</b>	<b>Opp</b>
TOTAL FIRST DOWNS	328	289
By Rushing	121	89
By Passing	184	179
By Penalties	23	21
TOTAL YARDS GAINED	5689	4954
By Rushing	2244	1571
By Passing	3445	3383
TOTAL PLAYS FROM SCRIMMAGE	1041	988
Rushes	509	389
Average Gain Per Rush	4.3	4.1
NET YARDS PASSING	3445	3383
Passes Attempted	506	567
Passes Completed	318	332
Percent Completed	62.8	58.6
Had Intercepted	12	24
Times Sacked	26	32
Lost Attempting to Pass	114	220
PUNTS	69	72
Total Yardage of Punts	2813	2981
Average Length	40.8	41.4
KICKOFF RETURNS	61	68
Total Yards Returned	1336	1408
Average Length of Return	21.9	20.7
PENALTIES	82	95
Yards Penalized	669	812
FUMBLES	19	24
Own Fumbles Recovered	12	14
Opponents' Fumbles Recovered	10	7
FIELD GOALS	18	23
Field Goals Attempted	25	27
TOTAL POINTS SCORED	409	282
Touchdowns Scored	51	30
Touchdowns Rushing	16	9
Touchdowns Passing	32	18
Touchdown Returns	3	3
Extra Points	47	23
Safeties	0	1
AVG. TIME OF POSSESSION	31:49	28:11

**SCORING**

	TDs	Ru	Pa	Int	Fu	KO	Pu	PAT	FG	S	Pts
Cortez, Jose	0	0	0	0	0	0	0	47/47	18/25	0	101
Owens, Terrell	16	0	16	0	0	0	0	0/0	0/0	0	96
Stokes, J.J.	7	0	7	0	0	0	0	0/0	0/0	0	42
<i>Barlow, Kevan</i>	5	4	1	0	0	0	0	0/0	0/0	0	30
Garcia, Jeff	5	5	0	0	0	0	0	0/0	0/0	0	30
Hearst, Garrison	5	4	1	0	0	0	0	0/0	0/0	0	30
<i>Johnson, Eric</i>	3	0	3	0	0	0	0	0/0	0/0	0	20
Jackson, Terry	3	1	2	0	0	0	0	0/0	0/0	0	18
Bronson, Zack	2	0	0	2	0	0	0	0/0	0/0	0	12

Rookie Names in Italic

(continued)

**SCORING**

	TDs	Ru	Pa	Int	Fu	KO	Pu	PAT	FG	S	Pts
Beasley, Fred	1	1	0	0	0	0	0	0/0	0/0	0	6
Peterson, Julian	1	0	0	0	1	0	0	0/0	0/0	0	6
Smith, Paul	1	1	0	0	0	0	0	0/0	0/0	0	6
Streets, Tai	1	0	1	0	0	0	0	0/0	0/0	0	6
Swift, Justin	1	0	1	0	0	0	0	0/0	0/0	0	6
<b>49ERS</b>	<b>51</b>	<b>16</b>	<b>32</b>	<b>2</b>	<b>1</b>	<b>0</b>	<b>0</b>	<b>47/47</b>	<b>18/25</b>	<b>0</b>	<b>409</b>
<b>OPPONENTS</b>	<b>30</b>	<b>9</b>	<b>18</b>	<b>3</b>	<b>0</b>	<b>0</b>	<b>0</b>	<b>23/23</b>	<b>23/27</b>	<b>1</b>	<b>282</b>

2-pt conversions: E. Johnson Team: 1-3, Opponents: 4-6

**RUSHING**

	Att	Yds	Avg	LG	TD
Hearst, Garrison	252	1206	4.8	43t	4
<i>Barlow, Kevan</i>	125	512	4.1	25	4
Garcia, Jeff	72	254	3.5	25	5
Jackson, Terry	22	138	6.3	15	1
Beasley, Fred	23	73	3.2	16	1
Smith, Paul	4	27	6.8	13t	1
Owens, Terrell	4	21	5.3	12	0
<i>Sutherland, Vinny</i>	1	16	16.0	16	0
<i>Baker, Jason</i>	1	0	0.0	0	0
Rattay, Tim	5	-3	-0.6	1	0
<b>49ERS</b>	<b>509</b>	<b>2244</b>	<b>4.4</b>	<b>43t</b>	<b>16</b>
<b>OPPONENTS</b>	<b>389</b>	<b>1571</b>	<b>4.0</b>	<b>39</b>	<b>9</b>

**RECEIVING**

	No	Yds	Avg	Long	TD
Owens, Terrell	93	1412	15.2	60t	16
Stokes, J.J.	54	585	10.8	47	7
Hearst, Garrison	41	347	8.5	60t	1
<i>Johnson, Eric</i>	40	362	9.1	24	3
Streets, Tai	28	345	12.3	52	1
<i>Barlow, Kevan</i>	22	247	11.2	61t	1
Beasley, Fred	16	99	6.2	15	0
Jackson, Terry	12	91	7.6	14	2
Swift, Justin	11	66	6.0	13	1
<i>Sutherland, Vinny</i>	1	5	5.0	5	0
<b>49ERS</b>	<b>318</b>	<b>3559</b>	<b>11.2</b>	<b>61t</b>	<b>32</b>
<b>OPPONENTS</b>	<b>332</b>	<b>3603</b>	<b>10.9</b>	<b>63</b>	<b>18</b>

**INTERCEPTIONS**

	No	Yds	Avg	Long	TD
Bronson, Zack	7	165	23.6	97t	2
Plummer Ahmed	7	45	6.4	24	0
Webster, Jason	3	61	20.3	31	0
Schulters, Lance	3	0	0.0	0	0
Winborn, Jamie	2	40	20.0	29	0
<i>Holman, Rashad</i>	1	19	19.0	19	0
Smith, Derek	1	0	0.0	0	0
<b>49ERS</b>	<b>24</b>	<b>330</b>	<b>13.8</b>	<b>97t</b>	<b>2</b>
<b>OPPONENTS</b>	<b>12</b>	<b>232</b>	<b>19.3</b>	<b>74t</b>	<b>3</b>

**KICKOFF RETURNS**

	No	Yds	Avg	Long	TD
<i>Sutherland, Vinny</i>	50	1140	22.8	65	0
<i>Wilson, Cedrick</i>	6	127	21.2	34	0
Smith, Paul	3	37	12.3	16	0
Lewis, Jonas	2	32	16.0	19	0
<b>49ERS</b>	<b>61</b>	<b>1336</b>	<b>21.9</b>	<b>65</b>	<b>0</b>
<b>OPPONENTS</b>	<b>68</b>	<b>1408</b>	<b>20.7</b>	<b>46</b>	<b>0</b>

**PUNT RETURNS**

	No	FC	Yds	Avg	LG	TD
<i>Sutherland, Vinny</i>	21	19	147	7.0	19	0
<i>Wilson, Cedrick</i>	2	0	4	2.0	3	0
<b>49ERS</b>	<b>23</b>	<b>19</b>	<b>151</b>	<b>6.6</b>	<b>19</b>	<b>0</b>
<b>OPPONENTS</b>	<b>34</b>	<b>14</b>	<b>290</b>	<b>8.5</b>	<b>34</b>	<b>0</b>

**PUNTING**

	No	Yds	Avg	TB	I-20	LG	Bik
<i>Baker, Jason</i>	69	2813	40.8	4	21	64	0
<b>49ERS</b>	<b>69</b>	<b>2813</b>	<b>40.8</b>	<b>4</b>	<b>21</b>	<b>64</b>	<b>0</b>
<b>OPPONENTS</b>	<b>72</b>	<b>2981</b>	<b>41.4</b>	<b>12</b>	<b>25</b>	<b>68</b>	<b>1</b>

**PASSING**

	Att	Comp	Pct	Yds	LG	TD	Int	QB
Garcia, Jeff	504	316	62.7	3538	61t	32	12	94.8
Rattay, Tim	2	2	100.0	21	20	0	0	110.4
<b>49ERS</b>	<b>506</b>	<b>318</b>	<b>62.8</b>	<b>3559</b>	<b>61t</b>	<b>32</b>	<b>12</b>	<b>95.0</b>
<b>OPPONENTS</b>	<b>567</b>	<b>332</b>	<b>58.6</b>	<b>3603</b>	<b>63</b>	<b>18</b>	<b>24</b>	<b>70.3</b>

**2002 (10-6/11-7)**  
**NFC West Champions**  
*Steve Mariucci, Coach*

W	16	at New York Giants (78,748), THU/S-5	13
L	14	Denver (67,685), S-15	24
W	20	Washington (67,541), S-22	10
-	-	BYE, S-29	-
W	37	St. Louis (67,853), O-6	13
W	28	at Seattle (66,420), MON/O-14	21
L	27	at New Orleans (67,903), O-20	35
W	38	Arizona (67,173), O-27	28
W	23	at Oakland (62,660), N-3	(OT) 20
W	17	Kansas City (67,881), N-10	13
L	17	at San Diego (67,161), N-17	(OT) 20
L	17	Philadelphia (67,919), MON/N-25	38
W	31	Seattle (67,594), D-1	24
W	31	at Dallas (64,097), D-8	27
L	14	Green Bay (67,947), D-15	20
W	17	at Arizona (44,051), D-21	14
L	20	at St. Louis (66,118), MON/D-30	31
<b>367</b>			<b>351</b>
<b>NFC WILD CARD - JAN. 5</b> (at San Francisco - 3Com Park)			
W	39	New York Giants (66,318)	38
<b>NFC PLAYOFF - JAN. 12</b> (at Tampa Bay - Raymond James Stadium)			
L	6	at Tampa Bay (65,599)	31

TEAM STATISTICS		49ers	Opp
TOTAL FIRST DOWNS		342	307
By Rushing		141	96
By Passing		182	188
By Penalties		19	23
TOTAL YARDS GAINED		5701	5158
By Rushing		2244	1652
By Passing		3457	3506
TOTAL PLAYS FROM SCRIMMAGE		1082	978
Rushes		489	394
Average Gain Per Rush		5.3	5.3
NET YARDS PASSING		3457	3506
Passes Attempted		571	552
Passes Completed		354	340
Percent Completed		62.0	61.6
Had Intercepted		10	19
Times Sacked		22	32
Lost Attempting to Pass		119	195
PUNTS		65	65
Total Yardage of Punts		2493	2699
Average Length		38.4	41.5
KICKOFF RETURNS		68	73
Total Yards Returned		1386	1665
Average Length of Return		20.4	22.8
PENALTIES		87	82
Yards Penalized		725	681
FUMBLES		15	24
Own Fumbles Recovered		8	16
Opponents' Fumbles Recovered		8	7
FIELD GOALS		26	22
Field Goals Attempted		36	30
TOTAL POINTS SCORED		367	351
Touchdowns Scored		41	41
Touchdowns Rushing		16	14
Touchdowns Passing		23	23
Touchdown Returns		2	4
Extra Points		39	39
Safeties		0	0
AVG. TIME OF POSSESSION		32:00	28:00

SCORING	TDs	Ru	Pa	Int	Fu	KO	Pu	PAT	FG	S	Pts
Owens, Terrell	14	1	13	0	0	0	0	0/0	0/0	0	84
Cortez, Jose TM	0	0	0	0	0	0	0	25/25	18/24	0	79
Hearst, Garrison	9	8	1	0	0	0	0	0/0	0/0	0	56
<i>Chandler, Jeff</i>	0	0	0	0	0	0	0	14/14	8/12	0	38
Barlow, Kevan	5	4	1	0	0	0	0	0/0	0/0	0	30
Streets, Tai	5	0	5	0	0	0	0	0/0	0/0	0	30

(continued)

SCORING	TDs	Ru	Pa	Int	Fu	KO	Pu	PAT	FG	S	Pts
Garcia, Jeff	3	3	0	0	0	0	0	0/0	0/0	0	20
Beasley, Fred	1	0	1	0	0	0	0	0/0	0/0	0	6
Stokes, J.J.	1	0	1	0	0	0	0	0/0	0/0	0	6
Webster, Jason	1	0	0	1	0	0	0	0/0	0/0	0	6
Williams, Jimmy	1	0	0	0	0	0	1	0/0	0/0	0	6
Wilson, Cedrick	1	0	1	0	0	0	0	0/0	0/0	0	6
<b>49ERS</b>	<b>41</b>	<b>16</b>	<b>23</b>	<b>1</b>	<b>0</b>	<b>0</b>	<b>1</b>	<b>39/39</b>	<b>26/36</b>	<b>0</b>	<b>367</b>
<b>OPPONENTS</b>	<b>41</b>	<b>14</b>	<b>23</b>	<b>0</b>	<b>1</b>	<b>1</b>	<b>2</b>	<b>39/39</b>	<b>22/30</b>	<b>0</b>	<b>351</b>

2-pt conversions: J. Garcia, G. Hearst Team: 2-2, Opponents: 0-2

RUSHING	Att	Yds	Avg	LG	TD
Hearst, Garrison	215	972	4.5	40	8
Barlow, Kevan	145	675	4.7	35	4
Garcia, Jeff	73	353	4.8	21t	3
Smith, Paul	18	90	5.0	16	0
Owens, Terrell	7	79	11.3	38t	1
Beasley, Fred	26	75	2.9	9	0
Rattay, Tim	5	0	0.0	5	0
<b>49ERS</b>	<b>489</b>	<b>2244</b>	<b>4.6</b>	<b>40</b>	<b>16</b>
<b>OPPONENTS</b>	<b>394</b>	<b>1652</b>	<b>4.2</b>	<b>53</b>	<b>14</b>

RECEIVING	No	Yds	Avg	Long	TD
Owens, Terrell	100	1300	13.0	76t	13
Streets, Tai	72	756	10.5	47t	5
Hearst, Garrison	48	317	6.6	16	1
Johnson, Eric	36	321	8.9	38	0
Stokes, J.J.	32	332	10.4	51	1
Beasley, Fred	22	152	6.9	25t	1
Wilson, Cedrick	15	166	11.1	22	1
Barlow, Kevan	14	136	9.7	29	1
Swift, Justin	10	63	6.3	11	0
Smith, Paul	5	33	6.6	11	0
<b>49ERS</b>	<b>354</b>	<b>3576</b>	<b>10.1</b>	<b>76t</b>	<b>23</b>
<b>OPPONENTS</b>	<b>340</b>	<b>3701</b>	<b>10.9</b>	<b>58</b>	<b>23</b>

INTERCEPTIONS	No	Yds	Avg	Long	TD
Parrish, Tony	7	204	29.1	60	0
Heard, Ronnie	4	60	15.0	30	0
Bronson, Zack	3	28	9.3	20	0
Webster, Jason	1	37	37.0	37t	1
Hawthorne, Duane LG	1	15	15.0	15	0
Peterson, Julian	1	2	2.0	2	0
Holman, Rashad	1	1	1.0	1	0
Plummer, Ahmed	1	0	0.0	0	0
Stewart, Quincy	1	0	0.0	0	0
<b>49ERS</b>	<b>19</b>	<b>332</b>	<b>17.5</b>	<b>60</b>	<b>1</b>
<b>OPPONENTS</b>	<b>10</b>	<b>54</b>	<b>5.4</b>	<b>36</b>	<b>0</b>

KICKOFF RETURNS	No	Yds	Avg	Long	TD
Williams, Jimmy	35	765	21.9	50	0
Robertson, Jamal	11	242	22.0	42	0
Wilson, Cedrick	10	195	19.5	37	0
Smith, Paul	7	107	15.3	28	0
Jackson, Eric	4	67	16.8	23	0
<i>Kosier, Kyle</i>	1	10	10.0	10	0
<b>49ERS</b>	<b>68</b>	<b>1386</b>	<b>20.4</b>	<b>50</b>	<b>0</b>
<b>OPPONENTS</b>	<b>73</b>	<b>1665</b>	<b>22.8</b>	<b>84t</b>	<b>1</b>

PUNT RETURNS	No	FC	Yds	Avg	LG	TD
Williams, Jimmy	20	8	336	16.8	89t	1
Wilson, Cedrick	8	4	59	7.4	13	0
<b>49ERS</b>	<b>28</b>	<b>12</b>	<b>395</b>	<b>14.1</b>	<b>89t</b>	<b>1</b>
<b>OPPONENTS</b>	<b>37</b>	<b>13</b>	<b>359</b>	<b>9.7</b>	<b>76t</b>	<b>2</b>

PUNTING	No	Yds	Avg	TB	I-20	LG	Bik
Baker, Jason TM	42	1688	40.2	3	12	51	0
LaFleur, Bill	22	805	36.6	1	5	60	1
<b>49ERS</b>	<b>64</b>	<b>2493</b>	<b>38.4</b>	<b>4</b>	<b>17</b>	<b>60</b>	<b>1</b>
<b>OPPONENTS</b>	<b>65</b>	<b>2699</b>	<b>41.5</b>	<b>5</b>	<b>17</b>	<b>64</b>	<b>0</b>

PASSING	Att	Comp	Pct	Yds	LG	TD	Int	QB
Garcia, Jeff	528	328	62.1	3344	76t	21	10	85.6
Rattay, Tim	43	26	60.5	232	27t	2	0	90.5
<b>49ERS</b>	<b>571</b>	<b>354</b>	<b>62.0</b>	<b>3576</b>	<b>76t</b>	<b>23</b>	<b>10</b>	<b>86.0</b>
<b>OPPONENTS</b>	<b>552</b>	<b>340</b>	<b>61.6</b>	<b>3701</b>	<b>58</b>	<b>23</b>	<b>19</b>	<b>80.9</b>

Rookie Names in Italic

2003 (7-9)

Dennis Erickson, Coach

W	49	Chicago (67,554), S-7	7
L	24	at St. Louis (65,990), S-14	(OT) 27
L	12	Cleveland (67,412), S-21	13
L	7	at Minnesota (64,111), S-28	35
W	24	Detroit (67,365), O-5	17
L	19	at Seattle (66,437), SUN/O-12	20
W	24	Tampa Bay (67,809), O-19	7
L	13	at Arizona (40,824), O-26	(OT) 16
W	30	St. Louis (67,812), N-2	10
-	-	BYE, N-9	-
W	30	Pittsburgh (67,877), MON/N-17	14
L	10	at Green Bay (70,250), N-23	20
L	6	at Baltimore (69,549), N-30	44
W	50	Arizona (66,975), D-7	14
L	38	at Cincinnati (64,666), D-14	41
W	31	at Philadelphia (67,866), D-21	(OT) 28
L	17	Seattle (67,840), D-27	24
<b>384</b>			<b>337</b>

TEAM STATISTICS

	49ers	Opp
TOTAL FIRST DOWNS	313	292
By Rushing	118	99
By Passing	172	165
By Penalties	23	28
TOTAL YARDS GAINED	5687	4928
By Rushing	2279	1690
By Passing	3408	3238
TOTAL PLAYS FROM SCRIMMAGE	1038	976
Rushes	499	420
Average Gain Per Rush	5.5	5.0
NET YARDS PASSING	3408	3238
Passes Attempted	511	514
Passes Completed	299	310
Percent Completed	58.5	60.3
Had Intercepted	15	23
Times Sacked	28	32
Lost Attempting to Pass	158	195
PUNTS	69	76
Total Yardage of Punts	2629	2975
Average Length	38.1	39.1
KICKOFF RETURNS	64	77
Total Yards Returned	1327	1641
Average Length of Return	20.7	21.3
PENALTIES	104	78
Yards Penalized	807	720
FUMBLES	24	23
Own Fumbles Recovered	14	9
Opponents' Fumbles Recovered	14	10
FIELD GOALS	26	17
Field Goals Attempted	37	26
TOTAL POINTS SCORED	384	337
Touchdowns Scored	44	41
Touchdowns Rushing	16	13
Touchdowns Passing	25	25
Touchdown Returns	3	3
Extra Points	38	40
Safeties	1	0
AVG. TIME OF POSSESSION	30:54	29:06

SCORING

	TDs	Ru	Pa	Int	Fu	KO	Pu	PAT	FG	S	Pts
Peterson, Todd	0	0	0	0	0	0	0	22/23	12/15	0	58
Owens, Terrell	9	0	9	0	0	0	0	0/0	0/0	0	54
Barlow, Kevan	7	6	1	0	0	0	0	0/0	0/0	0	42
Garcia, Jeff	7	7	0	0	0	0	0	0/0	0/0	0	42
Streets, Tai	7	0	7	0	0	0	0	0/0	0/0	0	42
Pochman, Owen	0	0	0	0	0	0	0	9/10	8/15	0	33
Chandler, Jeff	0	0	0	0	0	0	0	7/8	6/7	0	25
Hearst, Garrison	4	3	1	0	0	0	0	0/0	0/0	0	24
Wilson, Cedrick	3	0	2	0	0	1	0	0/0	0/0	0	18
Lloyd, Brandon	2	0	2	0	0	0	0	0/0	0/0	0	14
Beasley, Fred	1	0	1	0	0	0	0	0/0	0/0	0	6
Harris, Kwame	1	0	0	1	0	0	0	0/0	0/0	0	6
Plummer, Ahmed	1	0	0	1	0	0	0	0/0	0/0	0	6

Rookie Names in Italic

(continued)

SCORING

	TDs	Ru	Pa	Int	Fu	KO	Pu	PAT	FG	S	Pts
Walker, Aaron	1	0	1	0	0	0	0	0/0	0/0	0	6
Weaver, Jed	1	0	1	0	0	0	0	0/0	0/0	0	6
Ulbrich, Jeff	0	0	0	0	0	0	0	0/0	0/0	1	2
<b>49ERS</b>	<b>44</b>	<b>16</b>	<b>25</b>	<b>2</b>	<b>0</b>	<b>1</b>	<b>0</b>	<b>38/41</b>	<b>26/37</b>	<b>1</b>	<b>384</b>
<b>OPPONENTS</b>	<b>41</b>	<b>13</b>	<b>25</b>	<b>3</b>	<b>0</b>	<b>0</b>	<b>0</b>	<b>40/40</b>	<b>17/26</b>	<b>0</b>	<b>337</b>

2-pt conversions: B. Lloyd Team: 1-3, Opponents: 0-1

RUSHING

	Att	Yds	Avg	LG	TD
Barlow, Kevan	201	1024	5.1	78t	6
Hearst, Garrison	178	768	4.3	36	3
Garcia, Jeff	56	319	5.7	21t	7
Robertson, Jamal	32	136	4.3	23	0
Beasley, Fred	17	24	1.4	5	0
Battle, Arnaz	2	14	7.0	9	0
LaFleur, Bill	1	0	0.0	0	0
Rattay, Tim	8	0	0.0	6	0
Owens, Terrell	3	-2	-0.7	3	0
Wilson, Cedrick	1	-4	-4.0	-4	0
<b>49ERS</b>	<b>499</b>	<b>2279</b>	<b>4.6</b>	<b>78t</b>	<b>16</b>
<b>OPPONENTS</b>	<b>420</b>	<b>1690</b>	<b>4.0</b>	<b>49t</b>	<b>13</b>

RECEIVING

	No	Yds	Avg	Long	TD
Owens, Terrell	80	1102	13.8	75t	9
Streets, Tai	47	595	12.7	41t	7
Weaver, Jed	35	437	12.5	30	1
Wilson, Cedrick	35	396	11.3	29	2
Barlow, Kevan	35	307	8.8	48	1
Hearst, Garrison	25	211	8.4	26	1
Beasley, Fred	19	184	9.7	32	1
Lloyd, Brandon	14	212	15.1	44	2
Walker, Aaron	8	116	14.5	26	1
Garcia, Jeff	1	6	6.0	6	0
<b>49ERS</b>	<b>299</b>	<b>3566</b>	<b>11.9</b>	<b>75t</b>	<b>25</b>
<b>OPPONENTS</b>	<b>310</b>	<b>3544</b>	<b>11.4</b>	<b>75t</b>	<b>25</b>

INTERCEPTIONS

	No	Yds	Avg	Long	TD
Parrish, Tony	9	202	22.4	49	0
Plummer, Ahmed	4	85	21.3	68t	1
Rumph, Mike	3	19	6.3	12	0
Peterson, Julian	2	31	15.5	31	0
Bronson, Zack	1	22	22.0	22	0
Webster, Jason	1	17	17.0	17	0
Ulbrich, Jeff	1	7	7.0	7	0
Williams, Jimmy	1	6	6.0	6	0
Heard, Ronnie	1	0	0.0	0	0
<b>49ERS</b>	<b>23</b>	<b>389</b>	<b>16.9</b>	<b>68t</b>	<b>1</b>
<b>OPPONENTS</b>	<b>15</b>	<b>291</b>	<b>19.4</b>	<b>65</b>	<b>1</b>

KICKOFF RETURNS

	No	Yds	Avg	Long	TD
Wilson, Cedrick	37	836	22.6	95t	1
Williams, Jimmy	11	207	18.8	41	0
Bruce, Arland	6	125	20.8	29	0
Battle, Arnaz	5	88	17.6	21	0
Lloyd, Brandon	2	32	16.0	21	0
Moran, Sean	2	35	17.5	19	0
Gutierrez, Brock	1	4	4.0	4	0
<b>49ERS</b>	<b>64</b>	<b>1327</b>	<b>20.7</b>	<b>95t</b>	<b>1</b>
<b>OPPONENTS</b>	<b>77</b>	<b>1641</b>	<b>21.3</b>	<b>75</b>	<b>0</b>

PUNT RETURNS

	No	FC	Yds	Avg	LG	TD
Williams, Jimmy	35	10	240	6.9	20	0
Bruce, Arland	4	2	24	6.0	18	0
Wilson, Cedrick	1	3	12	12.0	12	0
<b>49ERS</b>	<b>40</b>	<b>15</b>	<b>276</b>	<b>6.9</b>	<b>20</b>	<b>0</b>
<b>OPPONENTS</b>	<b>28</b>	<b>15</b>	<b>258</b>	<b>9.2</b>	<b>81t</b>	<b>1</b>

PUNTING

	No	Yds	Avg	TB	I-20	LG	Blk
LaFleur, Bill	68	2629	38.7	3	17	56	1
<b>49ERS</b>	<b>68</b>	<b>2629</b>	<b>38.1</b>	<b>3</b>	<b>17</b>	<b>56</b>	<b>1</b>
<b>OPPONENTS</b>	<b>76</b>	<b>2975</b>	<b>39.1</b>	<b>3</b>	<b>16</b>	<b>58</b>	<b>1</b>

PASSING

	Att	Comp	Pct	Yds	LG	TD	Int	QB
Garcia, Jeff	392	225	57.4	2704	75t	18	13	80.1
Rattay, Tim	118	73	61.9	856	61t	7	2	96.6
Wilson, Cedrick	1	1	100.0	6	6	0	0	91.7
<b>49ERS</b>	<b>511</b>	<b>299</b>	<b>58.5</b>	<b>3566</b>	<b>75t</b>	<b>25</b>	<b>15</b>	<b>84.0</b>
<b>OPPONENTS</b>	<b>514</b>	<b>310</b>	<b>60.3</b>	<b>3544</b>	<b>75t</b>	<b>25</b>	<b>23</b>	<b>78.6</b>

2004 (2-14)

Dennis Erickson, Coach

L	19	Atlanta (65,584), S-12	21
L	27	at New Orleans (64,900), S-19	30
L	0	at Seattle (66,709), S-26	34
L	14	St. Louis (66,696), SUN/O-3	24
W	31	Arizona (62,836), O-10	(OT) 22
L	14	at New York Jets (78,189), O-17	28
-	-	BYE, O-24	-
L	13	at Chicago (62,054), SUN/O-31	23
L	27	Seattle (64,423), N-7	42
L	27	Carolina (63,618), N-14	37
L	3	at Tampa Bay (65,234), N-21	35
L	17	Miami (66,156), N-28	24
L	6	at St. Louis (65,793), D-5	16
W	31	at Arizona (35,069), D-12	(OT) 28
L	16	Washington (65,710), SAT/D-19	26
L	7	Buffalo (63,248), D-26	41
L	7	at New England (68,756), J-2	21
<b>259</b>			<b>452</b>

TEAM STATISTICS

	<b>49ers</b>	<b>Opp</b>
TOTAL FIRST DOWNS	280	322
By Rushing	83	121
By Passing	172	179
By Penalties	25	22
TOTAL YARDS GAINED	4585	5481
By Rushing	1449	1995
By Passing	3136	3486
TOTAL PLAYS FROM SCRIMMAGE	1026	1014
Rushes	413	495
Average Gain Per Rush	4.5	5.4
NET YARDS PASSING	3136	3486
Passes Attempted	561	490
Passes Completed	325	308
Percent Completed	57.9	62.9
Had Intercepted	21	9
Times Sacked	52	29
Lost Attempting to Pass	319	194
PUNTS	96	80
Total Yardage of Punts	3990	3268
Average Length	41.6	40.9
KICKOFF RETURNS	84	56
Total Yards Returned	1716	1119
Average Length of Return	20.4	20.0
PENALTIES	103	107
Yards Penalized	859	867
FUMBLES	33	24
Own Fumbles Recovered	14	12
Opponents' Fumbles Recovered	12	19
FIELD GOALS	18	25
Field Goals Attempted	22	29
TOTAL POINTS SCORED	259	452
Touchdowns Scored	30	54
Touchdowns Rushing	10	22
Touchdowns Passing	17	27
Touchdown Returns	3	5
Extra Points	23	51
Safeties	1	0
AVG. TIME OF POSSESSION	29:00	31:00

SCORING

	TDs	Ru	Pa	Int	Fu	KO	Pu	PAT	FG	S	Pts
Peterson, Todd	0	0	0	0	0	0	0	23/23	18/22	0	77
Barlow, Kevan	7	7	0	0	0	0	0	0/0	0/0	0	42
Lloyd, Brandon	6	0	6	0	0	0	0	0/0	0/0	0	38
Conway, Curtis	3	0	3	0	0	0	0	0/0	0/0	0	20
Wilson, Cedrick	3	0	3	0	0	0	0	0/0	0/0	0	18
Hicks, Maurice	2	2	0	0	0	0	0	0/0	0/0	0	12
Johnson, Eric	2	0	2	0	0	0	0	0/0	0/0	0	12
Battle, Arnaz	1	0	0	0	0	1	0	0/0	0/0	0	6
Bush, Steve LG	1	0	1	0	0	0	0	0/0	0/0	0	6
Carpenter, Dwaine	1	0	0	0	0	1	0	0/0	0/0	0	6
Robertson, Jamal TM	1	1	0	0	0	0	0	0/0	0/0	0	6
Smith, Derek	1	0	0	0	0	1	0	0/0	0/0	0	6
Woods, Rashaun	1	0	1	0	0	0	0	0/0	0/0	0	6
Rattay, Tim	0	0	0	0	0	0	0	0/0	0/0	0	2
<b>49ERS</b>	<b>30</b>	<b>10</b>	<b>17</b>	<b>0</b>	<b>0</b>	<b>3</b>	<b>0</b>	<b>23/23</b>	<b>18/22</b>	<b>1</b>	<b>259</b>
<b>OPPONENTS</b>	<b>54</b>	<b>22</b>	<b>27</b>	<b>0</b>	<b>0</b>	<b>5</b>	<b>0</b>	<b>51/51</b>	<b>25/29</b>	<b>0</b>	<b>452</b>

2-pt conversions: C. Conway, B. Lloyd, T. Rattay

Team: 3-6, Opponents: 1-3

Rookie Names in *Italic*

RUSHING	No	Yds	Avg	Long	TD
Barlow, Kevan	244	822	3.4	60	7
Hicks, Maurice	96	362	3.8	35	2
Jackson, Terry	26	101	3.9	13	0
Robertson, Jamal TM	16	71	4.4	16	1
Rattay, Tim	12	55	4.6	15	0
Beasley, Fred	9	15	1.7	4	0
Dorsey, Ken	5	7	1.4	3	0
Wilson, Cedrick	1	6	6.0	6	0
Battle, Arnaz	2	5	2.5	7	0
<i>Pickett, Cody</i>	1	5	5.0	5	0
Isom, Jasen	1	0	0.0	0	0
<b>49ERS</b>	<b>413</b>	<b>1449</b>	<b>3.5</b>	<b>60</b>	<b>10</b>
<b>OPPONENTS</b>	<b>495</b>	<b>1995</b>	<b>4.0</b>	<b>29</b>	<b>22</b>

RECEIVING	No	Yds	Avg	Long	TD
Johnson, Eric	82	825	10.1	25	2
Wilson, Cedrick	47	641	13.6	39	3
Lloyd, Brandon	43	565	13.1	52	6
Conway, Curtis	38	403	10.6	37	3
Barlow, Kevan	35	212	6.1	15	0
Jackson, Terry	21	139	6.6	22	0
Hicks, Maurice	16	154	9.6	19	0
Walker, Aaron	10	115	11.5	30	0
Beasley, Fred	10	44	4.4	9	0
Battle, Arnaz	8	143	17.9	65	0
<i>Woods, Rashaun</i>	7	160	22.9	59	1
Robertson, Jamal TM	4	34	8.5	14	0
Bush, Steve LG	2	10	5.0	6	1
Bush, Steve TM	2	10	5.0	6	1
Ware, Kevin	1	9	9.0	9	0
Isom, Jasen	1	1	1.0	1	0
<b>49ERS</b>	<b>325</b>	<b>3455</b>	<b>10.6</b>	<b>65</b>	<b>16</b>
<b>OPPONENTS</b>	<b>308</b>	<b>3680</b>	<b>11.9</b>	<b>60</b>	<b>27</b>

INTERCEPTIONS	No	Yds	Avg	Long	TD
Parrish, Tony	4	64	16.0	26	0
Carpenter, Dwaine	1	31	31.0	31	0
Ulbrich, Jeff	1	19	19.0	19	0
Heard, Ronnie	1	14	14.0	14	0
Winborn, Jamie	1	1	1.0	1	0
<i>Adams, Mike</i>	1	0	0.0	0	0
<b>49ERS</b>	<b>9</b>	<b>129</b>	<b>14.3</b>	<b>31</b>	<b>0</b>
<b>OPPONENTS</b>	<b>21</b>	<b>479</b>	<b>22.8</b>	<b>85</b>	<b>4</b>

KICKOFF RETURNS	No	Yds	Avg	Long	TD
Hicks, Maurice	31	623	20.1	35	0
Robertson, Jamal TM	25	560	22.4	37	0
Battle, Arnaz	13	257	19.8	40	0
Wilson, Cedrick	10	196	19.6	36	0
Williams, Jimmy	3	58	19.3	23	0
Jackson, Terry	2	22	11.0	14	0
<b>49ERS</b>	<b>84</b>	<b>1716</b>	<b>20.4</b>	<b>40</b>	<b>0</b>
<b>OPPONENTS</b>	<b>56</b>	<b>1119</b>	<b>20.0</b>	<b>73</b>	<b>0</b>

PUNT RETURNS	Ret	FC	Yds	Avg	Long	TD
Battle, Arnaz	31	20	266	8.6	71t	1
Wilson, Cedrick	2	1	21	10.5	13	0
Fleck, P.J.	1	0	10	10.0	10	0
Peterson, Julian	1	0	6	6.0	6	0
<b>49ERS</b>	<b>35</b>	<b>21</b>	<b>303</b>	<b>8.7</b>	<b>71t</b>	<b>1</b>
<b>OPPONENTS</b>	<b>51</b>	<b>17</b>	<b>445</b>	<b>8.7</b>	<b>35</b>	<b>0</b>

PUNTING	No	Yds	Avg	Net	TB	I-20	Lg	B
Lee, Andy	96	3990	41.6	35.3	8	25	81	0
<b>49ERS</b>	<b>96</b>	<b>3990</b>	<b>41.6</b>	<b>35.3</b>	<b>8</b>	<b>25</b>	<b>81</b>	<b>0</b>
<b>OPPONENTS</b>	<b>79</b>	<b>3268</b>	<b>40.9</b>	<b>35.8</b>	<b>5</b>	<b>28</b>	<b>61</b>	<b>1</b>

PASSING	Att	Comp	Pct	Yds	LG	TD	Int	QB
Rattay, Tim	325	198	60.9	2169	65	10	10	78.1
<i>Dorsey, Ken</i>	226	123	54.4	1231	59	6	9	62.4
<i>Pickett, Cody</i>	10	4	40.0	55	18	0	2	18.8
<b>49ERS</b>	<b>561</b>	<b>325</b>	<b>57.9</b>	<b>3455</b>	<b>65</b>	<b>16</b>	<b>21</b>	<b>69.9</b>
<b>OPPONENTS</b>	<b>490</b>	<b>308</b>	<b>62.9</b>	<b>3680</b>	<b>60</b>	<b>27</b>	<b>9</b>	<b>96.5</b>

<b>2005 (4-12)</b>				
<b>Mike Nolan, Coach</b>				
W	28	St. Louis (67,918), S-11	25	
L	3	at Philadelphia (67,727), S-18	42	
L	31	Dallas (68,247), S-25	34	
L	14	at Arizona in MC (103,467), SUN/O-2	31	
L	3	Indianapolis (68,084), O-9	28	
-	-	BYE, O-16	-	
L	17	at Washington (90,224), O-23	52	
W	15	Tampa Bay (63,358), O-30	10	
L	6	New York Giants (63,820), N-6	24	
L	9	at Chicago (62,153), N-13	17	
L	25	Seattle (63,590), N-20	27	
L	22	at Tennessee (69,149), N-27	33	
L	10	Arizona (60,439), D-4	17	
L	3	at Seattle (66,690), D-11	41	
L	9	at Jacksonville (64,764), D-18	10	
W	24	at St. Louis (65,473), D-24	20	
W	20	Houston (67,970), J-1	(OT) 17	
<b>239</b>			<b>428</b>	

<b>TEAM STATISTICS</b>	<b>49ers</b>	<b>Opp</b>
TOTAL FIRST DOWNS	191	335
By Rushing	70	115
By Passing	96	205
By Penalties	25	15
TOTAL YARDS GAINED	3587	6259
By Rushing	1689	1832
By Passing	1898	4427
TOTAL PLAYS FROM SCRIMMAGE	865	1090
Rushes	428	486
Average Gain Per Rush	4.1	5.7
NET YARDS PASSING	1898	4427
Passes Attempted	389	576
Passes Completed	204	374
Percent Completed	52.4	64.9
Had Intercepted	21	16
Times Sacked	48	28
Lost Attempting to Pass	292	193
PUNTS	108	71
Total Yardage of Punts	4447	2846
Average Length	41.2	40.1
KICKOFF RETURNS	81	48
Total Yards Returned	1540	960
Average Length of Return	19.0	20.0
PENALTIES	106	120
Yards Penalized	780	961
FUMBLES	31	18
Own Fumbles Recovered	17	8
Opponents' Fumbles Recovered	10	14
FIELD GOALS	26	29
Field Goals Attempted	29	36
TOTAL POINTS SCORED	239	428
Touchdowns Scored	23	49
Touchdowns Rushing	9	19
Touchdowns Passing	8	28
Touchdown Returns	6	2
Extra Points	21	43
Field Goals	26	29
Safeties	0	0
AVG. TIME OF POSSESSION	27:18	32:42

<b>SCORING</b>	<b>TDs</b>	<b>Ru</b>	<b>Pa</b>	<b>Int</b>	<b>Fu</b>	<b>KO</b>	<b>Pu</b>	<b>PAT</b>	<b>FG</b>	<b>S</b>	<b>Pts</b>
Nedney, Joe	0	0	0	0	0	0	0	19/19	26/28	0	97
Lloyd, Brandon	5	0	5	0	0	0	0	0/0	0/0	0	30
Barlow, Kevan	3	3	0	0	0	0	0	0/0	0/0	0	18
Battle, Arnaz	3	0	3	0	0	0	0	0/0	0/0	0	18
Gore, Frank	3	3	0	0	0	0	0	0/0	0/0	0	18
Hicks, Maurice	3	3	0	0	0	0	0	0/0	0/0	0	18
Adams, Mike	1	0	0	1	0	0	0	0/0	0/0	0	6
Amey, Fred	1	0	0	0	0	0	1	0/0	0/0	0	6
Johnson, Derrick	1	0	0	0	1	0	0	0/0	0/0	0	6
Parrish, Tony	1	0	0	1	0	0	0	0/0	0/0	0	6
Smith, Derek	1	0	0	0	1	0	0	0/0	0/0	0	6
Spencer, Shawntae	1	0	0	1	0	0	0	0/0	0/0	0	6

(continued)

<b>SCORING</b>	<b>TDs</b>	<b>Ru</b>	<b>Pa</b>	<b>Int</b>	<b>Fu</b>	<b>KO</b>	<b>Pu</b>	<b>PAT</b>	<b>FG</b>	<b>S</b>	<b>Pts</b>
Cortez, Jose TM	0	0	0	0	0	0	0	2/2	0/1	0	2
Jackson, Terry	0	0	0	0	0	0	0	0/0	0/0	0	2
<b>49ERS</b>	<b>23</b>	<b>9</b>	<b>8</b>	<b>3</b>	<b>2</b>	<b>0</b>	<b>1</b>	<b>21/21</b>	<b>26/29</b>	<b>0</b>	<b>239</b>
<b>OPPONENTS*</b>	<b>49</b>	<b>19</b>	<b>28</b>	<b>1</b>	<b>0</b>	<b>0</b>	<b>0</b>	<b>43/44</b>	<b>29/36</b>	<b>0</b>	<b>428</b>

2-pt conversions: Jackson, Team: 1-2, Opponents: 2-5

\*ret blkd FGA

<b>RUSHING</b>	<b>No</b>	<b>Yds</b>	<b>Avg</b>	<b>Long</b>	<b>TD</b>
Gore, Frank	127	608	4.8	72t	3
Barlow, Kevan	176	581	3.3	29	3
Hicks, Maurice	59	308	5.2	73t	3
Smith, Alex	30	103	3.4	19	0
Pickett, Cody	13	42	3.2	12	0
Rattay, Tim TM	7	18	2.6	13	0
Battle, Arnaz	8	11	1.4	9	0
Dorsey, Ken	4	11	2.8	6	0
Jackson, Terry	2	11	5.5	11	0
Hetherington, Chris	1	3	3.0	3	0
Marshall, Rasheed	1	-7	-7.0	-7	0
<b>49ERS</b>	<b>428</b>	<b>1689</b>	<b>3.9</b>	<b>73t</b>	<b>9</b>
<b>OPPONENTS</b>	<b>486</b>	<b>1832</b>	<b>3.8</b>	<b>40</b>	<b>19</b>

<b>RECEIVING</b>	<b>No</b>	<b>Yds</b>	<b>Avg</b>	<b>Long</b>	<b>TD</b>
Lloyd, Brandon	48	733	15.3	89t	5
Battle, Arnaz	32	363	11.3	39	3
Barlow, Kevan	31	241	7.8	24	0
Morton, Johnnie	21	288	13.7	30	0
Gore, Frank	15	131	8.7	47	0
Hicks, Maurice	12	47	3.9	11	0
Jackson, Terry	10	67	6.7	12	0
Jones, Terry LG	9	76	8.4	21	0
Jones, Terry TM	9	76	8.4	21	0
McAddley, Jason	7	125	17.9	38	0
Bajema, Billy	5	54	10.8	24	0
Hetherington, Chris	5	26	5.2	11	0
Bush, Steve	3	21	7.0	10	0
Smith, Trent	3	7	2.3	6	0
Beasley, Fred	2	12	6.0	6	0
Marshall, Rasheed	1	-1	-1.0	-1	0
<b>49ERS</b>	<b>204</b>	<b>2190</b>	<b>10.7</b>	<b>89t</b>	<b>8</b>
<b>OPPONENTS</b>	<b>374</b>	<b>4620</b>	<b>12.4</b>	<b>78t</b>	<b>28</b>

<b>INTERCEPTIONS</b>	<b>No</b>	<b>Yds</b>	<b>Avg</b>	<b>Long</b>	<b>TD</b>
Spencer, Shawntae	4	85	21.3	61t	1
Adams, Mike	4	36	9.0	40t	1
Parrish, Tony	2	34	17.0	34t	1
Thornton, Bruce	2	0	0.0	0	0
Emanuel, Ben	1	38	38.0	35	0
Smith, Derek	1	13	13.0	13	0
Moore, Brandon	1	12	12.0	12	0
Lewis, Keith	1	2	2.0	2	0
<b>49ERS</b>	<b>16</b>	<b>220</b>	<b>13.8</b>	<b>61t</b>	<b>3</b>
<b>OPPONENTS</b>	<b>21</b>	<b>265</b>	<b>12.6</b>	<b>34</b>	<b>1</b>

<b>KICKOFF RETURNS</b>	<b>No</b>	<b>Yds</b>	<b>Avg</b>	<b>Long</b>	<b>TD</b>
Hicks, Maurice	34	689	20.3	40	0
Marshall, Rasheed	26	488	18.8	29	0
Amey, Fred	14	241	17.2	25	0
McAddley, Jason	7	122	17.4	22	0
<b>49ERS</b>	<b>81</b>	<b>1540</b>	<b>19.0</b>	<b>40</b>	<b>0</b>
<b>OPPONENTS</b>	<b>48</b>	<b>960</b>	<b>20.0</b>	<b>35</b>	<b>0</b>

<b>PUNT RETURNS</b>	<b>Ret</b>	<b>FC</b>	<b>Yds</b>	<b>Avg</b>	<b>Long</b>	<b>TD</b>
Marshall, Rasheed	17	10	87	5.1	13	0
Amey, Fred	11	2	125	11.4	75t	1
<b>49ERS</b>	<b>28</b>	<b>12</b>	<b>212</b>	<b>7.6</b>	<b>75t</b>	<b>1</b>
<b>OPPONENTS</b>	<b>62</b>	<b>20</b>	<b>471</b>	<b>7.6</b>	<b>25</b>	<b>0</b>

<b>PUNTING</b>	<b>No</b>	<b>Yds</b>	<b>Avg</b>	<b>Net</b>	<b>TB</b>	<b>I-20</b>	<b>Lg</b>	<b>B</b>
Lee, Andy	107	4447	41.6	36.3	3	15	58	1
<b>49ERS</b>	<b>107</b>	<b>4447</b>	<b>41.6</b>	<b>36.3</b>	<b>3</b>	<b>15</b>	<b>58</b>	<b>1</b>
<b>OPPONENTS</b>	<b>71</b>	<b>2846</b>	<b>40.1</b>	<b>33.7</b>	<b>12</b>	<b>22</b>	<b>56</b>	<b>1</b>

<b>PASSING</b>	<b>Att</b>	<b>Comp</b>	<b>Pct</b>	<b>Yds</b>	<b>LG</b>	<b>TD</b>	<b>Int</b>	<b>QB</b>
Smith, Alex	165	84	50.9	875	47	1	11	40.8
Rattay, Tim TM	97	56	57.7	667	89t	5	6	70.3
Dorsey, Ken	90	48	53.3	481	44	2	2	66.9
Pickett, Cody	35	14	40.0	140	28	0	2	28.3
Battle, Arnaz	2	2	100.0	27	24	0	0	118.8
<b>49ERS</b>	<b>389</b>	<b>204</b>	<b>52.4</b>	<b>2190</b>	<b>21</b>	<b>8</b>	<b>89t</b>	<b>53.6</b>
<b>OPPONENTS</b>	<b>576</b>	<b>374</b>	<b>64.9</b>	<b>4620</b>	<b>16</b>	<b>28</b>	<b>78t</b>	<b>94.2</b>

Rookie Names in *Italic*



2006 (7-9)

Mike Nolan, Coach

L	27	at Arizona (63,407), S-10	34
W	20	St. Louis (67,791), S-17	13
L	24	Philadelphia (68,166), S-24	38
L	0	at Kansas City (77,609), O-1	41
W	34	Oakland (68,368), O-8	20
L	19	San Diego (68,137), O-15	48
-	-	BYE, O-22	-
L	10	at Chicago (62,200), O-29	41
W	9	Minnesota (68,088), N-5	3
W	19	at Detroit (60,707), N-12	13
W	20	Seattle (68,367), N-19	14
L	17	at St. Louis (65,517), N-26	20
L	10	at New Orleans (68,241), D-3	34
L	19	Green Bay (68,539), D-10	30
W	24	at Seattle (67,650), THU/D-14	14
L	20	Arizona (67,751), D-24	26
W	26	at Denver (75,555), D-31 (OT)	23
<b>298</b>			<b>412</b>

TEAM STATISTICS

	49ers	Opp
TOTAL FIRST DOWNS	243	326
By Rushing	97	107
By Passing	132	189
By Penalties	14	30
TOTAL YARDS GAINED	4860	5507
By Rushing	2172	1936
By Passing	2688	3571
TOTAL PLAYS FROM SCRIMMAGE	918	1025
Rushes	439	473
Average Gain Per Rush	5.3	5.4
NET YARDS PASSING	2688	3571
Passes Attempted	444	518
Passes Completed	257	331
Percent Completed	57.9	63.9
Had Intercepted	16	14
Times Sacked	35	34
Lost Attempting to Pass	202	246
PUNTS	81	66
Total Yardage of Punts	3625	2794
Average Length	44.8	42.3
KICKOFF RETURNS	79	65
Total Yards Returned	1907	1373
Average Length of Return	24.1	21.1
PENALTIES	93	87
Yards Penalized	818	703
FUMBLES	24	23
Own Fumbles Recovered	8	10
Opponents' Fumbles Recovered	13	16
FIELD GOALS	29	30
Field Goals Attempted	35	32
TOTAL POINTS SCORED	298	412
Touchdowns Scored	30	46
Touchdowns Rushing	12	18
Touchdowns Passing	16	25
Touchdown Returns	2	3
Extra Points	29	46
Field Goals	29	30
Safeties	1	0
AVG. TIME OF POSSESSION	28:37	31:23

SCORING	TDs	Ru	Pa	Int	Fu	KO	Pu	PAT	FG	S	Pts
Nedney, Joe	0	0	0	0	0	0	0	29/29	29/35	0	116
Gore, Frank	9	8	1	0	0	0	0	0/0	0/0	0	54
Battle, Arnaz	3	0	3	0	0	0	0	0/0	0/0	0	18
Bryant, Antonio	3	0	3	0	0	0	0	0/0	0/0	0	18
Davis, Vernon	3	0	3	0	0	0	0	0/0	0/0	0	18
Johnson, Eric	2	0	2	0	0	0	0	0/0	0/0	0	12
Norris, Moran	2	0	2	0	0	0	0	0/0	0/0	0	12
Robinson, Michael	2	2	0	0	0	0	0	0/0	0/0	0	12
Smith, Alex	2	2	0	0	0	0	0	0/0	0/0	0	12
Gilmore, Bryan	1	0	1	0	0	0	0	0/0	0/0	0	6

(continued)

SCORING	TDs	Ru	Pa	Int	Fu	KO	Pu	PAT	FG	S	Pts
Harris, Walt	1	0	0	1	0	0	0	0/0	0/0	0	6
Hicks, Maurice	1	0	1	0	0	0	0	0/0	0/0	0	6
Oliver, Melvin	1	0	0	0	1	0	0	0/0	0/0	0	6
<b>49ERS</b>	<b>30</b>	<b>12</b>	<b>16</b>	<b>1</b>	<b>1</b>	<b>0</b>	<b>0</b>	<b>29/29</b>	<b>29/35</b>	<b>1</b>	<b>298</b>
<b>OPPONENTS</b>	<b>46</b>	<b>18</b>	<b>25</b>	<b>1</b>	<b>1</b>	<b>0</b>	<b>1</b>	<b>46/46</b>	<b>30/32</b>	<b>0</b>	<b>412</b>

2-pt conversions: Team: 0-1, Opponents: 0-0

RUSHING	No	Yds	Avg	Long	TD
Gore, Frank	312	1695	5.4	72	8
Smith, Alex	44	147	3.3	22	2
Robinson, Michael	38	116	3.1	33	2
Gilmore, Bryan	7	94	13.4	22	0
Hicks, Maurice	29	82	2.8	9	0
Battle, Arnaz	5	25	5.0	18	0
Norris, Moran	2	8	4.0	4	0
Davis, Vernon	2	5	2.5	9	0
<b>49ERS</b>	<b>439</b>	<b>2172</b>	<b>4.9</b>	<b>72</b>	<b>12</b>
<b>OPPONENTS</b>	<b>473</b>	<b>1936</b>	<b>4.1</b>	<b>71t</b>	<b>18</b>

RECEIVING	No	Yds	Avg	Long	TD
Gore, Frank	61	485	8.0	39	1
Battle, Arnaz	59	686	11.6	56	3
Bryant, Antonio	40	733	18.3	72t	3
Johnson, Eric	34	292	8.6	26	2
Davis, Vernon	20	265	13.3	52t	3
Hicks, Maurice	13	137	10.5	33t	1
Robinson, Michael	9	47	5.2	12	0
Gilmore, Bryan	8	150	18.8	75	1
Norris, Moran	5	36	7.2	32t	2
Jacobs, Taylor	4	29	7.3	10	0
Walker, Delanie	2	30	15.0	29	0
Hetherington, Chris	2	0	0.0	0	0
<b>49ERS</b>	<b>257</b>	<b>2890</b>	<b>11.2</b>	<b>75</b>	<b>16</b>
<b>OPPONENTS</b>	<b>331</b>	<b>3817</b>	<b>11.5</b>	<b>74</b>	<b>25</b>

INTERCEPTIONS	No	Yds	Avg	Long	TD
Harris, Walt	8	84	10.5	42	1
Lewis, Keith	2	24	12.0	24	0
Williams, Chad	1	43	43.0	43	0
Roman, Mark	1	27	27.0	27	0
Lawson, Manny	1	0	0.0	0	0
Spencer, Shawntae	1	0	0.0	0	0
<b>49ERS</b>	<b>14</b>	<b>178</b>	<b>12.7</b>	<b>43</b>	<b>1</b>
<b>OPPONENTS</b>	<b>16</b>	<b>213</b>	<b>13.3</b>	<b>70t</b>	<b>1</b>

KICKOFF RETURNS	No	Yds	Avg	Long	TD
Hicks, Maurice	57	1428	25.1	64	0
Williams, Brandon	16	380	23.8	44	0
Robinson, Michael	4	73	18.3	19	0
Norris, Moran	1	1	1.0	1	0
Walker, Delanie	1	25	25.0	25	0
<b>49ERS</b>	<b>79</b>	<b>1907</b>	<b>24.1</b>	<b>64</b>	<b>0</b>
<b>OPPONENTS</b>	<b>65</b>	<b>1373</b>	<b>21.1</b>	<b>47</b>	<b>0</b>

PUNT RETURNS	Ret	FC	Yds	Avg	Long	TD
Williams, Brandon	22	12	147	6.7	25	0
Battle, Arnaz	6	7	90	15.0	60	0
<b>49ERS</b>	<b>28</b>	<b>19</b>	<b>237</b>	<b>8.5</b>	<b>60</b>	<b>0</b>
<b>OPPONENTS</b>	<b>35</b>	<b>19</b>	<b>462</b>	<b>13.2</b>	<b>60t</b>	<b>1</b>

PUNTING	No	Yds	Avg	Net	TB	I-20	Lg	B
Lee, Andy	81	3625	44.8	36.8	9	22	66	0
<b>49ERS</b>	<b>81</b>	<b>3625</b>	<b>44.8</b>	<b>36.8</b>	<b>9</b>	<b>22</b>	<b>66</b>	<b>0</b>
<b>OPPONENTS</b>	<b>66</b>	<b>2794</b>	<b>42.3</b>	<b>36.6</b>	<b>7</b>	<b>23</b>	<b>65</b>	<b>1</b>

PASSING	Att	Comp	Pct	Yds	LG	TD	Int	QB
Smith, Alex	442	257	58.1	2890	75	16	16	74.8
Battle, Arnaz	1	0	0.0	0	0	0	0	39.6
Robinson, Michael	1	0	0.0	0	0	0	0	39.6
<b>49ERS</b>	<b>444</b>	<b>257</b>	<b>57.9</b>	<b>2890</b>	<b>75</b>	<b>16</b>	<b>16</b>	<b>74.4</b>
<b>OPPONENTS</b>	<b>518</b>	<b>331</b>	<b>63.9</b>	<b>3817</b>	<b>74</b>	<b>25</b>	<b>14</b>	<b>90.9</b>

Rookie Names in Italic

**2007 (5-11)**

**Mike Nolan, Coach**

W	20	Arizona (68,111), <b>MON</b> /S-10	17
W	17	at St. Louis (65,295), S-16	16
L	16	at Pittsburgh (64,313), S-23	37
L	3	Seattle (67,651), S-30	23
L	7	Baltimore (67,885), O-7	9
-	-	BYE, O-14	-
L	15	at New York Giants (78,912), O-21	33
L	10	New Orleans (68,244), O-28	31
L	16	at Atlanta (66,049), N-4	20
L	0	at Seattle (68,331), <b>MON</b> /N-12	24
L	9	St. Louis (68,039), N-18	13
W	37	at Arizona (64,483), N-25 (OT)	31
L	14	at Carolina (73,191), D-2	31
L	7	Minnesota (68,050), D-9	27
W	20	Cincinnati (68,053), <b>SAT</b> /D-15	13
W	21	Tampa Bay (68,193), <b>SUN</b> /D-23	19
L	7	at Cleveland (73,041), D-30	20
	<b>219</b>		<b>364</b>

<b>TEAM STATISTICS</b>	<b>49ers</b>	<b>Opp</b>									
<b>TOTAL FIRST DOWNS</b>	218	308									
By Rushing	65	94									
By Passing	140	187									
By Penalties	13	27									
<b>TOTAL YARDS GAINED</b>	3797	5539									
By Rushing	1477	1896									
By Passing	2320	3643									
<b>TOTAL PLAYS FROM SCRIMMAGE</b>	925	1078									
Rushes	357	504									
Average Gain Per Rush	4.1	3.8									
<b>NET YARDS PASSING</b>	2320	3643									
Passes Attempted	513	543									
Passes Completed	274	345									
Percent Completed	53.4	63.5									
Had Intercepted	17	12									
Times Sacked	55	31									
Lost Attempting to Pass	365	183									
<b>PUNTS</b>	105	89									
Total Yardage of Punts	4968	3644									
Average Length	47.3	40.9									
<b>KICKOFF RETURNS</b>	73	45									
Total Yards Returned	1702	982									
Average Length of Return	23.3	21.8									
<b>PENALTIES</b>	97	89									
Yards Penalized	702	661									
<b>FUMBLES</b>	36	17									
Own Fumbles Recovered	19	7									
Opponents' Fumbles Recovered	10	17									
<b>FIELD GOALS</b>	17	31									
Field Goals Attempted	19	35									
<b>TOTAL POINTS SCORED</b>	219	364									
Touchdowns Scored	24	39									
Touchdowns Rushing	8	9									
Touchdowns Passing	15	24									
Touchdown Returns	1	6									
Extra Points	22	37									
Field Goals	17	31									
Safeties	1	0									
<b>AVG. TIME OF POSSESSION</b>	26:51	33:09									
<b>SCORING</b>	<b>TDs</b>	<b>Ru</b>	<b>Pa</b>	<b>Int</b>	<b>Fu</b>	<b>KO</b>	<b>Pu</b>	<b>PAT</b>	<b>FG</b>	<b>S</b>	<b>Pts</b>
Nedney, Joe	0	0	0	0	0	0	0	22/22	17/19	0	73
Battle, Arnaz	6	1	5	0	0	0	0	0/0	0/0	0	36
Gore, Frank	6	5	1	0	0	0	0	0/0	0/0	0	36
Davis, Vernon	4	0	4	0	0	0	0	0/0	0/0	0	24
Jackson, Darrell	3	0	3	0	0	0	0	0/0	0/0	0	18
Banta-Cain, Tully	1	0	0	0	1	0	0	0/0	0/0	0	6
Hicks, Maurice	1	1	0	0	0	0	0	0/0	0/0	0	6
Hill, Shaun	1	1	0	0	0	0	0	0/0	0/0	0	6
Jacobs, Taylor	1	0	1	0	0	0	0	0/0	0/0	0	6
Team	0	0	0	0	0	0	0	0/0	0/0	0	2
<b>49ERS</b>	<b>24</b>	<b>8</b>	<b>15</b>	<b>0</b>	<b>1</b>	<b>0</b>	<b>0</b>	<b>22/22</b>	<b>17/19</b>	<b>1</b>	<b>219</b>
<b>OPPONENTS</b>	<b>39</b>	<b>9</b>	<b>24</b>	<b>3</b>	<b>1</b>	<b>1</b>	<b>1</b>	<b>37/38</b>	<b>31/35</b>	<b>0</b>	<b>364</b>

2-pt conversions: Team: 0-1, Opponents: 0-1

Rookie Names in Italic

<b>RUSHING</b>	<b>No</b>	<b>Yds</b>	<b>Avg</b>	<b>Long</b>	<b>TD</b>			
Gore, Frank	260	1102	4.2	43t	5			
Robinson, Michael	26	121	4.7	28	0			
Hicks, Maurice	21	117	5.6	18	1			
Smith, Alex	13	89	6.8	25	0			
Dilfer, Trent	10	25	2.5	11	0			
Norris, Moran	7	17	2.4	6	0			
Hill, Shaun	12	14	1.2	12	1			
Battle, Arnaz	4	4	1.0	8	1			
Keasey, Zak	2	4	2.0	3	0			
Gilmore, Bryan	1	-8	-8.0	-8	0			
Jacobs, Taylor TM	1	-8	-8.0	-8	0			
<b>49ERS</b>	<b>357</b>	<b>1477</b>	<b>4.1</b>	<b>43t</b>	<b>8</b>			
<b>OPPONENTS</b>	<b>504</b>	<b>1896</b>	<b>3.8</b>	<b>84t</b>	<b>9</b>			
<b>RECEIVING</b>	<b>No</b>	<b>Yds</b>	<b>Avg</b>	<b>Long</b>	<b>TD</b>			
Gore, Frank	53	436	8.2	23t	1			
Davis, Vernon	52	509	9.8	31	4			
Battle, Arnaz	50	600	12.0	57t	5			
Jackson, Darrell	46	497	10.8	34	3			
Walker, Delanie	21	174	8.3	26	1			
Hicks, Maurice	14	86	6.1	11	0			
Robinson, Michael	11	73	6.6	20	0			
Lelie, Ashley	10	115	11.5	47	0			
Gilmore, Bryan	7	111	15.9	42	0			
Norris, Moran	6	38	6.3	13	0			
Jacobs, Taylor TM	3	40	13.3	21t	1			
Hill, Jason	1	6	6.0	6	0			
<b>49ERS</b>	<b>274</b>	<b>2685</b>	<b>9.8</b>	<b>57t</b>	<b>15</b>			
<b>OPPONENTS</b>	<b>345</b>	<b>3826</b>	<b>11.1</b>	<b>65</b>	<b>24</b>			
<b>INTERCEPTIONS</b>	<b>No</b>	<b>Yds</b>	<b>Avg</b>	<b>Long</b>	<b>TD</b>			
Clements, Nate	4	74	18.5	62	0			
Harris, Walt	4	42	10.5	23	0			
Lewis, Michael M.	2	18	9.0	18	0			
Smith, Derek	1	4	4.0	4	0			
Spencer, Shawntae	1	0	0.0	0	0			
<b>49ERS</b>	<b>12</b>	<b>138</b>	<b>11.5</b>	<b>62</b>	<b>0</b>			
<b>OPPONENTS</b>	<b>17</b>	<b>298</b>	<b>17.5</b>	<b>73t</b>	<b>3</b>			
<b>KICKOFF RETURNS</b>	<b>No</b>	<b>Yds</b>	<b>Avg</b>	<b>Long</b>	<b>TD</b>			
Hicks, Maurice	63	1502	23.8	55	0			
Lewis, Michael L.	5	86	17.2	24	0			
Walker, Delanie	3	63	21.0	30	0			
Robinson, Michael	2	51	25.5	30	0			
<b>49ERS</b>	<b>73</b>	<b>1702</b>	<b>23.3</b>	<b>55</b>	<b>0</b>			
<b>OPPONENTS</b>	<b>45</b>	<b>982</b>	<b>21.8</b>	<b>98t</b>	<b>1</b>			
<b>PUNT RETURNS</b>	<b>Ret</b>	<b>FC</b>	<b>Yds</b>	<b>Avg</b>	<b>Long</b>	<b>TD</b>		
Lewis, Michael L.	44	4	336	7.6	51	0		
Clements, Nate	7	0	115	16.4	41	0		
Williams, Brandon TM	5	5	32	6.4	12	0		
<b>49ERS</b>	<b>56</b>	<b>9</b>	<b>483</b>	<b>8.6</b>	<b>51</b>	<b>0</b>		
<b>OPPONENTS</b>	<b>53</b>	<b>16</b>	<b>402</b>	<b>7.6</b>	<b>76t</b>	<b>1</b>		
<b>PUNTING</b>	<b>No</b>	<b>Yds</b>	<b>Avg</b>	<b>Net</b>	<b>TB</b>	<b>I-20</b>	<b>Lg</b>	<b>B</b>
Lee, Andy	105	4968	47.3	41.0	13	42	74	0
<b>49ERS</b>	<b>105</b>	<b>4968</b>	<b>47.3</b>	<b>41.0</b>	<b>13</b>	<b>42</b>	<b>74</b>	<b>0</b>
<b>OPPONENTS</b>	<b>89</b>	<b>3644</b>	<b>40.9</b>	<b>33.9</b>	<b>7</b>	<b>26</b>	<b>63</b>	<b>1</b>
<b>PASSING</b>	<b>Att</b>	<b>Comp</b>	<b>Pct</b>	<b>Yds</b>	<b>LG</b>	<b>TD</b>	<b>Int</b>	<b>QB</b>
Dilfer, Trent	219	113	51.6	1166	57t	7	12	55.1
Smith, Alex	193	94	48.7	914	45	2	4	57.2
Hill, Shaun	79	54	68.4	501	26	5	1	101.3
Weinke, Chris	22	13	59.1	104	21	1	0	86.2
<b>49ERS</b>	<b>513</b>	<b>274</b>	<b>53.4</b>	<b>2685</b>	<b>57t</b>	<b>15</b>	<b>17</b>	<b>64.3</b>
<b>OPPONENTS</b>	<b>543</b>	<b>345</b>	<b>63.5</b>	<b>3826</b>	<b>65</b>	<b>24</b>	<b>12</b>	<b>89.9</b>

2008 (7-9)

Coach\*

L	13	Arizona (67,186), S-7	23
W	33	at Seattle (67,951), S-14	(OT) 30
W	31	Detroit (67,249), S-21	13
L	17	at New Orleans (70,008), S-28	31
L	21	New England (67,650), O-5	30
L	26	Philadelphia (67,640), O-12	40
L	17	at New York Giants (78,676), O-19	29
L	13	Seattle (67,504), O-26	34
-	-	BYE, N-2	-
L	24	at Arizona (64,519), MON/N-10	29
W	35	St. Louis (67,573), N-16	16
L	22	at Dallas (63,272), N-23	35
W	10	at Buffalo (70,988), N-30	3
W	24	New York Jets (67,782), D-7	14
L	9	at Miami (65,893), D-14	14
W	17	at St. Louis (54,948), D-21	16
W	27	Washington (67,519), D-28	24
<b>339</b>			<b>381</b>

\* Mike Nolan was fired after 7 games and Mike Singletary was appointed his successor.

TEAM STATISTICS	49ers	Opp
TOTAL FIRST DOWNS	287	293
Rushing	83	104
Passing	176	170
Penalty	28	19
TOTAL YARDS GAINED	4978	5216
By Rushing	1599	1709
By Passing	3379	3507
TOTAL PLAYS FROM SCRIMMAGE	961	1027
Rushes	397	452
Average Gain Per Rush	4.0	3.8
NET YARDS PASSING	3379	3507
Passes Attempted	509	545
Passes Completed	309	331
Percent Completed	60.7	60.7
Had Intercepted	19	22
Times Sacked	55	30
Lost Attempting to Pass	345	161
PUNTS	67	72
Total Yardage of Punts	3155	3054
Average Length	47.1	42.4
KICKOFF RETURNS	76	65
Total Yards Returned	1767	1515
Average Length of Return	23.3	23.3
PENALTIES	98	111
Yards Penalized	732	869
FUMBLES	36	16
Own Fumbles Recovered	20	10
Opponents' Fumbles Recovered	6	16
FIELD GOALS	29	35
Field Goals Attempted	33	42
TOTAL POINTS SCORED	339	381
Touchdowns Scored	36	39
Touchdowns Rushing	10	14
Touchdowns Passing	21	22
Touchdown Returns	5	3
Extra Points	34	38
Field Goals	29	35
Safetyes	0	2
AVG. TIME OF POSSESSION	29:22	30:38

SCORING	TDs	Ru	Pa	Int	Fu	KO	Pu	PAT	FG	S	Pts
Nedney, Joe	0	0	0	0	0	0	0	34/34	29/33	0	121
Gore, Frank	8	6	2	0	0	0	0	0/0	0/0	0	50
Bruce, Isaac	7	0	7	0	0	0	0	0/0	0/0	0	42
Johnson, Bryant	3	0	3	0	0	0	0	0/0	0/0	0	18
Morgan, Josh	3	0	3	0	0	0	0	0/0	0/0	0	18
Davis, Vernon	2	0	2	0	0	0	0	0/0	0/0	0	12
Foster, DeShaun	2	1	1	0	0	0	0	0/0	0/0	0	12
Hill, Jason	2	0	2	0	0	0	0	0/0	0/0	0	12
Hill, Shaun	2	2	0	0	0	0	0	0/0	0/0	0	12
Rossum, Allen	2	1	0	0	0	1	0	0/0	0/0	0	12
Clements, Nate#	1	0	0	0	1	0	0	0/0	0/0	0	6
Staley, Joe	1	0	0	0	1	0	0	0/0	0/0	0	6
Strickland, Donald*	1	0	0	0	1	0	0	0/0	0/0	0	6

*Rookie Names in Italic*

(continued)

SCORING	TDs	Ru	Pa	Int	Fu	KO	Pu	PAT	FG	S	Pts
Walker, Delanie	1	0	1	0	0	0	0	0/0	0/0	0	6
Willis, Patrick	1	0	0	1	0	0	0	0/0	0/0	0	6
<b>49ERS</b>	<b>36</b>	<b>10</b>	<b>21</b>	<b>1</b>	<b>1</b>	<b>1</b>	<b>0</b>	<b>34/34</b>	<b>29/33</b>	<b>0</b>	<b>339</b>
<b>OPPONENTS</b>	<b>39</b>	<b>14</b>	<b>22</b>	<b>2</b>	<b>1</b>	<b>0</b>	<b>0</b>	<b>38/38</b>	<b>35/42</b>	<b>2</b>	<b>381</b>

# ret blkcd punt, \* ret blkcd FG

RUSHING	No	Yds	Avg	Long	TD
Gore, Frank	240	1036	4.3	41t	6
Foster, DeShaun	76	234	3.1	18	1
O'Sullivan, J.T.	30	145	4.8	18	0
Hill, Shaun	24	115	4.8	24	2
Robinson, Michael	19	50	2.6	10	0
Battle, Arnaz	1	18	18.0	18	0
Davis, Vernon	1	11	11.0	11	0
Hill, Jason	2	5	2.5	9	0
Rossum, Allen	1	1	1.0	1t	1
Bruce, Isaac	1	-3	-3.0	-3	0
Walker, Delanie	2	-13	-6.5	-3	0
<b>49ERS</b>	<b>397</b>	<b>1599</b>	<b>4.0</b>	<b>41t</b>	<b>10</b>
<b>OPPONENTS</b>	<b>452</b>	<b>1709</b>	<b>3.8</b>	<b>50</b>	<b>14</b>

RECEIVING	No	Yds	Avg	Long	TD
Bruce, Isaac	61	835	13.7	63	7
Johnson, Bryant	45	546	12.1	42	3
Gore, Frank	43	373	8.7	26	2
Davis, Vernon	31	358	11.5	57	2
Hill, Jason	30	317	10.6	33	2
Battle, Arnaz	24	318	13.3	36	0
Morgan, Josh	20	319	16.0	48t	3
Robinson, Michael	17	202	11.9	36	0
Foster, DeShaun	16	133	8.3	31	1
Walker, Delanie	10	155	15.5	53	1
Zeigler, Dominique	5	97	19.4	31	0
Keasey, Zak	3	25	8.3	12	0
Ryan, Sean	1	8	8.0	8	0
Bajema, Billy	2	34	17.0	29	0
Rossum, Allen	1	4	4.0	4	0
<b>49ERS</b>	<b>309</b>	<b>3724</b>	<b>12.1</b>	<b>63</b>	<b>21</b>
<b>OPPONENTS</b>	<b>331</b>	<b>3668</b>	<b>11.1</b>	<b>81</b>	<b>22</b>

INTERCEPTIONS	No	Yds	Avg	Long	TD
Harris, Walt	3	25	8.3	24	0
Spikes, Takeo	3	14	4.7	13	0
Clements, Nate	2	13	6.5	13	0
Brown, Tarell	2	1	0.5	1	0
Willis, Patrick	1	86	86.0	86t	1
Smith, Justin	1	0	0.0	0	0
<b>49ERS</b>	<b>12</b>	<b>139</b>	<b>11.6</b>	<b>86t</b>	<b>1</b>
<b>OPPONENTS</b>	<b>19</b>	<b>358</b>	<b>18.8</b>	<b>75t</b>	<b>2</b>

KICKOFF RETURNS	No	Yds	Avg	Long	TD
Rossum, Allen	47	1259	26.8	104t	1
Walker, Delanie	13	257	19.8	35	0
Robinson, Michael	6	135	22.5	34	0
Balmer, Kentwan	5	47	9.4	14	0
Bajema, Billy	2	27	13.5	14	0
Ryan, Sean	1	14	14.0	14	0
Battle, Arnaz	1	28	28.0	28	0
Spikes, Takeo	1	0	0.0	0	0
<b>49ERS</b>	<b>76</b>	<b>1767</b>	<b>23.3</b>	<b>104t</b>	<b>1</b>
<b>OPPONENTS</b>	<b>65</b>	<b>1515</b>	<b>23.3</b>	<b>63</b>	<b>0</b>

PUNT RETURNS	Ret	FC	Yds	Avg	Long	TD
Rossum, Allen	15	7	223	14.9	45	0
Battle, Arnaz	6	2	29	4.8	19	0
Clements, Nate	6	0	46	7.7	16	0
Zeigler, Dominique	2	3	0	0.0	0	0
<b>49ERS</b>	<b>29</b>	<b>12</b>	<b>298</b>	<b>10.3</b>	<b>45</b>	<b>0</b>
<b>OPPONENTS</b>	<b>39</b>	<b>11</b>	<b>364</b>	<b>9.3</b>	<b>30</b>	<b>0</b>

PUNTING	No	Yds	Avg	Net	TB	I-20	Lg	B
Lee, Andy	66	3155	47.8	39.0	9	13	82	1
<b>49ERS</b>	<b>66</b>	<b>3155</b>	<b>47.1</b>	<b>39.0</b>	<b>9</b>	<b>13</b>	<b>82</b>	<b>1</b>
<b>OPPONENTS</b>	<b>72</b>	<b>3054</b>	<b>42.4</b>	<b>35.8</b>	<b>9</b>	<b>23</b>	<b>70</b>	<b>1</b>

PASSING	Att	Comp	Pct	Yds	LG	TD	Int	QB
Hill, Shaun	288	181	62.8	2046	48t	13	8	87.5
O'Sullivan, J.T.	220	128	58.2	1678	63	8	11	73.6
Bruce, Isaac	1	0	0.0	0	0	0	0	0.0
<b>49ERS</b>	<b>509</b>	<b>309</b>	<b>60.7</b>	<b>3724</b>	<b>63</b>	<b>21</b>	<b>19</b>	<b>81.3</b>
<b>OPPONENTS</b>	<b>545</b>	<b>331</b>	<b>60.7</b>	<b>3668</b>	<b>81</b>	<b>22</b>	<b>12</b>	<b>85.0</b>

2009 (8-8)

Mike Singletary, Coach

W	20	at Arizona (61,981), S-13	16
W	23	Seattle (69,732), S-20	10
L	24	at Minnesota (63,398), S-27	27
W	35	St. Louis (69,732), O-4	0
L	10	Atlanta (70,820), O-11	45
-	-	BYE, O-18	-
L	21	at Houston (66,229), O-25	24
L	14	at Indianapolis (69,732), N-1	18
L	27	Tennessee (69,732), N-8	34
W	10	Chicago (70,445), THU/N-12	6
L	24	at Green Bay (69,732), N-22	30
W	20	Jacksonville (67,761), N-29	3
L	17	at Seattle (69,732), D-6	20
W	24	Arizona (67,782), MON/D-14	9
L	13	at Philadelphia (69,144), D-20	27
W	20	Detroit (69,732), D-27	6
W	28	at St. Louis (47,965), J-3	6
<b>330</b>			<b>281</b>

TEAM STATISTICS		49ers	Opp
<b>TOTAL FIRST DOWNS</b>		238	278
Rushing		77	77
Passing		137	176
Penalty		24	25
<b>TOTAL YARDS GAINED</b>		4652	5222
By Rushing		1600	1552
By Passing		3052	3670
<b>TOTAL PLAYS FROM SCRIMMAGE</b>		939	1050
Rushes		371	426
Average Gain Per Rush		4.3	3.6
<b>NET YARDS PASSING</b>		3052	3670
Passes Attempted		528	580
Passes Completed		312	352
Percent Completed		59.1	60.7
Had Intercepted		14	18
Times Sacked		40	44
Lost Attempting to Pass		241	293
<b>PUNTS</b>		99	95
Total Yardage of Punts		4711	4295
Average Length		47.6	45.2
<b>KICKOFF RETURNS</b>		52	65
Total Yards Returned		1135	1415
Average Length of Return		21.8	21.8
<b>PENALTIES</b>		98	114
Yards Penalized		758	969
<b>FUMBLES</b>		24	29
Own Fumbles Recovered		14	14
Opponents' Fumbles Recovered		15	10
<b>FIELD GOALS</b>		19	29
Field Goals Attempted		24	34
<b>TOTAL POINTS SCORED</b>		330	281
Touchdowns Scored		39	28
Touchdowns Rushing		12	12
Touchdowns Passing		23	14
Touchdown Returns		4	2
Extra Points		39	26
Field Goals		19	29
Safeties		0	0
<b>AVG. TIME OF POSSESSION</b>		29:47	30:14
<b>SCORING</b>			
	<b>TDs Ru Pa Int Fu KO Pu PAT FG S Pts</b>		
Nedney, Joe	0 0 0 0 0 0 0 0 33/33	17/21	0 84
Gore, Frank	13 10 3 0 0 0 0 0 0/0	0/0	0 78
Davis, Vernon	13 0 13 0 0 0 0 0 0/0	0/0	0 78
Morgan, Josh	3 0 3 0 0 0 0 0 0/0	0/0	0 18
Crabtree, Michael	2 0 2 0 0 0 0 0 0/0	0/0	0 12
Hill, Jason	2 0 2 0 0 0 0 0 0/0	0/0	0 12
Schmitt, Ricky	0 0 0 0 0 0 0 0 2/2	2/3	0 8
Coffee, Glen	1 1 0 0 0 0 0 0 0/0	0/0	0 6
McKillop, Scott	0 0 0 0 1* 0 0 0 0/0	0/0	0 6
McDonald, Ray	1 0 0 0 1& 0 0 0 0/0	0/0	0 6
Willis, Patrick	1 0 0 1 0 0 0 0 0/0	0/0	0 6
Clements, Nate	1 0 0 0 1# 0 0 0 0/0	0/0	0 6
Norris, Moran	1 1 0 0 0 0 0 0 0/0	0/0	0 6
Andrus, Shane	0 0 0 0 0 0 0 0 4/4	0/0	0 4
<b>49ERS</b>	<b>39 12 23 1 3 0 0 39/39</b>	<b>19/24</b>	<b>0 330</b>
<b>OPPONENTS</b>	<b>28 12 14 1 0 1 0 26/27</b>	<b>29/34</b>	<b>0 281</b>

\*ret special teams FR, # ret blkcd FG, & ret on FR

Rookie Names in Italic

RUSHING	No	Yds	Avg	Long	TD
Gore, Frank	229	1120	4.9	80t	10
Coffee, Glen	83	226	2.7	17	1
Hill, Shaun	8	70	8.8	22	0
Morgan, Josh	5	61	12.2	20	0
Smith, Alex	24	51	2.1	11	0
Norris, Moran	14	41	2.9	15	1
Walker, Delanie	3	34	11.3	16	0
Spurlock, Micheal	1	3	3.0	3	0
Robinson, Michael	3	2	0.7	4	0
Bruce, Isaac	1	-8	-8.0	-8	0
<b>49ERS</b>	<b>371</b>	<b>1600</b>	<b>4.3</b>	<b>80t</b>	<b>12</b>
<b>OPPONENTS</b>	<b>426</b>	<b>1552</b>	<b>3.6</b>	<b>41</b>	<b>12</b>

RECEIVING	No	Yds	Avg	Long	TD
Davis, Vernon	78	965	12.4	73t	13
Morgan, Josh	52	527	10.1	61	3
Gore, Frank	52	406	7.8	48	3
Crabtree, Michael	48	625	13.0	50	2
Bruce, Isaac	21	264	12.6	50	0
Walker, Delanie	21	233	11.1	39	0
Coffee, Glen	11	76	6.9	12	0
Hill, Jason	9	90	10.0	30	2
Norris, Moran	7	31	4.4	11	0
Robinson, Michael	6	24	4.0	8	0
Battle, Arnaz	5	40	8.0	12	0
Jones, Brandon	1	18	18.0	18	0
Smith, Alex	1	-6	-6.0	-6	0
<b>49ERS</b>	<b>312</b>	<b>3293</b>	<b>10.6</b>	<b>73t</b>	<b>23</b>
<b>OPPONENTS</b>	<b>352</b>	<b>3963</b>	<b>11.3</b>	<b>90t</b>	<b>14</b>

INTERCEPTIONS	No	Yds	Avg	Long	TD
Goldson, Dashon	4	39	9.8	34	0
Bly, Dre'	3	66	22.0	31	0
Willis, Patrick	3	33	11.0	23t	1
Brown, Tarell	2	52	26.0	51	0
Spencer, Shawntae	2	2	1.0	2	0
Roman, Mark	1	27	27.0	27	0
Franklin, Aubrayo	1	10	10.0	10	0
Clements, Nate	1	8	8.0	8	0
Lewis, Michael	1	0	0.0	0	0
<b>49ERS</b>	<b>18</b>	<b>237</b>	<b>13.2</b>	<b>51</b>	<b>1</b>
<b>OPPONENTS</b>	<b>14</b>	<b>168</b>	<b>12.0</b>	<b>43</b>	<b>1</b>

KICKOFF RETURNS	No	Yds	Avg	Long	TD
Robinson, Michael	18	414	23.0	40	0
Morgan, Josh	13	367	28.2	76	0
Rossum, Allen	7	152	21.7	40	0
Walker, Delanie	5	85	17.0	25	0
Battle, Arnaz	3	68	22.7	26	0
Coffee, Glen	3	42	14.0	16	0
Balmer, Kentwan	2	7	3.5	4	0
Norris, Moran	1	0	0.0	0	0
<b>49ERS</b>	<b>52</b>	<b>1135</b>	<b>21.8</b>	<b>76</b>	<b>0</b>
<b>OPPONENTS</b>	<b>65</b>	<b>1415</b>	<b>21.8</b>	<b>101t</b>	<b>1</b>

PUNT RETURNS	Ret	FC	Yds	Avg	Long	TD
Battle, Arnaz	21	10	61	2.9	18	0
Rossum, Allen	12	1	84	7.0	14	0
Jones, Brandon	9	1	26	2.9	13	0
Clements, Nate	4	1	38	9.5	12	0
Smith, Reggie	3	0	7	2.3	9	0
<b>49ERS</b>	<b>49</b>	<b>13</b>	<b>216</b>	<b>4.4</b>	<b>18</b>	<b>0</b>
<b>OPPONENTS</b>	<b>57</b>	<b>14</b>	<b>495</b>	<b>8.7</b>	<b>56</b>	<b>0</b>

PUNTING	No	Yds	Avg	Net	TB	I-20	Lg	B
Lee, Andy	99	4711	47.6	41.0	8	30	64	0
<b>49ERS</b>	<b>99</b>	<b>4711</b>	<b>47.6</b>	<b>41.0</b>	<b>8</b>	<b>30</b>	<b>64</b>	<b>0</b>
<b>OPPONENTS</b>	<b>95</b>	<b>4295</b>	<b>45.2</b>	<b>41.5</b>	<b>7</b>	<b>31</b>	<b>67</b>	<b>0</b>

PASSING	Att	Comp	Pct	Yds	LG	TD	Int	QB
Smith, Alex	372	225	60.5	2350	73t	18	12	81.5
Hill, Shaun	155	87	56.1	943	61	5	2	79.6
Spurlock, Micheal	1	0	0.0	0	0	0	0	39.6
<b>49ERS</b>	<b>528</b>	<b>312</b>	<b>59.1</b>	<b>3293</b>	<b>73t</b>	<b>23</b>	<b>14</b>	<b>80.8</b>
<b>OPPONENTS</b>	<b>580</b>	<b>352</b>	<b>60.7</b>	<b>3963</b>	<b>90t</b>	<b>14</b>	<b>18</b>	<b>76.2</b>

2010 (6-10)

Mike Singletary/Jim Tomsula, Coach\*

L	6	at Seattle (67,044), S-12	31
L	22	New Orleans (69,732), MON/S-20	25
L	10	at Kansas City (68,188), S-26	31
L	14	at Atlanta (66,874), O-3	16
L	24	Philadelphia (69,732), SUN/O-10	27
W	17	Oakland (69,732), O-17	9
L	20	at Carolina (72,741), O-24	23
W	24	Denver in London (83,841), O-31	16
-	-	BYE, N-7	-
W	23	St. Louis (69,732), N-14 (OT)	20
L	0	Tampa Bay (69,732), N-21	21
W	27	at Arizona (62,308), MON/N-29	6
L	16	at Green Bay (70,575), D-5	34
W	40	Seattle (69,732), D-12	21
L	7	at San Diego (67,820), THU/D-16	34
L	17	at St. Louis (52,820), D-26	25
W	38	Arizona (69,732), J-2	7

305 346

\* Mike Singletary was fired after 15 games and Jim Tomsula was appointed his successor.

TEAM STATISTICS		49ers	Opp									
TOTAL FIRST DOWNS		251	299									
Rushing		85	86									
Passing		149	188									
Penalty		17	25									
TOTAL YARDS GAINED		5013	5244									
By Rushing		1657	1547									
By Passing		3356	3697									
TOTAL PLAYS FROM SCRIMMAGE		945	1033									
Rushes		401	447									
Average Gain Per Rush		4.1	3.5									
NET YARDS PASSING		3356	3697									
Passes Attempted		500	550									
Passes Completed		282	358									
Percent Completed		56.4	65.1									
Had Intercepted		15	15									
Times Sacked		44	36									
Lost Attempting to Pass		257	244									
PUNTS		91	84									
Total Yardage of Punts		4203	3571									
Average Length		46.2	42.5									
KICKOFF RETURNS		61	67									
Total Yards Returned		1187	1485									
Average Length of Return		19.5	22.2									
PENALTIES		112	97									
Yards Penalized		933	839									
FUMBLES		22	18									
Own Fumbles Recovered		14	11									
Opponents' Fumbles Recovered		7	8									
FIELD GOALS		22	28									
Field Goals Attempted		27	33									
TOTAL POINTS SCORED		305	346									
Touchdowns Scored		34	37									
Touchdowns Rushing		10	9									
Touchdowns Passing		19	25									
Touchdown Returns		5	3									
Extra Points		33	36									
Field Goals		22	28									
Safety		0	0									
AVG. TIME OF POSSESSION		28:37	31:23									
SCORING		TDs	Ru	Pa	Int	Fu	KO	Pu	PAT	FG	S	Pts
Nedney, Joe		0	0	0	0	0	0	0	17/17	11/13	0	50
Davis, Vernon		7	0	7	0	0	0	0	0/0	0/0	0	44
Reed, Jeff		0	0	0	0	0	0	0	13/13	9/10	0	40
Crabtree, Michael		6	0	6	0	0	0	0	0/0	0/0	0	36
Westbrook, Brian		5	4	1	0	0	0	0	0/0	0/0	0	30
Gore, Frank		5	3	2	0	0	0	0	0/0	0/0	0	30
Ginn, Ted		2	0	1	0	0	0	1	0/0	0/0	0	12
<i>Dixon, Anthony</i>		2	2	0	0	0	0	0	0/0	0/0	0	12
Morgan, Joshua		2	0	2	0	0	0	0	0/0	0/0	0	12
Andrus, Shane		0	0	0	0	0	0	3/3	2/4	0	9	
McDonald, Ray		1	0	0	1	0	0	0	0/0	0/0	0	6
Goldson, Dashon		1	0	0	1	0	0	0	0/0	0/0	0	6
Brown, Tarell		1	0	0	1	0	0	0	0/0	0/0	0	6
Smith, Troy		1	1	0	0	0	0	0	0/0	0/0	0	6
Mays, Taylor		1	0	0	0	1*	0	0	0/0	0/0	0	6
49ERS		34	10	19	3	1	0	1	33/33	22/27	0	305
OPPONENTS		37	9	25	1	1	1	0	36/37	28/33	0	346

\*ret blocked punt | 2-pt conversions: Team: 1-1, Opponents: 0-0

Rookie Names in Italic

RUSHING	No	Yds	Avg	Long	TD
Gore, Frank	203	853	4.2	64	3
Westbrook, Brian	77	340	4.4	30	4
<i>Dixon, Anthony</i>	70	237	3.4	34	2
Smith, Troy	23	121	5.3	16	1
Smith, Alex	18	60	3.3	12	0
Walker, Delanie	3	18	6.0	10	0
Morgan, Joshua	2	17	8.5	13	0
Ginn, Ted	2	11	5.5	9	0
Norris, Moran	3	0	0.0	1	0
49ERS	401	1657	4.1	64	10
OPPONENTS	447	1547	3.5	43	9

RECEIVING	No	Yds	Avg	Long	TD
Davis, Vernon	56	914	16.3	66t	7
Crabtree, Michael	55	741	13.5	60t	6
Gore, Frank	46	452	9.8	41	2
Morgan, Joshua	44	698	15.9	65	2
Walker, Delanie	29	331	11.4	38	0
Westbrook, Brian	16	150	9.4	62t	1
Ginn, Ted	12	163	13.6	37t	1
Zeigler, Dominique	9	98	10.9	20	0
<i>Byham, Nate</i>	5	27	5.4	9	0
<i>Dixon, Anthony</i>	5	11	2.2	8	0
Norris, Moran	4	20	5.0	8	0
<i>Williams, Kyle</i>	1	8	8.0	8	0
49ERS	282	3613	12.8	66t	19
OPPONENTS	358	3941	11.0	71	25

INTERCEPTIONS	No	Yds	Avg	Long	TD
Clements, Nate	3	46	15.3	39	0
Spikes, Takeo	3	9	3.0	6	0
Spencer, Shawntae	3	0	0.0	0	0
Brown, Tarell	1	62	62.0	62t	1
Goldson, Dashon	1	39	39.0	39t	1
Brooks, Ahmad	1	32	32.0	32	0
McDonald, Ray	1	31	31.0	31t	1
Smith, Reggie	1	20	20.0	20	0
Lawson, Manny	1	0	0.0	0	0
49ERS	15	239	15.9	62t	3
OPPONENTS	15	182	12.1	41	1

KICKOFF RETURNS	No	Yds	Avg	Long	TD
Ginn, Ted	47	992	21.1	61	0
Walker, Delanie	5	70	14.0	20	0
<i>Williams, Kyle</i>	4	82	20.5	30	0
Morgan, Joshua	2	19	9.5	13	0
Norris, Moran	1	12	12.0	12	0
Wragge, Tony	1	12	12.0	12	0
Crabtree, Michael	1	0	0.0	0	0
49ERS	61	1187	19.5	61	0
OPPONENTS	67	1485	22.2	92t	1

PUNT RETURNS	Ret	FC	Yds	Avg	Long	TD
Ginn, Ted	24	18	321	13.4	78t	1
<i>Adams, Phillip</i>	4	0	29	7.3	16	0
<i>Williams, Kyle</i>	3	6	16	5.3	9	0
Smith, Reggie	0	1	0	0.0	0	0
49ERS	31	25	366	11.8	78t	1
OPPONENTS	54	12	483	8.9	43	0

PUNTING	No	Yds	Avg	Net	TB	I-20	Lg	B
Lee, Andy	91	4203	46.2	38.2	12	34	64	0
49ERS	91	4203	46.2	38.2	12	34	64	0
OPPONENTS	83	3571	42.5	37.4	3	29	65	1

PASSING	Att	Comp	Pct	Yds	LG	TD	Int	QB
Smith, Alex	342	204	59.6	2370	62t	14	10	82.1
Smith, Troy	145	73	50.3	1176	66t	5	4	77.8
Carr, David	13	5	38.5	67	22	0	1	23.6
49ERS	500	282	56.4	3613	66t	19	15	79.3
OPPONENTS	550	358	65.1	3941	71	25	15	90.0

**2011 (13-3/14-4)**

**NFC West Champions**

**Jim Harbaugh, Coach**

W	33	Seattle (69,732), S-11	17
L	24	Dallas (69,732), S-18	(OT) 27
W	13	at Cincinnati (43,363), S-25	8
W	24	at Philadelphia (69,144), O-2	23
W	48	Tampa Bay (69,732), O-9	3
W	25	at Detroit (62,061), O-16	19
-	-	BYE, O-23	-
W	20	Cleveland (69,732), O-30	10
W	19	at Washington (78,032), N-6	11
W	27	New York Giants (69,732), N-13	20
W	23	Arizona (69,732), N-20	7
L	6	at Baltimore (71,345), THU/N-24	16
W	26	St. Louis (69,732), D-4	0
L	19	at Arizona (60,808), D-11	21
W	20	Pittsburgh (69,732), MON/D-19	3
W	19	at Seattle (66,697), D-24	17
W	34	at St. Louis (55,990), J-1	27
<b>380</b>			<b>229</b>

**NFC DIVISIONAL ROUND - JAN. 14**

(at San Francisco - Candlestick Park)

W	36	New Orleans (69,732)-SAT	32
---	----	--------------------------	----

**NFC CHAMPIONSHIP - JAN. 22**

(at San Francisco - Candlestick Park)

L	17	New York Giants (69,732)	(OT) 20
---	----	--------------------------	---------

**TEAM STATISTICS**

<b>TOTAL FIRST DOWNS</b>	<b>49ers</b>	<b>Opp</b>
Rushing	282	267
Passing	101	53
Penalty	150	190
<b>TOTAL YARDS GAINED</b>	<b>4974</b>	<b>4931</b>
By Rushing	2044	1236
By Passing	2930	3695
<b>TOTAL PLAYS FROM SCRIMMAGE</b>	<b>993</b>	<b>974</b>
Rushes	498	353
Average Gain Per Rush	4.1	3.5
<b>NET YARDS PASSING</b>	<b>2044</b>	<b>3695</b>
Passes Attempted	451	579
Passes Completed	277	333
Percent Completed	61.4	57.5
Had Intercepted	5	23
Times Sacked	44	42
Lost Attempting to Pass	263	283
<b>PUNTS</b>	<b>79</b>	<b>87</b>
Total Yardage of Punts	3970	3911
Average Length	50.3	45.0
<b>KICKOFF RETURNS</b>	<b>39</b>	<b>46</b>
Total Yards Returned	1060	1061
Average Length of Return	27.2	23.1
<b>PENALTIES</b>	<b>113</b>	<b>98</b>
Yards Penalized	1014	867
<b>FUMBLES</b>	<b>14</b>	<b>31</b>
Own Fumbles Recovered	9	16
Opponents' Fumbles Recovered	15	5
<b>FIELD GOALS</b>	<b>44</b>	<b>22</b>
Field Goals Attempted	52	27
<b>TOTAL POINTS SCORED</b>	<b>380</b>	<b>229</b>
Touchdowns Scored	35	23
Touchdowns Rushing	14	3
Touchdowns Passing	18	20
Touchdown Returns	3	0
Extra Points	34	21
Field Goals	44	22
Safeties	1	1
<b>AVG. TIME OF POSSESSION</b>	<b>32:02</b>	<b>27:58</b>
<b>SCORING</b>	<b>TDs Ru Pa Int Fu KO Pu PAT FG S Pts</b>	
Akers, Davis	0 0 0 0 0 0 0 0 34/34 44/52 0 166	
Gore, Frank	8 8 0 0 0 0 0 0 0/0 0/0 0 48	
Davis, Vernon	6 0 6 0 0 0 0 0 0/0 0/0 0 36	
Crabtree, Michael	4 0 4 0 0 0 0 0 0/0 0/0 0 26	
Williams, Kyle	3 0 3 0 0 0 0 0 0/0 0/0 0 18	
Walker, Delanie	3 0 3 0 0 0 0 0 0/0 0/0 0 18	
Ginn Jr., Ted	2 0 0 0 0 1 1 0/0 0/0 0 12	
Dixon, Anthony	2 2 0 0 0 0 0 0 0/0 0/0 0 12	
Hunter, Kendall	2 2 0 0 0 0 0 0 0/0 0/0 0 12	
Smith, Alex	2 2 0 0 0 0 0 0 0/0 0/0 0 12	
Miller, Bruce	1 0 1 0 0 0 0 0 0/0 0/0 0 6	

Rookie Names in Italic

(continued)

<b>SCORING</b>	<b>TDs Ru Pa Int Fu KO Pu PAT FG S Pts</b>										
Rogers, Carlos	1 0 0 1 0 0 0 0/0 0/0 0 6										
Morgan, Joshua	1 0 1 0 0 0 0 0/0 0/0 0 6										
Smith, Aldon	0 0 0 0 0 0 0 0/0 0/0 1 2										
<b>49ERS</b>	<b>35 14 18 1 0 1 1 34/34 44/52 1 380</b>										
<b>OPPONENTS</b>	<b>23 3 20 0 0 0 0 21/21 22/27 1 229</b>										
2-pt conversions: Team: 1-1, Opponents: 1-2											

<b>RUSHING</b>	<b>No</b>	<b>Yds</b>	<b>Avg</b>	<b>Long</b>	<b>TD</b>
Gore, Frank	282	1,211	4.3	55	8
Hunter, Kendall	112	473	4.2	44	2
Smith, Alex	52	179	3.4	14	2
Dixon, Anthony	29	87	3.0	9	2
Ginn Jr., Ted	8	68	8.5	24	0
Williams, Kyle	2	32	16.0	25	0
Miller, Bruce	4	8	2.0	3	0
Crabtree, Michael	1	6	6.0	6	0
Walker, Delanie	3	5	1.7	14	0
Kaepernick, Colin	2	-2	-1.0	-1	0
Davis, Vernon	2	-5	-2.5	-2	0
Lee, Andy	1	-18	-18.0	-18	0
<b>49ERS</b>	<b>498</b>	<b>2044</b>	<b>4.1</b>	<b>55</b>	<b>14</b>
<b>OPPONENTS</b>	<b>353</b>	<b>1236</b>	<b>3.5</b>	<b>34</b>	<b>3</b>

<b>RECEIVING</b>	<b>No</b>	<b>Yds</b>	<b>Avg</b>	<b>Long</b>	<b>TD</b>
Crabtree, Michael	72	874	12.1	52t	4
Davis, Vernon	67	792	11.8	44	6
Williams, Kyle	20	241	12.1	56t	3
Ginn Jr., Ted	19	220	11.6	26	0
Walker, Delanie	19	198	10.4	29t	3
Gore, Frank	17	114	6.7	13	0
Hunter, Kendall	16	195	12.2	44	0
Morgan, Joshua	15	220	14.7	30t	1
Edwards, Braylon	15	181	12.1	24	0
Miller, Bruce	11	83	7.5	30t	1
Swain, Brett	2	15	7.5	9	0
Peelle, Justin	1	19	19.0	19	0
Sopoaga, Isaac	1	18	18.0	18	0
Staley, Joe	1	17	17.0	17	0
Dixon, Anthony	1	6	6.0	6	0
<b>49ERS</b>	<b>277</b>	<b>3193</b>	<b>11.5</b>	<b>56t</b>	<b>18</b>
<b>OPPONENTS</b>	<b>333</b>	<b>3978</b>	<b>11.9</b>	<b>77</b>	<b>20</b>

<b>INTERCEPTIONS</b>	<b>No</b>	<b>Yds</b>	<b>Avg</b>	<b>Long</b>	<b>TD</b>
Rogers, Carlos	6	106	17.7	31t	1
Goldson, Dashon	6	53	8.8	21	0
Brown, Tarell	4	15	3.8	11	0
Whitner, Donte	2	48	24.0	48	0
Brock, Tramaine	2	18	9.0	18	0
Culliver, Chris	1	23	23.0	23	0
Smith, Reggie	1	11	11.0	11	0
Willis, Patrick	1	10	10.0	10	0
<b>49ERS</b>	<b>23</b>	<b>284</b>	<b>12.3</b>	<b>48</b>	<b>1</b>
<b>OPPONENTS</b>	<b>5</b>	<b>51</b>	<b>10.2</b>	<b>30</b>	<b>0</b>

<b>KICKOFF RETURNS</b>	<b>No</b>	<b>Yds</b>	<b>Avg</b>	<b>Long</b>	<b>TD</b>
Ginn Jr., Ted	29	800	27.6	102t	1
Hunter, Kendall	6	156	26.0	43	0
Williams, Kyle	4	104	26.0	33	0
<b>49ERS</b>	<b>39</b>	<b>1,060</b>	<b>27.2</b>	<b>102t</b>	<b>1</b>
<b>OPPONENTS</b>	<b>46</b>	<b>1,061</b>	<b>23.1</b>	<b>39</b>	<b>0</b>

<b>PUNT RETURNS</b>	<b>Ret</b>	<b>FC</b>	<b>Yds</b>	<b>Avg</b>	<b>Long</b>	<b>TD</b>
Ginn Jr., Ted	38	18	466	12.3	55t	1
Smith, Reggie	4	1	37	9.3	14	0
Williams, Kyle	2	4	41	20.5	36	0
<b>49ERS</b>	<b>44</b>	<b>23</b>	<b>544</b>	<b>12.4</b>	<b>55t</b>	<b>1</b>
<b>OPPONENTS</b>	<b>39</b>	<b>17</b>	<b>315</b>	<b>8.1</b>	<b>24</b>	<b>0</b>

<b>PUNTING</b>	<b>No</b>	<b>Yds</b>	<b>Avg</b>	<b>Net</b>	<b>TB</b>	<b>I-20</b>	<b>Lg</b>	<b>B</b>
Lee, Andy	78	3,970	50.9	44.0	9	28	68	1
<b>49ERS</b>	<b>78</b>	<b>3,970</b>	<b>50.3</b>	<b>44.0</b>	<b>9</b>	<b>28</b>	<b>68</b>	<b>1</b>
<b>OPPONENTS</b>	<b>87</b>	<b>3,911</b>	<b>45.0</b>	<b>37.1</b>	<b>7</b>	<b>21</b>	<b>77</b>	<b>0</b>

<b>PASSING</b>	<b>Att</b>	<b>Comp</b>	<b>Pct</b>	<b>Yds</b>	<b>LG</b>	<b>TD</b>	<b>Int</b>	<b>QB</b>
Smith, Alex	445	273	61.3	3144	56t	17	5	90.7
Kaepernick, Colin	5	3	60.0	35	19	0	0	81.3
Akers, David	1	1	100.0	14	14t	1	0	158.3
<b>49ERS</b>	<b>451</b>	<b>277</b>	<b>61.4</b>	<b>3193</b>	<b>56t</b>	<b>18</b>	<b>5</b>	<b>91.5</b>
<b>OPPONENTS</b>	<b>579</b>	<b>333</b>	<b>57.5</b>	<b>3978</b>	<b>77</b>	<b>20</b>	<b>20</b>	<b>73.6</b>

**2012 (13-5-1)**  
**NFC West Champions – NFC Champions**  
**Jim Harbaugh, Coach**

W	30	at Green Bay (70,523), S–9	22
W	27	Detroit (69,732), <b>SUN</b> S–16	19
L	13	at Minnesota (57,288), S–23	24
W	34	at New York Jets (79,088), S–30	0
W	45	Buffalo (69,732), 0–7	3
L	3	New York Giants (69,732), 0–14	26
W	13	Seattle (69,732), <b>THU</b> 0–18	6
W	24	at Arizona (62,810), <b>MON</b> 0–29	3
–	–	BYE, N–4	–
T	24	St. Louis (69,732), N–11	(OT) 24
W	32	Chicago (69,732), <b>MON</b> N–19	7
W	31	at New Orleans (73,147), N–25	21
L	13	at St. Louis (57,279), D–2	(OT) 16
W	27	Miami (69,732), D–9	13
W	41	at New England (68,756), <b>SUN</b> D–16	34
L	13	at Seattle (68,161), <b>SUN</b> D–23	42
W	27	Arizona (69,732), D–30	13
<b>397</b>			<b>273</b>
<b>NFC DIVISIONAL ROUND - JAN. 12</b> (at San Francisco – Candlestick Park)			
W	45	Green Bay (68,732)– <b>SAT</b>	31
<b>NFC CHAMPIONSHIP - JAN. 20</b> (at Atlanta – Georgia Dome)			
W	28	Atlanta (60,863)	24
<b>SUPER BOWL XLVII - FEB. 3</b> (at New Orleans – Mercedes-Benz Superdome)			
L	31	Baltimore (71,024)	34

<b>TEAM STATISTICS</b>		<b>49ers</b>	<b>Opp</b>
TOTAL FIRST DOWNS		322	284
Rushing		128	72
Passing		172	178
Penalty		22	34
TOTAL YARDS GAINED		5789	4710
By Rushing		2491	1507
By Passing		3298	3203
TOTAL PLAYS FROM SCRIMMAGE		969	1012
Rushes		492	407
Average Gain Per Rush		5.1	3.7
NET YARDS PASSING		3298	3203
Passes Attempted		436	567
Passes Completed		289	337
Percent Completed		66.3	59.4
Had Intercepted		8	14
Times Sacked		41	38
Lost Attempting to Pass		253	270
PUNTS		67	79
Total Yardage of Punts		3226	3609
Average Length		48.1	45.7
KICKOFF RETURNS		49	48
Total Yards Returned		1216	1289
Average Length of Return		24.8	26.9
PENALTIES		109	93
Yards Penalized		960	758
FUMBLES		26	21
Own Fumbles Recovered		18	10
Opponents' Fumbles Recovered		11	8
FIELD GOALS		29	22
Field Goals Attempted		42	27
TOTAL POINTS SCORED		397	273
Touchdowns Scored		44	29
Touchdowns Rushing		17	7
Touchdowns Passing		23	19
Touchdown Returns		4	3
Extra Points		44	27
Field Goals		29	22
Safeties		1	1
AVG. TIME OF POSSESSION		30:49	29:11

<b>SCORING</b>												
	<b>TDs</b>	<b>Ru</b>	<b>Pa</b>	<b>Int</b>	<b>Fu</b>	<b>KO</b>	<b>Pu</b>	<b>PAT</b>	<b>FG</b>	<b>S</b>	<b>Pts</b>	
Akers, David	0	0	0	0	0	0	0	44/44	29/42	0	131	
Gore, Frank	10	8	1	0	1	0	0	0	0	0	60	
Crabtree, Michael	9	0	9	0	0	0	0	0	0	0	54	
Davis, Vernon	5	0	5	0	0	0	0	0	0	0	30	
Kaepernick, Colin	5	5	0	0	0	0	0	0	0	0	30	
Moss, Randy	3	0	3	0	0	0	0	0	0	0	18	
Walker, Delanie	3	0	3	0	0	0	0	0	0	0	18	
Hunter, Kendall	2	2	0	0	0	0	0	0	0	0	12	

Rookie Names in *Italic*

(continued)

<b>SCORING</b>												
	<b>TDs</b>	<b>Ru</b>	<b>Pa</b>	<b>Int</b>	<b>Fu</b>	<b>KO</b>	<b>Pu</b>	<b>PAT</b>	<b>FG</b>	<b>S</b>	<b>Pts</b>	
Dixon, Anthony	2	2	0	0	0	0	0	0	0	0	12	
Manningham, Mario	1	0	1	0	0	0	0	0	0	0	6	
Williams, Kyle	1	0	1	0	0	0	0	0	0	0	6	
Brooks, Ahmad	1	0	0	1	0	0	0	0	0	0	6	
Rogers, Carlos	1	0	0	0	1	0	0	0	0	0	6	
Whitner, Donte	1	0	0	1	0	0	0	0	0	0	6	
McDonald, Ray	0	0	0	0	0	0	0	0	0	1	2	
<b>49ERS</b>	<b>44</b>	<b>17</b>	<b>23</b>	<b>2</b>	<b>2</b>	<b>0</b>	<b>0</b>	<b>44/44</b>	<b>29/42</b>	<b>1</b>	<b>397</b>	
<b>OPPONENTS</b>	<b>29</b>	<b>7</b>	<b>19</b>	<b>0</b>	<b>2*</b>	<b>0</b>	<b>1</b>	<b>22/27</b>	<b>27/27</b>	<b>1</b>	<b>273</b>	

\*ret blkcd FG | 2-pt conversions: Team: 0–0, Opponents: 2–2

<b>RUSHING</b>					
	<b>No</b>	<b>Yds</b>	<b>Avg</b>	<b>Long</b>	<b>TD</b>
Gore, Frank	258	1,214	4.7	37	8
Kaepernick, Colin	63	415	6.6	50t	5
Hunter, Kendall	72	371	5.2	26	2
Smith, Alex	31	132	4.3	24	0
<i>James, LaMichael</i>	27	125	4.6	26	0
Dixon, Anthony	21	78	3.7	9	2
Manningham, Mario	3	64	21.3	29	0
Goldson, Dashon	1	31	31	31	0
Williams, Kyle	4	21	5.3	9	0
Miller, Bruce	5	18	3.6	9	0
Crabtree, Michael	1	8	8	8	0
Jacobs, Brandon	5	7	1.4	3	0
Ginn Jr., Ted	1	7	7	7	0
<b>49ERS</b>	<b>492</b>	<b>2,491</b>	<b>5.1</b>	<b>50t</b>	<b>17</b>
<b>OPPONENTS</b>	<b>407</b>	<b>1,507</b>	<b>3.7</b>	<b>35</b>	<b>7</b>

<b>RECEIVING</b>					
	<b>No</b>	<b>Yds</b>	<b>Avg</b>	<b>Long</b>	<b>TD</b>
Crabtree, Michael	85	1,105	13	49t	9
Manningham, Mario	42	449	10.7	40	1
Davis, Vernon	41	548	13.4	53	5
Moss, Randy	28	434	15.5	55	3
Gore, Frank	28	234	8.4	26	1
Walker, Delanie	21	344	16.4	45	3
Williams, Kyle	14	212	15.1	57	1
Miller, Bruce	12	84	7	26	0
Hunter, Kendall	9	60	6.7	12	0
<i>Celek, Garrett</i>	4	51	12.8	35	0
<i>James, LaMichael</i>	3	29	9.7	15	0
Ginn Jr., Ted	2	1	0.5	1	0
<b>49ERS</b>	<b>289</b>	<b>3,551</b>	<b>12.3</b>	<b>57</b>	<b>23</b>
<b>OPPONENTS</b>	<b>337</b>	<b>3,473</b>	<b>10.3</b>	<b>53</b>	<b>19</b>

<b>INTERCEPTIONS</b>					
	<b>No</b>	<b>Yds</b>	<b>Avg</b>	<b>Long</b>	<b>TD</b>
Goldson, Dashon	3	21	7	20	0
Brown, Tarell	2	17	8.5	12	0
Culliver, Chris	2	4	2	4	0
Willis, Patrick	2	2	1	2	0
Rogers, Carlos	1	63	63	63	0
Brooks, Ahmad	1	50	50	50t	1
Whitner, Donte	1	42	42	42t	1
Bowman, NaVorro	1	11	11	11	0
Smith, Aldon	1	6	6	6	0
<b>49ERS</b>	<b>14</b>	<b>216</b>	<b>15.4</b>	<b>63</b>	<b>2</b>
<b>OPPONENTS</b>	<b>8</b>	<b>70</b>	<b>8.8</b>	<b>24</b>	<b>0</b>

<b>KICKOFF RETURNS</b>					
	<b>No</b>	<b>Yds</b>	<b>Avg</b>	<b>Long</b>	<b>TD</b>
James, LaMichael	14	417	29.8	62	0
Williams, Kyle	13	353	27.2	94	0
Ginn Jr., Ted	11	253	23.0	31	0
Hunter, Kendall	7	165	23.6	31	0
Walker, Delanie	4	28	7.0	18	0
<b>49ERS</b>	<b>49</b>	<b>1216</b>	<b>24.8</b>	<b>94</b>	<b>0</b>
<b>OPPONENTS</b>	<b>48</b>	<b>1289</b>	<b>26.9</b>	<b>66</b>	<b>0</b>

<b>PUNT RETURNS</b>						
	<b>Ret</b>	<b>FC</b>	<b>Yds</b>	<b>Avg</b>	<b>Long</b>	<b>TD</b>
Ginn Jr., Ted	32	12	326	10.2	38	0
Williams, Kyle	4	6	52	13.0	20	0
<b>49ERS</b>	<b>36</b>	<b>18</b>	<b>378</b>	<b>10.5</b>	<b>38</b>	<b>0</b>
<b>OPPONENTS</b>	<b>36</b>	<b>18</b>	<b>249</b>	<b>6.9</b>	<b>75t</b>	<b>1</b>

<b>PUNTING</b>								
	<b>No</b>	<b>Yds</b>	<b>Avg</b>	<b>Net</b>	<b>TB</b>	<b>I-20</b>	<b>Lg</b>	<b>B</b>
Lee, Andy	67	3226	48.1	43.2	4	36	66	0
<b>49ERS</b>	<b>67</b>	<b>3226</b>	<b>48.1</b>	<b>43.2</b>	<b>4</b>	<b>36</b>	<b>66</b>	<b>0</b>
<b>OPPONENTS</b>	<b>78</b>	<b>3609</b>	<b>45.7</b>	<b>39.1</b>	<b>7</b>	<b>24</b>	<b>70</b>	<b>1</b>

<b>PASSING</b>								
	<b>Att</b>	<b>Comp</b>	<b>Pct</b>	<b>Yds</b>	<b>LG</b>	<b>TD</b>	<b>Int</b>	<b>QB</b>
Kaepernick, Colin	218	136	62.4	1814	57	10	3	98.3
Smith, Alex	218	153	70.2	1737	55	13	5	104.1
Hunter, Kendall	0	0	0.0	0	0	0	0	0.0
<b>49ERS</b>	<b>436</b>	<b>289</b>	<b>66.3</b>	<b>3551</b>	<b>57</b>	<b>23</b>	<b>8</b>	<b>101.2</b>
<b>OPPONENTS</b>	<b>567</b>	<b>337</b>	<b>59.4</b>	<b>3473</b>	<b>53</b>	<b>19</b>	<b>14</b>	<b>78.0</b>

2013 (12-4/14-5)

Jim Harbaugh, Coach

W	34	Green Bay (69,732), S-8	28
L	3	at Seattle (68,338), SUN/S-15	29
L	7	Indianapolis (69,732), S-22	27
W	35	at St. Louis (56,640), THU/S-26	11
W	34	Houston (69,732), SUN/O-6	3
W	32	Arizona (69,732), O-13	20
W	31	at Tennessee (69,143), O-20	17
W	42	at Jacksonville in London (83,559), O-27	10
-	-	BYE, N-3	-
L	9	Carolina (69,732), N-10	10
L	20	at New Orleans (73,025), N-17	23
W	27	at Washington (79,773), MON/N-25	6
W	23	St. Louis (69,732), D-1	13
W	19	Seattle (69,732), D-8	17
W	33	at Tampa Bay (64,142), D-15	14
W	34	Atlanta (69,732), MON/D-23	24
W	23	at Arizona (63,570), D-29	20
<b>406</b>			<b>272</b>

NFC WILDCARD - JAN. 5

(at Green Bay - Lambeau Field)

W	23	at Green Bay (77,525)	20
---	----	-----------------------	----

NFC DIVISIONAL ROUND - JAN. 12

(at Carolina - Bank of America Stadium)

W	23	at Carolina (73,784)	10
---	----	----------------------	----

NFC CHAMPIONSHIP GAME - JAN. 19

(at Seattle - CenturyLink Field)

L	17	at Seattle (68,454)	23
---	----	---------------------	----

TEAM STATISTICS

TOTAL FIRST DOWNS	49ers	Opp
Rushing	286	284
Passing	115	77
Penalty	148	181
TOTAL YARDS GAINED	23	26
By Rushing	5180	5071
By Passing	2201	1535
TOTAL PLAYS FROM SCRIMMAGE	2979	3536
Rushes	961	1020
Average Gain Per Rush	505	397
NET YARDS PASSING	4.4	3.9
Passes Attempted	2979	3536
Passes Completed	417	585
Percent Completed	244	345
Had Intercepted	58.5	59.0
Times Sacked	8	18
Lost Attempting to Pass	39	38
PUNTS	231	283
Total Yardage of Punts	79	87
Average Length	3804	3884
KICKOFF RETURNS	48.2	44.6
Total Yards Returned	32	54
Average Length of Return	726	1104
PENALTIES	22.7	20.4
Yards Penalized	103	96
FUMBLES	845	878
Own Fumbles Recovered	20	21
Opponents' Fumbles Recovered	10	9
FIELD GOALS	12	10
Field Goals Attempted	32	20
TOTAL POINTS SCORED	36	25
Touchdowns Scored	406	272
Touchdowns Rushing	44	30
Touchdowns Passing	18	11
Touchdown Returns	21	19
Extra Points	5	0
Field Goals	44	28
Safeties	32	20
AVG. TIME OF POSSESSION	1	1
	30:35	29:26

SCORING

Dawson, Phil	TDs	Ru	Pa	Int	Fu	KO	Pu	PAT	FG	S	Pts
Davis, Vernon	0	0	0	0	0	0	0	44/44	32/36	0	140
Gore, Frank	13	0	13	0	0	0	0	0/0	0/0	0	78
Boldin, Anquan	9	9	0	0	0	0	0	0/0	0/0	0	54
Kaepernick, Colin	7	0	7	0	0	0	0	0/0	0/0	0	42
Hunter, Kendall	4	4	0	0	0	0	0	0/0	0/0	0	24
Dixon, Anthony	4	3	0	0	1	0	0	0/0	0/0	0	24
Bowman, NaVorro	2	2	0	0	0	0	0	0/0	0/0	0	12
Osgood, Kassim	1	0	0	1	0	0	0	0/0	0/0	0	6
Skuta, Dan	1	0	0	0	1	0	0	0/0	0/0	0	6

(continued)

SCORING

Crabtree, Michael	TDs	Ru	Pa	Int	Fu	KO	Pu	PAT	FG	S	Pts
Brock, Tramaine	1	0	1	0	0	0	0	0/0	0/0	0	6
Lemonier, Corey	1	0	0	1	0	0	0	0/0	0/0	0	6
49ERS	0	0	0	0	0	0	0	0/0	0/0	1	2
OPPONENTS	44	18	21	2	3	0	0	44/44	32/36	1	406
2-pt conversions:	30	11	19	0	0	0	0	28/28	20/25	1	272
Team:	0-0	Opponents:	1-2								

RUSHING

Gore, Frank	No	Yds	Avg	Long	TD
Kaepernick, Colin	276	1128	4.1	51	9
Hunter, Kendall	92	524	5.7	28	4
James, LaMichael	78	358	4.6	45	3
Dixon, Anthony	12	59	4.9	21	0
Patton, Quinton	28	56	2.0	9	2
Williams, Kyle	1	26	26.0	26	0
Miller, Bruce	2	23	11.5	13	0
Boldin, Anquan	7	13	1.9	4	0
Moore, Marlon	2	11	5.5	11	0
McCoy, Colt	1	9	9.0	9	0
49ERS	6	-6	-1.0	-1	0
OPPONENTS	505	2201	4.4	51	18
	397	1535	3.9	30	11

RECEIVING

Boldin, Anquan	No	Yds	Avg	Long	TD
Davis, Vernon	85	1179	13.9	63	7
Miller, Bruce	52	850	16.3	64t	13
Crabtree, Michael	25	243	9.7	43	0
Gore, Frank	19	284	14.9	60	1
Williams, Kyle	16	141	8.8	29	0
Manningham, Mario	12	113	9.4	16	0
McDonald, Vance	9	85	9.4	14	0
Patton, Quinton	8	119	14.9	25	0
Dixon, Anthony	3	34	11.3	29	0
Baldwin, Jonathan	3	30	10.0	19	0
Celek, Garrett	3	28	9.3	15	0
James, LaMichael	2	38	19.0	30	0
Hunter, Kendall	2	16	8.0	12	0
Osgood, Kassim	1	17	17.0	17	0
Staley, Joe	1	14	14.0	14	0
Moore, Marlon	1	6	6.0	6	0
49ERS	244	3210	13.2	64t	21
OPPONENTS	345	3819	11.1	75t	19

INTERCEPTIONS

Brock, Tramaine	No	Yds	Avg	Long	TD
Reid, Eric	5	82	16.4	41	1
Bowman, NaVorro	4	54	13.5	53	0
Rogers, Carlos	2	93	46.5	89t	1
Whitner, Donte	2	14	7.0	11	0
Brooks, Ahmad	2	7	3.5	7	0
Jerod-Eddie, Tony	1	22	22.0	22	0
Wright, Eric	1	6	6.0	6	0
49ERS	1	0	0.0	0	0
OPPONENTS	18	278	15.4	89t	2
	8	117	14.6	43	0

KICKOFF RETURNS

James, LaMichael	No	Yds	Avg	Long	TD
Williams, Kyle	12	321	26.8	41	0
Dixon, Anthony	7	134	19.1	35	0
Hunter, Kendall	5	101	20.2	47	0
Cox, Perrish	4	81	20.3	30	0
Patton, Quinton	3	82	27.3	30	0
49ERS	1	7	7.0	7	0
Opponents	32	726	22.7	47	0
	54	1104	20.4	82	0

PUNT RETURNS

James, LaMichael	Ret	FC	Yds	Avg	Long	TD
Williams, Kyle	23	12	251	10.9	40	0
49ERS	12	20	61	5.1	22	0
OPPONENTS	35	32	312	8.9	40	0
	38	21	330	8.7	38	0

PUNTING

Lee, Andy	No	Yds	Avg	Net	TB	I-20	Lg	B
49ERS	79	3804	48.2	41.7	9	27	62	0
Opponents	79	3804	48.2	41.7	9	27	62	0
	85	3884	44.6	40.1	4	27	65	2

PASSING

Kaepernick, Colin	Att	Comp	Pct	Yds	LG	TD	Int	QB
McCoy, Colt	416	243	58.4	3197	64t	21	8	91.6
49ERS	1	1	100.0	13	13	0	0	118.8
OPPONENTS	417	244	58.5	3210	64t	21	8	91.7
	585	345	59.0	3819	75t	19	18	76.4

Rookie Names in Italic



# 49ERS RECORD VS. OPPONENTS

(National Football League - 1950-Present)



## ARIZONA CARDINALS

Overall: 28-17

Home: 16-8

Away: 12-9

Date	Win	Score	Location	Date	Win	Score	Location	Date	Win	Score	Location
11/18/51	Cardinals	27-21	SF*	11/6/88	Cardinals	24-23	P	12/24/06	Cardinals	26-20	SF
9/29/57	Cardinals	20-10	SF*	11/17/91	49ers	14-10	SF	9/10/07	49ers	20-17	SF
11/25/62	49ers	24-17	SL	11/1/92	Cardinals	24-14	P	11/25/07	49ers	37-31 (OT)	AZ
9/27/64	Cardinals	23-13	SF	10/24/93	49ers	28-14	SF	9/7/08	Cardinals	23-13	SF
9/22/68	49ers	35-17	SF	9/27/99	49ers	24-10	AZ	11/10/08	Cardinals	29-24	AZ
10/24/71	49ers	26-14	SL	10/1/00	49ers	27-20	SF	9/13/09	49ers	20-16	AZ
10/6/74	Cardinals	34-9	SF	10/27/02	49ers	38-28	SF	12/14/09	49ers	24-9	SF
10/31/76	Cardinals	23-20 (OT)	SL	12/21/02	49ers	17-14	AZ	11/29/10	49ers	27-6	AZ
11/12/78	Cardinals	16-10	SF	10/26/03	Cardinals	16-13 (OT)	AZ	1/2/11	49ers	38-7	SF
12/2/79	Cardinals	13-10	SF	12/7/03	49ers	50-14	SF	11/20/11	49ers	23-7	SF
9/14/80	49ers	24-21 (OT)	SL	10/10/04	49ers	31-28 (OT)	SF	12/11/11	Cardinals	21-19	AZ
11/21/82	49ers	31-20	SL	12/12/04	49ers	31-28 (OT)	AZ	10/29/12	49ers	24-3	AZ
9/18/83	49ers	42-27	SL	10/2/05	Cardinals	31-14	MC	12/30/12	49ers	27-13	SF
11/9/86	49ers	43-17	SF	12/4/05	Cardinals	17-10	SF	10/13/13	49ers	32-20	SF
10/18/87	49ers	34-28	SF	9/10/06	Cardinals	34-27	AZ	12/29/13	49ers	23-20	AZ

\* Chicago Cards (SL) - St. Louis (P) - Phoenix (AZ) - Arizona (MC) - Mexico City

<b>Record: At Levi's® Stadium:</b> (0-0)	<b>University of Phoenix:</b> (5-3)	<b>Points: At Levi's® Stadium:</b> (0-0)	<b>University of Phoenix:</b> (201-160)
--	-------------------------------------	--	---



## ATLANTA FALCONS

Overall: 46-30-1

Home: 27-11

Away: 19-19-1

Date	Win	Score	Location	Date	Win	Score	Location	Date	Win	Score	Location
10/16/66	49ers	44-7	A	12/16/79	Falcons	31-21	A	9/19/93	49ers	37-30	SF
9/24/67	49ers	38-7	SF	9/28/80	Falcons	20-17	SF	12/11/93	Falcons	27-24	A
12/10/67	49ers	34-28	A	12/14/80	Falcons	35-10	A	10/16/94	49ers	42-3	A
9/29/68	49ers	28-13	SF	9/20/81	Falcons	34-17	A	12/4/94	49ers	50-14	SF
12/15/68	49ers	14-12	A	11/8/81	49ers	17-14	SF	9/10/95	49ers	41-10	SF
9/21/69	Falcons	24-12	A	12/19/82	Falcons	17-7	SF	12/24/95	Falcons	28-27	A
10/19/69	Falcons	21-7	SF	9/25/83	49ers	24-20	SF	9/29/96	49ers	39-17	SF
10/4/70	Falcons	21-0	A	11/20/83	Falcons	28-24	A	12/2/96	49ers	34-10	A
12/06/70	49ers	24-20	SF	9/30/84	49ers	14-5	SF	9/21/97	49ers	34-7	SF
9/19/71	Falcons	20-17	A	12/2/84	49ers	35-17	A	10/19/97	49ers	35-28	A
12/12/71	49ers	24-3	SF	9/15/85	49ers	35-16	SF	9/27/98	49ers	31-20	SF
10/29/72	49ers	49-14	A	10/6/85	49ers	38-17	A	11/15/98	Falcons	31-19	A
12/10/72	49ers	20-0	SF	10/19/86	Tie	10-10 (OT)	A	<b>1/9/99 (d)</b>	<b>Falcons</b>	<b>20-18</b>	<b>A</b>
10/7/73	49ers	13-9	A	11/23/86	49ers	20-0	SF	12/12/99	49ers	26-7	SF
10/28/73	Falcons	17-3	SF	10/11/87	49ers	25-17	A	1/3/00	Falcons	34-29	A
9/22/74	49ers	16-10	A	12/20/87	49ers	35-7	SF	9/3/00	Falcons	36-28	A
11/24/74	49ers	27-0	SF	9/18/88	Falcons	34-17	SF	11/19/00	49ers	16-6	SF
10/12/75	Falcons	17-3	SF	12/4/88	49ers	13-3	A	9/9/01	49ers	16-13 (OT)	SF
12/14/75	Falcons	31-9	A	11/12/89	49ers	45-3	SF	10/14/01	49ers	37-31 (OT)	A
10/23/76	49ers	15-0	SF	12/3/89	49ers	23-10	A	9/12/04	Falcons	21-19	SF
11/14/76	Falcons	21-16	A	9/23/90	49ers	19-13	SF	11/4/07	Falcons	20-16	A
10/9/77	Falcons	7-0	SF	10/14/90	49ers	45-35	A	10/11/09	Falcons	45-10	SF
11/6/77	49ers	10-3	A	10/13/91	Falcons	39-34	SF	10/3/10	Falcons	16-14	A
10/22/78	Falcons	20-17	SF	11/3/91	Falcons	17-14	A	<b>1/20/13 (c)</b>	<b>49ers</b>	<b>28-24</b>	<b>A</b>
11/5/78	Falcons	21-10	A	10/18/92	49ers	56-17	SF	12/23/13	49ers	34-24	SF
10/21/79	49ers	20-15	SF	11/9/92	49ers	41-3	A				

(d) - NFC Divisional Playoff (c) - NFC Championship Game

<b>Record: At Levi's® Stadium:</b> (0-0)	<b>Georgia Dome:</b> (6-8)	<b>Points: At Levi's® Stadium:</b> (0-0)	<b>Georgia Dome:</b> (392-311)
--	----------------------------	--	--------------------------------



## BALTIMORE RAVENS

Overall: 1-4

Home: 1-1

Away: 0-2

Neutral: 0-1

Date	Win	Score	Location	Date	Win	Score	Location	Date	Win	Score	Location
11/17/96	49ers	38-20	SF	10/7/07	Ravens	9-7	SF	<b>2/3/13 (s)</b>	<b>Ravens</b>	<b>34-31</b>	<b>NO</b>
11/30/03	Ravens	44-6	B	11/24/11	Ravens	16-6	B				

(s) - Super Bowl XLVII (NO) - Mercedes-Benz Superdome (New Orleans, LA)

<b>Record: At Levi's® Stadium:</b> (0-0)	<b>M&amp;T Bank Stadium:</b> (0-2)	<b>Points: At Levi's® Stadium:</b> (0-0)	<b>M&amp;T Bank Stadium:</b> (12-60)
--	------------------------------------	--	--------------------------------------

LEVI'S® STADIUM INAUGURAL SEASON



**BUFFALO BILLS**

Overall: 6–5

Home: 4–3

Away: 2–2

Date	Win	Score	Location	Date	Win	Score	Location	Date	Win	Score	Location
9/24/72	Bills	27–20	B	9/13/92	Bills	34–31	SF	12/26/04	Bills	41–7	SF
12/21/80	Bills	18–13	SF	12/3/95	49ers	27–17	SF	11/30/08	49ers	10–3	B
12/11/83	49ers	23–10	B	10/4/98	Bills	26–21	B	10/7/12	49ers	45–3	SF
12/17/89	49ers	21–10	SF	12/2/01	49ers	35–0	SF				

**Record:** At Levi's® Stadium: (0–0)      Ralph Wilson Stadium: (2–1)      **Points:** At Levi's® Stadium: (0–0)      Ralph Wilson Stadium: (54–39)



**CAROLINA PANTHERS**

Overall: 8–11

Home: 3–6

Away: 5–5

Date	Win	Score	Location	Date	Win	Score	Location	Date	Win	Score	Location
11/5/95	Panthers	13–7	SF	12/6/98	49ers	31–28 (OT)	C	11/14/04	Panthers	37–27	SF
12/10/95	49ers	31–10	C*	10/17/99	Panthers	31–29	SF	12/2/07	Panthers	31–14	C
9/22/96	Panthers	23–7	C	12/18/99	Panthers	41–24	C	10/24/10	Panthers	23–20	C
12/8/96	Panthers	30–24	SF	9/10/00	Panthers	38–22	SF	11/10/13	Panthers	10–9	SF
9/29/97	49ers	34–21	C	10/22/00	Panthers	34–16	C	<b>1/12/14 (d) 49ers</b>	<b>23–10</b>	<b>C</b>	
11/16/97	49ers	27–19	SF	10/7/01	49ers	24–14	SF				
11/8/98	49ers	25–23	SF	11/18/01	49ers	25–22 (OT)	C				

\* Clemson, SC

**Record:** At Levi's® Stadium: (0–0)      Bank of America Stadium: (4–5)      **Points:** At Levi's® Stadium: (0–0)      Bank of America Stadium: (194–233)



**CHICAGO BEARS**

Overall: 32–29–1

Home: 22–12

Away: 10–17–1

Date	Win	Score	Location	Date	Win	Score	Location	Date	Win	Score	Location
9/24/50	Bears	32–20	SF	10/22/61	Bears	31–0	C	9/10/78	Bears	16–13	SF
11/19/50	Bears	17–0	C	11/19/61	49ers	41–31	SF	10/28/79	Bears	28–27	SF
10/21/51	Bears	13–7	C	9/16/62	Bears	30–14	SF	9/13/81	49ers	28–17	SF
10/19/52	49ers	40–16	C	10/14/62	49ers	34–27	C	11/27/83	Bears	13–3	C
11/2/52	Bears	20–17	SF	10/20/63	49ers	20–14	SF	<b>1/6/85 (c) 49ers</b>	<b>23–0</b>	<b>SF</b>	
10/18/53	49ers	35–28	C	12/8/63	Bears	27–7	C	10/13/85	Bears	26–10	SF
11/1/53	49ers	24–14	SF	10/4/64	49ers	31–21	SF	12/14/87	49ers	41–0	SF
10/17/54	49ers	31–24	C	11/22/64	Bears	23–21	C	10/24/88	Bears	10–9	C
10/31/54	Bears	31–27	SF	9/19/65	49ers	52–24	SF	12/24/89	49ers	28–3	C
10/9/55	49ers	20–19	C	12/12/65	Bears	61–20	C	<b>1/9/89 (c) 49ers</b>	<b>26–0</b>	<b>SF</b>	
10/23/55	Bears	34–23	SF	11/13/66	Tie	30–30	C	12/23/91	49ers	52–14	SF
10/14/56	Bears	31–7	C	12/11/66	49ers	41–14	SF	<b>1/7/05 (d) 49ers</b>	<b>44–15</b>	<b>SF</b>	
10/28/56	Bears	38–21	SF	12/3/67	Bears	28–14	SF	12/17/00	49ers	17–0	SF
10/13/57	49ers	21–17	C	11/10/68	Bears	27–19	C	10/28/01	Bears	37–31 (OT)	C
10/27/57	49ers	21–17	SF	12/6/69	49ers	42–21	SF	9/7/03	49ers	49–7	SF
10/12/58	Bears	28–6	C	11/8/70	49ers	37–16	C	10/31/04	Bears	23–13	C
10/26/58	Bears	27–14	SF	10/17/71	49ers	13–0	SF	11/13/05	Bears	17–9	C
10/25/59	49ers	20–17	SF	11/19/72	49ers	34–21	C	10/29/06	Bears	41–10	C
11/15/59	Bears	14–3	C	11/17/74	49ers	34–0	C	11/12/09	49ers	10–6	SF
10/16/60	Bears	27–10	C	11/16/75	49ers	31–3	SF	11/19/12	49ers	32–7	SF
10/30/60	49ers	25–7	SF	9/19/76	Bears	19–12	SF				

(c) – NFC Championship

(d) – NFC Divisional Playoff

**Record:** At Levi's® Stadium: (0–0)      Soldier Field: (3–6)      **Points:** At Levi's® Stadium: (0–0)      Soldier Field: (171–165)



**CINCINNATI BENGALS**

Overall: 11–3

Home: 5–1

Away: 4–2

Neutral: 2–0

Date	Win	Score	Location	Date	Win	Score	Location	Date	Win	Score	Location
9/29/74	Bengals	21–3	SF	9/20/87	49ers	27–26	C	12/5/99	Bengals	44–30	C
10/1/78	49ers	28–12	SF	<b>1/22/89</b>	<b>49ers (s)</b>	<b>20–16</b>	<b>M</b>	12/14/03	Bengals	41–38	C
12/6/81	49ers	21–3	C	12/9/90	49ers	20–17 (OT)	C	12/15/07	49ers	20–13	SF
<b>1/24/82</b>	<b>49ers (s)</b>	<b>26–21</b>	<b>D</b>	12/5/93	49ers	21–8	SF	9/25/11	49ers	13–8	C
11/4/84	49ers	23–17	SF	10/20/96	49ers	28–21	SF				

(s) – Super Bowl XVI & XXIII

(D) – Pontiac Silverdome (Pontiac, MI)

(M) – Joe Robbie Stadium (Miami, FL)

**Record:** At Levi's® Stadium: (0–0)      Paul Brown Stadium: (1–1)      **Points:** At Levi's® Stadium: (0–0)      Paul Brown Stadium: (51–49)

CLEVELAND BROWNS				Overall: 7-11				Home: 5-5				Away: 2-6																							
Date	Win	Score	Location	Date	Win	Score	Location	Date	Win	Score	Location	Date	Win	Score	Location																				
11/12/50	Browns	34-14	C	11/3/68	Browns	33-21	SF	11/29/87	49ers	38-24	SF	9/30/51	49ers	24-10	SF	9/27/70	49ers	34-31	SF	10/28/90	49ers	20-17	SF												
11/15/53	Browns	23-21	C	12/1/74	Browns	7-0	C	9/13/93	Browns	23-13	C	10/2/55	Browns	38-3	SF	9/3/78	Browns	24-7	C	9/21/03	Browns	13-12	SF	11/29/59	49ers	21-20	C	11/15/81	Browns	15-12	SF	12/30/07	Browns	20-7	C
12/15/62	Browns	13-10	SF	11/11/84	49ers	41-7	C	10/30/11	49ers	20-10	SF																								

<b>Record:</b> At Levi's® Stadium: (0-0) FirstEnergy Stadium: (0-1)	<b>Points:</b> At Levi's® Stadium: (0-0) FirstEnergy Stadium: (20-7)
---	--

DALLAS COWBOYS				Overall: 16-16-1				Home: 9-8				Away: 7-8-1																																															
Date	Win	Score	Location	Date	Win	Score	Location	Date	Win	Score	Location	Date	Win	Score	Location																																												
11/20/60	49ers	26-14	D	9/9/79	Cowboys	21-13	SF	11/13/94	49ers	21-14	SF	11/10/63	49ers	31-24	SF	10/12/80	Cowboys	59-14	D	<b>1/15/95 (c)</b>	<b>49ers</b>	<b>38-28</b>	<b>SF</b>																																				
11/7/65	Cowboys	39-31	D	10/11/81	49ers	45-14	SF	11/12/95	49ers	38-20	D	11/7/65	Cowboys	39-31	D	10/11/81	49ers	45-14	SF	11/10/96	Cowboys	20-17 (OT)	SF	12/16/67	49ers	24-16	SF	<b>1/10/82 (c)</b>	<b>49ers</b>	<b>28-27</b>	<b>SF</b>	11/10/96	Cowboys	20-17 (OT)	SF	11/27/69	Tie	24-24	D	12/19/83	49ers	42-17	SF	11/2/97	49ers	17-10	SF	11/27/69	Tie	24-24	D	12/22/85	49ers	31-16	SF	9/24/00	49ers	41-24	D
<b>1/3/71 (c)</b>	<b>Cowboys</b>	<b>17-10</b>	<b>SF</b>	10/15/89	49ers	31-14	D	12/30/01	Cowboys	27-21	D	<b>1/2/72 (c)</b>	<b>Cowboys</b>	<b>14-3</b>	<b>D</b>	11/11/90	49ers	24-6	D	12/8/02	49ers	31-27	D	<b>12/23/72 (d)</b>	<b>Cowboys</b>	<b>30-28</b>	<b>SF</b>	11/17/93 (c)	<b>Cowboys</b>	<b>30-20</b>	<b>SF</b>	9/25/05	Cowboys	34-31	SF	11/10/74	Cowboys	20-14	D	10/17/93	Cowboys	26-17	D	11/23/08	Cowboys	35-22	D	12/12/77	Cowboys	42-35	SF	<b>1/23/94 (c)</b>	<b>Cowboys</b>	<b>38-21</b>	<b>D</b>	9/18/11	Cowboys	27-24 (OT)	SF

(c) - NFC Championship (d) - NFC Divisional Playoff

<b>Record:</b> At Levi's® Stadium: (0-0) AT&T Stadium: (0-0)	<b>Points:</b> At Levi's® Stadium: (0-0) AT&T Stadium: (0-0)
--	--

DENVER BRONCOS				Overall: 7-6				Home: 4-3				Away: 2-3				Neutral: 1-0											
Date	Win	Score	Location	Date	Win	Score	Location	Date	Win	Score	Location	Date	Win	Score	Location												
10/25/70	49ers	19-14	SF	10/9/88	Broncos	16-13 (OT)	SF	9/15/02	Broncos	24-14	SF	9/23/73	49ers	36-34	D	<b>1/28/90 (s)</b>	<b>49ers</b>	<b>55-10</b>	<b>NO</b>	12/31/06	49ers	26-23 (OT)	D				
11/18/79	Broncos	38-28	SF	12/17/94	49ers	42-19	SF	10/31/10	49ers	24-16	London	11/19/82	Broncos	24-21	D	12/15/97	49ers	34-17	SF	11/11/85	Broncos	17-16	D	12/23/00	Broncos	38-9	D


(s) - Super Bowl XXIV (NO) - Superdome (New Orleans, LA)

<b>Record:</b> At Levi's® Stadium: (0-0) Sports Authority Field at Mile High: (1-0)	<b>Points:</b> At Levi's® Stadium: (0-0) Sports Authority Field at Mile High: (26-23)
---	---

DETROIT LIONS				Overall: 37-27-1				Home: 23-10-1				Away: 14-17																											
Date	Win	Score	Location	Date	Win	Score	Location	Date	Win	Score	Location	Date	Win	Score	Location																								
10/8/50	Lions	24-7	D	11/6/60	Lions	24-0	SF	12/17/78	Lions	33-14	P	10/22/50	49ers	28-27	SF	10/1/61	49ers	49-0	D	11/2/80	Lions	17-13	P																
12/2/51	49ers	20-10	D	11/5/61	Tie	20-20	SF	9/6/81	Lions	24-17	P	12/16/51	49ers	21-17	SF	9/23/62	Lions	45-24	D	<b>12/31/83 (d)</b>	<b>49ers</b>	<b>24-23</b>	<b>SF</b>																
9/28/52	49ers	17-3	SF	11/11/62	Lions	38-24	SF	9/2/84	49ers	30-27	P	9/28/52	49ers	17-3	SF	11/1/62	Lions	38-24	SF	10/20/85	Lions	23-21	P																
10/12/52	49ers	28-0	D	10/6/63	Lions	26-3	D	10/2/88	49ers	20-13	SF	10/12/52	49ers	28-0	D	11/3/63	Lions	45-7	SF	10/20/91	49ers	35-3	SF																
10/11/53	Lions	24-21	D	9/13/64	Lions	26-17	SF	12/28/92	49ers	24-6	SF	10/25/53	Lions	14-10	SF	12/13/64	Lions	24-7	D	12/19/93	49ers	55-17	P																
10/24/54	49ers	37-31	SF	12/13/64	Lions	24-7	D	10/2/88	49ers	20-13	SF	11/14/54	Lions	48-7	D	11/14/65	49ers	27-21	D	10/9/94	49ers	27-14	P																
10/16/55	49ers	27-24	D	11/14/65	49ers	27-21	D	12/28/92	49ers	24-6	SF	10/16/55	49ers	27-24	D	12/5/65	49ers	17-14	SF	9/25/95	Lions	27-24	P																
10/30/55	49ers	38-21	SF	12/5/65	49ers	17-14	SF	10/20/85	Lions	23-21	P	10/21/56	Lions	20-17	D	10/23/66	49ers	27-24	SF	10/12/52	49ers	28-0	D	11/24/66	49ers	41-14	D												
11/4/56	Lions	17-13	SF	11/24/66	49ers	41-14	D	12/23/96	49ers	24-14	SF	11/4/56	Lions	17-13	SF	10/29/67	Lions	45-3	SF	12/23/96	49ers	24-14	SF	11/3/57	49ers	35-31	SF	10/29/67	Lions	45-3	SF	12/14/98	49ers	35-13	SF				
11/3/57	49ers	35-31	SF	10/27/68	49ers	14-7	D	12/14/98	49ers	35-13	SF	11/17/57	Lions	31-10	D	10/27/68	49ers	14-7	D	11/4/01	49ers	21-13	SF	11/17/57	Lions	31-10	D	10/5/03	49ers	24-17	SF								
<b>12/22/57 (d)</b>	<b>Lions</b>	<b>31-27</b>	<b>SF</b>	11/2/69	Lions	26-14	SF	10/5/03	49ers	24-17	SF	<b>12/22/57 (d)</b>	<b>Lions</b>	<b>31-27</b>	<b>SF</b>	11/2/69	Lions	26-14	SF	11/12/06	49ers	19-13	D	11/2/58	49ers	24-21	SF	11/12/06	49ers	19-13	D	11/2/58	49ers	24-21	SF	9/21/08	49ers	31-13	SF
11/2/58	49ers	24-21	SF	12/19/71	49ers	31-27	SF	9/21/08	49ers	31-13	SF	11/16/58	Lions	35-21	D	11/4/73	Lions	30-20	D	12/27/09	49ers	20-6	SF	10/18/59	49ers	34-13	D	10/14/74	Lions	17-13	D	10/16/11	49ers	25-19	D				
11/16/58	Lions	35-21	D	11/4/73	Lions	30-20	D	12/27/09	49ers	20-6	SF	11/1/59	49ers	33-7	SF	10/14/74	Lions	17-13	D	10/16/11	49ers	25-19	D	10/9/60	49ers	14-10	D	11/2/75	Lions	28-17	SF	10/9/60	49ers	14-10	D	10/23/77	49ers	28-7	SF


(d) - NFC Divisional Playoff (D) - Detroit (P) - Pontiac

<b>Record:</b> At Levi's® Stadium: (0-0) Ford Field: (2-0)	<b>Points:</b> At Levi's® Stadium: (0-0) Ford Field: (44-32)
--	--


 GREEN BAY PACKERS				Overall: 30–34–1				Home: 18–11–1		Away: 12–23	
Date	Win	Score	Location	Date	Win	Score	Location	Date	Win	Score	Location
11/26/50	Packers	25–21	GB	10/21/62	Packers	31–13	M	12/6/87	49ers	23–12	GB
12/10/50	49ers	30–14	SF	12/9/62	Packers	31–21	SF	11/19/89	Packers	21–17	SF
12/9/51	49ers	31–19	SF	11/24/63	Packers	28–10	M	11/4/90	49ers	24–20	GB
12/14/52	49ers	24–14	SF	12/14/63	Packers	21–17	SF	<b>1/6/96 (d)</b>	<b>Packers</b>	<b>27–17</b>	<b>SF</b>
11/22/53	49ers	37–7	M	10/11/64	Packers	24–14	M	10/14/96	Packers	23–20 (OT)	GB
12/6/53	49ers	48–14	SF	11/15/64	49ers	24–14	SF	<b>1/4/97 (d)</b>	<b>Packers</b>	<b>35–14</b>	<b>GB</b>
10/10/54	49ers	23–17	M	10/10/65	Packers	27–10	GB	<b>1/11/98 (c)</b>	<b>Packers</b>	<b>23–10</b>	<b>SF</b>
12/5/54	49ers	35–0	SF	12/19/65	Tie	24–24	SF	11/1/98	Packers	36–22	GB
11/20/55	Packers	27–21	M	10/9/66	49ers	21–20	SF	<b>1/3/99 (w)</b>	<b>49ers</b>	<b>30–27</b>	<b>SF</b>
12/4/55	Packers	28–7	SF	12/4/66	Packers	20–7	M	11/29/99	Packers	20–3	SF
11/18/56	49ers	17–16	GB	11/19/67	Packers	13–0	GB	10/15/00	Packers	31–28	GB
12/8/56	49ers	38–20	SF	12/1/68	49ers	27–20	SF	<b>1/13/02 (w)</b>	<b>Packers</b>	<b>25–15</b>	<b>GB</b>
10/20/57	49ers	24–14	M	9/28/69	Packers	14–7	M	12/15/02	Packers	20–14	SF
12/15/57	49ers	27–20	SF	11/1/70	49ers	26–10	SF	11/23/03	Packers	20–10	GB
11/23/58	49ers	33–12	M	11/5/72	Packers	34–24	M	12/10/06	Packers	30–19	SF
12/7/58	49ers	48–21	SF	11/26/73	49ers	20–6	SF	11/22/09	Packers	30–24	GB
10/11/59	Packers	21–20	GB	12/8/74	49ers	7–6	SF	12/5/10	Packers	34–16	GB
12/13/59	Packers	36–14	SF	9/12/76	49ers	26–14	GB	9/9/12	49ers	30–22	GB
10/23/60	Packers	41–14	M	12/18/77	Packers	16–14	M	<b>1/12/13 (d)</b>	<b>49ers</b>	<b>45–31</b>	<b>SF</b>
12/10/60	Packers	13–0	SF	11/9/80	Packers	23–16	M	9/8/13	49ers	34–28	SF
9/24/61	Packers	30–10	GB	10/18/81	49ers	13–3	M	<b>1/5/14 (w)</b>	<b>49ers</b>	<b>23–20</b>	<b>GB</b>
12/10/61	49ers	22–21	SF	10/26/86	49ers	31–17	M				

(c) – NFC Championship      (d) – NFC Divisional Playoff      (w) – Wild Card Game      (M) – Milwaukee      (GB) – Green Bay

**Record:** At Levi's® Stadium: (0–0)      Lambeau Field: (5–14)      **Points:** At Levi's® Stadium: (0–0)      Lambeau Field: (353–454)


 HOUSTON TEXANS				Overall: 2–1				Home: 2–0		Away: 0–1	
Date	Win	Score	Location	Date	Win	Score	Location	Date	Win	Score	Location
1/1/06	49ers	20–17 (OT)	SF	10/25/09	Texans	24–21	H	10/6/13	49ers	34–3	SF

**Record:** At Levi's® Stadium: (0–0)      NRG Stadium: (0–1)      **Points:** At Levi's® Stadium: (0–0)      NRG Stadium: (21–24)

 INDIANAPOLIS COLTS				Overall: 18–25				Home: 11–11		Away: 7–14	
Date	Win	Score	Location	Date	Win	Score	Location	Date	Win	Score	Location
11/29/53	49ers	38–21	B	12/18/60	49ers	34–10	SF	9/15/68	Colts	27–10	B
12/13/53	49ers	45–14	SF	12/3/61	Colts	20–17	B	10/13/68	Colts	42–14	SF
11/28/54	Colts	17–13	B	12/16/61	Colts	27–24	SF	10/26/69	49ers	24–21	B
12/11/54	49ers	10–7	SF	10/7/62	49ers	21–13	B	11/16/69	49ers	20–17	SF
11/27/55	Colts	26–14	B	11/4/62	Colts	22–3	SF	11/12/72	49ers	24–21	SF
12/11/55	49ers	35–24	SF	9/22/63	Colts	20–14	SF	10/5/86	49ers	35–14	SF
12/2/56	49ers	20–17	B	10/13/63	Colts	20–3	B	9/10/89	49ers	30–24	I
12/16/56	49ers	30–17	SF	11/1/64	Colts	37–7	B	10/15/95	Colts	18–17	I
11/24/57	Colts	27–21	B	11/29/64	Colts	14–3	SF	10/18/98	49ers	34–31	SF
12/8/57	49ers	17–13	SF	10/3/65	Colts	27–24	B	11/25/01	49ers	40–21	I
11/30/58	Colts	35–27	B	10/31/65	Colts	34–28	SF	10/9/05	Colts	28–3	SF
12/14/58	49ers	21–12	SF	9/25/66	Colts	36–14	B	11/1/09	Colts	18–14	I
11/22/59	Colts	45–14	B	12/18/66	Colts	30–14	SF	9/22/13	Colts	27–7	SF
12/5/59	Colts	34–14	SF	10/1/67	Colts	41–7	B				
11/27/60	49ers	30–22	B	11/26/67	Colts	26–9	SF				

(B) – Baltimore      (I) – Indianapolis

**Record:** At Levi's® Stadium: (0–0)      Lucas Oil Stadium: (0–1)      **Points:** At Levi's® Stadium: (0–0)      Lucas Oil Stadium: (14–18)

 JACKSONVILLE JAGUARS				Overall: 2–2				Home: 1–0		Away: 1–2	
Date	Win	Score	Location	Date	Win	Score	Location	Date	Win	Score	Location
9/12/99	Jaguars	41–3	J	11/29/09	49ers	20–3	SF	10/27/13	49ers	42–10	London
12/18/05	Jaguars	10–9	J								

**Record:** At Levi's® Stadium: (0–0)      EverBank Field: (0–2)      **Points:** At Levi's® Stadium: (0–0)      EverBank Field: (12–51)



**KANSAS CITY CHIEFS**

**Overall: 6–5**

**Home: 4–1**

**Away: 2–4**

Date	Win	Score	Location	Date	Win	Score	Location	Date	Win	Score	Location
12/6/71	Chiefs	26–17	SF	12/14/91	49ers	28–14	SF	11/10/02	49ers	17–13	SF
10/5/75	49ers	20–3	KC	9/11/94	Chiefs	24–17	KC	10/1/06	Chiefs	41–0	KC
12/26/82	49ers	26–13	KC	11/30/97	Chiefs	44–9	KC	9/26/10	Chiefs	31–10	KC
11/17/85	49ers	31–3	SF	11/12/00	49ers	21–7	SF				

**Record:** At Levi's® Stadium: (0–0) Arrowhead Stadium: (2–4) **Points:** At Levi's® Stadium: (0–0) Arrowhead Stadium: (82–156)



**MIAMI DOLPHINS**

**Overall: 6–6**

**Home: 3–3**

**Away: 2–3**

**Neutral: 1–0**

Date	Win	Score	Location	Date	Win	Score	Location	Date	Win	Score	Location
9/16/73	Dolphins	21–13	M	1/20/85 (s)	49ers	38–16	ST	12/16/01	49ers	21–0	SF
9/25/77	Dolphins	19–15	SF	9/28/86	49ers	31–16	M	11/28/04	Dolphins	24–17	SF
11/16/80	Dolphins	17–13	M	12/6/92	49ers	27–3	SF	12/14/08	Dolphins	14–9	M
11/6/83	Dolphins	20–17	SF	11/20/95	49ers	44–20	M	12/9/12	49ers	27–13	SF

(s) – Super Bowl XIX (Stanford, CA)

**Record:** At Levi's® Stadium: (0–0) Sun Life Stadium: (1–1) **Points:** At Levi's® Stadium: (0–0) Sun Life Stadium: (53–34)



**MINNESOTA VIKINGS**

**Overall: 22–22–1**

**Home: 13–8–1**

**Away: 9–14**

Date	Win	Score	Location	Date	Win	Score	Location	Date	Win	Score	Location
10/15/61	49ers	38–24	M	12/27/70 (d)	49ers	17–14	M	1/6/90 (d)	49ers	41–13	SF
11/26/61	49ers	38–28	SF	11/7/71	49ers	13–9	M	12/30/90	49ers	20–17	M
9/30/62	49ers	21–7	SF	12/16/72	49ers	20–17	SF	9/15/91	Vikings	17–14	M
12/2/62	49ers	35–12	M	10/14/73	Vikings	17–13	SF	12/13/92	49ers	20–17	M
9/15/63	Vikings	24–20	SF	9/21/75	Vikings	27–17	M	10/3/93	49ers	38–19	SF
9/29/63	Vikings	45–14	M	11/29/76	49ers	20–16	SF	12/26/94	Vikings	21–14	M
10/25/64	Vikings	27–22	SF	12/4/77	Vikings	28–27	M	12/18/95	49ers	37–30	SF
11/8/64	Vikings	24–7	M	9/2/79	Vikings	28–22	M	12/7/97	49ers	28–17	SF
10/24/65	Vikings	42–41	SF	9/8/83	49ers	48–17	M	1/3/98 (d)	49ers	38–22	SF
11/28/65	49ers	45–24	M	12/8/84	49ers	51–7	SF	10/24/99	Vikings	40–16	M
9/11/66	Tie	20–20	SF	9/8/85	Vikings	28–21	M	9/28/03	Vikings	35–7	M
10/30/66	Vikings	28–3	M	10/12/86	Vikings	27–24 (OT)	SF	11/5/06	49ers	9–3	SF
9/17/67	49ers	27–21	M	1/9/88 (d)	Vikings	36–24	SF	12/9/07	Vikings	27–7	SF
12/8/68	Vikings	30–20	SF	10/30/88	49ers	24–21	SF	9/27/09	Vikings	27–24	M
12/14/69	Vikings	10–7	M	1/1/89 (d)	49ers	34–9	SF	9/23/12	Vikings	24–13	M

(d) – NFC Divisional Playoff

**Record:** At Levi's® Stadium: (0–0) Metrodome: (3–7) **Points:** At Levi's® Stadium: (0–0) Metrodome: (197–243)



**NEW ENGLAND PATRIOTS**

**Overall: 8–4**


**Home: 4–1**

**Away: 4–3**

Date	Win	Score	Location	Date	Win	Score	Location	Date	Win	Score	Location
10/31/71	49ers	27–10	SF	12/14/86	49ers	29–24	NE	12/20/98	Patriots	24–21	NE
10/26/75	Patriots	24–16	NE	10/22/89	49ers	37–20	S	1/2/05	Patriots	21–7	NE
11/30/80	49ers	21–17	SF	10/11/92	49ers	24–12	NE	10/5/08	Patriots	30–21	SF
10/2/83	49ers	33–13	NE	9/17/95	49ers	28–3	SF	12/16/12	49ers	41–34	NE


(S) – Stanford, CA

**Record:** At Levi's® Stadium: (0–0) Gillette Stadium: (1–1) **Points:** At Levi's® Stadium: (0–0) Gillette Stadium: (48–55)

 NEW ORLEANS SAINTS				Overall: 47–25–2				Home: 23–11–2		Away: 24–14			
Date	Win	Score	Location	Date	Win	Score	Location	Date	Win	Score	Location		
10/22/67	49ers	27–13	SF	12/20/81	49ers	21–17	NO	11/28/94	49ers	35–14	NO		
11/23/69	Saints	43–38	NO	11/28/82	Saints	23–20	SF	9/3/95	49ers	24–22	NO		
10/18/70	Tie	20–20	SF	10/16/83	49ers	32–13	NO	10/29/95	Saints	11–7	SF		
12/13/70	49ers	38–27	NO	11/13/83	49ers	27–0	SF	9/1/96	49ers	27–11	SF		
9/26/71	49ers	38–20	NO	09/16/84	49ers	30–20	SF	11/3/96	49ers	24–17	NO		
11/14/71	Saints	26–20	SF	11/25/84	49ers	35–3	NO	9/14/97	49ers	33–7	SF		
10/1/72	49ers	37–2	NO	9/29/85	Saints	20–17	SF	10/26/97	49ers	23–0	NO		
10/22/72	Tie	20–20	SF	12/15/85	49ers	31–19	NO	10/11/98	49ers	31–0	NO		
10/21/73	49ers	40–0	SF	9/21/86	49ers	26–17	SF	11/22/98	49ers	31–20	SF		
12/9/73	Saints	16–10	NO	11/2/86	Saints	23–10	NO	09/19/99	49ers	28–21	SF		
9/15/73	49ers	17–13	NO	10/25/87	49ers	24–22	NO	11/14/99	Saints	24–6	NO		
12/15/74	49ers	35–21	SF	11/15/87	Saints	26–24	SF	11/5/00	Saints	31–15	NO		
10/19/75	49ers	35–21	SF	9/4/88	49ers	34–33	NO	12/10/00	Saints	31–27	SF		
11/23/75	49ers	16–6	NO	12/11/88	49ers	30–17	SF	11/11/01	49ers	28–27	SF		
10/17/76	49ers	33–3	SF	10/8/89	49ers	24–20	NO	1/6/02	49ers	38–0	NO		
12/12/76	49ers	27–7	NO	11/6/89	49ers	31–13	SF	10/20/02	Saints	35–27	NO		
11/13/77	49ers	10–7 (OT)	NO	9/10/90	49ers	13–12	NO	9/19/04	Saints	30–27	NO		
11/27/77	49ers	20–17	SF	12/23/90	Saints	13–10	SF	12/3/06	Saints	34–10	NO		
10/15/78	Saints	14–7	SF	11/10/91	Saints	10–3	NO	10/28/07	Saints	31–10	SF		
12/3/78	Saints	24–13	NO	12/1/91	49ers	38–24	SF	9/28/08	Saints	31–17	NO		
9/23/79	Saints	30–21	SF	9/27/92	49ers	16–10	NO	9/20/10	Saints	25–22	SF		
11/11/79	Saints	31–20	NO	11/15/92	49ers	21–20	SF	<b>1/14/12 (d)</b>	<b>49ers</b>	<b>36–32</b>	<b>SF</b>		
9/7/80	49ers	26–23	NO	9/26/93	Saints	16–13	NO	11/25/12	49ers	31–21	NO		
12/7/80	49ers	38–35 (OT)	SF	11/22/93	49ers	42–7	SF	11/17/13	Saints	23–20	NO		
9/27/81	49ers	21–14	SF	9/25/94	49ers	24–13	SF						

(d) – NFC Divisional Playoff

<b>Record:</b> At Levi's® Stadium: (0–0)	<b>Superdome:</b> (20–12)	<b>Points:</b> At Levi's® Stadium: (0–0)	<b>Superdome:</b> (696–578)
--	---------------------------	--	-----------------------------


 NEW YORK GIANTS				Overall: 18–19				Home: 11–9		Away: 7–10			
Date	Win	Score	Location	Date	Win	Score	Location	Date	Win	Score	Location		
11/9/52	Giants	23–14	NY	<b>1/3/82 (d)</b>	<b>49ers</b>	<b>38–24</b>	<b>SF</b>	<b>1/15/94 (d)</b>	<b>49ers</b>	<b>44–3</b>	<b>SF</b>		
9/30/56	Giants	38–21	SF	10/8/84	49ers	31–10	NY	10/1/95	49ers	20–6	SF		
12/1/57	49ers	27–17	NY	<b>12/29/84 (d)</b>	<b>49ers</b>	<b>21–10</b>	<b>SF</b>	11/30/98	49ers	31–7	SF		
9/25/60	Giants	21–19	SF	<b>12/29/85 (w)</b>	<b>Giants</b>	<b>17–3</b>	<b>NY</b>	9/5/02	49ers	16–13	NY		
11/17/63	Giants	48–14	NY	12/1/86	Giants	21–17	SF	<b>1/5/03 (w)</b>	<b>49ers</b>	<b>39–38</b>	<b>SF</b>		
10/20/68	49ers	26–10	NY	<b>1/4/87 (d)</b>	<b>Giants</b>	<b>49–3</b>	<b>NY</b>	11/6/05	Giants	24–6	SF		
10/15/72	Giants	23–17	SF	10/5/87	49ers	41–21	NY	10/21/07	Giants	33–15	NY		
12/21/75	Giants	26–23	SF	9/11/88	49ers	20–17	NY	10/19/08	Giants	29–17	NY		
10/16/77	Giants	20–17	NY	11/27/89	49ers	34–24	SF	11/13/11	49ers	27–20	SF		
9/24/78	Giants	27–10	NY	12/3/90	49ers	7–3	SF	<b>1/22/12 (c)</b>	<b>Giants</b>	<b>20–17 (OT)</b>	<b>SF</b>		
10/14/79	Giants	32–16	NY	<b>1/20/91 (c)</b>	<b>Giants</b>	<b>15–13</b>	<b>SF</b>	10/14/12	Giants	26–3	SF		
11/23/80	49ers	12–0	SF	9/2/91	Giants	16–14	NY						
11/29/81	49ers	17–10	SF	9/6/92	49ers	31–14	NY						

(d) – NFC Divisional Playoff


(c) – NFC Championship Game

(w) – Wild Card Game

<b>Record:</b> At Levi's® Stadium: (0–0)	<b>MetLife Stadium:</b> (0–0)	<b>Points:</b> At Levi's® Stadium: (0–0)	<b>MetLife Stadium:</b> (0–0)
--	-------------------------------	--	-------------------------------


 NEW YORK JETS				Overall: 10–2				Home: 4–1		Away: 6–1			
Date	Win	Score	Location	Date	Win	Score	Location	Date	Win	Score	Location		
11/28/71	49ers	24–21	NY	12/7/86	49ers	24–10	SF	10/1/01	49ers	19–17	NY		
10/3/76	49ers	17–6	SF	10/29/89	49ers	23–10	NY	10/17/04	Jets	22–14	NY		
9/21/80	49ers	32–27	NY	9/20/92	49ers	31–14	NY	12/7/08	49ers	24–14	SF		
10/30/83	Jets	27–13	SF	9/6/98	49ers	36–30 (OT)	SF	9/30/12	49ers	34–0	NY		

<b>Record:</b> At Levi's® Stadium: (0–0)	<b>MetLife Stadium:</b> (1–0)	<b>Points:</b> At Levi's® Stadium: (0–0)	<b>MetLife Stadium:</b> (34–0)
--	-------------------------------	--	--------------------------------

 OAKLAND RAIDERS				Overall: 6–6				Home: 3–4		Away: 3–2			
Date	Win	Score	Location	Date	Win	Score	Location	Date	Win	Score	Location		
12/20/70	49ers	38–7	O	9/22/85	49ers	34–10	LA	10/8/00	Raiders	34–28 (OT)	SF		
10/27/74	Raiders	35–24	SF	11/13/88	Raiders	9–3	SF	11/3/02	49ers	23–20 (OT)	O		
11/4/79	Raiders	23–10	O	9/29/91	Raiders	12–6	LA	10/8/06	49ers	34–20	SF		
9/12/82	Raiders	23–17	SF	9/5/94	49ers	44–14	SF	10/17/10	49ers	17–9	SF		


(LA) = Los Angeles (O) = Oakland

<b>Record:</b> At Levi's® Stadium: (0–0)	<b>O.co Coliseum:</b> (2–1)	<b>Points:</b> At Levi's® Stadium: (0–0)	<b>O.co Coliseum:</b> (71–50)
--	-----------------------------	--	-------------------------------


 PHILADELPHIA EAGLES				Overall: 18–12–1				Home: 8–8		Away: 10–4–1			
Date	Win	Score	Location	Date	Win	Score	Location	Date	Win	Score	Location		
10/6/51	Eagles	21–14	P	11/30/75	Eagles	27–17	P	12/22/01	49ers	13–3	SF		
9/27/51	49ers	31–21	SF	9/3/83	Eagles	22–17	SF	11/25/02	Eagles	38–17	SF		
11/25/56	Tie	10–10	P	9/23/84	49ers	21–9	P	12/21/03	49ers	31–28 (OT)	P		
10/19/58	49ers	30–24	P	11/3/85	49ers	24–13	SF	9/18/05	Eagles	42–3	P		
9/27/59	49ers	24–14	SF	9/24/89	49ers	38–28	P	9/24/06	Eagles	38–24	SF		
9/20/64	49ers	28–24	P	10/27/91	49ers	23–7	P	10/12/08	Eagles	40–26	SF		
11/20/66	Eagles	35–34	SF	11/29/92	49ers	20–14	SF	12/20/09	Eagles	27–13	P		
10/15/67	49ers	28–27	P	1/3/94	Eagles	37–34 (OT)	SF	10/10/10	Eagles	27–24	SF		
12/21/69	49ers	14–13	SF	10/2/94	Eagles	40–8	SF	10/2/11	49ers	24–23	P		
10/3/71	49ers	31–3	P	<b>12/29/96 (w) 49ers</b>	<b>14–0</b>	<b>SF</b>							
12/2/73	49ers	38–28	SF	11/10/97	49ers	24–12	P						

(w) – Wild Card Game

<b>Record:</b> At Levi's® Stadium: (0–0)	<b>Lincoln Financial Field:</b> (2–2)	<b>Points:</b> At Levi's® Stadium: (0–0)	<b>Lincoln Financial Field:</b> (71–120)
--	---------------------------------------	--	--

 PITTSBURGH STEELERS				Overall: 11–9				Home: 6–5		Away: 5–4			
Date	Win	Score	Location	Date	Win	Score	Location	Date	Win	Score	Location		
10/14/51	49ers	28–24	P	12/15/73	Steelers	37–14	SF	9/5/93	49ers	24–13	P		
12/7/52	Steelers	24–7	SF	9/19/77	Steelers	27–0	P	12/15/96	49ers	25–15	P		
11/20/54	49ers	31–3	SF	11/27/78	Steelers	24–7	SF	11/7/99	Steelers	27–6	SF		
9/28/58	49ers	23–20	SF	11/1/81	49ers	17–14	P	11/17/03	49ers	30–14	SF		
10/29/61	Steelers	20–10	P	10/14/84	Steelers	20–17	SF	9/23/07	Steelers	37–16	P		
9/26/65	49ers	27–17	SF	9/13/87	Steelers	30–17	P	12/19/11	49ers	20–3	SF		
11/24/68	49ers	45–28	P	10/21/90	49ers	27–7	SF						

<b>Record:</b> At Levi's® Stadium: (0–0)	<b>Heinz Field:</b> (0–1)	<b>Points:</b> At Levi's® Stadium: (0–0)	<b>Heinz Field:</b> (16–37)
--	---------------------------	--	-----------------------------

 SAN DIEGO CHARGERS				Overall: 7–6				Home: 3–2		Away: 3–4		Neutral: 1–0	
Date	Win	Score	Location	Date	Win	Score	Location	Date	Win	Score	Location		
9/17/72	49ers	34–3	SF	9/8/91	49ers	34–14	SF	11/17/02	Chargers	20–17 (OT)	SD		
12/5/76	Chargers	13–7 (OT)	SD	12/11/94	49ers	38–15	SD	10/15/06	Chargers	48–19	SF		
9/30/79	Chargers	31–9	SD	<b>1/29/95 (s) 49ers</b>	<b>49–26</b>	<b>M</b>		12/16/10	Chargers	34–7	SD		
12/11/82	Chargers	41–37	SF	11/23/97	49ers	17–10	SF						
11/27/88	49ers	48–10	SD	12/3/00	49ers	45–17	SD						

(s) – Super Bowl XXIX (M) – Joe Robbie Stadium (Miami, FL)

<b>Record:</b> At Levi's® Stadium: (0–0)	<b>Qualcomm Stadium:</b> (3–4)	<b>Points:</b> At Levi's® Stadium: (0–0)	<b>Qualcomm Stadium:</b> (171–140)
--	--------------------------------	--	------------------------------------



SEATTLE SEAHAWKS

Overall: 15–16

Home: 8–6

Away: 7–10

Date	Win	Score	Location	Date	Win	Score	Location	Date	Win	Score	Location
9/26/76	49ers	37–21	S	11/7/04	Seahawks	42–27	SF	9/12/10	Seahawks	31–6	S
10/7/79	Seahawks	35–24	SF	11/20/05	Seahawks	27–25	SF	12/12/10	49ers	40–21	SF
11/25/85	49ers	19–6	SF	12/11/05	Seahawks	41–3	S	9/11/11	49ers	33–17	SF
9/25/88	49ers	38–7	S	11/19/06	49ers	20–14	SF	12/24/11	49ers	19–17	S
12/8/91	49ers	24–22	S	12/14/06	49ers	24–14	S	10/18/12	49ers	13–6	SF
12/21/97	Seahawks	38–9	S	9/30/07	Seahawks	23–3	SF	12/23/12	Seahawks	42–13	S
10/14/02	49ers	28–21	S	11/12/07	Seahawks	24–0	S	9/15/13	Seahawks	29–3	S
12/1/02	49ers	31–24	SF	9/14/08	49ers	33–30 (OT)	S	12/8/13	49ers	19–17	SF
10/12/03	Seahawks	20–19	S	10/26/08	Seahawks	34–13	SF	<b>1/19/14 (c) Seahawks</b>	<b>23–17</b>	<b>S</b>	
12/27/03	Seahawks	24–17	SF	9/20/09	49ers	23–10	SF				
9/26/04	Seahawks	34–0	S	12/6/09	Seahawks	20–17	S				

**Record:** At Levi's® Stadium: (0–0) CenturyLink Field: (4–9) **Points:** At Levi's® Stadium: (0–0) CenturyLink Field: (182–346)



ST. LOUIS RAMS

Overall: 64–62–3

Home: 32–31–2


Away: 32–31–1


Date	Win	Score	Location	Date	Win	Score	Location	Date	Win	Score	Location
10/1/50	Rams	35–14	SF	11/21/71	Rams	17–6	LA	11/22/92	49ers	27–10	A
11/5/50	Rams	28–21	LA	10/8/72	Rams	31–7	LA	10/31/93	49ers	40–17	SF
10/28/51	49ers	44–17	SF	12/4/72	Rams	26–16	SF	11/28/93	49ers	35–10	A
11/4/51	Rams	23–16	LA	9/30/73	Rams	40–20	SF	9/18/94	49ers	34–19	A
11/23/52	Rams	35–9	LA	11/18/73	Rams	31–13	LA	11/20/94	49ers	31–27	SF
11/30/52	Rams	34–21	SF	10/20/74	Rams	37–14	LA	10/22/95	49ers	44–10	SL
10/4/53	49ers	31–30	SF	11/4/74	Rams	15–13	SF	11/26/95	49ers	41–13	SF
11/8/53	49ers	31–27	LA	9/28/75	Rams	23–14	SF	9/8/96	49ers	34–0	SF
10/3/54	Tie	24–24	LA	11/9/75	49ers	24–23	LA	10/6/96	49ers	28–11	SL
11/7/54	Rams	42–34	SF	10/11/76	49ers	16–0	LA	9/7/97	49ers	30–10	SL
09/25/55	Rams	23–14	SF	11/21/76	Rams	23–3	SF	10/12/97	49ers	15–12	SF
11/6/55	Rams	27–14	LA	10/2/77	Rams	34–14	LA	10/25/98	49ers	28–10	SL
10/7/56	49ers	33–30	SF	11/20/77	Rams	23–10	SF	12/27/98	49ers	38–19	SF
11/11/56	Rams	30–6	LA	10/8/78	Rams	27–10	LA	10/10/99	Rams	42–20	SL
10/6/57	49ers	23–20	SF	11/19/78	Rams	31–28	SF	11/21/99	Rams	23–7	SF
11/10/57	Rams	37–24	LA	9/16/79	Rams	27–24	LA	9/17/00	Rams	41–24	SL
10/5/58	Rams	33–3	SF	11/25/79	Rams	26–20	SF	10/29/00	Rams	34–24	SF
11/9/58	Rams	56–7	LA	10/5/80	Rams	48–26	A	9/23/01	Rams	30–26	SF
10/4/59	49ers	34–0	SF	10/19/80	Rams	31–17	SF	12/9/01	Rams	27–14	SL
11/8/59	49ers	24–16	LA	10/25/81	49ers	20–17	SF	10/6/02	49ers	37–13	SF
10/2/60	49ers	13–9	SF	11/22/81	49ers	33–31	A	12/30/02	Rams	31–20	SL
12/4/60	49ers	23–7	LA	12/2/82	49ers	30–24	A	9/14/03	Rams	27–24 (OT)	SL
10/8/61	49ers	35–0	SF	1/2/83	Rams	21–20	SF	11/2/03	49ers	30–10	SF
11/12/61	Rams	17–7	LA	10/9/83	Rams	10–7	SF	10/3/04	Rams	24–14	SF
10/27/62	Rams	28–14	SF	10/23/83	49ers	45–35	A	12/5/04	Rams	16–6	SL
11/18/62	49ers	24–17	LA	10/28/84	49ers	33–0	A	9/11/05	49ers	28–25	SF
10/27/63	Rams	28–21	LA	12/14/84	49ers	19–16	SF	12/24/05	49ers	24–20	SL
12/1/63	Rams	21–17	SF	10/27/85	49ers	28–14	A	9/17/06	49ers	20–13	SF
10/18/64	Rams	42–14	LA	12/9/85	Rams	27–20	SF	11/26/06	Rams	20–17	SL
12/6/64	49ers	28–7	SF	9/14/86	Rams	16–13	A	9/16/07	49ers	17–16	SL
10/17/65	49ers	45–21	LA	12/19/86	49ers	24–14	SF	11/18/07	Rams	13–9	SF
11/21/65	49ers	30–27	SF	11/1/87	49ers	31–10	A	11/16/08	49ers	35–16	SF
9/30/66	Rams	34–3	LA	12/27/87	49ers	48–0	SF	12/21/08	49ers	17–16	SL
11/6/66	49ers	21–13	SF	10/16/88	49ers	24–21	A	10/4/09	49ers	35–0	SF
10/8/67	49ers	27–24	LA	12/18/88	Rams	38–16	SF	1/3/10	49ers	28–6	SL
11/5/67	Rams	17–7	SF	10/1/89	Rams	13–12	SF	11/14/10	49ers	23–20 (OT)	SF
10/6/68	Rams	24–10	LA	12/11/89	49ers	30–27	A	12/26/10	Rams	25–17	SL
11/17/68	Tie	20–20	SF	<b>1/14/90 (c) 49ers</b>	<b>30–3</b>	<b>SF</b>		12/4/11	49ers	26–0	SF
10/12/69	Rams	27–21	SF	11/25/90	Rams	28–17	SF	1/1/12	49ers	34–27	SL
11/9/69	Rams	41–30	LA	12/17/90	49ers	26–10	A	11/11/12	Tie	24–24 (OT)	SF
10/11/70	49ers	20–6	LA	9/22/91	49ers	27–10	SF	12/2/12	Rams	16–13 (OT)	SL
11/29/70	Rams	30–13	SF	11/25/91	49ers	33–10	A	9/26/13	49ers	35–11	SL
10/10/71	Rams	20–13	SF	10/4/92	49ers	27–24	SF	12/1/13	49ers	23–13	SF


(c) – NFC Championship Game (LA) = Los Angeles (A) = Anaheim (SL) = St. Louis

**Record:** At Levi's® Stadium: (0–0) Edward Jones Dome: (10–9) **Points:** At Levi's® Stadium: (0–0) Edward Jones Dome: (425–384)



 TAMPA BAY BUCCANEERS				Overall: 17–5				Home: 12–2		Away: 5–3	
Date	Win	Score	Location	Date	Win	Score	Location	Date	Win	Score	Location
10/30/77	49ers	20–10	SF	9/17/89	49ers	20–16	TB	11/21/04	Bucs	35–3	TB
12/10/78	49ers	6–3	SF	11/18/90	49ers	31–7	SF	10/30/05	49ers	15–10	SF
12/9/79	49ers	23–7	SF	12/19/92	49ers	21–14	SF	12/23/07	49ers	21–19	SF
10/26/80	Bucs	24–23	SF	11/14/93	49ers	45–21	TB	11/21/10	Bucs	21–0	SF
12/4/83	49ers	35–21	SF	10/23/94	49ers	41–16	SF	10/9/11	49ers	48–3	SF
11/18/84	49ers	24–17	SF	8/31/97	Bucs	13–6	TB	12/15/13	49ers	33–14	TB
9/7/86	49ers	31–7	TB	<b>1/12/03</b>	<b>Bucs</b>	<b>31–6</b>	<b>TB</b>				
11/22/87	49ers	24–10	TB	10/19/03	49ers	24–7	SF				
<b>Record:</b> At Levi's® Stadium: (0–0) Raymond James Stadium: (1–2)				<b>Points:</b> At Levi's® Stadium: (0–0) Raymond James Stadium: (42–78)							

 TENNESSEE TITANS				Overall: 8–5				Home: 3–3		Away: 5–2	
Date	Win	Score	Location	Date	Win	Score	Location	Date	Win	Score	Location
11/15/70	49ers	30–20	H	11/8/87	49ers	27–20	SF	11/27/05	Titans	33–22	T
12/7/75	Oilers	27–13	SF	10/7/90	49ers	24–21	H	11/08/09	Titans	34–27	SF
9/17/78	Oilers	20–19	H	12/25/93	Oilers	10–7	SF	10/20/13	49ers	31–17	T
12/13/81	49ers	28–6	SF	10/27/96	49ers	10–9	H				
10/21/84	49ers	34–21	H	10/3/99	49ers	24–22	SF				
<i>(H) – Houston</i>				<b>Record:</b> At Levi's® Stadium: (0–0) LP Field: (1–1)				<b>Points:</b> At Levi's® Stadium: (0–0) LP Field: (53–50)			

 WASHINGTON REDSKINS				Overall: 19–10–1				Home: 11–3–1		Away: 8–7	
Date	Win	Score	Location	Date	Win	Score	Location	Date	Win	Score	Location
11/16/52	49ers	23–17	W	10/29/78	Redskins	38–20	W	11/6/94	49ers	37–22	W
9/26/54	49ers	41–7	SF	10/4/81	49ers	30–17	W	11/24/96	49ers	19–16 (OT)	W
11/13/55	Redskins	7–0	W	<b>1/8/84 (c)</b>	<b>Redskins</b>	<b>24–21</b>	<b>W</b>	9/14/98	49ers	45–10	W
9/17/61	49ers	35–3	SF	9/10/84	49ers	37–31	SF	12/26/99	Redskins	26–20 (OT)	SF
11/12/67	Redskins	31–28	W	12/1/85	49ers	35–8	W	9/22/02	49ers	20–10	SF
10/5/69	Tie	17–17	SF	11/17/86	Redskins	14–6	W	12/18/04	Redskins	26–16	SF
9/20/70	49ers	26–17	SF	11/21/88	49ers	37–21	SF	10/23/05	Redskins	52–17	W
<b>12/26/71 (d)</b>	<b>49ers</b>	<b>24–20</b>	<b>SF</b>	9/16/90	49ers	26–13	SF	12/28/08	49ers	27–24	SF
11/11/73	Redskins	33–9	W	<b>1/12/91 (d)</b>	<b>49ers</b>	<b>28–10</b>	<b>SF</b>	11/6/11	49ers	19–11	W
11/7/76	Redskins	24–21	SF	<b>1/9/93 (d)</b>	<b>49ers</b>	<b>20–13</b>	<b>SF</b>	11/25/13	49ers	27–6	W
<i>(c) – NFC Championship Game (d) – NFC Divisional Playoff</i>				<b>Record:</b> At Levi's® Stadium: (0–0) FedExField: (2–1)				<b>Points:</b> At Levi's® Stadium: (0–0) FedExField: (68–50)			

# 49ERS PRIMETIME GAMES

(National Football League - 1970-Present)

## 49ERS PRIMETIME RESULTS

<b>Prime Time</b>	67-33 (home - 40-15, road - 27-18)
<b>Monday Nights</b>	45-25 (home - 25-11, road - 20-14)
<b>Sunday Nights</b>	14-11 (home - 10-5, road - 4-6)
<b>Thursday Nights</b>	7-2 (home - 3-0, road - 4-2)
<b>Thanksgiving Day</b>	2-1-1 (road - 2-1-1)

<b>Friday Nights</b>	2-0 (home - 2-0)
<b>Saturday Nights</b>	1-2 (home - 1-0, road - 0-2)
<b>Games After Monday</b>	38-19 (home - 29-5, road - 9-14)
<b>Games After Monday Win</b>	25-11 (home - 17-3, road - 8-8)
<b>Games After Monday Loss</b>	13-8 (home - 12-2, road - 1-6)

49ERS ON MONDAY NIGHTS					
YEAR	DATE	OPPONENT	SCORE	W/L	ATTEND.
2013	Dec. 23	Atl.	34-24	W	69,732
	Nov. 25	at Was.	27-6	W	79,773
2012	Nov. 19	Chi.	32-7	W	69,732
	Oct. 29	at Arz.	24-3	W	62,810
2011	Dec. 19	Pit.	20-3	W	69,732
2010	Nov. 29	at Arz.	27-6	W	62,308
	Sept. 20	NO	25-22	L	69,732
2009	Dec. 14	Arz.	24-9	W	69,732
2008	Nov. 10	at Arz.	24-29	L	64,519
2007	Sept. 10	Arz.	20-17	W	68,111
	Nov. 12	at Sea.	0-24	L	68,331
2003	Nov. 17	Pit.	30-14	W	67,877
2002	Oct. 14	at Sea.	28-21	W	66,420
	Nov. 25	Phi.	17-38	L	67,919
	Dec. 30	at StL	21-30	L	66,118
2001	Oct. 1	at NYJ	19-17	W	78,722
1999	Sept. 27	at Ari.	24-10	W	72,100
	Nov. 29	GB	3-20	L	68,304
	Jan. 3,	at Atl.	29-34	L	57,980
1998	Sept. 14	at Was.	45-10	W	76,798
	Nov. 30	NYG	31-7	W	68,212
	Dec. 14	Det.	35-13	W	68,585
1997	Sept. 29	at Car.	34-21	W	70,972
	Nov. 10	at Phi.	24-12	W	67,133
	Dec. 15	Den.	34-17	W	68,461
1996	Oct. 14	at GB	20-23 (OT)	L	60,716
	Dec. 2	at Atl.	34-10	W	46,318
	Dec. 23	Det.	24-14	W	61,921
1995	Sept. 25	at Det.	24-27	L	76,236
	Nov. 20	at Mia.	44-20	W	73,080
	Dec. 18	Min.	37-30	W	64,975
1994	Sept. 5	LA Raiders	44-14	W	68,032
	Nov. 28	at NO	35-14	W	61,304
	Dec. 26	at Min.	14-21	L	63,326
1993	Sept. 13	at Cle.	13-23	L	78,218
	Nov. 22	NO	42-7	W	66,500
	Jan. 3	Phi.	34-37 (OT)	L	61,653
1992	Nov. 9	at Atl.	41-3	W	67,404
	Dec. 28	Det.	24-6	W	55,907
1991	Sept. 2	at NYG	14-16	L	76,319
	Nov. 25	at LA Rams	33-10	W	61,881
	Dec. 23	Chi.	52-14	W	60,419
1990	Sept. 10	at NO	13-12	W	68,629
	Dec. 3	NYG	7-3	W	66,092
	Dec. 17	at LA Rams	26-10	W	65,619
1989	Nov. 6	NO	31-13	W	63,461
	Nov. 27	NYG	34-24	W	63,461
	Dec. 11	at LA Rams	30-27	W	67,959
1988	Oct. 24	at Chi.	9-10	L	65,293
	Nov. 21	Was.	37-21	W	59,268
1987	Oct. 5	at NYG	41-21	W	16,471
	Dec. 14	Chi.	41-0	W	63,509
1986	Nov. 17	at Was.	6-14	L	54,774
	Dec. 1	NYG	17-21	L	59,777
1985	Nov. 11	at Den.	16-17	L	73,173
	Nov. 25	Sea.	19-6	W	57,482
	Dec. 9	LA Rams	20-27	L	60,581
1984	Sept. 10	Was.	37-31	W	59,707
	Oct. 8	at NYG	31-10	W	76,112
1983	Dec. 19	Dal.	42-17	W	59,957
1978	Nov. 27	Pit.	7-24	L	51,657
1977	Sept. 19	at Pit.	0-27	L	48,046
	Dec. 12	Dal.	35-42	L	55,848

49ERS ON MONDAY NIGHTS (Cont.)					
1976	Oct. 11	at LA Rams	16-0	W	84,483
	Nov. 29	Min.	20-16	W	56,775
1974	Oct. 14	at Det.	13-17	L	45,199
	Nov. 4	LA Rams	13-15	L	57,526
1973	Nov. 26	GB	20-6	W	49,244
1972	Dec. 4	LA Rams	16-26	L	60,175
1971	Dec. 6	KC	17-26	L	45,306

49ERS ON SUNDAY NIGHTS					
YEAR	DATE	OPPONENT	SCORE	W/L	ATTEND.
2013	Oct. 6	Hou.	34-3	W	69,732
	Sept. 15	at Sea.	3-29	L	68,338
2012	Dec. 23	at Sea.	13-42	L	68,161
	Dec. 16	at NE	41-34	W	68,756
	Sept. 16	Det.	27-19	W	69,732
2010	Oct. 10	Phi.	27-24	L	69,732
2005	Oct. 2	at Arz. (M.C.)	14-31	L	103,467
2004	Oct. 3	StL	14-24	L	66,696
	Oct. 31	at Chi.	13-23	L	62,054
2003	Oct. 12	at Sea.	19-20	L	66,437
2001	Oct. 7	Car.	24-14	W	66,944
	Dec. 2	Buf.	35-0	W	67,252
1999	Dec. 26	Was.	20-26 (OT)	L	68,329
1998	Nov. 22	NO	31-20	W	68,429
1997	Dec. 21	at Sea.	9-38	L	66,253
1996	Nov. 3	at NO	24-17	W	53,297
1995	Dec. 3	Buf.	27-17	W	65,568
1994	Nov. 20	LA Rams	31-27	W	62,774
1993	Dec. 5	Cin.	21-8	W	60,039
1992	Sept. 27	at NO	16-10	W	68,591
1990	Nov. 11	at Dal.	24-6	W	62,966
1988	Dec. 18	LA Rams	16-38	L	62,444
1987	Nov. 29	Cle.	38-24	W	60,243
	Dec. 27	LA Rams	48-0	W	57,953
1982	Dec. 19	Atl.	7-17	L	53,234

49ERS ON THURSDAY NIGHTS					
YEAR	DATE	OPPONENT	SCORE	W/L	ATTEND.
2013	Sept. 26	at StL	35-11	W	56,640
2012	Oct. 18	Sea.	13-6	W	69,732
2011	Nov. 24	at Bal.	16-6	L	71,345
2010	Dec. 16	at SD	34-7	L	67,820
2009	Nov. 12	Chi.	10-6	W	69,732
2006	Dec. 14	at Sea.	24-14	W	67,650
2002	Sept. 5	at NYG	16-13	W	78,748
1983	Sept. 8	at Min.	48-17	W	58,167
1982	Dec. 2	LA Rams	30-24	W	58,574

49ERS ON THURSDAY THANKSGIVING DAY GAMES					
YEAR	DATE	OPPONENT	SCORE	W/L	ATTEND.
2011	Nov. 24	at Bal.	16-6	L	71,345
1972	Nov. 23	at Dal.	31-10	W	65,214

49ERS ON FRIDAY NIGHTS					
YEAR	DATE	OPPONENT	SCORE	W/L	ATTEND.
1986	Dec. 19	LA Rams	24-14	W	60,266
1984	Dec. 14	LA Rams	19-16	W	59,743

49ERS ON SATURDAY NIGHTS					
YEAR	DATE	OPPONENT	SCORE	W/L	ATTEND.
2007	Dec. 13	vs. Cin.	20-13	W	68,053
1999	Dec. 18	at Car.	24-41	L	62,373
1993	Dec. 11	at Atl.	24-27	L	64,688

# 49ERS MONDAY NIGHT SINGLE GAME RECORDS

## RUSHING YARDS

NAME	ATT	YDS	OPPONENT	DATE
Hearst, Garrison	24	198	Det.	12/14/98
<b>Gore, Frank</b>	<b>25</b>	<b>167</b>	<b>Arz.</b>	<b>12/14/09</b>
Hearst, Garrison	20	166	NYG	11/30/98
Jackson, Wilbur	30	156	Min.	11/29/76
Williams, Delvin	20	153	Min.	11/29/76
Hearst, Garrison	28	141	at Car.	9/29/77
Hearst, Garrison	22	138	at Was.	9/14/98
Westbrook, Brian	23	136	at Arz.	11/29/10
Carter, Dexter	13	124	at LA Rams	12/17/90
Craig, Roger	22	117	at Den.	11/11/85
Watters, Ricky	16	116	NO	11/22/93
<b>Gore, Frank</b>	<b>20</b>	<b>112</b>	<b>NO</b>	<b>9/20/10</b>
Watters, Ricky	26	105	at NO	11/28/94
Kirby, Terry	12	105	at Atl.	12/2/96
Phillips, Lawrence	9	102	at Arz.	9/27/99

## RECEIVING YARDS

NAME	NO	YDS	OPPONENT	DATE
Rice, Jerry	14	289	Min.	12/18/95
Taylor, John	11	286	at LA Rams	12/11/89
Rice, Jerry	10	241	LA Rams	12/9/85
Rice, Jerry	12	204	at Was.	11/17/86
Rice, Jerry	11	181	at Det.	9/25/95
Rice, Jerry	7	169	LA Rams	9/5/94
Owens, Terrell	13	166	Phi.	11/25/02
Owens, Terrell	8	155	Pit.	11/17/03
Rice, Jerry	8	149	at Mia.	11/20/95
Rice, Jerry	6	143	at Atl.	1/3/00
Owens Terrell	5	140	NYG	11/30/98

## TOTAL YARDS FROM SCRIMMAGE - RUSH/RECEIVING

NAME	RUSH	REC	TOTAL	OPPONENT	DATE
Rice, Jerry	10	289	299	Min.	12/18/95
Taylor, John	0	286	286	at LA Rams	12/11/89
Rice, Jerry	14	241	255	LA Rams	12/9/85
Rice, Jerry	9	204	213	at Was.	11/17/86
Hearst, Garrison	198	0	198	Det.	12/14/98
Rice, Jerry	23	169	192	LA Raiders	9/5/94
Rice, Jerry	0	181	181	at Det.	9/25/95

## LONG PUNTS

NAME	YDS	OPPONENT	DATE
<b>Lee, Andy</b>	<b>63</b>	<b>at Arz.</b>	<b>11/10/08</b>
<b>Lee, Andy</b>	<b>62</b>	<b>Pit.</b>	<b>12/19/11</b>
Wilmsmeyer, Klaus	61	at Cle.	9/13/93
<b>Lee, Andy</b>	<b>60</b>	<b>at Sea.</b>	<b>11/12/07</b>
<b>Lee, Andy</b>	<b>58</b>	<b>at Was.</b>	<b>11/25/13</b>

## LONG PUNT RETURNS

NAME	YDS	OPPONENT	DATE
Taylor, John	95t	Was.	11/21/88
McLemore, Dana	83t	Chi.	12/14/87
McLemore, Dana	79t	at NYG	10/8/84
Carter, Dexter	78t	Min.	12/18/95
Levy, Chuck	73t	at Phi.	11/10/97
McLemore, Dana	56t	Dal.	12/19/83

## LONG KICKOFF RETURNS

NAME	LG	OPPONENT	DATE
Rossum, Allen	104t	at Arz.	11/10/08
Sutherland, Vinny	65	at NYJ	10/1/01
Tillman, Spencer	60	NYG	11/27/89
Carter, Dexter	60	Phi.	1/3/93
Washington, Vic	57	LA Rams	12/4/72

## LONG INTERCEPTION RETURNS

NAME	LG	OPPONENT	DATE
<b>Bowman, NaVorro</b>	<b>89t</b>	<b>Atl.</b>	<b>12/23/13</b>
Hanks, Merton	67t	NO	11/22/93
Parrish, Tony	60	at StL	12/30/02
Hanks, Merton	55t	Den.	12/15/97
Woodall, Lee	55	Den.	12/15/97

## LONG FIELD GOALS

NAME	LG	OPPONENT	DATE
Cofer, Mike	52	at NO	9/10/90
Cofer, Mike	52	Was.	11/21/88
<b>Dawson, Phil</b>	<b>49</b>	<b>Atl.</b>	<b>12/23/13</b>
<b>Dawson, Phil</b>	<b>49</b>	<b>at Was.</b>	<b>11/25/13</b>
Cortez, Jose	49	at NYJ	10/1/01
Wilkins, Jeff	49	Det.	12/23/96

## LONG FUMBLE RETURNS

NAME	YDS	OPPONENT	DATE
Griffin, Don	99t	Chi.	12/22/91
Young, Bryant	43	at Atl.	12/2/96
Greene, Kevin	40t	Den.	12/15/97
Hanks, Merton	38t	at Phi.	11/10/97

## LONG RUNS FROM SCRIMMAGE

NAME	LG	OPPONENT	DATE
Barlow, Kevan	78t	Pit.	11/17/03
Carter, Dexter	74t	at L.A. Rams	12/17/90
Hearst, Garrison	70t	NYG	11/30/98
Phillips, Lawrence	68t	at Arz.	9/27/99
Jackson, Wilbur	64	at Det.	10/14/74

## LONG PASS COMPLETIONS

NAME	LG	OPPONENT	DATE
J. Montana to J. Taylor	95t	at LA Rams	12/17/89
J. Montana to J. Taylor	92t	at LA Rams	12/17/89
J. Montana to J. Rice	80t	Was.	11/21/88
S. Young to T. Owens	79t	NYG	11/30/98
S. Bono to J. Taylor	78	at LA Rams	11/25/91
J. Montana to F. Solomon	77t	Dal.	12/19/83
S. Young to J. Rice	73t	at NYG	9/2/91

## MOST PASSING YARDS

NAME	ATT	CMP	YDS	OPPONENT	DATE
Montana, Joe	42	30	458	at LA Rams	12/11/89
Montana, Joe	60	33	441	at Was.	11/17/86
Young, Steve	49	30	425	Min.	12/18/95
Grbac, Elvis	41	31	382	at Mia.	11/20/95
Montana, Joe	40	24	381	Was.	9/10/84
Garcia, Jeff	34	26	373	at Atl.	1/3/00
Young, Steve	44	27	348	at Det.	9/25/95
Young, Steve	32	21	338	Chi.	12/23/91
Montana, Joe	36	26	328	LA Rams	12/9/85
Young, Steve	32	19	308	LA Raiders	9/5/94
Bono, Steve	33	18	306	at LA Rams	11/25/91
Young, Steve	32	21	303	at Was.	9/14/98

# 49ERS MONDAY NIGHT CAREER RECORDS

## SCORING

NAME	R	P	RT	2PT	PAT	FG	TOT
Rice, Jerry	2	30	-	1	-	-	194
Cofer, Mike	-	-	-	-	52	18/32	106
Wersching, Ray	-	-	-	-	32	13/17	71
Owens, Terrell	-	11	-	-	-	-	66
Jones, Brent	-	10	-	-	-	-	60
Taylor, John	-	9	1	-	-	-	60
Young, Steve	9	-	-	-	-	-	54
Wilkins, Jeff	-	-	-	-	14	11/11	47
<b>Gore, Frank</b>	<b>5</b>	<b>1</b>	-	-	-	-	<b>36</b>
Kirby, Terry	5	1	-	-	-	-	36

## PASSING YARDS

NAME	G	ATT	CMP	YDS	PCT	TD	INT	LG
Young, Steve	25	585	377	4,608	64.4	42	12	79t
Montana, Joe	18	600	357	4,482	59.5	33	15	95t
Smith, Alex	6	176	105	1,078	59.7	7	4	47t
Garcia, Jeff	6	143	94	1,044	65.7	7	2	62
Grbac, Elvis	5	118	79	829	66.9	7	4	47t
<b>Kaepernick, Colin</b>	<b>3</b>	<b>68</b>	<b>44</b>	<b>675</b>	<b>64.7</b>	<b>6</b>	<b>0</b>	<b>57</b>

## RUSHING YARDS

NAME	G	ATT	YDS	AVG	LG	TD
Hearst, Garrison	10	199	1,055	5.3	70t	5
<b>Gore, Frank</b>	<b>11</b>	<b>189</b>	<b>883</b>	<b>4.7</b>	<b>36</b>	<b>5</b>
Craig, Roger	17	239	817	3.4	25	1
Young, Steve	23	106	663	6.3	26t	9
Watters, Ricky	8	99	498	5.0	43	2
Tyler, Wendell	6	77	389	5.1	36	1
Jackson, Wilbur	6	99	357	3.6	64	0
Barlow, Kevan	5	42	333	7.9	78t	2
Williams, Delvin	5	72	304	4.2	30	0

## RECEPTIONS

NAME	G	NO	YDS	AVG	LG	TD
Rice, Jerry	38	211	3,377	16.0	80t	30
Craig, Roger	17	78	654	8.4	33	4
Owens, Terrell	15	70	971	13.9	79t	11
Jones, Brent	22	66	846	12.8	41	6
Taylor, John	16	64	1,096	17.1	95t	8
Stokes, J.J.	14	49	597	12.2	47	1
Rathman, Tom	13	40	343	8.6	21	0

## INTERCEPTIONS

NAME	G	NO	YDS	AVG	LG	TD
Hanks, Merton	22	7	143	20.4	67t	1
Lott, Ronnie	4	5	63	12.6	26	0
McDonald, Tim	21	4	46	11.5	21	0
Griffin, Don	8	4	25	6.3	23	0
Brown, Tarell	9	3	6	2.0	5	0
Goldson, Dashon	7	3	24	8.0	21	0
Williamson, Carlton	3	3	109	36.3	82	0
Wright, Eric	3	3	85	28.3	48t	1

## PUNT RETURN YARDS

NAME	G	NO	YDS	AVG	LG	FC	TD
Taylor, John	12	31	386	12.5	95t	12	1
McLemore, Dana	7	19	310	16.3	83t	10	3
Carter, Dexter	11	27	293	10.9	78t	15	1
Ginn Jr., Ted	4	11	132	12.0	42	3	0
Levy, Chuck	5	5	101	20.2	73t	1	1
McQuarters, R.W.	5	11	98	8.9	26	1	0

## TOTAL YARDS FROM SCRIMMAGE

NAME	TOTAL YARDS	RUSH	REC
Rice, Jerry	3,463	86	3,377
Craig, Roger	1,471	817	654
Hearst, Garrison	1,203	1,055	148
Taylor, John	1,153	5	1,148
Jones, Brent	1,011	0	1,011
<b>Gore, Frank</b>	<b>1,003</b>	<b>883</b>	<b>120</b>
Owens, Terrell	977	4	973
Watters, Ricky	689	498	191

## PUNTING AVERAGE

NAME	G	NO	YDS	AVG	LG	BLKD
<b>Lee, Andy</b>	<b>11</b>	<b>49</b>	<b>2,339</b>	<b>47.7</b>	<b>63</b>	<b>0</b>
Stanley, Chad	3	17	694	40.8	52	0
Orosz, Tom	2	9	366	40.7	55	0
Thompson, Tommy	9	33	1,339	40.6	54	1
Wittum, Tom	7	42	1,689	40.2	52	0
Wilmsmeyer, Klaus	8	22	882	40.1	61	0

## KICKOFF RETURN YARDS

NAME	G	NO	YDS	AVG	LG	TD
Carter, Dexter	16	43	1,038	24.1	60	0
Washington, Vic	3	8	226	28.3	57	0
Hofer, Paul	4	10	223	22.3	48	0
Levy, Chuck	5	11	214	19.5	31	0
Hicks, Maurice	2	8	191	23.9	33	0
Rossum, Allen	1	4	186	46.5	104t	1
Monroe, Carl	5	10	174	17.4	45	0
Ginn Jr., Ted	4	7	168	24.0	41	0
Williams, Jimmy	2	8	162	20.3	33	0
Flagler, Terrence	3	8	161	20.1	40	0
Tillman, Spencer	3	7	157	22.4	60	0

# 49ERS OFFENSIVE AND DEFENSIVE RANKINGS

Year	OFFENSE			DEFENSE		
	Total	Rush	Pass	Total	Rush	Pass
1970	321.6 (2)	112.9 (17)	208.8 (1)	283.7 (13)	128.5 (18)	155.2 (9)
1971	336.1 (3)	152.1 (9)	184.1 (4)	262.8 (6)	119.1 (9)	143.6 (7)
1972	310.8 (8)	115.4 (21)	195.4 (2)	287.6 (14)	131.9 (13)	155.6 (15)
1973	301.7 (8)	124.5 (21)	177.2 (4)	309.2 (20)	140.2 (10)	169.0 (22)
1974	284.9 (14)	141.5 (11)	143.4 (19)	283.1 (12)	145.2 (18)	137.9 (6)
1975	297.0 (16)	114.1 (25)	182.9 (5)	287.6 (10)	130.6 (9)	156.9 (11)
1976	291.8 (18)	174.8 (5)	117.0 (23)	254.4 (2)	127.6 (5)	126.9 (4)
1977	256.7 (22)	149.0 (10)	107.7 (25)	246.9 (3)	133.5 (12)	113.4 (4)
1978	252.9 (27)	130.7 (21)	122.3 (25)	314.0 (21)	147.8 (17)	166.2 (18)
1979	348.3 (6)	120.8 (20)	227.6 (3)	337.1 (20)	138.3 (15)	198.8 (24)
1980	332.5 (12)	108.9 (24)	223.6 (5)	373.1 (27)	138.6 (23)	234.4 (27)
1981	342.8 (13)	121.3 (19)	221.4 (7)	297.7 (2)	119.9 (12)	177.8 (3)
1982	360.2 (3)	82.2 (28)	278.0 (2)	337.2 (21)	133.2 (21)	204.0 (16)
1983	378.4 (4)	141.1 (8)	237.3 (5)	324.3 (10)	121.0 (9)	203.3 (15)
1984	397.9 (2)	154.1 (3)	243.8 (4)	323.5 (10)	112.2 (7)	211.3 (17)
1985	370.0 (2)	139.5 (10)	230.5 (5)	324.4 (14)	105.2 (7)	219.2 (21)
1986	380.1 (3)	124.1 (3)	256.0 (2)	305.0 (6)	97.2 (3)	207.8 (17)
1987	399.1 (1)	149.1 (1)	250.0 (2)	273.0 (1)	107.4 (5)	165.6 (1)
1988	368.8 (2)	157.7 (2)	211.1 (10)	285.9 (3)	99.2 (3)	186.7 (8)
1989	391.8 (1)	122.9 (10)	268.9 (2)	288.6 (4)	86.4 (3)	202.2 (11)
1990	368.4 (2)	107.4 (18)	261.1 (2)	267.1 (3)	78.6 (2)	188.4 (12)
1991	366.1 (3)	116.3 (11)	249.8 (2)	284.6 (6)	94.5 (5)	190.1 (11)
1992	387.2 (1)	144.7 (3)	242.5 (3)	299.2 (15)	88.6 (4)	210.6 (26)
1993	402.2 (1)	133.3 (3)	268.9 (2)	312.3 (15)	112.5 (16)	199.8 (16)
1994	378.8 (2)	118.6 (6)	260.2 (4)	302.4 (8)	83.6 (2)	218.8 (17)
1995	380.4 (2)	92.4 (23)	288.0 (1)	274.9 (1)	66.3 (1)	208.6 (11)
1996	344.1 (6)	115.4 (10)	228.7 (7)	291.3 (7)	93.6 (5)	197.8 (11)
1997	319.5 (12)	123.1 (8)	196.4 (18)	250.8 (1)	85.4 (2)	165.4 (2)
1998	425.0 (1)	159.0 (1)	266.0 (2)	333.9 (23)	100.6 (9)	233.3 (29)
1999	336.3 (10)	130.9 (1)	205.3 (21)	355.4 (28)	101.2 (15)	254.2 (31)
2000	377.5 (4)	112.6 (18)	264.9 (4)	356.8 (29)	112.1 (16)	244.7 (29)
2001	355.6 (4)	140.3 (2)	215.3 (14)	309.6 (13)	98.2 (9)	211.4 (19)
2002	356.3 (8)	140.3 (6)	216.1 (14)	322.4 (14)	103.2 (7)	219.1 (22)
2003	355.4 (5)	142.4 (5)	213.0 (10)	308.0 (13)	105.6 (9)	202.4 (17)
2004	286.6 (26)	90.6 (30)	196.0 (20)	342.6 (24)	124.7 (20)	217.9 (19)
2005	224.2 (32)	105.6 (17)	118.6 (32)	391.2 (32)	114.5 (18)	276.7 (32)
2006	303.8 (26)	135.8 (6)	168.0 (29)	344.2 (26)	121.0 (19)	223.2 (26)
2007	237.3 (32)	92.3 (27)	145.0 (32)	346.2 (25)	118.5 (22)	227.7 (22)
2008	311.1 (23)	99.9 (27)	211.2 (13)	326.0 (13)	106.8 (13)	219.2 (20)
2009	290.8 (27)	100.0 (25)	190.8 (22)	326.4 (15)	97.0 (6)	229.4 (20)
2010	313.3 (24)	103.6 (19)	209.8 (18)	327.8 (13)	96.7 (6)	231.1 (24)
2011	310.9 (26)	127.8 (8)	183.1 (29)	308.2 (4)	77.3 (1)	230.9 (16)
2012	361.8 (11)	155.7 (4)	206.1 (23)	294.4 (3)	94.2 (4)	200.2 (4)
2013	323.8 (24)	137.6 (3)	186.2 (30)	316.9 (5)	95.9 (4)	221.0 (7)

## 49ERS OVERTIME GAMES (National Football League - 1976-Present)

October 31, 1976 – Cardinals 23, 49ers 20 (StL)  
 December 5, 1976 – Chargers 13, 49ers 7 (SD)  
 November 13, 1977 – 49ers 10, Saints 7 (NO)  
 September 14, 1980 – 49ers 24, Cardinals 21 (SF)  
 December 7, 1980 – 49ers 38, Saints 35 (SF)  
 October 12, 1986 – Vikings 27, 49ers 24 (SF)  
 October 19, 1986 – 49ers 10, Falcons 10 (ATL)  
 October 9, 1988 – Broncos 16, 49ers 13 (SF)  
 December 9, 1990 – 49ers 20, Bengals 17 (CIN)  
 January 3, 1994 – Eagles 37, 49ers 34 (SF)  
 October 14, 1996 – Packers 23, 49ers 20 (GB)  
 November 10, 1996 – Cowboys 20, 49ers 17 (SF)  
 November 24, 1996 – 49ers 19, Redskins 16 (WAS)

September 6, 1998 – 49ers 36, Jets 30 (SF)  
 December 6, 1998 – 49ers 31, Panthers 28 (CAR)  
 December 26, 1999 – Redskins 26, 49ers 20 (SF)  
 October 8, 2000 – Raiders 34, 49ers 28 (SF)  
 September 9, 2001 – 49ers 16, Falcons 13 (SF)  
 October 14, 2001 – 49ers 37, Falcons 31 (ATL)  
 October 28, 2001 – Bears 37, 49ers 31 (CHI)  
 November 18, 2001 – 49ers 25, Panthers 22 (CAR)  
 November 3, 2002 – 49ers 23, Raiders 20 (OAK)  
 November 17, 2002 – Chargers 20, 49ers 17 (SD)  
 September 14, 2003 – Rams 27, 49ers 24 (StL)  
 October 26, 2003 – Cardinals 16, 49ers 13 (ARI)  
 December 21, 2003 – 49ers 31, Eagles 28 (PHI)

October 10, 2004 – 49ers 31, Cardinals 28 (SF)  
 December 12, 2004 – 49ers 31, Cardinals 28 (ARI)  
 January 1, 2006 – 49ers 20, Texans 17 (SF)  
 December 31, 2006 – 49ers 26, Broncos 23 (DEN)  
 November 25, 2007 – 49ers 37, Cardinals 31 (ARI)  
 September 14, 2008 – 49ers 33, Seahawks 30 (SEA)  
 November 14, 2010 – 49ers 23, Rams 20 (SF)  
 September 18, 2011 – Cowboys 27, 49ers 24 (SF)  
 January 22, 2012 – Giants 20, 49ers 17 (SF) (NFC-C)  
 November 11, 2012 – 49ers 24, St. Louis 24 (SF)  
 December 2, 2012 – Rams 16, 49ers 13 (StL)

### 49ERS OVERTIME RECORDS

Overall Record 19-16-2 (home – 7-8-1, road – 12-8-1)

# 49ERS OVERTIME GAME SUMMARIES

October 31, 1976

St. Louis 23, San Francisco 20

In the fourth quarter, St. Louis held a 14–13 lead after San Francisco missed an extra point on its previous scoring drive. San Francisco then took the lead 20–14 in the fourth when Delvin Williams scored his third touchdown of the day. With eight minutes left in the game, Cardinals quarterback Jim Hart connected with Mel Gray on a 77–yard touchdown pass for the 20–20 tie. The extra point was blocked and the two teams went into overtime. St. Louis won the overtime coin toss but was forced to punt. Tony Leonard fumbled the kick at the 43–yard line, which was recovered by the Cardinals. St. Louis then marched down field to set up Jim Bakken for the 21–yard field goal to lift the Cardinals to a 23–20 victory.

	1st	2nd	3rd	4th	OT	Final
49ers	0	13	0	7	0	20
Cardinals	7	0	7	6	3	23

December 5, 1976

San Diego 13, San Francisco 7

The 49ers and Chargers played to a scoreless tie in the first half. The defensive struggle continued into the second half and the score remained 0–0 at the end of the third quarter. On San Diego's first possession of the fourth quarter, Dan Fouts guided them on a 16–play, 80–yard scoring drive, capped by a Bo Matthews two–yard touchdown run. San Francisco answered on its next possession with a 64–yard scoring drive. Paul Hofer caught an eight–yard touchdown pass from Scott Bull to make the score 7–6. The extra point was blocked, but the Chargers Tom Graham was flagged for offsides. After the penalty was marked off, Steve Mike–Mayer connected to tie the game at seven with just over a minute left in regulation. San Diego won the overtime coin toss and elected to receive. The Chargers began their first possession on their own seven–yard line where Fouts guided them on a nine–play, 93–yard drive, which was capped by a Mercury Morris 13–yard touchdown run for the 13–7 win.

	1st	2nd	3rd	4th	OT	Final
49ers	0	0	0	7	0	7
Chargers	0	0	0	7	6	13

November 13, 1977

San Francisco 10, New Orleans 7

The 49ers got their first ever overtime victory at New Orleans. The Saints got on the board early in the first quarter on an eight–yard run by Tony Galbreath. The Saints appeared to grab a commanding lead at the end of the first half when Richard Mauti returned a Tom Wittum punt 65 yards for a touchdown 10 seconds before halftime. But a New Orleans clipping penalty nullified the score. The 49ers tied it up in the third quarter with a five–yard romp by Delvin Williams. Neither team would score again in regulation and the game went to overtime knotted at seven. The Saints won the overtime coin toss, but were unable to move the ball, giving it back to the 49ers. San Francisco started from its own 41–yard line and moved the ball down to the Saints 16, where Ray Wersching connected on a 33–yard game–winning field goal.

	1st	2nd	3rd	4th	OT	Final
49ers	0	0	7	0	3	10
Saints	7	0	0	0	0	7

September 14, 1980

San Francisco 24, St. Louis 21

San Francisco struck first on a 19–yard touchdown pass from Steve DeBerg to Paul Hofer in the second quarter. Cardinals quarterback Jim Hart quickly answered back with a 13–yard touchdown strike to Theotis Brown. The Cardinals pushed the lead to 14–7 with a Doug Marsh five–yard touchdown reception. After the 49ers tied the game at 14, St. Louis drove 75 yards in eight plays to take a 21–14 lead. With 1:51 left in regulation, the 49ers drove 80 yards and scored on a 26–yard touchdown run by Hofer, his second of the day. San Francisco won the overtime coin toss and took the ball 52 yards to the 16–yard line, where Ray Wersching kicked a 33–yard field goal for the 24–21 win.

	1st	2nd	3rd	4th	OT	Final
49ers	0	7	0	14	3	24
Cardinals	0	0	14	7	0	21

December 7, 1980

San Francisco 38, New Orleans 35

New Orleans jumped out to a 35–7 halftime lead behind touchdown passes of 33, 21 and 41 yards from Archie Manning. Less than five minutes into the third quarter, the 49ers went on an 88–yard, nine–play drive that culminated with a one–yard touchdown run by Joe Montana. Minutes later, Montana hooked up with Dwight Clark for a 71–yard touchdown pass to bring the 49ers within 14 points. After the San Francisco defense shut out New Orleans for the second straight quarter, they tied the game with 1:50 left in the fourth quarter with Lenvil Elliott's seven–yard touchdown jaunt, forcing overtime. New Orleans won the coin toss, but failed to pick up a first down on its first possession. San Francisco took the ball on its own 27 and marched 55 yards in 13 plays for the game–winning 36–yard field goal by Ray Wersching.

	1st	2nd	3rd	4th	OT	Final
49ers	0	7	14	14	3	38
Saints	14	21	0	0	0	35

October 12, 1986

Minnesota 27, San Francisco 24

With Joe Montana out, Jeff Kemp stepped in to lead San Francisco against a powerful Minnesota Vikings team. Minnesota struck first with a six–yard touchdown pass from Tommy Kramer to Anthony Carter. The 49ers answered back when Kemp hit Dwight Clark with a 45–yard strike to tie the game. With 1:14 left in the first quarter, the Vikings Issiac Holt recovered a blocked punt in the end zone for a 14–7 lead. San Francisco took a 17–14 lead into halftime after a 39–yard Ray Wersching field goal and a 34–yard touchdown pass from Kemp to Jerry Rice. After the Vikings stalled on their first drive of the third quarter, Kemp led the 49ers on a six–play, 53–yard drive that ended with a 17–yard touchdown reception by Rice. Minnesota answered back with a 26–yard field goal by Chuck Nelson to cut the 49ers lead to 24–17. With 6:37 remaining in the fourth quarter, Kramer hit Anthony Carter with a 35–yard touchdown pass to tie the game. In overtime, Minnesota won the toss and went on a 58–yard drive. Nelson hit a 28–yard field goal for the 27–24 win.

	1st	2nd	3rd	4th	OT	Final
49ers	7	10	7	0	0	24
Vikings	14	0	3	7	3	27

October 19, 1986

Atlanta 10, San Francisco 10

San Francisco visited Atlanta for a battle with the division rival Falcons and took an early 7–0 lead on a Roger Craig one–yard romp. The Falcons responded with a punishing 17–play, 44–yard drive that resulted in a 47–yard field goal by Mick Luckhurst. San Francisco maintained its lead in the second quarter with a 53–yard, 13–play drive, which led to a 24–yard Ray Wersching field goal and a 10–3 lead. The defenses dominated the second half, holding the offenses scoreless for all of the third quarter and most of the fourth. With just over a minute remaining in regulation, the Falcons took advantage of great field position and scored on a 39–yard touchdown pass from Dave Archer to Sylvester Stamps to tie the game at 10. The Falcons won the overtime coin toss and elected to receive. After generating only one first down, the Falcons were forced to give up possession. The 49ers mirrored the Falcons on their first possession of overtime and punted with 6:42 remaining. Both teams had possession two more times in overtime, but could not produce a score as the game ended in a 10–10 tie.

	1st	2nd	3rd	4th	OT	Final
49ers	7	3	0	0	0	10
Falcons	3	0	0	7	0	10

October 9, 1988

Denver 16, San Francisco 13

Two of the best teams in the NFL faced off in an inter conference battle as the Denver Broncos visited Candlestick Park. The 49ers started the scoring with a 37–yard Mike Cofer field goal with 4:52 remaining in the first quarter. The Broncos answered early in the second with a 27–yard field goal by Rich Karlis to knot the game at three. With San Francisco's second possession of the second quarter, Joe Montana opened up the offense and led the 49ers 95 yards and capped it off with a six–yard quarterback sneak for a 10–3 lead at halftime. The only scoring in the third quarter came on Karlis' 27–yard field goal with five minutes remaining, cutting the 49ers lead to 10–6. Cofer quickly answered with a 27–yard field goal with one minute on the clock in the third quarter for the 13–6 lead. After an injury, John Elway returned to hit Vance Johnson with an eight–yard touchdown pass. Neither team could score in the final minutes of regulation and headed into overtime. On San Francisco's first possession, Andre Townsend sacked Montana, injuring his ribs. Steve Young took over, and on his first play threw an interception to Mark Haynes ending the threat. After a five–and–out drive by the Broncos, the 49ers took over on their own five–yard line. A second Young interception, deep in Broncos territory, helped set the stage for Karlis to connect on a 22–yard game–winning field goal.

	1st	2nd	3rd	4th	OT	Final
49ers	3	7	3	0	0	13
Broncos	0	3	3	7	3	16

**December 9, 1990**

**San Francisco 20, Cincinnati 17**

A capacity crowd filled Riverfront Stadium as the San Francisco 49ers invaded Cincinnati for a late-season battle. On the Bengals first possession, Boomer Esiason drove his team 70 yards for the game's opening score, a two-yard touchdown pass to Craig Taylor. San Francisco answered back on its next possession when Tom Rathman capped off a 73-yard drive with a one-yard plunge into the end zone for the 7-7 tie. Cincinnati came out strong in the second half. The Bengals scored on a Jim Breach field goal to open the third and break the tie. San Francisco enjoyed its first lead of the game after Harry Sydney scored on a three-yard run. With just over two minutes elapsed in the fourth quarter, Ickey Woods dove in from one yard out to regain the lead for Cincinnati, 17-14. The 49ers next drive stalled and they would not regain possession until only 4:11 remained in regulation. On the first play, Joe Montana hit Jerry Rice for a 29-yard strike and guided the team down to the Cincinnati six-yard line. Mike Cofer hit a 23-yard field goal with just over a minute remaining to send the game into overtime. San Francisco won its first coin toss in five overtime games and wasted no time driving 75 yards in 11 plays to set up Cofer's 23-yard game-winning field goal and the 20-17 victory.

	1st	2nd	3rd	4th	OT	Final
<b>49ers</b>	7	0	7	3	3	20
<b>Bengals</b>	7	0	3	7	0	17

**January 3, 1994**

**Philadelphia 37, San Francisco 34**

Turnovers and an ill-timed penalty marred the 49ers first overtime game in four years. The Philadelphia Eagles struck early and often, first on a 34-yard Roger Ruzek field goal five minutes into the game. On San Francisco's first possession, Steve Young was hit and fumbled the ball, which was recovered by Byron Evans who returned it 30 yards for a touchdown and a 10-0 lead. With Bubby Brister at the helm, the Eagles drove 76 yards in the opening minutes of the second quarter and connected with Calvin Williams for a 13-yard touchdown to push the lead to 17-3. Brister again guided Philadelphia to an eight-play, 64-yard touchdown scoring drive to take a commanding 21-point lead. The 49ers end zone drought ended with just less than two minutes remaining in the half when Young hit Jerry Rice for a three-yard touchdown that brought the score to 24-10 at halftime. San Francisco started the second half with a 60-yard kickoff return by Dexter Carter to give the 49ers the ball on Philadelphia's 38-yard line. Capping off a punishing 38-yard, nine-play drive, Ricky Watters ran 11 yards for the score. After a Philadelphia punt, John Taylor caught a 38-yard touchdown pass to tie the game at 24. Philadelphia took advantage of a Young injury by intercepting a Steve Bono pass. The Eagles worked quickly, moving 69 yards in just two plays to take a 31-24 lead. San Francisco gave Philadelphia good field position again with a fumble on its own 40, allowing the Eagles to increase their lead to 10 with a Ruzek 32-yard field goal in the third quarter. Set up by a Don Griffin interception, Bono drove the 49ers 42 yards and scored on a one-yard keeper that closed the gap to 34-31. After a Philadelphia punt, the Niners drove down and tied the game on a Cofer 29-yard field goal with 15 seconds left in regulation. San Francisco won the overtime coin toss and elected to receive, but failed to score on two overtime possessions. On Philadelphia's second possession of overtime, they drove to San Francisco's 20-yard line. With four seconds showing on the clock, the Eagles set up for a 38-yard field goal. Ruzek missed the field goal wide

right, but Merton Hanks was flagged for roughing the kicker. After a 10-yard penalty, Ruzek hit a 28-yarder with no time left on the clock for the 37-34 win.

	1st	2nd	3rd	4th	OT	Final
<b>49ers</b>	3	7	14	10	0	34
<b>Eagles</b>	10	14	10	0	3	37

**October 14, 1996**

**Green Bay 23, San Francisco 20**

With Steve Young out with a groin injury, Elvis Grbac led San Francisco against Brett Favre and the Green Bay Packers. After an unsuccessful first possession, the Packers scored on a 30-yard field goal by Chris Jacke with just over five minutes remaining in the first quarter for the 3-0 lead. They took a 6-0 lead on another Jacke 25-yard field goal. On San Francisco's second possession of the second quarter, Grbac led a six-play, 36-yard drive that resulted in a Jeff Wilkins 48-yard field goal. After a three-and-out series by the Packers, Jerry Rice caught a seven-yard touchdown from Grbac for a 10-6 lead. Aided by a Dana Stubblefield interception, Rice and Grbac put the 49ers up 17-6 at the half with a 13-yard touchdown pass. Green Bay trimmed the lead to 17-14 when Favre hit Don Beebe for a 59-yard touchdown and followed it with a two-point conversion toss to Edger Bennett. Chris Jacke hit a 35-yard field goal to tie the game at 17 with 3:24 left in regulation. San Francisco won the overtime coin toss but was forced to punt after going three-and-out. Green Bay received the ball on its own 44 and drove 21 yards to set up Jacke for a 53-yard field goal for the 23-20 victory.

	1st	2nd	3rd	4th	OT	Final
<b>49ers</b>	0	17	0	3	0	20
<b>Packers</b>	6	0	8	6	3	23

**November 10, 1996**

**Dallas 20, San Francisco 17**

The two most dominating teams in the NFL met in a mid-season battle for NFC supremacy as the Dallas Cowboys traveled to 3Com Park. The 49ers jumped out to a quick lead after a Jeff Wilkins 28-yard field goal. They extended their lead to 10-0 on a 29-yard touchdown strike from Steve Young to Iheanyi Uwaezuoke. Quiet for most of the first half, the Cowboys finally got on the board with a 72-yard scoring drive that ended on a Troy Aikman three-yard touchdown run, which cut the deficit to 10-7 at halftime. Defenses dominated in the third quarter with neither team allowing a score. Dallas ended the scoring drought with a Chris Boniol 26-yard field goal four seconds into the fourth quarter to tie the game at 10. With Young out in the second half after sustaining a concussion, Elvis Grbac led San Francisco on a nine-play, 68-yard scoring drive on its next possession. Terry Kirby capped it off with a 27-yard touchdown run. After Fred Strickland intercepted a Grbac pass at the 49ers 15-yard line, Troy Aikman hit Eric Bjornson for a six-yard touchdown pass, knotting the game at 17 and forcing overtime. The Cowboys won the overtime coin toss and wasted no time marching down the field. After 12 plays, Chris Boniol hit the game-winning 29-yard field goal for the 20-17 victory.

	1st	2nd	3rd	4th	OT	Final
<b>49ers</b>	10	0	0	7	0	17
<b>Cowboys</b>	0	7	0	10	3	20

**November 24, 1996**

**San Francisco 19, Washington 16**

In the 49ers second overtime game in November, and third of the season, the Washington Redskins hosted San Francisco for the first time in two years. In what would prove to be a game dominated by special teams, San Francisco struck first with a 20-yard field goal from Jeff Wilkins. Washington's Scott Blanton hit field goals from 19 and 48 yards out and Wilkins added another to knot the score at six going into halftime. The only score in the third quarter came on a Blanton field goal from 41 yards out to give Washington a 9-6 lead. San Francisco got on the board first in the fourth quarter with a Wilkins 44-yard field goal three minutes into the period. On the ensuing possession, Gus Ferotte drove the Redskins 78 yards, which culminated with a Jamie Asher 20-yard touchdown reception. The 49ers tied the game with 1:57 remaining in regulation on a one-yard run by William Floyd, forcing overtime. San Francisco won the coin toss and promptly went on a 48-yard scoring drive that was capped by a 38-yard field goal by Wilkins for the 19-16 win.

	1st	2nd	3rd	4th	OT	Final
<b>49ers</b>	3	3	0	10	3	19
<b>Redskins</b>	0	6	3	7	0	16

**September 6, 1998**

**San Francisco 36, New York Jets 30**

In the opening weekend of the 1998 season, fans were treated to one of the most exciting games and one of the most exciting plays in NFL history. After a fast-paced first half, the 49ers found themselves trailing 17-14 at halftime after Glen Foley hit Wayne Chrebet from six-yards out for the score with 32 seconds remaining in the second quarter. On its first possession in the second half, San Francisco evened the score at 17 with a 22-yard field goal by Wade Richey. On the following possession, Foley found Keyshawn Johnson for a 21-yard touchdown and a 24-17 lead. With just over three minutes remaining in the third quarter, Jerry Rice caught a 14-yard touchdown from Steve Young to bring the 49ers within one. The extra point was blocked and the score remained 24-23 heading into the fourth quarter. New York extended its lead to 27-23 after a John Hall 32-yard field goal. San Francisco took possession with 3:38 left in regulation and went on a 76-yard, five-play drive that was capped by a 38-yard touchdown pass from Young to J.J. Stokes, giving the 49ers the lead 30-27 with just over one minute remaining in regulation. New York then drove the ball to the 49ers 13-yard line, where John Hall tied the game at 30 with just three seconds on the clock. Both New York and San Francisco went three-and-out on their first possessions of overtime. The Jets moved to mid-field on their second possession before being forced to punt, pinning the 49ers on their own four-yard line. With 11:09 remaining in overtime, on San Francisco's first play of its second possession, Young gave the ball to Garrison Hearst, who ran right and broke six tackles on his way to a 96-yard, game-winning touchdown run and the 36-30 victory.

	1st	2nd	3rd	4th	OT	Final
<b>49ers</b>	7	7	9	7	6	36
<b>Jets</b>	3	14	7	6	0	30

**December 6, 1998**

**San Francisco 31, Carolina 28**

San Francisco extended its winning streak to four games with an exciting, high-scoring match-up with the Carolina Panthers. After an explosive first half, the 49ers took a 21-7 lead going into halftime. San Francisco started the second half with a five-play drive, which covered 90 yards, including a Garrison Hearst 71-yard touchdown run. The drive gave the 49ers a commanding 28-7 lead. With just 52 seconds left in the third quarter, Steve Beuerlein connected with Anthony Johnson on a 38-yard touchdown pass to cut the deficit to 28-14. On their first possession of the fourth quarter, the Panthers drove 76 yards in five plays and scored on a Beuerlein-to-Raghib Ismail 40-yard touchdown pass. Minutes later, Carolina tied the game at 28 with a 10-yard run by Tshimanga Biakabutura. Carolina won the overtime coin toss and elected to receive. The Panthers ran two unsuccessful plays, and Beuerlein fumbled on the third, giving San Francisco possession on Carolina's 30-yard line. The 49ers picked up 25 yards driving to the Panthers five, where Wade Richey hit a 23-yard field goal for the 31-28 win.

	1st	2nd	3rd	4th	OT	Final
<b>49ers</b>	7	14	7	0	3	31
<b>Carolina</b>	7	0	7	14	0	28

**December 26, 1999**

**Washington 26, San Francisco 20**

The Washington Redskins visited 3Com Park and battled the San Francisco 49ers to their second overtime game in the last three meetings. San Francisco struck first with an 80-yard drive in 13 plays, capped off with a Charlie Garner four-yard touchdown run and a 7-0 lead. Early in the second quarter, Washington answered back with an 80-yard drive of its own, ending with a Brad Johnson-to-Michael Westbrook 65-yard touchdown strike. With a pair of Wade Richey field goals, San Francisco went into halftime with a 13-7 lead. Washington cut the deficit to three after Brett Conway nailed a 47-yard field goal in the third quarter. The 49ers extended their lead to 20-10 with a 78-yard scoring drive that ended on a five-yard touchdown pass from Jeff Garcia to J.J. Stokes. At the beginning of the fourth quarter, Conway connected on a 34-yard field goal to bring the Redskins within seven. Washington then struck again with 3:30 left in the game when Brad Johnson plunged in from one-yard to tie the game at 20. San Francisco threatened with just over one minute to go, driving to the Redskins 22-yard line before fumbling, which Washington recovered to force overtime. Washington won the overtime coin toss and promptly moved the ball to the San Francisco 33-yard line in three plays. On first down, Johnson hit Larry Centers for a 33-yard touchdown pass and the 26-20 win.

	1st	2nd	3rd	4th	OT	Final
<b>49ers</b>	7	6	7	0	0	20
<b>Redskins</b>	0	7	3	10	6	26

**October 8, 2000**

**Oakland 34, San Francisco 28**

In a game for the ages, the 49ers fell in overtime to the visitors from across the Bay, the Oakland Raiders. The Raiders jumped out to the early 6-0 lead on two Sebastian Janikowski field goals. The 49ers answered back, scoring 14 unanswered points to close out the first half. The Raiders dominated the third quarter, holding onto the ball for more than 11 minutes and scoring two touchdowns. After another score by the Raiders to start the fourth, the 49ers started their comeback. After a Jeff Garcia-to-Terrell Owens scor-

ing toss and another score on a nine-yard touchdown run by Charlie Garner, San Francisco tied the game at 28. On their next possession, the Raiders drove down to San Francisco's 23-yard line, but on fourth-and-10, Janikowski missed a 41-yard field goal wide left. The 49ers, with a chance to win the game, took possession and moved the ball down to the Oakland 29-yard line. On fourth-and-one, the Raiders defense stiffened and stopped a leaping Charlie Garner for no gain. The Raiders took over on downs, but couldn't get their offense going and were forced to punt back to the 49ers, who ran out the clock and forced the game into overtime. The Raiders won the toss and marched down to the 49ers 25-yard line. Janikowski came on to attempt the game-winning field goal, but missed wide right, his second missed field goal of the day. The 49ers took over and drove all the way to the Raiders 11-yard line. On first down, Wade Richey attempted the game-winning field goal, but was blocked and possession went back to the Raiders. Following two pass completions and a pass interference call on the 49ers, the Raiders finally put the game away with a 31-yard scoring toss from Rich Gannon to Tim Brown for the win.

	1st	2nd	3rd	4th	OT	Final
<b>49ers</b>	0	14	0	14	0	28
<b>Raiders</b>	3	3	15	7	6	34

**September 9, 2001**

**San Francisco 16, Atlanta 13**

The 49ers began the 2001 regular season in an exciting fashion, defeating the visiting Atlanta Falcons 16-13 in overtime. The 49ers trailed by seven points at halftime and began the fourth quarter with a 10-point deficit. A J.J. Stokes touchdown reception narrowed the gap before Jose Cortez's field goal attempt tied the game at 13 with 11 seconds remaining in regulation. The 49ers won the coin toss in overtime and elected to receive. On the drive the 49ers faced a third-and-five when Jeff Garcia rifled a pass to Tai Streets, who raced 53 yards to the Falcons 23-yard line. Three plays later, Cortez nailed a 24-yard field goal to lift the 49ers to victory.

	1st	2nd	3rd	4th	OT	Final
<b>49ers</b>	0	3	0	10	3	16
<b>Falcons</b>	7	3	3	0	0	13

**October 14, 2001**

**San Francisco 37, Atlanta 31**

The 49ers had their second overtime game of the 2001 season against the Falcons, sweeping Atlanta in the season series by winning 37-31. The 49ers rallied back from deficits of 20-7 at the half and 31-17 in the fourth quarter. The Falcons went up 14-0 early in the game. The 49ers put their first points of the game on the board in the second quarter when Jeff Garcia scored on a seven-yard run. The Falcons answered back with two field goals and went up 20-7 at halftime. Terrell Owens, who did not catch a pass in the first half, roared back to catch nine passes for 183 yards and a career-high three touchdowns. After a 49ers touchdown, at the hands of Kevan Barlow, and a touchdown by the Falcons, the 49ers were down 31-24 with just 2:22 remaining in the game. Garcia led the team on a 10-play, 72-yard drive when he hooked up with Owens from 17 yards out to tie the game at 31 with just 21 seconds remaining. The 49ers won the toss in overtime and drove to the Falcons 14-yard line. A mishandled snap between Garcia and Dave Fiore, who was filling in at center for an injured Jeremy Newberry, was recovered by the Falcons and their offense took over. The 49ers defense rose to the challenge, forcing Atlanta into a three-and-out possession. After the punt, San Fran-

cisco began at its own 33-yard line. After picking up one first down, Garcia faced third-and-five when he connected with Owens, who raced 52 yards for his third touchdown and the 37-31 overtime victory.

	1st	2nd	3rd	4th	OT	Final
<b>49ers</b>	0	7	10	14	6	37
<b>Falcons</b>	14	6	0	11	0	31

**October 28, 2001**

**Chicago 37, San Francisco 31**

The 49ers had their second consecutive overtime game and their third of the 2001 season as they dropped a 37-31 decision to the Chicago Bears. San Francisco went up early in the first quarter after Bryant Young forced a fumble, which Julian Peterson scooped up and returned 26 yards for the touchdown. The 49ers struck again when Jeff Garcia hooked up with Justin Swift for a one-yard touchdown and the 14-0 lead. The Bears answered back with a safety and a touchdown, making the score 14-9 at the half. In the third quarter, the 49ers struck first when Garrison Hearst scored his first touchdown since 12-14-98 on a 60-yard bomb from Garcia. The Bears offense then took over and drove down to the 49ers 10-yard line where Zack Bronson intercepted a Shane Mathews pass and returned it a team-record 97 yards for the touchdown. After a Chicago touchdown and a 49ers field goal, the score was 31-16 early in the fourth quarter. The Bears then racked up 15 unanswered points on two touchdown drives to tie the game at 31 and send it into overtime. The 49ers won the coin toss and the offense took over. On the first play from scrimmage, Garcia was intercepted by Mike Brown, who raced 33 yards for the touchdown and the 37-31 victory for Chicago.

	1st	2nd	3rd	4th	OT	Final
<b>49ers</b>	14	0	14	3	0	31
<b>Bears</b>	0	9	7	15	6	37

**November 18, 2001**

**San Francisco 25, Carolina 22**

In their fourth overtime game of the season, setting a new team record, the 49ers pulled out an exciting 25-22 victory over the Carolina Panthers. The game was a see-saw battle with each team going back and forth until the fourth quarter. The Panthers went ahead late in the fourth quarter after a Jeff Garcia interception. Wesley Walls scored on a 24-yard pass, but the two-point conversion failed, leaving the Panthers with a slim 19-14 lead. On the next 49ers drive, Garcia was intercepted again, this time deep in 49ers territory. The San Francisco defense held Carolina to only a field goal and the 49ers were down 22-14 with just 1:52 remaining in the game. Garcia started the offense on its own 34-yard line and began the two-minute drill. The 49ers moved down the field to the Panthers seven-yard line, where Garcia threw a fade route to Terrell Owens, who snatched it out of the air with one second remaining on the clock to cut the score to 22-20. Garcia then found Eric Johnson in the end zone for the two-point conversion to send the game into overtime. San Francisco won the coin toss and started its drive at its own 26-yard line. Garcia completed three-of-four passes for 27 yards, while Garrison Hearst rushed twice for 34 yards to bring the 49ers down to Carolina's nine-yard line. Jose Cortez came on for the game-winning field goal from 26 yards out, splitting the uprights to give the 49ers the 25-22 overtime victory.

	1st	2nd	3rd	4th	OT	Final
<b>49ers</b>	0	7	7	8	3	25
<b>Panthers</b>	7	3	3	9	0	22



**November 3, 2002**

**San Francisco 23, Oakland 20**

The 49ers visited the Oakland Raiders and turned in an exciting performance. Tied at 13 entering the fourth quarter, the game see-sawed back and forth before heading into overtime. San Francisco scored first in the fourth quarter when Jeff Garcia connected with Tai Streets for a three-yard touchdown to take the lead at 20-13. Oakland answered after the ensuing kickoff went out of bounds and the Raiders got the ball at their own 40-yard line. Oakland converted a crucial fourth-and-three play to maintain possession and ended the drive with a 10-yard touchdown run by Charlie Garner with just over six minutes remaining. The 49ers then ate up the clock with an impressive 13-play drive into scoring position, where Jose Cortez missed a 27-yard field goal at the end of regulation to send the game into overtime. The 49ers won the toss and launched a 17-yard drive. It was there that Cortez lined up for the game-winning 23-yard field goal that sailed through the uprights.

	1st	2nd	3rd	4th	OT	Final
<b>49ers</b>	10	0	3	7	3	23
<b>Raiders</b>	7	6	0	7	0	20

**November 17, 2002**

**San Diego 20, San Francisco 17**

In their second overtime game in three weeks, the 49ers dropped a close one to the San Diego Chargers. San Francisco took the early lead, leading 17-7 at the start of the fourth quarter. However the Chargers reeled off 10 unanswered points in the final period to tie the game at 17 to send it into overtime. In overtime, the Chargers won the toss and returned the opening kickoff 39 yards. But the drive stalled there and San Diego was forced to punt. On the ensuing 49ers possession, the offense drove down the field to the San Diego 23-yard line where Jose Cortez's game-winning field goal sailed wide right. The Chargers took over and promptly drive down the field in nine plays where Steve Christie nailed the 40-yard game-winning field goal.

	1st	2nd	3rd	4th	OT	Final
<b>49ers</b>	0	7	10	0	0	17
<b>Chargers</b>	7	0	0	10	3	20

**September 14, 2003**

**St. Louis 27, San Francisco 24**

In an early-season division battle, the St. Louis Rams prevailed over the 49ers in overtime in a back and forth battle. The Rams went ahead late in the fourth quarter, 24-17, with 3:20 remaining. Undaunted, Jeff Garcia calmly led his team down the field for the game-tying 13-yard touchdown pass to Terrell Owens with 19 seconds remaining in regulation. The 49ers recovered a fumble on the ensuing kickoff and had the ball at midfield. After an incomplete pass, Garcia connected with Cedrick Wilson on a 29-yard pass on second down with nine seconds remaining. Instead of falling to the ground and taking a timeout, Wilson kept running and was tackled as time ran out and the game headed into overtime. The Rams won the toss and received the kickoff, which they returned to their 48-yard line. After a one-yard run by Marshall Faulk, the 49ers were penalized 15 yards for a face mask penalty. Marc Bulger then completed two straight passes which brought St. Louis to the 49ers 10-yard line. Jeff Wilkins then came on and hit the winning 28-yard field goal.

	1st	2nd	3rd	4th	OT	Final
<b>49ers</b>	7	3	7	7	0	24
<b>Rams</b>	7	0	7	10	3	27

**October 26, 2003**

**Arizona 16, San Francisco 13**

In another division battle, the 49ers had their second overtime game of the season, this time at Arizona. The field goal kicking was the story of this game as the 49ers missed both field goal attempts and made only 1-of-2 PATs and the Cardinals made only 3-of-6 field goal attempts. The Cardinals had the lead 13-6 in the fourth quarter when the 49ers tied the game on one of the most improbable touchdowns in team history. Jeff Garcia fumbled at the one-yard line and the ball was recovered by offensive lineman Kwame Harris, who scored his first career touchdown. The game was tied at 13 with 2:25 left to play. The Cardinals had another shot to get into scoring position, but were forced to punt and gave the 49ers one more shot for the victory with almost six minutes remaining in regulation. San Francisco then launched a drive that put the offense at the Arizona 16-yard line. But Owen Pochman missed the potential game-winning field goal, his second missed field goal of the day, this time from 35 yards out. This breathed new life into Arizona, who drove down to the San Francisco 32-yard line. With five seconds remaining in regulation, Tim Duncan attempted the game-winning 50-yard field goal, which was short, and the game headed to overtime. In overtime, the Cardinals won the toss and drove down to the 49ers 22-yard line in eight plays. Duncan set up for another chance at a game-winning field goal, this one from 39 yards out. The kick sailed through the uprights and the Cardinals notched the 16-13 victory.

	1st	2nd	3rd	4th	OT	Final
<b>49ers</b>	6	0	0	7	0	13
<b>Cardinals</b>	7	3	3	3	3	16

**December 21, 2003**

**San Francisco 31, Philadelphia 28**

The 49ers recorded their first overtime win of the season and also their first road win of 2003 with a 31-28 victory over Philadelphia. The two teams traded points back and forth heading into the final quarter. The 49ers kicked a 25-yard field goal on the first play of the fourth quarter to cut Philadelphia's lead to 21-20. On San Francisco's next possession, Kevan Barlow ran for 26 of his career-high 154 total yards and scored from one-yard out to give the 49ers a 26-21 lead. The two-point conversion attempt was successful and the 49ers had a seven-point lead with five minutes remaining in the game. The Eagles answered with a 10-play drive, adding seven points to tie the game on a Todd Pinkston touchdown grab with a little over a minute remaining in regulation. Philadelphia won the overtime coin toss and started its drive at its own 21-yard line. On the first play in the extra period, Tony Parrish, who notched an interception on the game's first drive, intercepted another pass and ran it back to the Eagles four-yard line. Todd Peterson then came out and nailed the 22-yard game-winning field goal.

	1st	2nd	3rd	4th	OT	Final
<b>49ers</b>	7	7	3	11	3	31
<b>Eagles</b>	0	14	7	7	0	28

**October 10, 2004**

**San Francisco 31, Arizona 28**

QB Tim Rattay joined an elite group of quarterbacks who have led the 49ers to come from behind victories in a 31-28 overtime victory against the visiting Arizona Cardinals at Monster Park. Rattay coolly directed two late fourth-quarter scoring drives that sent the game into overtime after trailing by 16 points with 8:19 remaining. In overtime, Rattay again led the team

downfield and buoyed by a roughing the passer penalty, put them into scoring position where K Todd Peterson banged home the game-winning 32-yard field goal. Rattay finished the game with a CAREER-HIGH 417 yards passing and a quarterback rating of 99.8. He was an impressive 14 of 20 for 115 yards and two touchdowns in the fourth quarter. He also broke QB Joe Montana's team record by completing 38 passes. Montana held the previous mark of 37. Rattay's favorite target on the day was TE Eric Johnson who hauled in a career-high 13 receptions for 162 yards and one touchdown. Johnson caught a six-yard touchdown from Rattay with 4:35 remaining in the game that pulled the 49ers within 10 points. Rattay ran in the two-point conversion and suddenly the 49ers were within eight points. Now they needed a stop and the defense was up to the task, forcing a Cardinals punt. Taking over at the 49ers 28-yard line, Rattay started off with a nine-yard pass to WR Curtis Conway, then scampered 15 more yards before hitting Conway on a 14-yard pass to get the 49ers to the Cardinals 23. From there Rattay found WR Brandon Lloyd in the corner of the end zone and the 49ers were within two points. Lloyd then slipped in front of the defender and caught Rattay's two-point offering sending the game into overtime. The 49ers won the overtime coin toss and never relinquished the ball. A roughing the passer penalty on Arizona's DT Darnell Dockett helped the 49ers cause and Rattay took advantage as he quickly moved the team into scoring position where Peterson knocked home the game-winner.

	1st	2nd	3rd	4th	OT	Final
<b>49ers</b>	0	6	6	16	3	31
<b>Cardinals</b>	0	14	0	14	0	28

**December 12, 2004**

**San Francisco 31, Arizona 28**

First-year RB Maurice Hicks earned the game ball after an inspiring 139-yard performance on 34 attempts. He and QB Ken Dorsey carried the 49ers to their second victory of the season, a 31-28 overtime victory in Arizona. San Francisco did have to work for the win, despite taking a 28-3 lead in the third quarter. The Cardinals staged a furious rally and almost answered the 49ers overtime win earlier in the season at Monster Park. But some key plays from the defense and the legs of Hicks proved the difference of the day. Hicks, making his first career NFL start, had four carries for 42 yards in overtime including a significant 17-yard gain that set-up K Todd Peterson's game-winning field goal. Facing 2nd and 3 from the Cardinals 30-yard line, Hicks took the handoff from Dorsey, cut off the tackle to his right and raced downfield before he was knocked out of bounds at the 13. Dorsey finished the game completing 18 of 34 passes for 191 yards and three scores for a passer rating of 99.0. Starting for the injured QB Tim Rattay, Dorsey threw his first career touchdown to WR Brandon Lloyd for the first score of the day. He then connected twice with WR Cedrick Wilson for scores as Wilson led the receiving efforts with five receptions for 83 yards and two scores, including a 19-yard catch to keep the 49ers game-winning drive alive. Dorsey was sacked just once in his 34 passing attempts behind an offensive line that played its best game of the year.

	1st	2nd	3rd	4th	OT	Final
<b>49ers</b>	7	14	7	0	3	31
<b>Cardinals</b>	0	3	7	18	0	28

January 1, 2006

San Francisco 20, Houston 17

The San Francisco 49ers rallied from a 10–0 first quarter deficit for a 20–17 overtime victory over the Houston Texans to close out the 2005 campaign with two consecutive wins for a 4–12 record. The 49ers dominated the line of scrimmage, gaining 182 yards on the ground and controlling the clock for 44:03. The 49ers used a combination of RB Frank Gore (108 yards) and RB Maurice Hicks (64 yards) to take control on the ground. S Mike Adams was the star of the game on defense after finishing with two interceptions, one that was returned for a touchdown and the other that led to the game-winning field goal in overtime. QB Alex Smith helped lead the 49ers to a touchdown at the end of the first half by converting a key third-and-13 situation with a 14-yard strike to WR Brandon Lloyd and then three plays later threw his first NFL touchdown pass when he rolled to his right and found Lloyd in the back of the end zone for a 14-yard score. The 49ers took the second half kick and went on a 14-play, 56-yard drive that ended with a 42-yard field goal by Nedney to tie the game at 10–10. Houston responded when Banks fired a 31-yard pass to WR Corey Bradford to get into San Francisco territory followed by a 25-yard touchdown pass to Bradford to retake the lead at 17–10. Adams, who made his first NFL start at cornerback, intercepted QB Tony Banks at the end of the third quarter and returned it 40 yards for a touchdown to tie the game at 17–17. Then in overtime, Banks went deep but Adams intercepted the pass and alertly lateraled to S Ben Emanuel, who ran 35 yards to the Houston 21-yard line. After two short runs, PK Joe Nedney nailed a 33-yard field goal to give the 49ers the 20–17 victory.

	1st	2nd	3rd	4th	OT	Final
49ers	0	7	10	0	3	20
Texans	10	0	7	0	0	17

December 31, 2006

San Francisco 26, Denver 23

The San Francisco 49ers overcame a 13–0 deficit to pull out a 26–23 win over the Denver Broncos at Invesco Field at Mile High. The 49ers played the role of spoilers when the victory knocked the Broncos out of the playoffs. The 49ers come-from-behind win was led by three outstanding individual efforts: RB Frank Gore gained 153 rushing yards, PK Joe Nedney kicked four field goals along with the game winner in overtime, and CB Walt Harris snagged two interceptions, including a 28-yard touchdown return in the third quarter. WR Bryan Gilmore had two key plays in overtime to advance the 49ers into field goal range for the game winning kick. During the first half, strong 49ers goal-line defense helped limit Denver to a pair of field goals on drives that were stopped when the Broncos were in first-and-goal situations. The 49ers defense again held Denver to a field goal in the third quarter when the Broncos had a first-and-goal inside the five-yard line. Denver went ahead 13–0 in the second quarter when CB Champ Bailey took a deflected theft 70 yards into the end zone. Nedney booted a 46-yard field goal to put the score at 13–3 in Denver's favor at the end of the half. San Francisco rallied in the second half, converting its first series into a 12-play, 76-yard touchdown drive. FB Moran Norris caught a short pass from Smith and weaved in and out of traffic for a 32-yard touchdown. The 49ers took the lead on the ensuing drive when Harris picked off QB Jay Cutler and went 28 yards untouched for a touchdown that gave the 49ers a 17–13 lead. Denver responded with a field goal on the next series, but the 49ers added two field goals in the

fourth quarter for a 23–16 advantage with 6:14 to play in regulation. Cutler completed a nine-yard touchdown pass to TE Tony Scheffler to tie the game at 23–23 and send it into overtime. Denver won the coin toss, but was forced to punt on two drives before a 12-yard return by PR Brandon Williams allowed the 49ers to start their game-winning drive at their own 39-yard line. Gilmore gained 20 yards on an end route and then caught a 14-yard pass from QB Alex Smith for a first down at the Denver 25-yard line. Two plays later, Nedney kicked a 36-yard field goal to give San Francisco the win.

	1st	2nd	3rd	4th	OT	Final
49ers	0	3	14	6	3	26
Broncos	3	10	3	7	0	23

November 25, 2007

San Francisco 37, Arizona 31

The San Francisco 49ers completed a series sweep of the Arizona Cardinals with a 37–31 overtime victory to snap an eight-game losing streak at the University of Phoenix Stadium. DE Ron Fields forced QB Kurt Warner to fumble on a sack in the end zone, and LB Tully Banta-Cain recovered the ball for a touchdown in overtime to seal the win. The play was set up after PK Neil Rackers missed a 32-yard field goal in overtime. Rackers was successful on a field goal from the San Francisco nine-yard line, but the Cardinals were penalized for a delay of game penalty, moving the ball back to the 14-yard line where Rackers was wide to the left. A 59-yard punt by P Andy Lee followed by an Arizona penalty forced the Cardinals to begin their next drive at the three-yard line, setting up the 49ers defensive touchdown to get the win. RB Frank Gore went over the 100-yard mark for the first time in 2007, finishing with 116 yards and two touchdowns, including a 35-yard touchdown run with 1:25 to play to give the 49ers a 31–28 lead. Warner completed five passes on the ensuing drive to get Arizona to the one-yard line with six seconds to play. CB Donald Strickland broke up a pass in the end zone to force Arizona to settle for a 19-yard field goal as time expired in regulation. In overtime, Warner completed a short pass to WR Sean Morey, who raced down the sidelines for a 62-yard gain before LP Patrick Willis caught up with him to make a game-saving tackle at the 14-yard line. That set up Rackers game-winning field goal attempt. The 49ers had three first half turnovers with two CB Walt Harris interceptions and a strip by CB Nate Clements to lead to 14 points. San Francisco had a 17–7 lead and appeared to be in position to take a 17–14 halftime lead after Harris' second interception gave the 49ers a first down at their own 41-yard line. QB Trent Dilfer moved the team inside Arizona territory to the 37-yard line with 11 seconds to go to set up a field goal attempt. PK Joe Nedney attempted a 55-yard field goal that went wide, leaving six seconds on the board for the Cardinals. Warner completed a short pass to the sideline and then with two seconds left completed a 48-yard Hail Mary pass to WR Larry Fitzgerald for a touchdown and a 21–17 halftime lead. A 57-yard touchdown pass from Dilfer to WR Arnaz Battle in the third quarter pushed the 49ers back in front, 24–21, heading into the final quarter. Cardinals backup QB Tim Rattay completed a two-yard touchdown on a fourth-down play midway in the fourth quarter to take a 28–24 lead. Gore's 35-yard touchdown with 1:25 recaptured the lead for San Francisco, but Rackers last second field goal sent the game to overtime.

	1st	2nd	3rd	4th	OT	Final
49ers	7	10	7	7	6	37
Cardinals	7	14	0	10	0	31

September 14, 2008

San Francisco 33, Arizona 30

The San Francisco 49ers overcame a 14–point first quarter deficit to win 33–30 in overtime after PK Joe Nedney nailed a 40-yard game-winning field goal. After closing the gap to 20–13 at halftime, the 49ers intercepted Seattle on the first two drives of the second quarter, including one that was returned for a touchdown. On the first series of the second half, CB Walt Harris tipped a QB Matt Hasselbeck pass that was picked off and returned 86 yards for a touchdown by LB Patrick Willis to tie the game at 20–20. On the next series, DE Ray McDonald tipped a pass that was intercepted by Harris at the Seattle 41-yard line to help set up the go-ahead touchdown. QB J.T. O'Sullivan completed back-to-back passes to WR Bryant Johnson to move the 49ers to the 22-yard line to help get into position for a two-yard touchdown run by RB Frank Gore to lift the 49ers in front, 27–20. Seattle responded with a 15-play, 74-yard drive that ended in a touchdown to tie the game at 27–27. After both teams exchanged field goals to get the score tied at 30–30, the 49ers forced Seattle to punt from its own 12-yard line and the 49ers began a drive at the Seattle 49-yard line with 1:09 to play in regulation. The team moved to the 23-yard line with three seconds to play to set up a game-winning field goal attempt. Nedney's 41-yard attempt sailed wide to the right to send the game to overtime. The 49ers won the toss and elected to receive. O'Sullivan completed a 33-yard pass to WR Isaac Bruce on third-and-seven and a five-yard pass to WR Arnaz Battle on a third-and-two situation to push the 49ers to the 23-yard line where Nedney connected on a 40-yard field goal to give San Francisco the win. O'Sullivan registered his first 300-yard game, finishing 20-of-32 for 321 yards with one touchdown. Bruce had his first 100-yard game as a member of the 49ers with 153 yards on four catches, including a 63-yard catch in the second quarter to help get the 49ers in position for O'Sullivan's three-yard touchdown pass to Johnson. Seattle jumped to a 14–0 first quarter after taking advantage of two miscues by the 49ers. LB Manny Lawson blocked a Seattle punt early in the game, however Seattle recovered the loose ball and converted it into a first down inside San Francisco territory on a drive that ended with a Seattle touchdown. On the next series, Seattle forced Gore to fumble deep in Seahawks territory on a play that resulted in a 10-yard touchdown return by DT Craig Terrill.

	1st	2nd	3rd	4th	OT	Final
49ers	3	10	14	3	3	33
Seahawks	14	6	0	10	0	30

November 14, 2010

San Francisco 23, St. Louis 20

The San Francisco 49ers Week 10 matchup would be a battle between NFC West foes as they hosted the division leading St. Louis Rams at Candlestick Park. With the chance to get back into the hunt for the NFC West and compile back-to-back wins for the first time this season, the 49ers would take a big step and put the game in the hands of former Heisman Trophy winner QB Troy Smith. Along with late game heroics that came down to the first overtime contest for the 49ers this season, the game proved to be a classic NFC West shootout. The Rams would also rely on a former Heisman Trophy winner in QB Sam Bradford to come in and test the 49ers at home. With two quarterbacks of storied pasts, the game turned out to be an offensive showcase as both teams would throw for a combined 607 yds., as well as 753 yds. of total offense. All

would come down to an overtime FG off the foot of K Joe Nedney, who connected on a 29-yd. game-winning kick that gave the 49ers the 23–20 win. With St. Louis winning the toss and electing to receive, Bradford started things off, marching his team down the field. The drive ultimately would be halted, but not before a K Josh Brown's 42-yd. FG put the Rams on the board 3–0 to start the game. Coming off a bye and an extra week to prepare, the 49ers picked up right where they left off in London, as they were able to effectively spread the ball down the field, putting up 421 yds. of total offense. Smith proved to be a major part of the offensive onslaught as he completed 17 of 28 pass atts. for a career-high 356 yds. and 1 TD through the air. Smith's 356 yds. were the most by a 49ers QB since QB Tim Rattay threw for 417 yds. on 38 of 57 pass atts. vs. Arz. (10/10/04). From start to finish, the 49ers found ways to get the ball to multiple players throughout the offense as Smith connected with 5 different receivers who registered 60 yds. rec. or more. It marked the first time in franchise history that at least 5 receivers totaled 60 yds. rec. or more. Smith started the carousel of offensive production with a 32-yd. pass to TE Vernon Davis. On the very next offensive drive, Smith hooked up with WR Josh Morgan for a 65-yd. pass deep down the right side that brought him to the 1-yd. line, setting up a 1-yd. TD run by RB Frank Gore and giving the 49ers a 7–3 lead. The 49ers offense would continue to pour on the yards as they successfully moved the ball down field and allowed Nedney to connect on a 26-yd. FG to put the home team up 10–3 with 12:04 left to go in the half. The Rams eventually would find their way into the end zone as QB Sam Bradford connected with WR Danny Amendola for a 5-yd. TD pass to tie the game at 10 a piece heading into halftime. The 49ers found themselves down heading into the 4th qtr. after Rams RB Steven Jackson scampered for a 13-yd. TD to bring the score to 10–17. With the home team down 13–17 late in the 4th qtr. the 49ers would once again turn to their quarterback. With 2:30 remaining on the clock, the 49ers faced a 3rd and 32 situation at the SF 47-yd. line. Smith then connected on back-to-back passes to Gore of 14 and 23 yds. to move the chains, before firing a 16-yd. TD strike to WR Michael Crabtree to give the 49ers the lead. Rams marched right back down the field and scored off of a 33-yd. FG by Brown, forcing overtime. After St. Louis won the toss, the 49ers defense made a crucial 3 and out stop, which included a 3rd down sack by DT Justin Smith that allowed the 49ers to get the ball back and set up the game-winning FG.

	1st	2nd	3rd	4th	OT	Final
<b>Rams</b>	3	7	7	3	0	20
<b>49ers</b>	7	3	0	10	3	23

**September 18, 2011**  
**Dallas 27, San Francisco 24**

San Francisco's regime led by Jim Harbaugh and his new but experienced staff, entered the historic rivalry match against the Dallas Cowboys with something to prove at Candlestick Park. The 49ers started off as they had hoped, scoring 2 first-half TDs and blanking America's Team, but big pass plays late in the game would ultimately cause the Niners to fall short as they were edged 27–24 in overtime. Dallas opened the 1st qtr. marching down the field, but came up short after a failed 21-yd. FG attempt by K Dan Bailey. After exchanging the next couple of possessions, QB Alex Smith led the Niners on a 68-yd. drive, capped off by a 1-yd. TD by RB Frank Gore in the 2nd qtr. The 49ers front seven played strong, swarming and stopping the run, allowing Smith and the Niners to regain possession to take a 14–0 lead. The 12-yd. throw from Smith marked the first TD of WR Kyle Williams' career and the team's first passing TD of 2011. QB Tony Romo and the Cowboys answered before the half on a 71-yd. drive, capped off by a 53-yd. TD slant to WR Miles Austin, making it a one score game heading into the half. Dallas lost its starting QB for a brief stretch in the 3rd qtr., when it appeared Romo's rib injury – occurring on the 3rd play of the game – had become too much of a hindrance. Backup QB Jon Kitna started the 3rd qtr. and threw a tying TD pass and 2 INTs in relief. Displaying good ball skills and awareness, CB Tramaine Brock came up with his 2nd INT of the season in as many weeks, reacting to a Kitna tipped pass and coming up with the turnover. Smith and the 49ers took advantage of the Cowboys turnover with a deep pass down the right sideline to TE Delanie Walker for 29 yds. and the go-ahead TD entering the 4th qtr. K David Akers connected on a 55-yd. FG, marking the longest FG in Candlestick Park history, and the Niners built up a 10-pt. cushion. The Cowboys charged back from the 24–14 deficit when Romo hit Austin for a leaping 25-yd. TD, and then directed a 10-play, 44-yd. drive in the final 4 minutes that ended with an overtime-forcing, 48-yd. field goal. After the Cowboys' defense forced a punt on the 49ers first OT drive, Romo found backup WR Jesse Holley in stride for a 77-yd. gain that set up 19-yd. game-winning FG.

	1st	2nd	3rd	4th	OT	Final
<b>Cowboys</b>	0	7	7	10	3	27
<b>49ers</b>	0	14	7	3	0	24

**January 22, 2012**  
**New York Giants 20, San Francisco 17**  
**NFC Championship Game**

When asked what his message was to his players after falling short to the New York Giants in the NFC Championship game, Harbaugh stated, "As Sir Andrew Barton said, 'Fight on my men, we're hurt but not slain. We'll lay down and bleed a while. Then we'll rise and fight again.'" Harbaugh, of course was referring to his team's blue-collar mentality after the Giants escaped rain-soaked Candlestick Park with a 20–17 overtime victory. "They stand toe-to-toe and fight every time they go out onto the field," added Harbaugh. "Be forever proud of our players and coaches the way they compete." Harbaugh got the Niners to the brink of the Super Bowl in his rookie year, taking over a 6–10 team and going 13–3 to win the NFC West. The extra minutes at Candlestick Park went in favor of the opponent in a year where most didn't expect a storybook season. The 49ers defense played stoically, recording six sacks on Giants QB Eli Manning, which ranked 1–2nd for the most sacks in a postseason game in franchise history (6 – four times, last vs. Den. – 1/29/90). TE Vernon Davis gave the 49ers a 7–0 lead with 7:11 remaining in the 1st qtr. after running a pattern down the right sideline and outracing the secondary for a 73-yd. TD receipt. from QB Alex Smith. On their ensuing drive, the Giants drove from their own 31 to the San Francisco 34-yd. line. On 3rd-and-1, Manning and the Giants failed to get a first down despite two opportunities. The Giants eventually evened the score on a 10-play, 69-yd. drive when TE Bear Pascoe caught Manning's short pass at the 6-yd. line and stepped into the end zone for the TD. The Giants added a FG with two seconds remaining in the 2nd qtr. to give them a 10–7 edge going into the locker room. Davis' second TD of the game, gave the lead back to the Niners at 14–10 with 5:18 remaining in the 3rd qtr. San Francisco's 3-play, 54-yd. TD drive was set up by a short pass to RB Frank Gore, who turned it into a 24-yd. gain. On the next play, Davis went in motion from right to left and caught a lofted pass to the end zone by Smith. The Giants took the lead back after the ball inadvertently glanced off WR Kyle Williams on a punt, giving the ball back to the Giants on their 29 yard line. Manning connected a 17-yard pass to WR Mario Manningham to give the Giants a 17–14 lead with 8:41 remaining. Williams' 40-yd. return on the ensuing kickoff enabled the 49ers to start their next possession at their own 45. On consecutive plays, Smith scrambled for 17 yds. and RB Kendall Hunter ran for 18 more, resulting in a K David Akers game-tying FG with 5:39 to go, 17–17. After both teams went 3-and-out on their first overtime possession, a Giants takeaway on a Williams fumble, forced by LB Jacquian Williams on a punt return, gave the Giants possession at their own 36 with 9:32 remaining. After converting one first down, K Lawrence Tynes sent the season-ending 31-yd. FG through the uprights.

	1st	2nd	3rd	4th	OT	Final
<b>Giants</b>	0	10	0	7	3	20
<b>49ers</b>	7	0	7	3	0	17

November 11, 2012

St. Louis 24, San Francisco 24

The 24–24 stalemate marked the 14th tie for the 49ers since joining the NFL in 1950 and first since 1986 [10–10 at Atl. (10/19)]. It also marked the 49ers first tie at Candlestick Park since 1972 [20–20 vs. NO (10/22)]. St. Louis got off to a fast start, scoring on a 36–yd. TD pass from QB Sam Bradford to WR Brian Quick. The Rams next possession went 7–plays, for 93–yds., ending with a 7–yd. TD run by RB Steven Jackson to make the score 14–0 at the end of the 1st qtr. The 49ers answered on their next possession, driving 78–yds. on 12–plays, capped off by QB Alex Smith’s 14–yd. TD pass to WR Michael Crabtree. Crabtree’s TD receipt. came on 3rd–and–7, marking his 3rd TD on 3rd down this season, ranking t–3rd in the NFL. Crabtree has tallied a TD in each of his last 5 games against St. Louis. Following the TD drive, Smith left the game due to injury. The San Francisco defense stiffened following the offense’s TD, forcing two consecutive three–and–outs and what would have been a third if not for P Johnny Hekker’s 1st down completion on a Rams fake punt. Three plays after the fake punt, LB Aldon Smith ended the Rams drive and the 1st half with his first of 2.0 sacks in the game. Smith has recorded 9.5 sacks for the season and 23.5 for his career. Smith’s 9.5 sacks ranks 3rd in the NFL and 1st in the NFC. The first possession for each team to start the 3rd qtr. resulted in no change on the scoreboard. With 8:43 remaining in the 3rd qtr., St. Louis began a 16–play drive that milked 8:25 off the clock and resulted in a 27–yd. FG by K Greg Zuerlein, stretching the lead to 17–7. On the 49ers next possession, Alex Smith’s backup, QB Colin Kaepernick, led the Niners down the field, completing 5 of 5 pass attempts for 67–yds. Kaepernick finished the drive with a 7–yd. TD run, as he successfully dove inside the pylon with 8:48 remaining in the 4th qtr. On the ensuing kickoff, RB Isaiah Pead fumbled the ball at the St. Louis 28–yd. line. CB Tramaine Brock (1st career FF) forced the fumble, it was recovered by S Darcel McBath (1st career FR) and returned 8–yds. to the Rams 20–yd. line. The 49ers first play following the fumble resulted in a 20–yd. TD run by RB Frank Gore. Gore rushed for 97–yds. on 21 carries. The 20–yd. TD run marked his 5th TD of the season and 48th of his career. He currently trails just RB Joe Perry (50) and RB Roger Craig (50) for the most rushing TDs in franchise history. The TD made the score 21–17 in San Francisco’s favor with 8:29 left in the 4th qtr. The Rams answered the 49ers score with a score of their own, going 14–plays, for 81–yds. capped off by a 2–yd TD pass from Bradford to WR Austin Pettis. The long St. Louis drive left only 1:13 on the clock, as the 49ers trailed 24–21. Kaepernick engineered an 8–play, 63–yd. drive under pressure, accounting for 54 yds. to set K David Akers up for a 33–yd. game–tying FG to force overtime. In the extra period, St. Louis won the toss and elected to receive. On the Rams first play, Amendola recorded an 80–yd. receipt. down to the 49ers 2–yd. line, but an illegal formation penalty against the Rams erased the long catch and brought the ball back to the St. Louis 13–yd. line. A few plays later, San Francisco forced a Rams punt, setting up good field position for the 49ers offense. The 49ers drove down to the St. Louis 23–yd. line, to set Akers up for a 41–yd. FG attempt that was wide left. The Rams took the ball, drove to the San Francisco 40–yd. line and Zuerlein also missed the potential game–winning FG as neither team was able to score before the clock ran out, resulting in a tie.

	1st	2nd	3rd	4th	OT	Final
Rams	14	0	3	7	0	24
49ers	0	7	0	17	0	24

December 2, 2012

St. Louis 16, San Francisco 13

The 49ers and Rams had to play deep into overtime for the second time this season, as St. Louis outlasted San Francisco in a tough divisional matchup. Both defenses played well, resulting in only one scoring play during the 1st half. After forcing a Rams 3–and–out, the 49ers took over on their own 40–yd. line. On the first play of the drive, RB Frank Gore gained 23–yds. on the ground, putting the ball at the St. Louis 37–yd. line. The offensive line continued to open up holes for Gore, as he ran for 18 more yds. on 3 carries and capped off the drive with a 1–yd. TD run, making the score 7–0 with 3:01 remaining in the 1st qtr. After the San Francisco TD, the Rams offense was held to its second consecutive 3–and–out. With 2:31 remaining in the 2nd qtr., the 49ers defense recorded its third 3–and–out in four defensive series, with LB Aldon Smith forcing a long 3rd down after registering his 17.5 sack of the season. His 17.5 sacks ties the 49ers single–season franchise record (Fred Dean – 1983). Smith now has 31.5 career sacks, surpassing Hall of Fame DE Reggie White (31.0) for the most sacks by a player in their first two years in NFL history. On the 49ers second possession of the 3rd qtr., Kaepernick was flagged for intentional grounding in the end zone, which resulted in a safety making the score 7–2 with 4:36 left in the 3rd qtr. San Francisco answered with its next offensive possession, marching 94–yds. on 13 plays to setup K David Akers for a 23–yd. FG. WR Michael Crabtree caught 4 passes for 69 during the drive. For the game, Crabtree tallied 7 receipts. for 101 yds., marking his 2nd 100–yd. game of the season and 5th of his career. The Rams were unable to get on the scoreboard with their next offensive possession, but they did after recovering a fumble by Kaepernick on 3rd–and–3 and CB Janoris Jenkins returned the loose ball 2 yds. for a TD. QB Sam Bradford completed the 2–point conversion attempt to TE Lance Kendricks to knot the score at 10 apiece with 3:04 remaining in the 4th qtr. Kaepernick showed poise on the next possession, following the fumble, as he rushed for 50 yds. down to the St. Louis 14–yd. line. Kaepernick rushed for 84 yds. on 9 carries. His 84 yds. on the ground are the most by a 49ers quarterback since Steve Young rushed for 102–yds. vs. NO (12/23/90). Akers was able to put the 49ers up by 3 with a 33–yd. FG with 1:38 remaining. The Rams managed to drive 45 yds. on 7 plays to set Zuerlein up for a 53–yd. FG that sailed through the uprights as the clock expired to send the game into overtime. In overtime, it took 14:30 of 15 minutes to decide the outcome of the game, as Zuerlein made a 54–yd. FG to end the game with a final score of 16–13.

	1st	2nd	3rd	4th	OT	Final
49ers	7	0	0	6	0	13
Rams	0	0	2	11	3	16

PRESEASON RESULTS (SINCE 1946)

1946 (2-0)		
17	L.A. Dons (San Diego/10,000)–A–24	7
34	Chicago Rockets (Kezar/34,000)–S–1	14

1947 (0-1)		
7	L.A. Dons (Kezar/19,000)–A–24	14

1948 (2-0)		
42	L.A. Dons (Pasadena/58,207)–A–18	24
42	Baltimore (Kezar/35,139)–A–22	14

1949 (2-0-1)		
28	L.A. Dons (Los Angeles/81,272)–A–10	7
21	Buffalo (Kezar/28,084)–A–14	0
21	Cleveland (Cleveland/31,157)–A–19	21

1950 (1-4)		
12	Washington (Kezar/51,201)–A–20	31
10	Philadelphia (Kezar/17,000)–A–27	28
27	Baltimore (Baltimore/6,000)–A–30	14
21	Chicago Cards (Chicago/29,207)–S–1	28
10	Pittsburgh (Pittsburgh/19,733)–S–10	13

1951 (4-1)		
45	Washington (Kezar/27,280)–A–19	14
7	Chicago Bears (Kezar/38,836)–A–26	24
24	Pittsburgh (Syracuse/18,000)–S–8	7
20	Green Bay (Minneapolis/19,021)–S–12	0
37	Chicago Cards (Omaha/10,000)–S–23	17

1952 (7-0)		
79	SF Broncos+ (Kezar/87,000)–A–10	0
35	Washington (Kezar/35,234)–A–17	0
38	Chicago Cards (Kezar/34,109)–A–24	14
17	L.A. Rams (Los Angeles/67,799)–S–3	7
29	Pittsburgh (Pittsburgh/21,759)–S–7	14
35	Cleveland (Akron/30,199)–S13	31
76	San Jose Packers+ (SJ/6,839)–S–19	0

1953 (3-3-1)		
42	Fort Ord# (Sacramento/17,000)–A–15	7
7	New York (Kezar/36,273)–A–23	20
7	Washington (Kezar/25,784)–A–30	0
10	L.A. Rams (Los Angeles/39,816)–S–3	35
31	Philadelphia (San Antonio/15,378)–S–7	28
14	Chicago Cards (Kezar/22,736)–S–13	14
21	New York (New York/22,551)–S–17	28

1954 (7-0)		
42	Fort Ord# (Kezar/19,779)–A–8	14
43	New York (Kezar/29,296)–A–15	35
30	Washington (Sacramento/23,389)–A–21	7
42	Chicago Cards (Kezar/24,559)–A–29	7
38	Cleveland (Kezar/46,877)–S–5	21
28	L.A. Rams (Los Angeles/84,572)–S–10	27
37	Pittsburgh (Tucson/16,000)–S–15	14

# Service Team + Semi Pro Team

1955 (5-1)		
7	Washington (Kezar/27,237)–A–7	6
60	Pittsburgh (Sacramento/23,496)–A–13	14
17	New York (Seattle/49,000)–A–20	28
17	Cleveland (Kezar/41,604)–A–28	14
43	Chicago Cards (Kezar/33,579)–S–4	7
31	L.A. Rams (Los Angeles/65,633)–S–9	10

1956 (3-3)		
28	Cleveland (Kezar/38,741)–A–19	17
20	Washington (Kezar/27,812)–A–26	0
14	Chicago Cards (Kezar/28,758)–S–2	13
14	New York (Portland/28,448)–S–8	21
24	L.A. Rams (Los Angeles/57,688)–S–14	33
14	Philadelphia (Sacramento/20,989)–S–23	21

1957 (5-1)		
24	New York (Kezar/33,673)–A–18	15
27	Washington (Kezar/24,781)–A–25	21
21	Cleveland (Kezar/32,840)–S–1	17
27	Chicago Cards (Kezar/28,000)–S–7	21
27	L.A. Rams (Los Angeles/75,172)–S–13	58
17	Philadelphia (Kezar/21,817)–S–22	14

1958 (3-3)		
10	New York (Kezar/25,657)–A–17	19
20	Washington (Portland/25,442)–A–23	19
55	Chicago Cards (Kezar/23,997)–A–31	31
21	Cleveland (Kezar/31,339)–S–7	16
38	L.A. Rams (Los Angeles/62,546)–S–12	40
28	Philadelphia (Kezar/33,398)–S–21	31

1959 (2-4)		
27	Washington (Kezar/21,201)–A–16	24
17	Green Bay (Kezar/18,916)–A–23	24
17	Cleveland (Kezar/24,737)–A–30	14
24	Chicago Cards (Seattle/23,000)–S–5	27
14	L.A. Rams (Los Angeles/59,552)–S–12	48
13	New York (Salt Lake City/18,496)–S–19	17

1960 (3-3)		
16	Dallas (Seattle/22,000)–A–6	10
31	Washington (Kezar/13,163)–A–14	7
45	Philadelphia (Kezar/17,667)–A–21	28
24	Cleveland (Portland/25,898)–S–3	26
17	L.A. Rams (Los Angeles/51,398)–S–9	28
17	St. Louis (Kezar/13,021)–S–18	24

1961 (3-2)		
20	New York (Portland/24,084)–A–12	21
24	Cleveland (Kezar/38,759)–A–20	27
14	Minnesota (Portland/27,044)–A–26	10
38	L.A. Rams (Los Angeles/42,558)–S–1	20
24	Dallas (Sacramento/22,130)–S–9	7

1962 (4-1)		
30	Minnesota (Seattle/22,500)–A–11	24
42	New York (Kezar/38,392)–A–19	10
27	Cleveland (Portland/27,161)–A–25	34
26	Dallas (Sacramento/20,000)–S–1	7
19	L.A. Rams (Los Angeles/39,569)–S–8	3

1963 (0-5)		
28	Minnesota (Portland/20,837)–A–10	43
22	St. Louis (Salt Lake City/19,038)–A–16	24
7	Cleveland (Kezar/28,335)–A–25	24
24	Dallas (Bakersfield/9,927)–A–30	37
0	L.A. Rams (Los Angeles/34,405)–S–7	17

1964 (1-4)		
26	Cleveland (Kezar/34,405)–A–9	7
23	Dallas (Portland/24,679)–A–15	34
21	Minnesota (Salt Lake City/20,207)–A–22	24
14	Pittsburgh (Omaha/15,666)–A–29	16
17	L.A. Rams (Los Angeles/39,569)–S–5	21

1965 (2-2-1)		
21	Cleveland (Kezar/22,000)–A–15	37
27	Dallas (Portland/24,837)–A–21	7
17	St. Louis (St. Louis/29,831)–A–27	17
23	Pittsburgh (Providence/12,020)–S–4	9
14	L.A. Rams (Los Angeles/29,510)–S–11	34

1966 (0-5)		
13	Dallas (Kezar/28,899)–A–7	24
17	Cleveland (Kezar/27,867)–A–14	28
17	Pittsburgh (Portland/18,090)–A–20	34
17	Atlanta (Columbia, S.C./21,780)–A–27	24
9	L.A. Rams (Los Angeles/39,879)–S–3	29

1967 (2-3)		
42	Cleveland (Kezar/27,482)–A–13	14
24	Dallas (Kezar/31,212)–A–20	30
10	New Orleans (Portland/23,348)–A–26	24
13	Oakland (Oakland/53,254)–S–3	10
7	L.A. Rams (Los Angeles/53,822)–S–9	34

1968 (1-5)		
18	San Diego (San Diego/39,553)–A–3	30
14	Dallas (Kezar/27,530)–A–11	16
17	Cleveland (Kezar/26,801)–A–18	31
22	Denver (Denver/22,254)–A–23	6
19	Oakland (Kezar/57,593)–S–1	26
20	L.A. Rams (Los Angeles/48,143)–S–6	21

1969 (0-6)		
19	Cleveland (Seattle/32,219)–A–10	24
17	Dallas (Kezar/33,894)–A–17	20
15	Denver (Denver/33,161)–A–23	19
28	Oakland (Oakland/52,122)–A–31	42
10	St. Louis (Kezar/32,506)–S–7	21
28	L.A. Rams (Anaheim/39,179)–S–13	31

1970 (1-4)		
14	Cleveland (Tampa/41,851)–A–15	17
7	Miami (Miami/52,812)–A–22	17
23	Denver (Eugene/26,238)–A–29	7
17	Oakland (Kezar/55,521)–S–6	31
14	L.A. Rams (Los Angeles/55,430)–S–12	17

1971 (3-2-1)		
38	Cleveland (Candlestick/40,000) X–A–8	24
17	Miami (Miami/57,008)–A–13	17
28	San Diego (Candlestick/40,000)–A–22	17
33	Denver (Spokane/33,184)–A–28	17
28	Oakland (Oakland/53,696)–S–4	34
20	L.A. Rams (Los Angeles/55,607)–S–9	23

1972 (3-3)		
10	New York Jets (Jacksonville/41,920)–A–5	17
20	Cleveland (Candlestick/49,767)–A–13	13
16	San Diego (San Diego/47,308)–A–19	17
24	Denver (Candlestick/52,738)–A–27	27
34	Oakland (Candlestick/59,265)–S–3	21
17	L.A. Rams (Los Angeles/60,807)–S–8	14

1973 (4-3)		
20	New England (Canton/19,685)–J–28	7
27	Cleveland (Cleveland/65,707)–A–6	16
14	New York Jets (Tampa/46,477)–A–11	34
19	San Diego (Candlestick/54,977)–A–19	7
43	Denver (Candlestick/54,271)–A–26	7
17	Oakland (Oakland/53,612)–S–1	23
10	L.A. Rams (Los Angeles/57,687)–S–7	38

1974 (0-6)		
6	San Diego (San Diego/18,870)–A–3	20
20	Cleveland (Cleveland/24,008)–A–12	21
3	Denver (Candlestick/30,001)–A–18	10
7	Kansas City (Kansas City/46,548)–A–24	26
19	Oakland Raiders (Candlestick/52,538)–S–2	20
7	L.A. Rams (Candlestick/49,603)–S–8	17

1975 (3-3)		
17	Cleveland (Candlestick/45,560)–A–10	13
6	L.A. Rams (Los Angeles/58,230)–A–16	10
7	San Diego (San Diego/18,764)–A–21	20
21	Oakland (Oakland/52,866)–A–30	40
44	Denver (Candlestick/45,686)–S–7	10
24	Green Bay (Green Bay/56,267)–S–13	3

1976 (4-2)		
27	Seattle (Seattle/60,825)–A–1	20
17	Denver (Candlestick/40,052)–A–8	7
21	Kansas City (Candlestick/39,745)–A–15	13
17	San Diego (Honolulu/36,364)–A–21	16
9	Oakland (Candlestick/52,704)–A–29	14
3	L.A. Rams (Los Angeles/55,256)–S–4	10

1977 (1-5)		
24	Seattle (Candlestick/38,024)–A–7	34
13	San Diego (San Diego/26,620)–A–13	32
23	L.A. Rams (Candlestick/44,898)–A–21	14
3	Houston (Houston/36,538)–A–29	17
0	Oakland (Oakland/53,442)–S–3	33
0	Denver (Candlestick/36,441)–S–10	20

1978 (1-3)		
24	Dallas (Dallas/63,736)–A–5	41
6	Seattle (Candlestick/36,069)–A–12	20
14	Oakland (Candlestick/58,658)–A–20	31
24	Denver (Denver/73,559)–A–25	13

1979 (1-3)		
13	San Diego (Candlestick/32,275)–A–4	10
10	Oakland (Oakland/53,503)–A–11	41
0	Denver (Candlestick/34,133)–A–18	21
20	Seattle (Seattle/59,941)–A–24	55

1980 (3-1)		
33	Oakland (Candlestick/55,585)–A–9	14
17	San Diego (San Diego/48,836)–A–16	14
7	Seattle (Candlestick/41,841)–A–23	10
31	Kansas City (Tucson/27,000)–A–30	21

1981 (2-2)		
27	Seattle (Seattle/56,958)–A–5	(OT)–24
28	San Diego (Candlestick/41,667)–A–15	31
24	Seattle (Candlestick/37,563)–A–22	17
7	Oakland (Oakland/51,192)–A–29	21

1982 (2-2)		
14	L.A. Raiders (Candlestick/61,065)–A–14	17
16	St. Louis (Candlestick/51,931)–A–21	13
9	San Diego (San Diego/48,697)–A–28	23
17	Seattle (Seattle/57,839)–S–3	13

1983 (1-3)		
23	L.A. Raiders (LA/41,337)–A–6	(OT)–26
17	New England (Candlestick/50,043)–A–14	15
7	San Diego (San Diego/43,939)–A–20	24
6	Seattle (Candlestick/47,074)–A–27	20

1984 (2-2)		
13	L.A. Raiders (Candlestick/61,361)–A–4	10
20	Denver (Denver/70,211)–A–11	21
15	San Diego (San Diego/58,356)–A–18	35
17	Seattle (Candlestick/49,219)–A–24	7

1985 (3-1)		
28	L.A. Raiders (Los Angeles/54,990)–A–10	21
13	Denver (Candlestick/55,425)–A–19	20
25	San Diego (Candlestick/50,569)–A–24	10
23	Seattle (Seattle/60,403)–A–30	21

1986 (2-2)		
32	L.A. Raiders (Candlestick/61,834)–A–10	0
17	L.A. Rams (Anaheim/49,146)–A–18	31
9	Denver (Denver/73,592)–A–23	14
21	Seattle (Candlestick/52,419)–A29	10

1987 (3-2)		
20	Kansas City (Canton/23,826)–A–8	7
42	L.A. Raiders (Los Angeles/53,838)–A–15	16
3	Dallas (Candlestick/57,598)–A–22	13
17	San Diego (Candlestick/52,733)–A–27	3
10	Seattle (Seattle/59,653)–S–4	34

1988 (3-2)		
21	Miami (London, England/70,535)–J–31	27
24	L.A. Raiders (Candlestick/64,457)–A–6	10
24	Denver (Denver/75,067)–A–13	34
34	San Diego (San Diego/39,044)–A–20	27
27	Seattle (Candlestick/53,357)–A–26	21

1989 (3-2)		
13	L.A. Rams (Tokyo/43,896)–A–6	(OT)–16
37	L.A. Raiders (Los Angeles/36,739)–A–12	7
35	Denver (Candlestick/58,641)–A–19	17
17	San Diego (Candlestick/54,471)–A–23	14
17	Seattle (Seattle/58,641)–S–1	28

1990 (1-3)		
13	L.A. Raiders (Candlestick/59,677)–A–11	23
27	Denver (Denver/74,164)–A–20	24
28	San Diego (San Diego/49,289)–A–25	29
10	Seattle (Candlestick/54,269)–A–31	30

1991 (5-0)		
24	L.A. Raiders (Los Angeles/45,365)–J–27	17
21	Chicago (Berlin, Germany/66,876)–A–3	7
24	Denver (Candlestick/54,170)–A–7	6
24	San Diego (Candlestick/53,453)–A–19	13
28	Seattle (Seattle/54,111)–A–23	16

1992 (5-0)		
13	Denver (Candlestick/50,435)–A–3	7
24	L.A. Raiders (Candlestick/49,068)–A–8	10
17	Washington (London/61,722)–A–16	15
20	San Diego (San Diego/40,921)–A–21	14
24	Seattle (Candlestick/52,822)–A–28	17

1993 (4-1)		
21	Pittsburgh (Barcelona/45,330)–A–1	14
27	L.A. Raiders (Stanford/68,011)–A–8	0
16	Denver (Denver/71,921)–A–16	13
0	Seattle (Seattle/51,086)–A–21	30
30	San Diego (Candlestick/53,649)–A–28	14

X First 49ers pro football game in Candlestick Park: August 8, 1971

1994 (3-1)		
7	Arizona (Arizona/68,288)–A–5	17
20	Denver (Candlestick/52,429)–A–12	3
30	San Diego (San Diego/45,674)–A–18	24
13	Seattle (Candlestick/54,004)–A–26	9

1995 (3-2)		
7	Denver (Denver/71,182)–J–29	9
10	Denver (Tokyo, Japan/45,000)–A–6	24
17	San Diego (San Diego/58,233)–A–13	6
17	Carolina (3Com/51,185)–A–19	10
17	Seattle (3Com/53,280)–A–26	7

1996 (1-3)		
17	Denver (3Com/48,577)–A–3	20
16	San Diego (3Com/49,846)–A–10 (OT)	13
10	Jacksonville (Jacksonville/67,858)–A–18	38
3	Seattle (Seattle/38,144)–A–23	20

1997 (1-3)		
13	San Diego (San Diego/62,542)–A–2	20
21	Seattle (3Com/50,153)–A–9	17
20	Jacksonville (3Com/50,346)–A–18	28
17	Denver (Denver/69,874)–A–23	31

1998 (2-3)		
14	New England (3Com/46,374)–A–2	13
21	San Diego (San Diego/55,723)–A–8	27
24	Seattle (Vancouver, BC/45,202)–A–15*	21
20	Miami (3Com/53,214)–A–23	21
20	Seattle (Seattle/57,014)–A–28	21

\*American Bowl at Vancouver, B.C.

1999 (3-1)		
31	San Diego (3Com/65,898)–A–12	24
24	Seattle (3Com/66,193)–A–19	23
16	Oakland (Oakland/61,901)–A–30	8
3	Denver (Denver/68,421)–S–3	34

2000 (1-4)		
0	New England (Canton/22,840)–J–31*	20
20	San Diego (3Com/64,243)–A–5	23
33	Kansas City (Kansas City/76,682)–A–13	10
21	Seattle (Seattle/68,579)–A–19	25
24	Denver (3Com/65,016)–A–25	28

\*Hall of Fame Game at Canton, OH

2001 (1-3)		
24	San Diego (San Diego/45,155)–A–11	25
20	Oakland (3Com/67,817)–A–19	17
18	Seattle (3Com/63,887)–A–25	28
7	Denver (Denver/73,855)–A–31	35

2002 (2-3)		
7	Washington (Osaka/26,119)–A–3*	38
14	Kansas City (3Com/63,111)–A–10 (OT)	17
12	Denver (Denver/73,071)–A–19	7
10	Oakland (Oakland/40,120)–A–24	17
27	San Diego (3Com/62,980)–A–28	3

\*American Bowl in Osaka, Japan

2003 (3-1)		
24	at Kansas City (Kansas City/73,830)–A–9	6
14	Oakland (3Com/65,856)–A–14	10
27	New Orleans (3Com/63,153)–A–23	12
3	at San Diego (San Diego/49,676)–A–29	24

2004 (0-4)		
30	Oakland (Monster Park/63,854)–A–14	33
13	at Chicago (Chicago/61,760)–A–21	20
10	at Minnesota (Minnesota/63,960)–A–27	23
15	San Diego (Monster Park/60,034)–S–2	31

2005 (2-2)		
21	Oakland (Monster Park/61,446)–A–13	13
21	at Denver (Denver/70,794)–A–20	26
16	Tennessee (Monster Park/56,856)–A–26	13
24	at San Diego (San Diego/49,817)–S–1	28

2006 (2-2)		
28	Chicago (Monster Park/67,572)–A–11	14
7	at Oakland (Oakland/47,849)–A–20	23
7	at Dallas (Dallas/61,295)–A–26	17
23	San Diego (Monster Park/66,946)–S–1	14

2007 (1-3)		
13	Denver (Monster Park/66,764)–A–13	17
26	Oakland (Monster Park/68,107)–A–18	21
28	at Chicago (Chicago/61,807)–A–25	31
13	at San Diego (San Diego/56,172)–A–30	16

2008 (2-2)		
6	at Oakland (Oakland/52,609)–A–8	18
34	Green Bay (Candlestick/67,230)–A–16	6
37	at Chicago (Chicago/61,051)–A–21	30
17	San Diego (Candlestick/67,133)–A–29	20

2009 (3-1)		
17	Denver (Candlestick/61,533)–A–14	16
21	Oakland (Candlestick/61,907)–A–22	20
20	at Dallas (Arlington/72,171)–A–29	13
7	at San Diego (San Diego/59,049)–S–4	26

2010 (4-0)		
37	at Indianapolis (Indianapolis/65,644)–A–15	17
15	Minnesota (Candlestick/69,732)–A–22	10
28	at Oakland (Oakland/42,248)–A–28	24
17	San Diego (Candlestick/69,732)–S–2	14

2011 (2-2)		
3	at New Orleans (New Orleans/72,578)–A–12	24
17	Oakland (San Francisco/69,732)–A–20	3
7	Houston (San Francisco/69,732)–A–27	30
20	at San Diego (San Diego/54,082)–S–1	17

2012 (3-1)		
17	Minnesota (San Francisco/69,732)–A–10	6
9	at Houston (Houston/71,196)–A–18	20
29	at Denver (Denver/75,122)–A–26	24
35	San Diego (San Francisco/69,732)–A–30	3

2013 (3-1)		
6	Denver (San Francisco/69,732)–A–8	10
15	at Kansas City (Kansas City/64,434)–A–16	13
34	Minnesota (San Francisco/69,732)–A–25	14
41	at San Diego (San Diego/55,386)–A–29	6

## HOME/AWAY RECORDS

HOME RECORD					ROAD RECORD				
YEAR	W	L	T	PCT	YEAR	W	L	T	PCT
1946	5	2	0	.714	1946	4	3	0	.571
1947	4	2	1	.642	1947	4	2	1	.642
1948	6	1	0	.857	1948	6	1	0	.857
1949	6	0	0	1.000	1949	3	3	0	.500
1950	3	3	0	.500	1950	0	6	0	.000
1951	5	1	0	.833	1951	2	3	1	.416
1952	3	3	0	.500	1952	4	2	0	.666
1953	5	1	0	.833	1953	4	2	0	.666
1954	4	2	0	.666	1954	3	2	1	.583
1955	2	4	0	.333	1955	2	4	0	.333
1956	3	3	0	.500	1956	2	3	1	.416
1957	5	1	0	.833	1957	3	3	0	.500
1958	4	2	0	.666	1958	2	4	0	.333
1959	4	2	0	.666	1959	3	3	0	.500
1960	3	3	0	.500	1960	4	2	0	.666
1961	5	1	1	.785	1961	2	5	0	.285
1962	1	6	0	.142	1962	5	2	0	.714
1963	2	5	0	.285	1963	0	7	0	.000
1964	3	4	0	.428	1964	1	6	0	.142
1965	4	2	1	.642	1965	3	4	0	.428
1966	4	2	1	.642	1966	2	4	1	.357
1967	3	4	0	.428	1967	4	3	0	.571
1968	3	3	1	.500	1968	4	3	0	.571
1969	3	3	1	.500	1969	1	5	1	.214
1970	5	1	1	.785	1970	5	2	0	.714
1971	4	3	0	.571	1971	5	2	0	.714
1972	4	2	1	.642	1972	4	3	0	.571
1973	3	4	0	.428	1973	2	5	0	.285
1974	3	4	0	.428	1974	3	4	0	.428
1975	2	5	0	.285	1975	3	4	0	.428
1976	4	3	0	.571	1976	4	3	0	.571
1977	3	4	0	.428	1977	2	5	0	.285
1978	2	6	0	.125	1978	0	8	0	.000
1979	2	6	0	.125	1979	0	8	0	.000
1980	4	4	0	.500	1980	2	6	0	.250
1981	7	1	0	.875	1981	6	2	0	.750
1982	0	5	0	.000	1982	3	1	0	.750
1983	4	4	0	.500	1983	6	2	0	.750
1984	7	1	0	.875	1984	8	0	0	1.000
1985	5	3	0	.625	1985	5	3	0	.625
1986	6	2	0	.750	1986	4	3	1	.562
1987	6	1	0	.857	1987	7	1	0	.875
1988	4	4	0	.500	1988	6	2	0	.750
1989	6	2	0	.750	1989	8	0	0	1.000
1990	6	2	0	.750	1990	8	0	0	1.000
1991	7	1	0	.875	1991	3	5	0	.375
1992	7	1	0	.875	1992	7	1	0	.875
1993	6	2	0	.750	1993	4	4	0	.500
1994	7	1	0	.875	1994	6	2	0	.750
1995	6	2	0	.750	1995	5	3	0	.625
1996	6	2	0	.750	1996	6	2	0	.750
1997	8	0	0	1.000	1997	5	3	0	.625
1998	8	0	0	1.000	1998	4	4	0	.500
1999	3	5	0	.375	1999	1	7	0	.125
2000	4	4	0	.500	2000	2	6	0	.250
2001	7	1	0	.875	2001	5	3	0	.625
2002	5	3	0	.625	2002	5	3	0	.625
2003	6	2	0	.750	2003	1	7	0	.125
2004	1	7	0	.125	2004	1	7	0	.125
2005	3	5	0	.375	2005	1	7	0	.125
2006	4	4	0	.500	2006	3	5	0	.375
2007	3	5	0	.375	2007	2	6	0	.250
2008	4	4	0	.500	2008	3	5	0	.375
2009	6	2	0	.750	2009	2	6	0	.250
2010	5	3	0	.571	2010	1	7	0	.125
2011	7	1	0	.875	2011	6	2	0	.750
2012	6	1	1	.813	2012	5	3	0	.625
2013	6	2	0	.750	2013	6	2	0	.750
<b>Totals</b>	<b>302</b>	<b>185</b>	<b>9</b>	<b>.618</b>		<b>243</b>	<b>246</b>	<b>7</b>	<b>.497</b>



# NFC WEST STANDINGS - 1970-2013

1970	
* San Francisco	10-3-1
Los Angeles	9-4-1
Atlanta	4-8-2
New Orleans	2-11-1

1971	
* San Francisco	9-5
Los Angeles	8-5-1
Atlanta	7-6-1
New Orleans	4-8-2

1972	
* San Francisco	8-5-1
Atlanta	7-7
Los Angeles	6-7-1
New Orleans	2-11-1

1973	
* Los Angeles	12-2
Atlanta	9-5
New Orleans	5-9
San Francisco	5-9

1974	
* Los Angeles	10-4
San Francisco	6-8
New Orleans	5-9
Atlanta	3-11

1975	
* Los Angeles	12-2
San Francisco	5-9
Atlanta	4-10
New Orleans	2-12

1976	
* Los Angeles	10-3-1
San Francisco	8-6
New Orleans	4-10
Atlanta	4-10
Seattle	2-12

1977	
* Los Angeles	10-4
Atlanta	7-7
San Francisco	5-9
New Orleans	3-11

1978	
* Los Angeles	12-4
* Atlanta	9-7
New Orleans	7-9
San Francisco	2-14

1979	
* Los Angeles	9-7
New Orleans	8-8
Atlanta	6-10
San Francisco	2-14

1980	
* Atlanta	12-4
* Los Angeles	11-5
San Francisco	6-10
New Orleans	1-15

1981	
* San Francisco	13-3
Atlanta	7-9
Los Angeles	6-10
New Orleans	4-12

1982	
* Atlanta	5-4
New Orleans	4-5
San Francisco	3-6
Los Angeles	2-7

1983	
* San Francisco	10-6
* Los Angeles	9-7
New Orleans	8-8
Atlanta	7-9

1984	
* San Francisco	15-1
* Los Angeles	10-6
New Orleans	7-9
Atlanta	4-12

1985	
* Los Angeles	11-5
* San Francisco	10-6
New Orleans	5-11
Atlanta	4-12

1986	
* San Francisco	10-5-1
* Los Angeles	10-6
Atlanta	7-8-1
New Orleans	7-9

1987	
* San Francisco	13-2
* New Orleans	12-3
Los Angeles	6-9
Atlanta	3-12

1988	
* San Francisco	10-6
* Los Angeles	10-6
New Orleans	10-6
Atlanta	5-11

1989	
* San Francisco	14-2
* Los Angeles	11-5
New Orleans	9-7
Atlanta	3-13

1990	
* San Francisco	14-2
* New Orleans	8-8
Los Angeles	5-11
Atlanta	5-11

1991	
* New Orleans	11-5
* Atlanta	10-6
San Francisco	10-6
Los Angeles	3-13

1992	
* San Francisco	14-2
* New Orleans	12-4
Atlanta	6-10
Los Angeles	6-10

1993	
* San Francisco	10-6
New Orleans	8-8
Atlanta	6-10
Los Angeles	5-11

1994	
* San Francisco	13-3
New Orleans	7-9
Atlanta	7-9
Los Angeles	4-12

1995	
* San Francisco	11-5
* Atlanta	9-7
St. Louis	7-9
Carolina	7-9
New Orleans	7-9

1996	
* Carolina	12-4
* San Francisco	12-4
St. Louis	6-10
Atlanta	3-13
New Orleans	3-13

1997	
* San Francisco	13-3
Atlanta	7-9
Carolina	7-9
New Orleans	6-10
St. Louis	5-11

1998	
* Atlanta	14-2
* San Francisco	12-4
New Orleans	6-10
Carolina	4-12
St. Louis	4-12

1999	
* St. Louis	13-3
Carolina	8-8
Atlanta	5-11
San Francisco	4-12
New Orleans	3-13

2000	
* St. Louis	10-6
* New Orleans	10-6
Carolina	7-9
San Francisco	6-10
Atlanta	4-12

2001	
* St. Louis	14-2
* San Francisco	12-4
New Orleans	7-9
Atlanta	7-9
Carolina	1-15

2002	
* San Francisco	10-6
St. Louis	7-9
Seattle	7-9
Arizona	5-11

2003	
* St. Louis	12-4
* Seattle	10-6
San Francisco	7-9
Arizona	4-12

2004	
* Seattle	9-7
* St. Louis	8-8
Arizona	6-10
San Francisco	2-14

2005	
* Seattle	13-3
St. Louis	6-10
Arizona	5-11
San Francisco	4-12

2006	
* Seattle	9-7
St. Louis	8-8
San Francisco	7-9
Arizona	5-11

2007	
* Seattle	10-6
Arizona	8-8
San Francisco	5-11
St. Louis	3-13

2008	
* Arizona	9-7
San Francisco	7-9
Seattle	4-12
St. Louis	2-14

2009	
* Arizona	10-6
San Francisco	8-8
Seattle	5-11
St. Louis	1-15

2010	
* Seattle	7-9
St. Louis	7-9
San Francisco	6-10
Arizona	5-11

2011	
* San Francisco	13-3
Arizona	8-8
Seattle	7-9
St. Louis	2-14

2012	
* San Francisco	11-4-1
* Seattle	11-5
St. Louis	7-8-1
Arizona	5-11

2013	
* Seattle	13-3
* San Francisco	12-4
Arizona	10-6
St. Louis	7-9

\* Playoff Team

## SAN FRANCISCO 49ERS FOUNDER

**Anthony J. (Tony) Morabito  
(1910-1957)**



Tony Morabito dedicated his life to bringing an idea to fruition that others thought preposterous – the membership of the West Coast, in general, and San Francisco, in particular, in a nation-wide professional football league.

Morabito was the sports pioneer of the West, bringing San Francisco its first major league professional team, the San Francisco 49ers, in a professional sports business that was dominated by the East Coast. Before World War II, Morabito was convinced the San Francisco Bay Area was ready for a franchise in the National Football League. The Bay Area was a mecca for college football. Fans came in droves to Kezar Stadium to see the Wonder Teams of California–Berkeley and the Wow Boys of Stanford, led by Frankie Albert. St. Mary's, Santa Clara and the University of San Francisco were also area powerhouses that regularly defeated the University of Washington and Southern California inside the walls of Kezar.

Morabito saw the rise of football in the area and presented a case to birth a professional football team in 1942 to National Football League officials, but he was quickly ushered out of the meeting room with firm politeness. In the spring of 1944, he took another crack, filing an application for an expansion team in the NFL. Morabito and some of his business associates went to Chicago to present their plan in front of League Commissioner, Elmer Layden. The NFL had no teams west of Chicago, and had no plans of changing their geographical structure. Morabito was again shunned.

He was then put in touch with Arch Ward, sports editor of The Chicago Tribune who was trying to organize a rival league, the All–America Football Conference. Morabito told Ward to count him in.

The new league's first meeting was held on June 6, 1944 in St. Louis, D–Day in Europe. Morabito agreed to form a San Francisco franchise in a league that would not begin operations until the end of the war.

It was the right time, and Morabito knew it.

A native of San Francisco, Morabito learned the game of football on vacant lots in the North Beach sector and had some success later as a halfback at St. Ignatius High School. He went on to play for the University of Santa Clara as a freshman in 1927 but his playing career was ended shortly after by a shoulder injury. He received his diploma in 1931 at the height of the Great Depression. He got a job driving a truck for \$80 a month while his father, an immigrant from Italy, had built up a flourishing ship's service business on the San Francisco waterfront, only to see it fold in the wake of the depression years.

As the country's economic state began to improve, so did Morabito's. By 1940, when he was 30 years old, he became a success in the lumber carrier business. The army turned him down for duty in 1942 because of partial deafness, which later forced him to wear a hearing aid.

By 1946, the San Francisco 49ers first year of operation, the Bay Area was in the middle of a postwar economic surge. Morabito's lumber yard was in huge demand as houses were springing up to shelter the fast-growing population that was migrating to California.

Morabito owned the new All–America Football Conference franchise with his partners in the Lumber Terminals of San Francisco – Allen E. Sorrell and E.J. Turre – and his younger brother, Victor.

Sorell suggested the team be named "49ers" after the voyagers who had rushed the West for gold. It is the only name the team has ever been affiliated with and



**49ers Founder, Tony Morabito**

San Francisco is the only city in which it has resided. The original team logo depicted San Francisco's wild beginnings. It was a goldminer in boots and a lumberjack shirt, firing a pair of pistols. One shot just missed the miner's head, while the other missed his foot. The logo was taken from a design seen on the side of railway freight cars.

With a charter, name and logo, the group recruited Lawrence "Buck" Shaw, Santa Clara's famous "Silver Fox," as the 49ers first head coach. The organization spent \$250,000 to get structured before the team even took their first snap. Morabito's approach was considered "first class," by most, and a financial risk by many.

But Morabito charged on, hand-picking an inaugural roster comprised of 32 players including Frankie Albert, Norm Standlee and Bruno Banducci, all from Stanford, and stars from Santa Clara, including Alyn Beals, an end who scored 46 pro touchdowns in four years. Other known players on the roster were Len Eshmont, Johnny "Johnny Strike" Strzykalski and Joe "The Toe" Ventrano.

Morabito watched as his 49ers played their first game on August 24, 1946, a 17–7 exhibition win over the Los Angeles Dons at Balboa Park in San Diego. The 49ers first home game was played at Kezar Stadium on September 1, 1946, a 34–14 exhibition win over the Chicago Rockets in front of 45,000 fans made up of longshoremen, draymen, mechanics and waterfront workers.

The first regular season league game was on September 8, 1946 against the New York Yankees. The 49ers scored first, but lost 21–7 in a game that began in sunshine and ended in the famous Kezar fog.

The 49ers finished 9–5 in their first season under Shaw, and went on to have an 8–4–2 record in 1947, 12–2 finish in 1948 and 10–4 record, including a trip to the Championship Game, in their final season in the AAFC.

At the end of 1949, it was announced that the AAFC had run its course. San Francisco, Cleveland and Baltimore received NFL franchises and would begin play in the NFL in 1950. The merger was what Morabito had hoped for all along as he, his brother Victor and general manager Lou Spadia, continued to hold the reins.

The 49ers struggled during their first season among the NFL elite, finishing with a 3–9 record. The following year though, the 49ers went 7–4–1.

As the seasons went on, Morabito was the heart and soul of the organization, signing on greats like The Million Dollar Backfield: Joe "The Jet" Perry, Hugh "The King" McElhenny and John Henry Johnson. He also attracted some of the NFL's most renowned talents in R.C. Owens, Bob St. Clair, Leo Nomellini, John Brodie and Y.A. Tittle.

The players appreciated his honesty, and trusted his every move and word.

As the 1950's progressed, Morabito was warned by his doctors that a bad heart and the rigors of football were not a healthy combination. But Morabito wasn't going to let a health scare get in the way of his passion. "What the hell, if I'm going to die, I might as well die at a football game," he said.

On October 27, 1957, the 49ers hosted the Chicago Bears at Kezar. The 49ers entered the game with a 3–1 record behind the talents of Owens, Perry, Tittle, McElhenny, Billy Wilson, and others. The Bears had a 14–0 advantage in the first quarter before the 49ers scored to close the deficit at 14–7. Just as the 49ers lined up for the next kickoff, Morabito, who was sitting next to his wife, Josephine, and his brother, Victor, in the guest box, suddenly collapsed. The great heart that had been with the 49ers since the franchise's inception had failed.

Father Bill McGuire of St. James parish was summoned to the guest box and pronounced Morabito his final absolution. Morabito looked up at him and smiled.

"Thank you father," he said.

Those were his last words.

The 49ers were behind 17–7 in the third quarter when the team learned of Morabito's death. His players rallied and came back to defeat Chicago, 21–17, in an emotional last win for their owner. The 49ers finished the season with three straight victories and an 8–4 record, tying Detroit for the NFL Western Division title.

Victor, Tony's younger brother, kept the team in the family until 1964, when he too died of a heart attack. Both Victor and Tony's wives, Jane and Josephine, retained control of the 49ers with Lou Spadia as team president until 1977, when a new team owner, Edward DeBartolo Jr. of Youngstown, Ohio emerged to buy the franchise.

Morabito's conviction, passion and character birthed and kept an NFL franchise in San Francisco, and laid the sturdy foundation that enabled the 49ers to become one of the NFL's premier football powers over the past 60 years.



**Tony Morabito's widow, Josephine (left), and Victor Morabito's widow, Jane (right), kept control of the 49ers after their husbands' passing along with team president Lou Spadia (middle).**

# SAN FRANCISCO 49ERS TEAM AWARDS

## LEN ESHMONT AWARD

The Len Eshmont Award, the 49ers most prestigious annual honor, has been given each year to the 49ers player who best exemplifies the "inspirational and courageous play" of Len Eshmont. A member of the original 1946 49ers team, Eshmont coached at Navy and Virginia following his playing days with the 49ers. Eshmont died in 1957.

Listed below are the 49ers annual Len Eshmont Award winners since its inception in 1957:

1957	QB Y.A. Tittle	1977	S Mel Phillips	1995	FB William Floyd
1958	FB Joe Perry	1978	RB Paul Hofer	1996	DT Bryant Young
1959	HB J.D. Smith	1979	RB Paul Hofer	1997	DT Dana Stubblefield
1960	S Dave Baker	1980	DT Archie Reese	1998	DT Bryant Young
1961	DT Leo Nomellini	1981	TE Charle Young	1999	DT Bryant Young
1962	DE Dan Colchico	1982	WR Dwight Clark	2000	DT Bryant Young
1963	T Bob St. Clair	1983	RB/ST Bill Ring	2001	RB Garrison Hearst
1964	DT Charlie Krueger	1984	LB Keena Turner	2002	S Tony Parrish
1965	QB John Brodie	1985	FB Roger Craig	2003	LB Julian Peterson
1966	HB John David Crow	1986	QB Joe Montana	2004	DT Bryant Young
1967	LB Dave Wilcox	1987	WR Jerry Rice	2005	DT Bryant Young
1968	LB Matt Hazeltine	1988	NT Michael Carter	2006	DT Bryant Young
1969	CB Jimmy Johnson		RB Roger Craig	2007	DT Bryant Young
1970	S Roosevelt Taylor	1989	QB Joe Montana	2008	WR Isaac Bruce
1971	LB Ed Beard	1990	DE Kevin Fagan	2009	TE Vernon Davis
1972	DE Tommy Hart		LB Charles Haley	2010	LB Takeo Spikes
1973	S Mel Phillips	1991	WR John Taylor	2011	DT Justin Smith
1974	T Len Rohde	1992	QB Steve Young	2012	DT Justin Smith
1975	CB Jimmy Johnson	1993	WR Jerry Rice	2013	LB NaVorro Bowman
1976	DE Tommy Hart	1994	QB Steve Young		

## BOBB MCKITTRICK AWARD

This award is given annually to the 49ers offensive lineman who best exemplifies the dedication, excellence and commitment of offensive line coach Bobb McKittrick, a five-time Super Bowl champion.

In 1999, the San Francisco 49ers, under the direction of Bill Walsh, established the Bobb McKittrick Award. The award is meant to honor those offensive linemen who have best represented the courage, intensity and sacrifice displayed by the late McKittrick during his 21 years of service with the 49ers.

"Bobb gave distinguished service to the organization since our renaissance in 1979," Walsh said. "He was a vital factor in five Super Bowl championships, the evolution of a dynasty and in the production of some of the finest offensive linemen in football. Offensive linemen don't receive the recognition they so richly deserve. This gives us a venue to honor their sacrifices and achievements."

A bronze plaque of McKittrick hangs in the 49ers locker room surrounded by the photographs of the McKittrick Award winners.

1981	Keith Fahnhorst	1993	Harris Barton	2004	Kyle Kosier
1983	John Ayers	1994	Derrick Deese	2005	Jeremy Newberry
1984	Randy Cross	1995	Kirk Scrafford	2006	Eric Heitmann
1985	Fred Quillan	1996	Jesse Sapolu	2007	Eric Heitmann
1986	Keith Fahnhorst	1997	Ray Brown	2008	Eric Heitmann
1987	Bubba Paris	1998	Chris Dalman	2009	David Baas
1988	Steve Wallace	1999	Ray Brown	2010	David Baas
1989	Harris Barton	2000	Jeremy Newberry	2011	Jonathan Goodwin
1990	Guy McIntyre	2001	Ray Brown	2012	Anthony Davis
1991	Jesse Sapolu	2002	Scott Gragg	2013	Alex Boone
1992	Guy McIntyre	2003	Jeremy Newberry		

## ED BLOCK COURAGE AWARD

The Ed Block Courage Award is named after Ed Block, the former head athletic trainer of the Baltimore Colts of 23 years. Block was a pioneer in his profession and a respected humanitarian whose most passionate cause was helping children of abuse. The award is presented in his name each year to the player that exemplified a commitment to sportsmanship and courage. Ed Block Courage Award winners from each of the 32 NFL teams are honored at a banquet in Baltimore, MD. All proceeds from the event benefit the Ed Block Courage Award Foundation's Courage House National Support Network. Named after the NFL team in a respective NFL city, a Courage House is a facility that provides support and quality care for abused children and their families in that community. The 49ers dedicated their Courage House in October 2003 at the Edgewood House in San Francisco.

1984	DB Ronnie Lott	1994	T Harris Barton	2004	LB Jamie Winborn
1985	LB Keena Turner	1995	DE Dennis Brown	2005	C Jeremy Newberry
1986	QB Joe Montana	1996	FB William Floyd	2006	RB Frank Gore
1987	WR Mike Wilson	1997	C/G Jesse Sapolu	2007	C Eric Heitmann
1988	CB Eric Wright	1998	WR Jerry Rice	2008	LB Manny Lawson
1989	DB Chet Brooks	1999	DT Bryant Young	2009	CB Shawntae Spencer
1990	WR Mike Sherrard	2000	RB Garrison Hearst	2010	DT Justin Smith
1991	DB Dave Waymer	2001	S Lance Shulters	2011	QB Alex Smith
1992	DB Eric Davis	2002	S Tony Parrish	2012	WR Kyle Williams
1993	CB Don Griffin	2003	C Jeremy Newberry	2013	C Jonathan Goodwin

## BILL WALSH AWARD

The Bill Walsh Award was established in 2004 in honor of San Francisco's Hall of Fame Head Coach Bill Walsh, who passed away in 2007. Walsh served as the team's head coach for 10 seasons from 1979–88. In that time, he compiled a record of 102–63–1 and led the team to three Super Bowl victories. He was twice named NFL Coach of the Year (1981, 1984) and was later named Coach of the Decade for the 1980s. The award, which is voted on by coaches only, is given to the 49ers Team MVP, honoring his outstanding individual performance.

2004	DE Bryant Young	2007	CB Nate Clements	2011	DT Justin Smith
2005	LB Derek Smith		LB Patrick Willis	2012	LB Aldon Smith
	K Joe Nedney	2008	DE Justin Smith	2013	WR Anquan Boldin
2006	RB Frank Gore	2009	LB Patrick Willis		
	CB Walt Harris	2010	RB Frank Gore		

## MATT HAZELTINE AWARD

The Hazeltine Iron Man Award is named after linebacker/center Matt Hazeltine, a 13-year performer who played more seasons at linebacker than any other 49ers player. Known for his durability and dedication, Hazeltine passed away in 1987 from amyotrophic lateral sclerosis (ALS) and Bill Walsh established the award in his honor that year. The award is given annually to the most courageous and inspirational defensive player.

1987	LB Michael Walter	1996	CB Merton Hanks	2005	DE Bryant Young
1988	LB Charles Haley	1997	LB Gary Plummer	2006	LB Brandon Moore
1989	DB Ronnie Lott	1998	S Tim McDonald	2007	LB Jeff Ulbrich
1990	DE Kevin Fagan	1999	DT Bryant Young	2008	LB Takeo Spikes
1991	LB Charles Haley	2000	LB Ken Norton Jr.	2009	NT Aubrayo Franklin
1992	DE Pierce Holt	2001	S Lance Shulters	2010	DT Justin Smith
1993	S Tim McDonald	2002	S John Keith	2011	DT Justin Smith
1994	CB Merton Hanks	2003	LB Derek Smith	2012	DT Ray McDonald
1995	S Tim McDonald	2004	LB Jeff Ulbrich	2013	DT Justin Smith

## GARRY NIVER AWARD

The Garry Niver Award is presented annually by the San Francisco Chapter of the Pro Football Writers of America to a 49ers' player for his cooperation and professional style in helping the pro football writers do their jobs. The award is named after pro football writer, Garry Niver, who was a long-time beat writer who covered the 49ers for the *San Mateo Times*.

1993 C/G Jess Sapolu	2001 QB Jeff Garcia	2009 QB Alex Smith
1994 S Tim McDonald	2002 DT Dana Stubblefield	QB Shaun Hill
1995 QB Steve Young	2003 QB Jeff Garcia	2010 LB Takeo Spikes
1996 T Steve Wallace	2004 LB Jeff Ulbrich	2011 S Donte Whitner
1997 G Ray Brown	2005 LB Julian Peterson	2012 RB Frank Gore
1998 S Tim McDonald	2006 DE Bryant Young	2013 S Donte Whitner
1999 WR Jerry Rice	2007 RB Frank Gore	
2000 S Lance Schulters	2008 C Eric Heitmann	

## THOMAS HERRION AWARD

49ers owners Denise and John York established the Thomas Herrion Memorial Award in 2005, which is presented each season to a rookie or first-year player that best represents the dream of Thomas Herrion. The award will go to a player, like Thomas, who has taken advantage of every opportunity, turned it into a positive situation and made their dream turn into a reality.

2005 T Thomas Herrion	2009 FB Brit Miller	2012 LB Michael Wilhoite
2006 T Harvey Dahl	2010 RB Anthony Dixon	2013 S Eric Reid
2007 CB Tarell Brown	DT Will Tukuafu	
2008 WR Dominique Zeigler	2011 CB Cory Nelms	

## BLUE COLLAR PLAYERS OF THE YEAR

Established in 2012, the Blue Collar Players of the Year honors the players who best exemplify the blue collar mentality of the team. The award is voted on by the players and coaches.

OFFENSE	DEFENSE	SPECIAL TEAMS
2012 RB Frank Gore	2012 DT Ray McDonald	2012 S C.J. Spillman
2013 RB Frank Gore	2013 DL Glenn Dorsey	2013 S Bubba Ventrone

## TEN-YEAR WALL

All 49ers players whose tenures reached the 10-year mark are recognized in the team's Santa Clara practice facility.

Player	Position	Years
Joe Perry	HB	1948–60, 63
Leo Nomellini	T	1950–63
Y.A. Tittle	QB	1951–60
Billy Wilson	E	1951–60
Bob St. Clair	T	1953–64
Matt Hazeltine	LB	1955–68
Bruce Bosley	C/G	1956–68
John Brodie	QB	1957–73
John Thomas	T	1958–67
Tommy Davis	K	1959–69
Charlie Krueger	DT	1959–73
Roland Lakes	DT	1959–73
Len Rohde	T	1960–74
Jimmy Johnson	DB	1961–76
Dave Wilcox	LB	1964–74
Mel Phillips	DB	1966–76
Frank Nunley	LB	1967–76
Woody Peoples	G	1968–77
Skip Vanderbundt	LB	1968–77
Tommy Hart	DE	1968–77
Cas Banaszek	T	1968–77
Cedrick Hardman	DE	1970–79
Willie Harper	LB	1973–83
Keith Fahnhorst	T	1974–87
John Ayers	G	1976–86
Randy Cross	G/C	1976–88
Ray Wersching	K	1977–87
Fred Quillan	C	1978–87
Dwayne Board	DE	1979–88
Joe Montana	QB	1979–92
Keena Turner	LB	1980–90
Mike Wilson	WR	1981–90
Ronnie Lott	CB	1981–90
Eric Wright	CB	1981–90
Jesse Sapolu	C/G	1983–97
Guy McIntyre	G	1984–93
Mike Walter	LB	1984–93
Jerry Rice	WR	1985–00
John Taylor	WR	1986–95
Steve Wallace	T	1986–96
Steve Young	QB	1987–99
Brent Jones	TE	1987–97
Harris Barton	T	1987–98
Derrick Deese	G/T	1992–03
Bryant Young	DT	1994–07
Jeff Ulbrich	LB	2000–09
Brian Jennings	LS/TE	2000–12
<b>Andy Lee</b>	<b>P</b>	<b>2004–present</b>

# NFL AWARD WINNERS

## NFL MOST VALUABLE PLAYER

- 1970 QB John Brodie (AP, NEA, SN, PFW, FN and K.C. Committee of 101)  
 1981 QB Joe Montana (NY Daily News)  
 1982 WR Dwight Clark (SI)  
 1984 QB Joe Montana (Football News)  
 1986 WR Jerry Rice (SI)  
 1987 WR Jerry Rice (PFWA, NEA, SI, FN and FD)  
 1988 RB Roger Craig (NEA and SI)  
 1989 QB Joe Montana (PFWA, AP, NEA, FN and SI)  
 1990 QB Joe Montana (AP), WR Jerry Rice (SI)  
 1992 QB Steve Young (PFWA, AP, NEA, FD and SI)  
 1994 QB Steve Young (PFWA, AP and SI)

## NFC MOST VALUABLE PLAYER

- 1989 QB Joe Montana (FM)

## NFL PLAYER OF THE YEAR

- 1952 HB Hugh McElhenny (SP)  
 1954 FB Joe Perry (UPI)  
 1955 FB Joe Perry (UPI)  
 1957 QB Y.A. Tittle (UPI)  
 1970 QB John Brodie (AP and FM)  
 1987 WR Jerry Rice (Maxwell Club and SM)  
 1989 QB Joe Montana (SN, FD and Maxwell Club)  
 1990 WR Jerry Rice (SN)  
 1992 QB Steve Young (SN and Maxwell Club)  
 1994 QB Steve Young (SM)

## NFC PLAYER OF THE YEAR

- 1970 QB John Brodie (UPI)  
 1994 QB Steve Young (UPI)

## NFL OFFENSIVE PLAYER OF THE YEAR

- 1970 QB John Brodie (NEA and PFW)  
 1986 WR Jerry Rice (PFW)  
 1987 WR Jerry Rice (AP, PFW and FD)  
 1988 RB Roger Craig (AP)  
 1989 QB Joe Montana (AP and PFW)  
 1992 QB Steve Young (AP and PFW)  
 1993 WR Jerry Rice (AP)  
 1994 QB Steve Young (AP, PFW and CPFM)

## NFC OFFENSIVE PLAYER OF THE YEAR

- 1986 WR Jerry Rice (K.C. Committee 101)  
 1987 WR Jerry Rice (UPI and K.C. Committee 101)  
 1988 RB Roger Craig (UPI and K.C. Committee 101)  
 1989 QB Joe Montana (UPI and K.C. Committee 101)  
 1992 QB Steve Young (UPI, FN and K.C. Committee 101)  
 1994 QB Steve Young (Kansas City Committee 101)

## NFL DEFENSIVE PLAYER OF THE YEAR

- 1981 DE Fred Dean (UPI and K.C. Committee 101)  
 1994 CB Deion Sanders (AP and CPFM)  
 1995 FS Merton Hanks (FD)  
 1997 DT Dana Stubblefield (AP, PFW, FD, CPFN, NEA, K.C. Committee 101)

## NFC DEFENSIVE PLAYER OF THE YEAR

- 1990 LB Charles Haley (UPI and K.C. Committee 101)  
 1994 CB Deion Sanders (K.C. Committee 101)  
 1997 DT Dana Stubblefield (K.C. Committee 101)

## NFL ROOKIE OF THE YEAR

- 1952 HB Hugh McElhenny (UPI)

## NFL DEFENSIVE ROOKIE OF THE YEAR

- 1970 CB Bruce Taylor (PFW)  
 1993 DT Dana Stubblefield (AP)  
 1994 DT Bryant Young (UPI)  
 2007 LB Patrick Willis (AP)

## NFL MAN OF THE YEAR

- 1989 Edward J. DeBartolo Jr. (FM)

## COACH OF THE YEAR

- 1959 Howard (Red) Hickey (DM)  
 1981 Bill Walsh (AP, SN and PFW)  
 1989 George Seifert (FD)  
 1990 George Seifert (SM)  
 1994 George Seifert (SM)  
 2011 Jim Harbaugh (AP, PFW/PFWA, SN, SI and DMN)

## EXECUTIVE OF THE YEAR

- 1989 John McVay (SM)  
 1994 Carmen Policy (SN and PFW)  
 2011 Trent Baalke (PFW/PFWA)

## SUPER BOWL MOST VALUABLE PLAYER

- 1982 QB Joe Montana (Super Bowl XVI)  
 1985 QB Joe Montana (Super Bowl XIX)  
 1989 WR Jerry Rice (Super Bowl XXIII)  
 1990 QB Joe Montana (Super Bowl XXIV)  
 1994 QB Steve Young (Super Bowl XXIX)

## NFL COMEBACK PLAYER OF THE YEAR

- 1999 DT Bryant Young (AP)  
 2001 RB Garrison Hearst (AP and PFWA)

## NFL MOST IMPROVED PLAYER

- 2000 QB Jeff Garcia (PFW)

## MOST CARING ATHLETE

- 2000 DT Bryant Young (USA Today)  
 DT Junior Bryant (USA Today)

AP – Associated Press, CPNW – College and Pro Football Newsweekly, DMN – Dallas Morning News, DN – Detroit News, DP – Detroit Press, FD – Football Digest, FI – NFL Films, FN – Football News, K.C. Committee 101 – Kansas City Committee 101, PFD – Pro Football Digest, PFW – Pro Football Weekly, SI – Sports Illustrated, SN – Sporting News, UPI – United Press International

# 49ERS PLAYERS OF THE MONTH

OFFENSE	DEFENSE	SPECIAL TEAMS	OFFENSE	DEFENSE	SPECIAL TEAMS
1986 Jerry Rice WR (Nov.)			1997		
1988	Charles Haley LB (Oct.)		1998 Steve Young QB (Sept.)		
1989 Joe Montana QB (Nov.)			2001 Jeff Garcia QB (Nov.)		
1990	Charles Haley LB (Oct.)		2006		
1991 Steve Young QB (Oct.)			<b>2007</b>	Walt Harris CB (Nov.)	
1992 Steve Young QB (Oct.)	Tim Harris LB (Dec.)			<b>Patrick Willis LB (Oct.)*</b>	
1993 Steve Young QB (Nov.)	Eric Davis CB (Oct.)			<b>Patrick Willis LB (Dec.)*</b>	
1994 Steve Young QB (Nov.)			<b>2011</b>	<b>Aldon Smith LB (Oct.)*</b>	David Akers (Dec.)
1995 Steve Young QB (Dec.)				<b>Aldon Smith LB (Dec.)*</b>	
	Ken Norton LB (Oct.)		<b>2012</b>	<b>Aldon Smith LB (Nov.)*</b>	
			<b>2013</b>	<b>NaVorro Bowman LB (Dec.)*</b>	

\* NFL Defensive Rookie of the Month

## 49ERS PLAYERS OF THE WEEK

	OFFENSE	DEFENSE	SPECIAL TEAMS
1984	Joe Montana QB (Week 8)		
1985	Roger Craig RB (Week 2) Joe Montana QB (Week 5) Jerry Rice WR (Week 14)	Dwight Hicks S (Week 16)	
1986	Joe Montana QB (Week 10) Jerry Rice WR (Week 11) Roger Craig RB (Week 15)	Ronnie Lott S (Week 4) Ronnie Lott S (Week 8)	
1987	Jerry Rice WR (Week 11) Joe Montana QB (Week 12)		
1988	Roger Craig RB (Week 2) Joe Montana QB (Week 4) Roger Craig RB (Week 7) Jerry Rice WR (Week 13)	Michael Carter NT (Week 1) Michael Walter LB (Week 2) Eric Wright CB (Week 15)	
1989	Joe Montana QB (Week 3) John Taylor WR (Week 14)	Pierce Holt DE (Week 12)	
1990	Joe Montana QB (Week 2) Jerry Rice WR (Week 3) Joe Montana QB (Week 6) Jerry Rice WR (Week 6)	Charles Haley LB (Week 5)	
1991	Steve Bono QB (Week 14) John Taylor WR (Week 15)		
1992	Jerry Rice WR (Week 7) Jerry Rice WR (Week 13) Amp Lee RB (Week 15)		
1993	Jerry Rice WR (Week 11)	Merton Hanks S (Week 12)	Dexter Carter KR (Week 5)
1994	Jerry Rice WR (Week 1) Jerry Rice WR (Week 12)	Deion Sanders CB (Week 4) Merton Hanks S (Week 6) Merton Hanks S (Week 11) Merton Hanks S (Week 3) Ken Norton LB (Week 8) Merton Hanks S (Week 11) Tim McDonald S (Week 13)	Doug Brien K (Week 3) Dexter Carter KR/PR (Week 10)
1995	Elvis Grbac QB (Week 12) Jerry Rice WR (Week 16)	Bryant Young DT (Week 6) Chris Doleman DE (Week 9) Roy Barker DE (Week 10) Chris Doleman DE (Week 12) Rod Woodson CB (Week 3) Dana Stubblefield DT (Week 10) Dana Stubblefield DT (Week 11) Roy Barker DE (Week 8) Bryant Young DT (Week 14)	Jeff Wilkins K (Week 12)
1996			Jeff Wilkins K (Week 10)
1997	Garrison Hearst RB (Week 5)		
1998	Garrison Hearst RB (Week 1)		
1999			
2000	Charlie Garner RB (Week 4) Terrell Owens WR (Week 16)		
2001	Jeff Garcia QB (Week 9) Garrison Hearst RB (Week 11)	Andre Carter LB (Week 17)	Jose Cortez K (Week 1)
2002		Jamie Winborn LB (Week 1) Ronnie Heard S (Week 8) Julian Peterson LB (Week 10) Tony Parrish S (Week 14) Ahmed Plummer CB (Week 5) Tony Parrish S (Week 16)	Jimmy Williams KR/PR (Week 13)
2003	Terry Jackson RB (Week 1) Jeff Garcia QB (Week 14)		Cedric Wilson KR (Week 9)
2004	Tim Rattay QB (Week 5)		
2005		Bryant Young DE (Week 1)	Joe Nedney K (Week 8)
2006	Frank Gore RB (Week 5) Frank Gore RB (Week 11)	Brandon Moore LB (Week 9) Walt Harris CB (Week 17)	
2007	Frank Gore RB (Week 12)		
2008	Shaun Hill QB (Week 11)		
2009	<b>Frank Gore RB (Week 2)</b> <b>Frank Gore RB (Week 14)</b>		
2011		<b>Patrick Willis LB (Week 5)</b>	Ted Ginn Jr. WR (Week 1) <b>Andy Lee P (Week 15)</b> David Akers K (Week 16) David Akers K (Week 17) Andy Lee P (Week 7)
2012	Alex Smith QB (Week 8)	<b>Patrick Willis LB (Week 4)</b> <b>Aldon Smith LB (Week 11)</b>	
2013	<b>Anquan Boldin WR (Week 1)</b>	<b>Tramaine Brock CB (Week 5)</b>	<b>Andy Lee P (Week 7)</b> <b>Phil Dawson (Week 14)</b> <b>Phil Dawson (Week 17)</b>

# EDWARD J. DeBARTOLO SR. 49ERS HALL OF FAME

The San Francisco 49ers are arguably one of the most fabled sports franchises in history. With the multitude of memories that the team's history holds, a place to honor and capture these tremendous times and legendary figures only seems appropriate.

During the 2009 offseason, the San Francisco 49ers and the York family proudly introduced the creation of the Edward J. DeBartolo Sr. 49ers Hall of Fame, named in honor of the beloved patriarch of the storied franchise. The 49ers Hall of Fame was established to recognize players, administrators and coaches who have made exceptional contributions to the organization.

A week after the creation of the new 49ers Hall of Fame, team President & CEO Jed York announced the name of its inaugural inductee, his uncle, Edward J. DeBartolo Jr., known as "Mr. D" to most close to the 49ers family. He was then officially inducted during halftime of the team's home opener versus the Seattle Seahawks on September 20, 2009.

Being inducted into the 49ers Hall of Fame is no easy task, and the selection process reflects the level of honor which it bestows. As a prerequisite for induction, all 49ers Hall of Fame candidates must have displayed one or more of the following qualifications: outstanding production and performance on the field, key contributions to the team's success, and/or the embodiment of the spirit and essence of the San Francisco 49ers.

## JOHN BRODIE

**Quarterback, 1957–73**

**49ers Hall of Fame Inductee:** 2009

Holds the team record with 17 years of service. Ranks second in team history with 31,548 passing yards and third with 214 touchdown passes. Guided the 49ers to back-to-back NFC Championship games in 1970 and 1971. Was named NFL Most Valuable Player in 1970. Born August 14, 1935 in San Francisco, CA.




## DWIGHT CLARK

**Wide Receiver, 1979–87**

**49ers Hall of Fame Inductee:** 2009

Finished with 506 receptions for 6,750 yards and 48 touchdowns. Ranks fourth on 49ers all-time receptions list and third in receiving yards. Two-time Pro Bowler (1981, 1982) and first-team All-Pro in 1982 and 1983. Born January 8, 1957 in Kinston, NC.



## ROGER CRAIG

**Running Back, 1983–90**

**49ers Hall of Fame Inductee:** 2011

A member of three Super Bowl Championship teams, Craig ranks third in franchise history with 7,064 rushing yards and first in career rushing attempts (1,686). He also ranks third in franchise history in receptions (508) and total touchdowns (66). Craig became the first running back in NFL history to register 1,000 rushing yards and 1,000 receiving yards in a single season (1,050 rushing yards and 1,016 receiving yards in 1985). He was also selected to the Pro Bowl four times. Born July 10, 1960 in Davenport, IA.



A number of players and coaches have already been recognized in various ways throughout the years for their contributions to the game of professional football and the 49ers organization. Accordingly, the franchise has automatically enshrined members of the 49ers family who have either had their jersey numbers already retired by the organization or have been selected to the Pro Football Hall of Fame in Canton, Ohio. These players include: John Brodie, Dwight Clark, Fred Dean, Jimmy Johnson, John Henry Johnson, Charlie Krueger, Ronnie Lott, Hugh McElhenny, Joe Montana, Leo Nomellini, Joe Perry, Bob St. Clair, Y.A. Tittle, Bill Walsh, Dave Wilcox and Steve Young.

During Alumni Weekend on October 11, 2009 against the Atlanta Falcons, the 49ers honored the automatic enshrinement of the above players during halftime of the game.

Members of the 49ers Hall of Fame were recognized at Candlestick Park, in a special display highlighted by plaques designed in each inductee's likeness.

The 49ers organization will enshrine new members each season.

## FRED DEAN

**Defensive End, 1981–85**

**49ers Hall of Fame Inductee:** 2009

**Pro Football Hall of Fame Inductee:** 2008

One of the first true pass-rushers in the game, Dean's revolutionary play made an immediate impact upon joining the 49ers in a 1981 mid-season trade. Went on to help 49ers win Super Bowl XVI and Super Bowl XIX. Recorded 93.5 sacks in career, including 40 sacks in five seasons with 49ers to rank 7th on team's all-time list. Posted career-high 17.5 sacks in 1983. Was a four-time Pro Bowler (1979–81, 83) and All-Pro (1979–81, 83). Earned UPI's NFC Defensive Player of the Year (1981). Born February 24, 1952 in Arcadia, LA.



## EDWARD J. DeBARTOLO JR.

**Owner, 1977–2000**

**49ers Hall of Fame Inductee:** 2009

Widely regarded as one of the most successful owners in the history of pro sports after taking over the 49ers in 1977. In 23 years at the helm, guided 49ers to a 22–11 postseason record and 13 division titles as San Francisco became first franchise in NFL history to win five Super Bowl Championships (1981, '84, '88, '89 and '94). The 49ers reached the playoffs on 16 occasions during DeBartolo's final 18 seasons as owner, posting a 207–72–1 regular season record. Born November 6, 1946 in Youngstown, OH.



## JIMMY JOHNSON

**Cornerback, 1961–76**

**49ers Hall of Fame Inductee:** 2009

**Pro Football Hall of Fame Inductee:** 1994

Starter on both offense and defense at UCLA. Began 49ers career as a defensive back, moved to offense, then stayed at DB in his third season. Intercepted 47 passes for 615 yards,

including five his rookie year. As a receiver in 1962 he caught 34 passes for 627 yards and four touchdowns. Recognized as one of the best man-to-man defenders in NFL history. Played in five Pro Bowls and twice won the prestigious Len Eshmont Award selected by his teammates for inspirational play. Born March 31, 1938 in Dallas, TX.



## EDWARD J. DeBARTOLO SR. 49ERS HALL OF FAME (CONT.)

**JOHN HENRY JOHNSON****Fullback, 1954–56****49ers Hall of Fame Inductee: 2009****Pro Football Hall of Fame Inductee: 1987**

Was a member of what's been noted as the finest backfield in NFL history. The foursome known as "The Million Dollar Backfield" and "The Fabulous

Foursome" included three other Hall of Famers—QB Y.A. Tittle and RBs Joe Perry and Hugh McElhenny. Gained 6,803 yards rushing, including 48 touchdowns. Also played for the Detroit Lions (1957–59), Pittsburgh Steelers (1960–65) and Houston Oilers (1966). Attended St. Mary's College and Arizona State University. Born November 24, 1929 in Waterproof, LA.


**CHARLIE KRUEGER****Defensive Tackle, 1959–73****49ers Hall of Fame Inductee: 2009**

Two-time Pro Bowl defensive tackle (1960, 1964). Received All-Pro recognition in 1960, 1965 and 1966. Had jersey retired in 1974.

**RONNIE LOTT****Defensive Back 1981–90****49ers Hall of Fame Inductee: 2009****Pro Football Hall of Fame Inductee: 2000**

Known as one of the most ferocious and feared players in NFL history. Played in 10 Pro Bowls and won four Super Bowl Championships.

Earned All-Pro honors at three different positions: cornerback, free safety and strong safety. Registered 1,161 career tackles, including five seasons with at least 100 tackles. Ranks tied for 6th in NFL history with 63 interceptions. Led the league in interceptions in 1986 and 1991 and returned five interceptions for touchdowns. Tied for the NFL record for postseason interceptions with nine. Named to the 75th Anniversary All-Time team, 1980's All-Decade team and Super Bowl Silver Anniversary team. Born May 8, 1959 in Albuquerque, NM.

**HUGH McELHENNY****Halfback, 1952–60****49ers Hall of Fame Inductee: 2009****Pro Football Hall of Fame Inductee: 1970**

One of only three players to gain over 11,000 yards carrying the ball. Scored 60 career touchdowns, 38 rushing, including a 42-yard

touchdown run on his first pro play in preseason. In 1952 McElhenny had the longest punt return (94) and longest play from scrimmage (89). Scored two touchdowns in first Pro Bowl after his rookie year. Also played for Minnesota Vikings (1961–62), New York Giants (1963) and Detroit Lions (1964). Played college football at University of Washington. Born December 31, 1928 in Los Angeles, CA.

**JOHN McVAY****San Francisco 49ers, 1979–2003****49ers Hall of Fame Inductee: 2013**

His commitment and contributions to the 49ers help to form the rich traditions the team strives to carry on today. Played an integral role in the great success the franchise has achieved, helping to construct teams responsible for five Super Bowl victories. Joined the 49ers in 1979 as the team's Director of Player Personnel and went on to spend 21 seasons with the franchise. Among the many roles he filled throughout his tenure, served as Vice President and General Manager from 1983–1994 before retiring in 1995. Rejoined the 49ers in 1999 and served as Vice President/Director of Football Operations through the 2003 season. Born January 5, 1931 in Bellaire, OH.

**JOE MONTANA****Quarterback, 1979–92****49ers Hall of Fame Inductee: 2009****Pro Football Hall of Fame Inductee: 2000**

Solidified his place in pro sports annals with numerous NFL records and a legendary reputation as a leader. Finished his career with 40,551 yards passing and 273 touchdowns. Ranks second in team history with a 92.3 career passer rating and 62.3 completion percentage. Led league in passing in 1987 and '89. Won back-to-back NFL MVP awards in 1989 and '90. Named *Sports Illustrated* Sportsman-of-the-Year in 1990. Named Super Bowl MVP three times. Directed team to the playoffs 12 times and boasts a 95.6 passer rating in 23 postseason games. Holds NFL postseason record for touchdowns (45), while ranking second in 300-yard passing games (6), completions (460), attempts (734) and yards gained (5,772). Born June 11, 1956 in New Eagle, PA.

**TONY AND VIC MORABITO****Founder/Owners, 1946–64****49ers Hall of Fame Inductee: 2010**

Founder Tony Morabito (1946–1957) and Co-Owner Vic Morabito (1950–1964). The founding family and original owners of the San Francisco 49ers. Tony Morabito established the Bay Area's first major league professional sports franchise when the 49ers played their first season in 1946. The brothers from San Francisco transitioned the team from an upstart in the All-American Football Conference to a major NFL franchise in 1950. Signed future Pro Football Hall of Famers Joe Perry, Hugh McElhenny, John Henry Johnson, Y.A. Tittle, Bob St. Clair, Leo Nomellini and Jimmy Johnson and also attracted the likes of R.C. Owens, John Brodie, Charlie Krueger, Billy Wilson and many other top talents during their tenure. After Tony's passing in 1957, Vic retained control of the organization until his own death in 1964. Throughout both the AAFC and the NFL, the 49ers went 128–110–6 during Tony and Vic Morabito's era (including a trip to the AAFC Championship Game in 1949 and the NFC playoffs in 1957) and became one of the NFL's premier franchises.





## EDWARD J. DeBARTOLO SR. 49ERS HALL OF FAME (CONT.)


**LEO NOMELLINI****Defensive Tackle, 1950–63****49ers Hall of Fame Inductee:** 2009**Pro Football Hall of Fame Inductee:** 1969

Was the first ever draft choice after the 49ers joined the NFL. Played every 49ers game for 14 seasons.

Altogether, he played in 174 consecutive regular season games, including 10 trips to the Pro Bowl, and played in 266 contests. "The Lion" became one of the few to be named to an All-NFL team on both offense and defense. Retired at age 39. Played college ball at the University of Minnesota. Born June 19, 1924 in Lucca, Italy.

**R.C. OWENS****Wide Receiver, 1957–61****49ers Hall of Fame Inductee:** 2011


An eight-year NFL veteran, R.C. "Alley Oop" Owens spent his first five seasons as a member of the 49ers, totaling 177 receptions for 2,939 yards and 20 touchdowns with San Francisco. His most productive year came in 1961 when he started all 14 games, caught 55 passes for 1,032 yards and scored five touchdowns. A former college basketball star, Owens transferred his skills over to the football field and was notorious for out-leaping defensive backs for high arching passes from QB Y.A. Tittle. Thus, the origin of the term "Alley Oop" was created, and later became more well-known from its use in basketball. A free agent in 1962, Owens went on to play with the Baltimore Colts and New York Giants, before retiring following the 1964 season. After his playing career ended, Owens spent more than two decades working for the 49ers. In that time, he held various positions for the team, including Director of Training Camp and Director of Alumni Relations.

**JOE PERRY****Fullback, 1948–60, '63****49ers Hall of Fame Inductee:** 2009**Pro Football Hall of Fame Inductee:** 1969


Was first player in NFL history to gain 1,000 yards in two consecutive seasons. His 9,723 rushing yards, in the AAFC and NFL combined, placed him second only to Jim Brown when he retired. Finished career with 12,505 combined yards. Nicknamed "The Jet" because of his quick starts. Also played for the Baltimore Colts (1961–62). Attended Compton Junior College. Born January 22, 1927 in Stevens, AR.

**JERRY RICE****Wide Receiver, 1985–2000****49ers Hall of Fame:** 2010**Pro Football Hall of Fame:** 2010

Considered the best wide receiver in NFL history, Rice holds 14 regular season records and 10 post-season records. Among them, he is the all-time leader in career receptions (1,549), receiving yards (22,895) and touchdown receptions (197). Rice, a 10-time All-Pro was selected to 13 Pro Bowls and won three Super Bowl championships with the 49ers (1988, '89, '94). He was twice named AP NFL Offensive Player of the Year ('87, '93). Rice played his first 16 seasons in San Francisco, where he holds nearly every 49ers receiving record. Born October 13, 1962 in Starkville, MI.

**GORDY SOLTAU****Wide Receiver, 1950–58****49ers Hall of Fame Inductee:** 2012

Played both kicker and wide receiver for San Francisco, retiring as the franchise's all-time leading scorer with 644 points. Played all 9 NFL seasons with the 49ers, missing just 2 games from 1950–58. Led the 49ers in scoring each year and led the NFL in scoring in 1952 and 1953. Earned 3 Pro Bowl Selections from 1951–53. In 1951, ranked 2nd in the NFL with 59 receptions for 826 receiving yards. Soltau finished his career with 249 receptions for 3,487 yards and 25 touchdowns. Converted 70-of-139 field goals for 303 points. Prior attending college in the Office of Strategic Services, an elite branch of the Navy, where he was one of the first combat divers during World War II. Played college ball at Minnesota. Born January 25, 1925 in Duluth, MN.

**BOB ST. CLAIR****Tackle, 1953–64****49ers Hall of Fame Inductee:** 2009**Pro Football Hall of Fame Inductee:** 1990

Exceptional offensive lineman. Also played goal line defense and blocked 10 field goals in 1956.

Once lost five teeth when blocking a punt. Earned All-NFL honors three times and made five Pro Bowl appearances. Attended University of San Francisco and Tulsa. Born February 18, 1931 in San Francisco, CA.

**Y.A. TITTLE****Quarterback, 1951–60****49ers Hall of Fame Inductee:** 2009**Pro Football Hall of Fame Inductee:** 1971

Had 17 years of NFL experience, finishing his career with 33,070 passing yards and 281 touchdowns (39 rushing). Won NFL Most Valuable Player Award in 1961 and '63. Threw 33 touchdown passes and a career-high 3,224 yards in 1962. In '63 he threw 36 touchdowns, completing 60.2 percent of his passes. Also played for the Baltimore Colts (1948–50) and the New York Giants (1961–64). Played college ball at Louisiana State University. Born October 24, 1926 in Marshall, TX.



## EDWARD J. DeBARTOLO SR. 49ERS HALL OF FAME (CONT.)

### BILL WALSH

**Head Coach, 1979–88**


**49ers Hall of Fame Inductee: 2009**

**Pro Football Hall of Fame Inductee: 1993**



Led "The Team of the '80s" to three Super Bowl titles (XVI, XIX, XXIII) in 10 years. Compiled a .617 winning percentage with a 102–

63–1 mark that included 10 wins in 14 post-season games. Notorious for his reputation of being an outstanding offensive coach, Walsh developed what is now known as the "West Coast Offense." Named NFL Coach of the Year in 1981 and '84. Attended San Jose State. Born November 30, 1931 in Los Angeles, CA.



### DAVE WILCOX

**Linebacker, 1964–74**

**49ers Hall of Fame Inductee: 2009**

**Pro Football Hall of Fame Inductee: 2000**



Nicknamed "The Intimidator" by coaches and teammates for his tough, hard-nosed playing style.

Considered to be one of the finest outside linebackers to ever play the game. Earned seven Pro Bowl nominations and was a seven-time All-Pro selection. Was selected by his teammates as the Len Eshmont Award winner as the team's most inspirational and courageous player in 1967. Had his best season as a professional in 1973, recording 104 tackles, 13 for loss, two interceptions, four forced fumbles and one fumble recovery. Born September 29, 1942 in Eugene, OR.



### STEVE YOUNG


**Quarterback, 1987–99**

**49ers Hall of Fame Inductee: 2009**

**Pro Football Hall of Fame Inductee: 2005**



One of the greatest quarterbacks in NFL history, standing as the 3rd most accurate passer in league history and possessing an outstanding 96.8 quarterback rating. Dominating arm strength and mobility yielded 232 regular season touchdown tosses and 4,239 rushing yards during his years at Tampa Bay (1985–86) and San Francisco (1987–99). Recorded 28, 300-yard passing games during his prolific career. His 43 rushing touchdowns are the most by a quarterback in NFL history. Was a two-time NFL Most Valuable Player (1992 & 1994) and Super Bowl XXIX MVP. Earned 7 consecutive Pro Bowl nominations (1992–98) and was All-Pro (1992–94). His six touchdown passes in Super Bowl XXIX victory over San Diego stands as a Super Bowl record. Born October 11, 1961 in Salt Lake City, UT.



# 49ERS IN PRO FOOTBALL HALL OF FAME

POS	PLAYER	YEARS ON 49ERS	YEAR INDUCTED	POS	PLAYER	YEARS ON 49ERS	YEAR INDUCTED
G/T	Larry Allen	2006–07	2013	DT	Leo Nomellini	1950–63	1969
DE	Fred Dean	1981–85	2008	FB	Joe Perry	1946–60, '63	1969
DE	Richard Dent	1994	2011	WR	Jerry Rice	1985–2000	2010
LB	Chris Doleman	1996–98	2012	CB	Deion Sanders	1994	2011
WR	Bob Hayes	1975	2009	RB	O.J. Simpson	1978–79	1985
LB	Rickey Jackson	1994–95	2010	T	Bob St. Clair	1953–63	1990
CB	Jimmy Johnson	1961–76	1994	QB	Y.A. Tittle	1951–60	1971
FB	John Henry Johnson	1954–56	1987	Coach	Bill Walsh	1979–88	1993
DB	Ronnie Lott	1981–90	2000	LB	Dave Wilcox	1964–74	2000
HB	Hugh McElhenny	1952–60	1970	S	Rod Woodson	1997	2009
QB	Joe Montana	1979–92	2000	QB	Steve Young	1987–99	2005

## 49ERS RETIRED JERSEYS



**QB Steve Young**—Played for the 49ers from 1987–1999 standing as the most accurate passer in league history with a 96.8 quarterback rating...Totaled 221 regular season touchdown passes and 3,581 rushing yards with the 49ers....His 43 rushing touchdowns are the most by a quarterback in NFL history...Was a two-time NFL Most Valuable Player (1992 & 1994) and Super Bowl XXIX MVP...Earned seven consecutive Pro Bowl nods (1992–98) and was All-Pro (1992–94). Inducted into Pro Football Hall of Fame in 2005...Had jersey retired in 2008.



**S Ronnie Lott**—Played for the 49ers from 1981–90...Played in 10 Pro Bowls and won four Super Bowl titles...Earned All-Pro honors at three different positions—cornerback, free safety and strong safety...Registered 1,161 career tackles, including five seasons with 100-plus tackles...Ranks fifth in NFL history with 63 career interceptions...Holds NFL postseason record with nine interceptions in career...Inducted into Pro Football Hall of Fame in 2000...Had jersey retired in 2003.



**QB John Brodie**—Played for the 49ers from 1957–73...Holds the team record with 17 years of service...Ranks second in team history with 31,548 passing yards and third with 214 touchdown passes...Guided the 49ers to back-to-back NFC Championship games in 1970 and 1971...Was named NFL Most Valuable Player in 1970...Had jersey retired in 1973.



**DT Charlie Krueger**—Played for the 49ers from 1959–73...Two-time Pro Bowl defensive tackle (1960, 1964)...Received All-Pro recognition in the years 1960, 1965 and 1966...Had jersey retired in 1974.



**QB Joe Montana**—Played for the 49ers from 1979–92...Led San Francisco to four Super Bowl Championships (1981, 1984, 1988, 1989)...Holds team records with 35,124 passing yards and 244 touchdown passes...Selected to eight Pro Bowls, including seven with the 49ers...Named NFL Most Valuable Player four times (1981, 1984, 1989, 1990) and Super Bowl MVP three times (XVI, XIX, XXIV)...Had jersey retired in 1997...Inducted into Pro Football Hall of Fame in 2000.



**T Leo Nomellini**—Played for the 49ers from 1950–63...Did not miss game during 14-year career, playing in 174 consecutive regular season games...Selected to 10 Pro Bowls...Was first-ever NFL draft choice by 49ers...Was first-team All-Pro six times and second-team choice three times...Inducted into Pro Football Hall of Fame in 1969...Had jersey retired in 1971.



**RB Joe Perry**—Played 14 years in two stints for the 49ers from 1948–60 and 1963...Finished career as team's all-time leading rusher with 7,344 yards...Scored 351 points, including team-record 50 rushing touchdowns, during career...Led team in rushing eight seasons, including seven consecutive (1949–55)...Named NFL Player-of-the-Year by UPI in 1954 and 1955...Inducted into Pro Football Hall of Fame in 1969...Had jersey retired in 1971.



**T Bob St. Clair**—Played for the 49ers from 1953–63...Exceptional offensive lineman...Also played goal line defense and blocked 10 field goals in 1956...One of tallest players in team history at 6–9...Named to Pro Bowl five times...Earned All-NFL honors three times in career...Local product, attended University of San Francisco and Polytechnic High in San Francisco...Inducted into Pro Football Hall of Fame in 1990...Had jersey retired in 2001.



**DB Jimmy Johnson**—Played for the 49ers from 1961–76...Holds team record with 212 games played during career...Finished with 47 interceptions to rank second in team history...Selected to five Pro Bowls and named Len Eshmont Award winner twice...Played wide receiver in second season before becoming full-time defensive back in 1963...Named first-team All-Pro four times (1969, 1970, 1971, 1972)...Had jersey retired in 1977...Inducted into Pro Football Hall of Fame in 1994.



**WR Jerry Rice**—Played for the 49ers from 1985–2000...Holds 14 regular season records and 10 postseason records...Among them, he is the all-time leader in career receptions (1,549), receiving yards (22,895) and touchdown receptions (197)...A 10-time All-Pro, was selected to 13 Pro Bowls and won three Super Bowl championships with the 49ers (1988, '89, '94)...Twice named AP NFL Offensive Player of the Year ('87, '93)...Played his first 16 seasons in San Francisco, where he holds nearly every 49ers receiving record...Had jersey retired in 2010.



**RB Hugh McElhenny**—Played for the 49ers from 1952–60...Rushed for 4,288 yards on 877 carries and 35 touchdowns for San Francisco...Inducted into Pro Football Hall of Fame in 1970...Was named NFL Player of the Year and NFL Rookie of the Year in 1952...Selected to five Pro Bowls...Led team in rushing in 1956 and 1957...Inducted into Pro Football Hall of Fame in 1970...Had jersey retired in 1971.



**WR Dwight Clark**—Played for the 49ers from 1979–87...Finished with 506 receptions for 6,750 yards and 48 touchdowns...Ranks fourth on 49ers all-time receptions list and third in receiving yards...Two-time Pro Bowler (1981, 1982) and first-team All-Pro in 1982 and 1983...Had jersey retired in 1988.

# PRO BOWL 49ERS

**1950 (JAN. 14, 1951)**

Frank Albert, QB  
Visco Grgich, G  
Leo Nomellini, T  
Norm Standlee, FB  
John Strzykalski, HB

**1951 (JAN. 12, 1952)**

Jim Cason, HB  
Ray Collins, T  
Leo Nomellini, T  
\* Gordy Soltau, E

**1952 (JAN. 10, 1953)**

Ed Henke, E  
\* Bill Johnson, C  
Hugh McElhenny, HB  
Leo Nomellini, T  
Joe Perry, FB  
Gordy Soltau, E

**1953 (JAN. 17, 1954)**

\* Bill Johnson, C  
Hugh McElhenny, HB  
Art Milchalik, G  
\* Leo Nomellini, T  
\* Joe Perry, FB  
\* Gordy Soltau, E  
Y.A. Tittle, QB

**1954 (JAN. 16, 1955)**

\* Bruno Banducci, G  
Al Carapella, T  
Jim Cason, HB  
\* John Henry Johnson, HB  
\* Joe Perry, FB  
\* Y.A. Tittle, QB  
\*+ Billy Wilson, E

**1955 (JAN. 15, 1956)**

Dick Moegle, HB  
Bob Toneff, T  
\* Billy Wilson, E

**1956 (JAN. 13, 1957)**

\* Hugh McElhenny, HB  
Leo Nomellini, T  
\* Bob St. Clair, T  
\* Billy Wilson, E

**1957 (JAN. 12, 1958)**

Marv Matuszak, LB  
\*+ Hugh McElhenny, HB  
Leo Nomellini, T  
\* Y.A. Tittle, QB  
\* Billy Wilson, E

**1958 (JAN. 11, 1959)**

Hugh McElhenny, HB  
Jerry Mertens, HB  
Leo Nomellini, T  
\* Bob St. Clair, T  
\* Billy Wilson, E

**1959 (JAN. 17, 1960)**

Dave Baker, HB  
Leo Nomellini, T  
\* Bob St. Clair, T  
\* J.D. Smith, FB  
Billy Wilson, E  
Abe Woodson, DHB

**1960 (JAN. 15, 1961)**

\* Bruce Bosley, G  
Charlie Krueger, DT  
Leo Nomellini, T  
\* Bob St. Clair, T  
Abe Woodson, DHB

**1961 (JAN. 14, 1962)**

\* Ted Connolly, G  
\* Eddie Dove, DHB  
Leo Nomellini, T  
\* Bob St. Clair, T  
\* Abe Woodson, DHB

**1962 (JAN. 13, 1963)**

\* Tommy Davis, K  
Matt Hazeltine, LB  
\* J.D. Smith, FB  
\* Abe Woodson, DHB

**1963 (JAN. 12, 1964)**

\* Tommy Davis, K  
Abe Woodson, DHB

**1964 (JAN. 10, 1965)**

Matt Hazeltine, LB  
Charlie Krueger, DT  
Dave Parks, E

**1965 (JAN. 16, 1966)**

\* Bruce Bosley, C  
\* John Brodie, QB  
John David Crow, HB  
\* Dave Parks, E  
\* Walt Rock, T  
\* Ken Willard, FB

**1966 (JAN. 22, 1967)**

Bruce Bosley, C  
\* Howard Mudd, G  
\* Dave Parks, E  
Walt Rock, T  
John Thomas, T  
Dave Wilcox, LB  
Ken Willard, FB

**1967 (JAN. 21, 1968)**

Bruce Bosley, C  
Howard Mudd, G

**1968 (JAN. 19, 1969)**

\* Kermit Alexander, CB  
\* Clifton McNeil, E  
\* Howard Mudd, G  
Dave Wilcox, LB  
\* Ken Willard, FB

**1969 (JAN. 18, 1970)**

Elmer Collett, G  
Jimmy Johnson, CB  
Gene Washington, WR  
\* Dave Wilcox, LB  
Ken Willard, FB

**1970 (JAN. 24, 1971)**

\* John Brodie, QB  
\* Jimmy Johnson, CB  
Len Rohde, T  
\* Gene Washington, WR  
Dave Wilcox, LB

**1971 (JAN. 23, 1972)**

\* Forrest Blue, C  
\* Cedrick Hardman, DE  
\* Jimmy Johnson, CB  
\* Ted Kwalick, TE  
Bruce Taylor, CB  
\* Gene Washington, WR  
Vic Washington, RB  
\* Dave Wilcox, LB

**1972 (JAN. 21, 1973)**

\* Forrest Blue, C  
\* Jimmy Johnson, CB  
\* Ted Kwalick, TE  
Woody Peoples, G  
\* Gene Washington, WR  
\* Dave Wilcox, LB

**1973 (JAN. 20, 1974)**

\* Forrest Blue, C  
\* Ted Kwalick, TE  
Woody Peoples, G  
\* Dave Wilcox, LB  
\* Tom Wittum, P

**1974 (JAN. 20, 1975)**

Forrest Blue, C  
Jimmy Johnson, CB  
\* Tom Wittum, P

**1975 (JAN. 26, 1976)**

\* Cedrick Hardman, DE

**1976 (JAN. 17, 1977)**

\* Cleveland Elam, DT  
\* Tommy Hart, DE  
Dave Washington, LB  
Delvin Williams, RB

**1977 (JAN. 23, 1978)**

\* Cleveland Elam, DT

**1978 (JAN. 29, 1979)**

None

**1979 (JAN. 27, 1980)**

None

**1980 (FEB. 1, 1981)**

None

**1981 (JAN. 31, 1982)**

Dwight Clark, WR  
\* Randy Cross, G  
Fred Dean, DE  
Dwight Hicks, S  
\* Ronnie Lott, CB  
\* Joe Montana, QB

**1982 (FEB. 6, 1983)**

\* Dwight Clark, WR  
\* Randy Cross, G  
Dwight Hicks, S  
Ronnie Lott, CB

**1983 (JAN. 29, 1984)**

Fred Dean, DE  
Dwight Hicks, S  
\* Ronnie Lott, CB  
\* Joe Montana, QB  
49ers Coaching Staff

**1984 (JAN. 27, 1985)**

\* Randy Cross, G  
Keith Fahnhorst, T  
\* Dwight Hicks, S  
Ronnie Lott, CB  
\* Joe Montana, QB  
\* Fred Quillan, C  
Keena Turner, LB  
Wendell Tyler, RB  
Carlton Williamson, S  
Eric Wright, CB

**1985 (FEB. 2, 1986)**

Michael Carter, NT  
\* Roger Craig, FB  
\*# Joe Montana, QB  
Fred Quillan, C  
\* Carlton Williamson, S  
\*# Eric Wright, CB

**1986 (FEB. 1, 1987)**

\* Ronnie Lott, S  
\* Jerry Rice, WR

**1987 (FEB. 7, 1988)**

\* Michael Carter, NT  
Roger Craig, RB  
\* Ronnie Lott, S  
\* Joe Montana, QB  
\* Jerry Rice, WR

**1988 (JAN. 29, 1989)**

Michael Carter, NT  
\* Roger Craig, RB  
Charles Haley, LB-DE  
\* Ronnie Lott, S  
\* Jerry Rice, WR  
John Taylor, WR

**1989 (FEB. 4, 1990)**

Roger Craig, RB  
\* Ronnie Lott, S  
Guy McIntyre, G  
\* Joe Montana, QB  
\* Jerry Rice, WR  
John Taylor, WR

**1990 (FEB. 3, 1991)**

\* Charles Haley, LB-DE  
\* Ronnie Lott, S  
Guy McIntyre, G  
\*# Joe Montana, QB  
\* Jerry Rice, WR  
49ers Coaching Staff

**1991 (FEB. 2, 1992)**

Charles Haley, LB-DE  
\* Guy McIntyre, G  
\* Jerry Rice, WR

**1992 (FEB. 7, 1993)**

\* Pierce Holt, DL  
Brent Jones, TE  
\* Guy McIntyre, G  
\* Jerry Rice, WR  
Steve Wallace, T  
Ricky Watters, RB  
\* Steve Young, QB  
49ers Coaching Staff

**1993 (FEB. 6, 1994)**

\* Harris Barton, T  
Brent Jones, TE  
\* Tim McDonald, SS  
Guy McIntyre, G  
\* Jerry Rice, WR  
Jesse Sapolu, C  
Ricky Watters, RB  
Steve Young, QB  
49ers Coaching Staff

**1994 (FEB. 5, 1995)**

\* Merton Hanks, FS  
\* Brent Jones, TE  
Tim McDonald, SS  
Bart Oates, C  
\* Jerry Rice, WR  
\* Deion Sanders, CB  
Jesse Sapolu, G  
Dana Stubblefield, DT  
Ricky Watters, RB  
\* Steve Young, QB

**1995 (FEB. 4, 1996)**

\* Eric Davis, CB  
\* Merton Hanks, FS  
Brent Jones, TE  
Tim McDonald, SS  
Ken Norton Jr., LB  
Bart Oates, C  
\* Jerry Rice, WR  
Dana Stubblefield, DT  
\* Lee Woodall, LB  
Steve Young, QB

**1996 (FEB. 2, 1997)**

\* Merton Hanks, FS  
\* Jerry Rice, WR  
\* Bryant Young, DT  
Steve Young, QB

**1997 (FEB. 1, 1998)**

Chris Doleman, DE  
Kevin Gogan, G  
\* Merton Hanks, FS  
Ken Norton, Jr., LB  
\* Dana Stubblefield, DT  
Lee Woodall, LB  
Steve Young, QB

**1998 (FEB. 7, 1999)**

Garrison Hearst, RB  
\* Kevin Gogan, G  
Jerry Rice, WR  
\* Steve Young, QB  
Winfred Tubbs, LB

**1999 (FEB. 6, 2000)**

\* Lance Schulters, S  
Bryant Young, DT

**2000 (FEB. 4, 2001)**

Jeff Garcia, QB  
Charlie Garner, RB  
Terrell Owens, WR

**2001 (FEB. 9, 2002)**

Ray Brown, G  
Jeff Garcia, QB  
Garrison Hearst, RB  
Jeremy Newberry, C  
\* Terrell Owens, WR  
Bryant Young, DT

**2002 (FEB. 2, 2003)**

Jeff Garcia, QB  
Jeremy Newberry, C  
\* Terrell Owens, WR  
Julian Peterson, LB  
\* Ron Stone, G  
Bryant Young, DT

**2003 (FEB. 8, 2004)**

\* Fred Beasley, FB  
Terrell Owens, WR  
Julian Peterson, LB

**2004 (FEB. 13, 2005)**

Brian Jennings, need player

**2005 (FEB. 12, 2006)**

None

**2006 (FEB. 10, 2007)**

\* Frank Gore, RB  
\* Larry Allen, G  
Walt Harris, CB

**2007 (FEB. 10, 2008)**

Patrick Willis, LB  
\* Andy Lee, P

**2008 (FEB. 8, 2009)**

\* Patrick Willis, LB

**2009 (JAN. 31, 2010)**

\* Vernon Davis, TE  
\* Andy Lee, P  
\*# Patrick Willis, LB  
Frank Gore, RB  
Justin Smith, DT

**2010 (JAN. 30, 2011)**

\* Patrick Willis, LB  
Justin Smith, DT

**2011 (JAN. 29, 2012)**

\* David Akers, K  
Dashon Goldson, S  
Frank Gore, RB  
\* Brian Jennings, LS  
\* Andy Lee, P  
\* Carlos Rogers, CB  
\* Justin Smith, DT  
\* Joe Staley, T  
\* Patrick Willis, LB

**2012 (JAN. 27, 2013)**

NaVorro Bowman, LB  
Ahmad Brooks, LB  
Frank Gore, RB  
\* Dashon Goldson, S  
\* Mike Iupati, G  
\* Aldon Smith, LB  
\* Justin Smith, DT  
\* Joe Staley, T  
\* Donte Whitner, S  
\* Patrick Willis, LB

*% 49ers did not participate as the team advanced to Super Bowl XLVII*

**2013 (JAN. 26, 2014)**

NaVorro Bowman, LB  
Ahmad Brooks, LB  
Vernon Davis, TE  
Frank Gore, RB  
Mike Iupati, G  
Justin Smith, DT  
Eric Reid, S  
Joe Staley, T  
Patrick Willis, LB

+ MVP \* Starter # Voted as starter but did not play

## ALL-PRO 49ERS

- 1946** — Alyn Beals E (First Team UPI, AAFC), Bruno Banducci G (First Team UPI, NYN, AAFC), Frank Albert QB (First Team NYN), Norm Standlee F (Second Team UPI, NYN, AAFC), Garland Gregory G (Second Team NYN)
- 1947** — Bruno Banducci G (First Team AP, NYN, CO, AAFC), Bob Bryant T (First Team CB), Alyn Beals E (Second Team CB, AAFC), John Woudenberg T (Second Team AP, AAFC), John Strzykalski H (Second Team AAFC), Norm Standlee F (Second Team AAFC), Garland Gregory G (Second Team CB)
- 1948** — Alyn Beals E (First Team UPI, NYN, AAFC), John Strzykalski H (First Team UPI, NYN, AAFC), John Woudenberg T (First Team NYN), Riley Matheson G (Second Team NYN, AAFC), Frank Albert QB (First Team SN, SP, NYN), Bruno Banducci G (Honorable Mention AP, SN)
- 1949** — Alyn Beals E (First Team UPI, NYN, IN, AAFC) Visco Grgich G (First Team UPI, NYN, AAFC), Joe Perry B (First Team UPI, NYN, AAFC), Frank Albert QB (First Team AAFC), John Woudenberg T (Honorable Mention UPI), Bruno Banducci G (Honorable Mention UPI), Bill Johnson C (Honorable Mention UPI), Jim Cason H (First Team IN), Jim Strzykalski H (Honorable Mention UPI)
- 1950** — John Strzykalski H (Second Team AP), Visco Grgich G (Honorable Mention AP, UPI), Frank Albert QB (Honorable Mention AP), Joe Perry F (Honorable Mention AP)
- 1951** — Leo Nomellini T (First Team AP) Gordy Soltau E (Second Team UPI), Bruno Banducci G (Second Team AP, UPI), Joe Perry F (Honorable Mention AP)
- 1952** — \*1 Hugh McElhenny HB (First Team AP, UPI, NYN), Leo Nomellini T (First Team AP, UPI, NYN), Gordy Soltau E (First Team AP, UPI, NYN), Bob Toneff T (Second Team AP, UPI, NYN), Bruno Banducci G (First Team NYN), Bill Johnson C (Second Team AP, NYN), Joe Perry RB (Honorable Mention AP, UPI), Ed Henke DE (Second Team UPI, NYN), Visco Grgich G (Honorable Mention UPI), Hardy Brown LB (Second Team NYN), Lowell Wagner DB (Second Team NYN), Jim Cason DB (Honorable Mention AP)
- 1953** — Bruno Banducci G (First Team UPI), Hugh McElhenny HB (First Team AP, UPI, NYN), Leo Nomellini DT (First Team AP, UPI, NYN, PFD), Joe Perry FB (First Team AP, UPI, NYN, PFD), Gordy Soltau E (Second Team UPI), Bob St. Clair T (Second Team UPI), Bill Johnson C (Second Team UPI), Y.A. Tittle QB (Honorable Mention AP), Charlie Powell DE (Honorable Mention), Art Michalik G (Second Team NYN), Hardy Brown LB (Honorable Mention AP, UPI)
- 1954** — Bruno Banducci G (First Team AP, UPI, SN, NYN), Leo Nomellini DT (First Team AP, UPI, NYN), Joe Perry FB (First Team AP, UPI, SN, PFD), Billy Wilson E (Second Team AP, UPI, NYN), Bob St. Clair T (Second Team AP, UPI, NYN), Bill Johnson C (First Team NYN), Hugh McElhenny RB (Second Team AP, UPI, SN), John Henry Johnson RB (Second Team UPI, NYN), Bob Toneff DT (Honorable Mention UPI)
- 1955** — Bob St. Clair T (First Team UPI, NEA), Bob Toneff DT (First Team AP, SN, NYN), Billy Wilson E (First Team UPI, NEA, SN, NYN), Bill Johnson C (Second Team NEA), Joe Perry RB (Honorable Mention AP), Hardy Brown LB (Honorable Mention AP), Rex Berry DB (Second Team NEA)
- 1956** — Bob St. Clair T (First Team NEA), Billy Wilson E (Second Team AP, UPI, NEA), Hugh McElhenny RB (Second Team AP, UPI, NEA, NYN)
- 1957** — Marv Matuszak LB (First Team AP, UPI, NEA), Leo Nomellini DT (First Team AP, UPI), \*2 Y.A. Tittle QB (First Team AP, UPI, NYN), Billy Wilson E (First Team AP, UPI, NEA, NYN), Dickey Moegle DB (First Team NYN), Clyde Conner E (Second Team NYN), Hugh McElhenny RB (Second Team AP, NEA)
- 1958** — Billy Wilson E (Second Team NEA, NYN, FW), Bob St. Clair T (Second Team AP, NEA, FW), Dickey Moegle DB (Second Team FW)
- 1959** — Leo Nomellini DT (First Team AP, UPI, NEA, NYN, HE, DN), J.D. Smith RB (First Team UPI, DN), Abe Woodson CB (First Team AP, UPI), Billy Wilson E (Second Team NEA), Bob St. Clair T (Honorable Mention UPI), Bruce Bosley G (Second Team AP), Matt Hazeltine LB (Honorable Mention UPI), Dave Baker S (Honorable Mention UPI), Ed Dove S (Honorable Mention UPI)
- 1960** — Abe Woodson CB (First Team AP, NYN), R.C. Owens E (Second Team AP), Bob St. Clair T (First Team NEA), Bruce Bosley G (Second Team UPI, NEA, NYN), Charlie Krueger DE (Second Team AP), Leo Nomellini DT (Second Team AP, NYN), Matt Hazeltine LB (Honorable Mention UPI), Dave Baker S (Second Team AP, UPI, NEA, NYN, DN)
- 1961** — Abe Woodson CB (First Team NYN), Bob St. Clair T (Second Team NEA), Bruce Bosley G (Second Team NEA), Leo Nomellini DT (Second Team NEA), Ed Dove S (Second Team UPI), Hugh McElhenny RB (Honorable Mention NEA), J.D. Smith RB (Honorable Mention NEA), Dave Baker S (Honorable Mention NEA)
- 1962** — Abe Woodson CB (First Team NEA, FN), Bob St. Clair T (Second Team AP), Leo Nomellini DT (Second Team UPI), Matt Hazeltine LB (Second Team AP, UPI, NEA), J.D. Smith RB (Honorable Mention UPI)
- 1963** — Abe Woodson CB (First Team NEA), Bob St. Clair T (Second Team NEA), Matt Hazeltine LB (Honorable Mention AP, NEA)
- 1964** — Matt Hazeltine LB (First Team CBS), Jimmy Johnson CB (Second Team NEA)
- 1965** — Dave Parks SE (First Team AP, NEA, UPI, NYN, FN, DN), John Brodie QB (First Team FN, NEA), Bernie Casey E (Honorable Mention UPI), Len Rohde T (Honorable Mention UPI), John Thomas T (Honorable Mention UPI), Ken Willard RB (Second Team AP, UPI, NEA), Clark Miller DE (Honorable Mention UPI), Charlie Krueger DT (Second Team AP), Matt Hazeltine LB (Honorable Mention UPI), Jimmy Johnson CB (Second Team AP, NEA)
- 1966** — Dave Parks SE (First Team NEA, DN), John Thomas G (First Team AP, NEA), Bernie Casey E (Honorable Mention UPI), Howard Mudd G (Honorable Mention UPI), Bruce Bosley C (Second Team NYN, NEA), Ken Willard RB (Honorable Mention UPI), Charlie Krueger DT (Honorable Mention UPI), Dave Wilcox LB (Second Team UPI, NEA), Jimmy Johnson CB (Second Team AP, UPI)
- 1967** — Howard Mudd G (First Team NEA), Dave Wilcox LB (First Team NEA)
- 1968** — Clifton McNeil WR (First Team AP, PWA, NEA, UPI, NYN, FN, DN), Howard Mudd G (First Team AP, NEA, UPI, PF, NYN, FN, DN), Cas Banaszek T (Second Team FN), Ken Willard RB (Second Team UPI), Kermit Alexander CB (Second Team UPI, NYN, FN), Jimmy Johnson CB (Second Team NEA)
- 1969** — Jimmy Johnson CB (First Team NEA), Len Rohde T (Second Team NEA), Dave Wilcox LB (Second Team UPI, NEA, SI)
- 1970** — \*3 John Brodie QB (First Team AP, NEA, PFWA, FN, PFW), Jimmy Johnson CB (First Team AP, NEA, PFWA, SI, PFW), Gene Washington WR (First Team AP, NEA, PFWA, FN, SI, PFW, DN), Dave Wilcox OLB (First Team NEA, Second Team UPI)
- 1971** — Forrest Blue C (First Team AP, PFWA, FN, SI), Cedrick Hardman DE (First Team SI), Jimmy Johnson CB (First Team AP, NEA, PFWA, FN, SI, DN), Ted Kwalick TE (Second Team PFWA, NEA, FN), Gene Washington WR (Second Team PFWA, NEA, FN), Dave Wilcox OLB (First Team AP, NEA, PFWA), Bruce Taylor CB (Second Team FN)
- 1972** — Forrest Blue C (First Team AP, PFWA, FN, SI, DN), Jimmy Johnson CB (First Team AP, NEA, PFWA, SI), Ted Kwalick TE (First Team AP, NEA, FN, DZ), Gene Washington (First Team AP, PFWA, DN), Dave Wilcox OLB (First Team AP, NEA, PFWA, SI), Cedrick Hardman DE (Second Team FN)
- 1973** — Forrest Blue C (First Team AP, PFWA), Dave Wilcox OLB (First Team NEA, PFWA, FN), Ted Kwalick TE (First Team NYN)
- 1974** — Forrest Blue C (Second Team FN)
- 1975** — Cedrick Hardman DE (Second Team NEA)
- 1976** — Tommy Hart DE (First Team NEA, PFWA, FN), Cleveland Elam DT (Second Team NEA)
- 1977** — Cleveland Elam DT (First Team AP, NEA, PFWA, SI, NYN, CPW)
- 1978** — None
- 1979** — None
- 1980** — Randy Cross G (Second Team NEA)
- 1981** — Randy Cross G (First Team NEA, PFWA, FD), \*4 Fred Dean DE (First Team AP, PFWA, SN, FD), Dwight Hicks S (First Team FD), Ronnie Lott CB (First Team AP, NEA, PFWA, SN, FD, SI), \*5 Joe Montana QB (Second Team AP, NEA, FD), Jack Reynolds LB (Second Team FD), Ray Wersching K (Honorable Mention SI)
- 1982** — \*6 Dwight Clark WR (First Team AP, NEA, PFWA, FW, FD, SI), Keena Turner LB (Second Team NEA), Ronnie Lott CB (First Team FD)
- 1983** — Keith Fahnhorst T (First Team NEA, CPNW, SI, USA), Ronnie Lott CB (First Team PFWA, FD), Joe Montana QB (Second Team NEA, CPNW), Fred Dean (First Team FI), Dwight Hicks FS (Second Team CPNW)
- 1984** — Randy Cross G (Second Team AP, NEA, FD), Keith Fahnhorst T (First Team AP, NEA, PFWA, CPNW, SI, USA), \*7 Joe Montana, QB (Second Team AP, NEA, CPNW, FD), Eric Wright, CB (Second Team AP), Fred Quinlan C (Second Team CPNW), Ronnie Lott CB (Second Team FD), Keena Turner LB (Second Team CPNW), Dwight Hicks FS (Second Team CPNW)
- 1985** — Michael Carter NT (Second Team AP, CPNW), Roger Craig FB (First Team CPNW), Randy Cross G (First Team NEA), Keith Fahnhorst T (Second Team NEA), Keena Turner LB (Second Team NEA), Eric Wright CB (First Team AP, NEA, SN, CPNW, FD, SI), Joe Montana QB (Second Team CPNW), Carlton Williamson SS (Second Team CPNW)
- 1986** — Michael Carter NT (First Team NEA, USA), Randy Cross G (Second Team AP, NEA), Ronnie Lott S (First Team AP, NEA, PFWA, CPNW, FD, FI, USA), \*8 Jerry Rice WR (First Team AP, NEA, PFWA, SN, CPNW, FD, SI, FI, USA)
- 1987** — Michael Carter NT (First Team AP, NEA, PFWA, SN, CPNW, FD, FI), Ronnie Lott S (First Team AP, PFWA, SN, CPNW, FD, USA), Joe Montana QB (First Team AP, PFWA, FD, SI, FI, USA), \*9 Jerry Rice WR (First Team AP, NEA, PFWA, SN, CPNW, FD, SI, FI, USA), Don Griffin CB (First Team CPNW), Jeff Fuller SS (Second Team CPNW)

## ALL-PRO 49ERS (CONT.)

- 1988** — Michael Carter NT (First Team NEA, CPNW), \*10 Roger Craig RB (First Team AP, PFWA, NEA, SN, CPNW, FD, SI, FI, USA), Ronnie Lott S (First Team NEA), \*11 Jerry Rice WR (First Team AP, PFWA, SN, FD, USA), \*12 John Taylor WR (First Team PFWA, SN, CPNW, FI), Harris Barton T (Honorable Mention AP), Randy Cross C (Honorable Mention AP), Joe Montana QB (Honorable Mention AP), Charles Haley OLB (First Team FI), Tim McKyer CB (First Team CPNW, USA)
- 1989** — Mike Cofer K (First Team AP, NEA, CPNW, FD), Ronnie Lott S (First Team AP, PFWA, SI, USA), \*13 Joe Montana QB (First Team AP, PFWA, NEA, SN, CPNW, SI, FD, FI, USA), Jerry Rice WR (First Team AP, PFWA, NEA, SN, CPNW, SI, FD, FI, USA), John Taylor (Second Team AP – Kick Returner), Guy McIntyre G (First Team CPNW, FD), Michael Walter ILB (Second Team NEA)
- 1990** — \*14 Charles Haley LB–DE (First Team AP, NEA, PFWA, SI, FD, FI, NA, USA), Ronnie Lott S (First Team AP, NEA, PFWA, SI, FD, USA), \*15 Joe Montana QB (First Team AP, NEA), \*16 Jerry Rice WR (First Team AP, NEA, PFWA, CPNW, SI, SN, FD, FI, NA, USA), Brent Jones TE (Honorable Mention AP), Steve Wallace T (Honorable Mention AP), Guy McIntyre G (Second Team CPNW), Harris Barton T (Second Team NA), Jesse Sapolu C (Honorable Mention AP), Kevin Fagan DE (First Team NA), Pierce Holt DE (Second Team NA), Michael Carter NT (Honorable Mention AP), Matt Millen LB (Honorable Mention AP)
- 1991** — Jerry Rice WR (First Team SN), Harris Barton T (First Team SI), Steve Wallace T (Second Team CPNW), Guy McIntyre G (Honorable Mention AP), Michael Carter NT (Honorable Mention AP), John Taylor KR (Honorable Mention AP)
- 1992** — Harris Barton T (First Team AP, PFWA, SI, FD, USA), Pierce Holt DE (Second Team NEA, AP), Brent Jones TE (First Team NEA, CPNW), Guy McIntyre G (First Team CPNW, FI, USA), Jerry Rice WR (First Team AP, NEA, PFWA, CP, SI, SN, FD, FI, USA), Steve Wallace T (First Team PFWA, CPNW), \*17 Steve Young (First Team AP, NEA, PFWA, CPNW, SI, SN, FD, FI), Ricky Watters RB (Honorable Mention AP), Michael Carter DT (Honorable Mention AP), Jesse Sapolu C (Honorable Mention AP), Roy Foster G (First Team USA), George Seifert Coach (Second Team CPNW)
- 1993** — Harris Barton T (First Team AP, PFWA, SN, CPNW, USA), Brent Jones TE (First Team USA), Tim McDonald S (First Team CPNW, FD), \*18 Jerry Rice WR (First Team AP, PFWA, SN, CPNW, SI, FD, FI, USA), Steve Young QB (First Team AP, PFWA, CPNW, FD, FI), Steve Wallace T (First Team FD), Guy McIntyre G (First Team FD, FI), Jesse Sapolu C (Honorable Mention AP), Dana Stubblefield DT (Honorable Mention AP), Merton Hanks FS (First Team SI)
- 1994** — Merton Hanks FS (First Team SN, CPNW, USA, SI, FD, USA), Brent Jones TE (Second Team AP), Jerry Rice WR (First Team AP, PFWA, SN, CPNW, SI, FD, FI, USA), Deion Sanders CB (First Team AP, PFWA, CPNW, SN, SI, FD, FI, USA), \*19 Steve Young QB (First Team AP, PFWA, SN, CPNW, SI, FD, FI, USA), Dana Stubblefield DT (First Team FI, USA), Ken Norton Jr. MLB (Honorable Mention AP), Steve Wallace T (Honorable Mention AP), Jesse Sapolu G (Honorable Mention AP), Bart Oates C (Honorable Mention AP), Tim McDonald SS (Second Team FD)
- 1995** — Merton Hanks FS (First Team AP, PFWA, SN, CPNW, FD, FI, USA, SI), Ken Norton Jr. LB (First Team AP, PFWA, CPNW, FD, FI), Eric Davis CB (First Team AP, PFWA, CPNW), Jerry Rice WR (First Team AP, PFWA, SN, CPNW, FD, FI, USA, SI), Brent Jones TE (Honorable Mention AP), Harris Barton T (Honorable Mention AP), Jesse Sapolu G (Honorable Mention AP), Tim McDonald SS (Second Team AP, CPNW, FD), Kirk Scrafford G (Honorable Mention AP), Bart Oates C (Honorable Mention AP), Steve Young QB (Second Team AP), Dana Stubblefield DT (First Team CPNW, FI), Bryant Young DT (Honorable Mention AP), Gary Plummer LB (Honorable Mention AP), Lee Woodall LB (Second Team CPNW, FD)
- 1996** — Jerry Rice WR (First Team AP, CPNW, PFWA, SN, FD, FI, USA), Jesse Sapolu C (Second Team CPNW), Roy Barker DE (Honorable Mention AP), Bryant Young DT (First Team AP, PFWA, SN, CPNW, FD, SI, FI, USA), Dana Stubblefield DT (Second Team CPNW), Ken Norton Jr. MLB (First Team SI), Marquez Pope CB (Honorable Mention AP), Merton Hanks FS (First Team AP, USA, CPNW), Tim McDonald SS (Honorable Mention AP), Jeff Wilkins K (Honorable Mention AP)
- 1997** — \*20 Dana Stubblefield DT (First Team AP, SI, PFWA, PFW, FI, CPNW, SN, SI, FD), Merton Hanks FS (First Team CPNW, FD), Chris Doleman DE (Second Team CPNW), Bryant Young DT (Second Team CPNW), Steve Young QB (Second Team CPNW, FD), Kevin Gogan G (First Team FI)
- 1998** — Kevin Gogan G (First Team CPFW), Merton Hanks FS (First Team USA), Garrison Hearst RB (Second Team CPFW, FN), Terrell Owens WR (Second Team FN), Bryant Young DT (First Team SN), Steve Young QB (First Team SN)
- 1999** — Bryant Young DT (Second Team AP, CPFN, FD)
- 2000** — Terrell Owens WR (First Team AP), Ray Brown G (Second Team CPNW)
- 2001** — Terrell Owens WR (First Team AP, PFW, FD, CPNW, SN), Ray Brown G (Second Team AP, FD, CPNW), Scott Gragg T (Second Team FD), Bryant Young DT (First Team CPNW, Second Team AP, FD)
- 2002** — Fred Beasley FB (First Team SI, FD, Second Team AP), Derrick Deese T (First Team SI, Second Team FD), Jeremy Newberry C (First Team PFW), Terrell Owens WR (First Team AP, SI, PFW, FD, SN), Tony Parrish S (First Team SI, FD), Julian Peterson LB (First Team CPNW, Second Team AP, FD), Ron Stone G (First Team PFW, FD)
- 2003** — Fred Beasley FB (First Team FD, Second Team AP), Tony Parrish S (First Team PFW, Second Team AP), Julian Peterson LB (First Team AP, SI, PFW, FD, SN), Ron Stone G (Second Team FD)
- 2004** — None
- 2005** — None
- 2006** — \*Frank Gore RB (Second Team AP, First Team USA, All–NFC PFWA), Walt Harris CB (All–NFC PFWA)
- 2007** — \*Patrick Willis LB (First Team AP, SN, SI, PFWA, All–Rookie PFWA), Andy Lee P (First Team AP, PFWA), Michael Robinson RB (First Team SI – special teams)
- 2008** — Patrick Willis LB (Second Team AP)
- 2009** — \*Patrick Willis LB (First Team AP, SN, SI, PFWA, PFW), Andy Lee P (Second Team AP)
- 2010** — Patrick Willis LB (First Team AP)
- 2011** — David Akers K (First Team AP, SI, DMN), NaVorro Bowman LB (First Team AP), Andy Lee P (First Team AP, SI, DMN, SN, PFW/PFWA), Carlos Rogers CB (Second Team AP), Justin Smith DT (First Team AP @ DT, Second Team AP @ DE, SI, DMN, PFW/PFWA), Joe Staley T (Second Team AP), Patrick Willis LB (First Team AP, SN, PFW/PFWA)
- 2012** — NaVorro Bowman LB (First Team AP), Ahmad Brooks LB (Second Team AP, SI), Anthony Davis T (SI), Dashon Goldson S (First Team AP, SI), Mike Iupati G (First Team AP, SI, PFW/PFWA), Andy Lee P (First Team AP, PFW/PFWA), Aldon Smith LB (First Team AP, PFW/PFWA), Justin Smith DT (Second Team AP @ DT and DE), Joe Staley T (Second Team AP), Patrick Willis LB (First Team AP, PFW/PFWA)
- 2013** — NaVorro Bowman LB (First Team AP), Ahmad Brooks LB (Second Team AP), Vernon Davis TE (Second Team AP), Justin Smith DT (Second Team AP), Joe Staley T (Second Team AP)
- \*1 (1952) McElhenny was named UPI “Rookie of the Year” and Sport Magazine’s “Player of the Year.”
- \*2 (1957) Tittle was named UPI’s “Player of the Year.”
- \*3 (1970) Brodie was consensus NFL “Player of the Year” and consensus NFL “Offensive Player of the Year.”
- \*4 (1981) Dean was named NFLPA’s NFL “Defensive Lineman of the Year.”
- \*5 (1981) Montana was named MVP of Super Bowl XVI.
- \*6 (1982) Clark was named Sports Illustrated’s NFL “Player of the Year.”
- \*7 (1984) Montana was named MVP of Super Bowl XIX.
- \*8 (1986) Rice was named Sports Illustrated’s NFL “Player of the Year.” He was also named NFL “Offensive Player of the Year.”
- \*9 (1987) Rice was consensus NFL “Player of the Year” and consensus NFL “Offensive Player of the Year.”
- \*10 (1988) Craig was named UPI NFC “Offensive Player of the Year,” AP’s NFL “Offensive Player of the Year,” and Sports Illustrated’s NFL “Player of the Year.”
- \*11 (1988) Rice was named MVP of Super Bowl XXIII.
- \*12 (1988) Taylor was named NFLPA’s NFC “Special Teams Player of the Year.”
- \*13 (1989) Montana was named MVP of Super Bowl XXIV, consensus NFL “Player of the Year,” and consensus NFL “Offensive Player of the Year.”
- \*14 (1990) Haley was named UPI NFC “Defensive Player of the Year.”
- \*15 (1990) Montana was named AP’s NFL MVP, and Male Athlete of the Year. He was also named “Sportsman of the Year” by Sports Illustrated.
- \*16 (1990) Rice was named Sports Illustrated’s NFL “Player of the Year.”
- \*17 (1992) Young was consensus NFL “Player of the Year” and consensus NFL “Offensive Player of the Year.”
- \*18 (1993) Rice was AP’s “Offensive Player of the Year” and NEA’s “Offensive Player of the Year.”
- \*19 (1994) Young was consensus NFL “Player of the Year.”
- \*20 (1997) Stubblefield was NFL “Defensive Player of the Year.”
- \*21 (2006) Gore was named PFWA’s “Most Improved Player.”
- \*22 (2007) Willis was named AP’s and PFWA’s “Defensive Rookie of the Year.”
- \*23 (2009) Willis was named “Linebacker of the Year” by the NFL Alumni.

A AFC – All–America Football Conference, AP – Associated Press, CBS – CBS–TV, CO – Coaches All Pro Team, CPNW – College and Pro Football Newsweekly, CPFN – College and Pro Football Weekly, DMN – Dallas Morning News, DN – Detroit News, DP – Detroit Press, FD – Football Digest, FI – NFL Films, FN – Football News, FW – Pro News Football Weekly, HE – Hearst All–Pro, HF – Pro Football Hall of Fame, IN – International News Service, NA – The National, NEA – Newspaper Enterprise Association, NYN – New York News, PFD – Pro Football Digest, PFI – Pro Football Illustrated, PFW – Pro Football Weekly, PFWA – Pro Football Writers, SI – Sports Illustrated, SN – Sporting News, SP – Sport Magazine, UPI – United Press International, USA – USA Today

## 49ERS TRADE HISTORY

## 1950

HB Emil Sitko from LA Rams for HB Glenn Davis.

E Gordy Soltau from Cle. for 1951 No. 4 draft choice.

DB Howie Livingston from Was. for undisclosed considerations.

## 1952

HB J.R. Boone from Chi. for 1953 No. 6 draft choice.

## 1953

E Bob Van Doren from Cle. for 1954 No. 8 draft choice.

HB Fred Bruney from Cle. for 1954 No. 10 draft choice.

## 1954

HB John Henry Johnson from Pit. for HB Ed Pullerton.

HB John Williams from Was. for T Ray Collins.

QB Arnie Galiffa from NYG for DE Bob Van Doren.

## 1955

C Ed Beatty from LA Rams for HB Jim Cason, G Nick Feher, and 1956 No. 5 draft choice.

E Ted Vaught from Phi. for undisclosed future draft choice.

## 1956

T Bob Cross from LA Rams for 1957 No. 3 draft choice.

## 1957

HB Bill Stits from Det. for HB John Henry Johnson and a 1958 No. 7 draft choice.

LB Marv Matuszak from Pit. for QB Earl Morrall and G Mike Sandusky.

HB Val Joe Walker from Det. for 1958 No. 15 draft choice.

## 1960

LB Jerry Wilson from Phi. for G John Wittenborn.

1961 No. 1a draft choice (HB Jimmy Johnson) from Pit. for DB Dick Moegle.

1961 No. 1b draft choice (QB Billy Kilmer) from Bal. for TE Dee Mackey.

## 1961

G/LB Lou Cordileone from New York Giants for QB Y.A. Tittle.

## 1962

DB Elbert Kimbrough from LA Rams for DE Lou Cordileone.

C John Mellekus from Chi. for 1963 No. 4 draft choice.

HB Bobby Gaiters from NYG for E Aaron Thomas.

## 1963

1965 No. 1 draft choice (DB George Donnelly) from Cle. for Cleveland signing free agent G Ted Connolly.

LB Mike Dowdle from Dal. for HB Jim Ridlon.

T Roy Williams from Min. for 1965 No. 8 draft choice.

## 1964

C Frank Morze from Cle. for 1965 No. 6 draft choice.

## 1965

HB John David Crow from StL for HB Abe Woodson.

DE Dan LaRose from Bal. for 1966 No. 7 draft choice.

## 1967

1967 No. 1 draft choice (QB Steve Spurrier) from Atl. for FL Bernie Casey, G Jim Wilson, and T Jim Norton.

## 1968

LB Harold Hays from Dal. for 1969 No. 3 draft choice.

DE Kevin Hardy from NO Saints as compensation for Saints' signing E Dave Parks.

1968 No. 1 draft choice (TE Ted Kwalick) – see Dave Parks above.

WR Clifton McNeil from Cle. for 1969 No. 2 draft choice.

## 1969

G Randy Beisler from Phi. for QB George Mira.

DB Roosevelt Taylor from Chi. for G Howard Mudd.

KR Noland Smith from KC Chiefs for 1970 No. 3 draft choice.

## 1970

PK Bruce Gossett from LA Rams for HB Kermit Alexander and 1970 No. 2 draft choice.

## 1972

DE Rolf Krueger from StL for 1973 No. 2 draft choice and 1974 No. 3 draft choice.

## 1973

RB Randy Jackson from Buf. for DT Earl Edwards.

WR Danny Abramowicz from NO for 1974 No. 4 & 5 draft choices.

## 1974

TE Tom Mitchell from Bal. for returned Colts' 1975 No. 3 draft choice and 1976 No. 4 draft choice.

T Bob Penchion from Buf. for 1975 No. 7 draft choice.

WR Robert West from KC for 1975 No. 6 draft choice.

QB Norm Snead from NYG for 1975 No. 3 draft choice and 1976 No. 4 draft choice.

1976 No. 1 draft choice (choice traded to Patriots for QB Jim Plunkett) from Hou. for RB Vic Washington.

## 1975

WR Bob Hayes from Dal. for 1976 No. 3 draft choice.

LB Dave Washington from Buf. for 1977 No. 5 draft choice.

CB Nate Allen from KC for G Randy Beiser and Saints 1976 No. 3 choice.

## 1976

WR Willie McGee and LB Bruce Elia from TB for QB Steve Spurrier.

QB Jim Plunkett from NE for QB Tom Owens, 1976 & '77 No. 1 choices, 1976 Houston's No. 1 choice, and 1977 No. 1 choice.

G Steve Lawson from Min. for DB Windlan Hall.

QB Marty Domres from Bal. for 1978 No. 5 draft choice.

TE Jim Obradovich from NYG for 1977 No. 8 draft choice.

WR Jim Lash from Min. for RB Sammy Johnson.

## 1977

LB Ed Bradley from Sea. for DT Bill Sandifer.

DT Ed Galigher from NYJ for 1977 No. 3 draft choice.

TE Paul Seal from NO for G John Watson.

## 1978

RB O.J. Simpson from Buf. for 1979 No. 1 draft choice, 1978 & '79 No. 2 draft choices, 1978 No. 3 draft choice, and 1979 No. 4 draft choice.

WR Larry Jones from Was. for TE Tom Mitchell and 1978 No. 8 draft choice.

WR Freddie Solomon and S Vern Rober–son from Mia. for RB Delvin Williams.

FB Greg Boykin from NO for DB Ralph McGill.

LB Joe Harris from Was. for 1978 Vikings No. 6 draft choice.

G Steve Knutson from GB for 1979 No. 8 draft choice.

S Chuck Crist from NO for LB Skip Vanderbundt.

S Bob Jury and 1979 Cowboys No. 3 draft choice (QB Joe Montana) from Sea. for 1979 No. 3 draft choice.

## 1979

CB Melvin Morgan from Cin. for 1980 No. 7 draft choice.

RB Mike Hogan from Phi. for 1981 No. 7 draft choice.

S Tim Gray from KC for 1980 No. 9 draft choice.

S Tony Dungy from Pit. for 1980 No. 10 draft choice.

CB Charles Cornelius from Mia. for 1980 No. 11 draft choice.

RB Lenvil Elliott from Cin. for the first right to waived players.

## 1980

DB Scott Perry from Cin. for 1981 No. 9 draft choice.

DB Ray Rhodes and WR Jimmy Robinson from NYG for S Tony Dungy and FB Mike Hogan.

TE Charle Young from LA Rams for 1980 No. 3 draft choice and 1983 unconditional No. 4 draft choice.

LB Thomas Henderson from Dal. for 1981 No. 4 draft choice.

DT Jim Krahl from Bal. for 1981 No. 10 draft choice.

# 49ERS TRADE HISTORY (CONT.)

## 1981

QB Guy Benjamin from NO for 1982 No. 6 draft choice.

G/T Dan Audick from SD for 1982 No. 3 draft choice.

FB Johnny Davis from TB for RB/WR James Owens.

RB Amos Lawrence from SD for 1984 No. 4 draft choice.

DE Fred Dean from SD 1983 No. 2 draft choice and option to exchange 1983 No. 1 draft choices.

## 1982

TE Russ Francis from NE for 1982 No. 1 & No. 4 draft choices.

LB Bob Horn from SD for 1983 No. 8 draft choice.

T Lindsey Mason from LA Raiders for 1983 Raiders No. 5 draft choice acquired for DE Cedrick Hardman in 1980.

## 1983

RB Wendell Tyler from LA Rams for 1983 No. 2 draft choice and 1983 Broncos No. 4 draft choice.

QB Matt Cavanaugh from NE for 1984 No. 7 draft choice.

P Tom Orosz from Mia. for 1984 Bears No. 12 draft choice.

## 1984

DT Louie Kelcher from SD for 1984 No. 8 and No. 12 draft choices and 1985 conditional No. 9 draft choice.

DT Manu Tuiasosopo from Sea. for 1984 Buccaneers No. 4 draft choice and 1985 No. 10 49ers' draft choice.  
CB Mario Clark from Buf. for 1985 No. 4 draft choice.

DT Gary Johnson from SD for 1986 No. 5 and No. 11 draft choices.

## 1985

1985 No. 1 draft choice (WR Jerry Rice) from NE for 1985 No. 1, 2, and 3 draft choices.  
LB Fulton Kuykendall from Atl. for DE/DT Lawrence Pillers.

C Jim Leonard from TB for 1986 No. 12 draft choice.

CB Tory Nixon from Was. for 1986 No. 6 draft choice.

## 1986

QB Jeff Kemp from LA Rams for 1986 Lions No. 3 draft choice.

RB Joe Cribbs from Buf. for 1987 No. 3 and 1988 No. 5 draft choices.

1986 No. 2 draft choice (DE Larry Roberts) from Det. for 1986 Bills No. 2 draft choice.

1986 No. 3a draft choice (FB Tom Rathman) from Buf. for 1986 Cowboys No. 1 draft choice and 1986 49ers No. 10 draft choice.

1986 No. 3b draft choice (CB Tim McKyer) from Phi. for QB Matt Cavanaugh.

1986 No. 4a draft choice (LB Charles Haley) from Cle. for 1986 Lions No. 3a draft choice.

1986 No. 4b draft choice (T Steve Wallace) from Was. for 1986 Lions No. 3b draft choice.

1986 No. 6 draft choice (FS Don Griffin) from NYJ for T Billy Shields.

## 1987

LB Keith Browner from TB for 1988 No. 6 draft choice.

QB Steve Young from TB for 1987 No. 2 and 4 draft choices.

## 1988

WR Wes Chandler from NO for C Fred Quillan.

## 1991

LB Tim Harris from GB for 1992 No. 2 draft choice and 1993 No. 2 draft choice.

## 1992

1993 No. 2 draft choice and 1994 No. 3 draft choice from Dal. for DE Charles Haley.

## 1993

1993 No. 1 draft choice from KC for QB Joe Montana and S David Whitmore.

1993 No. 1 draft choice (DE Dana Stubblefield) from NO for 1993 Chiefs No. 1 draft choice.

1994 No. 1 draft choice (choice trade to Rams for 1994 Falcons No. 1 draft choice) from SD for 1993 Raiders' No. 2 draft choice.

## 1994

1994 No. 1a draft choice (DT Bryant Young) from Atl. via Ind. and LA Rams for 1994 Chargers No. 1 draft choice, 1994 49ers No. 2 draft choice and 1994 Eagles No. 3 draft choice.

1994 No. 1b draft choice (FB William Floyd) from Dal. for 1994 No. 1 and 7 draft choices.

## 1995

1995 No. 1 draft choice (WR J.J. Stokes) from Atl. via Cle. for 1995 No. 1 and No. 3 draft choices, 1995 Chiefs No. 4 draft choice and 1996 No. 1 draft choice.

CB Marquez Pope from StL for 1995 No. 2 draft choice.

## 1996

RB Terry Kirby from Mia. for 1997 No. 4 draft choice.

## 1998

LB Anthony Peterson from Chi. for 1998 No. 7 draft choice.

T Jamie Brown from Den. for 1999 No. 2 draft choice.

1998 No. 7 draft choice (WR Ryan Thelwell) from Pit. via Atl. for 1999 No. 6 draft choice.

## 1999

DE Roy Barker and TE Irv Smith to Cle. for past considerations.

QB Ty Detmer and 1999 No. 4 draft pick to Cle. for 1999 No. 4 and No. 5 draft picks.

G Kevin Gogan to Mia. for 1999 No. 5 draft pick.

QB Jim Druckenmiller to Mia. for 2000 No. 7 and 2001 No. 7.

CB Craig Newsome from GB for 2000 No. 5 draft choice.

1999 No. 1 draft choice (DT Reggie McGrew) from Mia. for 1999 No. 1 and No. 5 draft choices.

1999 No. 4a draft choice (CB Anthony Parker) from Cle. for FB Marc Edwards.

1999 No. 4b draft choice (CB Pierson Prioleau) and No. 6 draft choice (WR Tai Streets) from Ind. for 1999 No. 4 draft choice.

## 2000

2000 No. 1 draft choice (3) to Was. for two 2000 No. 1 draft choices (12) and (24) (Ahmed Plummer) and No. 4 draft choice.

2000 No. 1 draft choice (12) to NYJ for 2000 No. 1 (16) (Julian Peterson) and No. 2 (48) (Jason Webster) draft choices.

2000 No. 3 draft choice (Jeff Ulbrich) from Sea. for 2000 No. 4 and No. 7 draft choices.

2000 No. 4 draft choice (98) to GB for 2000 No. 4 (108) (John Keith) and No. 5 (132) draft choices.

2000 No. 5 draft choice (John Milem) from Chi. for 2000 No. 6 and No. 7 draft choices.

2000 No. 7 draft choice (Tim Rattay) from NE for 2001 No. 6 draft choice.

CB R.W. McQuarters to Chi. for 2001 conditional draft pick.

## 2001

2001 No. 1 (9), No. 3 (82) and No. 7 (222) draft choices to Sea. for No. 1 (7) (Andre Carter) and No. 6 (191) (Menson Holloway).

2001 No. 2 (41), No. 3 (71) and No. 4 (105) draft choices to GB for 2001 No. 2 (47) (Jamie Winborn), No. 3 (80 & 82) (Kevan Barlow), No. 6 (179) (Rashad Holman) and No. 7 (222) draft choices.

## 2002

2002 No. 2 (61) draft choice to Buf. for 2002 No. 3 (69) (Saleem Rasheed) and No. 4 (102) draft choices (Jeff Chandler).

QB Cade McNown from Mia. for 2003 No. 7 conditional draft choice.



# 49ERS TRADE HISTORY

## (CONT.)

### 2004

WR Terrell Owens to Bal. for 2004 No. 2 (51) draft choice.

2004 No. 2 (51) draft choice to Bal. for DT Brandon Whiting (via Philadelphia).

2004 No. 1 (16) draft choice to Phi. for 2004 No. 1 (28) and No. 2 (58) draft choices (Shawntae Spencer).

2004 No. 1 (28) draft choice to Car. for 2004 No. 1 (31) (Rashaun Woods) and No. 4 (127) draft choices (Richard Seigler).

2004 No. 4 (112) and No. 5 (147) draft choices to Chi. for 2004 No. 4 (104) draft choice (Isaac Sopoaga).

2004 No. 6 (179) draft choice to GB for 2004 No. 6 (188) (Andy Lee) and No. 7 (226) draft choices (Christian Ferrara).

### 2005

2005 No. 4 (102) and No. 6 draft choices (175) to Phi. for 2005 No. 3 draft choice (94) (Adam Snyder).

LB John Engelberger to Den. for CB Willie Middlebrooks

LB Jamie Winborn to Jac. for 2006 No. 7 (236) draft choice.

QB Tim Rattay to TB for 2006 No. 6 (192) draft choice.

### 2006

WR Brandon Lloyd to Was. for 2006 No. 3 (84) draft choice.

WR Rashaun Woods to SD for CB Sammy Davis.

2006 No. 2 (37) and No. 3 (68) draft choices to Den. in exchange for No. 1 (22) (Manny Lawson) draft choice from Den.

2006 No. 7 (213 & 236) to Jac. for No. 6 (197) draft choice (Melvin Oliver).

QB Ken Dorsey and a 2007 No. 7 (213) draft choice to Cle. for QB Trent Dilfer.

QB Cody Pickett to Hou. for a 2007 conditional draft choice.

CB Mike Rumph to Was. for WR Taylor Jacobs.

RB Kevan Barlow to NYJ for 2007 No. 4 (124) draft choice.

### 2007

2007 No. 4 (110) and 2008 No. 1 draft choices to NE in exchange for No. 1 (28) draft choice (Joe Staley).

2007 No. 4 (124) draft choice to Sea. in exchange for WR Darrell Jackson.

2007 No. 2 (42) and No. 4 (126) draft choices to Ind. in exchange for 2008 No. 1 draft choice.

### 2009

2009 No. 2 (43) and 2009 No. 4 (111) draft choices to Car. in exchange for 2010 No. 1 draft choice.

### 2010

QB Shaun Hill to Det. in exchange for 2011 No. 7 draft choice.

2010 No. 5 (145) draft choice to Mia. in exchange for WR Ted Ginn Jr.

2010 No. 1 (13) and 2010 No. 4 (113) draft choices to Den. in exchange for 2010 No. 1 (11) draft choice (Anthony Davis).

2010 No. 3 (79) draft choice to SD in exchange for 2010 No. 3 (91st) (Navorro Bowman), 2010 No. 6 (173) (Anthony Dixon) and 2011 No. 4 draft choice.

WR Isaac Bruce to StL

DT Kentwan Balmer to Sea. in exchange for 2011 No. 6 draft choice

### 2011

2011 No. 2 (45), No. 4 (108) and No. 5 (141) draft choices to Den. in exchange for 2011 No. 2 (36) draft choice (Colin Kaepernick)

2011 No. 3 (76) to Jax. in exchange for 2011 No. 3 (80) (Chris Culliver) and 2011 No. 6 (182) (Ronald Johnson).

2011 No. 6 (174) and 2011 No. 7 (231) to GB in exchange for 2011 No. 5 (163) draft choice (Daniel Kilgore).

S Taylor Mays to Cin. in exchange for an undisclosed draft choice.

### 2012

2012 No. 3 (92) to Ind. in exchange for 2012 No. 4 (97) draft choice and 2013 No. 5 draft choice.

2012 No. 4 (97) to Mia. in exchange for 2012 No. 4 (103) draft choice and 2012 No. 6 (196, from NO) draft choice and Dolphins 2013 No. 6 draft choice.

2012 No. 4 (103) to Car. in exchange for 2012 No. 6 (180) draft choice (Trenton Robinson) and Panther 2013 No. 3 draft choice.

2012 No. 4 (125) draft choice and 2012 No. 6 (196, from NO via Mia.) in exchange for 2012 No. 4 (117) draft choice (Joe Looney).

S Colin Jones to Car. in exchange for an undisclosed draft choice.

### 2013

QB Alex Smith to KC in exchange for 2013 No. 2 (34) draft choice and a conditional draft choice in 2014.

2013 No. 6 (199) draft choice to Bal. in exchange for WR Anquan Boldin.

2013 No. 5 (164) draft choice and 2013 No. 7 (227, from Cin.) to Cle. in exchange for QB Colt McCoy and 2013 No. 6 (173) draft choice.

2013 No. 1 (31) and No. 3 (74) draft choices to Dal. in exchange for 2013 No. 1 (18) (Eric Reid).

2013 No. 2 (34) draft choice to Ten. in exchange for 2013 No. 2 (40) (Cornelius "Tank" Carradine), 2013 No. 7 (216) draft choices and 2014 No. 3 (77, Chris Borland) draft choice.

2013 No. 2 (61) and No. 6 (173) draft choices to GB in exchange for 2013 No. 2 (55) (Vance McDonald).

2013 No. 3 (93) and No. 6 (216) draft choices to GB in exchange for 2013 No. 3 (88) (Corey Lemonier).

WR A.J. Jenkins to KC in exchange for WR Jon Baldwin.

LB Parys Haralson to NO in exchange for an undisclosed draft choice.

LB Cam Johnson to Ind. in exchange for an undisclosed draft choice.

### 2014

An undisclosed draft pick to Jax in exchange for QB Blaine Gabbert.

An undisclosed draft pick to Mia. in exchange for T Jonathan Martin.

An undisclosed draft pick to Buf. in exchange for WR Stevie Johnson.

2014 No. 2 (56, from KC) draft choice and 2014 No. 7 (242, from NO) to Den. in exchange for 2014 No. 2 (63), No. 5 (171) and 2015 No. 4 draft choice.

2014 No. 2 (63, from Den.) draft choice and 2014 No. 5 (171, from Den.) to Mia. in exchange for 2014 No. 2 (57) (Carlos Hyde) draft choice.

2014 No. 2 (61) draft choice to Jax in exchange for 2014 No. 3 (70) (Marcus Martin) and No. 5 (150) (Aaron Lynch) draft choice.

2014 No. 3 (94) draft choice to Cle. in exchange for 2014 No. 4 (106) (Bruce Ellington) and No. 6 (180) (Kenneth Acker) draft choices.

# ALL-TIME ALPHABETICAL ROSTER

A					
Last	First	Position	College	Years	Jersey #
Abramowicz	Danny	WR	Xavier	1973–74	46
Adams	Anthony	DT	Penn State	2003–06	91
Adams	Mike	S	Delaware	2004–06	20
Adams	Phillip	CB	South Carolina St.	2010	35
Ahanotu	Chidi	DE	California	2003	72
Akers	David	K	Louisville	2011–12	2
Albert	Frank	QB	Stanford	1946–52	13, 63
Aldridge	Ben	HB	Oklahoma State	1952	38
Aldridge	Jerry	RB	Angelo State	1980	47
Alexander	Kermit	HB/DB	UCLA	1963–69	39
Allen	Nate	CB	Texas Southern	1975	27
Allen	Larry	G	Sonoma State	2006–07	71
Amey	Otis	WR	Sacramento State	2005	18
Anderson	Gary	K	Syracuse	1997	1
Anderson	Marques	S	UCLA	2005	25
Anderson	Terry	WR	Bethune–Cookman	1980	20
Anderson	Tim	S	Ohio State	1975	26
Andrus	Shane	K	Murray State	2009, '10	9
Anelli	Mark	TE	Wisconsin	2002–03	85
Anthony	Cornelius	LB	Texas A&M	2002–03	57
Arenas	Joe	HB	Omaha	1951–57	22, 82
Armour	Justin	WR	Stanford	1997 (P)	82
Asmus	Jim	P	Hawaii	1987	9
Asomugha	Nnamdi	CB	California	2013	28
Atkins	Baraka	DT	Miami	2009	76
Atkins	Bill	HB	Auburn	1958–59	29
Atkins	Dave	RB	Texas–El Paso	1973	28
Atkins	James	DT	Virginia Union	2004	75
Audick	Dan	T/G	Hawaii	1981–82	61
Ayers	John	G	West Texas State	1976–86	68

B					
Last	First	Position	College	Years	Jersey #
Baas	David	G	Michigan	2005–10	64
Babb	Gene	FB	Austin	1957–58	32
Babcock	Harry	E	Georgia	1953–55	88
Bahnsen	Ken	FB	North Texas State	1953	27
Bahr	Matt	K	Penn State	1981	10
Bajema	Billy	TE	Oklahoma State	2005–08	47
Baker	Dave	HB	Oklahoma	1959–61	25
Baker	Jason	P	Iowa	2001–02	7
Baker	Wayne	DT	Brigham Young	1975	78
Bakhtiari	Eric	LB	San Diego	2012	96
Balatti	Ed	E	Oakland High (Calif.)	1946–48	57
Baldassin	Mike	LB	Washington	1977–78	41, 52
Baldwin	John	C	Centenary	1947	25
<b>Baldwin</b>	<b>Jon</b>	<b>WR</b>	<b>Pittsburgh</b>	<b>2013–*</b>	<b>84</b>
Baldwin	Randy	RB	Mississippi	1995	21
Balmer	Kentwan	DE	North Carolina	2008–09	96
Banaszek	Cas	T	Northwestern	1967–77	79
Banducci	Bruno	G	Stanford	1946–54	33, 63
Banta–Cain	Tully	LB	California	2007–08	95
Barber	Mike	WR	Marshall	1989	86
Barker	Roy	DE	North Carolina	1996–98	92
Barlow	Kevan	RB	Pittsburgh	2001–05	32
Barnes	Larry	FB	Colorado	1957	35
Barnes	Pat	QB	California	1999	10
Barnett	Oliver	DL	Kentucky	1995	72, 77
Barrett	Jean	T	Tulsa	1973–80	77
Bartolo	Steve	RB	Colorado State	1988	41
Barton	Harris	T	North Carolina	1987–98	79
Barton	Kirk	T	Ohio State	2008	77
Bassi	Dick	G	Santa Clara	1946–47	35, 36
Battle	Arnaz	WR	Notre Dame	2003–09	83
Beach	Sanjay	WR	Colorado State	1991, 93	83, 86
Beals	Alyn	E	Santa Clara	1946–51	53
Beard	Ed	LB	Tennessee	1965–72	50
Beasley	Fred	FB	Auburn	1998–05	40
Beasley	Terry	WR	Auburn	1972, 74–75	83, 88
Beatty	Ed	C	Mississippi	1955–56	54
Beeson	Terry	LB	Kansas	1982	63
Beisler	Randy	G/T	Indiana	1969–74	65

Last	First	Position	College	Years	Jersey #
Belk	Bill	DE	Maryland State	1968–74	72
Bell	Shonn	TE	Clinch Valley	1999	82
Belser	Ceaser	LB	Arkansas AM&N	1974	50
Bender	Jacob	T	Nicholls State	2008	77
Benefield	Daved	LB	Cal State Northridge	1996	99
Benjamin	Guy	QB	Stanford	1981–83	7
Bentz	Roman	T	Tulane	1948	46
Berry	Rex	HB	Brigham Young	1951–56	23, 83
<b>Bethel–Thompson</b>	<b>McLeod</b>	<b>QB</b>	<b>Sacramento State</b>	<b>2013–*</b>	<b>5</b>
Bettiga	Mike	WR	Humboldt State	1973	80
Beverly	Ed	WR	Arizona State	1973	81
Black	Stan	DB	Mississippi State	1977	26
Blackmore	Richard	CB	Mississippi State	1983	44
Blades	Al	S	Miami (Fla.)	2001	45
Blevins	Tony	S	Kansas	1998	22
Blount	Ed	QB	Washington State	1987	10
Blue	Forrest	C	Auburn	1968–74	75
Bly	Dre'	CB	North Carolina	2009	31
Board	Dwayne	DE	North Carolina A&T	1979–88	76
Boatswain	Harry	T	New Haven	1991–94	65
Bogan	Dontavia	WR	South Florida	2011	9
<b>Boldin</b>	<b>Anquan</b>	<b>WR</b>	<b>Florida State</b>	<b>2013–*</b>	<b>81</b>
Bollinger	Brian	G	North Carolina	1992–94	71, 77
Bonham	Shane	DT	Tennessee	1998–99	78
Bono	Steve	QB	UCLA	1989–93	13
<b>Boone</b>	<b>Alex</b>	<b>G/T</b>	<b>Ohio State</b>	<b>2010–*</b>	<b>75</b>
Boone	J.R.	HB	Tulsa	1952	24
Bosley	Bruce	C/G	West Virginia	1956–68	77
Bouza	Matt	WR	California	1981	81
Bowles	Todd	S	Temple	1991	22
<b>Bowman</b>	<b>NaVorro</b>	<b>LB</b>	<b>Penn State</b>	<b>2010–*</b>	<b>53</b>
Boyd	Elmo	WR	Eastern Kentucky	1978	84
Boyd	Greg	DE	San Diego State	1984	98
Boyett	Lon	TE	Cal State Northridge	1978	82
Boykin	Greg	FB	Northwestern	1978	33
Bradley	Ed	LB	Wake Forest	1977–78	54
Bragonier	Dennis	S	Stanford	1974	27
Brandes	John	TE	Cameron	1993	85
Brandon	Michael	DE	Florida	1995–96	78
Bregel	Jeff	G	USC	1987–89	65
Brien	Doug	K	California	1994–95	4
Briggs	Diyral	LB	Bowling Green	2009, '10	50
Bristor	John	S	Waynesburg	1979	29
Britt	Charlie	HB	Georgia	1964	16
Brock	Clyde	T	Utah State	1963	75
<b>Brock</b>	<b>Tramaine</b>	<b>CB</b>	<b>Belhaven</b>	<b>2010–*</b>	<b>26</b>
Brockhaus	Jeff	K	Missouri	1987	5
Brodie	John	QB	Stanford	1957–73	12
Brohms	Jeff	QB	Louisville	1996–97	11
Bronson	Zack	S	McNeese State	1997–03	31
<b>Brooks</b>	<b>Ahmad</b>	<b>LB</b>	<b>Virginia</b>	<b>2008–*</b>	<b>55</b>
Brooks	Chet	DB	Texas A&M	1988–90	31
Brown	Dennis	DE	Washington	1990–96	96
Brown	Gary	T	Georgia Tech	1998	61
Brown	Hardy	LB	Tulsa	1951–55	33, 73
Brown	Jamie	T	Florida A&M	1998	72
Brown	Pete	C	Georgia Tech	1953–54	56
Brown	Ray	RB	South Carolina	1987	22
Brown	Ray	G	Arkansas State	1996–01	65
Brown	Tarell	CB	Texas	2007–13	25
Brown	Tony	DT	Memphis	2004–05	92
Browner	Keith	LB	USC	1987	59
Bruce	Arland	WR/KR	Minnesota	2003	19
Bruce	Gail	E	Washington	1948–51	54, 88
Bruce	Isaac	WR	Memphis	2008–09	88
Bruer	Bob	TE	Mankato State	1979–80	82
Brumfield	Jackson	E	Southern Mississippi	1954	80, 86
Bruney	Fred	HB	Ohio State	1953, 1956	45
Bryant	Antonio	WR	Pittsburgh	2006	81
Bryant	Bob	T	Texas Tech	1946–49	42
Bryant	Junior	DT	Notre Dame	1995–02	90
Buckey	Jeff	T	Stanford	1999	71
Buckley	Curtis	S	East Texas State	1996–98	28

Last	First	Position	College	Years	Jersey #
Buckner	Brentson	DT	Clemson	1998–00	99
Bull	Scott	QB	Arkansas	1976–78	19
Bungarda	Ken	T	Missouri	1980	64, 72
Bunz	Dan	LB	Long Beach State	1978–84	57
Burke	Don	LB	USC	1950–54	32, 38, 66, 68, 73
Burke	Vern	E	Oregon State	1965	84
Burns	Mike	DB	USC	1977	28
Burt	Jim	NT	Miami (Fla.)	1989–91	64
Bush	Steve	TE	Arizona State	2004–05	44
Butler	John	S	Principia	1987	26
Byham	Nate	TE	Pittsburgh	2010–11	82

Last	First	Position	College	Years	Jersey #
Collier	Tim	CB	East Texas State	1982–84	47
Collins	Glen	DE	Mississippi State	1987	79
Collins	Greg	LB	Notre Dame	1975	55
Collins	Ray	T	LSU	1950–52	43, 72
Comeaux	Darren	LB	Arizona State	1987	56, 59
Conklin	Cary	QB	Washington	1995	6
Conlee	Gerry	C	St. Mary's	1946–47	22
Connell	Mike	P	Cincinnati	1978	10
Conner	Clyde	E	Pacific	1956–63	86, 88
Connolly	Ted	G	Santa Clara–Tulsa	1954, 56–62	64, 65
Conway	Curtis	WR	USC	2004	89
Cook	Toi	DB	Stanford	1994	41
Cooke	Bill	DE	UMass (Amherst)	1976	76
Cooper	Adrian	TE	Oklahoma	1996	49
Cooper	Bill	FB	Muskingum	1961–64	34, 35
Cooper	Chris	DT	Nebraska–Omaha	2004–05	93
Cooper	Deke	S	Notre Dame	2006	35
Cooper	Earl	FB/TE	Rice	1980–85	49, 89
Cooper	George	LB	Michigan State	1987	52
Cooper	Josh	DE	Mississippi	2004–05	76
Cordileone	Lou	G–LB	Clemson	1961	74
Cornelius	Charles	DB	Bethune–Cookman	1979–80	28
Cortez	Jose	K	Oregon State	2001–02, '05	1, 6
Costa	Dave	T/G	Wisconsin	2001	76
Costanzo	Blake	LB	Lafayette	2011	51
Courtney	Matt	S	Idaho State	1987	45
Cousineau	Tom	LB	Ohio State	1986–87	57, 59
Cowlings	Al	DE	USC	1979	79
Cox	Greg	S	San Jose State	1988, 90–91	38
Cox	James	G	Stanford	1948	32
<b>Cox</b>	<b>Perrish</b>	<b>CB</b>	<b>Oklahoma State</b>	<b>2012–*</b>	<b>20</b>
<b>Crabtree</b>	<b>Michael</b>	<b>WR</b>	<b>Texas Tech</b>	<b>2009–*</b>	<b>15</b>
Craig	Roger	RB	Nebraska	1983–90	33
Crawford	Derrick	WR	Memphis State	1986	83
Crecion	Gabe	TE	UCLA	2004	47
Cribbs	Joe	RB	Auburn	1986–87	28
Crist	Chuck	DB	Penn State	1978	24
Cross	Bob	T	Kilgore J.C.	1956–57	78
Cross	Randy	G/C	UCLA	1976–88	51, 62
Crow	John David	HB	Texas A&M	1965–68	44
Crowe	Paul	HB	St. Mary's	1948	92
Crowell	Otis	T	Hardin–Simmons	1947	45
Cullity	Dave	T	Utah	1989	68
<b>Culliver</b>	<b>Chris</b>	<b>CB</b>	<b>South Carolina</b>	<b>2011–*</b>	<b>29</b>
Cundiff	Billy	K	Drake	2012	6
Cunningham	Doug	RB	Mississippi	1967–73	42
Cunningham	Jermaine	LB	Florida	2013	50
Curtis	Kevin	S	Texas Tech	2002	30

C					
Caldwell	Mike	WR	California	1995–96	13, 17, 81
Caldwell	Ravin	LB	Arkansas	1993 (P)	54
Calhoun	Mike	DT	Notre Dame	1980	60
Caliguire	Dean	C	Pittsburgh	1991	64
Calvelli	Tony	C	Stanford	1949	31
Campbell	Carter	LB	Weber State	1970	51
Campbell	Marion	T	Georgia	1954–55	76
Campora	Don	T	Pacific	1950, 1952	41, 76
Canley	Sheldon	RB	San Jose State	1991–92	20
Carapella	Al	T	Miami (Fla.)	1951–55	45, 75
Carmazzi	Giovanni	QB	Hofstra	2000–01	19
Carolan	Brett	TE	Washington State	1994–95	86
Carpenter	Dwaine	S	North Carolina A&T	2003–05	35
Carpenter	John	T	Michigan	1949	40
Carr	David	QB	Fresno State	2010	5
Carr	Earl	RB	Florida	1978	31
Carr	Eddie	HB	Olney High (Pa.)	1947–49	85
Carr	Paul	LB	Houston	1955–58	57
<b>Carradine</b>	<b>Tank</b>	<b>DT</b>	<b>Florida State</b>	<b>2013–*</b>	<b>95</b>
<b>Carrier</b>	<b>Derek</b>	<b>TE</b>	<b>Beloit</b>	<b>2013–*</b>	<b>46</b>
Carswell	Brandon	WR	USC	2013	84
Carter	Andre	DE	California	2001–05	96
Carter	Dexter	RB	Florida State	1990–94, 95–96	35
Carter	Michael	NT	Southern Methodist	1984–92	95
Casanega	Ken	HB	Santa Clara	1946, 1948	83
Casey	Bernie	E	Bowling Green	1961–66	30
Cason	Jim	HB	LSU	1948–52, '54	43, 93
Cassara	Frank	FB	St. Mary's	1954	32
Cathcart	Sam	HB	Santa Barbara State	1949–50, '52	28, 83, 86
Cathcart	Royal	HB	Santa Barbara State	1950	94
Cavanaugh	Matt	QB	Pittsburgh	1983–85	6
<b>Celek</b>	<b>Garrett</b>	<b>TE</b>	<b>Michigan State</b>	<b>2012–*</b>	<b>81, 88</b>
Ceresino	Gordy	LB	Stanford	1979	58
Cerne	Joe	C	Northwestern	1965–67	56
Chandler	Jeff	K	Florida	2002–03	3
Chandler	Wes	WR	Florida	1988	81
Chapple	Jack	LB	Stanford	1965	58
Cherry	Tony	RB	Oregon	1986–87	23
Childs	Jason	T	North Dakota	1993	76
Choma	John	G/C	Virginia	1981–83	60, 78
Churchman	Ricky	S	Texas	1980–81	33
Clark	Bryan	QB	Michigan State	1982–83	15
Clark	Don	G	USC	1948–49	31
Clark	Dwight	WR	Clemson	1979–87	87
Clark	Greg	TE	Stanford	1997–01	85
Clark	Mario	CB	Oregon	1984	29
Clark	Mike	DE	Florida	1982	90
Clark	Monte	T	USC	1959–61	63
Claybrooks	DeVone	DT	East Carolina	2003	93
Clayton	Thomas	RB	Kansas State	2008–*	33
Clement	Anthony	T	Louisiana–Lafayette	2005	67
Clements	Nate	CB	Ohio State	2007–10	22
Cline	Tony	DE	Miami (Fla.)	1976–77	82
Cline	Tony	TE	Stanford	1999	84
Cloherly	Colin	TE	Brown	20010	83
Cochran	Mark	T	Baylor	1987	66, 76
Coffee	Glen	RB	Alabama	2009	29
Cofer	Mike	K	North Carolina State	1988–93	6
Cohen	Joe	DT	Florida	2007	67
Colchico	Dan	E	San Jose State	1960–67	86
Collett	Elmer	G	San Francisco State	1967–72	66
Collie	Bruce	T/G	Texas–Arlington	1985–89, '92	69
Collier	Floyd	T	San Jose State	1948	48

D					
Daft	Kevin	QB	UC Davis	2001	17
<b>Dahl</b>	<b>Craig</b>	<b>S</b>	<b>North Dakota State</b>	<b>2013–*</b>	<b>43</b>
Dahl	Harvey	T	Nevada	2005–06	76
Dahms	Tom	T	San Diego State	1957	70
Dalman	Chris	C/G	Stanford	1993–00	50, 67
Daniels	B.J.	QB	South Florida	2013	5
Daniels	Clem	RB	Prairie View	1968	33, 34
Daughtery	Bob	HB	Tulsa	1966–67	29
<b>Davis</b>	<b>Anthony</b>	<b>T</b>	<b>Rutgers</b>	<b>2010–*</b>	<b>76</b>
Davis	Nate	QB	Ball State	2009	7
Davis	Eric	DB	Jacksonville State	1990–95	25
Davis	Jerome	T/DE	Minnesota	2002–04	75, 76, 92
Davis	Johnny	FB	Alabama	1981	38
Davis	Kyle	C	Oklahoma	1978	64
Davis	Leonard	G	Texas	2012	68
Davis	Sammy	CB	Texas A&M	2006	31
Davis	Tommy	K	LSU	1959–69	36
<b>Davis</b>	<b>Vernon</b>	<b>TE</b>	<b>Maryland</b>	<b>2006–*</b>	<b>85</b>
<b>Dawson</b>	<b>Phil</b>	<b>K</b>	<b>Texas</b>	<b>2013–*</b>	<b>9</b>
Dean	Floyd	LB	Florida	1963–64	50, 57, 82
Dean	Fred	DE	Louisiana Tech	1981–85	74
Dean	Kevin	LB	Texas Christian	1987	57
DeBerg	Steve	QB	San Jose State	1977–80	17
Debniak	Alex	FB	Stanford	2013	44
Deese	Derrick	G/T	USC	1992–03	63

Last	First	Position	College	Years	Jersey #
DeLong	Keith	LB	Tennessee	1989–93	59
Dent	Richard	DE	Tennessee State	1994	95
Dercher	Dan	T	Kansas	1999–00	79
DeSimone	Rick	TE	Cal State Northridge	1978	87
Detmer	Ty	QB	BYU	1998	11
<b>Dial</b>	<b>Quinton</b>	<b>DT</b>	<b>Alabama</b>	<b>2013–*</b>	<b>71</b>
Dilfer	Trent	QB	Fresno State	2006–07	12
Dixon	Al	TE	Iowa State	1984	84
Dixon	Anthony	RB	Mississippi State	2010–13	24
<b>Dobbs</b>	<b>Demarcus</b>	<b>TE/DT</b>	<b>Georgia</b>	<b>2011–*</b>	<b>96,83</b>
Dodge	Dedrick	S	Florida State	1994–96	33
Doleman	Chris	DE	Pittsburgh	1996–98	56
Doman	Brandon	QB	BYU	2002, 04	11
Domres	Marty	QB	Columbia	1976	14, 16
Donahue	Mitch	LB	Wyoming	1991–92	54
Donnelly	George	DB	Illinois	1965–67	20
Donohue	Leon	T	San Jose State	1962–64	72
<b>Dorsey</b>	<b>Glenn</b>	<b>DL</b>	<b>Louisiana State</b>	<b>2013–*</b>	<b>90</b>
Dorsey	Ken	QB	Miami (Fla.)	2003–05	7
Douglas	Marques	DE	Howard	2005–07	94
Dove	Eddie	HB	Colorado	1959–62	44
Dow	Harley	G	San Jose State	1950	40
Dowdle	Mike	LB	Texas	1963–66	53
Downing	Walt	C/G	Michigan	1978–83	62
Downs	Bob	G	USC	1951	32
Draft	Chris	LB	Stanford	1999	57
Drake	Joe	NT	Arizona	1987	61
Drakeford	Tyronne	DB	Virginia Tech	1994–97, 2001	22, 33
Dressel	Chris	TE	Stanford	1987, 92	47, 88
Druckemiller	Jim	QB	Virginia Tech	1997–98	14
DuBose	Doug	RB	Nebraska	1987–88	25
Duckett	Damane	DT, T	East Carolina	2006–08	63, 95
Dugan	Fred	E	Dayton	1958–59	87
Duncan	Maury	QB	San Francisco State	1954–55	12
Dungy	Tony	DB	Minnesota	1979	27
Dupree	Terrence	TE	Duke	2000	84
Durdan	Don	HB	Oregon State	1946–47	93
Durham	Darius	WR	San Diego State	1983	84
Durrette	Michael	G	West Virginia	1986–87	64

**E**

Easley	Walt	FB	West Virginia	1981–82	31
Edwards	Braylon	WR	Michigan	2011	17
Edwards	Earl	DT	Wichita State	1969–72	74
Edwards	Marc	RB	Notre Dame	1997–98	44
Elam	Cleveland	DE	Tennessee State	1975–78	72
Elam	Shane	LB	Mississippi	2001	59
Elia	Bruce	LB	Ohio State	1976–78	51, 55
Elliott	Charles	T	Oregon	1948	46
Elliott	Lenvil	RB	N.E. Missouri State	1979–81	35
Ellison	Atiyah	DE/DT	Missouri	2007	78
Ellison	Riki	LB	USC	1983–89	50, 69
Elston	Art	C	South Carolina	1946–48	21, 36
Emanuel	Ben	S	UCLA	2005	38
Enderle	Dick	G	Minnesota	1976	63
Endriss	Al	E	San Francisco State	1952	85
Engelberger	John	DE	Virginia Tech	2000–04	95
Ervin	Ricky	RB	USC	1995	32
Eshmont	Len	HB	Fordham	1946–49	81
Estes	Patrick	T	Virginia	2005–07	78, 88
Etcheverry	Sam	QB	Denver	1963	14
Etienne	LeRoy	LB	Nebraska	1990	50
Evans	Demetric	DT	Georgia	2009–10	93
Evans	Ray	G	Texas Western	1949–50	38, 46
Evansen	Paul	G	Oregon State	1948	36

**F**

Fagan	Kevin	DE	Miami (Fla.)	1987–93	75
Fahnhorst	Jim	LB	Minnesota	1984–90	55
Fahnhorst	Keith	T	Minnesota	1974–87	71, 89
Fann	Chad	TE	Florida A&M	1997–99	86
Faryniarz	Brett	LB	San Diego State	1993	57
Faylor	John	S	Santa Clara	1987	19, 47
Fehrer	Nick	G	Georgia	1951–54	37, 67
Ferrari	Ron	LB	Illinois	1982–86	54

Last	First	Position	College	Years	Jersey #
Ferrell	Bob	RB	UCLA	1976–80	38
Fields	Ronald	DT	Mississippi State	2005–08	93, 95
Fiore	Dave	T	Hofstra	1996, 98–02	72, 74
Fisk	Bill	E	USC	1946–47	56
Flagler	Terrence	RB	Clemson	1987–89	32
Flanigan	Jim	DT	Notre Dame	2002	75
Fleck	P.J.	WR	Northern Illinois	2004–05	10
Fleming	Darius	LB	Notre Dame	2012–13	58
Flores	Mike	DE	Louisville	1995	92
Floyd	William	FB	Florida State	1994–97	40
Foreman	Jay	LB	Nebraska	2006	51
Forrest	Ed	C	Santa Clara	1946–47	24, 34
Foster	DeShaun	RB	UCLA	2008	29
Foster	Roy	G	USC	1991–93	67
Fountaine	Jamal	DE	Washington	1995	52, 56
Franceschi	Pete	HB	San Francisco	1946	82
Francis	Phil	RB	Stanford	1979–80	48
Francis	Russ	TE	Oregon	1982–87	81
Frank	John	TE	Ohio State	1984–88	86
Franklin	Aubrayo	DT	Tennessee	2007–10	92
Franklin	Tracy	G	San Jose State	1987	63
Freitas	Jesse	QB	Santa Clara	1946	62
Fuller	Jeff	S/LB	Texas A&M	1984–89	49
Fuller	John	DB	Lamar Tech	1968–72	23, 30

**G**

Gagliano	Bob	QB	Utah State	1986–87	11
Gaiters	Bob	HB	New Mexico State	1962–63	35
Galiffa	Arnie	QB	Army	1954	16
Galigher	Ed	DT	UCLA	1977–79	75
Garcia	Jeff	QB	San Jose State	1999–03	5
Garlin	Don	HB	USC	1949–50	88
Garner	Charlie	RB	Tennessee	1999–00	25
Garnett	Scott	NT	Washington	1985	92
Garrett	Len	TE	New Mexico Highlands	1975	82
Gash	Thane	S	East Tennessee State	1992	31
Gavric	Momcilo	K	Belgrade	1969	17
Gehrke	Fred	HB	Utah	1950	81
Gervais	Rick	S	Stanford	1981–83	24
Gibson	Thaddeus	LB	Ohio State	2010	59
Gilbert	Lewis	TE	Florida	1980	82
Gilmore	Bryan	WR	Midwestern State	2006–07	81, 84
Ginn Jr.	Ted	WR	Ohio State	2010–12	19
Givens	Reggie	LB	Penn State	1998–99	59
Gladney	Tony	WR	Nevada–Las Vegas	1987	17, 86
Glover	Clyde	DE	Fresno State	1987	93
Goad	Paul	FB	Abilene Christian	1956	36
Gogan	Kevin	G	Washington	1997–98	66
Goldson	Dashon	S	Washington	2007–12	38
Gonsoulin	Austin	DB	Baylor	1967	35
Gonzaga	John	T	Mt. Diablo High (Calif.)	1956–59	76
Gooden	Tavares	LB	Miami	2011–12	56
Goodspeed	Dan	T/G	Kent State	2001	72
Goodwin	Jonathan	C	Michigan	2011–13	59
Gordon	Steve	C	California	1998	59, 64
<b>Gore</b>	<b>Frank</b>	<b>RB</b>	<b>Miami (Fla.)</b>	<b>2005–*</b>	<b>21</b>
Goss	Antonio	LB	North Carolina	1989, 91–95	98
Gossett	Bruce	K	Richmond	1970–74	30
Gragg	Scott	T	Montana	2000–04	78
Grant	Alan	CB	Stanford	1992	24, 26
Grant	Larry	LB	Ohio State	2011–12	54
Gray	Tim	DB	Texas A&M	1979	30
Grbac	Elvis	QB	Michigan	1993–96	18
Green	Jacob	DE	Texas A&M	1992	76
Green	Roderick	DE/LB	Central Missouri St.	2006–08	54
Greene	Kevin	LB	Auburn	1997	91
Greenlee	Fritz	LB	Arizona	1969	59
Greer	Terry	WR	Alabama State	1987–89	29, 82, 83
Gregory	Garland	G	Louisiana Tech	1946–47	32
Grgich	Visco	G	Santa Clara	1946–52	34, 38, 47, 64
Griffin	Don	CB	Middle Tennessee St.	1986–93	29
Gutierrez	Brock	C	Central Michigan	2003–04	52

Last	First	Position	College	Years	Jersey #
<b>H</b>					
Hadley	Ron	LB	Washington	1987–88	54
Haggans	Clark	LB	Colorado State	2012	51
Haley	Charles	LB	James Madison	1986–91, 98–99	94, 95
Hall	Chad	WR	Air Force	2012	14
Hall	Dana	S	Washington	1992–94	28
Hall	Darryl	S	Washington	1995	43
Hall	Forrest	HB	San Francisco	1948	88
Hall	Parker	HB	Mississippi	1946	64, 84
Hall	Rhett	DT	California	1994	91
Hall	Travis	DE	BYU	2005	92
Hall	Windlan	DB	S. Arizona State	1972–75	43
Hampton	Jewel	RB	Southern Illinois	2012	33
Hamilton	Derrick	WR	Clemson	2004–05	88
Handley	Dick	C	Fresno State	1947	26
Hanks	Merton	CB	Iowa	1991–98	36
Hannon	Chris	WR	Tennessee	2008	15
Hanshaw	Tim	G	BYU	1995–98	77
Hanson	Joselio	DB	Texas Tech	2004–05	27
Hantla	Bob	G	Kansas	1954–55	69
Haralson	Parys	LB	Tennessee	2006–12	98
Hardman	Cedrick	DE	North Texas State	1970–79	86
Hardy	Adrian	CB	Northwestern State	1993–94	45
Hardy	Andre	FB	St. Mary's	1987	47
Hardy	Carroll	HB	Colorado	1955	27
Hardy	Edgar	G	Jackson State	1973	63
Hardy	Kevin	DT	Notre Dame	1968	68, 86
Harkey	Lem	HB	Emporia State	1955	32
Harmon	Derrick	RB/KR	Cornell	1984–86	24
Harper	Chris	WR	Kansas State	2013	13
Harper	Willie	LB	Nebraska	1973–83	59
Harris	Joe	LB	Georgia Tech	1978	50
Harris	Kwame	T	Stanford	2003–07	77
Harris	Mark	WR	Stanford	1996–99	19, 88
Harris	Marques	LB	Southern Utah	2009	54
Harris	Tim	LB	Memphis State	1991–92, 94–95	92, 99
Harris	Tony	WR	Toledo	1971	20
Harris	Walt	CB	Mississippi State	2006–09	27
Harrison	Bob	LB	Oklahoma	1959–61, 65–67	54
Harrison	Dennis	DE	Vanderbilt	1986	96
Harrison	Kenny	WR	Southern Methodist	1976–78	83
Harrison	Martin	LB	Washington	1990–93	56, 57
Hart	Jeff	T	Oregon State	1975	68
Hart	Tommy	DE	Morris Brown	1968–77	53
Harty	John	DT	Iowa	1981–83, 85–86	75
Hastings	Joe	WR	Washburn	2011	13
Hauck	Tim	S	Montana	2002	45
Hawthorne	Duane	CB	Northern Illinois	2002	43
Hayes	Bob	WR	Florida A&M	1975	22
Hays	Harold	LB	Southern Mississippi	1968–69	54
Hazeltine	Matt	LB	California	1955–68	55
Heard	Ronnie	S	Mississippi	2000–04	38
Hearst	Garrison	RB	Georgia	1997–03	20
Heitmann	Eric	C/G	Stanford	2002–10	66
Heller	Ron	TE	Oregon State	1987–88	89
Helton	Barry	P	Colorado	1988–90	9
Henderson	Keith	FB	Georgia	1989–92	30
Henderson	Thomas	LB	Langston	1980	50
Hendrickson	Steve	LB	California	1989	56
Henke	Ed	E	USC	1951–52, 56–60	47, 75, 89
Henley	Thomas	WR	Stanford	1987	84
Herchman	Bill	T	Texas Tech	1956–59	72
Hetherington	Chris	FB	Yale	2005–06	41, 44
Hettema	Dave	T	New Mexico	1967	62, 65
Hicks	Dwight	S	Michigan	1979–85	22
Hicks	Maurice	RB	North Carolina A&T	2004–07	43
Hill	Jason	WR	Washington State	2007–10	89
Hill	John	C	Lehigh	1985	52
Hill	Shaun	QB	Maryland	2006–09	13
Hilton	Scott	LB	Salem College	1979–80	55
Hindman	Stan	DE	Mississippi	1966–71, 73–74	74, 80
Hoage	Terry	S	Georgia	1993	41
Hobbs	Dick	G	Georgia	1949–50	37
Hobgood–Chittick	Nate	DT	North Carolina	2000	76
Hofer	Paul	RB	Mississippi	1976–81	36, 41
Hoffman	Gary	T	Santa Clara	1987	78

Last	First	Position	College	Years	Jersey #
Hogan	Mike	FB	Tenn.–Chattanooga	1979	45
Hogland	Doug	G	Oregon State	1953–55	64
Holcomb	Curtis	CB	Florida A&M	2011	41
Holladay	Bob	HB	Tulsa	1956–57	27, 40
Hollas	Hugo	DB	Rice	1974	47
Holloway	Menson	DE	UTEP	2001	71, 99
Holman	Rashad	CB	Louisville	2001–03	26
Holmes	Mike	DB	Texas Southern	1974–75	20
Holmoe	Tom	S	Brigham Young	1983–89	28, 46
Holt	Pierce	DE	Angelo State	1988–92	78, 98
Holzer	Tom	DE	Louisville	1967	87
Hopson	Tyrone	G	Eastern Kentucky	1999–00	66
Horn	Bob	LB	Oregon State	1982–83	55
Horne	Dick	E	Oregon	1947	51
Hoskins	Bob	DT	Wichita State	1970–75	56
Howard	Eddie	P	Idaho	1998	2
Howell	Clarence	E	Texas A&M	1948	56
Hudson	Marcus	S	North Carolina St.	2006–09	23
Huff	Gary	QB	Florida State	1980	19
Huff	Marty	LB	Michigan	1972	54
Hughes	Ernie	G	Notre Dame	1978, '80	65, 66
Hull	Tom	LB	Penn State	1974	54
Hunt	Charlie	LB	Florida State	1973	61
<b>Hunter</b>	<b>Kendall</b>	<b>RB</b>	<b>Oklahoma State</b>	<b>2011–*</b>	<b>32</b>

<b>I</b>					
Ifeanyi	Israel	DE/LB	USC	1996	59, 95
Isenbarger	John	RB	Indiana	1970–73	17
Isom	Jasen	FB	Western Illinois	2003–04	41
Israel	Steve	CB	Pittsburgh	1995–96	31
<b>Iupati</b>	<b>Mike</b>	<b>G</b>	<b>Idaho</b>	<b>2010–*</b>	<b>77</b>

<b>J</b>					
Jackson	Darrell	WR	Florida	2007	82
Jackson	Jim	HB	Western Illinois	1966–67	38
Jackson	Johnnie	S	Houston	1989–92	40
Jackson	Randy	RB	Wichita State	1973	33
Jackson	Rickey	DE/LB	Pittsburgh	1994–95	57
Jackson	Terry	RB	Florida	1999–05	22
Jackson	Wilbur	RB	Alabama	1974–79	40
Jacobs	Brandon	RB	Southern Illinois	2012	45
Jacobs	Taylor	WR	Florida	2006–07	88
<b>James</b>	<b>LaMichael</b>	<b>RB</b>	<b>Oregon</b>	<b>2012–*</b>	<b>23</b>
James	William	CB	Western Illinois	2010	31
Jean Francois	Ricky	DT	LSU	2009–12	95
Jenkins	A.J.	WR	Illinois	2012	17
Jennings	Brian	TE/LS	Arizona State	2000–12	86
Jennings	Jonas	T	Georgia	2005–08	75
Jennings	Rick	WR	Maryland	1977	33
<b>Jerod–Eddie</b>	<b>Tony</b>	<b>DT</b>	<b>Texas A&amp;M</b>	<b>2012–*</b>	<b>63</b>
Jervey	Travis	RB	Citadel	1999–00	32
Jessup	Bill	E	USC	1951–52, 54–58	55, 85
Joelson	Greg	DE	Arizona State	1991	93
Johnson	Bill	C	Tyler J.C.	1948–56	23, 53
Johnson	Bryant	WR	Penn State	2008	82
Johnson	Cam	LB	Virginia	2012	50
Johnson	Charles	DB	Grambling	1979–80	44
Johnson	Charlie	DT	Louisville	1966–67	72
Johnson	Dennis	DE	Kentucky	2004	71
Johnson	Derrick	CB	Washington	2005	23
Johnson	Eric	TE	Yale	2001–06	82
Johnson	Eric	S	Washington State	1979	24
Johnson	Garrett	DT	Illinois	2002	90
Johnson	Gary	DT	Grambling	1984–85	97
Johnson	James	LB	San Diego State	1987	56
Johnson	John	LB	Clemson	1991–93	55
Johnson	John Henry	HB	Arizona State	1954–56	35
Johnson	Jimmy	DB	UCLA	1961–76	37
Johnson	Kermit	RB	UCLA	1975–76	47
Johnson	Leo	WR	Tennessee State	1969–70	81
Johnson	Rudy	HB	Nebraska	1964–65	32
Johnson	Sammy	RB	North Carolina	1974–76	48
Johnson	Walter	DE	Tuskegee	1967	58
Jones	Arrington	FB	Winston–Salem	1981	40
Jones	Brandon	WR	Oklahoma	2009	81

Last	First	Position	College	Years	Jersey #
Jones	Brent	TE	Santa Clara	1987–97	84, 88
Jones	Colin	S	Texas Christian	2011	43
Jones	Larry	WR	N.E. Missouri State	1978	21, 87
Jones	Terry	TE	Alabama	2005	49
Jordan	Darin	LB	Northeastern	1991–94	90
Jordan	James	WR	Louisiana Tech	2002–05	18, 46
Jorden	Tim	TE	Indiana	1995	48
Joseph	Alex	LB	Temple	2010	58
Judie	Ed	LB	Northern Arizona	1982–83	50
Jury	Bob	S	Pittsburgh	1978	26

**K**

<b>Kaepernick</b>	<b>Colin</b>	<b>QB</b>	<b>Nevada</b>	<b>2011–*</b>	<b>7</b>
Kammerer	Carlton	LB	Pacific	1961–62	66
Katnik	Norm	C	USC	2005	63
Keasey	Zak	FB	Princeton	2007–08	45
Keeble	Jerry	LB	Minnesota	1987	98
Keever	Carl	LB	Boise State	1987	41
Keith	John	S	Furman	2000–03	28
Kelcher	Louie	NT	Southern Methodist	1984	94
Kelly	Gorden	LB	Georgia	1960–61	83
Kelly	Todd	DE	Tennessee	1993–94	58
Kelm	Larry	LB	Texas A&M	1993	52
Kemp	Jeff	QB	Dartmouth	1986	9
Keneley	Matt	DT	USC	1999	75
Kennedy	Allan	T	Washington State	1981–84	66
Kennedy	Sam	LB	San Jose State	1988	57
Kenney	Charles	G	San Francisco	1947	38
<b>Kilgore</b>	<b>Daniel</b>	<b>G</b>	<b>Appalachian State</b>	<b>2011–*</b>	<b>67</b>
Kilgore	Jon	P	Auburn	1969	15
Killens	Terry	LB	Penn State	2001, 2002	52, 56
Killings	Cedric	DT	Carson Newman	2000	71
Kilmer	Billy	QB	UCLA	1961–62, 64–66	17
Kimbrough	Elbert	HB	Northwestern	1962–66	45
Kirby	Terry	RB	Virginia	1996–98	41
Kirk	Randy	LB	San Diego State	1996–99	57, 58
Kirschke	Travis	DT	UCLA	2003	90
Kirtman	David	FB	USC	2008	35
Knafelc	Gary	E	Colorado	1963	84
Knutson	Steve	G/T	USC	1978	60
Kolodziej	Ross	DT	Wisconsin	2002–03	92
Kopay	Dave	HB	Washington	1964–67	43
Korff	Mark	LB	Florida	1987	90
Kosier	Kyle	T	Arizona State	2002–04	69, 72
Kovach	Jim	LB	Kentucky	1985	57
Kraemer	Eldred	G	Pittsburgh	1955	65
Krahl	Jim	DT	Texas Tech	1980	90
Kramer	Kent	TE	Minnesota	1966	89
Kristick	Keaton	LB	Oregon State	2010	57
Krueger	Charles	DT	Texas A&M	1959–73	70
Krueger	Rolf	DE	Texas A&M	1972–74	78
Kugler	Pete	DT	Penn State	1981–83, 86–90	67, 77
Kuykendall	Fulton	LB	UCLA	1985	59
Kuzman	John	T	Fordham	1946	46
Kwalick	Ted	TE	Penn State	1969–74	82
Kyle	Jason	LB	Arizona State	2000	57
Kyles	Troy	WR	Howard	1992	85

**L**

LaBounty	Matt	DE	Oregon	1992–93	93
LaBoy	Travis	LB	Hawaii	2010	54
LaFleur	Bill	P	Nebraska	2002–03	4
Lakes	Roland	DT	Wichita State	1961–70	60
Land	Fred	T	LSU	1948	45
Land	Mel	DE	Michigan State	1980	60
Landry	Michael	DE	Southern	2003	93
Langham	Antonio	CB	Alabama	1998	43
LaRose	Dan	DE	Missouri	1965	87
Larson	Bill	TE	Colorado State	1975	85
Lash	Jim	WR	Northwestern	1976–77	87
Latimer	Al	CB	Clemson	1980	29
<b>Lattimore</b>	<b>Marcus</b>	<b>RB</b>	<b>South Carolina</b>	<b>2013–*</b>	<b>38</b>
Laughlin	Bud	FB	Kansas	1955	36
Lawrence	Amos	RB	North Carolina	1981–82	20
Lawson	Manny	LB	North Carolina St.	2006–10	99

Last	First	Position	College	Years	Jersey #
Lawson	Steve	G	Kansas	1976	61, 65
LeCount	Terry	WR	Florida	1978	80
Ledford	Dwayne	T	East Carolina	1999, 2003–04	67, 76
Ledyard	Hal	QB	Tenn.–Chattanooga	1953	12
Lee	Amp	RB	Florida State	1992–93	22
<b>Lee</b>	<b>Andy</b>	<b>P</b>	<b>Pittsburgh</b>	<b>2004–*</b>	<b>4</b>
Lee	Dwight	RB	Michigan State	1968	49
Lee	Kevin	WR	Alabama	1996	17
Lee	Mark	CB	Washington	1991	27
Legette	Tyrone	CB	Nebraska	1998	45
Legree	Lance	DT	Notre Dame	2006	92
Lelie	Ashley	WR	Hawaii	2007	18
<b>Leomonier</b>	<b>Corey</b>	<b>LB</b>	<b>Auburn</b>	<b>2013–*</b>	<b>96</b>
Leonard	Anthony	DB	Virginia Union	1976–78	42
Leonard	Jim	C	Santa Clara	1985	63
Leopold	Bobby	LB	Notre Dame	1980–83	45, 52
Leverette	Otis	DE	Ala.–Birmingham	2004	93
Levy	Chuck	RB	Arizona	1997–98	32
Lewis	Eddie	DB	Kansas	1976–79	22
Lewis	Gary	FB	Arizona State	1964–69	22
Lewis	Jonas	RB	San Diego State	2000–01	43
Lewis	Keith	S	Oregon	2004–08	28
Lewis	Kevin	DB	Northwestern Louisiana	1990–92	45
Lewis	Michael	SS	Colorado	2007–10	32
Lewis	Michael	WR	Grace King (La.) High	2007	84
Lewis	Ron	WR	Florida State	1990–92	83
Lilly	Kevin	NT	Tulsa	1988–89	92
Lillywhite	Verl	HB	USC	1948–51	71, 81
Lincoln	Alex	LB	Auburn	2001–02	57
Lind	Mike	FB	Notre Dame	1963–64	38
Lindstrom	Chris	DT	Boston College	1983	78
Lisbon	Don	HB	Bowling Green	1963–64	42
Liter	Greg	DE	Iowa State	1987	77
Livingston	Howie	HB	Fullerton J.C.	1950	24, 94
Lloyd	Brandon	WR	Illinois	2003–05	85
Lockett	J.W.	RB	Central (Okla.) State	1961	35
Logan	Marc	RB	Kentucky	1992–94	43
Long	Tim	C	Memphis State	1987	68
Looney	Jim	LB	Purdue	1981	50
<b>Looney</b>	<b>Joe</b>	<b>G</b>	<b>Wake Forest</b>	<b>2012–*</b>	<b>66, 78</b>
Lopasky	Bill	G	West Virginia	1961	57
Lott	Ronnie	CB	USC	1981–90	42
Loville	Derek	RB	Oregon	1994–96	20
Loyd	Alex	E	Oklahoma State	1950	59
Luna	Bob	HB	Alabama	1955	49
Lyles	Lenny	HB	Louisville	1959–60	26
Lynch	Ben	C	California	1999–02	60
Lynn	Anthony	RB	Texas Tech	1995–96	29

**M**

MacAfee	Ken	TE	Notre Dame	1978–79	81
Macaulay	John	OL	Stanford	1984	67
Mackey	Dee	TE	East Texas State	1960	87
Maderos	George	HB	Chico State	1955–56	40
Magac	Mike	G	Missouri	1960–64	62
Maloney	Norm	E	Purdue	1948–49	59
Manley	Joe	LB	Mississippi State	1953	54
Mann	Charles	DE	Nevada	1994	71
Manningham	Mario	WR	Michigan	2012–13	82
Manuel	Sean	TE	New Mexico State	1996	86
Maragos	Chris	S	Wisconsin	2010	40
Marecic	Owen	FB	Stanford	2013	48
Margerum	Ken	WR	Stanford	1986–87	84
Marquardt	Luke	T	Azusa Pacific	2013	61
Marshall	Rasheed	WR	Pittsburgh	2005	89
Martin	Bob	LB	Nebraska	1979	54
Martin	Derrick	LB	San Jose State	1987	31
Martin	Jamie	QB	Weber State	2008	10
Martin	Saladin	DB	San Diego State	1981	29
Masini	Leonard	FB	Fresno State	1947–48	74
Mason	Lindsey	T	Kansas	1982	78
Matheson	Riley	G–LB	Texas Western	1948	37
Mathews	Ned	HB	UCLA	1946–47	73, 83
Mathews	Al	S/CB	Texas A&I	1977	47
Mathews	Clay	E	Georgia Tech	1950, 53–55	46, 83
Matuszak	Marv	LB	Tulsa	1957–58	54

Last	First	Position	College	Years	Jersey #
Maurer	Andy	G	Oregon	1976	61
Maxie	Brett	S	Texas Southern	1997	25
Maxwell	Jim	LB	Gardner-Webb	2005	57
Maxwell	Marcus	WR	Oregon	2005	19
Mays	Taylor	S	USC	2010	23
McAddley	Jason	WR	Alabama	2005	15
McAlistar	Ken	LB/S	San Francisco	1983	48
McBath	Darcel	S	Texas Tech	2012	28
McCaffrey	Ed	WR	Stanford	1994	81
McCann	Jim	P	Arizona State	1971-72	15
McColl	Milt	LB	Stanford	1981-87	53
McCormick	Dave	T	LSU	1966	73
McCormick	Tom	HB	Pacific	1956	43
McCormick	Walt	C	USC	1948	38
McCoy	Colt	QB	Texas	2013	2
McCoy	LeRon	WR	Indiana (Pa.)	2007	19
McCoy	Mike	QB	Utah	1997	10
McCray	Willie	DE	Troy State	1978	76
McCullough	George	CB	Baylor	2001	24
<b>McDermott</b>	<b>Kevin</b>	<b>LS</b>	<b>UCLA</b>	<b>2013-*</b>	<b>47</b>
McDonald	Ramos	CB	New Mexico	1999	35
<b>McDonald</b>	<b>Ray</b>	<b>DT</b>	<b>Florida</b>	<b>2007-*</b>	<b>91</b>
McDonald	Tim	S	USC	1993-99	46
<b>McDonald</b>	<b>Vance</b>	<b>TE</b>	<b>Rice</b>	<b>2013-*</b>	<b>89</b>
McElhenny	Hugh	HB	Washington	1952-60	39
McFarland	Kay	HB	Colorado State	1962-66, '68	26
McGee	Willie	WR	Alcorn A&M	1976-77	81
McGill	Ralph	CB	Tulsa	1972-77	49
McGrew	Reggie	DT	Florida	1999-01	92
McGruder	Michael	CB	Kent	1992-93	26
McHan	Lamar	QB	Arkansas	1963	15, 17
McIlhenny	Don	HB	Southern Methodist	1961	35
McIntyre	Guy	G	Georgia	1984-93	62
McIntyre	Jeff	LB	Arizona State	1979	52
McKenzie	Reggie	LB	Tennessee	1992	50
McKillop	Scott	LB	Pittsburgh	2009-10	56
McKoy	Billy	LB	Purdue	1974	58
McKyer	Tim	CB	Texas-Arlington	1986-89	22
McLemore	Dana	KR/CB	Hawaii	1982-87	43
McMillian	Mark	CB	Alabama	1999	29
McNeil	Clifton	E	Grambling	1968-69	82
McNown	Cade	QB	UCLA	2002	9
McQuarters	R.W.	CB	Oklahoma State	1998-99	21
Mellekas	John	C	Arizona	1962	75
Mellus	John	T	Villanova	1946	45
Melville	Dan	P	California	1979	11
Mertens	Jerry	HB	Drake	1958-65	80
Messer	Dale	HB	Fresno State	1961-65	29
Meyers	Bob	HB	Stanford	1952	27
Michalik	Art	G	St. Ambrose	1953-54	62
Middlebrooks	Willie	CB	Minnesota	2005	25, 35
Mike	Bob	T	UCLA	1948-49	47
Mike-Mayer	Steve	K	Maryland	1975-76	10
Mikolas	Doug	NT	Portland State	1987-88	97
Milem	John	DE	Lenoir-Rhyne	2000-01	93, 99
Miles	Searcy	DB	San Jose State	1954-56	42
Millen	Alec	T	Georgia	1993 (P)	76
Millen	Matt	LB	Penn State	1989-90	54
Miller	Brit	FB	Illinois	2009	47
<b>Miller</b>	<b>Bruce</b>	<b>FB</b>	<b>Central Florida</b>	<b>2011-*</b>	<b>49</b>
Miller	Clark	E	Utah State	1962-68	74
Miller	Hal	T	Georgia Tech	1953	77
Miller	Jim	P	Mississippi	1980-82	3
Miller	Johnny	G	Livingston	1977-78	66
Milstead	Rod	G	Delaware State	1994-97	69
Mira	George	QB	Miami (Fla.)	1964-68	10
Mirer	Rick	QB	Notre Dame	2000-01	3
Mitcham	Gene	HB	Arizona State	1958	26
Mitchell	Kevin	LB	Syracuse	1994-97	55
Mitchell	Dale	LB	USC	1976	64
Mitchell	Tom	TE	Bucknell	1974-77	84
Mixon	Bill	HB	Georgia	1953-54	48
Moegle	Dick	HB	Rice	1955-59	47
Mojsiejenko	Ralf	P	Michigan State	1991	2
Momsen	Bob	G	Ohio State	1952	68
Monachino	Jim	HB	California	1951	49, 99

Last	First	Position	College	Years	Jersey #
Monds	Wonder	DB	Nebraska	1978	25
Monroe	Carl	RB/KR	Utah	1983-87	32
Montana	Joe	QB	Notre Dame	1979-82	16
Montgomery	Blanchard	LB	UCLA	1983-84	38, 52, 60
Montgomery	Monty	CB	Houston	1999-00	24
<b>Moody</b>	<b>Nick</b>	<b>LB</b>	<b>Florida State</b>	<b>2013-*</b>	<b>54</b>
Moore	Brandon	LB	Oklahoma	2002-07	56
Moore	Dean	LB	Iowa	1978	53
Moore	Gene	RB	Occidental	1969	43
Moore	Jason	S	San Diego State	2000, '02	33, 35
Moore	Jay	LB	Nebraska	2007-08	58
Moore	Jeff	RB	Jackson State	1982-83	25
Moore	Manfred	RB	USC	1974-75	45
Moore	Marlon	WR	Fresno State	2013	19
Moran	Sean	DE	Colorado	2002-03	99
Morgan	Joe	T	Southern Mississippi	1949	48
Morgan	Joshua	WR	Virginia Tech	2008-11	84
Morgan	Melvin	DB	Mississippi Valley St.	1979-80	46
Moroski	Mike	QB	UC Davis	1986	15
Morrall	Earl	QB	Michigan State	1956	11
<b>Morris</b>	<b>Darryl</b>	<b>CB</b>	<b>Texas State</b>	<b>2013-*</b>	<b>40</b>
Morris	Dennit	LB	Oklahoma	1958	57
Morris	George	C	Georgia Tech	1956	52
Morrison	Dennis	QB	Kansas State	1974	10
Morton	Dave	LB	UCLA	1979	50
Morton	John	LB	Texas Christian	1953	36
Morton	Johnnie	WR	USC	2005	84
Morze	Frank	C	Boston College	1957-61	53, 63
Moss	Randy	WR	Marshall	2012	84
Moten	Gary	LB	Southern Methodist	1983	59, 63
Mudd	Howard	G	Hillsdale	1964-69	68
Murphy	Rob	C/G	Ohio State	2003-05	68
Musgrave	Bill	QB	Oregon	1991-94	14
Myers	Chip	E	N.W. Oklahoma	1967	46

**N**

Navies	Hannibal	LB	Colorado	2006-07	55
Neal	Randy	LB	Virginia	1998	52
Nedney	Joe	K	San Jose State	2005-10	6
Nehemiah	Renaldo	WR	Maryland	1982-84	83
Nelson	Bob	LB	Nebraska	1979	66
Neville	Tom	G	Fresno State	1991	69
Newberry	Jeremy	C	California	1998-06	62
Newsome	Craig	CB	Arizona State	1999	27
Nicholas	Calvin	WR	Grambling	1988	88
Nichols	Mark	LB	Colorado State	1978	58
Nicholson	Jim	T	Michigan State	1981	67
Nix	Jack	E	USC	1950	58
Nixon	Tory	CB	San Diego State	1985-88	20, 31
Nomellini	Leo	T	Minnesota	1950-63	42, 73
Norberg	Hank	E	Stanford	1946-47	55
Nordquist	Mark	G	Pacific	1976	68
Norris	Moran	FB	Kansas	2006-07, 09-11	40, 44
Norton	Jim	T	Washington	1965-66	75
Norton	Ken Jr.	LB	UCLA	1994-00	51
Norton	Ray	HB	San Jose State	1960-61	23
Nunley	Frank	LB	Michigan	1967-76	57

**O**

O'Donahue	Pat	E	Wisconsin	1952	83
O'Neal	Brian	RB	Penn State	1995	26
O'Sullivan	J.T.	QB	UC Davis	2008	14
Oates	Bart	C	Brigham Young	1994-95	66
Obradovich	Jim	TE	USC	1976-77	89
Odom	Ricky	DB	USC	1978	42
Okeafor	Chiike	DE	Purdue	1999-02	91
<b>Okoye</b>	<b>Lawrence</b>	<b>DL</b>	<b>No College</b>	<b>2013-*</b>	<b>98</b>
Olerich	Dave	E	San Francisco	1967-68, 72-73	84
Oliver	Melvin	DE	LSU	2006-07	96
Olson	Drew	QB	UCLA	2007	7
Olssen	Lance	T	Purdue	1968-69	73
Orosz	Tom	P	Ohio State	1983	3, 19
Osborne	Clancy	LB	Arizona State	1959-60	33
<b>Osgood</b>	<b>Kassim</b>	<b>WR</b>	<b>San Diego State</b>	<b>2013-*</b>	<b>14</b>
Osika	Craig	G/C	Indiana	2002	71

Last	First	Position	College	Years	Jersey #
Ostrowski	Phil	G	Penn State	1998–00	69
Owen	Tom	QB	Wichita State	1974–75	14
Owens	James	WR	UCLA	1979–80	20, 89
Owens	R.C.	HB	College of Idaho	1957–61	27
Owens	Terrell	WR	Tenn.—Chattanooga	1996–03	81

P					
Pace	Jim	HB	Michigan	1958	43
Palatella	Lou	G	Pittsburgh	1955–58	68
Palmer	Jesse	QB	Florida	2005	2
Paris	Bubba	T	Michigan	1982–90	77
Parker	Anthony	CB	Weber State	1999–02	21, 86
Parker	Don	G	Virginia	1967	63
Parks	Dave	E	Texas Tech	1964–67	81
Parks	Limbo	G	Arkansas	1987	66, 72
Parrish	James	T	Temple	1993	77
Parrish	Tony	S	Washington	2002–06	33
Parsons	Earle	HB	USC	1946–47	84, 94
Pashos	Tony	T	Illinois	2009–*	77
Patera	Dennis	K	Brigham Young	1968	14
Patrick	Chris	T	Nebraska	2009–10	61
Patterson	Reno	DE	Bethune–Cookman	1987	92
<b>Patton</b>	<b>Quinton</b>	<b>WR</b>	<b>Louisiana Tech</b>	<b>2013–*</b>	<b>11</b>
Patton	Ricky	RB	Jackson State	1980–82	32, 42
Pavlich	Chuck	G	Muskegon High (MI)	1946	37
Paye	John	QB	Stanford	1988	15
Peelle	Justin	TE	Oregon	2011	81
Peets	Brian	TE	Pacific	1981	82
Penchion	Bob	T	Alcorn A&M	1974–75	66
Peoples	Woody	G	Grambling	1968–77	69
Perry	Joe	FB	Compton J.C.	1948–60, '63	34, 74
Perry	Scott	S	Williams	1980	32
Person	Mike	G	Montana State	2011	78
Peters	Scott	C/G	Arizona State	2004	67
Peterson	Anthony	LB	Notre Dame	1994–95, 98–99	50, 53
Peterson	Julian	LB	Michigan State	2000–05	98
Peterson	Todd	K	Georgia	2003–04	2
Phillips	Lawrence	RB	Nebraska	1999	33
Phillips	Mel	DB	North Carolina A&T	1966–77	32
Pickett	Cody	QB	Washington	2004–05	3
Pillers	Lawrence	DE	Alcorn A&M	1980–84	65
Pine	Ed	LB	Utah	1962–64	54
Pleasant	Anthony	DE	Tennessee State	2000	94
Plummer	Ahmed	CB	Ohio State	2000–05	29
Plummer	Bruce	CB	Mississippi State	1990	28
Plummer	Gary	LB	California	1994–97	50
Plunkett	Jim	QB	Stanford	1976–77	14, 16
Pochman	Owen	K	BYU	2003	11
Pollack	Frank	T/G	Northern Arizona	1990–91, 94–97	72, 75
Pollard	Darryl	CB	Weber State	1987–91	26, 36
Poole	Bob	E	Clemson	1964–65	82
Pope	Marquez	CB	Fresno State	1995–98	23
Popson	Ted	TE	Portland State	1994–96	85
Posey	Jeff	DE	Southern Mississippi	1998–00	96
Powell	Charles	E	San Diego High (Calif.)	1952–53, 55–57	87
Powers	Jim	HB	USC	1950–53	15, 62
Preston	Roell	KR	Mississippi	1999	15
Price	Daryl	DE	Colorado	1996–97	71, 91, 96
Prioleau	Pierson	DB	Virginia Tech	1999–00	23
Prokop	Joe	P	Cal Poly Pomona	1991	4
Puddy	Harold	T	Oregon	1948	46
Puki	Craig	LB	Tennessee	1980–81	54
Putzier	Rollin	NT	Oregon	1989	64, 76

Q					
Quillan	Fred	C	Oregon	1978–87	56
Quilter	Chuck	T	Tyler J.C.	1949	45

R					
Rachal	Chilo	G	USC	2008–11	62
Raines	Mike	DT	Alabama	1974	63
Ramson	Eason	TE	Washington State	1979–83	80
Randle	Sonny	E	Virginia	1967	83
Randolph	Alvin	DB	Iowa	1966–70, '74	27

Last	First	Position	College	Years	Jersey #
Rasheed	Saleem	LB	Alabama	2002–05	51
Rasley	Rocky	G	Oregon State	1976	63
Rathman	Tom	FB	Nebraska	1986–93	44
Rattay	Tim	QB	Louisiana Tech	2000–05	13
Ray	Ricky	QB	Sacramento State	2001	18
Reach	Kevin	G	Utah	1987	65
Reed	Jeff	K	North Carolina	2010	3
Reed	Joe	QB	Mississippi State	1972–74	13, 19
Reed	Rayshun	CB	Troy State	2004–05	31
Reese	Albert	DT	Grambling	1997–98	71
Reese	Archie	DE	Clemson	1978–81	78
Reid	Bill	C	Stanford	1975	54
<b>Reid</b>	<b>Eric</b>	<b>S</b>	<b>Louisiana State</b>	<b>2013–*</b>	<b>35</b>
Remington	Bill	C	Washington State	1946	23
Renfro	Dick	FB	Washington State	1946	73
Reynolds	Jack	LB	Tennessee	1981–84	64
Rhodes	Bruce	DB	San Francisco State	1976	23
Rhodes	Ray	CB	Tulsa	1980	26
Rice	Jerry	WR	Mississippi Valley St.	1985–00	80
Richard	Kris	S	USC	2005	35
Richardson	Mike	CB	Arizona State	1989	27
Richey	Wade	K	LSU	1998–00	7
Richie	David	DT	Washington	1998–99	93, 94
Riddle	Elston	DE	Nevada–Reno	1987	96
Ridlon	Jim	HB	Syracuse	1957–62	42
Riley	Preston	WR	Memphis State	1970–72	85
Ring	Bill	RB	Brigham Young	1981–86	30
Rivera	Steve	WR	California	1976–77	80
Roberson	Vern	DB	Grambling	1978	49
Roberts	C.R.	FB	USC	1959–62	28, 32
Roberts	Larry	DE	Alabama	1986–93	91
Robertson	Jamal	RB	Ohio Northern	2002–04	25
Robinson	Jimmy	WR	Georgia Tech	1980	85
Robinson	Michael	RB	Penn State	2006–09	24
Robinson	Trenton	S	Michigan State	2012	30
Robnett	Ed	HB	Texas Tech	1947	71
Roby	Reggie	P	Iowa	1998	4
Rock	Walter	T	Maryland	1963–67	67
Rodgers	Del	RB	Utah	1987–88	25, 35, 46
Rogers	Carlos	CB	Auburn	2011–13	22
Rogers	Doug	DE	Stanford	1986	65
Rohde	Len	T	Utah State	1960–74	76
Roman	Mark	S	LSU	2006–*	26
Romanowski	Bill	LB	Boston College	1988–93	53
Roskie	Ken	FB	South Carolina	1946	74
Rossum	Allen	KR/PR	Notre Dame	2008–09	20
Rubke	Karl	C	USC	1957–60, 62–63, '65	52
Rubio	Angel	DT	Southeast Missouri St.	1998	91
Rucka	Leo	C	Rice	1956	50
Rudolph	Joe	G	Wisconsin	1997	60
Ruhman	Chris	T	Texas A&M	1998	71
Rumph	Mike	CB	Miami (Fla.)	2002–05	24
Runager	Max	P	South Carolina	1984–88	4
Ruskusky	Roy	E	St. Mary's	1946	52
Russell	Damien	S	Virginia Tech	1993	38
Ryan	Sean	TE	Boston College	2008	81

S					
Sabuco	Tino	C	San Francisco	1949	24
Sagely	Floyd	E	Arkansas	1954–56	89
Salata	Paul	E	USC	1949–50	55
Salmon	Mike	DB	USC	1996	30
Sanders	Deion	DB	Florida State	1994	21
Sandifer	Bill	DT	UCLA	1974–76	60
Sandifer	Dan	HB	LSU	1950	81
Santos	Todd	QB	San Diego State	1988	7
Sapolu	Jesse	C/G	Hawaii	1983–97	61
Sardisco	Tony	G	Tulane	1956	65
Satterfield	Alf	T	Vanderbilt	1947	48
Saunders	John	DB	Toledo	1974–75	33
Saylor	Jace	DE	Michigan State	2003	77
Schabarum	Pete	HB	California	1951, 53–54	44, 88
Schiechl	John	C	Santa Clara	1947	24
Schlecht	John	DT	Minnesota	2001–02	93
Schmidt	Henry	T	USC–Trinity (Tex.)	1959–60	74



Last	First	Position	College	Years	Jersey #
Schmitt	Ricky	K	Shepherd	2009	2
Schreiber	Larry	RB	Tennessee Tech	1971–75	35
Schulters	Lance	S	Hofstra	1998–01	30
Schwartz	Jim	LB	Purdue	1997	52
Scoggins	Eric	LB	USC	1982	63
Scotti	Ben	HB	Maryland	1964	28, 48
Scrafford	Kirk	OL	Montana	1995–98	76
Seabron	Thomas	LB	Michigan	1979–80	53
Seal	Paul	TE	Michigan	1977–79	85
Seigler	Richard	LB	Oregon State	2004–05	54
Serwang	Wasswa	CB	UCLA	1999	43
Setzer	Bobby	DE	Boise State	2001–02	90
<b>Seymour</b>	<b>Ryan</b>	<b>G</b>	<b>Vanderbilt</b>	<b>2013–*</b>	<b>62</b>
Sharkey	Ed	G	Duke/Nevada–Reno	1955–56	63
Shaw	Charles	G	Oklahoma State	1950	31
Shaw	Josh	DT	Michigan State	2002	93
Shell	Todd	LB	Brigham Young	1984–87	90
Shelley	Jo Nathan	CB	Mississippi	1987	30
Sheriff	Stan	LB	Cal Poly–SLO	1956–57	50
Sherrard	Mike	WR	UCLA	1989–92	88
Shields	Billy	T	Georgia Tech	1984	67
Shoener	Hal	E	Iowa	1948–50	52
Shumann	Mike	WR	Florida State	1978–79, '81	84
Shumon	Ron	LB	Wichita State	1979	50
Sieminski	Charlie	T	Penn State	1963–65	65
Siglar	Ricky	G/T	San Jose State	1990	63
Silas	Sam	DE	Southern Illinois	1969–70	78
Simonton	Ken	RB	Oklahoma State	2004	30
Simpson	Mike	DB	Houston	1970–73	38
Simpson	O.J.	RB	USC	1978–79	32
Sims	Barry	T	Utah	2008–10	65
Singleton	Nate	WR	Grambling	1993–96	88
Singleton	Ron	T	Grambling	1977–80	67
Sitko	Emil	HB	Notre Dame	1950	82
Skaugstad	Daryle	DT	California	1983	78
Skelton	John	QB	Fordham	2013	18
<b>Skuta</b>	<b>Dan</b>	<b>LB</b>	<b>Grand Valley State</b>	<b>2013–*</b>	<b>51</b>
Slaughter	T.J.	LB	Southern Mississippi	2006	52
Smerlas	Fred	NT	Boston College	1990	76
Smiley	Justin	G	Alabama	2004–07	65
<b>Smith</b>	<b>Aldon</b>	<b>LB</b>	<b>Missouri</b>	<b>2011–*</b>	<b>99</b>
Smith	Alex	QB	Utah	2005–12	11
Smith	Artie	DL	Louisiana Tech	1993–94	95
Smith	Charles	E	Abilene Christian	1956	80
Smith	Corey	DE	North Carolina State	2004–05	58, 71
Smith	Derek	LB	Arizona State	2001–07	50
Smith	Ernie	HB	Compton J.C.	1955–56	42
Smith	Frankie	CB	Baylor	1996–97	27, 29
Smith	George	C	California	1947	23, 25
Smith	Irv	TE	Notre Dame	1998	82
Smith	J.D.	HB	North Carolina A&T	1956–64	24
Smith	Jerry	G	Wisconsin	1952–53	69
<b>Smith</b>	<b>Justin</b>	<b>DT</b>	<b>Missouri</b>	<b>2008–*</b>	<b>94</b>
Smith	Keith	CB	McNeese State	2009	20
Smith	Noland	RB	Tennessee State	1969	1
Smith	Paul	RB	UTEP	2000–02	27
Smith	Reggie	CB	Oklahoma	2008–11	30
Smith	Steve	E	Michigan	1966–67	86
Smith	Trent	TE	Oklahoma	2005	48
Smith	Troy	QB	Ohio State	2010	1
Snead	Norman	QB	Wake Forest	1974–75	16
Sniadecki	Jim	LB	Indiana	1969–73	58
<b>Snyder</b>	<b>Adam</b>	<b>T/G</b>	<b>Oregon</b>	<b>2005–11, '13–*</b>	<b>68</b>
Solomon	Freddie	WR	Tampa	1978–85	88
Soltau	Gordy	E	Minnesota	1950–58	51, 82
Sopoaga	Isaac	NT	Hawaii	2004–12	90
Sparks	Dave	G	South Carolina	1951	39, 68
Spence	Julian	HB	Sam Houston	1957	40
Spencer	Shawntae	CB	Pittsburgh	2004–11	36
Spikes	Takeo	LB	Auburn	2008–10	51
<b>Spillman</b>	<b>C.J.</b>	<b>S</b>	<b>Marshall</b>	<b>2010–*</b>	<b>27</b>
Spurlock	Micheal	WR	Mississippi	2009	18
Spurrier	Steve	QB	Florida	1967–75	11
St. Clair	Bob	T	San Francisco–Tulsa	1953–64	69
<b>Staley</b>	<b>Joe</b>	<b>T</b>	<b>Central Michigan</b>	<b>2007–*</b>	<b>74</b>
Standifer	Bob	NT	Tenn.–Chattanooga	1987	79

Last	First	Position	College	Years	Jersey #
Standlee	Norm	FB	Stanford	1946–52	32, 72
Stanley	Chad	P	Stephen F. Austin	1999–00	4
Stanley	Matt	FB	UCLA	2004	44
Steitz	Nick	G	Oregon	2006	74
Stenstrom	Steve	QB	Stanford	1999	18
Stephenson	Milford	G/T	Kansas State	2001–02	64
Steptoe	Jack	WR	Utah	1978	87
Stevens	Mark	QB	Utah	1987	7
Stewart	Daleroy	DT	Southern Mississippi	2004	64
Stewart	Quincy	LB	Louisiana Tech	2001–02	54
Stickles	Monty	E	Notre Dame	1960–67	85
Stidham	Howard	LB	Tennessee Tech	1977	58
Stiits	Bill	DB	UCLA	1957–58	20
Stokes	J.J.	WR	UCLA	1995–02	83
Stolhandske	Tom	LB	Texas	1955	86
Stone	Ron	G	Boston College	2002–03	65
Stover	Jeff	DE	Oregon	1982–88	72
Streets	Tai	WR	Michigan	1999–03	89
Strickland	Bishop	FB	South Carolina	1951	75
Strickland	Donald	CB	Colorado	2006–08	30
Strong	Frank	LB	USC	2002	58
Strong	Jim	RB	Houston	1970	28
Stroth	Vince	T	Brigham Young	1985	60
Strzykalski	John	HB	Marquette	1946–52	45
Stubblefield	Dana	DT	Kansas	1993–97, 2001–02	94
Stubbs	Daniel	DE	Miami (Fla.)	1988–89	96
Stuckey	Jim	DE	Clemson	1980–85	79
Stupar	Nate	LB	Penn State	2013	56
Sullivan	Bob	HB	Holy Cross	1948	94
Sullivan	John	S	California	1987	43
Susoeff	Nick	E	Washington State	1946–49	58
Sutherland	Vinny	KR/HB	Purdue	2001, '02 (P)	14, 25, 85
Sutro	John	T	San Jose State	1962	68
Suttle	Jason	CB	Wisconsin	2001	35
Swain	Brett	WR	San Diego State	2011	18
Swift	Justin	TE	Kansas State	2000–02	88
Swinford	Wayne	DB	Georgia	1965–67	23
Sydney	Harry	FB	Kansas	1987–91	24

**T**

Tamm	Ralph	G	West Chester	1992–94	64
Tanner	Hamp	T	Georgia	1951	46, 77
Tausch	Terry	G	Texas	1989	66
Tautolo	Terry	LB	UCLA	1980–81	50
Taylor	Brian	S	Oregon State	1993	47
Taylor	Bruce	CB	Boston	1970–77	44
Taylor	Curtis	S	Louisiana State	2009–10	28
Taylor	John	WR	Delaware State	1986–95	82
Taylor	Roosevelt	S	Grambling	1969–71	25
Teresa	Tony	HB	San Jose State	1958	26
Thomas	Aaron	E	Oregon State	1961	89
Thomas	Chris	WR	Cal Poly–SLO	1995	89
Thomas	Chuck	C	Oklahoma	1987–92	60
Thomas	Edward	LB	Georgia Southern	2000	52
Thomas	Jimmy	RB	Texas–Arlington	1969–73	24
Thomas	John	T	Pacific	1958–67	78
Thomas	Lynn	DB	Pittsburgh	1981–82	28
Thomas	Mark	DE	North Carolina State	1992–95	72
Thompson	Tommy	P	Oregon	1995–98	3
Thornburg	Jeremy	S	Northern Arizona	2005	45
Thornton	Bruce	CB	Georgia	2005	26
Thornton	Rupe	G	Santa Clara	1946–47	35, 46
Threadgill	Bruce	S	Mississippi State	1978	23
Tidwell	Billy	HB	Texas A&M	1954	24
Tillman	Spencer	HB	Oklahoma	1989–91	23
Times	Kenny	DT	Southern	1980	60
Titchenal	Bob	E	San Jose State	1946	51
Tittle	Y.A.	QB	LSU	1951–60	14, 64
Tolzien	Scott	QB	Wisconsin	2011–12	3
Toneff	Bob	T	Notre Dame	1952, 54–59	62, 74
Torretta	Gino	QB	Miami (Fla.)	1996	13
Torrey	Andre	LB	Arizona	2006	55
Trimble	Wayne	DB	Alabama	1967	24
Tubbs	Jerry	LB	Oklahoma	1958–59	50
Tubbs	Winfred	LB	Texas	1998–00	55

Last	First	Position	College	Years	Jersey #
Tucker	B.J.	CB	Wisconsin	2005–07	22, 30
Tucker	Bill	RB	Tennessee A&I	1967–70	45
Tuiasosopo	Manu	DT	UCLA	1984–86	78
<b>Tukuafu</b>	<b>Will</b>	<b>DT/FB</b>	<b>Oregon</b>	<b>2010–13, '13–*</b>	<b>92, 48</b>
Turner	Keena	LB	Purdue	1980–90	58
Turner	Odessa	WR	Northwestern Louisiana	1992–93	86
Tyler	Wendell	RB	UCLA	1983–86	26

**U**

Ulbrich	Jeff	LB	Hawaii	2000–09	53
Ulmer	Artie	LB	Valdosta State	2000	50
Uwaezuoke	Iheanyi	WR	California	1996–98	89

**V**

Van Doren	Bob	E	USC	1953	89
Vanderbundt	Skip	LB	Oregon State	1968–77	52
Varajon	Mike	FB	Toledo	1987	48
Vardell	Tommy	RB	Stanford	1996, '99	44
Vaughan	Ruben	DT	Colorado	1979	72
Vaughn	Vickiel	S	Arkansas	2006	32
Vaught	Ted	E	Texas Christian	1953	89
<b>Ventrone</b>	<b>Bubba</b>	<b>S</b>	<b>Villanova</b>	<b>2013–*</b>	<b>41</b>
Veris	Garin	DE	Stanford	1992	93
Vetrano	Joe	HB	Southern Mississippi	1946–49	82
Vincent	Ted	DT	Wichita State	1979–80	66, 75
Visger	George	DT	Colorado	1980	63
Vollenweider	Jim	FB	Miami (Fla.)	1962–63	33

**W**

Wagner	Lowell	HB	USC	1949–53, '55	42, 92
Walker	Aaron	TE	Florida	2003–05	49
Walker	Adam	RB	Pittsburgh	1992–95	27
Walker	Darnell	CB	Oklahoma	1997–99	38
Walker	Delanie	TE	Central Missouri	2006–12	46
Walker	Derek	DT	Illinois	2009	78
Walker	Elliott	RB	Pittsburgh	1978	35
Walker	Val Joe	HB	Southern Methodist	1957	44
Wallace	Bev	QB	Compton J.C.	1947–49	64
Wallace	Cody	C	Texas A&M	2008–09	59
Wallace	Steve	T	Auburn	1986–96	74
Walls	Wesley	TE	Mississippi	1989–93	89
Walter	Mike	LB	Oregon	1984–93	99
Ward	Chad	G	Washington	2001	68
Ware	Kevin	TE	Washington	2004	47
Warren	Terrance	WR	Hampton	1995	19
Washington	Dave	LB	Alcorn A&M	1975–77	50
Washington	Gene	WR	Stanford	1969–77	18
Washington	Marvin	DE	Idaho	1997, '99	95
Washington	Ted	NT/DE	Louisville	1991–93	97
Washington	Tim	CB	Fresno State	1982	46
Washington	Vic	RB	Wyoming	1971–73	22
Waters	Bob	QB	Presbyterian	1960–64	11
Watson	John	T	Oklahoma	1971–76	67
Watters	Ricky	RB	Notre Dame	1991–94	32
Waymer	Dave	DB	Notre Dame	1990–91	43
Weaver	Jed	TE	Oregon	2003	88
Webb	Jimmy	DT	Mississippi State	1975–80	74
Webster	Jason	CB	Texas A&M	2000–03	36
Weinke	Chris	QB	Florida State	2007	17
Wells	Mike	TE	San Diego State	1987	40
Wells	Ray	LB	Arizona	2004–05	59
Wersching	Ray	K	California	1977–87	14
Wesley	Joe	LB	LSU	1999	56
West	Robert	WR	San Diego State	1974	85
Westbrook	Brian	RB	Villanova	2010	20
White	Bob	HB	Stanford	1951–52	25, 85
Whiting	Brandon	DE	California	2004	94
Whitmore	David	S	Stephen F. Austin	1991–92	41
Whitner	Donte	S	Ohio State	2011–13	31
Wilcox	Dave	LB	Oregon	1964–74	64
Wilhelm	Matt	LB	Ohio State	2009	57
<b>Wilhoite</b>	<b>Michael</b>	<b>LB</b>	<b>Washburn</b>	<b>2012–*</b>	<b>57</b>
Wilkerson	Jerry	DE	Oregon State	1980	60, 66
Wilkins	David	LB	Eastern Kentucky	1992	66
Wilkins	Gabe	DE	Gardner–Webb	1998–99	98

Last	First	Position	College	Years	Jersey #
Wilkins	Jeff	K	Youngstown State	1995–96	14
Wilks	Greg	LB	Montana State	1987	99
Willard	Ken	FB	North Carolina	1965–73	40
Williams	Alfred	DE	Colorado	1995	91
Williams	Andrew	DE	Miami (Fla.)	2003–05	94, 99
Williams	Brandon	WR	Wisconsin	2006–07	17, 81
Williams	Chad	S	Southern Mississippi	2006	25
Williams	Dave	RB	Colorado	1977–78	30
Williams	Delvin	RB	Kansas	1974–77	24
Williams	Gerard	DB	Langston	1979–80	29
Williams	Herb	CB	Southern	1980	23
Williams	Howie	HB	Howard	1963	28
<b>Williams</b>	<b>Ian</b>	<b>NT</b>	<b>Notre Dame</b>	<b>2011–*</b>	<b>93</b>
Williams	James	LB	Mississippi State	1997–98	27
Williams	James	DB	Fresno State	1996	53
Williams	Jamie	TE	Nebraska	1989–93	81
Williams	Jimmy	CB	Vanderbilt	2001–04	23
Williams	John	HB	USC	1954	25
Williams	Joel	C	Texas	1948	22
Williams	Kevin	WR/KR	Miami (Fla.)	2000	82
Williams	Kyle	WR	Arizona State	2010–13	10
Williams	Madieu	S	Maryland	2011	20
Williams	Melvin	DE	Kansas State	2004	71
Williams	Michael	CB	UCLA	1995	45
Williams	Newton	RB	Arizona State	1982	45
Williams	Renauld	LB	Hofstra	2005–06	59
Williams	Robert	CB	North Carolina	1999	24
Williams	Roy	T	Pacific	1963–64	66
Williams	Vince	FB	Oregon	1982–83	40
Williamson	Carlton	S	Pittsburgh	1981–88	27
Willig	Matt	T	USC	2000–02	77
Willis	Jamal	RB	Brigham Young	1995–96	24
<b>Willis</b>	<b>Patrick</b>	<b>LB</b>	<b>Mississippi</b>	<b>2007–*</b>	<b>52</b>
Wilmsmeyer	Klaus	P	Louisville	1992–94	10
Wilson	Billy	E	San Jose State	1951–60	52, 84
Wilson	Jim	G	Georgia	1965–66	63
Wilson	Troy	DE	Pittsburg State	1993–94, 2001	71, 92
Wilson	Karl	DL	LSU	1993	77
Wilson	Jerry	LB	Auburn	1960	82
Wilson	Cedrick	WR	Tennessee	2001–04	84
Wilson	Mike	WR	Washington State	1981–90	85
Winborn	Jamie	LB	Vanderbilt	2001–05	55
Windsor	Bob	E	Kentucky	1967–71	89
Winston	Lloyd	FB	USC	1962–63	32
Wismann	Pete	LB	St. Louis	1949–52, 54	22, 52
Witcher	Dick	E	UCLA	1966–73	34, 88
Wittenborn	John	G	Southeast Missouri	1958–60	66
Wittum	Tom	P	Northern Illinois	1973–77	13
Woitt	John	DB	Mississippi State	1968–69	48
Wondolowski	Bill	WR	Eastern Montana	1969	33
Woodall	Lee	LB	West Chester	1994–99	54
Woods	Don	RB	New Mexico	1980	47
Woods	Rashaun	WR	Oklahoma State	2004–05	81
Woodson	Rod	CB	Purdue	1997	26
Woodson	Abe	HB	Illinois	1958–64	40
Woudenberg	John	T	Denver	1946–49	41
Wragge	Tony	G	New Mexico State	2005–10	69
Wright	Eric	CB	UNLV	2013	30
Wright	Eric	CB	Missouri	1981–90	21
Wynn	DeShawn	RB	Florida	2010	29

**Y**

Yonamine	Wally	HB	Farrington High (Hl.)	1947	94
Young	Steve	QB	Brigham Young	1987–99	8
Young	Charle	TE	USC	1980–82	86
Young	Bryant	DT	Notre Dame	1994–07	97
Youngelman	Sid	T	Alabama	1955	77
Yowarsky	Walt	C	Kentucky	1958	58

**Z**

Zamlynski	Zigmond	HB	Villanova	1946	71
Zeigler	Dominique	WR	Baylor	2008, 2010	17
Zelenka	Joe	LS	Wake Forest	1999	52
Zendejas	Tony	K	Nevada	1995	7

## ALL-TIME PRACTICE SQUAD ROSTER SINCE 1993

## A

Last	First	Position	College	Years
Adams	Mike	FS	Delaware	2004
Alcorn	Zac	TE	Black Hills State	2007
Allen	Bosley	WR	North Carolina	2003
Allen	Brian	RB	Stanford	2005
Amundson	Allan	RB	Oregon	2003
Anderson	Morris	WR	Baylor	1999
Anelli	Mark	TE	Wisconsin	2002
Archibald	Ben	T	Brigham Young	2003
Armstrong	Antonio	DE	Texas A&M	1995

## B

Last	First	Position	College	Years
Bakhtiari	Eric	LB	San Diego	2008, 2010
Barton	Kirk	T	Ohio State	2009
Bateman	Eric	T	Brigham Young	1998
Beeler	Chase	C	Stanford	2011
Bell	Shonn	TE	Virginia–Wise	2000
Bethel–Thompson	McLeod	QB	Sacramento State	2013
Bing	Darnell	OLB	Southern California	2007
Birdine	Larry	DE	Oklahoma	2008
Blades	Al	DB	Miami	2001
Blevins	Tony	FS	Kansas	1998
Boone	Alex	T	Ohio State	2009
Bradford	Mark	WR	Stanford	2008
Bradley	Mario	DB	Southern California	1997
Branch	Darrick	WR	Hawaii	1995
Brewer	C.J.	WR	Wyoming	2006
Briggs	Diyral	OLB	Bowling Green	2009
Bristol	Mark	T	Mansfield	2001
Brock	Tramaine	CB	Belhaven	2010
Brown	Darwin	CB	Texas Tech	1999
Brown	Jarrett	QB	West Virginia	2010
Browning	Alfonzo	WR	Kentucky	1994–95
Bruce	Arland	WR	Minnesota	2003
Bryant	Junior	DT	Notre Dame	1994
Burnett	Bryce	TE	San Jose State	1994
Burnett	Martail	DE	Utah	2009
Butler	Carson	TE	Michigan	2009
Bykowski	Carter	T	Iowa State	2013

## C

Last	First	Position	College	Years
Caldwell	Mike	WR	California	1994–95
Carr	William	DT	Michigan	2000
Carrier	Derek	TE	Beloit	2013
Carter	Dwight	WR	Hawaii	2000
Carter	Eric	DB	Knoxville	1996
Caulcrick	Jehuu	RB	Michigan State	2010
Childress	O.J.	LB	Clemson	2000
Clayton	Carey	C	Texas–El Paso	2001
Clayton	Thomas	RB	Kansas State	2007–08
Cloherly	Colin	TE	Brown	2010
Cloman	Scott	WR	Southern U.	2002–03
Coleman	Herbert	DE	Trinity, Ill.	1995
Collins	Dobson	WR	Gardner–Webb	2009
Cooper	Josh	DE	Mississippi	2004
Cooper	Roger	LB	Montana State	2005
Crecion	Gabe	TE	UCLA	2004
Cunningham	Alonzo	G	Iowa	2003–04
Curry	Markus	CB	Michigan	2007

## D

Last	First	Position	College	Years
Dahl	Harvey	G	Nevada	2005, 2007
Davis	Bruce	OLB	UCLA	2010, 2012
Davis	Ennis	DT	Southern California	2001
Davis	Jerome	T	Minnesota	2002–03
Davis	Nate	QB	Ball State	2010
Davison	Jerone	RB	Arizona State	1995
Dildine	Steve	LB	Washington State	2007
Divens	Lamar	DL	Tennessee State	2012
Doman	Brandon	QB	Brigham Young	2004
Draft	Chris	OLB	Stanford	1999
Duckett	Damane	DT	East Carolina	2006–07

## E

Last	First	Position	College	Years
Eiland	Deandre	S	South Carolina	2005
Ellison	Atiyah	DT	Missouri	2008
Elmore	Ricky	LB	Arizona	2011
Emanuel	Ben	S	UCLA	2005
Estrada	Sean	T	Pennsylvania	2007

## F

Last	First	Position	College	Years
Farris	Jimmy	WR	Montana	2001
Feugill	John	T	Maryland	2002
Fields	Chafie	WR	Penn State	2000
Finley	Joe Jon	TE	Oklahoma	2008–09
Fleck	P.J.	WR	Northern Illinois	2004
Fountaine	Jamal	DE	Washington	1994
Fulton	Xavier	T	Illinois	2010

## G

Last	First	Position	College	Years
Gentry	Josh	LB	Indianapolis	2000
Grant	Bakari	WR	California–Davis	2010
Grant	Larry	LB	Ohio State	2008
Grieb	Mike	TE	UCLA	1999

## H

Last	First	Position	College	Years
Hairston	Jason	LB	California–Davis	1995
Hall	Chad	WR	Air Force	2012
Hall	Derek	T	Stanford	2011
Hall	Lamont	TE	Clemson	1999
Hamdan	Gibran	QB	Indiana	2006
Hampton	Jewel	RB	Southern Illinois	2013
Hannon	Chris	WR	Tennessee	2008
Hanson	Joselio	CB	Texas Tech	2003
Harden	Michael	CB	Missouri	2005
Harris	Mark	WR	Stanford	1996
Hastings	Joe	WR	Washburn	2011
Heard	Ronnie	S	Mississippi	2000
Herold	Zac	TE	Nebraska–Omaha	2007
Herrion	Thomas	G	Utah	2004
Herzing	Adam	WR	Cal Poly	2003
Hicks	Maurice	RB	North Carolina A&T	2004
Hill	Kahlil	WR	Iowa	2003
Hoffman–Ellis	Alex	LB	Washington State	2012
Holloway	Menson	DE	Texas–El Paso	2001
Holmes	Louis	DE	Arizona	2008
Hopson	Tyrone	G	Eastern Kentucky	2000
Howell	Nick	T	Southern California	2010
Hunter	Brice	WR	Georgia	1996

I				
Last	First	Position	College	Years
Isom	Jasen	FB	Western Illinois	2002–03
Ivlow	John	RB	Colorado State	1994
Iwuchukwu	Bobby	LB	Purdue	2006

J				
Last	First	Position	College	Years
Jacobs	Chuck	WR	Utah State	2013
Jarrett	Craig	P	Michigan State	2002
Jensen	Erik	TE	Iowa	2004
Jerod–Eddie	Tony	DT	Texas A&M	2012
Johnson	Ian	RB	Boise State	2011
Johnson	Cam	LB	Virginia	2012
Jones	Colin	FS	Texas Christian	2011
Jones	Jim	G	Notre Dame	2005
Jordan	James	WR	Louisiana Tech	2002–03
Josue	Steve	LB	Carson–Newman	2004
Jurovich	Kevin	WR	San Jose State	2010

K				
Last	First	Position	College	Years
Katnik	Norm	G	Southern California	2005
Keasey	Zak	FB	Princeton	2005–07
Keith	John	S	Furman	2002–03
Keneley	Matt	DT	Southern California	1999–00
Kobdich	Josh	T	Fresno State	1999
Kopa	Matt	T	Stanford	2010
Kristick	Keaton	LB	Oregon State	2010
Kuehl	Ryan	LS	Virginia	1995

L				
Last	First	Position	College	Years
Lamb	Marc	T	Montana	1997
Landolt	Dennis	G	Penn State	2010
Landry	Michael	DE	Southern U.	2003–04
Lattimore	Keon	RB	Maryland	2009
Ledford	Dwayne	C	East Carolina	1999
Lee	Austin	DE	Stanford	2002–03
LeGree	Mark	DB	Appalachian State	2011
Lewis	Jermaine	WR	Western Michigan	2003
Lewis	Jonas	RB	San Diego State	2000
Lockett	Aaron	WR	Kansas State	2002
Lockett	Ricardo	WR	Fort Valley State	2012
Long	Lance	WR	Mississippi State	2010

M				
Last	First	Position	College	Years
Malveaux	Kelly	CB	Arizona	1998
Manuel	Sam	LB	New Mexico State	1996
Maragos	Chris	DB	Wisconsin	2010
Masifilo	Matthew	DT	Stanford	2012
Matthews	John	WR	San Diego	2011
Maxwell	Marcus	WR	Oregon	2005–06
McGuirk	Pat	DB	Cal Poly	1995–96
McKenzie	Kevin	WR	Washington State	1998
Miller	Brit	FB	Illinois	2009
Mincey	Jeremy	DE	Florida	2006
Miranda	Paul	CB	Central Florida	2000
Mitchell	Khalif	DT	East Carolina	2009
Moore	Jason	FS	San Diego State	2000
Morris	Darryl	CB	Texas State	2013

N				
Last	First	Position	College	Years
Nelms	Cory	DB	Miami	2011
Netter	Al	G	Northwestern	2012–13
Newberry	Jared	LB	Stanford	2006
Noble	Brandon	DT	Penn State	1997–98

O				
Last	First	Position	College	Years
Olivo	Brock	FB	Missouri	1998
Olson	Drew	QB	UCLA	2007
Omameh	Patrick	G	Michigan	2013
Omon	Xavier	RB	Northwest Missouri St.	2010–11

P				
Last	First	Position	College	Years
Palmer	Nathan	WR	Northern Illinois	2012
Parks	Nathan	C	Stanford	2001
Pay	Garry	C	Brigham Young	1994
Peters	Scott	C	Arizona State	2004
Pitts	Stephen	RB	Penn State	1996
Posey	Jeff	OLB	Southern Mississippi	1997
Provost	Tim	T	San Jose State	2004
Purcell	Mike	NT	Wyoming	2013

R				
Last	First	Position	College	Years
Rabb	Jerard	WR	Boise State	2007
Rabe	Russel	DE	Minnesota–Duluth	2006
Radovich	Drew	T	Southern California	2009
Reed	D'Aundre	LB	Arizona	2013
Reed	Rayshun	DB	Troy	2004
Reese	Albert	DT	Grambling	1996–97
Reese	Marcus	LB	UCLA	2003
Renteria	D.J.	DT	New Mexico	2004
Reuland	Konrad	TE	Stanford	2011
Richie	David	DT	Washington	1998
Rodgers	Cory	WR	Texas Christian	2006
Roland	Justin	LB	Kansas State	2008
Rubio	Angel	DE	S.E. Missouri	1998
Rutherford	Reynard	RB	California	1996–97

S				
Last	First	Position	College	Years
Salmon	Mike	DB	Southern California	1996
Sanders	Darryl	DE	Virginia	2002
Scaccia	Fabrizio	K	No College	2010
Scharff	Scott	DE	Stanford	2005
Serwanga	Wasswa	CB	UCLA	1999
Shaw	Josh	DT	Michigan State	2003
Shearer	Curtis	WR	San Diego State	1996–97
Sheets	Kory	RB	Purdue	2009
Simmons	Monte	LB	Kent State	2011
Simonton	Ken	RB	Oregon State	2004
Smith	Harrison	DB	California	2006
Smith	Jonathan	RB	Washington State	2004
Smith	Trent	TE	Oklahoma	2005
Smith	Tyrone	DB	Baylor	1996, 1998
Smith	Tyson	LB	Iowa State	2007
Sobieski	Ben	G	Iowa	2005
Stanley	Matt	FB	UCLA	2004
Stanley	Ronald	LB	Michigan State	2005
Steele	Ben	TE	Mesa State	2002
Stephenson	Milford	T	Kansas State	2001
Stewart	Carl	RB	Auburn	2008
Strickland	Vernon	LB	Georgia Tech	1998
Suisham	Shaun	K	Bowling Green	2006
Swaggert	Brent	T	Montana State	2004
Swanson	Dax	CB	Sam Houston State	2013
Swanson	Pete	G	Stanford	1999
Swift	Justin	TE	Kansas State	1999

T				
Last	First	Position	College	Years
Taylor	Curtis	S	Louisiana State	2012
Taylor	Kerry	WR	Arizona State	2011
Tenner	Jason	DT	Villanova	1999
Thomas	Edward	OLB	Georgia Southern	2000
Thomas	Michael	S	Stanford	2012–13
Thornton	Bruce	CB	Georgia	2005
Thornton	Carlos	DE	Alcorn State	1997
Toledo	Joe	T	Washington	2008
Toliver	Antoine	WR	Bethune–Cookman	2002
Treaulo	Ahmad	CB	Southern U.	2005
Tucker	B.J.	CB	Wisconsin	2005–06
Tukuafu	Will	DE	Oregon	2010

U				
Last	First	Position	College	Years
Ulmer	Artie	OLB	Valdosta State	2000

W				
Last	First	Position	College	Years
Wallace	Larry	WR	Southern California	1994
Washington	Mark	LB	Texas State	2007
Washington	Tavares	T	Florida	2006–07
Wesley	Joe	LB	Louisiana State	1999
Whitley	Eddie	CB	Virginia Tech	2012
Wiggins	Kenny	T	Fresno State	2012
Wilder	Sam	T	Colorado	2005–06
Wilhoite	Michael	LB	Washburn	2011–12
Williams	Brad	C	Notre Dame	2001
Williams	Jimmy	CB	Vanderbilt	2001
Williams	Michael	DB	UCLA	1995
Williams	Renauld	LB	Hofstra	2005–06
Wishom	Jerron	DB	Louisiana Tech	2006
Wright	Rodney	WR	Fresno State	2009
Wright–Fair	Shaumbe	RB	Washington State	1994
Wylie	Devon	WR	Fresno State	2013
Wynn	DeShawn	RB	Florida	2010

Y				
Last	First	Position	College	Years
Yates	Max	LB	Marshall	2004

Z				
Last	First	Position	College	Years
Zeigler	Dominique	WR	Baylor	2007–09
Zeigler	Doug	TE	Mississippi	2004

## ALL-TIME UNDRAFTED FREE AGENTS TO MAKE THE ROSTER

## 1994

Last	First	Position	College	Years
Barber	Rudy	G	Miami	1994
Carolan	Brett	TE	Washington State	1994

## 1995

Last	First	Position	College	Years
Willis	Jamal	RB	Brigham Young	1995

## 1996

Last	First	Position	College	Years
Benefield	Daved	LB	Cal State–Northridge	1996
Fiore	Dave	G	Hofstra	1996
Harris	Mark	WR	Stanford	1996

## 1997

Last	First	Position	College	Years
Bradford	Vince	LB	Arkansas	1997
Bronson	Zack	FS	McNeese State	1997

## 1998

Last	First	Position	College	Years
Blevins	Tony	FS	Kansas	1998
Hobgood–Chittick	Nate	DT	North Carolina	1998
Richey	Wade	K	Louisiana State	1998

## 1999

Last	First	Position	College	Years
Dercher	Dan	T	Kansas	1999
Garcia	Jeff	QB	San Jose State	1999
Ledford	Dwayne	C	East Carolina	1999
Stanley	Chad	P	Stephen F. Austin	1999
Wesley	Joe	LB	Louisiana State	1999
Zelenka	Joe	LS	Wake Forest	1999

## 2000

Last	First	Position	College	Years
Dunlap	London	DE	Texas Christian	2000
Dupree	Terrence	TE	Duke	2000
Heard	Ronnie	SS	Mississippi	2000
Killings	Cedric	DT	Carson–Newman	2000
Lewis	Jonas	RB	San Diego State	2000
Thomas	Edward	OLB	Georgia Southern	2000

## 2001

Last	First	Position	College	Years
Baker	Jason	P	Iowa	2001
Blades	Al	DB	Miami	2001
Costa	Dave	G	Wisconsin	2001
Elam	Shane	OLB	Mississippi	2001
McCurlley	Jeff	C	Pittsburgh	2001
Ray	Ricky	QB	Sacramento State	2001
Schlecht	John	DT	Minnesota	2001
Stephenson	Milford	T	Kansas State	2001
Stewart	Quincy	ILB	Louisiana Tech	2001

## 2002

Last	First	Position	College	Years
Moore	Brandon	ILB	Oklahoma	2002
Osika	Craig	G	Indiana	2002
Robertson	Jamal	RB	Ohio Northern	2002
Strong	Frank	OLB	Southern California	2002

## 2003

Last	First	Position	College	Years
Carpenter	Dwaine	FS	North Carolina A&T	2003

## 2004

Last	First	Position	College	Years
Adams	Mike	FS	Delaware	2004
Cooper	Josh	DE	Mississippi	2004
Fleck	P.J.	WR	Northern Illinois	2004
Reed	Rayshun	DB	Troy	2004

## 2005

Last	First	Position	College	Years
Amey	Otis	WR	Sacramento State	2005
Dahl	Harvey	G	Nevada	2005
Thornburg	Jeremy	FS	Northern Arizona	2005

## 2009

Last	First	Position	College	Years
Miller	Brit	FB	Illinois	2009
Briggs	Diyral	OLB	Bowling Green	2009
Walker	Derek	DE	Illinois	2009

## 2010

Last	First	Position	College	Years
Brock	Tramaine	CB	Belhaven	2010
Joseph	Alex	LB	Temple	2010
Kristick	Keaton	LB	Oregon State	2010
Maragos	Chris	DB	Wisconsin	2010
Tukuafu	Will	DE	Oregon	2010

## 2011

Last	First	Position	College	Years
Bogan	Dontavia	WR	South Florida	2011
Dobbs	Demarcus	DE	Georgia	2011
Hastings	Joe	WR	Washburn	2011
Tolzien	Scott	QB	Wisconsin	2011
Williams	Ian	NT	Notre Dame	2011

## 2012

Last	First	Position	College	Years
Celek	Garrett	TE	Michigan State	2012
Hampton	Jewel	RB	Southern Illinois	2012
Jerod–Eddie	Tony	DT	Texas A&M	2012

## 2013

Last	First	Position	College	Years
McDermott	Kevin	LS	UCLA	2013
Morris	Darryl	CB	Texas State	2013

## 49ERS STARTERS

## 1950

## Offense

LE	51	Gordy Soltau/ Hal Shoener/ Alex Loyd
LT	41	Don Campora/ Harley Dow
LG	37	Homer Hobbs/ Leo Nomellini
C	23	Bill Johnson
RG	33	Bruno Banducci/ Charles Shaw
RT	46	Clay Matthews/ Ray Collins
RE	53	Alyn Beals
QB	63	Frank Albert
LHB	83	Sam Cathcart/ Jim Cason/ Emil Sitko
RHB	91	John Strzykalski
FB	74	Joe Perry/ Norm Standlee

## Defense

LE	52	Hal Shoener
LT	42	Leo Nomellini
MG	34	Visco Grgich
RT	43	Ray Collins
RE	54	Gail Bruce
LLB	71	Verl Lillywhite
MLB	22	Pete Wismann
RLB	72	Norm Standlee/ Don Burke
LW	83	Sam Cathcart
RW	92	Lowell Wagner
S	62	Jim Powers

## 1951

## Offense

LE	51	Gordy Soltau/ Alyn Beals
LT	43	Ray Collins/ Leo Nomellini
LG	37	Nick Feher/ Don Burke
C	23	Bill Johnson
RG	33	Bruno Banducci
RT	42	Leo Nomellini/ Ray Collins
RE	58	Billy Wilson/ Alyn Beals
QB	63	Frank Albert/ Y.A. Tittle
LHB	81	Verl Lillywhite
RHB	91	John Strzykalski/ Pete Schabarum
FB	74	Joe Perry/ Norm Standlee

## Defense

LE	47	Ed Henke
LT	43	Ray Collins/ Leo Nomellini
MG	34	Visco Grgich/ Al Carapella/ Bob Downs
RT	42	Leo Nomellini/

RE	54	Gail Bruce
LLB	72	Norm Standlee/ Jim Powers
MLB	73	Hardy Brown
RLB	22	Pete Wismann/ Verl Lillywhite/ Don Burke
LW	62	Jim Powers/ Rex Berry
RW	92	Lowell Wagner
S	93	Jim Cason

## 1952

## Offense

LE	82	Gordy Soltau/ Bill Jessup/ J.R. Boone
LT	62	Bob Toneff
LG	69	Jerry Smith/ Nick Feher
C	53	Bill Johnson/ Pete Wismann
RG	63	Bruno Banducci
RT	73	Leo Nomellini
RE	84	Billy Wilson
QB	13	Frank Albert/ Y.A. Tittle
LHB	22	Joe Arenas/ J.R. Boone/ Gordy Soltau
RHB	39	Hugh McElhenny
FB	34	Joe Perry

## Defense

LE	89	Ed Henke
LT	73	Leo Nomellini
MG	68	Bob Momsen/ Visco Grgich
RT	75	Al Carapella
RE	83	Pat O'Donahue/ Charlie Powell
LLB	15	Jim Powers
MLB	33	Hardy Brown
RLB	68	Don Burke
LW	23	Rex Berry
RW	42	Lowell Wagner
S	43	Jim Cason/ Sam Cathcart

## 1953

## Offense

LE	82	Gordy Soltau
LT	64	Doug Hogland/ Hal Miller
LG	69	Jerry Smith
C	53	Bill Johnson
RG	63	Bruno Banducci
RT	79	Bob St.Clair
RE	84	Billy Wilson
QB	14	Y.A. Tittle/ Jim Powers
LHB	22	Joe Arenas
RHB	39	Hugh McElhenny
FB	34	Joe Perry

## Defense

LE	83	Clay Matthews/ Charlie Powell/ Bob Van Doren
LT	73	Leo Nomellini
MG	62	Art Michalik
RT	75	Al Carapella
RE	87	Charlie Powell/ Bob Van Doren
LLB	36	John Morton/ Don Burke
MLB	33	Hardy Brown
RLB	54	Jack Manley
LH	23	Rex Berry
RH	42	Lowell Wagner/ Joe Arenas
S	45	Fred Bruney/ Jim Powers

## 1954

## Offense

LE	82	Gordy Soltau/ Bill Jessup
LT	64	Doug Hogland
LG	67	Nick Feher
C	53	Bill Johnson/ Pete Brown
RG	63	Bruno Banducci/ Ted Connolly
RT	79	Bob St.Clair
RE	84	Billy Wilson
QB	14	Y.A. Tittle/ Jim Cason
LHB	35	John H. Johnson/ Joe Arenas
RHB	39	Hugh McElhenny/ Bill Jessup
FB	34	Joe Perry

## Defense

LE	83	Clay Matthews
LT	73	Leo Nomellini
MG	75	Al Carapella/ Art Michalik/ Bob Hantla
RT	76	Marion Campbell/ Al Carapella
RE	86	Jackson Brumfield
LLB	33	Hardy Brown/ Billy Mixon/ Pete Brown
RLB	74	Bob Toneff/ Billy Mixon/ Don Burke
LW	23	Rex Berry/ Pete Schabarum/ Bill Jessup
RW	22	Joe Arenas/ Pete Schabarum
LS	25	John Williams
RS	43	Jim Cason/ Joe Arenas

## 1955

## Offense

LE	82	Gordy Soltau/ Carroll Hardy
LT	73	Leo Nomellini
LG	64	Doug Hogland/ Eldred Kraemer
C	53	Bill Johnson
RG	68	Lou Palatella/ Ed Sharkey
RT	79	Bob St.Clair
RE	84	Billy Wilson
QB	14	Y.A. Tittle
LHB	22	Joe Arenas/ John H. Johnson/ Dickie Moegle/ Hugh McElhenny
RHB	39	Hugh McElhenny/ Carroll Hardy/ Joe Arenas
FB	34	Joe Perry/ Lem Harkey

## Defense

LE	83	Clay Matthews
LT	74	Bob Toneff/ Al Carapella
MG	75	Al Carapella/ Bob Hantla/ Tom Stolhandske
RT	76	Marion Campbell
RE	87	Charlie Powell/ Tom Stolhandske
LLB	55	Matt Hazeltine/ Ed Beatty/ Hardy Brown
RLB	33	Hardy Brown/ Bob Hantla
LW	40	George Maderos/ Paul Carr/ John H. Johnson
RW	49	Bob Luna/ John H. Johnson
LS	23	Rex Berry
RS	47	Dicky Moegle/ Bob Luna/ Ernie Smith

## 1956

## Offense

LE	82	Gordy Soltau/ Clyde Conner
LT	78	Bob Cross/ Ed Henke
LG	74	Bob Toneff/ Ed Sharkey/ Ted Connolly/ Lou Palatella
C	53	Bill Johnson/ George Morris
RG	75	Ed Henke/ Bob Toneff/ Ted Connolly/ Lou Palatella
RT	79	Bob St.Clair
RE	84	Billy Wilson

QB	14	Y.A. Tittle/ Earl Morrall
LHB	39	Hugh McElhenny/ Dickie Moegle
RHB	22	Joe Arenas/ John H. Johnson/ Bill Jessup
FB	34	Joe Perry/ John H. Johnson

## Defense

LE	77	Bruce Bosley
LT	73	Leo Nomellini
RT	72	Bill Herchman/ Bob Toneff
RE	87	Charlie Powell/ Ed Henke
LLB	50	Stan Sheriff/ Ed Sharkey/ Leo Rucka
MLB	54	Ed Beatty/ John Gonzaga/ Charlie Powell/ Tony Sardisco
RLB	55	Matt Hazeltine/ George Morris
LW	40	George Maderos/ Paul Carr/ Rex Berry
RW	57	Paul Carr/ Ernie Smith
LS	23	Rex Berry/ Bob Holladay
RS	47	Dicky Moegle/ Fred Bruney

## 1957

## Offense

LE	88	Clyde Conner/ Gordy Soltau/ Hugh McElhenny
LT	78	Bob Cross
LG	68	Lou Palatella/ Bruce Bosley
C	53	Frank Morze
RG	64	Ted Connolly/ Lou Palatella/ Bruce Bosley
RT	79	Bob St.Clair/ Tom Dahms/ John Gonzaga
RE	84	Billy Wilson/ Gordy Soltau
QB	14	Y.A. Tittle/ John Brodie
LHB	39	Hugh McElhenny/ Joe Perry
RHB	27	R.C. Owens
FB	32	Gene Babb/ Joe Perry/ Larry Barnes

## Defense

LE	75	Ed Henke
LT	73	Leo Nomellini
RT	72	Bill Herchman
RE	74	Bob Toneff

LLB 55 Matt Hazeltine/  
54 Marv Matuszak/  
50 Stan Sheriff  
MLB 54 Marv Matuszak/  
52 Karl Rubke  
RLB 87 Charlie Powell/  
55 Matt Hazeltine  
LW 24 J.D. Smith/  
57 Paul Carr  
RW 20 Bill Stits  
LS 40 Bob Holladay/  
42 Jim Ridlon/  
44 Val Joe Walker  
RS 47 Dicky Moegle/  
44 Val Joe Walker

**1958**

**Offense**

LE 88 Clyde Conner  
LT 78 Bob Cross/  
76 John Gonzaga  
LG 77 Bruce Bosley/  
68 Lou Palatella  
C 58 Walt Yowarsky/  
53 Frank Morze/  
52 Karl Rubke/  
68 Lou Palatella  
RG 64 Ted Connolly/  
66 John Wittenborn  
RT 79 Bob St.Clair  
RE 84 Billy Wilson/  
82 Gordy Soltau/  
87 Fred Dugan  
QB 12 John Brodie/  
14 Y.A. Tittle  
LHB 39 Hugh McElhenny  
RHB 27 R.C. Owens  
FB 34 Joe Perry

**Defense**

LE 75 Ed Henke  
LT 73 Leo Nomellini  
MG 52 Karl Rubke/  
57 Dennit Morris  
RT 72 Bill Herchman  
RE 74 Bob Toneff  
LLB 54 Marv Matuszak/  
50 Jerry Tubbs/  
66 John Wittenborn  
RLB 55 Matt Hazeltine  
LH 80 Jerry Mertens  
RH 20 Bill Stits  
LS 42 Jim Ridlon/  
29 Bill Atkins  
RS 29 Bill Atkins/  
47 Dicky Moegle/  
42 Jim Ridlon

**1959**

**Offense**

LE 88 Clyde Conner/  
87 Fred Dugan/  
27 R.C. Owens/  
47 Dicky Moegle  
LT 78 John Thomas/  
76 John Gonzaga  
LG 77 Bruce Bosley/  
66 John Wittenborn  
C 53 Frank Morze/  
52 Karl Rubke  
RT 79 Bob St.Clair  
RE 84 Billy Wilson  
QB 14 Y.A. Tittle/  
12 John Brodie  
LHB 24 J.D. Smith/  
39 Hugh McElhenny  
RHB 39 Hugh McElhenny/  
27 R.C. Owens/  
87 Fred Dugan/  
24 J.D. Smith  
FB 34 Joe Perry/  
28 C.R. Roberts  
LE 75 Ed Henke  
LT 73 Leo Nomellini  
RT 63 Monte Clark/  
74 Henry Schmidt/  
72 Bill Herchman  
RE 70 Charlie Krueger  
LLB 33 Clancy Osborne/  
52 Karl Rubke  
MLB 50 Jerry Tubbs  
RLB 55 Matt Hazeltine  
LH 80 Jerry Mertens  
RH 40 Abe Woodson  
LS 25 Dave Baker  
RS 44 Eddie Dove

52 Karl Rubke  
RG 64 Ted Connolly  
RT 79 Bob St.Clair  
RE 84 Billy Wilson  
QB 14 Y.A. Tittle/  
12 John Brodie  
LHB 24 J.D. Smith/  
39 Hugh McElhenny  
RHB 39 Hugh McElhenny/  
27 R.C. Owens/  
87 Fred Dugan/  
24 J.D. Smith  
FB 34 Joe Perry/  
28 C.R. Roberts

**Defense**

LE 75 Ed Henke  
LT 73 Leo Nomellini  
RT 63 Monte Clark/  
74 Henry Schmidt/  
72 Bill Herchman  
RE 70 Charlie Krueger  
LLB 33 Clancy Osborne/  
52 Karl Rubke  
MLB 50 Jerry Tubbs  
RLB 55 Matt Hazeltine  
LH 80 Jerry Mertens  
RH 40 Abe Woodson  
LS 25 Dave Baker  
RS 44 Eddie Dove

**1960**

**Offense**

LE 88 Clyde Conner  
LT 78 John Thomas/  
63 Monte Clark  
LG 77 Bruce Bosley  
C 53 Frank Morze/  
52 Karl Rubke  
RG 62 Mike Magac/  
64 Ted Connolly  
RT 79 Bob St.Clair/  
76 Len Rohde  
RE 85 Monty Stickles/  
87 Dee Mackey  
QB 12 John Brodie/  
14 Y.A. Tittle  
LHB 39 Hugh McElhenny/  
24 J.D. Smith  
RHB 27 R.C. Owens/  
39 Hugh McElhenny  
FB 24 J.D. Smith/  
28 C.R. Roberts

**Defense**

LE 86 Dan Colchico/  
63 Monte Clark  
LT 73 Leo Nomellini/  
74 Henry Schmidt  
RT 63 Monte Clark/  
53 Frank Morze  
RE 70 Charlie Krueger  
LLB 83 Gordon Kelley/  
33 Clancy Osborne  
MLB 54 Bob Harrison/  
75 Ed Henke  
RLB 55 Matt Hazeltine/  
75 Ed Henke  
LH 80 Jerry Mertens

RH 40 Abe Woodson  
LS 25 Dave Baker/  
42 Jim Ridlon  
RS 44 Eddie Dove

**1961**

**Offense**

LE 89 Aaron Thomas (6)/  
88 Clyde Conner (5)  
LT 78 John Thomas (14)  
LG 77 Bruce Bosley (14)  
C 53 Frank Morze (14)  
RG 64 Ted Connolly (14)  
RT 79 Bob St.Clair (12)/  
76 Len Rohde (2)  
RE 85 Monty Stickles (14)  
QB 12 John Brodie (14)  
LHB 24 J.D. Smith (12)/  
40 Abe Woodson (2)  
RHB 27 R.C. Owens (13)  
FB 32 C.R. Roberts.(10)

**Defense**

LE 86 Dan Colchico (14)  
LT 73 Leo Nomellini (14)  
RT 63 Monte Clark (8)/  
70 Charlie Krueger (5)  
RE 70 Charlie Krueger (9)/  
60 Roland Lakes (5)  
LLB 83 Gordon Kelley (14)/  
33 Clancy Osborne (5)  
MLB 54 Bob Harrison (10)/  
66 Carlton Kammerer (4)  
4RLB 55 Matt Hazeltine (14)  
LH 80 Jerry Mertens (10)/  
40 Abe Woodson (4)  
RH 40 Abe Woodson (7)/  
37 Jimmy Johnson (7)  
LS 25 Dave Baker (14)  
RS 44 Eddie Dove (14)

**1962**

**Offense**

LE 88 Clyde Conner (9)/  
85 Monty Stickles (5)  
LT 60 Roland Lakes (8)/  
78 John Thomas (6)  
LG 62 Mike Magac (14)  
C 77 Bruce Bosley (9)/  
52 Karl Rubke (5)  
RG 64 Ted Connolly (11)/  
72 Leon Donohue (3)  
RT 79 Bob St.Clair (7)/  
76 Len Rohde (5)  
RE 85 Monty Stickles (9)/  
30 Bernie Casey (5)  
QB 12 John Brodie (14)  
LHB 17 Billy Kilmer (10)/  
24 J.D. Smith (1)/  
35 Bobby Gaiters (1)/  
33 Jim Vollenweider (1)/  
88 Clyde Conner (1)  
RHB 37 Jimmy Johnson (7)/  
30 Bernie Casey (6)  
FB 24 J.D. Smith (13)

**Defense**

LE 86 Dan Colchico (14)  
LT 73 Leo Nomellini (14)  
RT 70 Charlie Krueger (13)

RE 74 Clark Miller (11)/  
75 John Mellekus (1)  
LLB 54 Ed Pine (12)  
MLB 78 John Thomas (7)/  
66 Carlton Kammerer (7)  
RLB 55 Matt Hazeltine (14)  
LH 80 Jerry Mertens (10)/  
45 Elbert Kimbrough (3)  
RH 40 Abe Woodson (14)  
LS 45 Elbert Kimbrough (6)/  
42 Jim Ridlon (6)/  
80 Jerry Mertens (2)  
RS 44 Eddie Dove (10)/  
29 Dale Messer (4)

**1963**

**Offense**

LE 88 Clyde Conner (9)/  
37 Jimmy Johnson (2)/  
30 Bernie Casey (2)  
LT 76 Len Rohde (14)  
LG 78 John Thomas (12)/  
77 Bruce Bosley (2)  
C 77 Bruce Bosley (7)/  
52 Karl Rubke (7)  
RG 72 Leon Donohue (14)  
RT 79 Bob St.Clair (14)  
RE 85 Monty Stickles (8)/  
84 Gary Knafelc (6)  
QB 17 Lamar McHan (9)/  
12 John Brodie (3)/  
11 Bobby Waters (2)  
LHB 42 Don Lisbon (8)/  
32 Lloyd Winston (3)  
RHB 30 Bernie Casey (10)  
FB 24 J.D. Smith (13)

**Defense**

LE 86 Dan Colchico (14)  
LT 70 Charlie Krueger (7)/  
73 Leo Nomellini (6)  
RT 60 Roland Lakes (13)  
RE 74 Clark Miller (14)  
LLB 54 Ed Pine (14)  
MLB 53 Mike Dowdle (13)  
RLB 55 Matt Hazeltine (13)  
LH 39 Kermit Alexander (11)  
RH 40 Abe Woodson (13)  
LS 45 Elbert Kimbrough (11)  
RS 37 Jim Johnson (11)/  
39 Kermit Alexander (3)

**1964**

**Offense**

LE 81 Dave Parks (14)  
LT 76 Len Rohde (14)  
LG 78 John Thomas (14)  
C 77 Bruce Bosley (14)  
RG 72 Leon Donohue (14)  
RT 67 Walter Rock (14)  
RE 85 Monty Stickles (14)  
QB 12 John Brodie (12)  
LHB 30 Bernie Casey (7)/  
42 Don Lisbon (4)/  
17 Billy Kilmer (3)  
RHB 30 Bernie Casey (6)/  
43 Dave Kopay (5)/  
42 Don Lisbon (2)  
FB 38 Mike Lind (10)/

22 Gary Lewis (3)  
**Defense**  
LE 86 Dan Colchico (11)/  
52 Karl Rubke (3)  
LT 70 Charlie Krueger (14)  
RT 60 Roland Lakes (14)  
RE 74 Clark Miller (12)  
LLB 64 Dave Wilcox (9)/  
54 Ed Pine (4)  
MLB 53 Mike Dowdle (14)  
RLB 55 Matt Hazeltine (14)  
LH 37 Jim Johnson (14)  
RH 40 Abe Woodson (7)/  
48 Ben Scotti (7)  
LS 45 Elbert Kimbrough (13)/  
39 Kermit Alexander (1)  
RS 39 Kermit Alexander (12)

**1965**

**Offense**

LE 81 Dave Parks (14)  
LT 76 Len Rohde (14)  
LG 78 John Thomas (14)  
C 77 Bruce Bosley (14)  
RG 68 Howard Mudd (14)  
RT 67 Walter Rock (14)  
RE 85 Monty Stickles (14)  
QB 12 John Brodie (13)  
LHB 44 John David Crow (13)  
RHB 30 Bernie Casey (14)  
FB 40 Ken Willard (14)

**Defense**

LE 52 Karl Rubke (11)  
LT 70 Charlie Krueger (14)  
RT 60 Roland Lakes (13)  
RE 74 Clark Miller (14)  
LLB 64 Dave Wilcox (14)  
MLB 53 Mike Dowdle (11)/  
50 Ed Beard (3)  
RLB 55 Matt Hazeltine (8)/  
58 Jack Chapple (6)  
LH 37 Jim Johnson (14)  
RH 80 Jerry Mertens (13)/  
39 Kermit Alexander (1)  
LS 45 Elbert Kimbrough (14)  
RS 39 Kermit Alexander (9)/  
20 George Donnelly (5)

**1966**

**Offense**

LE 81 Dave Parks (14)  
LT 76 Len Rohde (14)  
LG 78 John Thomas (14)  
C 77 Bruce Bosley (14)  
RG 68 Howard Mudd (14)  
RT 67 Walter Rock (14)  
RE 85 Monty Stickles (14)  
QB 12 John Brodie (13)  
HB 44 John David Crow (14)  
FB 40 Ken Willard (14)  
FL 30 Bernie Casey (13)

**Defense**

LE 75 Jim Norton (11)/  
80 Stan Hindman (3)  
LT 70 Charlie Krueger (14)  
RT 60 Roland Lakes (14)  
RE 74 Clark Miller (14)  
LLB 64 Dave Wilcox (14)



MLB 50 Ed Beard (14)  
 RLB 55 Matt Hazeltine (12)  
 LH 37 Jim Johnson (14)  
 RH 39 Kermit Alexander (14)  
 LS 45 Elbert Kimbrough (13)  
 RS 20 George Donnelly (6)/  
 27 Alvin Randolph (5))

**1967**

**Offense**

LE 81 Dave Parks (9)/  
 83 Sonny Randle (5)  
 LT 76 Len Rohde (14)  
 LG 66 Elmer Collett (9)/  
 78 John Thomas (5)  
 C 77 Bruce Bosley (14)  
 RG 68 Howard Mudd (14)  
 RT 67 Walter Rock (14)  
 RE 85 Monty Stickles (8)/  
 89 Bob Windsor (6)  
 QB 12 John Brodie (10)/  
 11 Steve Spurrier (2)/  
 10 George Mira (2)  
 HB 44 John David Crow (14)  
 FB 40 Ken Willard (14)  
 FL 88 Dick Witcher (9)/  
 83 Sonny Randle (5)

**Defense**

LE 80 Stan Hindman (13)  
 LT 70 Charlie Krueger (14)  
 RT 60 Roland Lakes (13)  
 RE 74 Clark Miller (13)  
 LLB 64 Dave Wilcox (14)  
 MLB 50 Ed Beard (14)  
 RLB 55 Matt Hazeltine (12)  
 LH 37 Jim Johnson (11)  
 RH 39 Kermit Alexander (13)  
 SS 45 Elbert Kimbrough (13)  
 FS 35 Goose Gonsoulin (7)/  
 20 George Donnelly (6)

**1968**

**Offense**

LE 88 Dick Witcher (14)  
 LT 76 Len Rohde (14)  
 LG 66 Elmer Collett (14)  
 C 77 Bruce Bosley (14)  
 RG 68 Howard Mudd (14)  
 RT 79 Cas Banaszek (14)  
 RE 44 John David Crow (14)  
 QB 12 John Brodie (14)  
 RB 40 Ken Willard (14)  
 RB 22 Gary Lewis (14)  
 FL 85 Clifton McNeil (14)

**Defense**

LE 80 Stan Hindman (14)  
 LT 70 Charlie Krueger (14)  
 RT 60 Roland Lakes (14)  
 RE 74 Clark Miller (14)  
 LLB 64 Dave Wilcox (14)  
 MLB 50 Ed Beard (14)  
 RLB 55 Matt Hazeltine (14)  
 LH 37 Jim Johnson (14)  
 RH 39 Kermit Alexander (14)  
 SS 27 Alvin Randolph (14)  
 FS 30 Johnny Fuller (10)/  
 32 Mel Phillips (3)

**1969**

**Offense**

LE 18 Gene Washington (14)  
 LT 76 Len Rohde (14)  
 LG 66 Elmer Collett (14)  
 C 75 Forrest Blue (14)  
 RG 69 Woody Peoples (14)  
 RT 79 Cas Banaszek (14)  
 RE 89 Bob Windsor (14)  
 QB 11 Steve Spurrier (8)/  
 12 John Brodie (6)  
 RB 40 Ken Willard (13)  
 RB 42 Doug Cunningham (13)  
 FL 88 Dick Witcher (7)/  
 85 Clifton McNeil (7)

**Defense**

LE 80 Stan Hindman (10)/  
 74 Earl Edwards (4)  
 LT 70 Charlie Krueger (14)  
 RT 60 Roland Lakes (14)  
 RE 72 Bill Belk (12)  
 LLB 64 Dave Wilcox (14)  
 MLB 57 Frank Nunley (10)/  
 50 Ed Beard (4)  
 RLB 52 Skip Vanderbunt (12)  
 LH 37 Jim Johnson (14)  
 RH 39 Kermit Alexander (12)  
 SS 27 Alvin Randolph (11)  
 FS 32 Mel Phillips (9)/  
 25 Roosevelt Taylor (5)

**1970**

**Offense**

WR 88 Dick Witcher (10)/  
 85 Preston Riley (4)  
 LT 76 Len Rohde (14)  
 LG 65 Randy Beisler (12)  
 C 75 Forrest Blue (14)  
 RG 69 Woody Peoples (14)  
 RT 79 Cas Banaszek (12)  
 TE 89 Bob Windsor (14)  
 WR 18 Gene Washington (13)  
 QB 12 John Brodie (14)  
 RB 40 Ken Willard (14)  
 RB 42 Doug Cunningham (12)

**Defense**

LE 53 Tommy Hart (14)  
 LT 70 Charlie Krueger (14)  
 RT 60 Roland Lakes (14)  
 RE 72 Bill Belk (10)/  
 86 Cedrick Hardman (4)  
 LLB 64 Dave Wilcox (14)  
 MLB 57 Frank Nunley (14)  
 RLB 52 Skip Vanderbunt (12)  
 LCB 37 Jim Johnson (14)  
 RCB 44 Bruce Taylor (13)  
 SS 32 Mel Phillips (14)  
 FS 43 Windlan Hall (14)

**1971**

**Offense**

WR 88 Dick Witcher (14)  
 LT 76 Len Rohde (14)  
 LG 65 Randy Beisler (14)  
 C 75 Forrest Blue (14)  
 RG 69 Woody Peoples (14)  
 RT 79 Cas Banaszek (14)

TE 82 Ted Kwalick (14)  
 WR 18 Gene Washington (14)  
 QB 12 John Brodie (14)  
 RB 40 Ken Willard (14)  
 RB 22 Vic Washington (13)

**Defense**

LE 53 Tommy Hart (14)  
 LT 70 Charlie Krueger (10)/  
 80 Stan Hindman (4)  
 RT 74 Earl Edwards (14)  
 RE 86 Cedrick Hardman (13)  
 LLB 64 Dave Wilcox (14)  
 MLB 57 Frank Nunley (14)  
 RLB 52 Skip Vanderbunt (14)  
 LCB 37 Jim Johnson (14)  
 RCB 44 Bruce Taylor (14)  
 SS 32 Mel Phillips (11)/  
 23 Johnny Fuller (3)  
 FS 25 Roosevelt Taylor (11)

**1972**

**Offense**

WR 18 Gene Washington (14)  
 LT 76 Len Rohde (14)  
 LG 65 Randy Beisler (14)  
 C 75 Forrest Blue (14)  
 RG 69 Woody Peoples (14)  
 RT 79 Cas Banaszek (13)  
 TE 82 Ted Kwalick (14)  
 WR 85 Preston Riley (9)/  
 88 Dick Witcher (5)  
 QB 11 Steve Spurrier (11)/  
 12 John Brodie (3)  
 RB 22 Vic Washington (13)  
 RB 40 Ken Willard (11)/  
 35 Larry Schreiber (3)

**Defense**

LE 53 Tommy Hart (14)  
 LT 70 Charlie Krueger (14)  
 RT 74 Earl Edwards (12)  
 RE 86 Cedrick Hardman (12)  
 LLB 64 Dave Wilcox (14)  
 MLB 57 Frank Nunley (9)/  
 50 Ed Beard (5)  
 RLB 52 Skip Vanderbunt (14)  
 LCB 37 Jim Johnson (14)  
 RCB 44 Bruce Taylor (14)  
 SS 32 Mel Phillips (14)  
 FS 38 Mike Simpson (9)/  
 23 Johnny Fuller (5)

**1973**

**Offense**

WR 46 Dan Abramowicz (11)/  
 17 John Isenbarger (3)  
 LT 76 Len Rohde (14)  
 LG 67 John Watson (7)/  
 65 Randy Beisler (7)  
 C 75 Forrest Blue (14)  
 RG 69 Woody Peoples (14)  
 RT 79 Cas Banaszek (9)/  
 67 John Watson (5)  
 TE 82 Ted Kwalick (14)  
 WR 18 Gene Washington (13)  
 QB 12 John Brodie (6)/  
 11 Steve Spurrier (5)/  
 19 Joe Reed (3)  
 RB 22 Vic Washington (13)

RB 40 Ken Willard (9)/  
 35 Larry Schreiber (4)

**Defense**

LE 53 Tommy Hart (14)  
 LT 70 Charlie Krueger (14)  
 RT 56 Bob Hoskins (13)  
 RE 86 Cedrick Hardman (11)/  
 72 Bill Belk (3)  
 LLB 64 Dave Wilcox (14)  
 MLB 58 Jim Sniadecki (11)/  
 57 Frank Nunley (3)  
 RLB 59 Willie Harper (11)/  
 52 Skip Vanderbunt (3)  
 LCB 37 Jim Johnson (13)  
 RCB 44 Bruce Taylor (11)/  
 49 Ralph McGill (3)  
 SS 32 Mel Phillips (14)  
 FS 38 Mike Simpson (7)/  
 43 Windlan Hall (5)

**1974**

**Offense**

WR 18 Gene Washington (14)  
 LT 76 Len Rohde (14)  
 LG 67 John Watson (12)  
 C 75 Forrest Blue (12)  
 RG 69 Woody Peoples (9)/  
 65 Randy Beisler (2)/  
 77 Jean Barrett (2)  
 RT 79 Cas Banaszek (14)  
 TE 84 Tom Mitchell (13)  
 WR 46 Dan Abramowicz (14)  
 QB 14 Tom Owen (7)/  
 19 Joe Reed (4)/  
 10 Dennis Morrison (2)/  
 16 Norm Snead (1)  
 RB 40 Wilbur Jackson (12)  
 RB 35 Larry Schreiber (13)

**Defense**

LE 53 Tommy Hart (14)  
 LT 72 Bill Belk (13)  
 RT 56 Bob Hoskins (14)  
 RE 86 Cedrick Hardman (14)  
 LLB 64 Dave Wilcox (11)/  
 52 Skip Vanderbunt (3)  
 MLB 57 Frank Nunley (13)  
 RLB 59 Willie Harper (14)  
 LCB 37 Jim Johnson (13)  
 RCB 44 Bruce Taylor (8)/  
 49 Ralph McGill (6)  
 SS 32 Mel Phillips (6)/  
 43 Windlan Hall (6)  
 FS 43 Windlan Hall (6)/  
 20 Mike Holmes (6)

**1975**

**Offense**

WR 18 Gene Washington (14)  
 LT 67 John Watson (12)  
 LG 68 Bob Penchion (8)/  
 77 Jean Barrett (6)  
 C 54 Bill Reid (13)  
 RG 69 Woody Peoples (14)  
 RT 79 Cas Banaszek (14)  
 TE 84 Tom Mitchell (12)  
 WR 88 Terry Beasley (6)/  
 20 Mike Holmes (4)/  
 22 Bob Hayes (3)

QB 11 Steve Spurrier (7)/  
 16 Norm Snead (7)  
 RB 24 Delvin Williams (12)  
 RB 35 Larry Schreiber (14)

**Defense**

LE 53 Tommy Hart (14)  
 LT 60 Bill Sandifer (12)  
 RT 56 Bob Hoskins (14)  
 RE 86 Cedrick Hardman (14)  
 LLB 52 Skip Vanderbunt (14)  
 MLB 57 Frank Nunley (14)  
 RLB 50 Dave Washington (14)  
 LCB 37 Jim Johnson (14)  
 RCB 44 Bruce Taylor (11)  
 SS 32 Mel Phillips (8)/  
 43 Windlan Hall (3)  
 FS 49 Ralph McGill (9)/  
 43 Windlan Hall (5)

**1976**

**Offense**

WR 18 Gene Washington (14)  
 LT 77 Jean Barrett (14)  
 LG 65 Steve Lawson (13)  
 C 62 Randy Cross (12)/  
 67 John Watson (4)  
 RG 61 Andy Maurer (8)/  
 67 John Watson (6)  
 RT 79 Cas Banaszek (8)/  
 71 Keith Fahnhorst (6)  
 TE 84 Tom Mitchell (14)  
 WR 87 Jim Lash (7)/  
 81 Willie McGee (6)  
 QB 16 Jim Plunkett (12)  
 RB 24 Delvin Williams (14)  
 RB 40 Wilbur Jackson (14)

**Defense**

LE 53 Tommy Hart (14)  
 LT 74 Jimmy Webb (14)  
 RT 72 Cleveland Elam (14)  
 RE 86 Cedrick Hardman (11)  
 LLB 52 Skip Vanderbunt (14)  
 MLB 57 Frank Nunley (12)  
 RLB 50 Dave Washington (14)  
 LCB 37 Jim Johnson (13)  
 RCB 44 Bruce Taylor (13)  
 SS 32 Mel Phillips (13)  
 FS 49 Ralph McGill (10)/  
 23 Bruce Rhodes (3)

**1977**

**Offense**

WR 18 Gene Washington (14)  
 LT 77 Jean Barrett (14)  
 LG 65 Steve Lawson (13)  
 C 51 Randy Cross (14)  
 RG 69 Woody Peoples (14)  
 RT 71 Keith Fahnhorst (14)  
 TE 84 Tom Mitchell (13)  
 WR 83 Kenny Harrison (10)  
 QB 16 Jim Plunkett (14)  
 RB 40 Wilbur Jackson (14)  
 RB 24 Delvin Williams (14)

**Defense**

LE 53 Tommy Hart (14)  
 LT 74 Jimmy Webb (13)  
 RT 72 Cleveland Elam (14)  
 RE 86 Cedrick Hardman (14)

LLB 52 Skip Vanderbundt (9)/  
59 Willie Harper (5)  
MLB 55 Bruce Elia (7)/  
52 Skip Vanderbundt (5)/  
54 Ed Bradley (2)  
RLB 50 Dave Washington (10)/  
59 Willie Harper (4)  
LCB 42 Anthony Leonard (13)  
RCB 44 Bruce Taylor (14)  
SS 32 Mel Phillips (14)  
FS 49 Ralph McGill (13)

**1978**

**Offense**

WR 84 Elmo Boyd (7)/  
83 Kenny Harrison (6)/  
80 Terry LeCount (3)  
LT 67 Ron Singleton (8)/  
68 John Ayers (8)  
LG 65 Ernie Hughes (11)/  
68 John Ayers (4)  
C 51 Randy Cross (9)/  
56 Fred Quillan (7)  
RG 62 Walt Downing (14)  
RT 71 Keith Fahnhorst (15)  
TE 81 Ken MacAfee (13)  
WR 88 Freddie Solomon (14)  
QB 17 Steve DeBerg (11)/  
19 Scott Bull (5)  
RB 32 O.J. Simpson (10)/  
36 Paul Hofer (6)  
RB 33 Greg Boykin (8)/  
38 Bob Ferrell (8)

**Defense**

LE 78 Archie Reese (12)/  
72 Cleveland Elam (4)  
LT 74 Jimmy Webb (16)  
RT 75 Ed Galigher (15)  
RE 86 Cedrick Hardman (16)  
LLB 50 Joe Harris (16)  
MLB 57 Dan Bunz (16)  
RLB 54 Ed Bradley (15)  
LCB 42 Anthony Leonard (10)/  
49 Vern Roberson (4)  
RCB 22 Eddie Lewis (16)  
SS 24 Chuck Crist (9)/  
26 Bob Jury (7)  
FS 49 Vern Roberson (9)/  
24 Chuck Crist (6)

**1979**

**Offense**

WR 88 Freddie Solomon (8)/  
87 Dwight Clark (4)  
LT 67 Ron Singleton (15)  
LG 68 John Ayers (16)  
C 56 Fred Quillan (16)  
RG 51 Randy Cross (16)  
RT 71 Keith Fahnhorst (16)  
TE 81 Ken MacAfee (12)  
WR 84 Mike Shumann (14)  
QB 17 Steve DeBerg (15)  
RB 32 O.J. Simpson (8)/  
36 Paul Hofer (7)  
RB 40 Wilbur Jackson (15)

**Defense**

LE 78 Archie Reese (16)  
LT 75 Ted Vincent (15)

RT 74 Jimmy Webb (15)  
RE 86 Cedrick Hardman (11)/  
76 Dwaine Board (5)  
LLB 55 Scott Hilton (6)/  
52 Jeff McIntyre (3)/  
54 Bob Martin (2)/  
50 Ron Shumon (2)  
MLB 57 Dan Bunz (12)  
RLB 59 Willie Harper (16)  
LCB 28 Charles Cornelius (14)  
RCB 29 Gerard Williams (14)  
SS 30 Tim Gray (15)  
FS 27 Tony Dungy (7)/  
46 Melvin Morgan (5)/  
22 Dwight Hicks (4)

**1980**

**Offense**

WR 87 Dwight Clark (12)  
LT 67 Ron Singleton (15)  
LG 68 John Ayers (16)  
C 56 Fred Quillan (16)  
RG 51 Randy Cross (16)  
RT 71 Keith Fahnhorst (16)  
TE 86 Charle Young (15)  
WR 88 Freddie Solomon (12)/  
89 James Owens (4)  
QB 17 Steve DeBerg (9)/  
16 Joe Montana (7)  
RB 36 Paul Hofer (6)/  
47 Don Woods (5)/  
35 Lenvil Elliott (3)  
RB 49 Earl Cooper (16)

**Defense**

*4 – 3 alignment—  
(Games 1 – 10, 13, 16)*  
LE 74 Jimmy Webb (5)/  
79 Jim Stuckey (5)/  
65 Lawrence Pillers (2)  
LT 78 Archie Reese (12)  
RT 75 Ted Vincent (10)/  
65 Lawrence Pillers (2)  
RE 74 Jimmy Webb (6)/  
76 Dwaine Board (3)/  
65 Lawrence Pillers (2)  
LLB 59 Willie Harper (9)/  
58 Keena Turner (2)  
MLB 55 Scott Hilton (6)/  
57 Dan Bunz (6)  
RLB 52 Bobby Leopold (12)  
LCB 46 Melvin Morgan (5)/  
28 Charles Cornelius (5)/  
29 Gerard Williams (1)/  
26 Ray Rhodes (1)  
RCB 44 Charles Johnson (10)/  
26 Ray Rhodes (2)  
SS 33 Ricky Churchman (11)/  
26 Ray Rhodes (1)  
FS 22 Dwight Hicks (12)

**Defense**

*\*switched to 3 – 4 alignment—  
(Games 11, 12, 14, 15)*  
LE 79 Jim Stuckey (4)  
NT 78 Archie Reese (4)  
RE 65 Lawrence Pillers (4)  
LOLB 59 Willie Harper (2)/  
58 Keena Turner (2)  
LILB 57 Dan Bunz (4)

RILB 50 Terry Tautolo (3)/  
55 Scott Hilton (1)  
ROLB 52 Bobby Leopold (3)/  
50 Terry Tautolo (1)  
LCB 26 Ray Rhodes (3)/  
28 Charles Cornelius (1)  
RCB 44 Charles Johnson (4)  
SS 33 Ricky Churchman (4)  
FS 22 Dwight Hicks (4)

**1981**

**Offense**

WR 87 Dwight Clark (16)  
LT 61 Dan Audick (16)  
LG 68 John Ayers (16)  
C 56 Fred Quillan (16)  
RG 51 Randy Cross (16)  
RT 71 Keith Fahnhorst (16)  
TE 86 Charle Young (16)  
WR 88 Freddie Solomon (15)  
QB 16 Joe Montana (16)  
RB 32 Ricky Patton (16)  
RB 49 Earl Cooper (11)/  
38 Johnny Davis (4)

**Defense**

*3 – 4 alignment—(14 games)*  
LE 79 Jim Stuckey (13)  
NT 78 Archie Reese (13)  
RE 76 Dwaine Board (11)  
LOLB 59 Willie Harper (13)  
LILB 57 Dan Bunz (8)/  
64 Jack Reynolds (4)  
RILB 64 Jack Reynolds (9)/  
54 Craig Puki (4)  
ROLB 58 Keena Turner (13)  
LCB 42 Ronnie Lott (13)  
RCB 21 Eric Wright (13)  
SS 27 Carlton Williamson (13)  
FS 22 Dwight Hicks (13)

**Defense**

*4 – 3 alignment—(Games 10, 16)*  
LE 79 Jim Stuckey (3)  
LT 78 Archie Reese (3)  
RT 65 Lawrence Pillers (2)/  
76 Dwaine Board (1)  
RE 74 Jimmy Webb (3)  
LLB 64 Jack Reynolds (2)/  
59 Willie Harper (1)  
MLB 54 Craig Puki (1)/  
52 Bobby Leopold (1)/  
64 Jack Reynolds (1)  
RLB 58 Keena Turner (1)/  
59 Willie Harper (1)/  
52 Bobby Leopold (1)  
LCB 42 Ronnie Lott (3)  
RCB 21 Eric Wright (3)  
SS 27 Carlton Williamson (3)  
FS 22 Dwight Hicks (3)

**1982**

**Offense**

WR 87 Dwight Clark (8)  
LT 78 Lindsey Mason (8)  
LG 68 John Ayers (8)  
C 56 Fred Quillan (9)  
RG 51 Randy Cross (8)  
RT 71 Keith Fahnhorst (9)  
TE 86 Charle Young (8)

WR 88 Freddie Solomon (6)  
QB 16 Joe Montana (8)  
RB 25 Jeff Moore (4)/  
30 Bill Ring (1)  
RB 49 Earl Cooper (5)/  
30 Bill Ring (2)

**Defense**

LE 79 Jim Stuckey (7)/  
65 Lawrence Pillers (2)  
NT 67 Pete Kugler (4)/  
75 John Harty (4)/  
65 Lawrence Pillers (1)  
RE 75 John Harty (3)/  
65 Lawrence Pillers (2)/  
76 Dwaine Board (1)/  
79 Jim Stuckey (1)/  
67 Pete Kugler (1)/  
72 Jeff Stover (1)  
LOLB 59 Willie Harper (5)/  
53 Milt McColl (2)  
LILB 64 Jack Reynolds (8)  
RILB 55 Bob Horn (6)/  
57 Dan Bunz (2)/  
64 Jack Reynolds (1)  
ROLB 58 Keena Turner (9)  
LCB 42 Ronnie Lott (9)  
RCB 21 Eric Wright (7)  
SS 27 Carlton Williamson (8)  
FS 22 Dwight Hicks (9)

**1983**

**Offense**

WR 87 Dwight Clark (12)  
LT 77 Bubba Paris (16)  
LG 68 John Ayers (16)  
C 56 Fred Quillan (15)  
RG 51 Randy Cross (15)  
RT 71 Keith Fahnhorst (16)  
TE 81 Russ Francis (14)  
WR 88 Freddie Solomon (11)  
QB 16 Joe Montana (16)  
RB 26 Wendell Tyler (15)  
RB 33 Roger Craig (12)/  
30 Bill Ring (4)

**Defense**

LE 65 Lawrence Pillers (13)  
NT 67 Pete Kugler (16)  
RE 76 Dwaine Board (13)  
LOLB 59 Willie Harper (16)  
LILB 50 Riki Ellison (14)  
RILB 64 Jack Reynolds (13)  
ROLB 58 Keena Turner (14)  
LCB 42 Ronnie Lott (12)  
RCB 21 Eric Wright (15)  
SS 27 Carlton Williamson (8)/  
24 Rick Gervais (5)/  
45 Bobby Leopold (2)  
FS 22 Dwight Hicks (15)

**1984**

**Offense**

WR 87 Dwight Clark (15)  
LT 77 Bubba Paris (15)  
LG 68 John Ayers (16)  
C 56 Fred Quillan (16)  
RG 51 Randy Cross (16)  
RT 71 Keith Fahnhorst (15)  
TE 89 Earl Cooper (8)/

81 Russ Francis (7)  
WR 88 Freddie Solomon (13)  
QB 16 Joe Montana (15)  
RB 26 Wendell Tyler (15)  
RB 33 Roger Craig (16)

**Defense**

LE 79 Jim Stuckey (7)/  
65 Lawrence Pillers (7)  
NT 78 Manu Tuiaosopo (16)  
RE 76 Dwaine Board (16)  
LOLB 57 Dan Bunz (16)  
LILB 50 Riki Ellison (16)  
RILB 64 Jack Reynolds (14)  
ROLB 58 Keena Turner (16)  
LCB 42 Ronnie Lott (8)/  
29 Mario Clark (6)/  
22 Dwight Hicks (1)/  
49 Jeff Fuller (1)  
RCB 21 Eric Wright (14)/  
42 Ronnie Lott (2)  
SS 27 Carlton Williamson (15)  
FS 22 Dwight Hicks (15)/  
42 Ronnie Lott (1)

**1985**

**Offense**

WR 87 Dwight Clark (14)  
LT 77 Bubba Paris (16)  
LG 68 John Ayers (16)  
C 56 Fred Quillan (16)  
RG 51 Randy Cross (14)  
RT 71 Keith Fahnhorst (16)  
TE 81 Russ Francis (15)  
WR 88 Freddie Solomon (12)/  
80 Jerry Rice (4)  
QB 16 Joe Montana (15)  
RB 26 Wendell Tyler (13)  
RB 33 Roger Craig (15)

**Defense**

LE 72 Jeff Stover (11)/  
75 John Harty (4)  
NT 95 Michael Carter (9)/  
78 Manu Tuiaosopo (7)  
RE 76 Dwaine Board (16)  
LOLB 90 Todd Shell (12)/  
53 Milt McColl (4)  
LILB 50 Riki Ellison (16)  
RILB 99 Michael Walter (13)  
ROLB 58 Keena Turner (16)  
LCB 42 Ronnie Lott (10)/  
22 Dwight Hicks (6)  
RCB 21 Eric Wright (16)  
SS 27 Carlton Williamson (16)  
FS 22 Dwight Hicks (10)/  
42 Ronnie Lott (6)

**1986**

**Offense**

WR 87 Dwight Clark (14)  
LT 77 Bubba Paris (9)/  
69 Bruce Collie (7)  
LG 68 John Ayers (14)  
C 56 Fred Quillan (16)  
RG 51 Randy Cross (16)  
RT 71 Keith Fahnhorst (16)  
TE 81 Russ Francis (14)  
WR 80 Jerry Rice (15)  
QB 16 Joe Montana (8)/

9	Jeff Kemp (6)
RB 28	Joe Cribbs (10)
RB 33	Roger Craig (15)
<b>Defense</b>	
LE 72	Jeff Stover (6)/
75	John Harty (5)/
78	Manu Tuaiasosopo (3)/
76	Dwayne Board (2)
NT 95	Michael Carter (13)/
78	Manu Tuaiasosopo (3)
RE 76	Dwayne Board (12)
LOLB 53	Milt McColl (16)
LILB 50	Riki Ellison (16)
RILB 55	Jim Fahnhorst (15)
ROLB 58	Keena Turner (16)
LCB 22	Tim McKyer (16)
RCB 29	Don Griffin (15)
SS 27	Carlton Williamson (16)
FS 42	Ronnie Lott (14)

**1987**

<b>Offense</b>	
WR 85	Michael Wilson (8)/
87	Dwight Clark (3)/
82	John Taylor (2)
LT 77	Bubba Paris (10)
LG 61	Jesse Sapolu (9)/
62	Guy McIntyre (3)
C 51	Randy Cross (8)/
56	Fred Quillan (4)
RG 69	Bruce Collie (8)/
51	Randy Cross (4)
RT 79	Harris Barton (9)/
71	Keith Fahnhorst (3)
TE 81	Russ Francis (7)/
86	John Frank (5)
WR 80	Jerry Rice (11)
QB 16	Joe Montana (11)
RB 33	Roger Craig (9)/
28	Joe Cribbs (3)
RB 44	Tom Rathman (7)/
33	Roger Craig (5)

**Defense**

LE 67	Pete Kugler (7)/
72	Jeff Stover (5)
NT 95	Michael Carter (12)
RE 76	Dwayne Board (10)
LOLB 53	Milt McColl (11)
LILB 50	Riki Ellison (12)
RILB 99	Michael Walter (12)
ROLB 58	Keena Turner (10)/
90	Todd Shell (2)
LCB 22	Tim McKyer (10)/
29	Don Griffin (2)
RCB 29	Don Griffin (10)
SS 49	Jeff Fuller (10)
FS 42	Ronnie Lott (12)

**1988**

<b>Offense</b>	
WR 85	Michael Wilson (10)/
81	Wes Chandler (4)/
82	John Taylor (2)
LT 74	Steve Wallace (16)
LG 61	Jesse Sapolu (16)
C 51	Randy Cross (16)
RG 62	Guy McIntyre (12)/
69	Bruce Collie (4)

RT 79	Harris Barton (15)
TE 89	Ron Heller (9)/
86	John Frank (6)
WR 80	Jerry Rice (16)
QB 16	Joe Montana (13)
RB 33	Roger Craig (15)
RB 44	Tom Rathman (16)

**Defense**

<i>3-4 alignment</i>	
LE 91	Larry Roberts (14)
NT 95	Michael Carter (14)
RE 75	Kevin Fagan (13)
LOLB 94	Charles Haley (14)
LILB 50	Riki Ellison (12)
RILB 99	Michael Walter (14)
ROLB 58	Keena Turner (7)/
53	Bill Romanowski (7)
LCB 22	Tim McKyer (14)
RCB 21	Eric Wright (9)/
29	Don Griffin (5)
SS 49	Jeff Fuller (14)
FS 42	Ronnie Lott (12)

**Defense**

<i>4-3 alignment—(Games 4, 14)</i>	
LE 91	Larry Roberts (2)
LT 95	Michael Carter (2)
RT 92	Kevin Lilly (1)/
67	Pete Kugler (1)
RE 96	Daniel Stubbs (1)/
75	Kevin Fagan (1)
ILB 58	Keena Turner (1)/
55	Jim Fahnhorst (1)
ILB 50	Riki Ellison (1)/
99	Michael Walter (1)
RLB 99	Michael Walter (1)/
53	Bill Romanowski (1)
LCB 22	Tim McKyer (2)
RCB 29	Don Griffin (1)/
21	Eric Wright (1)
SS 49	Jeff Fuller (2)
FS 46	Tom Holmoe (2)

**1989**

<b>Offense</b>	
WR 82	John Taylor (15)/
85	Michael Wilson (1)
LT 77	Bubba Paris (16)
LG 62	Guy McIntyre (14)
C 61	Jesse Sapolu (16)
RG 69	Bruce Collie (14)
RT 79	Harris Barton (15)
TE 84	Brent Jones (16)
WR 80	Jerry Rice (16)
QB 16	Joe Montana (13)
RB 33	Roger Craig (16)
RB 44	Tom Rathman (16)

**Defense**

LE 78	Pierce Holt (10)/
91	Larry Roberts (5)/
NT 95	Michael Carter (8)/
67	Pete Kugler (5)
RE 75	Kevin Fagan (15)
LOLB 94	Charles Haley (16)
LILB 54	Matt Millen (9)/
55	Jim Fahnhorst (7)
RILB 99	Michael Walter (16)
ROLB 58	Keena Turner (12)/
53	Bill Romanowski (4)

LCB 26	Darryl Pollard (14)
RCB 29	Don Griffin (16)
SS 31	Chet Brooks (16)
FS 42	Ronnie Lott (9)/
49	Jeff Fuller (5)

**1990**

<b>Offense</b>	
WR 82	John Taylor (14)
LT 77	Bubba Paris (16)
LG 62	Guy McIntyre (16)
C 61	Jesse Sapolu (16)
RG 79	Harris Barton (16)
RT 74	Steve Wallace (16)
TE 84	Brent Jones (16)
WR 80	Jerry Rice (16)
QB 16	Joe Montana (15)
RB 33	Roger Craig (12)/
35	Dexter Carter (4)
RB 44	Tom Rathman (16)

**Defense**

LE 78	Pierce Holt (16)
NT 95	Michael Carter (13)/
64	Jim Burt (3)
RE 75	Kevin Fagan (16)
LOLB 94	Charles Haley (16)
LILB 54	Matt Millen (16)
RILB 59	Keith DeLong (13)/
99	Michael Walter (3)
ROLB 53	Bill Romanowski (16)
LCB 26	Darryl Pollard (16)
RCB 29	Don Griffin (16)
SS 31	Chet Brooks (8)/
43	Dave Waymer (5)/
40	Johnnie Jackson (3)
FS 42	Ronnie Lott (9)/
43	Dave Waymer (6)

**1991**

<b>Offense</b>	
WR 82	John Taylor (16)
LT 74	Steve Wallace (16)
LG 62	Guy McIntyre (16)
C 61	Jesse Sapolu (16)
RG 67	Roy Foster (16)
RT 79	Harris Barton (16)
TE 84	Brent Jones (9)/
81	Jamie Williams (7)
WR 80	Jerry Rice (16)
QB 8	Steve Young (10)/
13	Steve Bono (6)
RB 35	Dexter Carter (12)/
30	Keith Henderson (4)
RB 44	Tom Rathman (16)

**Defense**

LE 78	Pierce Holt (11)/
96	Dennis Brown (4)
NT 95	Michael Carter (13)
RE 91	Larry Roberts (9)/
75	Kevin Fagan (7)
LOLB 94	Charles Haley (14)
LILB 59	Keith DeLong (13)
RILB 99	Michael Walter (11)/
90	Darin Jordan (3)
ROLB 53	Bill Romanowski (14)
LCB 36	Merton Hanks (7)/
27	Mark Lee (4)/
45	Kevin Lewis (3)/

25	Eric Davis (2)
RCB 29	Don Griffin (16)
SS 43	Dave Waymer (15)
FS 22	Todd Bowles (14)

**1992**

<b>Offense</b>	
WR 82	John Taylor (8)/
88	Mike Sherrard (8)
LT 74	Steve Wallace (16)
LG 62	Guy McIntyre (16)
C 61	Jesse Sapolu (16)
RG 67	Roy Foster (16)
RT 79	Harris Barton (14)
TE 84	Brent Jones (15)
WR 80	Jerry Rice (16)
QB 8	Steve Young (16)
RB 32	Ricky Watters (13)
RB 44	Tom Rathman (15)

**Defense**

LE 78	Pierce Holt (15)
NT 95	Michael Carter (11)/
97	Ted Washington (4)
RE 75	Kevin Fagan (11)/
96	Dennis Brown (3)/
97	Ted Washington (2)
LOLB 92	Tim Harris (14)
LILB 59	Keith DeLong (9)/
53	Bill Romanowski (3)/
99	Michael Walter (2)
RILB 99	Michael Walter (11)/
53	Bill Romanowski (2)
ROLB 53	Bill Romanowski (11)
LCB 25	Eric Davis (16)
RCB 29	Don Griffin (16)
SS 41	David Whitmore (11)/
31	Thane Gash (3)/
36	Merton Hanks (2)
FS 28	Dana Hall (15)/
40	Johnnie Jackson (1)

**1993**

<b>Offense</b>	
WR 82	John Taylor (16)
LT 74	Steve Wallace (15)
LG 62	Guy McIntyre (16)
C 61	Jesse Sapolu (16)
RG 64	Ralph Tamm (16)
RT 79	Harris Barton (15)
TE 84	Brent Jones (16)
WR 80	Jerry Rice (16)
QB 8	Steve Young (16)
RB 32	Ricky Watters (13)
RB 43	Marc Logan (11)/
44	Tom Rathman (4)

**Defense**

<i>3-4 alignment—(Games 1-5, 12)</i>	
LE 96	Dennis Brown (5)
NT 94	Dana Stubblefield (4)/
97	Ted Washington (2)
RE 97	Ted Washington (2)/
96	Dennis Brown* (1)/
95	Artie Smith (2)/
75	Kevin Fagan (1)
LOLB 58	Todd Kelly (5)/
72	Mark Thomas (1)
LILB 59	Keith DeLong (2)/
99	Mike Walter (3)/

36	Merton Hanks* (1)
RILB 53	Bill Romanowski (6)
ROLB 55	John Johnson (4)/
98	Antonio Goss (1)/
LCB 25	Eric Davis (6)
RCB 29	Don Griffin (4)/
26	Mike McGruder (2)
SS 46	Tim McDonald (6)
FS 28	Dana Hall (3)/
36	Merton Hanks (3)

*18-Oct-changed to 4-3 alignment—(Games 6-11, 13-16)*

LE 96	Dennis Brown (8)/
95	Artie Smith (1)/
92	Troy Wilson (1)
LT 94	Dana Stubblefield (9)/
97	Ted Washington (1)
RT 97	Ted Washington (7)/
96	Dennis Brown (2)/
95	Artie Smith (1)
RE 75	Kevin Fagan (6)/
95	Artie Smith (3)/
92	Troy Wilson (1)
LLB 55	John Johnson (4)/
53	Bill Romanowski (4)/
99	Mike Walter (1)/
59	Keith DeLong (1)
MLB 99	Mike Walter (6)/
53	Bill Romanowski (2)/
52	Larry Kelm (1)/
RLB 53	Bill Romanowski (5)/
55	John Johnson (3)/
LCB 25	Eric Davis (10)
RCB 29	Don Griffin (8)/
36	Merton Hanks (2)
SS 46	Tim McDonald (10)
FS 36	Merton Hanks (8)/
28	Dana Hall (2)

**1994**

<b>Offense</b>	
WR 82	John Taylor (15)/
88	Nate Singleton (1)
LT 74	Steve Wallace (16)
LG 61	Jesse Sapolu (13)
C 66	Bart Oates (15)
RG 63	Derrick Deese (15)
RT 79	Harris Barton (9)/
65	Harry Boatswain (4)/
75	Frank Pollack (3)
TE 84	Brent Jones (15)
WR 80	Jerry Rice (16)
QB 8	Steve Young (16)
RB 32	Ricky Watters (16)
RB 40	William Floyd (11)/
43	Marc Logan (5)

**Defense**

LE 96	Dennis Brown (14)
LT 97	Bryant Young (16)
RT 94	Dana Stubblefield (14)
RE 57	Rickey Jackson (14)
LILB 54	Lee Woodall (13)
RILB 50	Gary Plummer (16)
ROLB 51	Ken Norton, Jr. (16)
LCB 25	Eric Davis (16)
RCB 21	Deion Sanders (12)/
36	Merton Hanks (4)
SS 46	Tim McDonald (16)

FS 36 Merton Hanks (11)/  
28 Dana Hall (5)

**1995**

**Offense**

WR 82 John Taylor (12)/  
LT 74 Steve Wallace (12)/  
76 Kirk Scrafford (4)  
LG 61 Jesse Sapolu (14)/  
76 Kirk Scrafford (2)  
C 66 Bart Oates (14)/  
61 Jesse Sapolu (2)  
RG 69 Rod Milstead (12)  
RT 79 Harris Barton (12)/  
76 Kirk Scrafford (4)  
TE 84 Brent Jones (16)  
WR 80 Jerry Rice (16)  
QB 8 Steve Young (11)/  
18 Elvis Grbac (5)  
RB 20 Derek Loville (16)  
RB 40 William Floyd (8)/  
27 Adam Walker (7)/

**Defense**

LE 96 Dennis Brown (16)  
LT 97 Bryant Young (12)  
RT 94 Dana Stubblefield (16)  
RE 57 Rickey Jackson (16)  
LILB 54 Lee Woodall (16)  
RILB 51 Ken Norton, Jr. (16)  
ROLB 50 Gary Plummer (14)  
LCB 25 Eric Davis (15)  
RCB 23 Marquez Pope (16)  
SS 46 Tim McDonald (16)  
FS 36 Merton Hanks (16)

**1996**

**Offense**

WR 81 Terrell Owens (10)/  
83 J.J. Stokes (6)  
LT 74 Steve Wallace (16)  
LG 65 Ray Brown (16)  
C 61 Jesse Sapolu (16)  
RG 67 Chris Dalman (16)  
RT 79 Harris Barton (13)/  
75 Frank Pollack (2)/  
TE 84 Brent Jones (10)/  
85 Ted Popson (6)  
WR 80 Jerry Rice (16)  
QB 8 Steve Young (13)/  
18 Elvis Grbac (3)  
RB 41 Terry Kirby (9)/  
20 Derek Loville (7)  
RB 40 William Floyd (9)/  
44 Tommy Vardell (6)/  
29 Anthony Lynn (1)

**Defense**

LE 92 Roy Barker (16)  
LT 97 Bryant Young (16)  
RT 94 Dana Stubblefield (16)  
RE 56 Chris Doleman (16)  
LILB 54 Lee Woodall (14)/  
51 Ken Norton, Jr. (2)  
RILB 51 Ken Norton, Jr. (13)/  
ROLB 50 Gary Plummer (10)/  
55 Kevin Mitchell (3)/  
LCB 22 Tyrone Drakeford (16)  
RCB 23 Marquez Pope (16)  
SS 46 Tim McDonald (16)

FS 36 Merton Hanks (16)

**1997**

**Offense**

WR 83 J.J. Stokes (16)  
LT 63 Derrick Deese (13)  
LG 65 Ray Brown (16)  
C 67 Chris Dalman (13)  
RG 66 Kevin Gogan (16)  
RT 76 Kirk Scrafford (16)  
TE 84 Brent Jones (12)/  
85 Greg Clark (4)  
WR 81 Terrell Owens (15)/  
80 Jerry Rice (1)  
QB 8 Steve Young (15)  
RB 20 Garrison Hearst (13)/  
41 Terry Kirby (3)  
RB 40 William Floyd (15)

**Defense**

LE 92 Roy Barker (14)  
LT 97 Bryant Young (11)/  
90 Junior Bryant (4)  
RT 94 Dana Stubblefield (16)  
RE 56 Chris Doleman (16)  
LILB 54 Lee Woodall (16)  
RILB 50 Gary Plummer (16)  
ROLB 51 Ken Norton, Jr. (16)  
LCB 26 Rod Woodson (14)  
RCB 38 Darnell Walker (11)/  
23 Marquez Pope (5)  
SS 46 Tim McDonald (15)  
FS 36 Merton Hanks (16)

**1998**

**Offense**

WR 83 J.J. Stokes (12)/  
81 Terrell Owens (4)  
LT 63 Derrick Deese (8)/  
72 Jamie Brown (5)/  
74 Dave Fiore (3)  
LG 65 Ray Brown (16)  
C 67 Chris Dalman (15)  
RG 66 Kevin Gogan (16)  
RT 63 Derrick Deese (8)/  
76 Kirk Scrafford (8)  
TE 85 Greg Clark (9)/  
82 Irv Smith (7)  
WR 80 Jerry Rice (16)  
QB 8 Steve Young (15)  
RB 20 Garrison Hearst (16)  
RB 44 Marc Edwards (12)

**Defense**

LE 92 Roy Barker (16)  
LT 97 Bryant Young (12)/  
98 Gabe Wilkins (4)  
RT 90 Junior Bryant (16)  
RE 56 Chris Doleman (16)  
LILB 54 Lee Woodall (15)  
RILB 55 Winfred Tubbs (15)  
ROLB 51 Ken Norton, Jr. (16)  
LCB 38 Darnell Walker (10)/  
43 Antonio Langham (6)  
RCB 21 R.W. McQuarters (7)/  
38 Darnell Walker (6)/  
23 Marquez Pope (3)  
SS 46 Tim McDonald (16)  
FS 36 Merton Hanks (16)

**1999**

**Offense**

WR 81 Terrell Owens (12)/  
83 J.J. Stokes (4)  
LT 74 Dave Fiore (16)  
LG 65 Ray Brown (16)  
C 67 Chris Dalman (15)  
RG 62 Jeremy Newberry (14)/  
63 Derrick Deese (2)  
RT 63 Derrick Deese (14)/  
62 Jeremy Newberry (2)  
TE 85 Greg Clark (11)  
WR 80 Jerry Rice (16)  
QB 5 Jeff Garcia (10)/  
18 Steve Stenstrom (3)/  
8 Steve Young (3)  
RB 25 Charlie Garner (15)  
RB 40 Fred Beasley (11)/  
44 Tommy Vardell (4)

**Defense**

LE 96 Jeff Posey (6)/  
90 Junior Bryant (5)/  
95 Marvin Washington (5)  
LT 97 Bryant Young (16)  
RT 90 Junior Bryant (11)/  
99 Brentson Buckner (5)  
RE 98 Gabe Wilkins (15)  
LILB 54 Lee Woodall (16)  
RILB 55 Winfred Tubbs (15)  
ROLB 51 Ken Norton, Jr. (16)  
LCB 38 Darnell Walker (8)/  
21 R.W. McQuarters (4)  
RCB 35 Ramos McDonald (7)/  
29 Mark McMillian (6)  
SS 46 Tim McDonald (16)  
FS 30 Lance Schulters (13)

**2000**

**Offense**

WR 81 Terrell Owens (13)  
LT 63 Derrick Deese (13)  
LG 65 Ray Brown (16)  
C 62 Jeremy Newberry (16)  
RG 74 Dave Fiore (15)  
RT 78 Scott Gragg (16)  
TE 85 Greg Clark (15)  
WR 80 Jerry Rice (16)  
QB 5 Jeff Garcia (16)  
RB 25 Charlie Garner (15)  
FB 40 Fred Beasley (15)

**Defense**

LE 94 Anthony Pleasant (16)  
LT 97 Bryant Young (15)  
RT 99 Brentson Buckner (16)  
RE 95 John Engelberger (13)/  
90 Junior Bryant (3)  
LOLB 96 Jeff Posey (9)/  
98 Julian Peterson (7)  
LILB 51 Ken Norton, Jr. (15)  
RILB 55 Winfred Tubbs (14)/  
LCB 29 Ahmed Plummer (14)  
RCB 36 Jason Webster (11)  
SS 30 Lance Schulters (8)/  
28 John Keith (3)/  
38 Ronnie Heard (3)  
FS 23 Pierson Prioleau (5)/  
31 Zack Bronson (6)

30 Lance Schulters (4)

**2001**

**Offense**

WR 81 Terrell Owens (16)  
LT 63 Derrick Deese (16)  
LG 65 Ray Brown (16)  
C 62 Jeremy Newberry (15)  
RG 74 Dave Fiore (16)  
RT 78 Scott Gragg (16)  
TE 82 Eric Johnson (14)  
WR 83 J.J. Stokes (16)  
QB 5 Jeff Garcia (16)  
RB 20 Garrison Hearst (16)  
FB 40 Fred Beasley (12)

**Defense**

LE 96 Andre Carter (15)  
LT 97 Bryant Young (16)  
RT 94 Dana Stubblefield (16)  
RE 95 John Engelberger (14)  
LOLB 98 Julian Peterson (14)  
LILB 50 Derek Smith (14)  
RILB 53 Jeff Ulbrich (14)  
LCB 29 Ahmed Plummer (15)  
RCB 36 Jason Webster (16)  
SS 30 Lance Schulters (16)  
FS 31 Zack Bronson (16)

**2002**

**Offense**

WR 81 Terrell Owens (14)  
LT 63 Derrick Deese (14)  
LG 66 Eric Heitmann (12)/  
74 Dave Fiore (3)  
C 62 Jeremy Newberry (16)  
RG 65 Ron Stone (15)  
RT 78 Scott Gragg (16)  
TE 82 Eric Johnson (10)/  
88 Justin Swift (4)  
WR 89 Tai Streets (14)/  
83 J.J. Stokes (8)  
QB 5 Jeff Garcia (16)  
RB 20 Garrison Hearst (16)  
FB 40 Fred Beasley (14)

**Defense**

LE 96 Andre Carter (16)  
LT 97 Bryant Young (16)  
RT 94 Dana Stubblefield (15)  
RE 91 Chike Okeafor (16)  
LOLB 98 Julian Peterson (16)  
LILB 50 Derek Smith (16)  
RILB 53 Jeff Ulbrich (13)/  
55 Jamie Winborn (3)  
LCB 29 Ahmed Plummer (15)  
RCB 36 Jason Webster (16)  
SS 33 Tony Parrish (11)  
FS 38 Ronnie Heard (6)/  
31 Zack Bronson (5)/  
33 Tony Parrish (5)

**2003**

**Offense**

WR 81 Terrell Owens (15)  
LT 63 Derrick Deese (11)/  
77 Kwame Harris (5)  
LG 66 Eric Heitmann (8)/  
69 Kyle Kosier (7)  
C 62 Jeremy Newberry (16)

RG 65 Ron Stone (13)/  
69 Kyle Kosier (2)  
RT 78 Scott Gragg (14)/  
69 Kyle Kosier (2)  
TE 88 Jed Weaver (15)  
WR 89 Tai Streets (16)  
QB 5 Jeff Garcia (13)/  
13 Tim Mattia (3)  
RB 20 Garrison Hearst (12)/  
32 Kevan Barlow (4)  
FB 40 Fred Beasley (11)

**Defense**

LE 95 John Engelberger (15)  
LT 97 Bryant Young (16)  
RT 90 Travis Kirschke (15)  
RE 96 Andre Carter (16)  
LOLB 98 Julian Peterson (16)  
LILB 50 Derek Smith (16)  
RILB 53 Jeff Ulbrich (15)  
LCB 29 Ahmed Plummer (14)  
RCB 24 Mike Rumph (13)  
SS 33 Tony Parrish (16)  
FS 31 Zack Bronson (12)

**2004**

**Offense**

WR 84 Cedrick Wilson (15)  
LT 69 Kyle Kosier (9)/  
77 Kwame Harris (7)  
LG 66 Eric Heitmann (16)  
C 52 Brock Gutierrez (15)  
RG 65 Justin Smiley (9)/  
69 Kyle Kosier (7)  
RT 78 Scott Gragg (16)  
TE 82 Eric Johnson (14)  
WR 85 Brandon Lloyd (13)  
QB 13 Tim Rattay (9)/  
7 Ken Dorsey (7)  
RB 32 Kevin Barlow (14)  
FB 40 Fred Beasley (10)

**Defense**

LE 95 John Engelberger (15)  
LT 91 Anthony Adams (12)  
RT 97 Bryant Young (16)  
RE 96 Andre Carter (6)/  
94 Brandon Whiting (5)/  
92 Tony Brown (4)  
LOLB 53 Jeff Ulbrich (14)  
LILB 50 Derek Smith (14)  
RILB 55 Jamie Winborn (10)  
LCB 29 Ahmed Plummer (6)/  
23 Jimmy Williams (6)  
RCB 36 Shawntae Spencer (12)  
SS 33 Tony Parrish (16)  
FS 38 Ronnie Heard (14)

**2005**

**Offense**

WR 83 Arnaz Battle (8)/  
84 Johnnie Morton (7)/  
LT 68 Adam Snyder (7)/  
67 Anthony Clement (6)/  
75 Jonas Jennings (3)  
LG 65 Justin Smiley (16)  
C 52 Jeremy Newberry (10)/  
66 Eric Heitmann (6)  
RG 66 Eric Heitmann (10)/  
64 David Baas (5)

RT 77 Kwame Harris (16)  
 TE 49 Terry Jones (5)/  
 47 Billy Bajema (5)  
 WR 85 Brandon Lloyd (15)  
 QB 11 Alex Smith (7)/  
 13 Tim Rattay (4)  
 RB 32 Kevin Barlow (12)  
 FB 40 Fred Beasley (7)

**Defense**

LE 97 Bryant Young (13)  
 NT 91 Anthony Adams (15)  
 RE 94 Marques Douglas (15)  
 LOLB 98 Julian Peterson (15)  
 LILB 56 Brandon Moore (8)/  
 50 Derek Smith (5)  
 RILB 50 Derek Smith (11)/  
 53 Jeff Ulbrich (5)  
 ROLB 96 Andre Carter (13)  
 LCB 26 Bruce Thornton (11)  
 RCB 36 Shawntae Spencer (14)  
 SS 33 Tony Parrish (9)/  
 38 Ben Emanuel (7)  
 FS 20 Mike Adams (9)

**2006**

**Offense**

WR 83 Arnaz Battle (15)  
 LT 75 Jonas Jennings (13)  
 LG 71 Larry Allen (11)  
 C 66 Eric Heitmann (14)  
 RG 65 Justin Smiley (16)  
 RT 77 Kwame Harris (16)  
 TE 85 Vernon Davis (8)/  
 47 Billy Bajema (6)  
 WR 81 Antonio Bryant (11)  
 QB 11 Alex Smith (16)  
 RB 21 Frank Gore (16)  
 FB 40 Moran Norris (7)

**Defense**

LE 97 Bryant Young (16)  
 DT 93 Ron Fields (9)  
 DT 91 Anthony Adams (5)  
 DE 94 Marques Douglas (16)  
 RE 96 Melvin Oliver (14)  
 LB 56 Brandon Moore (11)  
 LB 50 Derek Smith (12)  
 LB 99 Manny Lawson (11)  
 LCB 36 Shawntae Spencer (13)  
 RCB 27 Walt Harris (15)  
 SS 26 Mark Roman (11)/  
 33 Tony Parrish (5)  
 FS 28 Keith Lewis (9)/  
 20 Mike Adams (8)

**2007**

**Offense**

WR 83 Arnaz Battle (15)  
 LT 68 Adam Snyder (11)/  
 75 Jonas Jennings (5)  
 LG 71 Larry Allen (16)  
 C 66 Eric Heitmann (16)  
 RG 65 Justin Smiley (8)/  
 64 David Baas (8)  
 RT 74 Joe Staley (16)  
 TE 85 Vernon Davis (14)  
 WR 82 Darrell Jackson (15)  
 QB 11 Alex Smith (7)/  
 12 Trent Dilfer (6)  
 RB 21 Frank Gore (15)  
 FB 40 Moran Norris (5)

**Defense**

LE 97 Bryant Young (15)  
 DT 92 Aubrayo Franklin (13)/  
 90 Isaac Sopoaga (3)  
 DE 94 Marques Douglas (16)  
 LOLB 98 Parys Haralson (11)  
 LILB 50 Derek Smith (14)  
 RILB 52 Patrick Willis (16)  
 ROLB 95 Tully Banta-Cain (10)  
 LCB 22 Nate Clements (16)  
 RCB 27 Walt Harris (15)  
 SS 32 Michael Lewis (16)  
 FS 26 Mark Roman (16)

**2008**

**Offense**

WR 82 Bryant Johnson (12)  
 LT 74 Joe Staley (16)  
 LG 68 Adam Snyder (7)/  
 64 David Baas (9)  
 C 66 Eric Heitmann (16)  
 RG 69 Tony Wragge (10)/  
 62 Chilo Rachal (6)  
 RT 65 Barry Sims (8)/  
 68 Adam Snyder (6)/  
 75 Jonas Jennings (2)  
 TE 85 Vernon Davis (16)  
 WR 88 Isaac Sopoaga (15)  
 QB 13 Shaun Hill (8)/  
 14 J.T. O'Sullivan (8)  
 RB 21 Frank Gore (15)

**Defense**

LE 91 Ray McDonald (8)  
 NT 92 Aubrayo Franklin (15)  
 DT 90 Isaac Sopoaga (15)  
 DE 94 Justin Smith (16)  
 OLB 98 Parys Haralson (10)  
 LILB 51 Takeo Spikes (13)/  
 53 Jeff Ulbrich (3)  
 RILB 52 Patrick Willis (16)  
 OLB 99 Manny Lawson (10)

LCB 22 Nate Clements (15)  
 RCB 27 Walt Harris (16)  
 SS 32 Michael Lewis (16)  
 FS 26 Mark Roman (16)

**2009**

**Offense**

WR 84 Josh Morgan (15)  
 LT 74 Joe Staley (9)  
 65 Barry Sims (7)  
 LG 64 David Baas (16)  
 C 66 Eric Heitmann (16)  
 RG 62 Chilo Rachal (15)  
 RT 68 Adam Snyder (15)  
 TE 85 Vernon Davis (16)  
 46 Delanie Walker (8)  
 WR 15 Michael Crabtree (11)  
 88 Isaac Bruce (7)  
 QB 11 Alex Smith (10)  
 13 Shaun Hill (6)  
 RB 21 Frank Gore (14)  
 29 Glen Coffee (2)  
 FB 44 Moran Norris (7)

**Defense**

DT 90 Isaac Sopoaga (16)  
 NT 92 Aubrayo Franklin (16)  
 DT 94 Justin Smith (16)  
 SAM 99 Manny Lawson (16)  
 TED 51 Takeo Spikes (15)  
 MIKE 52 Patrick Willis (16)  
 WILL 98 Parys Haralson (16)  
 LCB 22 Nate Clements (6)  
 31 Dre' Bly (6)  
 25 Tarell Brown (4)  
 RCB 36 Shawntae Spencer (16)  
 SS 32 Michael Lewis (15)  
 FS 38 Dashon Goldson (16)

**2010**

**Offense**

WR 84 Josh Morgan (11)  
 LT 74 Joe Staley (9)  
 65 Barry Sims (7)  
 LG 77 Mike Iupati (16)  
 C 64 David Baas (16)  
 RG 62 Chilo Rachal (14)  
 68 Adam Snyder (2)  
 RT 76 Anthony Davis (16)  
 TE 85 Vernon Davis (16)  
 46 Delanie Walker (8)  
 82 Nate Byham (3)  
 WR 15 Michael Crabtree (15)  
 QB 11 Alex Smith (10)  
 1 Troy Smith (6)  
 RB 21 Frank Gore (11)  
 20 Brian Westbrook (5)  
 FB 44 Moran Norris (11)

**Defense**

DT 90 Isaac Sopoaga (16)  
 NT 92 Aubrayo Franklin (16)  
 DT 94 Justin Smith (16)  
 SAM 99 Manny Lawson (16)  
 TED 51 Takeo Spikes (16)  
 MIKE 52 Patrick Willis (15)  
 WILL 98 Parys Haralson (15)  
 55 Ahmad Brooks (1)  
 LCB 36 Shawntae Spencer (16)  
 RCB 22 Nate Clements (16)  
 SS 30 Reggie Smith (7)  
 23 Taylor Mays (6)  
 32 Michael Lewis (3)  
 FS 38 Dashon Goldson (16)

**2011**

**Offense**

WR 15 Michael Crabtree (14)  
 17 Braylon Edwards (5)  
 LT 74 Joe Staley (16)  
 LG 77 Mike Iupati (16)  
 C 59 Jonathan Goodwin (16)  
 RG 68 Adam Snyder (13)  
 62 Chilo Rachal (3)  
 RT 76 Anthony Davis (16)  
 TE 85 Vernon Davis (16)  
 46 Delanie Walker (7)  
 81 Justin Peelle (2)  
 WR 15 Joshua Morgan (5)  
 19 Ted Ginn Jr. (3)  
 QB 11 Alex Smith (16)  
 RB 21 Frank Gore (15)  
 FB 49 Bruce Miller (8)  
 44 Moran Norris (2)

**Defense**

DT 91 Ray McDonald (15)  
 NT 90 Isaac Sopoaga (15)  
 DT 94 Justin Smith (16)  
 OLB 55 Ahmad Brooks (16)  
 ILB 53 NaVorro Bowman (16)  
 ILB 52 Patrick Willis (13)  
 54 Larry Grant (3)  
 OLB 98 Parys Haralson (16)  
 LCB 22 Carlos Rogers (16)  
 RCB 25 Tarell Brown (16)  
 SS 31 Donte Whitner (15)  
 FS 38 Dashon Goldson (14)  
 20 Madiou Williams (2)

**2012**

**Offense**

WR 15 Michael Crabtree (16)  
 LT 74 Joe Staley (16)  
 LG 77 Mike Iupati (16)  
 C 59 Jonathan Goodwin (16)  
 RG 75 Alex Boone (16)

RT 76 Anthony Davis (16)  
 TE 85 Vernon Davis (16)  
 46 Delanie Walker (4)  
 WR 82 Mario Manningham (10)  
 QB 11 Alex Smith (9)  
 7 Colin Kaepernick (7)  
 RB 21 Frank Gore (16)  
 FB 49 Bruce Miller (12)

**Defense**

DT 91 Ray McDonald (16)  
 NT 90 Isaac Sopoaga (9)  
 DT 94 Justin Smith (14)  
 OLB 55 Ahmad Brooks (16)  
 ILB 53 NaVorro Bowman (16)  
 ILB 52 Patrick Willis (16)  
 OLB 99 Aldon Smith (16)  
 LCB 22 Carlos Rogers (16)  
 RCB 25 Tarell Brown (16)  
 CB 29 Chris Culliver (6)  
 SS 31 Donte Whitner (16)  
 FS 38 Dashon Goldson (16)

**2013**

**Offense**

WR 81 Anquan Boldin (16)  
 LT 74 Joe Staley (16)  
 LG 77 Mike Iupati (12)  
 68 Adam Snyder (4)  
 C 59 Jonathan Goodwin (16)  
 RG 75 Alex Boone (16)  
 RT 76 Anthony Davis (16)  
 TE 85 Vernon Davis (15)  
 89 Vance McDonald (5)  
 WR 10 Kyle Williams (5)  
 15 Michael Crabtree (5)  
 QB 7 Colin Kaepernick (16)  
 RB 21 Frank Gore (16)  
 FB 49 Bruce Miller (13)

**Defense**

DT 91 Ray McDonald (14)  
 NT 90 Glenn Dorsey (13)  
 DT 94 Justin Smith (16)  
 OLB 55 Ahmad Brooks (16)  
 ILB 53 NaVorro Bowman (16)  
 ILB 52 Patrick Willis (14)  
 OLB 99 Aldon Smith (8)  
 51 Dan Skuta (8)  
 LCB 22 Carlos Rogers (16)  
 RCB 25 Tarell Brown (11)  
 26 Tramaine Brock (6)  
 SS 31 Donte Whitner (16)  
 FS 35 Eric Reid (16)

# HISTORICAL HIGHLIGHTS

## 1949

December 10, the NFL and AAFC announced that the two leagues will merge. The NFL agrees to adopt Baltimore, Cleveland and San Francisco as new franchises.

## 1950

The 49ers struggled in their NFL debut, winning only three games. A rival coach described them as “not big enough or tough enough.”

## 1951

In an amazing reversal of form sparked by a great rookie group, the 49ers were in the race until the season's final day and finished only a half game off the top. Led by LB Hardy Brown and his famed shoulder tackle, the club had one of the toughest defensive units in the League. QB Y.A. Tittle and E Billy Wilson began their great 49er careers.

## 1952

After a blazing start, the 49ers slumped in mid-season. HB Hugh “The King” McElhenny came off the University of Washington campus to become the NFL PLAYER OF THE YEAR and the most feared runner in football.

## 1953

The 49ers had their best NFL showing posting a 9–3 record, normally good enough for a championship. Detroit, however, was 10–2. Two of San Francisco's losses came with QB Y.A. Tittle sidelined because of a severe facial injury. The three defeats were by a total of nine points. FB Joe “The Jet” Perry became one of the few players in pro history to gain more than 1,000 yards in a single season. E Gordy Soltau was the league's top scorer for the second straight year.

## 1954

The 49ers jumped out to a blazing start, posting a 4–0–1 record through the season's first five games. However the early momentum was slowed by injuries to three key members of the legendary “Million Dollar Backfield.” QB Y.A. Tittle, HB Hugh McElhenny and FB Joe Perry all missed action with different injuries, but Perry returned to become the first player to record 1,000 yards rushing in consecutive seasons.

## 1955

With HB Hugh McElhenny hobbled by a foot injury, the 49ers had their second-worst season in history under Norman P. Strader, who succeeded Buck Shaw as head coach.

## 1956

In head coach Frankie Albert's first year at the helm, the 49ers were in last place at mid-season with a 1–6 record. They went 4–0–1 in their last five games for a brilliant stretch drive.

## 1957

This undoubtedly was one of the most emotional and dramatic seasons in 49ers history. Every game was a cliffhanger and the Alley Oop pass from QB Y.A. Tittle to rookie HB R.C. Owens became a household byword. Emotions reached a peak when the beloved Tony Morabito collapsed and died of a heart attack at the Chicago Bears game on Oct. 27. Trailing 17–7, the 49ers fought back for a great victory, 21–17. The magnificent E Billy Wilson caught a pass from Tittle for the winning touchdown in the fourth quarter. Tied with Detroit at 8–4 when the season ended, the 49ers lost the playoff game, 31–27, after holding a 27–7 lead in the third quarter.

## 1958

An up-and-down season finished on a high note with victories over Green Bay and Baltimore. The 6–6 record, however, was blackened by the 33–3 and 56–7 lacerations at the hands of the Los Angeles Rams. Head coach Frankie Albert resigned at the end of the year.

## 1959

With Howard W. “Red” Hickey in charge, the 49ers were in contention all the way and QB John Brodie came into his own at quarterback when he led the team to a 21–20 upset of Cleveland. HB J.D. Smith, a converted defensive back, became the second 49er to accumulate more than 1,000 yards rushing.

## 1960

Howard W. “Red” Hickey saved a seemingly hopeless season when he installed his shotgun attack and the club captured four of its last five games, including a 30–22 upset of Baltimore.

## 1961

The success of Howard W. Hickey's shotgun amazed the football world, especially in a 49–0 victory over Detroit. QB Billy Kilmer, a passing–running rookie from UCLA, was made to order for the new offense. When the shotgun stopped, QB John Brodie took over again in the T formation and had the finest season in 49ers QB annals. Indicating the evenness of NFL competition, the 49ers were playing for a second-place tie, plus a trip to the Runner–up Bowl at Miami, or a fifth–place position on the last day of the season. The Colts again won by three points, but 1961 will remain as one of the most exciting and interesting years in 49ers history.

## 1962

For the first time since 1956, the 49ers finished a frustrating season with more defeats than victories. In so doing, the honored adage of “it's easier to win at home than on the road,” proved false—the 49ers won only one of seven at Kezar Stadium, but captured five of seven road contests.

1963 – A multitude of injuries to key personnel started the 49ers off to a disappointing 2–12 season. One of the victories, however, was a 20–14 upset of ultimate world champion Chicago, the only league defeat suffered by the Bears all season.

## 1964

Club Chief Executive Victor P. Morabito died of a heart attack in May. Injuries to key personnel prevented the 49ers from gaining enough offensive momentum to forge a winning season despite having one of the toughest defensive units in the league. Outstanding rookie performances by E Dave Parks, QB George Mira and LB Dave Wilcox also took some of the sting from the 4–10 record.

## 1965

Outstanding offensive performances enabled the 49ers to jump from the bottom to fourth place in the Western Division as the team led the NFL in both scoring and total offense. QB John Brodie was the most productive passer in the NFL, E Dave Parks led the league in receiving and rookie FB Ken Willard and veteran HB John David Crow, acquired in an off-season trade, led a strong ground game. The 7–6–1 record included a season–opening 52–24 victory over the Chicago Bears, marking the most points scored by the 49ers in NFL play.

## 1966

After a somewhat slow start, the 49ers got in gear just before the midway point and became one of only two teams to beat the eventual world champion Green Bay Packers. After that, they finished with a respectable 6–6–2 record and were in the battle for second place in the Western Division until the final league game. G John Thomas and E Dave Parks were All–Pro, and they joined G Howard Mudd, C Bruce Bosley, FB Ken Willard and LB Dave Wilcox in the Pro Bowl.

## 1967

An auspicious start (5–1) disintegrated into disappointment for the 49ers as injuries took a heavy toll and a six–game losing streak took them out of the running. QB George Mira came off the bench to lead the squad to two season–ending victories and salvage a 7–7 record. There were bright spots, however, as QB John Brodie and the 49ers were the only team to beat the power–laden Rams in a league game. G Bruce Bosley played in the Pro Bowl for the second straight season.

## 1968

Under new coach Dick Nolan, the 49ers posted a 7–6–1 record. The season turned on key wins over the New York Giants, 26–10, and Green Bay, 27–20. Brilliant performances by QB John Brodie, WR Clifton McNeil and RB Ken Willard led a prolific offense, while DT Charlie Krueger, LB Dave Wilcox and DB Kermit Alexander sparked a revitalized defense. McNeil and G Howard Mudd were chosen All–NFL and were joined by Wilcox, Willard and Alexander in the Pro Bowl.

## 1969

Beset by injuries that nearly decimated the defensive unit, the 49ers struggled through the early part of the season. They went winless in their first five games before beating Baltimore, the first time they had

beaten the Colts in 13 previous games. The 49ers finished 4–8–2 and five players—HB Jimmy Johnson, LB Dave Wilcox, G Elmer Collett, RB Ken Willard and rookie WR Gene Washington—were selected to the Pro Bowl. Johnson was also All–Pro and winner of the Len Eshmont Award.

### 1970

This was the greatest year since the club became a member of the NFL in 1950. The team recorded a 10–3 record and captured the Western Division (NFC) Championship. QB John Brodie was the NFL's Player of the Year, CB Bruce Taylor was NFC Rookie of the Year and Coach Dick Nolan was a near-unanimous choice as NFC Coach of the Year. Brodie, WR Gene Washington, LB Dave Wilcox and HB Jimmy Johnson were All–Pro and joined T Len Rohde in the Pro Bowl.

### 1971

The 49ers forged a 9–5–0 record and won their second consecutive NFC Western Division title, clinching the crown on the final day by beating Detroit, 31–27, the identical score by which the Lions had knocked the 49ers out of championship play in 1957. The season also was the club's first in its plush new home, Candlestick Park. C Forrest Blue, LB Dave Wilcox and CB Jimmy Johnson were All–Pro and joined in the Pro Bowl by TE Ted Kwalick, WR Gene Washington, RB Vic Washington, DE Cedrick Hardman and CB Bruce Taylor.

### 1972

Early-season inconsistency, compounded by an injury to QB John Brodie in the fifth game of the season, cast appall on the 49ers prospects for a third-straight NFC Western Division title, but QB Steve Spurrier stepped in for Brodie and turned things around with a brilliant, poised performance. In the final quarter of the final game against Minnesota, the recovered Brodie relieved Spurrier and threw two TD passes in a 20–17 win over the Vikings. The victory clinched divisional title number three, but Spurrier's nine-game contribution was the key. C Forrest Blue, DB Jimmy Johnson, TE Ted Kwalick, WR Gene Washington and LB Dave Wilcox were All–Pro selections.

### 1973

In what was both a disappointing and significant year, the 49ers were 5–9 after tackling the NFL's toughest schedule, a rash of key injuries and an unsettled quarterback situation. It also marked the end of the brilliant careers of QB John Brodie and DT Charlie Krueger, both of whom retired at year's end. C Forrest Blue and LB Dave Wilcox were voted All–Pro and joined in the Pro Bowl by TE Ted Kwalick, G Woody Peoples and P Tom Wittum.

### 1974

The 49ers used five different quarterbacks after an injury to starter QB Steve Spurrier, a week before the season opened, sidelined him for most of the year. After winning the first two games, the club lost a team-record seven straight and then closed with a rush, winning four of its last five to finish the season 6–8. RB Wilbur Jackson was named The Sporting News ROOKIE OF THE YEAR and was named to the NFL All–Rookie team along with QB Tom Owen and

DB Mike Holmes. C Forrest Blue and P Tom Wittum were All–NFC and selected for the Pro Bowl along with HB Jimmy Johnson. A knee injury forced perennial All–Pro LB Dave Wilcox to retire after a brilliant 11-year career with the 49ers.

### 1975

A strong defensive performance throughout the season couldn't offset an erratic offense troubled by an unsettled quarterback situation and a rebuilding offensive line. The high point of the 5–9 season was a 24–23 win over Los Angeles to end a 10-game losing streak to the Rams. At season's end, DE Cedrick Hardman was the club's first ever two-time Len Eshmont Award winner.

### 1976

A turnaround year for the 49ers as the team, under coach Monte Clark, posted an 8–6 record, their first winning season since 1972. With new QB Jim Plunkett at the controls, the 49ers got off to their best start ever (6–1), before hitting a mid-season four-game losing streak knocking the club out of playoff contention. The season saw the emergence of a powerful defensive unit that led the league in quarterback sacks with 61. RB Delvin Williams set a 49ers single-season rushing record with 1,203 yards. DE Tommy Hart was named All–Pro and played in the Pro Bowl along with Williams, DE Cleveland Elam and LB Dave Washington. C Randy Cross was an All–Rookie team selection. Hart became a two-time winner of the Len Eshmont Award and CB Jimmy Johnson retired after a brilliant 16-year career with the 49ers.

### 1977

In the 32nd year of their existence, the 49ers began a new era. On March 31, 1977, the club became the property of Edward J. DeBartolo Jr. and came under the guidance of Joe Thomas as general manager. The changeover was made more dramatic because the San Francisco 49ers were one of the few NFL franchises which had never previously changed ownership or location. On the field, under Coach Ken Meyer, the 49ers ran hot and cold. The club lost its first five games, then won five of the next six before dropping the final three contests to finish 5–9. SS Mel Phillips was named winner of the coveted Len Eshmont Award. DE Cleveland Elam was selected All–Pro and played for the NFC in the Pro Bowl.

### 1978

The 49ers suffered through their longest season as the club fell to 2–14 and three coaches were hired and fired in less than 12 months. First Head Coach Pete McCulley departed after nine games with a 1–8 record, and his replacement, Fred O'Connor, was let go at the end of the year as the team won just one of its final seven contests. Bill Walsh was hired as the new coach and general manager. RB Paul Hofer, who replaced RB O.J. Simpson when the newly-acquired star went to the sidelines for the year with a shoulder injury, was named recipient of the Len Eshmont award.

### 1979

The 49ers suffered through their second consecutive 2–14 season, but there were several indications of improvement. San Francisco went from virtually the worst-ranked offensive team in the league in '78 to one of the most productive in '79, ranking first in passing offense in the NFC and sixth in total offense in the NFL. RB Paul Hofer again was the Len Eshmont Award recipient and individual leader, racking up 615 yards rushing and an additional 662 yards receiving on 58 catches in only seven starts. QB Steve DeBerg broke Fran Tarkenton's NFL record for completions by connecting on 347 passes. K Ray Persching set a club record with an 83.3 field goal percentage and also led the league with that mark. RB O.J. Simpson retired from the 49ers and the NFL, finishing as the second leading rusher of all time with 11,236 yards.

### 1980

In their second season of the Bill Walsh era, the 49ers showed gradual improvement in their rebuilding program. A three-game winning streak to open the season, combined with a three-game victory string from Week 12 through Week 14, enabled the Niners to post a 6–10 season, tripling the number of victories from each of the previous two 2–14 campaigns. Week 14 was a day when the 49ers made NFL history. That December 7 at Candlestick Park, the 49ers overcame a 35–7 halftime deficit against the New Orleans Saints to win in overtime, 38–35. The 28-point comeback was the biggest comeback in NFL history. E Jim Stuckey and P Jim Miller were named to All–Rookie teams, while another rookie, FB Earl Cooper, led the NFC in receptions with 83, the most catches ever by an NFL rookie. WR Dwight Clark caught 82 passes to break the team wide receiver mark, and QB Joe Montana set the club passing percentage record at 64.5 with 176 completions in 273 attempts.

### 1981

It was a year of firsts and bests for the 49ers in 1981. In his third season as head coach and general manager, Bill Walsh guided San Francisco to a 16–3 record (best record in the league that year), the NFC Western Division title (first since '72), the NFC Championship crown (first ever for the 49ers) and the World Championship/Super Bowl XVI win (first ever for the 49ers). Walsh earned every possible NFC Coach of the Year award and all seven NFL Coach of the Year honors, while six 49ers were named to the Pro Bowl—WR Dwight Clark, C Randy Cross, QB Joe Montana, DE Fred Dean, S Ronnie Lott and S Dwight Hicks. Three San Francisco players were selected to All–Pro teams as recognized by the NFL—Cross, Lott and Dean. Montana, who led the NFC in passing in '81, was named MVP of Super Bowl XVI (for leading his team to a 26–21 win over the Cincinnati Bengals of the AFC). Dean was picked UPI NFL Defensive Player of the Year, NFL Outstanding Defensive Lineman of the Year (NFL Players Association) and NFC Defensive Player of the Year (Kansas City Committee of the 101). San Francisco opened and closed the season in Pontiac, MI in drastically different styles. The 49ers lost two of their first three games of 1981, including the season opener on the road against Detroit, then ran off seven wins—before a loss to Cleveland 15–12—and ran off eight more wins (including playoffs, the NFC Champion—

ship and Super Bowl XVI). The 49ers won 15 of their last 16 games, beat five opponents twice—including all three postseason foes—and became the first team since Chicago in 1945–47 to go from the worst NFL record (2–14 in 1979) to the league's best (13–3 in '81) in just three seasons. All this happened with three rookies (S Carlton Williamson, CB Eric Wright and Lott) starting in the defensive secondary. Those three rookies, along with Montana, Clark, Cross, WR Freddie Solomon and Hicks, combined with “old veterans” Dean and LB Jack “Hacksaw” Reynolds, formed a nucleus of world championship vintage.

## 1982

As defending world champions, the San Francisco 49ers did not enjoy the 1982 season, but then not many NFL fans, coaches and players throughout the league did either (except maybe in Washington, where the Redskins were Super Bowl XVII champs). The Niners fell to 3–6 and missed out on the playoffs. In the strike-shortened season, San Francisco went winless at home (0–5) but did manage a 3–1 road record (the Niners were 0–2 prior to the 57-day players' strike and 3–4 following it). WR Dwight Clark had an outstanding season, leading the NFL with 60 receptions and being named consensus All-Pro and NFL Player of the Year by Sports Illustrated. LB Keena Turner (second-team All-Pro), S Ronnie Lott (Pro Bowl), C Randy Cross (Pro Bowl), S Dwight Hicks (Pro Bowl), T Keith Fahnhorst and QB Joe Montana (NFL record for five straight 300-yard passing games) were bright spots in an otherwise disappointing season.

## 1983

For the second time in three seasons, San Francisco played in the NFC Championship Game. The '83 49ers were 10–6 (third best regular season victory total in club history) and NFC Western Division Champions (fifth time since 1970, second time since 1981). In the playoffs, San Francisco squeezed past Detroit, 24–23, but lost to Washington, 24–21, in the NFC Championship contest. Individual standouts included QB Joe Montana (the league's No. 1 all-time QB entering the 1984 season), S Ronnie Lott (making his third Pro Bowl appearance in as many years), DE Fred Dean (leading the NFC in sacks with 17.5), DE Dwaine Board (second in sacks with 13), CB Eric Wright (team leader in interceptions with seven, two for scores), WR Dwight Clark (team leader with 70 receptions and eight TDs), WR Freddie Solomon (club record 21.4 yards per catch), K Ray Wersching (team-record 126 points, including a perfect 51-of-51 PATs), offensive linemen C Randy Cross, T Keith Fahnhorst and G John Ayers, RB Roger Craig (752 yards rushing, 427 receiving), RB Wendell Tyler (856 rushing yards, 285 receiving) and NFL All-Rookie team pick LB Riki Ellison.

## 1984

The 49ers experienced the most successful regular season in NFL history by winning a league record 15 games, including all eight road contests—setting yet another NFL standard. The Niners broke 14 team records in '84, while becoming the first NFC team to sweep all of its conference games, and the first NFC West unit to win all contests within the division. Led by RB Roger Craig and QB Joe Montana, San Francisco capped the year by routing the Miami

Dolphins in Super Bowl XIX, 38–16. The win was the 18th victory of the '84 campaign, establishing an NFL standard for wins in a single season (including playoffs). San Francisco scored a then team-record 475 points. The 49ers defense was the stingiest in the NFL in '84, allowing a league-low 227 points scored. Honors were numerous, including Pro Bowl recognition for 10 of Bill Walsh's charges—Montana, RB Wendell Tyler, T Keith Fahnhorst, C Randy Cross and C Fred Quillan on offense and S Dwight Hicks, S Ronnie Lott, S Carlton Williamson and CB Eric Wright (the entire Niners secondary), and LB Keena Turner on defense.

## 1985

At 10–6, San Francisco qualified for postseason play for the fourth time since 1981. Offensively, RB Roger Craig and WR Jerry Rice emerged as potent weapons in the attack. Craig became the first NFL player to surpass 1,000 yards rushing and receiving in the same season. Rice was named NFC ROOKIE OF THE YEAR and set the team record for first-year players with 927 receiving yards. The defense experienced the influx of four new starters in '85 (NT Michael Carter, LB Todd Shell, LB Michael Walter and DE John Harty). Carter won a berth on the Pro Bowl team, as did DBs Eric Wright and Carlton Williamson.

## 1986

The 49ers captured their fourth NFC Western Division title since 1981. Offensively, the team was led by All-Pro wide receiver WR Jerry Rice, who paced the NFL with 1,570 receiving yards and 15 touchdowns. Those marks established club standards in addition to Rice's team-record 16 total scores. The defense managed 49 takeaways, tying the Kansas City Chiefs for NFL leadership. San Francisco's 39 interceptions and 578 return yards set team records, while five scores on interceptions returns tied another club mark. S Ronnie Lott tied HB Dave Baker's 1960 team record with 10 interceptions. The output by young players was vital due to major injuries suffered by many starting veterans. San Francisco made 20 roster moves during the season, shuffling players in and out of action. QB Joe Montana missed Weeks 2–9 due to back surgery, while backup signal-caller Jeff Kemp did not play Weeks 8–11 due to a hip injury.

## 1987

The San Francisco 49ers marched to an NFL regular season best 13–2 record. It marked a league-leading third time in the decade of the '80s that the team either tied or posted the best win-loss percentage during the regular season. San Francisco led the NFL with 5,987 total yards and was best among league defenders allowing 4,095 total yards. It was the first time in Niners history that the team led the league in fewest total yards allowed. WR Jerry Rice set NFL records with 22 receiving touchdowns and scoring receptions in 13 consecutive games. The durable wide out received postseason Most Valuable Player awards from nearly every news agency and sports publication. QB Joe Montana won the first NFL passing title of his nine-year career and set a team record with 31 touchdown passes. S Ronnie Lott, Montana and Rice were joined by NT Michael Carter and RB Roger Craig on the NFC squad in the 1988 Pro Bowl.

## 1988

The 49ers climaxed their 1988 season in thrilling fashion with a dramatic touchdown drive in the waning seconds of Super Bowl XXIII. QB Joe Montana's 10-yard scoring toss to WR John Taylor with 34 seconds remaining in the contest gave the Niners their third Super Bowl win of the decade and the rights to the title “Team of the 1980s.” The world championship game against the Cincinnati Bengals was a microcosm of the entire '88 campaign. San Francisco opened the year strong with a 5–2 record, but by Week 12 were 6–5, two games out of first place with only five contests to play. That week's victory over Washington launched a four-game winning streak that resulted in the Niners moving up from third to first place in the NFC West standings and earning a third consecutive NFC Western Division title. As the season ended RB Roger Craig broke the team's single season rushing record (finishing with 1,502 yards) and K Mike Cofer established new Niners single-season standards for field goals attempted (38) and made (27). WR Jerry Rice went on a playoff tear that included: an NFL postseason record-tying three touchdown receptions against Minnesota, the Montana-to-Rice battery hooked-up on first half touchdowns of 61 and 27 yards at Chicago, and concluded with a Super Bowl XXIII MVP performance of 11 receptions for a Super Bowl record 215 yards and a touchdown. Defenders S Ronnie Lott, DE Charles Haley, NT Michael Carter, along with Rice, Taylor and Craig, were selected to the Pro Bowl.

## 1989

George Seifert was named head coach of the San Francisco 49ers just four days after the team had won its third World Championship under retiring head man Bill Walsh. Seifert's quest for the title was tested early and often as the 49ers endured nail-biting wins at Indianapolis (30–24) and Tampa Bay (20–16) to open the season. QB Joe Montana threw for 428 yards and five touchdowns, including a team-record four TD tosses in the fourth quarter resulting in a 10-point victory (38–28) in Philadelphia. Under first-year offensive coordinator Mike Holmgren, the Niners accumulated more yardage than any other NFL team. WRs Jerry Rice and John Taylor, RB Roger Craig, G Guy McIntyre and QB Joe Montana were 1990 Pro Bowl participants. Rice's 1,483 receiving yards paced the league. Craig exceeded 1,000 yards rushing for the second consecutive season and running mate FB Tom Rathman led NFC running backs with 73 receptions. Montana had the best season of his career. A consensus Player of the Year, Montana's 112.4 quarterback rating set a then NFL single-season record. Montana was selected by his teammates as the '89 recipient of the Len Eshmont Award. Fueled by Rice's 72-yard first quarter catch-and-run for a score, the 49ers exploded for 27 first half points and cruised to a 41–13 victory against Minnesota in their opening '89 playoff contest. The 49ers faced Los Angeles in the NFC Championship Game. The Niners started slowly, however. Two long, second-quarter scoring drives and a touchdown set up by an interception gave San Francisco a 21–3 lead at intermission. Cofer's three field goals cushioned San Francisco's lead as the team advanced to Super Bowl XXIV with a satisfying 30–3 win. The 49ers displayed optimal performance at the highest level of



competition while securing their second consecutive World Championship. The resounding 55–10 defeat of the Denver Broncos in Super Bowl XXIV was a convergence of talent and technique, planning and purpose. San Francisco tied or set nearly 40 Super Bowl records and Montana was honored with the game's MVP award for an unprecedented third time.

## 1990

The Niners finished the season with an NFL-best 14–2 mark and came within four seconds (in a 15–13 loss to the NY Giants) of earning their third consecutive trip to the Super Bowl. In addition to recording the NFL's best win–loss mark for the second straight season, the 49ers captured the NFC Western Division title for the fifth consecutive year and the eighth time since 1981 ('81, 1983–84, 1986–90). San Francisco claimed its 11th Division crown since the NFL/AFL merger of 1970, more than any NFC Western Division opponent (the Rams were second with eight), and second most in NFL history (behind Miami's 13 AFC East titles).

San Francisco opened the 1990 season with a team-record 10 consecutive victories. The 49ers also posted an 8–0 mark on the road, giving them the longest road winning streak in league history (19 games, including postseason) heading into '91. QB Joe Montana and WR Jerry Rice again formed one of the most prolific aerial combinations in pro football. Montana, who was named 1990 Sportsman of the Year by Sports Illustrated, finished his 12th NFL season by throwing for a then team-record 3,944 yards. He also tossed 26 touchdown passes (second in the NFC) and finished as the third highest rated quarterback in the conference. On the receiving end of many of those Montana passes was Rice, who became only the fourth player in league history to reach the century mark in receptions for a single season. Rice hauled in 100 passes for 1,502 yards and 13 TDs, and earned his fifth consecutive trip to the Pro Bowl.

In one of the most memorable performances of the season (if not team history), Rice tied an NFL record with five TD receptions in a 45–35 victory at Atlanta, October 14. The defensive side of the ball was led by LB–DE Charles Haley's 58 tackles and an NFC-high 16 sacks. For his efforts, the fourth-year player from James Madison University was named as a starter in the 1991 Pro Bowl. LB Bill Romanowski led the team in tackles with 79, while CB Darryl Pollard registered 74, including a team-high 72 solo stops. A number of team career records fell by the wayside in '90. Montana slipped past QB John Brodie to take over the career passing lead (34,998 yards), while RB Roger Craig became the all-time team record holder in career receptions with 508, moving ahead of WR Dwight Clark's total of 506. The 49ers placed five players on the 1991 NFC Pro Bowl squad, four as starters. Representing the 49ers were Haley, Rice, S Ronnie Lott and G Guy McIntyre, while Montana, selected as a starter, was unable to participate because of a finger injury suffered in the NFC Championship Game.

## 1991

It was a classic case of "too little...too late" for the San Francisco 49ers in 1991. After losing six of their first 10 games by a total of 26 points, the Niners won their remaining six contests (by a total of 95

points) but missed the playoffs for the first time since 1982.

The 49ers finished the 1991 campaign in impressive fashion during that final six-game span, with a margin of victory that averaged almost 16 points. During that final six-game span, the Niners defeated three playoff teams (New Orleans, Kansas City and Chicago) while averaging 31.5 points per game in the process. WR Jerry Rice continued to register his place in club and league history taking over the club's career receiving record with 525 catches. Rice finished third in the NFC with 80 receptions and 1,206 yards, surpassing 1,000 receiving yards for a club-record sixth consecutive season, and he led the NFL with 14 TD receptions. QB Steve Young won the NFL passing title, despite missing six games due to a knee injury. Young, who passed for 2,517 yards and 17 TDs, finished with a 101.8 rating, besting Washington's Mark Rypien (97.9) for the title.

When Young was injured at Atlanta November 3, QB Steve Bono (1,617 yards, 11 TDs) came off the bench to rally the team to five consecutive victories. On the defensive side of the ball, S Dave Wayer finished as the leader in total tackles (86), solo tackles (77), interceptions (4), interception return yards (78) and passes defended (16) and tied CB Kevin Lewis for the lead in forced fumbles (3). LB–DE Charles Haley and DE Larry Roberts each posted seven sacks, while CB Don Griffin's 99-yard fumble return against the Bears set a team record and was the third longest return in league history. San Francisco placed three players on the 1992 NFC Pro Bowl squad, two as starters, as Rice, Guy McIntyre and Haley were all selected (Rice and McIntyre as starters). It was the sixth time in Rice's seven-year career that he was selected to play on the islands. McIntyre and Haley were each selected for the third time.

## 1992

The San Francisco 49ers continued their winning tradition as they once again posted the NFL's best regular season record (14–2), while winning their sixth NFC Western Division title in seven years, and advancing to the NFC Championship Game for the second time in three seasons. In the NFC Divisional Playoffs, the 49ers defeated defending Super Bowl Champion Washington (20–13). However, San Francisco fell to Dallas, 30–20, in the NFC Championship Game at Candlestick Park the following week.

WR Jerry Rice continued to etch his name in football history, becoming the NFL's all-time touchdown reception leader with 103. He tied Steve Largent's mark of 100 in Week 13 against the Philadelphia Eagles (11–29), then broke the record the following week vs. the Miami Dolphins (12–6). QB Steve Young, who harvested a total of 34 awards, including the NFL's Most Valuable Player Award, won the NFL passing title for the second straight year, finishing an amazing 16.3 points ahead of his closest competitor. Young, who passed for 3,465 yards and 25 TDs, finished with a 107.0 rating. Following his 101.8 rating in 1991, it marked the first time in league history that anyone had posted back-to-back seasons with ratings higher than 100 each year. RB Ricky Watters gained 1,013 yards to establish a team rushing record for first-year backs. K Mike Cofer's 107 points led the 49ers in scoring for the fifth consecutive year.

On the defensive side of the ball, linebacking led

the charge as LB Bill Romanowski finished as the leader in total tackles (80) and assists (15). LB Mike Walter (67 solo stops) and LB Tim Harris (17 sacks for 116 yards) also led defensive categories. CB Don Griffin paced the defensive backfield with five interceptions and 19 passes defended.

Fans at Candlestick saw the Niners rewrite part of the team's record book in '92 as they set team marks for total offense (598 yards) vs. the Buffalo Bills (Sept. 13) and points (56) in their win over the Atlanta Falcons (56–17, 10–18). San Francisco placed seven players on the 1993 NFC Pro Bowl squad, including four starters and five first-time participants. Rice, G Guy McIntyre, DT Pierce Holt and Young were all named as starters. TE Brent Jones, Watters and T Steve Wallace were also selected. It was the seventh time in Rice's eight-year career that he was selected to play on the islands and McIntyre was named for the fourth time, while the others made their first visits.

## 1993

The 1993 season was another in a long line of successes for the San Francisco 49ers. Among the team's accomplishments were: a 10–6 record, marking an NFL-record 11th consecutive season with 10 or more victories, the team's 10th NFC West title in 13 seasons and a third appearance in four years in the NFC title game. In addition, San Francisco led the National Football League in scoring and total offense and established or tied five of the team's nine major offensive records. The marks set included most net offensive yards (6,435), most TDs (61), most first downs (372) and highest average gain per play (6.3). The Niners also tied the team mark for net passing yards in a season with 4,302, equaling the record set in 1989.

Individually, QB Steve Young became the first player in NFL history to lead the NFL in passing three consecutive seasons, when he posted a 101.5 rating in 1993. In addition, it was his third consecutive season with a rating over 100, also a league first. Young completed 68 percent of his passes (second highest in team history) for a then club-record 4,023 yards. His 29 scoring passes in '93 ranked third on the team's single-season charts.

RB Ricky Watters led the ground game for the second consecutive season, narrowly missing the 1,000-yard mark with 950 yards. Watters posted 10 rushing TDs during the season and set an NFL single-game playoff record with a five-touchdown outburst vs. the New York Giants. WR Jerry Rice posted one of his best seasons, recording 98 receptions for 1,503 yards and 15 touchdowns on his way to being named NFL OFFENSIVE PLAYER OF THE YEAR by Associated Press. He also received the team's Len Eshmont Award. Defensively, DT Dana Stubblefield was named the NFL DEFENSIVE ROOKIE OF THE YEAR, capping a season in which he registered 10.5 sacks. LB Bill Romanowski (105) and S Tim McDonald (91) topped the team in tackles. Young, Rice and McDonald were selected to the Pro Bowl, joining T Harris Barton, G Guy McIntyre, TE Brent Jones and C Jesse Sapolu with that honor.

## 1994

The 1994 San Francisco 49ers completed one of the most impressive seasons in NFL history by capturing their NFL-record fifth Super Bowl Champion-

ship at Joe Robbie Stadium in Miami. San Francisco defeated the San Diego Chargers 49–26 in Super Bowl XXIX to put the finishing touches on a 16–3 season and win an unprecedented fifth Vince Lombardi Trophy.

The offseason started on a high note. Despite facing an NFL-imposed salary cap in 1994, the 49ers still managed to sign such veteran free agents as LB Ken Norton Jr., LB Gary Plummer, DE Tim Harris, DE Charles Mann, DE Richard Dent, LB Rickey Jackson, C Bart Oates, WR Ed McCaffrey and CB Toi Cook. Then, after some draft day maneuvering, San Francisco came away with two first-round picks in DT Bryant Young and FB William Floyd. Injuries, however, played a key factor early in the campaign. By the end of the second game in Kansas City, the 49ers had lost most of their starting offensive line, as well as the services of Dent, their top pass-rusher, to various injuries. Despite signing CB Deion Sanders prior to Week 3, the problems continued. Still playing with a decimated line, San Francisco suffered its worst loss in almost 14 years when it dropped a 40–8 decision to the Philadelphia Eagles in Week 5 at Candlestick Park. The season turned around the following Sunday at Detroit when the 49ers, trailing 14–0 at one point, rallied to defeat the Lions 27–21. That win started a winning streak that extended 10 games and saw the 49ers finish 13–3 and win the Super Bowl. Among the other highlights from the 1994 season, the 49ers offense was one of the most potent ever. During the 16-game regular season, the 49ers scored a team-record 505 points, a total that ranks as the fourth-highest total in NFL history. The 31.6 points per game average also established a team record. In addition, San Francisco scored 66 touchdowns, shattering the previous team mark of 61.

QB Steve Young recorded one of the finest seasons in NFL history. He set a league record with a QB rating of 112.8 and became the first player in NFL history to lead the league in passing four consecutive seasons. He also set team records for completion percentage (70.2) and touchdown passes (35). In Super Bowl XXIX, he passed for a record six touchdowns, while being named the game's MVP.

Rookie Floyd emerged as one of the league's brightest young stars, rushing for 305 yards and six TDs. The 49ers went 10–1 after he was named to the starting lineup in Week 6 at Detroit. Young finished third on the team in rushing with 293 yards and led the team with seven rushing touchdowns. WR Jerry Rice set a team record with 112 receptions for 1,499 yards and 13 touchdowns. However, his shining moment came in Week 1 vs. the Los Angeles Raiders when he eclipsed Jim Brown's all-time touchdown mark with 127. Norton Jr. led the 49ers with 92 total tackles and 79 solo stops. S Merton Hanks placed second with 79 tackles (66–13) while leading the team with seven interceptions. DT Dana Stubblefield's 8.5 sacks and 53.5 sack yards led the squad for the second consecutive season. And finally, Sanders, who joined the team in Week 3, shattered the team record with an NFL-high 303 interception return yards on six thefts. Among his three returns for touchdowns (tying a team mark) were efforts of 93, 90 and 74 yards. He was named the NFL Defensive Player of the Year as well as a starter in the Pro Bowl. Other Pro Bowl selections included Young, Rice, TE Brent Jones, Oates, G Jesse Sapolu, Hanks,

Stubblefield, S Tim McDonald and RB Ricky Watters. CB Eric Davis had a team-leading 22 passes defensed during the regular season and four interceptions in the playoffs.

## 1995

San Francisco once again captured the NFC West Championship, despite battling through a season in which injuries wreaked havoc time and again. Among the key contributors who were sidelined during the campaign were starting FB William Floyd, whose season ended with a severe knee injury in the October New Orleans game, and QB Steve Young, who missed five games with a shoulder injury. Those injuries, in addition to several others in the offensive line throughout the season, would have crippled most teams; however, the 1995 49ers established a reputation as one of the grittiest in team history.

The defensive unit created a new aggressive identity, finishing the season ranked number one in the NFL. Not only did it lead the league in scoring defense, it set team records for fewest rushing yards allowed (1,061) and fewest rushing yards per game (66.3). San Francisco's defense also excelled in takeaways, forcing a total of 34, including a team-record seven (five interceptions, two fumbles) that resulted in touchdowns.

Among the standout performers were Pro Bowl selections CB Eric Davis, FS Merton Hanks and SS Tim McDonald, marking the second consecutive season the 49ers secondary included three Pro Bowl picks. LB Ken Norton Jr. racked up 127 tackles and set a team single-game record by returning two interceptions for touchdowns at St. Louis. LB Lee Woodall and DT Dana Stubblefield rounded out the Niners Pro Bowl defensive players. Offensively, WR Jerry Rice posted the finest of his legendary 11 seasons with the 49ers. He became the NFL's career leader with 942 receptions and 15,123 yards, while also establishing the league's single-season standard with 1,848 yards. He was named as a starter in the Pro Bowl for the 10th consecutive season.

Young, who returned to quarterback the team for the final four regular season games, was also selected to the Pro Bowl, as was TE Brent Jones, who made the squad as an alternate. One of the highlights of the season was the emergence of QB Elvis Grbac. Playing in place of the injured Young, he directed the Niners to three of their biggest wins of the season at St. Louis, at eventual world champion Dallas and at Miami. Floyd was the recipient of the team's Len Eshmont Award.

## 1996

One streak continued and another ended for San Francisco in 1996. With a 12–4 record, the 49ers reached double digits in the win column for the 14th consecutive season, the longest streak in the NFL. However, the upstart Carolina Panthers unseated the Niners as NFC West Champions, ending their four-year reign. San Francisco remained one of the league's most dangerous teams with an aggressive defense and a productive offense. Despite losing QB Steve Young for four full games and parts of four others with various injuries, the 49ers offense ranked second in the NFC with 398 points and sixth in the NFL in total offense.

WR Jerry Rice became the first player in NFL his-

tory to record four 100-catch seasons after making a league-high 108 receptions for 1,254 yards. The 12-year veteran earned his NFL record-tying 11th Pro Bowl invitation and was a first-team All-Pro selection. Young won his fifth NFL passing title with a QB rating of 97.2 and was named to the Pro Bowl for the fifth consecutive season.

Defensively, the 49ers had the league's most imposing pass rushing trio in DE Roy Barker, DT Bryant Young and DE Chris Doleman. Barker finished fourth in the NFC with 12.5 sacks, while Doleman's 11 sacks moved him into seventh on the NFL's career list with 115.5. Young was named a starter on the NFC Pro Bowl team and earned first-team All-Pro honors after posting 11.5 sacks and 85 tackles. He also claimed the 49ers Len Eshmont Award as the team's most inspirational and courageous player. The third-year veteran was joined on the Pro Bowl team by FS Merton Hanks, who was invited for the third consecutive season. As usual, Rice's assault on the record books continued. He became the first player in NFL history to register 1,000 career receptions and 16,000 receiving yards. Rice also surpassed K Ray Wersching as the team's all-time leading scorer with 982 points.

## 1997

Although they appeared vulnerable after first week injuries to QB Steve Young and WR Jerry Rice, the San Francisco 49ers rallied under the direction of rookie head coach Steve Mariucci, reclaimed the NFC West title and advanced to the NFC Championship Game. The 49ers finished with a 13–3 mark, including an 11-game winning streak, despite losing Rice for all but two games. They did it behind a newfound running attack and the league's top-ranked defense.

Mariucci became one of 13 head coaches since the NFL–AFL merger in 1970 to lead his team to a division title in his rookie season, and he was the fourth to do it directly out of the college ranks. The former University of California skipper established an NFL record for consecutive wins by a rookie head coach with an 11-game streak (games 2–12). The 49ers claimed their 13th NFC West title in 17 years and posted 10-or-more wins for the 15th consecutive season. Young suffered a concussion against Tampa Bay on opening day, but remained healthy throughout the season and claimed his NFL record-tying (Sammy Baugh) sixth league passing title with a rating of 104.7. The 13-year veteran showed consistency while getting adjusted to a new coach, new running back and two young receivers.

The 49ers made a commitment to a power rushing attack by signing G Kevin Gogan during the offseason. The additional size up front allowed the 49ers to finish fourth in the NFC in rushing yards. RB Garrison Hearst (1,019 yards) became the first 49ers running back to rush for 1,000 yards since 1992. With Rice out, WR Terrell Owens and WR J.J. Stokes became the primary receiving targets. Owens led the team with 63 receptions for 936 yards and eight touchdowns, while Stokes posted 58 receptions for 733 yards and four touchdowns. Rice returned for one game against Denver (12–15) and helped the 49ers clinch home field advantage throughout the playoffs with a 34–17 win. Rice became the first non-kicker in league history to reach 1,000 points with a 14-yard touchdown catch in the second quarter of the

Broncos contest.

The 49ers defense led the league in total yards allowed (250.8), finished second in takeaways (41) and was tied for third in sacks (54). They helped carry the burden as the offense adjusted to new personnel. For the second consecutive season, the 49ers had three players reach double figures in sacks. DT Dana Stubblefield (15.0), DE Chris Doleman (12.0) and LB Kevin Greene (10.5) led the sack attack. Stubblefield finished second in the league in sacks and was named NFL Defensive Player of the Year by Associated Press and earned the Len Eshmont Award as the team's most inspirational player. Of the seven 49ers named to the Pro Bowl, five were from the defense. Stubblefield was joined by Doleman, FS Merton Hanks, LB Lee Woodall and LB Ken Norton Jr. Gogan and Young were San Francisco's offensive selections.

## 1998

Led by one of the most productive offenses in team and league history, San Francisco posted its 16th consecutive winning season and remained one of the NFL's elite teams. Behind the strong arm of QB Steve Young, the powerful legs of RB Garrison Hearst and the triple-threat receiving corps of WR Jerry Rice, WR Terrell Owens and WR J.J. Stokes, the 49ers rolled to a 12–4 regular season mark and an appearance in the NFC Divisional Playoff Game. Young opened the season in sizzling fashion. The 14-year veteran established an NFL record by throwing for over 300 yards in six consecutive games, breaking the previous record of five held by former 49ers QB Joe Montana. Young finished the season completing 322-of-517 (62.3) passes for 4,170 yards and 36 touchdowns. His final passing rating of 101.1 marked the seventh consecutive season he has surpassed the 100-point barrier and earned him his seventh consecutive trip to the Pro Bowl.

The 49ers offensive line, led by Pro Bowl G Kevin Gogan, paved the way for Hearst's record-setting season. Hearst, and his team-record and career-high 1,570 yards rushing, were a major reason the 49ers led the NFL in rushing. His 198-yard performance against the New York Giants on Monday Night Football also set a then team-record and was a personal-best. His four plays of 70 yards or more led the league and helped earn him his first career Pro Bowl selection.

The 49ers receiving corps was in the capable hands of Rice, Owens and Stokes. Rice, returning from a serious knee injury in 1997, earned his 12th career Pro Bowl nomination and finished with a team-high 82 receptions for 1,157 yards and nine touchdowns. The athletic Owens asserted himself among the league's best receivers and brightest young stars by catching 67 passes for 1,097 yards and 14 touchdowns. Stokes caught a career-best 63 passes for 770 yards and eight touchdowns.

The 49ers defense was paced by the inspiring play of DT Bryant Young. Young was having an exceptional season with 54 tackles and 9.5 sacks before suffering a season-ending leg injury against the New York Giants on Monday Night Football. Young was still named Eshmont Award winner although missing the final four regular season games. LB Winfred Tubbs, in his first season with the 49ers, earned his first career Pro Bowl nomination after finishing with 112 tackles. CB Darnell Walker, FS Merton Hanks, S Zack

Bronson and S Tim McDonald led the team with four interceptions each.

## 1999

San Francisco had a streak of 16 consecutive winning seasons snapped, after finishing the 1999 season with a 4–12 record. A season-ending injury to QB Steve Young in Week 3 sent the 49ers into a tailspin from which they did not recover. Replacing Young proved to be quite a task for QBs Jeff Garcia and Steve Stenstrom. Garcia received the first try at the job and responded admirably, posting a 24–22 victory, with a QB rating of 106.0, over the Tennessee Titans in his first NFL start. Garcia would start the next four games, but was replaced by Stenstrom in Week 10 at New Orleans. With Stenstrom struggling in starts against the Saints, Rams and Packers, the 49ers coaching staff returned Garcia to the starting lineup for a December 5 game at Cincinnati. And what a return it was. Garcia threw for a career-high 437 yards against the Bengals, including throwing two touchdown passes to WR Jerry Rice. The game proved to be an impetus for Garcia, who over the final five games of the season completed 121-of-182 passes for 1,441 yards, eight touchdowns and three interceptions for a quarterback rating of 98.3.

During that stint, Garcia completed 66.5 percent of his passes and was sacked just three times for 25 yards. San Francisco also was faced with the task of replacing 1998 Pro Bowl RB Garrison Hearst and his team-record 1,570 yards rushing. A key off-season acquisition of RB Charlie Garner proved more than an adequate replacement. Garner rushed for a career-high 1,229 yards, caught a career-high 56 passes for 535 yards and finished third in the NFL with 1,764 total yards.

The San Francisco running attack also was given a boost by second-year FB Fred Beasley's 276 yards rushing and 282 yards receiving, both marks were career-high's. Overall the 49ers led the NFL with 2,095 yards on the ground, becoming the first team to lead the league for consecutive seasons since Buffalo did it in 1991–92. The 49ers also led the league with a per-rush average of 5.0 yards.

The San Francisco receiving corps was once again paced by Rice. He finished the year with 67 receptions for 830 yards and five touchdowns. Certainly not the kind of numbers that Rice is accustomed to, but over the final five games of the season, Rice caught 24 passes for 420 yards (17.5) and three touchdowns. In that span he posted two 100-yard games, including a six-reception, 143-yard effort at Atlanta (1–3) in the season finale. WR Terrell Owens added 60 receptions for 754 yards and four touchdowns while J.J. Stokes totaled 34 grabs for 429 yards and two touchdowns, including a five-reception, 130-yard performance at Atlanta (1–3) in the season finale.

The 49ers defense struggled for much of the season, but was highlighted by several individual performances. DT Bryant Young was named the Associated Press Comeback Player of the Year and earned a Pro Bowl selection. After overcoming a devastating leg fracture that ended his 1998 season and left his future clouded in doubt, Young answered all questions by earning a Pro Bowl nomination with his 11.0 sacks on the season. S Lance Schulters, in his first season as a starter, responded by finishing second in the NFC with six interceptions, including a game-winning 64-yard return against New Orleans

(9–19) in the second week of the season. Schulters was named as the starting free safety for the NFC squad in the 2000 Pro Bowl.

## 2000

San Francisco opened its sixth decade in the NFL under new leadership. The transfer of ownership from Edward J. DeBartolo, Jr. to his sister Denise DeBartolo York was approved by the NFL May 23, 2000. DeBartolo, Jr. ended his tenure after guiding the 49ers to five Super Bowl Championships and 16 postseason appearances. A young San Francisco team, which at one point started five rookies on defense, showed marked improvement throughout the season, winning four of the last six games, to finish 6–10.

The offense again was one of the best in the league, which led to three starters being named to their first Pro Bowl – QB Jeff Garcia, RB Charlie Garner and WR Terrell Owens. Garcia, who was in his first season as the full-time starter, set the pace for the offense all season long. He set career-highs in every category, completing 355-of-561 passes for a team-record 4,278 yards, with 31 touchdowns and only 10 interceptions. He finished the year ranked fifth in the NFL with a 97.6 quarterback rating. Garcia started all 16 games and had six 300-yard passing games, including a 402-yard effort against Chicago in December, which was his third straight 300-yard passing performance and his sixth of the season. His productivity not only led to his first Pro Bowl appearance, but Football Digest also named him the NFL'S Most Improved Player.

WR Terrell Owens was one of the many benefactors of Garcia's success. Owens posted his second career 1,000-yard season, catching a career-high 97 passes for 1,451 yards, which ranked him fourth in the NFL. Owens, who only played in 14 games during the season, also had five 100-yard games and scored a team-high 13 touchdowns. Owens had his best performance of his career against Chicago in December, breaking a 50-year old NFL record with 20 receptions for 283 yards and one touchdown. Owens broke Tom Fears' NFL record of 18 receptions in a game, which he set back in 1950 with the Rams. The 49ers backfield was again in the capable hands of Garner and FB Fred Beasley. Garner earned his first Pro Bowl appearance and became the fourth 49ers running back to rush for 1,000 yards in back-to-back seasons. Garner, behind the stellar play of the 49ers offensive line, ran for 1,142 yards on 258 carries and seven touchdowns. Also a receiving threat, Garner set career-highs with 68 receptions for 647 yards and three touchdowns. In addition, he established a team record with 201 yards rushing vs. Dallas. Beasley also had a solid year, rushing for 147 yards on 50 carries and three touchdowns, while catching 31 passes for 233 yards and three touchdowns.

The 49ers defense was young, but got better over the last half of the season. The defense was again paced by the efforts of DT Bryant Young, who posted 51 tackles and led the team in sacks with 9.5. LB Ken Norton Jr. was one of only three players to start all 16 games, extending his consecutive games streak to 160. The 49ers defense started five rookies in the final game at Denver and had seven different rookies start throughout the 2000 campaign. Rookies CB Ahmed Plummer, DE John Engelberger and CB Jason

Webster all started at least 10 games. Six rookies—Plummer, Webster, Engelberger, LB Julian Peterson, DT Cedric Killings and S Ronnie Heard—participated in more than 20-percent of the total 1,096 plays.

## 2001

The San Francisco 49ers made their return to the playoffs after a two-year absence, as the young and improving team posted a 12–4 record. The year marked the return of RB Garrison Hearst, who came back from a devastating ankle injury that kept him out of football for two seasons. Hearst rushed for 1,206 yards, was named Associated Press Comeback Player of the Year and also earned his second career Pro Bowl nomination. In total, the 49ers had six players travel to the islands for the annual all-star game. In addition to Hearst on offense, QB Jeff Garcia and WR Terrell Owens made their second straight appearances, C Jeremy Newberry played in his first Pro Bowl, G Ray Brown made the first Pro Bowl appearance in his 16-year career, and on defense DT Bryant Young made his third Pro Bowl appearance, anchoring the 49ers defense that improved from ranking 29th in 2000 to 13th in 2001.

The offense was again in the capable hands of Garcia. The Gilroy native proved that 2000 wasn't a fluke. He completed 316-of-504 passes for 3,538 yards. The third-year veteran also threw 32 touchdowns, becoming the first 49ers quarterback to throw for 30 or more touchdowns in consecutive seasons. Owens was one of Garcia's favorite targets, especially when it came to the endzone. Owens caught 93 balls for 1,412 yards and a career-high and NFL leading 16 touchdowns. While Hearst was the big story, the offensive line, which returned all five starters from the 2000 season, proved to be vital to the team's success. For the fifth consecutive season, San Francisco produced a 1,000-yard rusher, which set a new team record.

The defense was still young, but improved as the season progressed. The defensive line added two new starters to the mix, although one of them was not so new. DT Dana Stubblefield returned to the 49ers after spending three seasons with Washington and rookie DE Andre Carter made an impression, especially in the last four weeks of the season when he was named NFC Rookie of the Month. Carter led the team in sacks with 6.5, adding 4.5 of those in the last five games. The unit as a whole improved over the last half of the season, posting a team-record three shutouts in the last month of the campaign. Another big addition was LB Derek Smith, who came over from the Redskins as well. Smith brought with him four consecutive seasons of 100 tackles or more. Smith kept that streak alive as he led the defense with 126 total tackles. Also helping the defense with its improvement was S Zack Bronson and CB Ahmed Plummer. Both players recorded career-highs with seven interceptions each. Bronson also returned two for touchdowns, including a career-high and team record 97-yard return at Chicago.

## 2002

The San Francisco 49ers entered 2002 with hopes of advancing past the first round of the NFC playoffs. The team accomplished the mission finishing the season with 10 wins and advancing to the NFC Divisional Playoffs in grand fashion with the second

largest playoff comeback in NFL history. The 49ers finished the season with a 5–1 division record and won their first division title since 1997. The team's success came from its ability to minimize turnovers, along with a strong running game. The 49ers gained 2,244 yards on the ground for the second consecutive season and RB Garrison Hearst established a career-high with eight rushing touchdowns. Helping Hearst were Pro Bowlers G Ron Stone and C Jeremy Newberry, who anchored an offensive line that was third in the NFL in fewest sacks allowed.

San Francisco had the least amount of turnovers in the NFC with 17. In his third season as director of the 49ers offense, QB Jeff Garcia earned his third consecutive Pro Bowl berth. He completed 62 percent of his passes and tied a team record by directing five fourth-quarter comebacks. WR Terrell Owens continued his dominance with a career-high 100 receptions and led the NFL with 13 receiving touchdowns. Owens surpassed 1,000 receiving yards for the third consecutive season and earned his third consecutive Pro Bowl bid.

Defensively, LB Julian Peterson had a breakout season with a career-high 104 tackles. He shut down several of the league's top tight ends and made history by playing four positions in a single game against Dallas (12–8). His effort earned him his first career Pro Bowl appearance. DT Bryant Young added an interior presence with his fourth career Pro Bowl nomination and S Tony Parrish proved to be an invaluable pickup with a career-high seven interceptions. He won the Len Eshmont and the Ed Block Courage Award, both firsts for a player in his inaugural season.

## 2003

Head Coach Steve Mariucci was released from the final year of his contract on January 15, 2003. The 49ers conducted an extensive search for Mariucci's successor and in the end hired Dennis Erickson. Erickson was introduced as the 14th head coach in 49ers team history on February 12, 2003. The Erickson era started with a 7–9 record for the 49ers in 2003.

The team struggled on the road, winning only one game, but was impressive at home, scoring more than 45 points in two separate home games. The team was represented in the Pro Bowl, the 23rd consecutive year the 49ers had at least one team representative in the islands. In 2003, WR Terrell Owens made his fourth consecutive Pro Bowl, LB Julian Peterson made his second consecutive trip and FB Fred Beasley made his first career appearance in Hawaii. On offense, QB Jeff Garcia missed three games due to injury, but threw for 2,704 yards and 18 touchdowns. In his place, QB Tim Rattay responded admirably, throwing for 856 yards and seven touchdowns while posting a 2–1 record in those three games. RB Kevan Barlow recorded his first career 1,000-yard rushing season after becoming the main tailback after RB Garrison Hearst went down with a knee injury and missed the final four games. Owens recorded his fourth consecutive 1,000-yard season, amassing 1,102 yards despite missing the final game of the year.

The 49ers defense finished the year ranked 13th overall in the NFL and ninth against the run. The unit was led by Pro Bowler Peterson, who led the team in sacks with seven, and S Tony Parrish, who tied for

the league lead with nine interceptions. The group as a whole recorded 42 sacks on the year, the highest total since 1998, which was good for second in the NFC and tied for fourth in the NFL. In addition, the 49ers defensive unit allowed only 268 yards per game, the lowest total since 1997. San Francisco also caused turnovers as evidence by its 13 fumble recoveries, its highest total since 1997.

## 2004

The San Francisco 49ers continued to build depth with a young squad of versatile and talented athletes in 2004. Despite a 2–14 overall record, the group was able to gain significant experience while individuals on both sides of the ball notched career milestones over the 16-game span. The 49ers also swept NFC West rival Arizona in two thrilling overtime battles in the confines of both Monster Park and on the road in Sun Devil Stadium. The team was also represented in the Pro Bowl for the 24th consecutive year as LS/TE Brian Jennings made his first trip to the Pro Bowl. Jennings was chosen to serve as a "need" player in Hawaii by the NFC coaching staff. On offense, TE Eric Johnson returned to the lineup after missing 2003 with a broken collarbone and paced the team with 82 receptions for 825 yards and two touchdowns. His performance was the best-ever by a 49ers' tight end.

WR Brandon Lloyd led the scoring attack with six touchdown receptions while RB Kevan Barlow steadied the ground game with 244 carries for 822 yards and seven touchdowns. Under center, QB Tim Rattay battled shoulder, forearm and foot injuries to play in nine games, including a career-best 417-yard performance in the 49ers first of two bouts against Arizona. Rattay rallied the offense from a 16-point fourth-quarter deficit to win 31–28 in overtime. In the process, he completed a team-record 38 passes en route to his first 400-yard game.

DT Bryant Young's 11 years of NFL experience served as the veteran voice behind the defensive unit. Young led the line with 79 tackles and three sacks and enjoyed a career game against Chicago after notching 10 tackles and two sacks, his 17th career multi-sack game. For his efforts, Young was presented the team's Len Eshmont and Bill Walsh Awards. It was an unprecedented fifth Len Eshmont award win for Young. DE John Engelberger responded with a career year, with a career-high 64 tackles. He led team with 6.0 sacks. Also a steady rock on defense was SS Tony Parrish, who started all 16 games to give him 112 consecutive career starts, the third-longest active streak at his position. LB Derek Smith also chipped in at the linebacker post, reaching the 100-tackle plateau for the eighth straight year. Smith and fellow LB Jeff Ulbrich led the team with 167 tackles. After a season-ending Achilles injury to LB Julian Peterson, LB Jamie Winborn stepped up with 104 tackles, 4.5 sacks and three forced fumbles.

The 49ers also saw much promise from a handful of young participants. Second-year T Kwame Harris played in 14 contests and did not allow a sack in the last five games after returning to the starting lineup on the left side. Also gaining experience on the line was rookie G Justin Smiley who played in all 16 games with nine starts. On the opposite side of the ball, rookie RCB Shawntae Spencer finished third in the league with 12 starts as a rookie.

He also led the defensive unit with 12 passes defended. Second-year DT Anthony Adams continued to flourish in his role, registering a career-high nine stops against Washington. The special teams unit remained staunch, led by the efforts of rookie P Andy Lee. Lee finished the season with a 41.6-yard average, the highest since P Reggie Roby during the 1998 campaign. He led all rookies in the NFC in gross average and boomed an 81-yard punt against Tampa Bay (11–21–04) which was the longest of 2004 and the fourth-longest in team history. Another rookie, S Keith Lewis, also made his presence felt as he became the first player in 49er history to block a punt, force a fumble and recover a fumble in the same season. Lewis was able to accomplish this trifecta on only special teams plays.

## 2005

The San Francisco 49ers faced a tremendous amount of adversity during the 2005 campaign under new Head Coach Mike Nolan, but utilized both the highs and lows as opportunities to grow and improve. With a mix of veteran experience and young talent, the team doubled their win total from 2004 with a 4–12 record, including a series sweep over NFC West division rival St. Louis, a home win against playoff contender Tampa Bay, and a nail-biting overtime victory in the 2005 season finale against Houston.

The 49ers also made a historic trip to Mexico City to play NFC West division rival Arizona in front of an NFL-record 103,467 fans. Even though the 49ers lost a league-high 101 games by starters, including three of the four starters in the secondary, there were many individual and team bright spots, including strong showings from five players who started every game in 2005 (LB Derek Smith, NT Anthony Adams, G Justin Smiley, T Kwame Harris and C/G Eric Heitmann). Of the 11 original 2005 draft selections, 10 went on to spend the 2005 season on the 49ers roster and contributed on offense, defense and special teams. Six of the 10 started in some capacity throughout the season (RB Frank Gore, QB Alex Smith, G David Baas, T Adam Snyder, TE Billy Bajema and CB Derrick Johnson).

On offense, four different quarterbacks saw time under center. The most experienced of the four in the quarterback rotation, Tim Rattay, took the initial starting reins and led the 49ers to a 28–25 opening day victory against St. Louis. Shortly after, first overall draft pick Alex Smith made his professional debut, stepping in to relieve Rattay at Arizona in Mexico City. With the eventual trade of Rattay in Week 7 to Tampa Bay, and a knee injury to Smith, both Ken Dorsey and Cody Pickett also stepped in to call plays in the pocket. Smith returned to the starting lineup and gained valuable playing experience, seeing action in nine games with seven starts while showing outstanding poise and maturity in the pocket.

WR Brandon Lloyd led the aerial attack with 48 catches for 733 yards including five touchdowns from four different quarterbacks. WR Arnaz Battle also gained ground after rebounding from a knee injury, averaging 11.3 yards per catch while snagging three touchdowns. On the ground, RB's Kevan Barlow, Frank Gore and Maurice Hicks all chipped in 100-yard single-game performances and three touchdowns each. Gore had a stellar first season while pacing all 49ers rushers with 127 carries for

608 yards. After losing C Jeremy Newberry and LT Jonas Jennings to injuries, the offensive line was able to develop some consistency in the second half of the season with rookie LT Adam Snyder and rookie G David Baas making significant strides as starters. Eric Heitmann also held strong as both a guard and center.

Defensively, veteran leader DE Bryant Young led the team with eight sacks (including three multi-sack contests), his most since 2000. His 77.5 sacks put him into third place on the 49ers all-time sack leader list. For his stellar performance, Young was voted by his teammates as the 49ers recipient of the Len Eshmont and Ed Block Courage Awards. Also paving the way was LB Derek Smith, whose 163 tackles led the 49ers, his fifth straight time to pace the unit. The team's co-MVP/Bill Walsh Award winner also notched his ninth straight 100-yard campaign. In the absence of an injured Jeff Ulbrich, LB Brandon Moore responded by finishing second on defense with career highs in tackles (93), sacks (5), interceptions (1) and fumble recoveries (1). Before he was lost for the season with a fractured fibula, S Tony Parrish posted two interceptions, returning one for a touchdown. His teammates, CBs Mike Adams and Shawntae Spencer led the team with four interceptions and a touchdown return each.

The special teams unit played a big part in the team's scoring efforts as co-MVP Bill Walsh Award winner K Joe Nedney accounted for 97 49ers points off of 28 field goals (including a 56-yard career long) and 19 extra points. P Andy Lee's three touchbacks in 107 punts placed him with the third-best ratio of touchbacks-to-punts among punters with 30 or more kicks in 2005. Special teams ace Terry Jackson stayed true to his form by leading the coverage unit with 21 tackles. And rookie return man Otis Amey got the season off to an electrifying start after returning a 75-yard punt for a touchdown in the season opener against St. Louis. Amey became the fifth 49ers rookie to return a punt for a touchdown and the first to do so on his first-ever return. He also became the second 49ers player (behind WR Nate Singleton) to score a touchdown on his first touch.

## 2006

Under the direction of second-year Head Coach Mike Nolan, the 49ers continued to build a framework for success – that included utilizing young talent sprinkled with enough veteran leadership to mentor and keep the group heading in the right direction. After a 4–12 campaign in 2005, the 49ers significantly increased their win total to seven and closed the year with two, morale-boosting road wins in Seattle and Denver to finish 7–9. The organization picked up some key free agents prior to the start of the 2006 season, including All-Pro and future Hall of Fame G Larry Allen, speedy playmaker CB Walt Harris and 13-year NFL veteran and proven Super Bowl winner QB Trent Dilfer. Their acquisitions paid immediate dividends. Allen and Harris joined second-year RB Frank Gore at the Pro Bowl to mark the 25th time in club history the team has been represented, and Dilfer served as a sturdy mentor to second-year starting QB Alex Smith.

The 49ers also added talent through the draft, picking up nine immediate contributors. Eight of the nine draft picks (TE Vernon Davis, LB Manny Lawson, WR Brandon Williams, RB Michael Robinson, DE/LB

Parys Haralson, TE Delanie Walker, S Marcus Hudson and DE Melvin Oliver) saw action during the season while three (Davis, Lawson and Oliver) were starters.

Offensively, the 49ers grew by leaps and bounds, largely in part to the schemes and game plans run by new Offensive Coordinator Norv Turner. QB Alex Smith began to flourish under Turner's guidance and became the first-ever 49ers quarterback to take every snap for the entire regular season while showing dramatic improvement in year two. He set career highs in every offensive category and led the 49ers to a fourth-quarter comeback win (24–14) in Seattle in his first career primetime game. C Eric Heitmann held strong under center, serving as the line's vocal and emotional leader and Bobb McKittrick Award winner. Leading the offensive production was RB Frank Gore, who plowed behind the line and new free agent FB Moran Norris en route to setting a franchise-record 1,695 rushing yards, tops in the NFC, and another record 2,180 combined yards. His 212-yard performance against Seattle was the highest single-game rushing total in 49ers history and was one of nine 100-yard rushing performances on the season. Gore was voted the team's co-MVP/Bill Walsh Award winner and Ed Block Courage Award recipient. Also chipping in was rookie TE Vernon Davis, who scored on his first NFL touch, a 31-yard touchdown catch in the season opener at Arizona.

The defensive unit overcame some early struggles and improved significantly during the second half of the season. LB Brandon Moore led the unit in tackles (114) and sacks (6.5) in his first year as a full-time starter. Consummate veterans LB Derek Smith (93 tackles), DT Marques Douglas (75 tackles, three sacks) and seven-time Len Eshmont Award winner DE Bryant Young (60 tackles, 5.5 sacks) led the group up front while CB Walt Harris and S Keith Lewis (72 tackles, two interceptions, one sack) proved to be new, impact presences in the secondary. Harris finished with one sack and a career-high eight interceptions including a 28-yard touchdown return at Denver. Rookie LB Manny Lawson wrapped his inaugural campaign with 65 tackles, 2.5 sacks, one interception and a blocked punt while rookie DE Melvin Oliver had 50 stops, one sack and a 12-yard fumble return for a touchdown. On special teams, K Joe Nedney amassed 116 points, the second-highest total of his career and eighth most in team history. Nedney was also successful on three onside kicks. RB Maurice Hicks continued to play a key role in the special teams effort. He led the unit with 20 tackles, one fumble recovery and also returned 57 kickoffs for a franchise record 1,428 yards, third best in the NFC. Also making a difference on the special teams unit was rookie RB Michael Robinson, who finished with 16 stops and a 33-yard return for a first down on a fake punt at Seattle.

## 2007

Head coach Mike Nolan and his team entered the 2007 season believing that anything less than the playoffs would be a disappointment. Unfortunately, the team fell far short of that mark with an overall 5–11 record as four different quarterbacks took the helm of the 49ers offense. 49ers fans did experience some highlights in 2007, including another 1,000-yard rushing season for RB Frank Gore and a stellar season by LB Patrick Willis. The 49ers top pick out of

Ole Miss won Defensive Rookie of the Year and Pro Bowl honors. Willis was also the only NFL rookie to be named All-Pro in 2007, becoming the first 49ers defensive rookie to earn the honor since CB Ronnie Lott in 1981. His 226 tackles was an unofficial NFL record and Willis earned numerous additional accolades. P Andy Lee joined Willis at the Pro Bowl as he put together one of the greatest punting seasons in NFL history. Lee set an NFL record for punts downed inside the 20-yard line with 42, while ranking second in gross punting average (47.3) and net punting average (41.0) behind Oakland's P Shane Lechler.

The 49ers went 2-1 in primetime games in 2007, winning the season opener on Monday Night Football against the Arizona Cardinals and defeating the Cincinnati Bengals on a Saturday night game in December. QB Alex Smith started the season with a 2-1 record before experiencing a shoulder injury in the fourth game of the season against Seattle. He eventually was placed on Injured Reserve in December and underwent surgery. QB Trent Dilfer stepped in for Smith and led the team with 1,166 passing yards on 113-of-219 passing. Dilfer eventually would suffer a concussion vs. Minnesota (12-9), and QB Shaun Hill replaced the veteran in Week 13 of the season. Hill was sharp during his three games of action, completing 54-of-79 passes for 501 yards with five touchdowns and one interception. However, Hill would also succumb to injury, being sidelined with a back injury for the season finale. QB Chris Weinke saw action in the final game of the season.

Despite inconsistency on offense, the 49ers special teams unit was among the league's most elite in 2007. K Joe Nedney connected on 17-of-19 field goal attempts, while Lee booted 49 punts of 50 or more yards (16 more than any other punter). At the conclusion of the season, one of the all-time great 49ers, DT Bryant Young, retired from the NFL after 14 seasons with San Francisco. Young led the 49ers with 6.5 sacks and finished with 89.5 sacks for his career, which is third on the 49ers all-time sack list behind Cedrick Hardman and Tommy Hart. He earned his eighth Len Eshmont Award, given to the player who best exemplifies the inspirational and courageous play of Len Eshmont.

## 2008

The San Francisco 49ers entered the 2008 season following a simple mantra, 'One game at a time.' Throughout the year, 49ers players and coaches experienced several transitions and tribulations, but did not allow their minds to linger in the past, nor venture too far into the future. The focused approach proved effective as the team won five of its final seven games to close out the season.

After a promising 2-1 start to the year, San Francisco dropped four straight contests before making a change at head coach. In his fourth season at the helm of the 49ers, Mike Nolan was replaced by assistant head coach/linebackers coach Mike Singletary. Upon accepting the position, Singletary said the foundation was in place to take the team to the 'next level.' The response by his players and staff proved positive as the 49ers finished with a 5-4 record under Singletary's direction. Immediately following the conclusion of the season finale against Washington, team President Jed York announced to onlooking players and coaches in the locker room that Singletary would remain the 49ers head coach

moving forward. The quarterback position was one of the first areas that Singletary addressed when taking over midway through the 2008 season. QB J.T. O'Sullivan started the first eight games of the year and showed an ability to make big plays, but costly turnovers proved to be problematic for the signal caller. O'Sullivan was replaced at the end of the first half of Singletary's first game as head coach against Seattle. Singletary later announced QB Shaun Hill would take over the starting role for the remainder of the season. The move appeared to be the right one as Hill went on to post a 5-3 record and a 87.5 overall passer rating. While Hill made his season debut midway through the year, RB Frank Gore was once again the centerpiece of the 49ers offense.

Despite missing two games with an ankle injury, Gore became the first 49ers player to rush for over 1,000 yards in three consecutive seasons, finishing the year with 1,036 rushing yards and 1,409 total yards from scrimmage. WR Isaac Bruce, who earned the team's coveted Len Eshmont Award in his first season in a 49ers uniform after spending 14 years with the Rams, recorded team-highs in receptions (61), receiving yards (835) and touchdown catches (7). TE Vernon Davis, who was named as an alternate for the Pro Bowl, finished the season ranked fourth on the team in receptions (31) and receiving yards (358).

On defense, Singletary consulted with defensive coordinator Greg Manusky and transitioned the unit into a more simplified, yet productive 3-4 alignment midway through the season. Over the final nine games of the year, the 49ers improved from 23rd in total defense to finish 13th (326.0) in the NFL. LB Patrick Willis earned his second consecutive Pro Bowl nod after totaling a team-high 185 tackles, while LB Takeo Spikes ranked second on the team with 122 tackles to go along with three interceptions in his first year with San Francisco. LB Parys Haralson had a breakout season with eight sacks, the most by a 49ers linebacker since Kevin Greene posted 10.5 in 1997. The 49ers defensive line got a boost with the offseason signing of DE Justin Smith, who ranked second on the team with seven sacks and fourth on the squad with 104 tackles.

As one of the most experienced units in the NFL, the 49ers secondary finished the season strong, allowing an average of 177.4 passing yards per game over the final five contests, which ranked third among NFL teams during that time span.

For the second year in a row, the 49ers special teams unit ranked among the best in the NFL. Led by special teams coordinator Al Everest, P Andy Lee, KR/PR Allen Rossum and RB Michael Robinson were all named alternates for the Pro Bowl. Lee finished the season ranked third in the NFL with a career-high and team-record 47.8 gross average.

## 2009

The 49ers took a step forward in 2009, recording their best finish since 2002 with an 8-8 record in head coach Mike Singletary's first full season, which included a 5-1 record against the NFC West. The 49ers opened the season with a bang against the defending NFC Champion Arizona Cardinals. LB Patrick Willis, who was named to his 3rd consecutive Pro Bowl as a starter at year's end, recorded the first of his career-high 3 INTs on the year to propel his team to a 20-16 road victory. RB Frank Gore also

played a large role in the win, scoring the go-ahead TD in the 4th qtr. as part of a 2-score performance. On the season, he went on to set personal bests with 10 rushing TDs and 13 total TDs, while becoming the only 49er ever to post four 1,000-yd. rushing seasons, despite missing two games to an ankle injury. Gore repeated his 2-TD performance the following week in a 23-10 victory at home against Seattle, running for scores of 79 and 80 yds. to join RB Barry Sanders as the only players in NFL history to register 2 TD runs of 75+ yds. in a single game.

With the momentum of a spotless division record, San Fran traveled to Minnesota for what would be an action-packed matchup. In a game where an ankle injury felled Gore on his first attempt, TE Vernon Davis rose to the occasion and recorded 2 TDs, one of which gave the 49ers a 4-point lead in the 4th qtr., which they held until Minnesota's last drive. Vikings QB Brett Favre milked every last second as he fired a 32-yd. TD pass with 2 seconds remaining, stabbing the hearts of 49ers fans. The 49ers bounced back the next week against St. Louis, defeating the Rams 35-0 to mark the first shutout by the team since 2002.

Following a crushing 45-10 loss to Atlanta at Candlestick Park, San Fran added another weapon to its arsenal as rookie WR Michael Crabtree joined the team over the bye weekend after missing the first 5 games of the season because of a contract impasse. Crabtree hit the ground running and went on to lead all NFL rookies with a 56.8 yds./game avg. over the final 11 contests. In his debut at Houston, the rookie dazzled the crowd with some acrobatic catches, but the show would eventually turn to two 49er veterans. After falling behind 21 points at halftime, Singletary made a change at quarterback, inserting Alex Smith into the lineup for Shaun Hill. Smith, who hadn't seen any action in nearly two years, responded by throwing a career-high 3 TDs in the final 2 qtrs., all of which were caught by Davis. Following the Texans game, Smith would go on to start the remainder of the season and register career-highs in passing TDs (18), completion pct. (60.5) and quarterback rating (81.5), while Davis proceeded to put up historic numbers on his way to being named a starter in his first Pro Bowl. The talented tight end finished the year with 965 yds. and tied the NFL single-season record for TD receptions (13) by a tight end. The next week at Indianapolis, the team lost starting LT Joe Staley on the first offensive play to a knee injury.

Behind the crafty play-calling of defensive coordinator Greg Manusky, the 49ers became the only team to hold NFL MVP QB Peyton Manning without a TD on the season. Despite the unit's valiant effort, the 49ers fell 18-14. A 34-27 loss to the Titans at home inspired the squad for a prime-time, Thursday Night Football showdown against Chicago. In what was a microcosm of the defense's season, the unit recorded 5 INTs, including SS Michael Lewis' victory-sealing pick in the end zone. After digging themselves a 23-3 hole at Green Bay, San Fran valiantly battled back in the final 2 qtrs., only to come up short by less than a TD in the 30-24 defeat.

The defense exacted revenge at home against Jacksonville the following week, allowing just 3 points as Davis and Gore each scored in the 20-9 victory. Despite a career-high 310 yds. passing from Smith, the 49ers lost in Seattle, 20-17, before returning home for a prime time, MNF rematch against

Arizona. A statement game for the defense, the 49ers forced 7 turnovers (5 FRs, 2 INTs), including a franchise record 7 FFs, as the 24–9 win sealed the season sweep of the Cardinals. The Niners penchant for forcing turnovers allowed them to post the NFL's 5th-best turnover ratio in 2009 (33 takeaways; 24 giveaways). In the blizzard-beaten city of Philadelphia the following Sunday, the Niners struggled with turnovers in a 27–13 loss to the Eagles. Facing Detroit a week later, TDs from Davis and Gore led the way as the 49ers outgunned the Lions 20–6.

San Fran would move toward its final game in St. Louis with a chance to secure its first non-losing season since 2002. Overcoming a slow 1st half, Alex Smith and Co. put up 28 points in the final half, including a 73-yd. TD catch by Davis to register his record-tying total. Gore capped off the day with 2 TDs and his 5th 100-yd. performance of the year, giving him 20 such career games and tying him with Joe Perry for the franchise record.

## 2010

The San Francisco 49ers entered the 2010 season with high hopes, having finished the previous season with their best record since 2002 and having five players named to the Pro Bowl. The 49ers dug themselves an insurmountable deficit with a 0–5 start that they ultimately could not overcome. San Francisco finished the year with a 6–10 record and a third place finish in the NFC West. The 49ers opened the season on the road against the Seattle Seahawks. With the arrival of former USC head coach Pete Carroll, the 49ers were not completely certain about what to expect and were stunned by a 31–6 loss.

The Niners opened their home slate on Monday Night Football against the Super Bowl Champion New Orleans Saints to Candlestick Park. RB Frank Gore rushed for 112 yds., and 1 TD on the ground and 1 through the air. 49ers QB Alex Smith passed for 275 yards, but his heroics were not enough as New Orleans posted a late FG giving the Saints a 25–22 victory. A dismal offensive performance in a 31–10 loss in Kansas City influenced head coach Mike Singletary to let offensive coordinator Jimmy Raye go and promote QBs coach Mike Johnson to the role of play-caller. In week 4 the Niners traveled to Atlanta. The 49ers started fast but their inability to finish, however, ultimately cost them a win as the Falcons edged them, 16–14.

San Francisco returned home for its 2nd prime-time matchup in as many home games. NBC's Sunday Night Football pitted them against the Philadelphia Eagles. Again, San Francisco showed up under the brightest of lights, posting 309 yds. through the air including 3 TDs, but a late game INT gave the 49ers their 5th straight loss of the season, 27–24. The 49ers added some rays of hope against the visiting Oakland Raiders. Gore accounted for 149 yds.

rushing, leading the 49ers offense to 349 yds. of total offense and earning the Niners their first win of the season, 17–9.

The 49ers next test would be at Carolina. The Niners failed to capitalize on a late-game lead and allowed the Panthers to mount a 20–23 comeback victory on a game-winning FG as time expired. Starting QB Alex Smith suffered an injured shoulder during the 4th qtr. At 1–6, the team boarded a plane and traveled to London for a week-long road trip to square off with the Denver Broncos in the 2010 International Series game. With QB Troy Smith at the helm due to the injury to Alex Smith a week earlier, the "home team" defeated Denver, 24–16. After the bye week, the 49ers returned home to defeat division foe St. Louis 23–20 in OT, behind the big-play arm of Troy Smith and the Frank Gore run game.

The ensuing 21–0 shutout by Tampa Bay at Candlestick, the first home shutout since 1977, inspired the squad for a prime-time, MNF showdown at Arizona. The defense held the Cardinals to just 13 yds. rushing and forced 2 turnovers. Unfortunately, perennial Pro Bowl RB Frank Gore suffered a fractured hip during the contest ending his season. After a forgettable 34–16 loss to Green Bay at Lambeau Field, San Fran erupted for a season-high 40 points against the visiting Seahawks. Mike Singletary had handed the started QB role back to Alex Smith after the GB loss, and he went on to throw for 255 yds. and 3 TDs in the 40–21 win. Despite the momentum the Niners seemed to gain they lost, 34–7, at San Diego in a Thursday night matchup.

Despite a 5–9 record, San Francisco was still in NFC West hunt. Looking for a spark Singletary once again switched QBs, this time to Troy Smith. The spark that was expected never came to be and the 49ers suffered a devastating, 25–17, loss at St. Louis. With the division title and all playoff hopes out of reach, team President and CEO Jed York relieved head coach Mike Singletary of his duties that evening. Defensive line coach Jim Tomsula was later promoted to interim head coach for the final week of the season. The 49ers battled to finish the season with a favorable taste in their mouths vs. Arizona. RB Brian Westbrook notched 2 TDs while Alex Smith threw for 276 yds., 2 TDs and a QB rtg. of 107.8, in a 38–7 win.

## 2011

The San Francisco 49ers 2011 season began with great hope surrounded by as much, if not more, uncertainty, due in large to the arrival of head coach Jim Harbaugh and the lack of an offseason for the new coaching staff to gel with its players. By season's end, Harbaugh had led his team to a 14–4 record, a NFC West Division Title and a berth in the NFC Championship Game.

Although the 49ers became a blue collar unit fo-

cused solely on wins, individual honors were plentiful for the team in 2011. Harbaugh was named AP Coach of the Year at season's end and the team boasted a league-high five First Team AP All-Pro – DT Justin Smith, LB Patrick Willis, LB NaVorro Bowman, K David Akers and P Andy Lee (LT Joe Staley and CB Carlos Rogers were named to the Second Team). San Francisco also posted a NFL-high nine Pro Bowl selections – Smith, Willis, Akers, Lee, Rogers, Staley, S Dashon Goldson, RB Frank Gore, and LS Brian Jennings.

Led by Willis and Smith, both finalists for Defensive Player of the Year, the 49ers defense possessed the most dominant front seven in the game, a unit that produced 40 of the team's 42 sacks and a Defensive Rookie of the Year finalist, LB Aldon Smith, who set the franchise's rookie sack record (14). The unit began the year without allowing a rushing TD in its first 14 games, a feat never before achieved in league history. The defense's NFL-high 38 takeaways allowed the 49ers to lead the league with a team-record turnover differential (plus-28). By the end of the year, the defense ranked 1st in the NFL against the run, 2nd in points allowed, and 4th in total defense.

The San Francisco offense played a physical brand that controlled the tempo of games, rarely made mistakes and made plays when it was ultimately needed. Six times in 2011, QB Alex Smith, RB Frank Gore and the Niners offense mounted come-from-behind wins. The offense tied NFL single-season records for fewest turnovers (10) and interceptions (5). Gore became the franchise's all-time leading rusher surpassing Joe "The Jet" Perry. Smith put together his finest year as a pro, finishing the season with a 90.7 QB rating, a 61.4 completion percentage and the NFL's lowest interception percentage (1.1). The quarterback also tied the franchise record with four, 4th quarter come-from-behind wins on the road (QB Joe Montana – 4 in 1989).

Special teams lived up to its name for the 49ers in 2011, as the unit finished the season ranked atop the NFL. The team featured two record-setting specialists in Akers and Lee. Akers set the NFL record for most field goals made (44) and most points in single-season, no touchdowns (166), while Lee registered a 44.0 net punt average, also setting a new NFL record. KR Ted Ginn Jr. became the first player in franchise history to record a punt return for a touchdown and a kickoff return for a touchdown in the same game in the season opener versus Seattle.

Inside the friendly confines of Candlestick Park, San Francisco posted a 7–1 record. The Niners never trailed by more than 3 points at home all season and averaged 27.6 points per game, ranking 6th in the NFL. The 49ers also boasted a 6–2 record away from home. The 6 wins on the road were the most by the team since 1996 (6–2).

In the 49ers first postseason game since 2002, they defeated the New Orleans Saints, 36–32. TE Vernon Davis shined as he registered 7 receptions for 180 yards and 2 touchdowns, including the game-winning 14 yarder from Alex Smith with :09 remaining.

A magical season came to an end in the NFC Championship game, as the 49ers fell to the eventual Super Bowl Champion New York Giants in overtime, 17–20.

## 2012

Carrying the heavy expectations from a trip to the NFC Championship in 2011, the 2012 San Francisco 49ers took a step further and won the NFC for the first time since the 1994 season. Head coach Jim Harbaugh led his team to a 11–4–1 regular season record, a second straight NFC West Title, and the sixth Super Bowl appearance in franchise history.

For the second consecutive season, accolades accompanied team achievement. The 49ers led the NFL with six First–Team AP All–Pro selections – LB Patrick Willis, LB NaVorro Bowman, LB Aldon Smith, G Mike Iupati, S Dashon Goldson, P Andy Lee and three Second–Teamers DT Justin Smith, LB Ahmad Brooks and T Joe Staley. In addition to the All–Pros, the 49ers also had nine players selected to the NFC Pro Bowl team – Bowman, Goldson, RB Frank Gore, Iupati, Aldon Smith, Justin Smith, Staley, S Donte Whitner and Willis. The Niners offensive line was also awarded the 2012 Madden Most Valuable Pro–tectors Award, which recognizes the best offensive line in the National Football League.

The 49ers defense picked up where they left off in 2011, dominant. The unit, which returned 10 of 11 starters from 2011, finished 2nd in the NFL in total points allowed (17.1 pts. per game) and 3rd in total defense (294.4 yds. per game). Aldon Smith broke Hall of Fame DE Fred Dean's franchise sack record (17.5 in 1983), with 19.5. That mark was 2nd in the NFL in 2012 and t–10th in NFL history. A stone–wall rush defense held opponents to an average of just 94.2 yds. per game, which ranked 4th in the NFL and a pass defense that allowed 200.2 yds. per game that also ranked 4th. The defensive unit was one of two teams in the NFL to rank in the top five in all four categories (Denver).

A dynamic and physical rushing attack complemented the Niners defense in 2012. Gore surpassed RB Roger Craig and RB Joe Perry's franchise record of 50 career rushing TDs by punching in his 51st TD vs. Arz. (12/30). Entering the starting lineup in Week 11 due to an injured QB Alex Smith, QB Colin Kaepernick left opposing defenses in a daze with his versatility. In the Divisional Round of the playoffs vs. GB (1/12/13), Kaepernick set the NFL single–game rushing record by a quarterback with 181 yds. rushing and 2 TDs on 16 carries, as well as completing 17 of 31 atts. for 263 yds., and 2 TDs. Big plays

from Kaepernick not only came on the ground, but through the air as he completed 21, 25+ yds. completions, which was good for 2nd in the NFL since taking over the starting job.

Special teams started the season off with K David Akers tying a NFL record long FG when he nailed a 63–yd. kick at GB (9/9). Andy Lee sat atop the NFL with a 43.2 net punting average and landed 36 punts inside the 20–yd. line, 3rd most in the NFL in 2012 and the second highest single season total of his career.

The 49ers were 6–1–1 at Candlestick Park this season, with the defense allowing just 9 TDs, the best in the NFL.

In addition to Kaepernick's record–breaking performance in the 49ers 45–31 Divisional Round victory vs. the Packers, San Francisco also became the first team in NFL history to ever have two, 100–yd. rushers [QB Colin Kaepernick (181 yds. rushing), RB Frank Gore (119 yds. rushing)] and one, 100–yd. receiver [WR Michael Crabtree (119 yds. receiving)] in a playoff game. The following week, the Atlanta Falcons jumped out to a 17–0 lead in the NFC Championship Game at the Georgia Dome and Kaepernick led the charge by hitting 16 of 21 passes for 233 yds. and 1 TD with a QB rating of 127.7 as the 49ers came back to win 28–24. It was the 2nd largest deficit overcome to win a conference championship in NFL history.

The curtains closed on the biggest stage for the 2012 49ers as they fell to the Baltimore Ravens 34–31 in Super Bowl XLVII. The 49ers became the first team in Super Bowl history to have a 300–yd. passer, a 100–yd. rusher and two, 100–yd. receivers in a single game. Kaepernick threw for 302 yds., RB Frank Gore added 110 yds. rushing, WR Michael Crabtree tallied 109 rec. yds. and TE Vernon Davis recorded 104 rec. yds.

## 2013

Following a trip to Super Bowl XLVII in 2012, the San Francisco 49ers battled through adversity and high expectations to reach the NFC Championship Game for the third year in a row. Head coach Jim Harbaugh led his team to a 12–4 regular season record as the team closed out historic Candlestick Park and moves to its new home in 2014, Levi's® Stadium.

Possessing a deep, talented roster, the 49ers had nine players selected to the 2014 Pro Bowl, the second most in the NFL – LB NaVorro Bowman, LB Ahmad Brooks, TE Vernon Davis, RB Frank Gore, G Mike Iupati, S Eric Reid, DT Justin Smith, T Joe Staley and LB Patrick Willis. San Francisco also had one First–Team AP All–Pro selection – Bowman, and four Second–Teamers – Brooks, V. Davis, J. Smith and Staley.

The 49ers defense continued its dominance under defensive coordinator Vic Fangio. The unit finished 3rd in the NFL in scoring defense (17.0 pts.

per game), 4th in rushing defense (95.9 yds. per game), 5th in total defense (316.9 yds. per game) and 7th in passing defense (221 yds. per game). They were also the only team to not allow a 100–yd. rusher during the regular season.

In 2013, the Niners featured a balanced offensive attack. Frank Gore rushed for 1,128 yds. and 9 TDs, which ranked t–6th in the NFL, and WR Anquan Boldin registered team–highs in receipts. (85) and rec. yds. (1,179). It marked the first time since 2003 that the 49ers have had a 3,000–yd. passer, 1,000–yd. rusher and 1,000–yd. receiver in the same season. QB Colin Kaepernick passed for 3,197 yds., the most for a 49ers QB since 2002 (Jeff Garcia – 3,344). He also rushed for 524 yds. during the regular season, which is the 2nd highest single–season rushing total by a quarterback in franchise history (Steve Young, 1992 – 537). During the postseason, Kaepernick rushed for 98 yds. at GB (1/5/14 – NFC–WC) and 130 yds. at Sea. (1/19/14 – NFC–C). He now owns three of the top five rushing performances by a QB in NFL postseason history.

The 49ers special teams unit was spectacular all season long. Veteran K Phil Dawson made 32 of 36 FG atts., including a franchise–record 27 in a row, en route to recording the 2nd–most made FGs in franchise history. He made two game–winning FGs [vs. Sea. (12/8) and at Arz. (12/29)] and was named NFC Special Teams Player of the Week in Weeks 14 and 17 for both performances. Andy Lee finished the season with the 3rd–highest gross avg. (48.2 yds.) and 4th–highest net avg. (41.7 yds.) in the NFL.

San Francisco took part in the NFL International Series, defeating the Jacksonville Jaguars, 42–10, at Wembley Stadium in London. With the win, the 49ers became the second team to win multiple games at Wembley Stadium (New England).

The 49ers hosted the final regular season game at Candlestick Park against the Atlanta Falcons on Dec. 23. The game marked the 350th played by the 49ers in their longtime home, "It's an iconic venue," said Harbaugh when asked to sum up his feelings before the farewell game. "It'd be an honor to be on that sideline for the last game at Candlestick, and we want to win it." The 49ers would go on to win the game, 34–24, in epic fashion. In the 4th quarter, after closing the gap to 3 points and recovering a crucial onside kick, the Falcons seemed poised to score a go–ahead touchdown and threaten the festivities of the final game at Candlestick. However, The 'Stick had one last moment left when CB Tramaine Brock broke up a Matt Ryan pass and NaVorro Bowman made the interception and returned it 89–yds. for the score, sealing the legacy of the historic venue and sending the 49ers into the playoffs.

The season came to an end after dropping a back–and–forth contest with the division–rival Seattle Seahawks, 23–17, in the NFC Championship Game at CenturyLink Field. Jim Harbaugh became the first head coach in NFL history to lead his team to a conference title game in each of his first three seasons.



# SAN FRANCISCO'S ALL-TIME PRESIDENTS & PERSONNEL DIRECTORS

## Years

1946	Anthony J. Morabito (Owner)
1947	Allen E. Sorrell
1948	Allen E. Sorrell
1949–50	Anthony J. Morabito (Owner)
1951–66	Anthony J. Morabito (Owner)
1967–72	Louis G. Spadia
1972	Louis G. Spadia
1973–76	Louis G. Spadia
1977–78	Edward J. DeBartolo, Jr.
1979–82	Edward J. DeBartolo, Jr.
1983	Bill Walsh (President & Head Coach)
1984–87	Bill Walsh (President & Head Coach)
1988–89	Edward J. DeBartolo, Jr.
1990	Edward J. DeBartolo Jr.
1991–94	Carmen Policy
1995–97	Carmen Policy
1998	Carmen Policy (President & CEO)
1999–2000	Denise DeBartolo–York (Owner)
2001–03	Peter Harris (President & CEO)
2004	John York (Owner)
2005–07	John York (Owner)
2008	John York (Owner)
2009	Jed York (President)
2010	Jed York (President & CEO)
2011	Jed York (President & CEO)
2012–13	Jed York (CEO), Gideon Yu (President)
2014	Jed York (CEO), Paraag Marathe (President)

## Team President

Anthony J. Morabito (Owner)
Allen E. Sorrell
Allen E. Sorrell
Anthony J. Morabito (Owner)
Anthony J. Morabito (Owner)
Louis G. Spadia
Louis G. Spadia
Louis G. Spadia
Edward J. DeBartolo, Jr.
Edward J. DeBartolo, Jr.
Bill Walsh (President & Head Coach)
Bill Walsh (President & Head Coach)
Edward J. DeBartolo, Jr.
Edward J. DeBartolo Jr.
Carmen Policy
Carmen Policy
Carmen Policy (President & CEO)
Denise DeBartolo–York (Owner)
Peter Harris (President & CEO)
John York (Owner)
John York (Owner)
John York (Owner)
Jed York (President)
Jed York (President & CEO)
Jed York (President & CEO)
Jed York (CEO), Gideon Yu (President)
Jed York (CEO), Paraag Marathe (President)

## General Managers

John R.Blackinger (General Manager)
John R.Blackinger (General Manager)
Louis G. Spadia (Business Manager)
Louis G. Spadia (Business Manager)
Louis G. Spadia (General Manager)
Jack White (General Manager)
Jack White (Vice President for Personnel)
Louis G. Spadia (President & General Manager)
Joe Thomas (Vice President & General Manager)
Bill Walsh (Head Coach & General Manager)
John McVay (General Manager)
John McVay (Vice President/General Manager)
John McVay (Vice President/General Manager)
John McVay (Vice President of Football Administration)
John McVay (Vice President of Football Administration)
Dwight Clark (Vice President/Director of Football Operations)
Dwight Clark (Executive Vice President/Director of Football Operations)
Bill Walsh (Vice President/General Manager)
Terry Donahue (General Manager)
Terry Donahue (Vice President/General Manager)
Scot McCloughan (Vice President of Player Personnel)
Scot McCloughan (General Manager)
Scot McCloughan (General Manager)
Trent Baalke (Vice President of Player Personnel)
Trent Baalke (General Manager)
Trent Baalke (General Manager)
Trent Baalke (General Manager)

# 49ERS AAFC DRAFT (1946-49)

## 1947 (Dec. 20-21, 1946)

- 1a. Glenn Davis, HB, Army (2)
- 1b. Clyde LeForce, WB, Tulsa (6)
2. Bob Wiese, HB, Michigan (14)
3. Paul Duke, C, Georgia Tech (22)
4. Don Samuel, HB, Oregon State (30)
5. Alf Satterfield, T, Vanderbilt (38)
6. John Zilly, E, Notre Dame (46)
7. Gene (Red) Knight, HB, Louisiana State (54)
8. Charlie Malmberg, T, Rice (62)
9. Bob Leonetti, G, Wake Forest (70)
10. Frank Broyles, QB, Georgia Tech (78)
11. Jim Tyree, E, Oklahoma (86)
12. Ed Robnett, FB, Texas Tech (94)
13. Walter Slater, HB, Tennessee (102)
14. Earl Wheeler, C, Arkansas (110)
15. Les Proctor, G, Texas (118)
16. Al DeRogatis, T, Duke (126)
17. Earl Tullos, T, Louisiana State (132)
18. Bryant Meeks, C, South Carolina (138)
19. Ed Royston, G, Wake Forest (144)
20. Max Bumgardner, E, Texas (150)

## 1948 (Dec. 16, 1947)

1. Joe Scott, HB, San Francisco (5)
3. Jim Cason, HB, Louisiana State (15)
4. Walt McCormick, C, Southern California (23)
6. Fred Land, T, Louisiana State (32)
7. Phil O'Reilly, T, Purdue (38)
9. Bill Luongo, FB, Pennsylvania (50)
11. Bob Steckroth, E, William & Mary (62)
12. Gene Malinowski, T, Detroit (70)
13. Len Modzelski, T, Scranton (78)
14. Les Rideout, T, Bowling Green (86)
15. Larry Olsonoski, T, Purdue (94)
16. Wally Matulich, HB, Mississippi State (102)
17. Bob Ravensberg, HB, Indiana (110)
18. Bill Pritula, T, Michigan (118)
19. Art Fitzgerald, HB, Yale (126)
20. Pete Barbolak, T, Purdue (134)
21. Dick Loepfe, T, Wisconsin (142)
22. Bob Heck, E, Purdue (150)
23. Floyd Lanhorne, G, Texas Tech (158)
24. Goble Bryant, T, Army (166)
25. Bill Talarico, FB, Pennsylvania (174)
26. Everett Marshall, T, Pennsylvania (182)
27. Perry Moss, HB, Illinois (190)
28. Bill Bell, QB, Muhlenberg (198)
29. Herb Siegert, G, Illinois (206)
30. Frank Williams, FB, Utah State (214)

## 1949 (July 8, 1948) (Secret Draft)

1. Ernie Stautner, T, Boston College
2. Jim Winkler, T, Texas A&M

## 1949 (Dec. 21, 1948) (Drafted Alternately 9-10)

1. Chester Fritz, T, Missouri (7)
3. Frank Lovuolo, E, St. Bonaventure (20)
4. Mike De Noia, QB, Scranton (28)
5. George Brodnax, E, Georgia Tech (36)
6. John Hamberger, T, Southern Methodist (44)
7. Dan Stiegman, C, North Carolina (52)
8. Bernie Reid, G, Georgia (60)
9. Fred Wendt, HB, Texas—El Paso (68)
10. Dick Flowers, T, Alabama (76)
11. Bob Lund, HB, Tennessee (84)
12. Jon Baker, G, California (92)
13. Jim Rinehart, QB, Arkansas (100)
14. Don Garlin, HB, Southern California (108)
15. Pete Wismann, C, State Louis (116)
16. Homer Hobbs, G, Georgia (124)
25. Paul Schultz, HB, Miami (OH) (171)
26. Jack Kelly, T, Louisiana Tech (176)
27. Jasper Flanakin, E, Baylor (181)
28. Rudy Smith, T, Louisiana Tech (186)
29. Gordon Long, HB, Arkansas (191)

# 49ERS ALL-TIME DRAFT

## 1950 (January 21-22) (Drafted Alternately 9-10)

1. Leo Nomellini, T, Minnesota (11)
2. Don Campora, T, Pacific (23)
3. Ray Collins, T, Louisiana State (37)
4. Morris Bailey, E, Texas Christian (49)
5. Harry Kane, C, Pacific (63)
6. Don Van Pool, E, Oklahoma (75)
7. Lindy Berry, HB, Texas Christian (89)
8. Ellery Williams, E, Santa Clara (101)
9. Pete Zinach, HB, West Virginia (115)
10. Bob Celeri, QB, California (127)
11. Harley Dow, T, San Jose State (141)
12. Don Burke, FB, Southern California (153)
13. Lou Ceconi, HB, Pittsburgh (167)
14. Tom Payne, E, Santa Clara (179)
15. Leo Crampsey, E, St. Bonaventure (193)
16. Charley Shaw, G, Oklahoma A&M (205)
17. Cliff Van Meter, HB, Tulane (219)
18. Ralph Genito, HB, Kentucky (231)
19. Forrest Klein, G, California (245)
20. Jack Nix, E, Southern California (257)
21. Guerin Alker, C, Loyola (271)
- \*22. Billy Wilson, E, San Jose State (283)
23. Jim Williams, E, Rice (297)
24. Bill Wyman, T, Rice (309)
25. Bob Dunn, G, Dayton (323)
26. Jim Powers, QB, Southern California (335)
27. Ken Johnson, G, Pacific (349)
28. Charley Hall, HB, Arizona (361)
29. Bob Whelan, HB, Boston (375)
30. Bob Stillwell, E, Southern California (387)

## 1951 (January 18-19, 1951) (Drafted Alternately 2-3)

1. Y.A. Tittle, QB, Louisiana State (3)
2. Pete Schabarum, HB, California (17)
3. Bill Mixon, HB, Georgia (28)
4. Choice to Cleveland
- 5a. Dick Steere, T, Drake (53)
- 5b. Al Carapella, T, Miami (FL) (54)  
(Choice from Chicago Cardinals)
6. Bishop Strickland, HB, South Carolina (64)
7. Dick Forbes, E, St. Ambrose (75)
8. Joe Arenas, HB, Omaha (89)
9. Bruce Van Alstyne, E, Stanford (100)
10. Nick Feher, G, Georgia (112)
11. Bill Jessup, E, Southern California (126)
12. Jim Monachino, HB, California (137)
13. Dick Harvin, E, Georgia Tech (148)
14. Rex Berry, HB, Brigham Young (162)
15. Dave Sparks, G, South Carolina (173)
16. Bob White, HB, Stanford (184)
17. Art Michalik, G, St. Ambrose (198)
18. Jim Murphy, T, Xavier (209)
19. John Phillips, HB, Southern Mississippi (220)
20. Al Tate, T, Illinois (234)
21. Hardy Brown, FB, Tulsa (245)
22. Dwight Winslow, FB, Boise J.C. (256)
23. Wally Brunswald, HB, Gustavus Adolphus (Sweden) (270)
24. Tom Kingsford, QB, Montana (281)
25. Mike Peterson, E, Denver (292)
26. Keith Carpenter, T, San Jose State (306)
27. Ray Lung, G, Oregon (317)
28. Jack Rohan, HB, Loras College (328)
29. S.P. Garnett, T, Kansas (342)
30. Jerry Faske, HB, Iowa (353)

## 1952 (January 17, 1952) (Drafted Alternately 8-9)

1. Hugh McElhenny, HB, Washington (9)
2. Bob Toneff, T, Notre Dame (22)
- 3a. Gene Shannon, HB, Houston (27)  
(Choice from Chicago Cards)
- 3b. Billy Tidwell, HB, Texas A&M (33)
4. Marion Campbell, T, Georgia (46)
5. Pat O'Donahue, E, Wisconsin (57)
6. Jim Beasley, C, Tulsa (70)
7. Don Robison, HB, California (81)
8. Jerry Smith, T, Wisconsin (94)
9. Glen Christian, HB, Idaho (105)
10. Carl West, FB, Mississippi (118)
11. J.D. Kimmel, T, Houston (129)
12. Fred Snyder, E, Loyola (142)
13. Rudy Yeager, T, Louisiana State (153)
14. Frank Simons, E, Nebraska (166)
15. Haldo Norman, E, Gustavus Adolphus (Sweden) (177)
16. Bob Meyers, HB, Stanford (190)
17. Al Baldock, E, Southern California (201)
18. Bill Carey, E, Michigan State (214)
20. Jess Yates, E, Louisiana State (238)
21. Gene Offield, E, Hardin—Simmons (249)
22. Jim Cozad, T, Santa Clara (262)
23. Bill Glazier, E, Arizona (273)
24. Ralph Kreuger, T, California (286)
25. Henry (Bud) Laughlin, FB, Kansas (297)
26. Dick Kane, G, Cincinnati (310)
27. Waldo Schaff, T, Oklahoma A&M (321)
28. Joe Palumbo, G, Virginia (334)
29. Chuck Mosher, E, Colorado (345)
30. Dick Patrick, C, Oregon (358)

\* - Future Arrival

**1953**

(January 22, 1953)  
(Drafted Alternately 9-8-7)

- 1a. Harry Babcock, E, Georgia (bonus) (1)
- 1b. Tom Stolhandske, E, Texas (10)
2. George Morris, C, Georgia Tech (21)
3. Bob St. Clair, T, San Francisco/Tulsa (32)
4. Ed Fullerton, HB, Maryland (46)
5. Hal Miller, T, Georgia Tech (57)
6. Choice to Chicago Bears
7. Paul Carr, HB, Houston (82)
8. Doug Hogland, T, Oregon State (93)
9. Hal Ledyard, QB, Tennessee—Chattanooga (104)
10. Pete Brown, G, Georgia Tech (118)
11. Al Charlton, HB, Washington State (129)
12. Carson Leach, G, Duke (140)
13. Bill Earley, HB, Washington (154)
14. Tom Fletcher, HB, Arizona State (165)
15. Charley Genthner, T, Texas (176)
16. Fred Durig, E, Bowling Green (190)
17. Hugh Latham, T, San Diego State (201)
18. Stan Wacholz, E, San Jose State (212)
19. King DuClos, T, Texas—El Paso (226)
20. Ray Huizinga, T, Northwestern (237)
21. Ken Bahnsen, HB, North Texas State (248)
22. Laverne Robbins, G, Midwestern State (262)
23. Travis Hunt, T, Alabama (273)
24. Ed Morgan, HB, Tennessee (284)
25. Ernie Stockert, E, UCLA (298)
26. Harley Cooper, HB, Arizona State (309)
27. Ralph McCleod, E, Louisiana State (320)
28. Tom Novikoff, HB, Oregon (334)
29. Don Stillwell, E, Southern California (345)
30. No pick as result of bonus choice

**1954**

(January 28, 1954)  
(Drafted 10th)

1. Bernie Faloney, QB, Maryland (11)
2. Leo Rucka, G, Rice (23)
3. Steve Korcheck, C, George Washington (35)
4. Charlie Boxhold, HB, Maryland (47)
- 5a. Bob Hanfta, G, Kansas (55)  
(Choice from Pittsburgh)
- 5b. Frank Mincevich, G, South Carolina (59)
6. Floyd Sagely, E, Arkansas (71)
7. Sid Youngelman, T, Alabama (83)
8. Choice to Cleveland
9. Ted Connolly, G, Tulsa (107)
10. Choice to Cleveland
11. John Skocko, E, Southern California (131)
12. Hal Easterwood, C, Mississippi State (143)
13. Morgan Williams, G, Texas Christian (155)
14. Sam Williams, HB, California (167)
- 15a. Ed Gossage, T, Georgia Tech (171)  
(Choice from Green Bay)
- 15b. Sam Palumbo, G, Notre Dame (179)
16. Bobby Fiveash, HB, Florida State (191)
17. Carl Kautz, T, Texas Tech (203)
18. Morris Kay, E, Kansas (215)
19. Bob Edmiston, T, Temple (227)
20. Frank DePietro, HB, Georgia (239)
21. Howard Alsup, T, Middle Tennessee State (251)
22. Ralph Reynolds, HB, North Texas State (263)
23. LeRoy Fenstermaker, QB, Rice (275)
24. Jerry Daniels, T, Tennessee Tech (287)
25. John Platt, FB, Elon (299)
26. Pete Bello, C, Pasadena C.C. (311)
27. Gayford Baker, G, Nebraska—Omaha (323)
28. Bob Garbrecht, FB, Rice (335)
29. Ted Dunn, FB, Murray State (347)
30. Don Folks, E, Houston (359)

**1955**

(January 27-28, 1955)  
(Drafted Alternately 8-9)

1. Dick Moegle, HB, Rice (10)
2. Frank Morze, C, Boston College (21)
3. Carroll Hardy, HB, Colorado (34)
4. Matt Hazeltine, C, California (45)
5. Eldred Kraemer, T, Pittsburgh (58)
6. Bobby Luna, HB, Alabama (69)
7. John Dean, QB, Virginia Tech (82)
- \*8. Fred Meyers, QB, Oklahoma State (93)
- \*9. Fred Preziosio, T, Purdue (106)
10. Ron Aschbacher, E, Oregon State (117)
11. Rudy Rotella, E, Nebraska—Omaha (130)
- \*12. Lou Palatella, T, Pittsburgh (141)
13. Richie Gaskell, E, George Washington (154)
14. Nick McKeithan, HB, Duke (165)
15. Burdette Hess, G, Idaho (178)
16. Jim Hall, E, Auburn (189)
17. Bob Newton, G, San Diego State (202)
18. Ron Pheister, C, Oregon (213)
19. John Garzoli, T, California (226)
20. Glen Dyer, QB, Texas (237)
21. George Maderos, E, Chico State (250)
22. Pete Vann, QB, Army (261)
- \*23. Tom Gunnari, E, Washington State (274)
24. Bob Heaston, G, Cal Poly—San Luis Obispo (285)
25. Dewey Wade, E, Kansas State (298)
26. Johnny Kerr, E, Purdue (309)
- \*27. Dick Shockey, QB, Marquette (322)
28. Don Sanders, HB, Stanford (333)
- \*29. Otto Kniedinger, T, Penn State (346)
- \*30. Bob Gongola, QB, Illinois (356)

**1956**

(Nov. 29, 1955/Jan. 19, 1956)  
(Drafted Alternately 1-2)

1. Earl Morrall, QB, Michigan State (2)
2. Bruce Bosley, T, West Virginia (15)
3. Bill Herchman, T, Texas Tech (26)
4. Frank Pajaczkowski, HB, Richmond (40)
5. Choice to Los Angeles
6. Tony Sardisco, LB, Tulane (64)
- \*7. Larry Barnes, FB Colorado State (75)
8. Charles Smith, E, Abilene Christian (88)
9. Jim Cox, E, Cal Poly—San Luis Obispo (99)
10. Jerry Zaleski, HB, Colorado State (112)
11. Stewart Pell, T, North Carolina (123)
12. Roger Swedberg, T, Iowa (136)
13. Ralph Moody, HB, Kansas (147)
- \*14. R.C. Owens, E, College of Idaho (160)
- 15a. Reed Henderson, T, Utah State (171)
- 15b. Gene Boyd, HB, Abilene Christian (172)  
(Choice from Pittsburgh)
16. George Herring, QB, Southern Mississippi (184)
17. Richard Weiss, T, Mississippi (195)
18. Billy Yelverton, T, Mississippi (208)
19. Pete Arrigoni, HB, Arizona (219)
20. Bob Scarbrough, C, Auburn (232)
21. L.C. Joyner, HB, E. Contra Costa C.C. (243)
22. Clarence Wessman, E, San Jose State (256)
23. Mike Monroe, HB, Washington (267)
24. Ed Wallace, G, San Diego J.C. (280)
25. Paul Goad, HB, Abilene Christian (291)
26. Rommie Loudd, E, UCLA (304)
27. Jerry Gustafson, QB, Stanford (315)
- \*28. Jerry Drew, FB, California (328)
29. Dean Benson, E, Willamette (339)
- \*30. Bob Mitchell, T, Puget Sound (351)

**1957**

(November 27, 1956)  
(Drafted 2nd)

1. John Brodie, QB, Stanford (3)
2. Abe Woodson, HB, Illinois (15)
3. Choice to Los Angeles
- 4a. Jim Ridlon, HB, Syracuse (39)
- 4b. Mike Sandusky, T, Maryland (46)  
(Choice from Chicago Cardinals)
5. Karl Rubke, C, Southern California (56)
- 6a. Bill Rhodes, HB, Western State (CO) (62)  
(Choice from Philadelphia)
- 6b. Jim Hunter, HB, Missouri (68)
- \*7. Fred Dugan, E, Dayton (80)
8. Ernie Pitts, E, Denver (92)
- \*9. Charles Brueckman, C, Pittsburgh (104)
- \*10. Jerry Hurst, T, Middle Tennessee State (116)
- \*11. Tom Davis, HB, Louisiana State (128)
- \*12. Fred Singleton, T, Alabama (140)
13. Charles Mackey, E, Arizona State (152)
14. Ron Warzeka, T, Montana State (164)
- \*15. Earl Kaiser, HB, Houston (176)
16. Vic Kristopalitis, FB, Dayton (188)
17. Dave Kuhn, C, Kentucky (200)
18. Richard Guy, G, Ohio State (212)
19. Gene Babb, FB, Austin College (224)
20. Sid DeLoatch, G, Duke (236)
21. Fred Wilcox, HB, Tulane (248)
22. Paul Tripp, T, Idaho State (260)
23. John Thomas, E, Pacific (272)
24. John Ladner, E, Wake Forest (284)
25. Ray Meyer, FB, Lamar (296)
- \*26. Tom Topping, T, Duke (308)
27. Don Vivic, FB, Ohio State (320)
28. Bill Curtis, HB, Texas Christian (332)
29. Vern Hallbeck, LB, Texas Christian (344)
30. George Parks, QB, Lamar (355)

**1958**

(Dec. 2, 1957/Jan. 28, 1958)  
(Drafted Alternately 8-9)

- 1a. Jim Pace, HB, Michigan (8)
- 1b. Charlie Krueger, T, Texas A&M (9)
- \*2. Bob Newman, QB, Washington State (22)
3. Bob Hoppe, HB, Auburn (33)
4. John Varone, HB, Miami (FL) (46)
5. Bill Atkins, HB, Auburn (59)
6. Henry Schmidt, T, Southern California (71)
7. Choice to Detroit
- \*8a. Leon Burton, HB, Arizona State (87)  
(Choice from Chicago Cardinals)
- 8b. Ron Mills, HB, West Texas State (95)
9. George Troutman, C, Capital (OH) (107)
- \*10. Vel Heckman, T, Florida (119)
- \*11. Hogan Wharton, T, Houston (131)
12. Pete Williams, T, Lehigh (143)
- 13a. James Yore, FB, Indiana (151)  
(Choice from Pittsburgh)
- 13b. Harold Dukes, E, Michigan State (155)
14. Max Fields, HB, Whittier College (167)
15. Choice to Detroit
16. George Shirkey, T, Stephen F. Austin (191)
17. John Wittenborn, T, SE Missouri State (203)
18. Dennit Morris, G, Oklahoma (215)
19. Ronnie Mushatt, C, Grambling State (227)
20. Jerry Mertens, E, Drake (239)
21. Don Christian, HB, Arkansas (251)
22. Bruce Hartman, T, Luther (263)
23. Larry Fields, HB, Utah (275)
- \*24. Dee Mackey, E, East Texas State (287)
25. Bill Kaczmarek, C, SW Missouri State (299)
- \*26. Hilliard Hill, E, Southern California (311)
27. Bob Witucki, E, Notre Dame (323)
28. Garland Warren, C, North Texas State (335)
29. Herman Hodges, HB, Sam Houston State (347)
- \*30. Ted Stahura, T, Kansas State (358)

1959 (Dec. 2, 1958/Jan. 22, 1959) (Drafted 6th)	
1a. Dave Baker, HB, Oklahoma	(5)
1b. Dan James, C, Ohio State (Choice from Pittsburgh)	(8)
2. Bob Harrison, LB, Oklahoma	(17)
3. Eddie Dove, HB, Colorado	(29)
4. Monte Clark, T, Southern California	(41)
5. Frank Geremia, T, Notre Dame	(54)
6. Wally Bavaro, T, Holy Cross	(66)
7a. Don Rogers, LB, South Carolina (Choice from Chicago Cardinals)	(74)
*7b. Dan Colchico, E, San Jose State	(78)
8. Lewis Akin, E, Vanderbilt	(90)
9. Robert Green, HB, Florida	(102)
10. Bronko Nagurski, T, Notre Dame	(114)
11. Jack Hayes, HB, Trinity (TX)	(126)
12. Bill Korutz, C, Dayton	(138)
13. Bill Lopasky, G, West Virginia	(150)
14. Michael Dukes, FB, Clemson	(162)
15. Joe Belland, HB, Arizona State	(174)
16. Bob Cook, HB, Idaho State	(186)
17. Jerome Jurczak, C, Benedictine	(198)
18. Jack Cowley, T, Trinity (TX)	(210)
*19. Tom Osborne, HB, Hastings (NE)	(222)
*20. Toby Deese, T, Georgia Tech	(234)
21. Luther Carr, HB, Washington	(246)
22. Burnio McQueen, E, North Carolina A&T	(258)
23. Bruce Dollahan, T, Illinois	(270)
24. Craig Chudy, E, UCLA	(282)
*25. Roy Gee, G, Trinity (TX)	(294)
26. Ed Young, E, Louisville	(306)
27. Mel Semenko, T, Colorado	(318)
28. Mike McCluskey, HB, Washington	(330)
29. Jack Bolton, T, Puget Sound	(342)
30. Bob Carter, E, Denver	(354)

1960 (November 30, 1959) (Drafted Alternately 10-11)	
1. Monty Stickles, E, Notre Dame	(11)
2a. Mike Magac, G, Missouri (Choice from Washington)	(16)
* 2b. Carl Kammerer, LB, Pacific	(22)
3. Rod Breedlove, C, Maryland	(35)
4. Ray Norton, HB, San Jose State	(46)
5. Len Rohde, T, Utah State	(59)
6. Ola Lee Murchison, E, Pacific	(70)
7. Bob Waters, QB, Presbyterian College	(83)
8a. Bill Mathis, HB, Clemson (Choice from Washington)	(88)
8b. Max Fugler, C, Louisiana State	(94)
9. Bob Wasden, C, Auburn	(107)
10. Mel Branch, E, Louisiana State	(118)
11a. Ed Pitts, T, South Carolina (Choice from Pittsburgh)	(126)
*11b. Ernest Hansen, C, Northern Arizona	(131)
*12. Jim Williams, T, North Carolina College	(142)
*13. Dean Hinshaw, T, Stanford	(155)
14. Gary Campbell, QB, Whittier College	(166)
15. Mike Dowdie, LB, Texas	(179)
16. Jim Heinke, T, Wisconsin	(190)
17. Austin Gonsoulin, HB, Baylor	(203)
18. Carl Robinson, T, South Carolina State	(214)
19. Bobby Pate, HB, Presbyterian	(227)
20. Jim Woodward, T, Lamar	(238)

1961 (Dec. 27-28, 1960) (Drafted Alternately 9-10)	
1a. Jimmy Johnson, HB, UCLA (Choice from Pittsburgh)	(6)
1b. Bernie Casey, FB, Bowling Green	(9)
1c. Billy Kilmer, QB, UCLA (Choice from New York via Baltimore)	(11)
2. Roland Lakes, T, Wichita State	(24)
3. Bill Cooper, FB, Muskingum	(37)
4a. Aaron Thomas, E, Oregon State (Choice from Pittsburgh)	(47)
4b. Dale Messer, HB, Fresno State	(52)
*5a. Clark Miller, T, Utah State (Choice from Dallas)	(58)
5b. Bob McCreary, T, Wake Forest	(65)
*6. Mike McClellan, HB, Oklahoma	(80)
7. Ray Purdin, HB, Northwestern	(93)
8. Neill Plumley, T, Oregon	(108)
*9a. Leon Donohue, T, San Jose State (Choice from Pittsburgh)	(118)
9b. Everisto Nino, T, East Texas State	(121)
10. Paul Hynes, HB, Louisiana Tech	(136)
11. Tony Parrilli, LB, Illinois	(149)
*12. Don Coffey, E, Memphis State	(164)
13a. Tommy Hackler, E, Tennessee Tech (Choice from Pittsburgh)	(174)
*13b. Julius Fincke, T, McNeese State	(177)
14. Bill Worrell, T, Georgia	(192)
15. Bob Sams, T, Central Oklahoma	(205)
16. Charlie Fuller, HB, San Francisco State	(220)
17. Tom Jewell, G, Idaho State	(233)
*18. Kay McFarland, RB, Colorado State	(248)
19. Tom Simpson, T, Davidson	(261)
20. Jerry Perry, G, Central Oklahoma	(276)

1962 (December 4, 1961) (Drafted 8th)	
1. Lance Alworth, HB, Arkansas	(8)
2. Ed Pine, LB, Utah	(22)
3. Billy Ray Adams, FB, Mississippi	(36)
*4a. Charlie Sieminski, DT, Penn State (Choice from Dallas)	(46)
*4b. Floyd Dean, LB, Florida	(50)
5a. Ted Woods, HB, Colorado (Choice from St. Louis Cardinals)	(62)
*5b. Mike Lind, FB, Notre Dame	(64)
6a. Keith Luhnnow, FB, Santa Ana (Choice from Washington)	(71)
6b. Jerry Brown, G, Mississippi (Choice from Pittsburgh)	(76)
6c. Bill Winter, G, West Virginia	(78)
7. John Burrell, E, Rice	(92)
8. James Vollenweider, HB, Miami (FL)	(106)
*9. Jim Roberts, T, Mississippi	(120)
10. Regis Coustillac, C, Pittsburgh	(134)
11. Larry Jepson, C, Furman	(148)
12. Milton McPike, E, Kirksville	(162)
13. George Pierovich, LB, California	(176)
14. Dick Easterly, DB, Syracuse	(190)
15. Ray Osborne, T, Mississippi State	(204)
16. Ron Frank, T, South Dakota State	(218)
17. Wally Foltz, E, De Pauw	(232)
18. Gary Brown, T, Illinois	(246)
19. Bob Burton, T, Murray State	(260)
20. Rodger McFarland, DB, Kansas	(274)

1963 (December 3, 1962) (Drafted Alternately 8-7)	
1. Kermit Alexander, HB, UCLA	(8)
2. Walter Rock, G, Maryland	(21)
3. Don Lisbon, HB, Bowling Green	(36)

4. Choice to Chicago	
*4a. Harrison Rosdahl, G, Penn State (Choice from Philadelphia)	(46)
4b. Hugh Campbell, E, Washington State (Choice from Washington)	(50)
*5a. Vern Burke, E, Oregon State	(64)
*5c. Jim Pilot, FB, New Mexico State (Choice from Cleveland via Pittsburgh)	(65)
5b. Gary Moeller, LB, Ohio State (Choice from Chicago)	(66)
6. Pat Emerick, LB, Western Michigan	(77)
7. Ernest DeCourley, DT, Moorehead State	(92)
*8. Roger Locke, E, Arizona State	(105)
*9. John Maczuzak, T, Pittsburgh	(120)
10. Dick Lopour, HB, Huron	(133)
11. Steve Shafer, QB, Utah State	(148)
12. Robert Benton, T, Mississippi State	(161)
13. Dick Shultz, T, Ohio	(176)
14. Bill Tobin, HB, Missouri	(189)
*15. Ollie Ross, FB, West Texas State	(204)
16. Jim Bogdalek, DT, Toledo	(217)
17. Ken Reed, G, Tulsa	(232)
*18. John Sellers, T, Bakersfield J.C.	(245)
19. Bob Price, G, North Texas State	(260)
20. Don Davis, HB, McMurry	(273)

1964 (December 2, 1963) (Drafted 1st)	
1. Dave Parks, E, Texas Tech	(1)
2. George Mira, QB, Miami (FL)	(15)
3. Dave Wilcox, LB, Oregon	(29)
*4. James Wilson, G, Georgia	(43)
5. Rudy Johnson, FB, Nebraska	(57)
*6. Gary Lewis, FB, Arizona State	(71)
7. Hagood Clarke, DB, Florida	(85)
*8a. Bob Daugherty, HB, Tulsa	(99)
8b. Bob Poole, E, Clemson (Choice from Washington)	(102)
9. Howard Mudd, G, Hillsdale	(113)
*10. Fred Polser, T, East Texas State	(127)
11. Dennis Almquist, G, Idaho	(141)
*12. Jim Long, FB, Fresno State	(155)
13. Robert Brown, DT, Arkansas A&M	(169)
14. Ed Beard, T, Tennessee	(183)
15. James Griffin, E, Grambling State	(197)
*16. Cornell Gordon, DB, North Carolina A&T	(211)
*17. Ken Brusven, T, Oregon State	(225)
*18. Jerry Cole, E, Southwest Texas State	(239)
19. Larry Rawson, HB, Auburn	(253)
20. Gene Baker, G, Whitworth	(267)

1965 (November 28, 1964) (Drafted 2nd)	
1a. Ken Willard, FB, North Carolina	(2)
1b. George Donnelly, DB, Illinois (Choice from Cleveland)	(13)
2. Joe Cerne, C, Northwestern	(16)
3a. Bob Schweickert, HB, Virginia Tech (Choice from N.Y. Giants)	(29)
3b. Jim Norton, T, Washington	(30)
3c. Jack Chapple, LB, Stanford (Choice from Baltimore)	(42)
*4. Larry Todd, WR, Arizona State	(44)
*5. Dave McCormick, T, Louisiana State	(58)
6. Choice to Cleveland	
7. Choice to Green Bay	
8. Choice to Minnesota	
9. Wayne Swinford, DB, Georgia	(114)
*10. Robert Cappadona, RB, Northeastern	(128)
*11. Steve Mass, T, Detroit	(142)
*12. Dave Plump, RB, Fresno State	(156)

- 13. Greg Schumacher, LB, Illinois (170)
- 14. Frank Andruski, DB, Utah (184)
- 15. Joe Pabian, T, West Virginia (198)
- \*16. Dave Hettema, T, New Mexico (212)
- 17. Len Frketic, E, Oregon State (226)
- \*18. Leon Stanridge, E, San Diego State (240)
- 19. Dale Ford, QB-DB, Washington State (254)
- \*20. Dennis Duncan, HB, Louisiana College (268)

**1966**  
**(November 27, 1965)**  
**(Drafted Alternately 10-11)**

- 1. Stan Hindman, DE-G, Mississippi (11)
- \*2. Bob Windsor, E, Kentucky (26)
- 3a. Alvin Randolph, DB, Iowa (37)  
(Choice from Dallas)
- 3b. Dan Bland, DB, Mississippi State (41)
- \*4. Don Parker, G, Virginia (56)
- 5a. Mel Phillips, DB, North Carolina A&T (69)  
(Choice from Dallas)
- 5b. Steve Smith, TE, Michigan (71)
- 6. Charles Johnson, DT, Louisville (91)
- 7. Choice to Baltimore
- 8. Dick Witcher, E, UCLA (119)
- 9. Kent Kramer, TE, Minnesota (133)
- 10. Ron Sbranti, LB, Utah (147)
- 11. Preston Ridlehuber, DB, Georgia (166)
- 12. Lyle Loebach, T, Simpson (180)
- \*13. Jim Jackson, DB, Western Illinois (194)
- \*14. Elmer Collett, C, San Francisco State (208)
- \*15. S.T. Saffold, WR, San Jose State (222)
- 16. Jim LeClair, QB, C.W. Post (241)
- \*17. Jim Breland, G, Georgia Tech (255)
- \*18. Ron Parson, E, Austin Peay (269)
- \*19. Dick Fitzgerald, T, Nebraska (283)
- \*20. Willie Walker, LB, Baylor (297)

**1967**  
**(March 14, 1967)**  
**(Drafted alternately 11-13)**

- 1a. Steve Spurrier, QB, Florida (3)  
(Choice from Atlanta)
- 1b. Cas Banaszek, TE, Northwestern (11)
- 2. Tom Holzer, T, Louisville (39)
- 3a. Frank Nunley, LB, Michigan (62)  
(Choice from Pittsburgh)
- 3b. Bill Tucker, HB, Tennessee A&I (65)
- 4. Wayne Trimble, DB, Alabama (91)
- 5. Choice to Atlanta
- 6. Doug Cunningham, HB, Mississippi (145)
- 7. Milt Jackson, DB, Tulsa (170)
- 8. Walter Johnson, LB, Tuskegee (198)
- 9. Bob Briggs, T, Heidelberg (223)
- 10. Phil Meyers, WR, Northwest Oklahoma (248)
- 11. Ken Carmann, DT, Nebraska-Kearney (276)
- 12. James Hall, LB, Tuskegee (301)
- 13. Rich Gibbs, DB, Iowa (325)
- 14. Dalton Leblanc, WR, Louisiana-Monroe (354)
- 15. Clarence Spencer, WR, Louisville (379)
- 16. Bart Templeman, C, Eastern Montana (404)
- 17. Dan Talbott, QB, North Carolina (432)

**1968**  
**(January 30-31, 1968)**  
**(Drafted alternately 14-15)**

- 1. Forrest Blue, C, Auburn (15)
- 2. Choice to St. Louis
- 3a. Lance Olssen, T, Purdue (65)  
(Choice from Detroit)
- 3b. Skip Vanderbundt, LB, Oregon State (69)
- 4. John Fuller, WR, Lamar (98)
- 5. Dwight Lee, RB, Michigan State (125)
- 6a. Leo Johnson, WR, Tennessee State (141)

- (Choice from New Orleans)
- 6b. Bill Belk, DE, Maryland State (153)
- 7. Jerry Richardson, LB, Mississippi (179)
- 8a. Charles Brown, T, Augustana College (SD) (206)  
(Choice from N.Y. Giants)
- 8b. Tom Gray, WR, Morehead State (207)
- 9. Casey Boyett, WR, Brigham Young (233)
- 10. Tommy Hart, LB, Morris Brown College (261)
- 11. Dennis Fitzgibbons, G, Syracuse (287)
- 12. Henry Johnson, QB, Fisk (315)
- 13. Tom Mitrakos, C, Pittsburgh (341)
- 14. Alex Moore, RB, Norfolk State (369)
- 15. Clarence Spencer, WR, Louisville (395)
- 16. Tom Rosenow, DT, Northern Illinois (423)
- 17. Dennis Patera, K, Brigham Young (449)

**1969**  
**(January 28-29, 1969)**  
**(Drafted 16th)**

- 1a. Ted Kwalick, TE, Penn State (7)  
(Choice from New Orleans)
- 1b. Gene Washington, WR, Stanford (16)
- 2. Choice to Pittsburgh via Cleveland
- 3. Choice to Dallas
- 4a. Jim Sniadecki, LB, Indiana (86)  
(Choice from Detroit)
- 4b. Gene Moore, RB, Occidental College (94)
- 5. Earl Edwards, DT, Wichita State (120)
- 6. Jim Thomas, RB, Texas-Arlington (146)
- 7. Steve Van Sinderen, T, Washington State (172)
- 8. Mike Loper, T, Brigham Young (198)
- 9. Hilton Crawford, DB, Grambling State (224)
- 10. Dave Chapple, K, Santa Barbara (250)
- 11. Willie Peake, T, Alcorn State (276)
- 12. Jack O'Malley, T, Southern California (302)
- 13. Paul Champlin, DB, Eastern Montana (328)
- 14. Tom Black, WR, East Texas State (354)
- 15. Gary Golden, DB, Texas Tech (380)
- 16. Bob Hoskins, LB, Wichita State (406)
- 17. Joe Rushing, LB, Memphis State (432)

**1970**  
**(January 27-28, 1970)**  
**(Drafted 9th)**

- 1a. Cedrick Hardman, DE, North Texas State (9)
- 1b. Bruce Taylor, DB, Boston (17)  
(Choice from Washington)
- 2. Choice to Los Angeles
- 2. John Isenbarger, RB, Indiana (48)  
(Choice from Philadelphia via Los Angeles)
- 3. Choice to Kansas City
- 4. Vic Washington, WR, Wyoming (87)
- 5. Gary McArthur, T, Southern California (113)
- 6. Rusty Clark, QB, Houston (139)
- 7. Jim Strong, RB, Houston (165)
- 8. Carter Campbell, LB, Weber State (191)
- 9. Preston Riley, WR, Memphis State (217)
- 10. Larry Schreiber, RB, Tennessee Tech (243)
- 11. Danny Crockett, WR, Toledo (269)
- 12. Bill Tant, T, Dayton (295)
- 13. Jim Vanderslice, LB, Texas Christian (321)
- 14. Jack King, G, Clemson (347)
- 15. Dave Delsignore, WR, Youngstown State (373)
- 16. Scott Perkins, WR, Livingstone (399)
- 17. Mike Culton, P, Laverne (425)

**1971**  
**(January 28-29, 1971)**  
**(Drafted alternately 18-19)**

- 1. Tim Anderson, CB, Ohio State (23)
- 2a. Ernie Janet, G, Washington (37)  
(Choice from Green Bay)
- 2b. Joe Orduna, RB, Nebraska (49)

- 3a. Sam Dickerson, WR, Southern California (55)  
(Choice from Philadelphia)
- 3b. Willie Parker, C, North Texas State (75)
- 4. Tony Harris, RB, Toledo (101)
- 5a. Dean Shaternick, T, Kansas State (114)  
(Choice from Chicago)
- 5b. George Wells, LB, New Mexico State (122)  
(Choice from N.Y. Giants)
- 5c. Marty Huff, LB, Michigan (127)
- 6. Al Bresler, WR, Auburn (153)
- 7. John Watson, T, Oklahoma (179)
- 8. Jim McCann, K, Arizona State (205)
- 9. Therman Couch, LB, Iowa State (231)
- 10a. Ron Cardo, RB, Wisconsin-Oshkosh (236)  
(Choice from New Orleans)
- 10b. Ernie Jennings, WR, Air Force (257)
- 11. Joe Reed, QB, Mississippi State (283)
- 12. Jim Bunch, DT, Wisconsin State (309)
- 13. John Bullock, RB, Purdue (335)
- 14. Bill Dunstan, LB, Utah State (361)
- 15. John Lennon, DE, Colgate (387)
- 16. Dave Purcell, DT, Kentucky (414)
- 17. Leroy Charlton, CB, Florida A&M (438)

**1972**  
**(February 1-2, 1972)**  
**(Drafted alternately 19-18)**

- 1. Terry Beasley, WR, Auburn (19)
- 2a. Ralph McGill, CB, Tulsa (28)  
(Choice from N.Y. Giants)
- 2b. Jean Barrett, T, Tulsa (44)
- 3. Allen Dunbar, WR, Southern (71)
- 4. Windlan Hall, CB, Arizona State (96)
- 5. Mike Greene, LB, Georgia (123)
- 6. Jackie Walker, S, Tennessee (148)
- 7. Edgar Hardy, G, Jackson State (175)
- 8. Tom Wittum, P, Northern Illinois (200)
- 9. Jerry Brown, CB, Northwestern (227)
- 10. Steve Williams, DT, Western Carolina (252)
- 11. Tom Laputica, DE, Southern Illinois (279)
- 12. Steve Setzier, DE, St. John's (304)
- 13. Leon Pettigrew, T, San Fernando Valley (331)
- 14. Eric Guthrie, QB, Boise State (356)
- 15. Bob Maddox, DE, Frostburg State (383)
- 16. Ron Davis, G, Virginia State (408)
- 17. Ted Alexander, RB, Langston (435)

**1973**  
**(January 30-31, 1973)**  
**(Drafted alternately 18-19)**

- 1. Mike Holmes, CB, Texas Southern (18)
- 2. Willie Harper, LB, Nebraska (41)  
(Choice from N.Y. Giants)
- 2. Choice to St. Louis
- 3. Choice to Denver via Washington
- 4. Choice to San Diego via Washington
- 5a. Mike Fulk, LB, Indiana (112)  
(Choice from Chicago)
- 5b. Ed Beverly, WR, Arizona State (122)
- 6. Arthur Moore, DT, Tulsa (149)
- 7. John Mitchell, LB, Alabama (174)
- 8. David Atkins, RB, Texas-El Paso (201)
- 9. Roger Praetorius, RB, Syracuse (226)
- 10. Charlie Hunt, LB, Florida State (253)
- 11. Tom Dahlberg, RB, Gustavus Adolphus (Sweden) (278)
- 12. Larry Pettus, T, Tennessee State (305)
- 13. Alan Kelso, C, Washington (330)
- 14. Dennis Morrison, QB, Kansas State (357)
- 15. Mike Bettiga, WR, Humboldt State (382)
- 16. Mike Oven, TE, Georgia Tech (409)
- 17. Bob Erickson, G, North Dakota State (434)

**1974**  
**(January 29-30, 1974)**  
**(Drafted 10th)**

- 1a. Wilbur Jackson, RB, Alabama (9)
- 1b. Bill Sandifer, DT, UCLA (10)  
(Choice from New England)
- 2a. Keith Fahnhorst, T, Minnesota (35)
- 2b. Delvin Williams, RB, Kansas (49)  
(Choice from Washington)
- 3. Choice to St. Louis
- 4a. Clint Haslerig, WR, Michigan (83)  
(Choice from N.Y. Jets via New Orleans)
- 4. Choice to New Orleans
- 4b. Sammy Johnson, RB, North Carolina (90)  
(Choice from Green Bay)
- 5. Choice to New Orleans
- 6. Mike Raines, DT, Alabama (138)
- 7. Kermit Johnson, RB, UCLA (166)
- 8. Jim Schnietz, G, Missouri (191)
- 9. Manfred Moore, RB, Southern California (216)
- 10. Glenn Gaspard, LB, Texas (244)
- 11. Greg Battle, S, Colorado State (269)
- 12. Tom Hull, LB, Penn State (294)
- 13. Tom Owen, QB, Wichita State (322)
- 14. Walt Williamson, DE, Michigan (347)
- 15. Leonard Gray, TE, Long Beach State (372)
- 16. Jack Connors, DB, Oregon (400)
- 17. Levi Stanley, G, Hawaii (425)

**1975**  
**(January 28-29, 1975)**  
**(Drafted alternately 10-9)**

- 1. Jimmy Webb, DT, Mississippi State (10)
- 2. Greg Collins, LB, Notre Dame (35)
- 3. Choice to N.Y. Giants
- 3a. Jeff Hart, T, Oregon State (71)  
(Choice from Buffalo)
- 3b. Steve Mike-Mayer, K, Maryland (72)  
(Choice from Washington)
- 3c. Wayne Baker, DT, Brigham Young (74)  
(Choice from St. Louis)
- 4a. Cleveland Elam, DE, Tennessee State (85)  
(Choice from New Orleans)
- 4b. Frank Oliver, DB, Kentucky State (87)
- 5. Wayne Bullock, RB, Notre Dame (114)
- 6. Choice to Kansas City
- 7. Choice to Buffalo
- 8. Preston Kendrick, LB, Florida (191)
- 9a. James Johnson, DB, Tennessee State (218)
- 9b. Dan Natale, TE, Penn State (223)  
(Choice from Philadelphia)
- 9c. Ceasar Douglas, T, Illinois Wesleyan (230)  
(Choice from St. Louis)
- 10. Donnie Layton, RB, South Carolina State (243)
- 11. Gene Hernandez, DB, Texas Christian (270)
- 12. Rick Worley, QB, Howard Payne (295)
- 13. Dale Mitchell, LB, Southern California (322)
- 14. David Henson, WR, Abilene Christian (347)
- 15. Rich Lavin, TE, Western Illinois (374)
- 16. Choice to Baltimore
- 17. Choice to Baltimore

**1976**  
**(April 8-9, 1976)**  
**(Drafted alternately 4 & 3)**

- 1. Choice to New England
- 1. Choice from Houston to New England
- 2a. Randy Cross, C, UCLA (42)
- 2b. Eddie Lewis, CB, Kansas (57)  
(Choice from Tampa Bay)
- 3. Choice from New Orleans to Kansas City
- 3. Choice to Dallas
- 4. Steve Rivera, WR, California (100)  
(Choice from Philadelphia)

- 4. Choice to N.Y. Giants
- 5. Choice to Cincinnati
- 5. Tony Leonard, CB, Virginia Union (140)  
(Choice from Detroit)
- 6a. Robert Pennywell, LB, Grambling State (168)
- 6b. Scott Bull, QB, Arkansas (177)  
(Choice from St. Louis)
- 7. Jay Chesley, DB, Vanderbilt (194)
- 8. John Ayers, T, West Texas State (223)
- 9. Kenny Harrison, WR, Southern Methodist (250)
- 10. Robin Ross, T, Washington State (275)
- 11. Paul Hofer, RB, Mississippi (305)
- 12. Gerald Loper, G, Florida (332)
- 13. Larry Brumfield, CB, Indiana State (359)
- 14. Johnny Miller, LB, Livingstone College (389)
- 15. Howard Stidham, LB, Tennessee Tech (416)
- 16. Reggie Lewis, DE, San Diego State (443)
- 17. Darryl Jenkins, RB, San Jose State (473)

**1977**  
**(May 3-4, 1977)**  
**(Drafted 16th)**

- 1. Choice to New England
- 2. Choice to New England
- 3. Elmo Boyd, WR, Eastern Kentucky (65)  
(Choice from Houston)
- 3. Choice to N.Y. Jets
- 4. Stan Black, S, Mississippi State (100)
- 5. Choice to Buffalo
- 6a. Mike Burns, CB, Southern California (141)  
(Choice from Buffalo)
- 6b. Jim Harlan, C, Howard Payne (155)
- 7. Jim VanWagner, RB, Michigan Tech (183)
- 8. Choice to N.Y. Giants
- 9. David Posey, K, Florida (239)
- 10. Choice to Tampa Bay
- 11. Brian Billick, TE, Brigham Young (295)
- 12. Scott Martin, G, North Dakota (323)

**1978**  
**(May 2-3, 1978)**  
**(Drafted 7th)**

- 1a. Ken McAfee, TE, Notre Dame (7)
- 1b. Dan Bunz, LB, Long Beach State (24)  
(Choice from Miami)
- 2. Choice to Buffalo
- 2. Walt Downing, G, Michigan (47)  
(Choice from Chicago)
- 3. Choice to Buffalo
- 3. Ernie Hughes, G, Notre Dame (79)  
(Choice from Baltimore)
- 4. Terry LeCount, WR, Florida (91)
- 5. Choice to Baltimore
- 5a. Archie Reese, DT, Clemson (127)  
(Choice from Houston via Kansas City and Chicago)
- 5b. Bruce Threadgill, DB, Mississippi State (133)  
(Choice from Miami)
- 6. Choice from Minnesota to Washington
- 6. Elliott Walker, RB, Pittsburgh (148)
- 7. Fred Quillan, C, Oregon (175)
- 8. Choice to Washington
- 9a. Herman Redden, DB, Howard (229)
- 9b. Dean Moore, LB, Iowa (233)  
(Choice from Detroit)
- 9c. Steve McDaniels, T, Notre Dame (249)  
(Choice from Denver)
- 10. Mike Connell, P, Cincinnati (260)
- 11. Willie McCray, DE, Troy State (287)
- 12. Dan Irons, T, Texas Tech (314)

**1979**  
**(May 3-4, 1979)**  
**(Drafted 1st)**

- 1. Choice to Buffalo
- 2. James Owens, RB, UCLA (29)
- 3. Choice to Seattle
- 3. Joe Montana, QB, Notre Dame (82)  
(Choice from Dallas via Seattle)
- 4. Choice to Buffalo
- 5a. Tom Seabron, LB, Michigan (111)
- 5b. Jerry Aldridge, RB, Angelo State (119)  
(Choice from Detroit)
- 6. Ruben Vaughan, DT, Colorado (138)
- 7. Phil Francis, RB, Stanford (166)
- 8. Choice to Green Bay
- 9. Steve Hamilton, DT, Missouri (221)
- 10a. Dwight Clark, WR, Clemson (249)
- 10b. Howard Ballage, CB Colorado (252)  
(Choice from Tampa Bay)
- 11. Billy McBride, DB, Tennessee State (276)
- 12. Rod Connors, RB, Southern California ('78 Supplemental Draft)

**1980**  
**(April 29-30, 1980)**  
**(Drafted alternately 2-1)**

- 1. Choice to N.Y. Jets
- 1a. Earl Cooper, RB, Rice (13)  
(Choice from N.Y. Jets)
- 1b. Jim Stuckey, DE, Clemson (20)  
(Choice from Denver via N.Y. Jets)
- 2. Choice to Buffalo
- 2. Choice from Detroit to Minnesota
- 2. Keena Turner, LB, Purdue (39)  
(Choice from Minnesota)
- 3. Choice to Los Angeles
- 3a. Jim Miller, P, Mississippi (65)  
(Choice from Minnesota)
- 3b. Craig Puki, LB, Tennessee (77)  
(Choice from Washington via Los Angeles)
- 4a. Ricky Churchman, S, Texas (84)
- 4b. David Hodge, LB, Houston (98)  
(Choice from New England via Los Angeles)
- 5. Ken Times, DT, Southern (112)
- 6. Herb Williams, CB, Southern (139)
- 7. Choice to Cincinnati
- 8. Choice to Oakland.
- 8. Bobby Leopold, LB, Notre Dame (210)  
(Choice from Oakland)
- 9. Choice to Detroit via Kansas City
- 9. Dan Hartwig, QB, Cal Lutheran (237)  
(Choice from Oakland)
- 10. Choice to Pittsburgh
- 11. Choice to Miami
- 12. Choice to Pittsburgh

**1981**  
**(April 28-29, 1981)**  
**(Drafted alternately 8-10)**

- 1. Ronnie Lott, DB, Southern California (8)
- 2a. John Harty, DT, Iowa (36)  
(Choice from Washington)
- 2. Choice to Chicago
- 2b. Eric Wright, DB, Missouri (40)  
(Choice from Chicago)
- 3. Carlton Williamson, DB, Pittsburgh (65)
- 4. Choice to Dallas
- 5a. Lynn Thomas, DB, Pittsburgh (121)
- 5b. Arrington Jones, RB, Winston-Salem State (122)  
(Choice from Chicago)
- 6. Pete Kugler, DT, Penn State (147)
- 7. Choice to Philadelphia
- 8. Garry White, RB, Minnesota (203)

- 9. Choice to Cincinnati
- 10. Choice to Baltimore
- 11. Ron DeBose, TE, UCLA (286)
- 12a. Major Ogilvie, RB, Alabama (313)
- 12b. Joe Adams, QB, Tennessee State (322)  
(Choice from Pittsburgh)

**1982**  
**(April 27-28, 1982)**  
**(Drafted 27th)**

- 1. Choice to New England
- 2. Bubba Paris, T, Michigan (29)  
(Choice from New England)
- 2. Choice from Washington to New England
- 2. Choice to New England
- 3. Choice to San Diego
- 4. Choice to New England
- 5. Newton Williams, RB, Arizona State (139)
- 6. Vince Williams, RB, Oregon (151)  
(Choice from Oakland)
- 6. Choice to New Orleans
- 7. Ron Ferrari, LB, Illinois (195)
- 8. Choice to New Orleans
- 9. Bryan Clark, QB, Michigan State (251)
- 10a. Dana McLemore, DB, Hawaii (269)  
(Choice from Tampa Bay)
- 10b. Tim Barbian, DT, Western Illinois (279)
- 11. Gary Gibson, LB, Arizona (306)
- 12. Tim Washington, CB, Fresno State (334)

**1983**  
**(April 26-27, 1983)**  
**(Drafted alternately 5-8)**

- 1. Choice to San Diego
- 2. Choice to L.A. Rams
- 2. Roger Craig, RB, Nebraska (49)  
(Choice from San Diego)
- 3. Blanchard Montgomery, LB, UCLA (59)  
(Choice from L.A. Rams)
- 3. Choice to L.A. Rams
- 4. Choice from Denver to L.A. Rams
- 4. Tom Holmoe, DB, Brigham Young (90)
- 5. Riki Ellison, LB, Southern California (117)
- 6. Choice to Tampa Bay
- 7. Gary Moten, LB, Southern Methodist (175)
- 8. Choice to San Diego
- 9. Mike Mularkey, TE, Florida (229)
- 9. Choice from Cleveland to Chicago
- 10. Jeff Merrill, NT, Nebraska (259)
- 11. Jesse Sapolu, C, Hawaii (289)
- 12. Choice to Chicago

**1984**  
**(May 1-2, 1984)**  
**(Drafted alternately 23-24)**

- 1. Todd Shell, LB, Brigham Young (24)
- 2. Choice to L.A. Raiders
- 2. John Frank, TE, Ohio State (56)  
(Choice from L.A. Raiders)
- 3. Guy McIntyre, G, Georgia (73)  
(Choice from St. Louis)
- 3. Choice to St. Louis
- 4. Choice from Tampa Bay to Seattle
- 4. Choice to San Diego
- 5a. Michael Carter, DT, Southern Methodist (121)  
(Choice from Atlanta)
- 5. Choice from Denver to Atlanta
- 5. Choice to St. Louis
- 5b. Jeff Fuller, LB, Texas A&M (139)  
(Choice from Washington via L.A. Raiders)
- 6. Choice to Atlanta
- 7. Choice to New England
- 8. Choice to San Diego

- 9a. Lee Miller, DB, Fullerton State (239)  
(Choice from Chicago)
- 9b. Derrick Harmon, RB, Cornell (248)
- 10. Dave Moritz, WR, Iowa (275)
- 11. Kirk Pendleton, WR, Brigham Young (304)
- 12. Choice from Chicago to Miami
- 12. Choice to San Diego

**U.S.F.L. Supplemental Draft**  
**(June 5, 1984)**  
**(Drafted 24th, 51st and 80th)**

- 1. Derrick Crawford, WR, Memphis State (24)  
(From Memphis Showboats)
- 2. Joe Conwell, T, North Carolina (51)  
(From Philadelphia Stars)
- 3. Mark Schellen, RB, Nebraska (80)  
(From New Orleans Breakers)

**1985**  
**(April 30-May 1, 1985)**  
**(Drafted 28th)**

- 1. Jerry Rice, WR, Mississippi Valley State (16)  
(Choice from New England)
- 1. Choice to New England
- 2. Choice to New England
- 3. Ricky Moore, FB, Alabama (75)  
(Choice from New England)
- 3. Choice to New England
- 4. Choice to Buffalo
- 5. Bruce Collie, T, Texas-Arlington (140)
- 6. Scott Barry, QB, California-Davis (168)
- 7. Choice to San Diego
- 8. Choice to New England
- 9. Choice to San Diego
- 10. Choice to Seattle
- 11. David Wood, DE, Arizona (308)
- 12. Donald Chumley, DT, Georgia (336)

**1986**  
**(April 29-30, 1986)**  
**(Drafted 18th)**

- 1. Choice to Dallas
- 1. Choice from Dallas to Buffalo
- 2. Choice from Buffalo to Detroit
- 2. Larry Roberts, DE, Alabama (39)  
(Choice from Detroit)
- 2. Choice to Washington
- 3a. Tom Rathman, FB, Nebraska (56)  
(Choice from Buffalo)
- 3b. Tim McKyer, CB, Texas-Arlington (64)  
(Choice from Philadelphia)
- 3. Choice from Detroit to L.A. Rams
- 3c. John Taylor, WR, Delaware State (76)
- 4a. Charles Haley, LB, James Madison (96)  
(Choice from Cleveland via L.A. Rams)
- 4b. Steve Wallace, T, Auburn (101)  
(Choice from Washington via L.A. Rams)
- 4c. Kevin Fagan, DT, Miami (FL) (102)
- 5. Choice to San Diego
- 5. Pat Miller, LB, Florida (131)  
(Choice from Dallas)
- 6. Choice to Washington
- 6. Don Griffin, S, Middle Tennessee State (162)  
(Choice from N.Y. Jets)
- 7. Choice to New England
- 8a. Jim Popp, TE, Vanderbilt (203)  
(Choice from Philadelphia)
- 8b. Roosevelt Snipes, RB, Florida State ('85 Supplemental Draft)
- 9. Tony Cherry, RB, Oregon (240)
- 10a. Elliston Stinson, WR, Rice (267)
- 10b. Harold Hallman, LB, Auburn (270)  
(Choice from Washington)
- 11. Choice to San Diego
- 12. Choice to Tampa Bay

**1987**  
**(April 28, 1987)**  
**(Drafted 22nd)**

- 1a. Harris Barton, T, North Carolina (22)
- 1b. Terrence Flagler, RB, Clemson (25)  
(Choice from Washington)
- 2. Jeff Bregel, G, Southern California (37)  
(Choice from Philadelphia)
- 2. Choice to Tampa Bay
- 3. Choice to Buffalo
- 4. Choice to Tampa Bay
- 5. Paul Jokisch, WR, Michigan (134)
- 6. Bob White, LB, Penn State (162)
- 7. Steve DeLine, K, Colorado State (189)
- 8. David Grayson, LB, Fresno State (217)
- 9. Jonathan Shelley, CB, Mississippi (245)
- 10. John Paye, QB, Stanford (275)  
(Choice from New England via L.A. Raiders)
- 11. Choice to L.A. Raiders from Phi. via 49ers
- 11. Calvin Nicholas, WR, Grambling State (301)
- 12. Choice to L.A. Raiders

**1988**  
**(April 24-25, 1988)**  
**(Drafted 25th)**

- 1. Choice to L.A. Raiders
- 2a. Daniel Stubbs, DE, Miami (FL) (33)  
(Choice from L.A. Raiders)
- 2b. Pierce Holt, DT, Angelo State (39)  
(Choice from Philadelphia via Tampa Bay)
- 2. Choice to Tampa Bay
- 3. Bill Romanowski, LB, Boston College (80)
- 4. Barry Helton, P, Colorado (102)  
(Choice from Chicago via L.A. Raiders)
- 4. Choice to Tampa Bay
- 5. Choice to N.Y. Jets
- 5. Choice to Buffalo
- 6. Choice to Tampa Bay
- 7. Kevin Bryant, LB, Delaware State (191)
- 8. Larry Clarkson, T, Montana (219)
- 9. Brian Bonner, LB, Minnesota (247)
- 10. Tim Foley, K, Georgia Southern (275)
- 11. Chet Brooks, CB, Texas A&M (303)
- 12. George Mira Jr., LB, Miami (FL) (331)

**1989**  
**(April 30-May 1, 1989)**  
**(Drafted 28th)**

- 1. Keith DeLong, LB, Tennessee (28)
- 2. Wesley Walls, TE, Mississippi (56)
- 3. Keith Henderson, RB, Georgia (84)
- 4. Mike Barber, WR, Marshall (112)
- 5. Johnny Jackson, DB, Houston (122)  
(Choice from L.A. Raiders)
- 5. Choice to L.A. Raiders
- 6. Steve Hendrickson, LB, California (167)
- 7. Choice to San Diego
- 8. Choice to L.A. Raiders
- 9. Rudy Harmon, LB, Louisiana State (251)
- 10. Andy Sinclair, C, Stanford (279)
- 11a. Jim Bell, RB, Boston College (289)  
(Choice from L.A. Raiders)
- 11b. Norm McGee, WR, North Dakota (307)
- 12. Antonio Gross, LB, North Carolina (319)  
(Choice from L.A. Raiders)
- 12. Choice to L.A. Raiders

**1990**  
**(April 22-23, 1990)**  
**(Drafted 28th)**

- 1. Dexter Carter, RB, Florida State (25)
- 2a. Dennis Brown, DT, Washington (47)  
(Choice from Minnesota via Dallas)

- 2b. Eric Davis, DB, Jacksonville State (53)
- 3. Ronald Lewis, WR, Florida State (68)  
(Choice from Kansas City via Dallas)
- 3. Choice to Dallas
- 4. Dean Caliguire, C, Pittsburgh (92)  
(Choice from L.A.- Raiders)
- 4. Choice to L.A. Raiders
- 5. Choice to L.A. Raiders
- 6. Frank Pollack, T, Northern Arizona (165)
- 7. Choice to San Diego
- 8. Dwight Pickens, WR, Fresno State (220)
- 9. Odell Haggins, DT, Florida State (248)
- 10. Martin Harrison, DE, Washington (276)
- 11. Anthony Shelton, DB, Tennessee State (289)  
(Choice from Miami)
- 11. Choice to Dallas
- 12. Choice to L.A. Raiders

**1991**  
**(April 21-22, 1991)**  
**(Drafted 26th)**

- 1. Ted Washington, DT, Louisville (25)
- 2a. Ricky Watters, RB, Notre Dame (45)  
(Choice from Cincinnati)
- 2. Choice to Cincinnati
- 2b. John Johnson, LB, Clemson (53)
- 3. Choice to Green Bay
- 4. Mitch Donahue, LB, Wyoming (95)  
(Choice from Green Bay)
- 4. Choice to Cincinnati
- 5a. Merton Hanks, DB, Iowa (122)  
(Choice from Green Bay)
- 5b. Harry Boatswain, T, New Haven (137)
- 6. Scott Bowles, T, North Texas State (165)
- 7. Sheldon Canley, RB, San Jose State (193)
- 8. Tony Hargain, WR, Oregon (221)
- 9. Louis Riddick, S, Pittsburgh (248)
- 10. Byron Holdbrooks, DT, Alabama (276)
- 11. Bobby Slaughter, WR, Louisiana Tech (304)
- 12. Cliff Confer, DE, Michigan State (332)

**1992**  
**(April 26-27, 1992)**  
**(Drafted 18th)**

- 1. Dana Hall, S, Washington (18)
- 2. Amp Lee, RB, Florida State (45)
- 3. Brian Bollinger, G, North Carolina (76)
- 4. Mark Thomas, DE, North Carolina State (89)  
(Choice from Green Bay)
- 4. Choice to Green Bay
- 5. Choice to Green Bay
- 6. Choice to Green Bay
- 6. Damien Russell, S, Virginia Tech (151)  
(Choice from Pittsburgh)
- 7. Choice to Pittsburgh
- 8. Choice to Pittsburgh (from Green Bay)
- 8. Choice to Pittsburgh
- 9. Darian Hagan, WR, Colorado (242)
- 10. Corey Mayfield, NT, Oklahoma (269)
- 11. Tom Covington, TE, Georgia Tech (300)
- 12. Matt LaBounty, DE, Oregon (327)

**1993**  
**(April 25-26, 1993)**  
**(Drafted 26th)**

- 1. Choice to Phoenix from Kansas City
- 1. Choice to New Orleans from Phoenix
- 1a. Dana Stubblefield, DE, Kansas (26)  
(Choice from New Orleans)
- 1b. Todd Kelly, DE, Tennessee (27)
- 2. Choice to San Diego from L.A. Raiders
- 2. Adrian Hardy, CB, Northwestern State (48)  
(Choice from San Diego)

- 2. Choice to Green Bay
- 2. Choice to L.A. Raiders from Dallas
- 3. Choice to L.A. Raiders from New Orleans
- 3. Choice to San Diego
- 4. Choice to San Diego
- 5. Artie Smith, DE, Louisiana Tech (116)  
(Choice from Phoenix)
- 5. Choice to San Diego
- 6. Chris Dalman, G, Stanford (166)
- 7. Troy Wilson, DE, Pittsburgh State (KS) (194)
- 8. Elvis Grbac, QB, Michigan (219)  
(Choice from Minnesota)
- 8. Choice to San Diego

**1994**  
**(April 24-25, 1994)**  
**(Drafted 23rd)**

- 1a. Bryant Young, DT, Notre Dame (7)  
(Choice from Atl. via Ind. & L. A. Rams)
- 1. Choice to L.A. Rams from San Diego
- 1. Choice to Dallas
- 1b. William Floyd, RB, Florida State (28)  
(Choice from Dallas)
- 2a. Kevin Mitchell, LB, Syracuse (53)  
(Choice from Green Bay)
- 2. Choice to L.A. Rams
- 2b. Tyrone Drakeford, DB, Virginia Tech (62)  
(Choice from Dallas)
- 3. Compensatory Choice to Green Bay
- 3a. Doug Brien, K, California (85)  
(Compensatory Choice)
- 3b. Cory Fleming, WR, Tennessee (87)  
(Choice from Denver)
- 3. Choice to Kansas City
- 3. Choice to Denver from Dallas
- 3. Compensatory Choice to L.A. Rams from Phi.
- 4. Choice to L.A. Raiders
- 5. Choice to Green Bay from Denver
- 5. Anthony Peterson, LB, Notre Dame (153)
- 6. Choice to Green Bay from San Diego
- 6. Lee Woodall, LB, West Chester (182)
- 6. Compensatory choice to Green Bay from Philadelphia
- 7. Choice to Dallas

**1995**  
**(April 22-23, 1995)**  
**(Drafted 23rd)**

- 1. J.J. Stokes, WR, UCLA (10)  
(Choice from Atlanta via Cleveland)
- 1. Choice to Cleveland
- 2. Choice to L.A. Rams
- 3. Choice to Cleveland
- 4. Choice to Cleveland from Kansas City
- 4. Tim Hanshaw, TE, Brigham Young (127)
- 5. Choice to Detroit
- 6. Antonio Armstrong, LB, Texas A&M (201)
- 7. Herb Coleman, DE, Trinity (TX) (238)

**1996**  
**(April 20-21, 1996)**  
**(Drafted 23rd)**

- 1. Choice to Baltimore
- 2. Israel Ifeanyi, DE, Southern California (46)  
(Choice from Oakland)
- 2. Choice to Oakland
- 3. Terrell Owens, WR, Tennessee-Chattanooga (89)
- 4. Choice to Oakland
- 4. Daryl Price, DE, Colorado (128)  
(Compensatory Choice)
- 5. Iheanyi Uwaezueke, WR, California (160)
- 6. Stephen Pitts, RB, Penn State (198)
- 7a. Sean Manuel, LB, New Mexico State (239)
- 7b. Sam Manuel, LB, New Mexico State (254)  
(Compensatory Choice)

**1997**  
**(April 19-20, 1997)**  
**(Drafted Alternately 26-27)**

- 1. Jim Druckenmiller, QB, Virginia Tech (26)
- 2. Marc Edwards, FB, Notre Dame (55)  
(Choice from Philadelphia)
- 2. Choice to Philadelphia
- 3. Greg Clark, TE, Stanford (77)  
(Choice from Indianapolis)
- 3. Choice to Indianapolis
- 4. Choice to Miami
- 5. Choice to Indianapolis
- 6. Choice to Philadelphia
- 7. Choice to Philadelphia

**1998**  
**(April 18-19, 1998)**  
**(Drafted Alternately 28-29)**

- 1. R.W. McQuarters, CB, Oklahoma State (28)
- 2. Jeremy Newberry, C, California (58)
- 3. Chris Ruhman, T, Texas A&M (89)
- 4. Lance Schulters, DB, Hofstra (119)
- 5. Phil Ostrowski, G, Penn State (151)
- 6. Fred Beasley, RB, Auburn (180)
- 7. Choice to Chicago
- 7. Ryan Thelwell, WR, Minnesota (215)  
(Choice from Pittsburgh via Atlanta)

**1999**  
**(April 17-18, 1999)**  
**(Drafted 27th)**

- 1. Reggie McGrew, DT, Florida (24)  
(Choice from Miami)
- 1. Choice to Miami
- 2. Choice to Denver
- 3. Chike Okefor, DE, Purdue (89)
- 4. Choice to Indianapolis
- 4a. Anthony Parker, DB, Weber State (99)  
(Choice from Indianapolis)
- 4b. Pierson Prioleau, DB, Virginia Tech (110)  
(Choice from Philadelphia)
- 4. Choice to Cleveland
- 5. Choice to Miami
- 5a. Terry Jackson, RB, Florida (157)  
(Choice from Miami)
- 5b. Tyrone Hopson, G, Eastern Kentucky (161)
- 6. Tai Streets, WR, Michigan (171)
- 6. Choice to Atlanta
- 7. Kory Minor, LB, Notre Dame (234)

**2000**  
**(April 15-16, 2000)**  
**(Drafted Alternately 3-4)**

- 1. Choice to Washington
- 1. Choice to NYJ from Car. via Was.
- 1a. Julian Peterson, LB, Michigan State (16)  
(Choice from NE via NYJ)
- 1b. Ahmed Plummer, CB, Ohio State (24)  
(Choice from Washington)
- 2a. John Engelberger, DE, Virginia Tech (35)
- 2b. Jason Webster, CB, Texas A&M (48)  
(Choice from New York Jets)
- 3a. Giovanni Carmazzi, QB, Hofstra (65)
- 3b. Jeff Ulbrich, LB, Hawaii (86)  
(Choice from Seattle)
- 4. Choice to Green Bay
- 4. John Keith, S, Furman (108)  
(Choice from New York Jets via Green Bay)
- 4. Choice to Seattle from Washington
- 5a. Paul Smith, RB, Texas-El Paso (132)
- 5b. John Milem, DE, Lenoir-Rhyne (150)  
(Choice from Baltimore via Detroit, St. Louis & Chicago)
- 5. Choice to Denver from Washington via Seattle
- 6. Choice to Chicago



- 7. Choice to Cleveland via Chicago
- 7a. Tim Rattay, QB, Louisiana Tech (212)  
(Choice from New England via Philadelphia)
- 7b. Brian Jennings, TE, Arizona State (230)  
(Choice from Miami)

**2001**  
**(April 21-22, 2001)**  
**(Drafted Alternately 9-10)**

- 1. Andre Carter, DE, California (7)  
(Choice from Dallas via Seattle)
- 1. Choice to Seattle
- 2. Choice to Green Bay
- 2. Jamie Winborn, LB, Vanderbilt (47)  
(Choice from Green Bay)
- 3. Choice to Green Bay
- 3. Kevan Barlow, RB, Pittsburgh (80)  
(Choice from Green Bay)
- 3. Choice to Sea. from NO via GB
- 4. Choice to Green Bay
- 5. Choice Forfeited
- 6a. Cedrick Wilson, WR, Tennessee (169)  
(Choice from Chicago)
- 6. Choice to Detroit via New England
- 6b. Rashad Holman, CB, Louisville (179)  
(Choice from Green Bay)
- 6c. Menson Holloway, DE, Texas—El Paso (191)  
(Choice from Oakland via Seattle)
- 7a. Alex Lincoln, LB, Auburn (209)
- 7. Choice to Sea. from StL via GB
- 7b. Eric Johnson, TE, Yale (224)  
(Choice from Miami via Washington)

**2002**  
**(April 20-21, 2002)**  
**(Drafted 27th)**

- 1. Mike Rumph, CB, Miami (FL) (27)
- 2. Choice to Buffalo
- 3. Saleem Rasheed, LB, Alabama (69)  
(Choice from Buffalo)
- 3. Choice Forfeited
- 4a. Jeff Chandler, K, Florida (102)  
(Choice from Buffalo)
- 4b. Kevin Curtis, S, Texas Tech (127)
- 5a. Brandon Doman, QB, Brigham Young (163)
- 5b. Josh Shaw, DT, Michigan State (172)  
(Compensatory Choice)
- 6. Mark Anelli, TE, Wisconsin (201)
- 7a. Eric Heitmann, G, Stanford (239)
- 7b. Kyle Kosier, G, Arizona State (249)  
(Compensatory Choice)
- 7c. Teddy Gaines, DB, Tennessee (256)  
(Compensatory Choice)

**2003**  
**(April 26-27, 2003)**  
**(Drafted 26th)**

- 1. Kwame Harris, T, Stanford (26)
- 2. Anthony Adams, DT, Penn State (57)
- 3. Andrew Williams, DE, Miami (FL) (89)
- 4. **Brandon Lloyd, WR, Illinois (124)**
- 5. Aaron Walker, TE, Florida (161)
- 6. Arnaz Battle, WR, Notre Dame (197)
- 7. Ken Dorsey, QB, Miami (FL) (241)

**2004**  
**(April 24-25, 2004)**  
**(Drafted Alternately 16-15-14)**

- 1. Choice to Philadelphia
- 1. Choice to Carolina from Philadelphia
- 1. Rashaun Woods, WR, Oklahoma State (31)  
(Choice from Carolina)
- 2a. Justin Smiley, G, Alabama (46)
- 2b. Shawntae Spencer, CB, Pittsburgh (58)  
(Choice from Philadelphia)

- 3. Derrick Hamilton, WR, Clemson (77)
- 4a. Isaac Sopoaga, DT, Hawaii (104)  
(Choice from Was. and NE via Chi.)
- 4. Choice to Chicago
- 4b. Richard Seigler, LB, Oregon State (127)  
(Choice from Carolina)
- 5. Choice to Chicago
- 6. Choice to Green Bay
- 6a. **Andy Lee, P, Pittsburgh (188)**  
(Choice from Dallas via Green Bay)
- 6b. Keith Lewis, S, Oregon (198)  
(Compensatory Choice)
- 7a. Cody Pickett, QB, Washington (217)
- 7b. Christian Ferrara, DT, Syracuse (226)  
(Choice from Green Bay)

**2005**  
**(April 23-24, 2005)**  
**(Drafted 1st)**

- 1. Alex Smith, QB, Utah (1)
- 2. David Baas, G/C, Michigan (33)
- 3a. **Frank Gore, RB, Miami (FL) (65)**
- 3b. **Adam Snyder, G, Oregon (94)**  
(Choice from Philadelphia)
- 4. Choice to Philadelphia (102)
- 5a. Ronald Fields, DT, Mississippi State (137)
- 5b. Rasheed Marshall, WR, West Virginia (174)
- 6. Choice to Oak. through Phi., GB and NE
- 6. Derrick Johnson, DB, Washington (205)  
(Choice from Philadelphia)
- 7a. Daven Holly, DB, Cincinnati (215)
- 7b. Marcus Maxwell, WR, Oregon (223)  
(Choice from Detroit)
- 7c. Patrick Estes, TE, Virginia (248)
- 7d. Billy Bajema, TE, Oklahoma State (249)

**2006**  
**(April 29-30, 2006)**  
**(Drafted 6th)**

- 1a. **Vernon Davis, TE, Maryland (6)**
- 1b. Manny Lawson, LB, North Carolina State (22)  
(Choice from Washington through Denver)
- 2. Choice to Atlanta via G.B. and Denver
- 3. Brandon Williams, WR, Wisconsin (84)  
(Choice from Washington)
- 4. Michael Robinson, RB, Penn State (100)
- 5. Parys Haralson, LB, Tennessee (140)
- 6a. Delanie Walker, TE, Central Missouri State (175)
- 6b. Marcus Hudson, S, North Carolina State (192)  
(Choice from Tampa Bay)
- 6c. Melvin Oliver, DE, Louisiana State (197)  
(Choice from Jacksonville)
- 7. Vickiel Vaughn, S, Arkansas (254)

**2007**  
**(April 28-29, 2007)**  
**(Drafted 11th)**

- 1a. **Patrick Willis, LB, Mississippi (11)**
- 1b. **Joe Staley, T, Central Michigan (28)**  
(Choice from New England)
- 2. Choice to Indianapolis (42)
- 3a. Jason Hill, WR, Washington State (76)
- 3b. **Ray McDonald, DE, Florida (97)**  
(Compensatory Choice)
- 4a. Jay Moore, LB, Nebraska (104)  
(Choice from Washington)
- 4. Choice to New England (110)
- 4. Choice to Seattle (124)
- 4b. Dashon Goldson, S, Washington (126)  
(Choice from NE through Ind.)
- 4c. Joe Cohen, DT, Florida (135)  
(Compensatory Choice)
- 5. Tarell Brown, CB, Texas (147)
- 6. Thomas Clayton, RB, Kansas State (186)
- 7. Choice to Cleveland (213)

**2008**  
**(April 26-27, 2008)**  
**(Drafted 29th)**

- 1. Choice to New Orleans via New England (10)
- 1. Kentwan Balmer, DT, North Carolina (29)  
(Choice from Indianapolis)
- 2. Chilo Rachal, G, Southern California (39)
- 3. Choice to Chicago
- 3. Reggie Smith, CB, Oklahoma (75)  
(Choice from Chicago)
- 4. Cody Wallace, C, Texas A&M (107)
- 5. Choice Forfeited (142)
- 6. Joshua Morgan, WR, Virginia Tech (174)
- 7. Larry Grant, LB, Ohio State (214)

**2009**  
**(April 25-26, 2009)**  
**(Drafted 10th)**

- 1. **Michael Crabtree, WR, Texas Tech (10)**
- 2. Choice to Carolina (43)
- 3. Glen Coffee, RB, Alabama (74)
- 4. Choice to Carolina (111)
- 5a. Scott McKillop, LB, Pittsburgh (146)
- 5b. Nate Davis, QB, Ball State (171)
- 6. Bear Pascoe, TE, Fresno State (184)
- 7a. Curtis Taylor, S, Louisiana State (219)
- 7b. Ricky Jean Francois, DE, Louisiana State (244)

**2010**  
**(April 22-24, 2010)**  
**(Drafted 13th)**

- 1a. **Anthony Davis, T, Rutgers (11)**  
(Choice from Denver)
- 1. Choice to Denver (13)
- 1b. **Mike Iupati, G, Idaho (17)**  
(Choice from Carolina)
- 2. Taylor Mays, S, Southern California (49)
- 3. Choice to San Diego (73)
- 3. **NaVorro Bowman, LB, Penn State (91)**  
(Choice from San Diego)
- 4. Choice to Denver (113)
- 5. Choice to Miami (145)
- 6a. Anthony Dixon, RB, Mississippi State (173)  
(Choice from San Diego)
- 6b. Nate Byham, TE, Pittsburgh (182)
- 6c. Kyle Williams, WR, Arizona State (206)  
(Compensatory Choice)
- 7. Phillip Adams, CB, South Carolina State (224)

**2011**  
**(April 28-30, 2011)**  
**(Drafted 7th)**

- 1. **Aldon Smith, LB, Missouri (7)**
- 2. **Colin Kaepernick, QB, Nevada (36)**  
(Choice from Denver)
- 2. Choice to Denver (45)
- 3. Choice to Jacksonville (76)
- 3. **Chris Culliver, CB, South Carolina (80)**  
(Choice from Jacksonville)
- 4. Choice to Denver (108)
- 4. **Kendall Hunter, RB, Oklahoma State (115)**  
(Choice from San Diego)
- 5. Choice to Denver (141)
- 5. **Daniel Kilgore, G, Appalachian State (163)**  
(Choice from Green Bay)
- 6. Choice to Green Bay (174)
- 6a. Ronald Johnson, WR, Southern California (182)  
(Choice from Jacksonville)
- 6b. Colin Jones, S, Texas Christian (190)  
(Choice from Seattle)
- 7a. **Bruce Miller, FB, Central Florida (211)**
- 7. Choice to Green Bay through Detroit (231)
- 7b. Michael Person, G, Montana State (239)  
(Compensatory Choice)
- 7c. Curtis Holcomb, CB, Florida A&M (250)  
(Compensatory Choice)

**2012  
(April 26-28, 2012)  
(Drafted 30th)**

- 1. A.J. Jenkins, WR, Illinois (30)
- 2. **LaMichael James, RB, Oregon (61)**
- 3. Choice to Indianapolis (92)
- 4. Choice to Miami (97)  
(Choice from Indianapolis)
- 4. Choice to Carolina (103)  
(Choice from Miami)
- 4. **Joe Looney, G, Wake Forest (117)**  
(Choice from Detroit)
- 4. Choice to Detroit (125)
- 5. Darius Fleming, LB, Notre Dame (165)
- 6a. Trenton Robinson, S, Michigan State (180)  
(Choice from Carolina)
- 6. Choice to Detroit (196)  
(Choice from Miami)
- 6b. Jason Slowey, OL, Western Oregon (199)
- 7. Cam Johnson, LB, Virginia (237)

**2013  
(April 25-27, 2013)  
(Drafted 31st)**

- 1. **Eric Reid, S, Louisiana State (18)**  
(Choice from Dallas)
- 1. Choice to Dallas (31)
- 2. Choice to Tennessee (34)  
(Choice from Kansas City)
- 2a. **Cornelius "Tank" Carradine, DT, Florida State (40)**  
(Choice from Tennessee)
- 2b. **Vance McDonald, TE, Rice (55)**  
(Choice from Green Bay)
- 2. Choice to Green Bay (61)
- 3. Choice to Dallas (74)  
(Choice from Carolina)
- 3. **Corey Lemonier, LB, Auburn (88)**  
(Choice from Green Bay)
- 3. Choice to Green Bay (93)
- 4a. **Quinton Patton, WR, Louisiana Tech (128)**
- 4b. **Marcus Lattimore, RB, South Carolina (131)**  
(Compensatory Choice)
- 5. **Quinton Dial, DT, Alabama (157)**  
(Choice from Indianapolis)
- 6. Choice to Green Bay (173)  
(Choice from Cleveland)
- 6. **Nick Moody, LB, Florida State (180)**  
(Choice from Miami)
- 6. Choice to Green Bay (216)  
(Choice from Tennessee)
- 7a. B.J. Daniels, QB, South Florida (237)
- 7b. Carter Bykowski, T, Iowa State (246)  
(Compensatory Choice)
- 7c. Marcus Cooper, CB, Rutgers (252)  
(Compensatory Choice)

**2014  
(May 8-10, 2014)  
(Drafted 30th)**

- 1. **Jimmie Ward, DB, Northern Illinois (30)**
- 2. Choice to Denver (56)  
(Choice from Kansas City)
- 2. **Carlos Hyde, RB, Ohio State (57)**  
(Choice from Miami)
- 2. Choice to Jacksonville (61)
- 2. Choice to Miami (63)  
(Choice from Denver)
- 3a. **Marcus Martin, C, Southern California (70)**  
(Choice from Jacksonville)
- 3b. **Chris Borland, LB, Wisconsin (77)**  
(Choice from Tennessee)
- 3. Choice to Cleveland (94)
- 3c. **Brandon Thomas, G, Clemson (100)**  
(Compensatory Choice)
- 4a. **Bruce Ellington, WR, South Carolina (106)**  
(Choice from Cleveland)
- 4b. **Dontae Johnson, CB, North Carolina State (129)**
- 5a. **Aaron Lynch, LB, South Florida (150)**  
(Choice from Jacksonville)
- 5b. **Keith Reaser, CB, Florida Atlantic (170)**
- 5. Choice to Miami (171)  
(Choice from Denver)
- 6. **Kenneth Acker, CB, Southern Methodist (180)**  
(Choice from Cleveland)
- 7. Choice to Denver (242)  
(Choice from New Orleans)
- 7a. **Kaleb Ramsey, DE, Boston College (243)**  
(Choice from Carolina)
- 7b. **Trey Millard, FB, Oklahoma (245)**