

Faithful  *Faithful*
THEN NOW

SAN FRANCISCO 49ERS

2017 MEDIA GUIDE

Levi's[®] STADIUM

2017 SAN FRANCISCO 49ERS SCHEDULE

PRESEASON

Date	Opponent	Local Time	Pacific Time	Network
Friday, August 11	@ Kansas City	8:00 p.m.	6:00 p.m.	KPIX 5
Saturday, August 19	Denver		7:00 p.m.	KPIX 5
Sunday, August 27	@ Minnesota	7:00 p.m.	5:00 p.m.	NBC
Thursday, August 31	Los Angeles Chargers		7:00 p.m.	KPIX 5

REGULAR SEASON

Date	Opponent	Local Time	Pacific Time	Network
Sunday, September 10	Carolina		1:25 p.m.	FOX
Sunday, September 17	@ Seattle		1:25 p.m.	FOX
Thursday, September 21	Los Angeles Rams		5:25 p.m.	NFL Network
Sunday, October 1	@ Arizona		1:05 p.m.	FOX
Sunday, October 8	@ Indianapolis	1:00 p.m.	10:00 a.m.	FOX
*Sunday, October 15	@ Washington	1:00 p.m.	10:00 a.m.	FOX
*Sunday, October 22	Dallas		1:05 p.m.	FOX
*Sunday, October 29	@ Philadelphia	1:00 p.m.	10:00 a.m.	FOX
*Sunday, November 5	Arizona		1:05 p.m.	FOX
*Sunday, November 12	New York Giants		1:25 p.m.	FOX
Sunday, November 26	Seattle		1:05 p.m.	FOX
*Sunday, December 3	@ Chicago	12:00 p.m.	10:00 a.m.	CBS
*Sunday, December 10	@ Houston	12:00 p.m.	10:00 a.m.	FOX
*Sunday, December 17	Tennessee		1:25 p.m.	CBS
*Sunday, December 24	Jacksonville		1:05 p.m.	CBS
*Sunday, December 31	@ Los Angeles Rams		1:25 p.m.	FOX

A select number of games will be “cross-flexed,” moving between CBS and FOX to bring potentially under-distributed games to wider audiences. Some of those contests were announced today, while the remainder of “cross-flexed” games will be decided during the season.

*“Flexible scheduling” will be used in Weeks 10-15 and 17. Additionally, in Weeks 5-9, flexible scheduling may be used in no more than two weeks. In Weeks 5-15, the schedule lists the games tentatively set for Sunday Night Football on NBC. Only Sunday afternoon games are eligible to be moved to Sunday night, in which case the tentatively scheduled Sunday night game would be moved to an afternoon start time. Flexible scheduling will not be applied to games airing on Thursday, Saturday or Monday nights. A flexible scheduling move would be announced at least 12 days before the game. For Week 17, the Sunday night game will be announced no later than six days prior to December 31. The schedule does not list a Sunday night game in Week 17, but an afternoon game with playoff implications will be moved to that time slot. Flexible scheduling ensures quality matchups in all Sunday time slots in those weeks and gives “surprise” teams a chance to play their way into prime time.

49ERS MEDIA GUIDE CREDITS

Editors:	Bob Lange, Dan Beckler, Mike Chasanoff, Peter Volmut, Sam Drexler
Editorial Assistants:	Roger Hacker, Emily Lucas, Tessa Giammona
Photography:	Terrell Lloyd, Meg Williams, Michael Zagaris, Kym Fortino, Associated Press
Historical Photography:	Bill Fox, Jeff Bayer, Frank Rippon, Dennis Desprois, Dave Beronio

Presented by



TABLE OF CONTENTS

ORGANIZATION

2017 Schedule.....1
 Table of Contents.....2
 Club Directory.....3-4
 Denise DeBartolo York & John York - Co-Chairmen.....5-7
 Jed York - Chief Executive Officer.....8
 John Lynch - General Manager.....9-10
 Paraag Marathe - Chief Strategy Officer &
 Executive Vice President, Football Operations.....11
 Al Guido - President.....12
 Hannah Gordon - General Counsel.....13
 Brano Perkovich - Chief Investment Officer.....14
 Scott Sabatino - Chief Financial Officer.....15
 Executives & Vice Presidents.....16-25

LEVI'S® STADIUM

Levi's® Stadium Media Guide.....26-45

COACHES & FOOTBALL STAFF

Kyle Shanahan - Head Coach.....46-48
 All-Time 49ers Head Coaching Records.....49
 Coaching Staff.....50-82
 Pronunciation Guide.....83
 All-Time 49ers Coaches.....84-86
 Football Executives.....87-90
 Player Personnel & Scouting.....91-98
 Alumni Relations.....98
 Player Engagement.....99
 Athletic Training & Medical.....99-101
 Equipment.....102-103
 Video Operations.....104-105
 Groundskeeping.....105-107
 Logistics.....108
 Communications.....109-111

PLAYERS

Alphabetical Roster.....112
 Veteran Player Bios.....113-304
 2017 Rookie Bios.....305-319

2016 SEASON REVIEW

2016 Regular Season Statistics.....320-321
 2016 Player Participation.....322
 2016 Game-by-Game Starters & Inactives.....323
 2016-17 Transactions.....324-326
 2016 Game-by-Game Team Statistics.....327-339
 Last Times.....340-347
 2016 Game Summaries.....348-363

RECORDS

Individual Records.....364-401
 Opponent Individual Records.....402
 Team Records.....403-406

POSTSEASON

Postseason History.....407-408
 Individual Postseason Records.....409-415
 Team Postseason Records.....416
 Postseason Game Summaries.....417-429

ALL-TIME RESULTS

49ers Composite Results.....430
 1946-49 Schedule & Results.....430
 Year-by-Year Results & Statistics.....431-497
 Record vs. Opponents.....498-507
 Primetime Games.....508
 Monday Night Football Records.....509-510
 Offensive and Defensive Rankings.....511
 Overtime Games.....511-519
 Preseason Results.....520-522
 Home/Away Records.....523
 NFC West Standings.....524

HISTORY

Anthony J. Morabito - 49ers Founder.....525
 49ers Team Awards.....526-528
 NFL Award Winners.....529
 All-Time Player of the Month.....529
 All-Time Player of Week.....530
 Edward J. DeBartolo Sr. 49ers Hall of Fame.....531-535
 49ers Pro Football Hall of Famers.....536
 Retired Jerseys.....536
 Pro Bowlers.....537
 All-Pros.....538-539
 49ers Trade History.....540-542
 All-Time Roster.....543-553
 All-Time Practice Squad Roster.....554-556
 All-Time Undrafted Rookie Free Agents To Make The Roster.....557
 49ers Starters.....558-565
 Historical Highlights.....566-577
 49ers All-Time Presidents & Personnel Directors.....578

DRAFT HISTORY

49ers AAFC Draft (1946-49).....579
 49ers All-Time NFL Draft.....579-587

TRAINING FACILITY AND BUSINESS OFFICE

SAP PERFORMANCE FACILITY
 4949 MARIE P. DEBARTOLO WAY
 SANTA CLARA, CA 95054
 PHONE: (408) 562-4949

VISA BOX OFFICE

LEVI'S® STADIUM
 4900 MARIE P. DEBARTOLO WAY
 SANTA CLARA, CA 95054
 PHONE: (408) 579-4449

49ERS OFFICIAL WEBSITE

www.49ers.com

49ERS ON INSTAGRAM

@49ers

49ERS ON TWITTER

@49ers
 @49ersPR

49ERS ON FACEBOOK

www.facebook.com/SANFRANCISCO49ERS

49ERS ON VINE

@49ers

49ERS ON SNAPCHAT

officialSF49ers

LEVI'S® STADIUM WEBSITE

www.levisstadium.com

LEVI'S® STADIUM ON TWITTER

@LevisStadium

LEVI'S® STADIUM ON INSTAGRAM

@LevisStadium

LEVI'S® STADIUM ON FACEBOOK

www.facebook.com/levisstadium

STADIUM OPERATIONS

LEVI'S® STADIUM
 4900 MARIE P. DEBARTOLO WAY
 SANTA CLARA, CA 95054
 PHONE: (408) 673-2100

COLORS

49ERS RED (PANTONE 187C)
 49ERS GOLD (PANTONE 872C METALLIC)

FOUNDED

1946. JOINED NFL IN 1950

Please visit the 49ers media site to find the digital version of the media guide, as well as updated statistics, rosters, transcriptions, audio files and much more at <http://media.49ers.com>.

SAN FRANCISCO 49ERS DIRECTORY

OWNERSHIP

Denise DeBartolo York Co-Chairman
 John York Co-Chairman
 Jed York Chief Executive Officer
 John M. Sobrato Co-Owner
 Mark Wan Co-Owner
 Gideon Yu Co-Owner

EXECUTIVE MANAGEMENT

John Lynch General Manager
 Paraag Marathe Chief Strategy Officer & Executive Vice President, Football Operations
 Al Guido President
 Hannah Gordon General Counsel
 Brano Perkovich Chief Investment Officer
 Scott Sabatino Chief Financial Officer
 Patty Inglis Executive Vice President

COACHING STAFF

Kyle Shanahan Head Coach
 Robert Saleh Defensive Coordinator
 Richard Hightower Special Teams Coordinator
 Jon Embree Assistant Head Coach/Tight Ends
 John Benton Offensive Line
 Daniel Bullocks Assistant Defensive Backs
 Taylor Embree Offensive Quality Control
 Jeff Hafley Defensive Backs
 Johnny Holland Linebackers
 Stan Kwan Assistant Special Teams
 Mike LaFleur Wide Receivers/Passing Game Specialist
 Tem Lukabu Defensive Quality Control
 T.C. McCartney Offensive Assistant
 Mike McDaniel Run Game Specialist
 Vince Oghobaase Assistant Defensive Line
 DeMeco Ryans Defensive Quality Control
 Rich Scangarello Quarterbacks
 Bobby Slowik Defensive Quality Control
 Adam Stenavich Assistant Offensive Line
 Jason Tarver Senior Defensive Assistant
 Robert Turner Jr. Running Backs
 Jeff Zgonina Defensive Line
 Nick Kray Administrative Assistant To The Head Coach
 Patrick Hagedorn Assistant To The Coaching Staff
 Ray Wright Head Strength & Conditioning
 Michael Clay Assistant Strength & Conditioning
 Marquis Johnson Assistant Strength & Conditioning
 Dustin Perry Assistant Strength & Conditioning

FOOTBALL OPERATIONS

Brian Hampton Director of Football Admin. & Analytics
 Steve Wagner Manager of Football Systems
 Neil Mayfield Software Developer
 Dying Au Software Developer
 Kwesi Adofo-Mensah Manager of Football R&D
 Demetrius Washington Football R&D Analyst
 Richard Buffum Contract Administrator
 Jeff Diamond Salary Cap Analyst

PLAYER PERSONNEL & SCOUTING

Adam Peters Vice President of Player Personnel
 Martin Mayhew Senior Personnel Executive
 Ran Carthon Director of Pro Personnel
 Ryan Cordell Special Assistant to the General Manager
 Crowley Hanlon Special Assistant to Player Personnel
 Ethan Waugh Senior Player Personnel Coordinator
 Justin Chabot National Scout
 Chip Flanagan National Scout
 Tariq Ahmad Regional Scout
 Reggie Cobb Regional Scout
 RJ Gillen Pro Personnel Scout
 AJ Highsmith Pro Personnel Scout
 Darrell Moody Regional Scout

Kyle O'Dell Regional Scout
 Steve Rubio Regional Scout
 John Stevenson Regional Scout
 Josh Williams Regional Scout
 Jacob Nierob Player Personnel Assistant

FOOTBALL AFFAIRS

Keena Turner Vice President of Football Affairs
 Guy McIntyre Director of Alumni Relations
 Parys Haralson Director of Player Engagement
 Carri Wills Football Affairs Assistant
 Earl Smith Team Chaplain
 Steve Bono Alumni Coordinator
 Dan Bunz Alumni Coordinator
 Jesse Sapolu Alumni Coordinator
 Eric Wright Alumni Coordinator
 Charles Haley 49ers/NFL Hall of Fame Consultant
 Dwight Clark 49ers Hall of Fame Consultant

ATHLETIC TRAINING & MEDICAL

Jeff Ferguson Vice President of Medical Services & Head Athletic Trainer
 Manny Rivera Assistant Head Athletic Trainer
 Laura Schnettgoecke Assistant Athletic Trainer
 Ryan Donahue Rehabilitation Coordinator
 Jordan Mazur Coordinator of Nutrition
 Elliott Williams Director of Functional Performance
 Dr. Anthony Saglimbeni Primary Care
 Tim McAdams, M.D. Medical Director/Orthopaedic Surgeon
 Geoffrey Abrams, M.D. Orthopaedic Surgeon
 William Maloney, M.D. Orthopaedic Surgeon
 Gary Fanton, M.D. Orthopaedic Surgeon
 Chris Beaulieu, M.D. Radiologist
 Tomo Harada, D.C. Chiropractor
 Joe Leahy, D.C. Chiropractor
 David Meng, DDS Dentist
 Scott Hyver Team Ophthalmologist

EQUIPMENT

Jay Brunetti Equipment Manager
 Donovan "Doc" Dressler Assistant Equipment Manager
 Jeff Gilbert Assistant Equipment Manager
 Robert Lloyd Assistant Equipment Manager

VIDEO OPERATIONS

Michael Bracken Video Operations Manager
 William Brown Assistant Manager of Video Operations
 Bryan Ziebelman Video Operations Assistant

GROUNDSCKEEPING

Matthew Greiner Senior Manager & Head Groundskeeper
 Ryan VerNess Groundskeeping Manager
 Tim Hardman Groundskeeping Manager
 Colby Garlick Groundskeeper
 Salvador Barajas Groundskeeper

LOGISTICS

Steve Risser Director of Team Logistics
 Michael Slap Team Logistics Manager

COMMUNICATIONS

Bob Lange Vice President of Communications
 Dan Beckler Director of Football Communications
 Roger Hacker Director of Corporate Communications
 Mike Chasanoff Sr. Manager of Football Communications
 Emily Lucas Manager of Corporate Communications
 Peter Volmut Coordinator of Football Communications
 Tessa Giammona Corporate Communications Assistant

49ERS STUDIOS

Robert Alberino Jr. VP/Executive Producer
 Aron Kennedy Director of Gameday Productions & Broadcast Operations
 Wil Blackwell Director, Production
 Meghan Ryan Director, Digital & Social Media

Laura Johnson Senior Manager, Gameday Presentation, Live Events
 AJ Murray Stadium & Motion Graphics Manager
 Joe Fann Senior Team Reporter
 Johnny Volk Digital Editor
 Matthew Asher Digital Media Coordinator
 Billy Barnes Coordinator, Gameday Presentation, Live Events

Nate Steele Producer
 Daniel Mapes Producer
 Nick Schebetta Producer
 Keiana Martin Team Reporter
 Sarina Soriano Associate Producer
 Terrell Lloyd Senior Manager, Photography Services
 Megan Williams Team Photographer
 Kym Fortino Team Photographer
 Michael Zagaris Team Photographer

ACCOUNTING & FINANCE

Esther Chi Director of Accounting
 Jeff Fong Director of Finance
 Don Hutchinson Senior Manager of Financial Reporting
 Joan Pires Senior Manager of Payroll
 Hasan Khanzada Finance Manager
 Chris Steele Accounting Manager
 Frances Lin Senior Financial Analyst
 Connor Vander Zalm Senior Accountant
 Jake Cosenza Financial Systems Analyst
 Sean Kanegawa Revenue Accountant
 Ben Lui Staff Accountant
 Rosemary Salas Payroll Specialist
 Alyssa Kutz Accounts Payable Lead
 Jeremiah Lagasca Accounts Payable Specialist
 Marielle Verano Accounts Payable Specialist

ADMINISTRATION

Angele Cory Director, Office of the CEO
 Angela Banister Executive Administrative Assistant
 Jackie Brans Executive Assistant to the President
 Vinette Ly Executive Administrative Assistant
 Jessica Mayberry Executive Administrative Assistant
 Brittney Scott Executive Administrative Assistant

BROADCAST PARTNERSHIPS

Bob Sargent Director of Broadcast Partnerships

BUSINESS STRATEGY & ANALYTICS

Moon Javaid Vice President of Strategy & Analytics
 Steve Chan Director, Business Intelligence & Analytics
 Umesh Johari Director, Business Strategy & Analytics
 Alison Lu Manager, Business Strategy & Analytics
 Wade Fuller Business Intelligence Analyst
 Demar Amacker CRM Data Analyst
 Ben Burdick Analyst, Business Strategy & Analytics
 Julianne Jochym Analyst, Business Strategy & Analytics
 Amelia Huie CRM Coordinator

COMMUNITY RELATIONS

Stacy McCorkle Director of Community Relations
 Saya Lindsay Community Relations Coordinator
 Liz Malara Community Relations Specialist

FACILITY SERVICES

Bill Howell Director of Facilities
 Raul Sandoval Maintenance Supervisor
 Erik Bernal Lozano Custodian
 Santiago Garcia Custodian
 Jose Vasquez Custodian
 Eduardo Sandoval Custodian
 Miguel Sandoval Custodian
 Gael Basilio Custodian
 Rafael Herrera Maintenance Worker
 Santiago Higareda Banuelos Maintenance Worker

SAN FRANCISCO 49ERS DIRECTORY

HUMAN RESOURCES

Lisa Thompson.....Director, Human Resources
 Harpreet Basran.....Human Resources Manager
 Mykela Deranleau.....Human Resources Specialist
 Zakiya Konadu.....Human Resources Assistant
 Gabby Franklin.....Office Assistant

LEGAL AFFAIRS

Jihad Beauchman.....Associate General Counsel
 Rahul Chandhok.....Director of External Affairs
 Jesse Campbell.....Risk Manager
 Kimberly Kupitz.....Paralegal and Executive Assistant
 to the General Counsel

MARKETING

Aaron Llavore.....Art Director
 Allie Dicken.....Brand Marketing Manager
 Meagan Schreiner.....Marketing Events Manager
 DC Abramson.....Manager of Mascot Programming
 Roxy Mistry.....Digital Marketing Manager

Tyler Killingsworth.....Marketing Coordinator
 Matt Sisneros.....Graphic Designer
 Christine Zambetti.....Graphic Designer

NEW VENTURES

Sean Kundu.....Vice President of New Ventures
 Collin Meador.....Investment Associate

SECURITY

Dan Cory.....Vice President of Security
 Russell Butler.....Security Director
 Mike Anderson.....Director of Team Security
 Michael Gonzalez.....Operations Coordinator
 Alonso Martin.....Security Coordinator

TECHNOLOGY

Jim Bartholomew.....Director, Information Technology
 Albert Ng.....Network Engineer
 John Wallwork.....Manager, Information Technology
 Vernon Lee Jr.....Systems Administrator

Brian Itanen.....Desktop Technician
 Joseph Nguyen.....Desktop Technician

TICKET OPERATIONS

Jamie Brandt.....Vice President of Sales & Service
 Brad Dugan.....Director, Ticket Operations
 Trent Bartling.....Senior Manager, Ticket Operations
 Prima Patel.....Senior Manager, SBL & Ticket Finance
 Marcus Wong.....Manager, Ticket Operations
 Meghan Grenier.....Coordinator, Ticket Operations
 Sheel Patel.....Ticket Operations Specialist
 Nathan Brown.....Ticket Operations Specialist
 Danielle Miller.....Ticket Operations Specialist

YOUTH FOOTBALL

Jared Muela.....Director, Youth Football & Fan Engagement
 Tucker Baksa.....Manager, Youth Programs &
 Fan Engagement
 Nick Clarke.....Youth Programs Coordinator

FORTY NINERS STADIUM MANAGEMENT COMPANY DIRECTORY

ADMINISTRATION

Bernadette Pullon-Garcia.....Executive Admin. Assistant
 Mary Pires.....Administrative Engineering Coordinator
 Jamie Seiff.....Executive Administrative Assistant

CORPORATE PARTNERSHIPS

Brent Schoeb.....Vice President of Corporate Partnerships
 Nikki Hawkins.....Director, Partnership Services
 Safia Diab.....Manager, Partnership Services
 Krista Cullen.....Manager, Partnership Services
 Nate Racela.....Manager, Partnership Services
 Cassandra Trujillo.....Manager, Partnership Services
 Lindsey Arnold.....Manager, Partnership Services
 Kevin Hilton.....Director of Partnership Sales
 Tyson Lamp.....Manager, Partnership Sales
 Craig Martin.....Manager, Partnership Sales
 Colin Potter.....Account Executive, Partnership Sales
 Kyla Kajioka.....Coordinator, Partnership Sales & Services

ENGINEERING

Pat Rogan.....Director of Engineering Operations
 Roger Elu.....Chief Engineer
 Damon Andrews.....Assistant Chief Engineer
 Omar Garcia.....Stationary Engineer
 Dan Lee.....Stationary Engineer
 Doug Lopez.....Stationary Engineer
 Clinton Meyerhoff.....Stationary Engineer
 Rick Narayan.....Stationary Engineer
 Justin Rhodes.....Stationary Engineer
 Chris Scallan.....Stationary Engineer
 Scott Sotelo.....Stationary Engineer
 Matthew Toman.....Stationary Engineer
 Chucky Robinette.....Stationary Engineer
 Eric Gunsberg.....Apprentice Stationary Engineer

GUEST SERVICES

Kieran Nulty.....Director of Guest Services
 Jordan Cox.....Senior Manager, Guest Services
 Ashley Vind.....Uniform & Services Coordinator
 Kristin Marvel.....Guest Services Coordinator
 Sam Sugarman.....Guest Services Coordinator
 Ivy Daley.....Guest Services Coordinator

MUSEUM

Jesse Lovejoy.....Director, STEAM Education &
 49ers Museum
 Beth Atlas.....Manager & Curator, 49ers Museum
 Missy Morrill.....Museum Operations Coordinator
 Alex Carreon.....Manager, Levi's Stadium Tour Program
 Sofy Navarro.....Manager, STEAM Education

Josiah Rodriguez.....Coordinator, Instruction,
 STEAM Education
 Matt Hovik.....Coordinator, Staff Development,
 STEAM Education
 Bronwen Phillips.....Senior STEAM Educator,
 Administration
 Christina Anderson.....Lead STEAM Educator
 Todd Valentine.....Lead STEAM Educator

PREMIUM SALES

Paul Epstein.....Director of Sales & Business Development
 Nana Yaw.....Senior Manager, Premium Sales
 Raymond Tioseco.....Suite Sales Consultant
 Cameron O'Toole.....Suite Sales Consultant
 Katie Abrams.....Suite Sales Consultant
 Jose Martinez.....SBL Sales Consultant
 Michael Arredondo.....SBL Sales Consultant
 Stephen Crowell.....SBL Sales Consultant
 Christian Trigg.....SBL Sales Consultant
 Alexis Speliotis.....Group Sales Executive
 Kyle Snyder.....Group Sales Executive
 Jonathan White.....Group Sales Executive
 Greg Breiner.....Ticket Sales Executive
 Nick Lamprinakos.....Ticket Sales Executive
 Brian Mulcrone.....Ticket Sales Executive
 Nick Ortiz.....Ticket Sales Executive
 Sarah Schroeder.....Ticket Sales Executive
 Aaron Wicklund.....Ticket Sales Executive
 Michael Bojsza.....Hospitality Sales Executive
 Hayley Di Naso.....Hospitality Sales Executive
 Richard Esparza.....Hospitality Sales Executive

PREMIUM SERVICE

Dustin Albertson.....Director, Premium Services
 Kathy Revelo.....Senior Manager, Premium Services
 Matt Crowell.....Senior Manager, Member Experience
 Brandon Lohmann.....Manager, Premium Member Services
 Nicole Anthony.....Manager, Suite & Member Services
 Judy Quinata.....Suite Member Services Coordinator
 Courtney Considine.....Premium Member Services Rep.
 Alyssa Kelly.....Premium Member Services Rep.
 Ryan Scarlett.....Premium Member Services Rep.
 Hillary Wallach.....Premium Member Services Rep.

SECURITY

Lou Pezzola.....Security Director
 John Glischinski.....Senior Security Manager
 George Sams.....Security Systems Coordinator
 Bob Guillermo.....Security Coordinator
 Gregory Hart.....Security Coordinator
 Thomas Wong.....Security Coordinator
 Tommy O'Rourke.....Operational Support Specialist
 Jason Montgomery.....Shift Supervisor
 Dario Montenegro.....Security
 Stephen Nemeth.....Security

SPECIAL EVENTS SALES & SERVICE

Patricia Ernstrom.....Vice President, Special Events &
 Executive Director, 2019 College Football
 Playoff National Championship Host Committee
 Ryan Oppelt.....Director, Stadium Sports & Events
 Jarrod Silva.....Manager, Event Sales
 Katie Heldreth.....Special Events Sales Representative
 Catherine Pearson.....Manager, Event Planning
 Lauren Hall.....Event Planner
 Cicely Nash.....Event Planner
 Alexis Pinson.....Sales Coordinator

STADIUM OPERATIONS & LOGISTICS

Jim Mercurio.....Vice President, Stadium Operations &
 General Manager
 Craig Graber.....Director, Stadium & Event Operations
 Julian Sakti.....Director, Stadium Operations Logistics
 Nelson Ferreira.....Director, Technical Operations
 Dale Moul.....Senior Manager, Special Event Operations
 Shaun Ram.....Senior Manager, Stadium Logistics
 Tony Vroman.....Senior Manager, Stadium Operations
 Eve Alvarenga.....Stadium Operations, Systems &
 Reporting Manager
 Bob Mallamo.....Locker Room Manager
 Alicia Pratt.....Stadium Operations Project Manager
 Cameron Lacson.....Manager, Stadium Logistics
 Logan Irons.....Manager, Stadium Operations
 Greg Shore.....Manager, Stadium & Event Operations
 James Summers II.....Technical Operations Manager
 Jesse Richmond.....Audio/Visual Coordinator
 Dominic Roja.....Loading Dock Coordinator
 Daniel Carvajal.....Logistics Coordinator
 Vincent Sotto.....Logistics Coordinator
 Carlos Monroy.....Stadium & Special Event Coordinator
 Analisa Robles.....Stadium Operations Coordinator
 Camila Borsato.....Stadium Operations Coordinator
 Roberto Benavides.....Warehouse Coordinator
 Doug Purdy.....Stadium Operations Staff



DENISE DEBARTOLO YORK & JOHN YORK

CO-CHAIRMEN

Denise and John York bring long and distinguished careers in sports and business to their roles as Co-Chairmen of the San Francisco 49ers, where they combine their passion for building a championship team with their commitment to being the best possible business partners and community citizens.

A FORTY-YEAR LEGACY IN BUSINESS AND PRO SPORTS

Since Denise's father, Edward J. DeBartolo Sr., purchased the 49ers in 1977, she has been an integral part of four decades of 49ers football, including 44 playoff contests and five Super Bowl victories. Earlier in her career, Denise served as President of the Pittsburgh Penguins hockey team. Under her leadership, the Penguins were revitalized and transformed into a championship team, winning the Stanley Cup. She is one of only 12 women to have her name engraved on hockey's famed championship trophy.

A successful entrepreneur, John spent years as Senior Vice President/Director of Racing Operations for the DeBartolo Corporation, instituting programs designed to enhance the fan experience and raise the profile of thoroughbred horse racing. John, a noted pathologist, began his business career in 1982 as founder of DeYor Laboratories in Youngstown, Ohio. From three employees, he molded the company into a 500-person operation with facilities in three states before selling the company to Corning, Inc., in 1993.

As co-chairs of the 49ers, Denise and John provide the resources and guidance to uphold the 49ers celebrated history and oversee the team's relationship with the Commissioner of the National Football League and other team owners.



TAKING A LEADERSHIP ROLE IN THE NFL

Denise and John's dedication to the sport of football extends to the top levels of the NFL.

Denise is an active member of the Pro Football Hall of Fame Committee, where she helps to oversee the League's ongoing support of the museum that pays tribute to the triumphs of professional football's greatest stars, including 26 legendary members of the San Francisco 49ers.

John is Chairman of the NFL's Health & Safety Advisory Committee, which was established in 2011. He is also a member of both the League's Audit and International committees, the latter of which he previously served as Chairman. Under his leadership, the 49ers became the first team to play a regular season game outside the borders of the United States, taking on the Arizona Cardinals in front of 100,000 fans at Azteca Stadium in Mexico City. Under his direction, the League expanded its presence abroad with regular season games at Wembley Stadium in London, England. San Francisco has played in London's Wembley Stadium twice, defeating the Denver Broncos in 2010 and the Jacksonville Jaguars in 2013.

CELEBRATING THE TEAM'S LEGENDARY HISTORY

Denise and John have played a pivotal role in fostering tremendous relationships with former players and coaches to help celebrate seven monumental decades of 49ers football. Over the past decade, Denise and John have brought back every Hall of Fame enshrinee from the 49ers to be honored for their tremendous contributions to Bay Area sports.

Levi's Stadium opened in 2014 with one of the premiere features of the venue being the 49ers Museum presented by Sony, which houses the Edward J. DeBartolo Sr. 49ers Hall of Fame. The two-level, 20,000 square foot space is dedicated to showcasing the past, present and future of the 49ers organization and its commitment to education and innovation.

Under the guidance of Denise and John, the team hosts its annual alumni weekend event to give all players who have donned the red and gold throughout the team's history a chance to catch up with old friends. They have also worked with players like Joe Montana, Steve Young and Dwight Clark, and the members of the 1981 49ers defense to re-enact and commemorate some of the team's most famous plays such as "The Catch" and the goal line stand that propelled the team to its first Super Bowl victory. As the team said goodbye to Candlestick Park in 2013, the 49ers commemorated many great memories by honoring the Top 10 moments in the storied history of the venue by welcoming back the alumni who helped make them all possible.

ENHANCING THE FAN EXPERIENCE

Denise and John are dedicated to embracing the passion of 49ers fans everywhere. They are committed to giving fans an opportunity to experience the excitement of 49ers football year-round, and they have made it their mission to embrace the Faithful as family.

Levi's Stadium is the culmination of their vision to create an unparalleled game day experience for 49ers fans. The venue not only provides fans the ultimate place to enjoy 49ers football, but it also plays host to a number of world-class sports and entertainment events throughout the year. Through the integration of innovative technology, sustainable practices and groundbreaking design elements, Levi's Stadium accurately reflects the best of the Bay Area while bringing fans closer to the game.

Visitors to Levi's Stadium immediately notice wider, open concourses that look back into the lower bowl so fans don't miss a minute of the action while waiting for food. A significant increase in the number of points of sale for concessions and merchandise and in the number of restrooms was done to limit congestion. From their seats, visitors can marvel at more than 19,000 square-feet of video board space, while using the Levi's Stadium App to order food, beverages and merchandise or to watch replays of the action on the field in real-time. Those who visit the NRG Solar Terrace on the roof of the stadium's suite tower are treated to unbelievable views, while being shaded by 49 solar panel arrays that helped make the venue the first stadium home to an NFL team to open with LEED Gold certification. Levi's Stadium is also the first home of an NFL team to earn dual LEED Gold certifications, achieving its second distinction for operations and maintenance of an existing building in 2016.

Levi's Stadium features three signature locations - The 49ers Museum presented by Sony, Michael Mina's Bourbon Steak and Bourbon Pub restaurants, and the 49ers Team Store. Packaged with the venue's public tours and its special events program, these elements make Levi's Stadium a year-round destination.

Levi's Stadium garnered international recognition by receiving the prestigious honor of *Sports Business Journal's* 2015 Sports Facility of the Year and the 2015 Sports Venue of the Year at TheStadiumBusiness Awards in Barcelona, Spain. The venue has also received several recognitions from the sustainability industry - including the 2017 TheStadiumBusiness Environmental Award of the Year - for its environmentally friendly design and operations plan, both of which were mandated by the York family.

MAKING A DIFFERENCE IN THE LIVES OF OTHERS

Under the leadership of Denise and John, the team's community outreach programs and 49ers Foundation have grown tremendously and are recognized among the most impactful in all of professional sports. In recognition of their tremendous commitment to philanthropy and community, the 49ers were named the 2017 ESPN Sports Humanitarian Team of the Year after being two-time finalists for the award in 2015 & 2016. The 49ers were also named Pop Warner Little Scholars Team of the Year in 2017 after previously being named Beyond Sport's 2015 Sport Team of the Year for Outstanding Philanthropic Sports Organization and the 2013 winner of the prestigious Robert Wood Johnson Foundation Steve Patterson Award for Sports Philanthropy.

The 49ers Foundation is the non-profit community funding extension of the San Francisco 49ers. Now in its 26th year, the 49ers Foundation supports development programs for underserved youth that keep them "Safe, On Track, and In School." Since 1992, the Foundation has donated \$40 million to support non-profits. Through the stewardship and active involvement of 49ers team owners Denise and John York, in 2016 alone, the 49ers committed \$4 million to Bay Area non-profits, including a \$1 million gift to support the 49ers STEM Leadership Institute in cooperation with Chevron, the Santa Clara Unified School District and the Silicon Valley Education Foundation and the ribbon cutting on the \$1 million Fab Lab Santa Clara in September 2016. It also included a \$250,000 donation to Khan Academy to support the expansion of their online STEM-aligned education platforms. Each of the last six years, 100 percent of players participated in one-or-more community programs and were joined by ownership, coaching staff, executives or their families at most of these events.

The 49ers ongoing efforts to promote education took significant steps forward in 2014 as Denise and John launched two new educational initiatives designed to make a long-lasting impact for youth throughout the Bay Area and especially in Santa Clara. The 49ers STEAM Education Program - housed at the Denise DeBartolo York Education Center at Levi's Stadium - provides learning platforms that connect, inspire and engage 60,000 K-8 Santa Clara and greater Bay Area students annually. With more than 150,000 participants engaged in STEAM conversations to date, more than 50% come from Title I designated schools. The 49ers innovative program taps into a passion point for youth by using football as a platform for teaching content-rich lessons in STEAM (Science, Technology, Engineering, Art, and Mathematics), ingraining valuable life skills and encouraging physical activity.

The first professional sports organization to embrace the STEAM learning concepts for youth and provide on-site free programming, the 49ers STEAM Education Program continuously evolves to enhance the student experience. By integrating innovative concepts that support classroom learning in the community and beyond, the 49ers are committed to remaining an industry leader in STEAM education.

Deploying a multi-faceted approach, in 2014 the San Francisco 49ers launched the 49ers STEM Leadership Institute (SLI), a collaborative education venture with 60 high-achieving 7th graders at the Chevron STEMZONE at Cabrillo Middle School in Santa Clara, Calif. The six-year program exposes students to a rigorous curriculum of science, technology, engineering and math, strengthening their skills to prepare them for eventual entry to top-tier colleges in STEM fields and STEM careers. In fall 2016, the program - now serving 240 students - expanded to Santa Clara High School (SCHS) and, at full capacity in 2019, will serve 360 students from 7th through 12th grade.

In recognition of their community involvement, the couple has been honored with a number of accolades including the Children Discovery Museum's Legacy for Children Award, City Year's Service Leadership Award, Silicon Valley Exemplary Community Leadership Award by Silicon Valley FACES, Outstanding Corporate Philanthropy Award at the Catholic Charities/Catholic Youth Organization's Loaves and Fishes Dinner, and annual inclusion on the Top Corporate Philanthropists list for the *San Jose/Silicon Valley Business Journal*.

The couple's passion for community involvement extends beyond the Bay Area as well. John has been honored with Loyola University's Stritch Medal - the highest honor awarded by the school - for his ongoing contributions to his alma mater. Denise and John were honored with the Youngstown Hearing and Speech Center's Great Communicators Award in recognition of their philanthropic leadership. The couple continues to support the Boys and Girls Club of Youngstown, Making Kids Count and the Mahoning Valley United Way, while also being intimately involved with the Edward J. DeBartolo Sr. Memorial Scholarship Foundation, which awards college scholarships to deserving Youngstown area high school seniors.

Denise continues to provide mentoring and tuition assistance for at-risk youth throughout all levels of education. She also works with the local food bank and supports Rescue Mission, Akron Children's Hospital Mahoning Valley, Beatitude House, Youngstown Neighborhood Development, YWCA Scholarship Program, Women in Entrepreneurship Program at Youngstown Business Incubator and made a substantial contribution to the new Youngstown State University Veteran's Resource Center. Denise is also passionate about cancer-related causes, including The Serenity Garden at the Joanie Abdu Comprehensive Breast Care Center and the A Way With Words Foundation.

PUTTING FAMILY FIRST

Though Denise and John have accomplished much in their professional careers, they first define themselves as husband, wife, and parents.

Their eldest son, Jed, now carries on the family's legacy -- begun by his grandfather Edward J. DeBartolo Sr., his Uncle Eddie DeBartolo Jr., and his parents -- by serving as CEO of the 49ers. Their son, Tony, is currently an entrepreneur in the high-tech industry in the Bay Area, and is involved with support programs for incarcerated juveniles alongside team pastor Earl Smith. Their twin daughters, Jenna and Mara, have worked in the Napa Valley wine industry for several years and are active participants with the 49ers Foundation and Community Relations efforts. All of the York children share their parents' passion for community service and are very active in the 49ers Foundation. Denise and John, have two grandchildren, Jaxon and Brixton, the sons of Jed and his wife, Danielle.





JED YORK

CHIEF EXECUTIVE OFFICER

13TH NFL SEASON » 13TH WITH 49ERS

BUILDING A CHAMPIONSHIP TEAM

As chief executive officer of the San Francisco 49ers, Jed York oversees all aspects of the organization. Now in his eighth year as CEO, York has been a driving force behind the 49ers success on and off the field during that time. York recognizes and shares the ongoing passion of the team's faithful fans.

During York's tenure, the team has experienced great success having won two NFC West Division titles, advanced to three consecutive NFC Championship Games and a Super Bowl. His strong leadership was also instrumental in providing the team and its fans a state-of-the-art new home one year ahead of schedule. On April 19, 2012, the Santa Clara Stadium Authority broke ground on Levi's Stadium and enlisted the 49ers to manage the construction process which achieved a ribbon cutting just two years later.

Designed to set a new standard for the stadium experience, Levi's Stadium has become known as one of the iconic sports and entertainment venues in the world. The building has already garnered international acclaim having been named 2015 Sports Venue of the Year by the *Sports Business Journal* and Venue of the Year at the 2015 Stadium Business Awards in Barcelona, Spain. In just its first three years of operation, Levi's Stadium has already successfully hosted Super Bowl 50, Wrestlemania 31, Copa America Centenario and U2, among a host of other world-class sports and entertainment events.

RECOGNIZING THE 49ERS FAITHFUL

A 49ers fan since birth, York recognizes that the success of the 49ers hinges on the team's faithful fans, and he is committed to honoring them for their passion and enthusiasm. Most recently, York recognized the unique opportunities Levi's Stadium presented the team and its fans, and he directed the organization to capitalize.

From the time Levi's Stadium was just a concept, creating the ultimate game day experience for 49ers fans was at the core of the York family's vision. The unique approach taken to designing the venue and bringing that vision to life incorporated one of the Bay Area's most notable natural resources - innovative technology. As York has repeatedly stated, Levi's Stadium may not be the biggest stadium, but it will be the smartest.

With technology woven into its backbone, the building not only allows visitors to customize their own individual experience through the use of the Levi's Stadium App, but it is also able to seamlessly evolve throughout the decades to come. In addition to groundbreaking design elements that bring fans closer to the game, the venue is a showcase for the region's sustainable efforts and world-class wine and cuisine. Fans have also come to recognize Levi's Stadium as a year-round destination that features a restaurant headlined by an award-winning chef and a museum dedicated to honoring the team's storied history, while also using football as a means to educate Bay Area youth.

Under York's leadership, the team established the Edward J. DeBartolo, Sr. 49ers Hall of Fame in 2009, to commemorate the significant accomplishments of some of the team's biggest stars and key contributors. Named for his grandfather and the beloved patriarch of the 49ers, the Hall of Fame automatically inducted those 49ers greats that have either had their jersey numbers retired by the team or have been inducted into the Pro Football Hall of Fame. York, shortly thereafter, announced the Hall of Fame's inaugural inductee, his uncle, Edward J. DeBartolo, Jr., who was enshrined during the 2009 season. The 49ers Hall of Fame now has a home inside the new 49ers Museum presented by Sony at Levi's Stadium.

Also located inside the 49ers Museum is the Denise DeBartolo York Education Center, which provides learning platforms that connect, inspire and engage 60,000 K-8 Santa Clara and greater Bay Area students annually. Featuring content-rich lessons in science, technology, engineering, art and mathematics, the highly interactive center promotes physical activity and valuable life skills.

CARRYING ON THE FAMILY'S LEGACY

York's roots with the 49ers run deep. He is the oldest child of Denise and John York, the co-chairmen of the team. York's uncle and godfather, Eddie DeBartolo, also known to fans as "Mr. D", has long served as a mentor.

York began his career as a financial analyst at Guggenheim Partners, a diversified financial services firm. He worked in the firm's New York office in several areas, including private wealth management, hedge funds risk analysis, and collateralized debt obligations. York currently serves on two key committees, Stadium and Digital Media, assigned to address facets of National Football League business.

Born and raised in Youngstown, OH, York was a student athlete at Cardinal Mooney High School where he was captain of the baseball team as well as student body president. After high school, York decided to carry on a family tradition by attending the University of Notre Dame, where he earned a degree in both finance and history. York was a member of Phi Alpha Theta, the National History Honors Society.

York credits his parents, his uncle Eddie, and his grandfather Edward DeBartolo, Sr. as being positive role models and for teaching him character values such as integrity, a strong work ethic, and respect for others. He is pleased to carry on his family's commitment to community by serving as a board member at Tipping Point Community, the Common Wealth Club, the Chegg Foundation, Dignity Health Foundation, Bay Area Council, Silicon Valley Leadership Group, and the Council on Foreign Relations.

Besides his tremendous passion for the 49ers, York enjoys traveling, fishing, and playing cards, which he learned from his grandfather.

Jed lives in the Bay Area with his wife, Danielle, and two sons, Jaxon and Brixton.





JOHN LYNCH

GENERAL MANAGER

1ST NFL SEASON » 1ST WITH 49ERS

One of the most respected players to ever play the game of football, and a four-time finalist for the Pro Football Hall of Fame, John Lynch enters his first season as the team's General Manager following a 15-year playing career and more than eight seasons as an NFL analyst.

Lynch joined the 49ers in February of 2017 after serving as a color analyst for FOX Sports from 2009-16. In his final season of 2016 with FOX, he manned the number two broadcast crew alongside play-by-play announcer Kevin Burkhardt.

Prior to his time at FOX, Lynch constructed one of the all-time great NFL careers while with the Tampa Bay Buccaneers (1993-2003) and the Denver Broncos (2004-07). A four-time All-Pro and nine-time Pro Bowl selection, he played in 224 games (191 starts) and registered 1,277 tackles, 13.0 sacks, 26 interceptions, 16 forced fumbles, eight fumble recoveries and 100 passes defended. Lynch also started all 12 playoff games in which he appeared and tallied 71 tackles, two interceptions and 12 passes defended. He was a Buccaneers team captain as the squad achieved the crown jewel of team sports, a victory in Super Bowl XXXVII, and has been inducted into the Ring of Honor in both Tampa Bay and Denver.

Lynch attended Stanford University where he excelled in both football and baseball. On the football field, he earned Second-Team All-American and First-Team All-Pac-10 Conference honors as a senior, while playing for Hall of Fame head coach Bill Walsh. Lynch was later selected in the third round (82nd overall) of the 1993 NFL Draft by Tampa Bay. Following his career on the diamond for the Cardinal, he was selected in the second round (66th overall) of the 1992 Major League Baseball Draft by the Florida Marlins.

In addition to his stellar play on the field, Lynch is also a pillar of the community. He and his wife, Linda, formed the John Lynch Foundation, which is committed to inspiring young people to become leaders through scholarship, sport participation and community involvement. The Foundation is committed to developing leaders by encouraging dreams, providing programs that assist and motivate, and recognizing achievement and excellence.


Lynch was the recipient of the 2006 Bart Starr Award, which is voted upon by players throughout the NFL and recognizes a player who shows outstanding character and leadership in the home, on the field and in the community. He was also presented with The Byron "Whizzer" White Award, which is given annually to the NFL player who serves his team, community and country in the spirit of Bryon Raymond White.

John and his wife, Linda, have four children - Jake, Lindsay, Lilly and Leah.

LYNCH'S GOLDEN NUGGETS

- Lynch is a member of the Tampa Bay Buccaneers Ring of Honor (2016) and the Denver Broncos Ring of Fame (2016).
- One of seven players in NFL history to make at least four Pro Bowls with multiple teams (Tampa Bay - 5; Denver - 4).
- His nine Pro Bowl selections rank 2nd in NFL history among safeties, behind Pro Football Hall of Fame S Ken Houston (10).
- A four-time AP All-Pro selection (1999-2002), Lynch also won Super Bowl XXXVII as a member of the Buccaneers.
- Attended Stanford University (1989-92) where he played both football and baseball. He earned Second-Team All-American and First-Team All-Pac-10 Conference honors as a senior while playing for Hall of Famer and former 49ers head coach Bill Walsh.
- Selected in the second round (66th overall) of the 1992 Major League Baseball Draft by the Florida Marlins.
- In August of 2000, he and his wife, Linda, formed the "John Lynch Foundation" to provide "encouragement and positive alternatives for young people."





JOHN LYNCH'S ACCOLADES

49ERS GENERAL MANAGER

A CASE FOR CANTON

In each of the past four seasons, semifinalists for the Pro Football Hall of Fame have been trimmed to 15 finalists, with John Lynch being one of those 15 finalists all four years.



4X PRO FOOTBALL HALL OF FAME FINALIST (2014-17)

HIGH PRAISE

"I am very excited for John and the opportunity he has with the San Francisco 49ers. He has all the traits you would want in a person to lead your football team. He knows the game and knows what it takes to win. John was instrumental in the turnaround of our Bucs team and he has a vision of how to do that with the 49ers. He's a great communicator and will be able to get his vision across to everyone in the organization. I have no doubt he will do an outstanding job."

- Pro Football Hall of Famer Tony Dungy



EVERYWHERE HE GOES

Throughout each of John Lynch's stops in the NFL, success seems to follow him. In 2016, Lynch was inducted into the Tampa Bay Buccaneers Ring of Honor, having spent 11 seasons with the team (1993-2003) after being selected in the third round (82nd overall) of the 1993 NFL Draft. He was also enshrined into the Denver Broncos Ring of Fame after playing four seasons (2004-07), becoming one of just a few individuals to receive such an honor from multiple teams.



PRO-BOWL CREDENTIALS

In 15 NFL seasons, Lynch earned nine trips to the Pro Bowl, tied for the second-most in NFL history among safeties.

9 Pro Bowl Selections



MOST PRO BOWL SELECTIONS AT SAFETY IN NFL HISTORY

Rank	Player	Pro Bowls	Years
1.	Ken Houston	10	1971-80
2t.	John Lynch	9	1998, 2000-02, 2005-08
	Ed Reed	9	2004-05, 2007-13
3t.	Steve Atwater	8	1991-97, 1999
	Troy Polamalu	8	2005-09, 2011-12, 2014

4X ASSOCIATED PRESS ALL-PRO SELECTION

1999 FIRST-TEAM **2000** FIRST-TEAM

2001 SECOND-TEAM **2002** SECOND-TEAM

OTHER NOTEABLE AWARDS & HONORS

1996

- NFC Defensive Player of the Week (Week 13)

1999

- Football Digest All-Pro
- Pro Football Weekly All-Pro
- Sports Illustrated All-Pro
- The Sporting News All-Pro
- USA Today All-Pro

2000

- NFL Defensive Back of the Year (NFL Alumni)
- NFLPA's Unsung Hero Award
- College and Pro Football Newsweekly All-Pro
- Football Digest All-Pro
- Pro Football Weekly All-Pro
- Sports Illustrated All-Pro
- The Sporting News All-Pro

2001

- NFL Insider's All-Interview Team
- Ed Block Courage Award
- College and Pro Football Newsweekly All-Pro
- Pro Football Weekly All-Pro

2002

- Walter Payton NFL Man of the Year Award Finalist
- Football Digest Second-Team All-Pro
- Leadership Excellence Award from Don Shula
- Tampa Tribune's People's Champion Award (along with wife, Linda)
- Florida Sports Hometown Heroes Award
- Irish America Magazine Top-100 Most Influential Irish Americans

2003

- Walter Payton NFL Man of the Year Award Finalist
- The Sporting News 100 Best Players List
- NFL.com All-Interview Team

2005

- Walter Payton NFL Man of the Year Award Finalist
- AFC Defensive Player of the Week (Week 17)

2006

- NFL Bart Starr Award
- Byron "Whizzer" White Award
- Wooden Cup Award

2007

- Darrent Williams Good Guy Award



PARAAG MARATHE

CHIEF STRATEGY OFFICER & EXECUTIVE VICE PRESIDENT, FOOTBALL OPERATIONS

17TH NFL SEASON » 17TH WITH 49ERS

Paraag Marathe is in his 17th year with the 49ers, and second as chief strategy officer and executive vice president of football operations. Marathe is also a managing partner in the investment entity created by the York Family.

On the team side, Marathe reports directly to 49ers CEO Jed York and has a key role in major strategic decisions for the club as Chief Strategy Officer. He also continues in his long-respected role as the team's chief contract negotiator and salary cap architect, while overseeing the team's football analytics department.

As part of the 49ers York family's investment entity, Marathe has already led a number of transactions as the team looks for investment opportunities in and out of sports to expand the 49ers brand. In 2015, Marathe was selected as a member of the *Sports Business Journal's* Forty Under 40 class.

While serving as team President for two years (2014-15) and chief operating officer for four years (2010-13), Marathe helped bring to life the vision of an unparalleled fan experience at Levi's Stadium. The vision was to be a physical representation of all that is special about the Bay Area, in particular its innovative technology, sustainability, and culture. Levi's Stadium features several elements that accomplish those goals, including the 49ers Museum presented by Sony, Michael Mina's world-class restaurants - Bourbon Steak and Bourbon Pub, television and radio production studios, the flagship 49ers Team Store, a 27,000 square foot green roof and the Levi's Stadium mobile app that allows fans to personalize their visit to the venue. Marathe played a critical role on the small team that founded and incubated VenueNext, a company whose vision is to use technology to set a new standard for the live event experience.

In addition to 49ers games, the venue has hosted a myriad of non-NFL events such as Super Bowl 50, WrestleMania 31, the 2015 NHL Stadium Series, multiple PAC 12 Championship Games, the Foster Farms Bowl, concerts, and international soccer. Under Marathe's leadership, the stadium garnered industry acclaim, most notably the prestigious honor of *Sports Business Journal* 2015 Sports Facility of the Year and Venue of the Year at the 2015 Stadium Business Awards in Barcelona, Spain.

Prior to being named team President, Marathe spent several seasons as the team's COO. Under his direction, the 49ers experienced tremendous progress off the field, with the construction of Levi's Stadium being the focal point of the club's efforts. His leadership has proven integral to the club's short-term and long-term business strategy, as he set the vision and hired many of the current executive team members, while the club transitioned from Candlestick Park to Levi's Stadium.

Marathe also holds a leadership position on the football side. He is responsible for the 49ers compliance with the NFL's collective bargaining agreement and works alongside general manager John Lynch and head coach Kyle Shanahan on all aspects of the club's football operations.

Marathe has played an integral role in helping the 49ers maintain a solid veteran nucleus, negotiating contract extensions in recent years with a number of key players, including All-Pros LB NaVorro Bowman and T Joe Staley, as well as TE Vance McDonald. Additionally, Marathe's work during free agency has helped to land accomplished veteran players, such as WR Pierre Garçon and Pro Bowlers K Robbie Gould and FB Kyle Juszczyk. Over the years, Marathe has consistently kept the club in a competitive salary cap position.

Prior to joining the 49ers, Marathe spent several years at management consulting firm Bain & Company, as a Senior Associate Consultant, where he advised clients in a variety of industries including private equity, venture capital, software, retail, sports footwear, consumer products, and health clubs. Before that, Marathe worked in the sports consulting group at the International Management Group (IMG), where he concentrated primarily on stadium naming rights deals, corporate sponsorships, and athlete endorsements.

A native of Saratoga, CA, Marathe's passion for the 49ers was instilled at a very young age. As an avid Bay Area sports fan, he has rarely missed any 49ers games since he was six years old. Marathe's Bay Area roots run deep, having received his bachelor's degree with high honors from the Haas School of Business at the University of California-Berkeley and his MBA from Stanford University's Graduate School of Business.

Outside of the 49ers, Marathe is actively involved in the Bay Area community with organizations and causes that are personally important to him. He currently sits on the Board of Directors for Andrea's Voice and Project HEAL, two nonprofits that are focused on bringing awareness and funding, respectively, for fighting eating disorders. He serves on the Board of the Sequoia Hospital Foundation, where his daughter was born. Marathe is also a Lecturer at Stanford's Graduate School of Business, co-teaching two courses: Sports Business Investment and Negotiations.

Marathe, his wife, Jennifer, and daughter, Juniper, live in Los Altos, CA.



AL GUIDO

PRESIDENT

11TH NFL SEASON » 4TH WITH 49ERS

Al Guido was named President of the San Francisco 49ers on February 15, 2016. Guido oversees all key business initiatives for the team.

Prior to being named President, Guido served as the team's chief operating officer from 2014-16. Under his direction, the construction and year-one operations of Levi's Stadium exceeded all projections - finishing under budget on construction, with lower public debt than expected, delivering \$2.8 million to the City of Santa Clara general fund from non-event revenue in just the first eight months of operations, and fully funding reserve cash balances for the Santa Clara Stadium Authority.

Levi's Stadium has proven itself as a 360 degree entertainment venue in its first three years under Guido's leadership. The venue has hosted Super Bowl 50, Wrestlemania 31, Major League Soccer, multiple Pac-12 Championship Football games, International Soccer giants Manchester United and Barcelona, Taylor Swift, Kenny Chesney, Grateful Dead, and NHL Outdoor Classic. This summer the stadium will play host to the largest soccer tournament on U.S. soil since the World Cup with the Copa America Centenario and will host the prestigious College Football National Championship Game, in 2019.

Guido led the sales team that made the stadium a reality, highlighted by the record-setting Stadium Builders License sales campaign for the stadium's seats and suites that generated nearly half of the \$1.2 billion construction cost of the stadium. The team has signed more than a dozen partners investing seven-figures annually for 10 years, including Levi's Stadium naming rights at \$220 million, with more than \$650 million in corporate partnership investment.

Creating a technologically enhanced game day experience that is influencing sports venues across North America and around the world, the strategy for Levi's Stadium developed by Guido and the 49ers executive management team has already garnered international recognition, most notably the *Sports Business Journal* 2015 Sports Facility of the Year and Venue of the Year at the 2015 Stadium Business Awards in Barcelona, Spain.

Prior to being elevated to his former role as chief operating officer in 2014, Guido worked on behalf of the 49ers and the Santa Clara Stadium Authority as the senior vice president of global sales for Legends beginning in 2010. In that capacity, he led a suite and SBL sales initiative for Levi's Stadium that achieved record-setting results by totaling more than \$530 million.

Before joining Legends, Guido served as sales manager for the Dallas Cowboys. In that role, he managed the premium seat department for Cowboys Stadium (now AT&T Stadium) that broke industry records for PSL sales totaling over \$600 million.

Guido joined the Cowboys after having served as the senior director of ticket sales for the Phoenix Coyotes of the National Hockey League. During his term, the Coyotes achieved the first revenue increases in the 10-year history of the franchise and finished in the top five in the NHL for new business sales.

A native of Washington Township, NJ, Guido began his career in the sports and entertainment industry with Comcast-Spectacor, owner and operator of the NBA's Philadelphia 76ers, NHL's Philadelphia Flyers, AHL's Philadelphia Phantoms, Comcast SportsNet and the Wachovia Complex. Guido later served as director of business development for the Lakewood Blueclaws (a minor-league affiliate of the Philadelphia Phillies).

A Board Member of City Year San Jose/Silicon Valley, a contributor to the Navy Seal Foundation, Board Member of the Coach K/ Fuqua School of Business, and serving on the Advisory Board at the San Jose State Institute for Study of Sport, Society & Social Change, and the Advisory Council at the Positive Coaching Alliance, Guido received his bachelor of business administration from the College of New Jersey, where he played wide receiver for the school's football program. In 2016, Guido was named to the Forty Under 40 list by both the *Sports Business Journal* and the *San Francisco Business Times*, for demonstrating industry excellence and innovation early in his career. He and his wife, Thea, have three daughters, Estella, Sloane and Tatum.



HANNAH GORDON

GENERAL COUNSEL

9TH NFL SEASON » 7TH WITH 49ERS

Hannah Gordon is entering her seventh season with the 49ers and second as general counsel.

In her role, Gordon oversees Legal, External Affairs, Risk Management, Community Relations, Youth Football, and the 49ers Museum presented by Sony that operates the award-winning 49ers STEAM Education Program. Gordon advises on all legal issues involving both the football team and Levi's® Stadium. Gordon worked with the NFL and Host Committee on Super Bowl 50, as well as on a number of other events at the stadium such as Wrestlemania 31, Beyoncé's Formation World Tour, and the Copa America Centenario. Gordon also managed the re-structuring of the Foster Farms Bowl and its broadcasting agreement along with the upcoming 2019 College Football Playoff National Championship. In addition to counseling the team, Gordon serves as the Secretary of the 49ers Foundation and helped form the legal structure for The Golden Heart Fund, an independent non-profit established by 49ers alumni Ronnie Lott, Ron Ferrari, Harris Barton, and Brent Jones that aides alumni in need. She was also nominated by the NFL to hear appeals as a member of the panel that administers the NFL Player Tuition Assistance Plan and the NFL Severance Pay Plan.

Gordon joined the 49ers in 2011 as director of legal affairs, a role she held for four seasons, before becoming the vice president of legal and government affairs in 2015. Gordon came to the 49ers from the NFL Management Council where she worked on NFL player contracts, salary cap compliance, the 2011 NFL collective bargaining agreement, and labor issues, including the 2011 lock-out. Prior to the NFL, Gordon practiced at Latham & Watkins LLP.

In 2015, Gordon was named to the Legal 500's GC Powerlist - U.S. Rising Stars, and in 2017 received the Silicon Valley Business Journal and San Francisco Business Times' Corporate Counsel Diversity Champion of the Year award for the work she did along with 49ers ownership on restructuring the 49ers Denise DeBartolo York Fellowship and implementing a diverse-slate interviewing policy, making the 49ers the first team in the NFL to commit to interviewing at least one woman and at least one person of color for every business opening. Gordon also serves as a board member for the Rivermark Home Owners Association in Santa Clara and is on the Advisory Board of San Jose State's Institute for the Study of Sport, Society, and Social Change.

Gordon holds a B.A. from UCLA and a J.D. from Stanford, where she has served as a Lecturer In Law.



BRANO PERKOVICH

CHIEF INVESTMENT OFFICER

4TH NFL SEASON » 4TH WITH 49ERS

Brano Perkovich is in his second season as the San Francisco 49ers chief investment officer. Perkovich previously served as an executive vice president with the 49ers and a managing partner at Aurum Partners LLC, the family office fund affiliated with the owners of the San Francisco 49ers.

Perkovich focuses on new strategic business initiatives and early stage and growth equity investment opportunities in sports, technology and strategically adjacent consumer markets where the portfolio companies can leverage the 49ers access and network to help drive product adoption and accelerate growth.

Before joining the 49ers, Perkovich was a technology investment banker in Menlo Park and London where he advised technology clients on a variety of corporate financing and strategic advisory transactions. He completed numerous M&A, private and public equity and debt transactions with \$15-plus billion in aggregate value.

Perkovich also spent several years with the Boston Consulting Group in Chicago, working on corporate strategy and business development assignments for Fortune 500 companies.

Perkovich holds a B.S. in electrical engineering and computer science from the University of California at Berkeley and an MBA from Stanford Business School.

Originally from Bosnia, Perkovich lives with his wife, Melissa, and their daughters, Katarina and Emilia, in Menlo Park, CA.



SCOTT SABATINO

CHIEF FINANCIAL OFFICER

8TH NFL SEASON » 8TH WITH 49ERS

Scott Sabatino is the chief financial officer for the 49ers. He is responsible for management of the financial operations of the team and stadium-related entities, as well as the team's human resources and information technology functions. Sabatino was a key member of the group that secured the initial and long-term financing for Levi's Stadium.

Sabatino joined the 49ers in 2010 after serving as the associate commissioner of business & finance for the Pac-10 Conference for over three years. Prior to the Pac-10, he spent 11 years with the East Coast Hockey League (ECHL), a developmental league for the NHL based in Princeton, NJ, where he served as the league's EVP/COO. In 2015, Sabatino was inducted into the ECHL Hall of Fame.

Sabatino began his career with Coopers & Lybrand's audit practice in Boston where he became a CPA. He earned a B.S. in accounting from Northeastern University and a M.S. in sport management from the University of Massachusetts.

Sabatino resides in San Francisco, CA with his wife, Elaine.



ROBERT ALBERINO JR.

VICE PRESIDENT/EXECUTIVE PRODUCER

23RD NFL SEASON » 5TH WITH 49ERS

Robert Alberino is in his fifth season as the team's vice president and executive producer. He oversees all marketing, creative and design as well as the team's in-house production division, 49ers Studios. Alberino leads a team tasked with creating all multimedia and broadcasts across the team's various platforms (television, stadium entertainment and web). He also oversees all social media and new media for the franchise.

Before Alberino's arrival in 2013, he served as the vice president of media and marketing for the Kansas City Chiefs (2010-13). His production division, 65 Toss Power Trap Productions, garnered the most broadcast and event-production accolades in Chiefs history while taking Arrowhead Stadium to league leaders in fan engagement and entertainment.

Prior to that, Alberino spent 14 seasons with the Philadelphia Eagles (1997-2010). During his time with Philadelphia, Alberino created the Eagles Television Network, which he pioneered in his first year with the team. As the vice president of broadcasting, from 2006-10, the Eagles and ETN garnered regional and national notoriety for its productions and innovation for in-house creative work.

Alberino was a filmmaker for NFL Films (1995-97) where he served as a writer/director for HBO's Award-winning program, "Inside the NFL" while working with iconic American filmmaker, Steve Sabol. Alberino has also been awarded a total of 62 Emmy's including nine Awards for Best Director in his 23 years in the NFL.

Alberino also worked as a producer in Pittsburgh, PA for a production company as well as several television and radio stations in Pennsylvania and Connecticut.

In 2012, Alberino was bestowed and honorary enlistment in the United States Army as a Specialist for his work over the years with multiple bases as well as the 56th Theater Information Operations Group at Fort Leavenworth. He continues to pay forward the honor by working alongside the Army as well as all branches of the military and currently holds the rank of Sergeant.

Alberino graduated from Duquesne University in 1992. He and his wife, Lisa, have three children, Jordan, Angelina and Stella GiGi.



JAMIE BRANDT

VICE PRESIDENT OF SALES & SERVICE

20TH NFL SEASON » 10TH WITH 49ERS

Jamie Brandt joined the San Francisco 49ers in 2008 and serves as the team's vice president of sales & service. Brandt oversees all aspects of sales, service, and special events for the club. In his career, he has been part of four stadiums or arena openings, including three in the NFL.

Brandt was instrumental in initially establishing the sales and service culture within the organization upon his arrival in 2008. One of his most important tasks was to methodically construct a team of dedicated sales and service professionals focused on growing and maintaining the 49ers ticket-buying fan base.

In 2012, in his role as the 49ers vice president of ticketing & fan experience, Brandt oversaw game day entertainment and is responsible for incorporating numerous enhancements to the show, such as the foghorn played during pregame and during the game after 49ers scores. Most recently and as part of the transition from Candlestick Park to Levi's Stadium, Brandt has engineered a complete makeover of the ticket operations unit from personnel to policies and procedures.

Prior to joining the 49ers, Brandt was the senior director of ticket sales for the Arizona Cardinals from 2001-08. He was responsible for developing annual sales campaigns and overseeing day-to-day sales department activity, as well as overseeing service provided to the team's season ticket holders. In 2006, Brandt led the Cardinals' ticket relocation and new sales campaign for the University of Phoenix Stadium, which opened in the fall of that year. During Brandt's time with the Cardinals, the season ticket base more than doubled and at the time of his departure the Cardinals had established a consecutive home sellout streak and season ticket waiting list for the first time in team history.

From 1997-00, Brandt served as the manager of club seat sales for the Tampa Bay Buccaneers selling the new Raymond James Stadium which opened in September of 1998. During Brandt's time with the Buccaneers, the team officially established a season ticket waiting list for the first time in its history. Brandt left the NFL for one season to assume the role of senior director of sales & administration for the XFL's Orlando Rage in 2001.

Brandt started his career in sports with the NHL's Tampa Bay Lightning from 1996 to 1997. Brandt was part of a staff that sold the new Ice Palace Arena (now the Tampa Bay Times Forum) that opened in the fall of 1996.

A graduate of Eckerd College, located among the sunny beaches in St. Petersburg, FL, Brandt earned a bachelor's of business management degree with a focus in economics. He is also a board member with Juma, a non-profit based on the Bay Area that strives to break the cycle of poverty by paving the way to work, education, and financial capability for youth across America. Brandt and his 12-year old dog reside in San Francisco.



DAN CORY

VICE PRESIDENT OF SECURITY

7TH NFL SEASON » 7TH WITH 49ERS

Dan Cory is in his seventh year with the 49ers and third as the team's vice president of security. In his role, he oversees all security elements of the organization.

Prior to joining the organization, Cory served in the British Military as a Royal Marine Commando, followed by twelve years of service as a law enforcement officer for Scotland Yard's Special Operations Department. His law enforcement and military career afforded him the opportunity to work with many different security units conducting operations around the world.

Cory lives in the South Bay and enjoys spending time with his family and dog Winnifred.



PATRICIA ERNSTROM

VP, SPECIAL EVENTS & EXECUTIVE DIRECTOR, 2019 CFP NATIONAL CHAMPIONSHIP HOST COMMITTEE

1ST NFL SEASON » 1ST WITH 49ERS

Patricia Ernstrom is in her first year with the 49ers the team's vice president, special events & executive director, 2019 College Football Playoff National Championship Host Committee. In her role, she serves as the 49ers primary liaison with management at the CFP and the numerous event organizers the 49ers work with to bring events to Levi's Stadium.

Before Ernstrom joined the 49ers, she worked at the San Jose Sports Authority for nearly 20 years, and served as the organization's executive director since 2007. As executive director, Ernstrom oversaw all aspects of the Sports Authority's operations, including organizational goals, strategic planning, and partnership development as well as the year-round and annual programs operated by the Sports Authority, including the San Jose Sports Hall of Fame and the REACH Youth Scholarship Program.

As part of her efforts at the Sports Authority, Ernstrom served as the organization's point of contact for Levi's Stadium and Forty Niners Stadium Management Company representatives throughout the history of the building. She played a pivotal role in Super Bowl 50, WrestleMania 31, the NHL Stadium Series, the Copa America Centenario, as well as bringing the Gold Cup Final and 2019 College Football Playoff National Championship Game to Levi's Stadium.

Prior to joining the Sports Authority, Ernstrom spent seven years in Bay Area television first in promotions and marketing and later as the producer for local programming at the CBS affiliate in San Francisco.

Ernstrom has been honored as a "Women of Influence" Award Winner by the Silicon Valley Business Journal, and has been named to the San Jose Mercury News' "Bay Area Sports' Power Players" list.

A graduate of Santa Clara University, she serves on the Bronco Bench Foundation Board of Directors, The Institute for Sports Law and Ethics, and is a member of the Bay Area Sports Organizing Committee.



JEFF FERGUSON

VICE PRESIDENT OF MEDICAL SERVICES & HEAD ATHLETIC TRAINER

12TH NFL SEASON » 12TH WITH 49ERS

Jeff Ferguson is in his 12th year with the 49ers and his first as vice president of medical services & head athletic trainer. In his role, Ferguson oversees the team's entire medical and nutritional needs, including rehabilitation procedures, injury records, nutritional program, training room and daily athletic training duties.

Ferguson previously spent four seasons (2013-16) as the vice president of football operations and two seasons (2011-12) the director of football operations and sports medicine.

From 2006-10, Ferguson served as the team's head athletic trainer, overseeing the team's rehabilitation procedures, injury records, training room and daily athletic training duties. He joined the 49ers after serving as the manager of athletic team development with BREG, an orthopedic company based out of Vista, CA. From June of 2005 until March of 2006 Ferguson specialized in sports medicine bracing for BREG.

Prior to his move to the West Coast, Ferguson spent eight years in several capacities at Kansas State University, though he continued to serve as the athletic trainer for the Kansas State football team throughout his time in Manhattan. He began his career in Wildcat athletics in 1997 as an assistant athletic trainer for intercollegiate sports.

In 2002, Ferguson was promoted to assistant athletic director for sports medicine, a position he held until 2005. In his role, Ferguson was responsible for the prevention, evaluation, treatment and rehabilitation of all athletic injuries, in addition to supervising medical coverage for 14 collegiate athletic teams. His staff was voted best in the Big 12 for their medical efforts from 2003-04.

The previous two years (1995-97), Ferguson was an athletic trainer with an orthopedic surgeon and physical therapy company in Louisburg, NC. While doing graduate work at the University of Texas at Arlington, he spent two years as a graduate assistant athletic trainer that included the task of head athletic trainer for the track and field teams.

A native of Clemson, SC, Ferguson earned his bachelor's degree in 1993 at Clemson University and his master's degree in 1995 at Texas-Arlington. He got his start in college athletic training as a student athletic trainer at Clemson from 1989-93, and spent the 1992 summer as a preseason athletic trainer for the New England Patriots. He is also a certified member of the National Athletic Trainers Association (NATA).

Ferguson is married to the former Rebecca Hopper. The couple resides in Santa Clara, CA, with their two daughters, Madelyn and Alexandra, and son, J.C.



MOON JAVAID

VICE PRESIDENT OF STRATEGY & ANALYTICS

5TH NFL SEASON » 5TH WITH 49ERS

Moon Javaid is in his fifth season with the 49ers and currently serves as the vice president of strategy & analytics. In his role, Javaid oversees business intelligence, CRM and fan feedback; manages retail, mobile app, and concessionaire relationships; works on bids for large scale non-NFL events; supports the drive for local revenue; and aids other the business aspects of the organization with strategic and analytical support.

Under Javaid's guidance, the 49ers built a data warehouse that processes over 3 million records per day, broke NFL records for highest revenue in a regular season game, secured bids for WrestleMania 31 and the Gold Cup Final, and launched a sports medicine facility.

Previously, Javaid worked at Linden LLC, a healthcare-focused private equity fund and L.E.K. Consulting, a global management consulting firm.

A Cleveland native, Javaid graduated from Northwestern University with degrees in Psychology and Economics and later earned his MBA from University of Chicago, Booth School of Business.

Moon resides with his wife, Marnie, in Redwood City, CA.



SEAN KUNDU

VICE PRESIDENT OF NEW VENTURES

5TH NFL SEASON » 5TH WITH 49ERS

Sean Kundu is in his third season as the vice president of the San Francisco 49ers New Ventures group where he oversees the legal affairs and business development for the team's external projects and the venture fund affiliated with the owners of the team. Specifically, he focuses on opportunities in the sports, infrastructure and consumer product markets where early-stage companies can benefit with a strategic relationship with the 49ers. Kundu is also instrumental in supporting the team's technology initiatives and, in particular, VenueNext, the company behind the technology platform powering the Levi's Stadium mobile application.

Kundu originally started with the 49ers in 2013, providing legal and strategic management on establishing people operations for the team's new entities and scaling the team operations and business staff by over tenfold in preparation for opening Levi's Stadium.

Prior to this, Kundu was at Morgan Lewis and Fisher & Phillips, where he represented and counseled Fortune 500 companies in finance, technology and retail industries. He also worked for several years for CGI Group, providing strategic advice related to technology and operations for some of its largest clients in the U.S.

Kundu received a bachelor's degree in applied mathematics and economics from the University of California at Berkeley and a J.D. from USC's School of Law.

A New Jersey native, Kundu lives with his wife, Megan, and their daughters, Ilika, Ahana and Siona, in Mountain View, CA.



BOB LANGE

VICE PRESIDENT OF COMMUNICATIONS

19TH NFL SEASON » 9TH WITH 49ERS

A veteran of 19 NFL seasons, Bob Lange is in his ninth year with the 49ers and third as the team's vice president of communications.

Lange is the 49ers day-to-day spokesman on all football, corporate and Levi's Stadium matters, while acting as the team's liaison with local, national and international media outlets. While managing the publicity efforts for the team's corporate partnerships, community affairs and 49ers Studios, the 49ers communications department also actively promotes all aspects of Levi's Stadium. In addition to 49ers games, the venue hosts a myriad of non-NFL events such as Super Bowl 50, WrestleMania 31, the PAC 12 Championship Game, major concerts and international soccer. A year-round destination for sports and entertainment enthusiasts, additional facets of the stadium include The 49ers Museum presented by Sony, The Denise DeBartolo York Education Center, Michael Mina's world-class restaurants - Bourbon Steak and Bourbon Pub, the 49ers Team Store, and the venue's tour and event rental programs.

Since Lange joined the team as director of communications in 2009, the 49ers have twice been named finalists for the coveted Pro Football Writers of America Pete Rozelle Award, in 2011 and 2012. The award is presented annually to the NFL club public relations staff that consistently strives for excellence in its dealings and relationships with the media. Additionally, the Levi's Stadium publicity effort has already garnered international recognition, most notably the prestigious honor of *Sports Business Journal* 2015 Sports Facility of the Year and Venue of the Year at the 2015 Stadium Business Awards in Barcelona, Spain. The 49ers organization has also been named Beyond Sport's 2015 Sport Team of the Year for Outstanding Philanthropic Sports Organization and were the 2013 winners of the prestigious Robert Wood Johnson Foundation Steve Patterson Award for Sports Philanthropy. The team was also a two-time finalist for the ESPN Sports Humanitarian Team of the Year (2015 & 2016) and supported WR Anquan Boldin in his successful 2015 campaign for the Walter Payton Man of the Year Award.

Prior to his move to the Bay Area, Lange served as the Philadelphia Eagles assistant director of football media services. A two-time recipient of the Pete Rozelle Award (2001 & 2004) during his 10-year tenure with the team (1998-99 & 2001-08), the Eagles media services department was also recognized as a finalist for the award in 2003.

After beginning his professional career as a public relations intern with the Eagles in 1998, Lange remained with the team until joining Temple University as the assistant director of sports media relations in October of 1999. As the primary contact for the football team, he assisted with the nationally ranked men's basketball program that twice qualified for the NCAA Tournament and reached the Elite Eight, in 2001. In 2000, Lange directed communications for the NCAA Men's Golf Regional Championship.

The Bryn Mawr, PA, native graduated from Fairfield University in 1998 and is an alumnus of Philadelphia's St. Joe's Prep.

He and his wife, Rachael, have two daughters, Charlotte and Emma, and reside in Santa Clara, CA.



JIM MERCURIO

VICE PRESIDENT, STADIUM OPERATIONS & GENERAL MANAGER

24TH NFL SEASON » 24TH WITH 49ERS

Jim Mercurio is in his 24th year with the San Francisco 49ers and his third as vice president, stadium operations & general manager. In his current role, Mercurio oversees all aspects of stadium & event operations including executive oversight of the food and beverage operations, engineering, grounds, guest services, housekeeping, operations & logistics, parking and transportation. He additionally manages all police, game & event day security and medical services working with various local, state and federal governmental agencies.

Mercurio worked with design firm HNTB and builder TDJV Turner/Devcon to get Levi's Stadium designed, built and fully operational ahead of schedule and under budget. Levi's Stadium has played host to high profile events including Major League Soccer, the NHL Stadium Series, WWE's WrestleMania 31, Copa America Centenario, and Super Bowl 50. Mercurio was instrumental in working with the bid committee to get the Super Bowl's golden anniversary to the Bay Area in February 2016 and is being billed as one of the most successful Super Bowls in NFL history; setting records across the board including, but not limited to, transferring 10.1 TB of data Super Bowl Sunday. Under Mercurio's leadership, Levi's Stadium has garnered international recognition, most notably the prestigious Sports Business Journal 2015 Sports Facility of the Year award, as well as a number of green and sustainability honors.

Prior to being named vice president in 2009, Mercurio spent four years as the director of stadium operations for the 49ers at Candlestick Park.

During his 49ers tenure, Mercurio has become an NFL leader in security and stadium management. He developed the stadium emergency evacuation video for the 49ers that has since been mirrored by arenas and stadiums affiliated with the NFL, MLB, NBA, NHL, and NCAA.

In August 2005, Mercurio was influential in aiding the California Department of Homeland Security officials in the first Large Stadium Initiative Program (LSI). Having taken part in the development of the Best Practices for NFL Security, he presented to security and operational professionals affiliated with large stadiums and arenas in the State of California.

Born in San Francisco, CA, Mercurio graduated from Pacifica's Oceana High School in 1989, before attending Canada College in Redwood City, where he earned an AA degree in 1991. A graduate of the University of Pacific in 1993, he obtained his B.A. degree in public relations with a minor in broadcasting. Mercurio went on to earn a master's degree in sport administration and management from Canisius College in Buffalo, NY, in May of 2001. In 2005, Mercurio was selected to complete an NFL Executive Program for Managers at Stanford University. He served on the Santa Clara Board of Visitors and Convention Bureau from 2012-2015. He is currently a member of the Stadium Manager's Association and is an inductee into the Pacifica Sports Hall of Fame. In July 2016, Mercurio was honored with the prestigious National Center for Spectator Sports Safety and Security (NCS4) Professional of the Year Award, which recognizes a professional in the field who has enhanced venue safety and security operations. Mercurio currently serves on the NCS4 Board of Directors.

Mercurio and his wife, Teri, reside in Vacaville, California.



BRENT SCHOEB

VICE PRESIDENT OF CORPORATE PARTNERSHIPS

6TH NFL SEASON » 6TH WITH 49ERS

Brent Schoeb is in his sixth season with the 49ers and currently serves as the vice president of corporate partnerships (sales & services). In his role, Schoeb oversees the day-to-day operations of both the partnership sales and partnership services teams.

Schoeb is charged with selling, cultivating and activating corporate partnerships for the 49ers. His team also sells and services partnerships for other events at Levi's Stadium (deemed the 2015 Sports Business Journal Sports Facility of the Year), providing corporate prospects with a portfolio of non-NFL related opportunities (inclusive of events surrounding Super Bowl 50).

Currently, the 49ers rank as one of the top teams in the NFL in corporate partnership revenue, including having the highest quantity of million dollar partnerships in the NFL, and have partnered with some of the most recognizable brands in the world. On the corporate partnership activation front, Schoeb's team has delivered best-in-class activations that garnered several awards from ANA, Clio, Event Marketer and others.

This is Schoeb's second stint with the 49ers, his first coming in 2010 where he led the corporate partnership sales team in new business development, including selling the first 49ers season presenting partnership.

Previously, Schoeb was the director of corporate partnerships for the Indianapolis Motor Speedway/Indy 500 and manager of corporate partnerships for the NBA Memphis Grizzlies.

Schoeb currently serves as a Steering Committee member for the National Sports Forum.

A Minnesota native, he is a graduate of St. Cloud State University and later completed his MBA and Masters of Sports Administration from Ohio University.

Schoeb resides with his wife, Jessica, and daughter, Taetum, in San Jose, CA.



ABOUT LEVI'S® STADIUM

Heading into its fourth year of operations, Levi's Stadium has secured its place as the premier outdoor destination for sports and entertainment on the West Coast. Hosting nearly 90 major events to date, including the 2017 CONCACAF Gold Cup Final, Levi's Stadium has provided entertainment for fans across numerous platforms. Still in its infancy, the facility has already garnered numerous awards from around the globe.

Levi's Stadium boasts a seating capacity of 68,500 with the ability to expand to more than 75,000 for special events, and is best known as the home of the five-time Super Bowl champion San Francisco 49ers. Drawing more fans closer to the experience than ever before, Levi's Stadium features nearly 45,000 seats, or roughly two-thirds of stadium capacity, in the lower bowl – the most in the NFL. Overall, the stadium includes 1.85-million-square-foot of space and offers 9,000 club seats and 174 suites that provide a distinctively California experience.

For 49ers games, Levi's Stadium features unique tailgating options designed to enhance the game day experience, highlighted by Michael Mina's Tailgate, the Faithful Mile and the Red Zone Rally at the Great America Pavilion. Michael Mina's Tailgate is an exclusive, members-only experience housed within the Bourbon Steak and Bourbon Pub restaurants located inside the venue. The Tailgate is tailor-made for 49ers season ticket holders and features an upscale, five-course menu themed for each different opponent. The Faithful Mile, a 60,000-square-foot tailgating area accessible to all 49ers ticket holders free of charge, features bars presented by Bud Light, regular rotation of food trucks and entertainment. Red Zone Rally is an all-inclusive pregame party for all 49ers home games, providing pass-holders top-of-the-line food and beverage offerings inside a private, air-conditioned space with free access to ride the Flight Deck roller coaster.

The most technologically advanced stadium in the world, Levi's Stadium is a showcase for innovation in Silicon Valley. Accompanied by its own mobile app, the Levi's Stadium App, the venue brings the comforts of watching a game at home right to your seat. In addition to mobile ticketing and parking, in-seat delivery for food and beverages, and the ability to watch video replays in real-time on a handheld device, the stadium features a best-in-class cellular and Wi-Fi infrastructure that allows guests to stay connected throughout their visit.

Levi's Stadium is home to over 200 original pieces of art and more than 500 original historic photographs. The museum-quality artwork featured through the club and suite levels of the venue is comprised of mixed mediums such as acrylic, charcoal, enamel, oil, pastel, pen and ink, stencil, metals, and sculptures. Of the 23 original artists showcased in the Levi's Stadium collection, 20 hail locally from California. The photographs in the collection are from the archives of the 49ers and their esteemed group of team photographers, as well as from the San Francisco Chronicle and many local libraries and historic centers.

In July 2016, Levi's Stadium was awarded LEED Gold Certification for Operations and Maintenance of an Existing Building after opening the stadium in 2014 with LEED Certification as New Construction, making the venue the only one of its kind to twice be recognized for achieving the industry standard for sustainable design and construction. Equipped with a green roof, state-of-the-art solar elements made up of 1,162 photovoltaic panels throughout the venue, low-flow plumbing fixtures, and the first rooftop farm at an NFL stadium, the stadium has been widely recognized as a leader in sustainable design. Additionally, Levi's Stadium has established a new standard for sports and entertainment venues by using 85 percent recycled water for all of its non-potable water needs.

Levi's Stadium was recently awarded the 2017 Facility of Merit by the NFL and the National Center for Spectator Sports Safety and Security for its efforts in performing above and beyond normal operations to demonstrate an innovative approach to enhancing safety and security. Previously, Levi's Stadium was recognized by the *Sports Business Journal* as the 2015 Sports Facility of the Year and by The StadiumBusiness Awards as 2015 Venue of the Year over an international field of facilities.

LEVI'S STADIUM MILESTONES

- June 8, 2010 - Measure J is passed
- April 19, 2012 - Official Ground Breaking
- October 1, 2013 - Seat installation begins
- July 17, 2014 - Levi's Stadium Ribbon Cutting
- August 2, 2014 - First Event: San Jose Earthquakes vs. Seattle Sounders
- August 17, 2014 - First Game: Preseason 49ers vs. Broncos
- September 14, 2014 - First Regular Season Game 49ers vs. Bears

LEVI'S STADIUM AWARDS

Facility, sustainability, technology and security awards earned by Levi's Stadium since opening include:

FACILITY AWARDS

- Best of the Best Silicon Valley Concierge Association's Awards for Best Attraction - (2016)
- *Sports Business Journal* Sports Facility of the Year - (2015)
- Stadium Sports Business Awards Venue of the Year - (2015)
- Citation Award for Interior Architecture from Kansas City Chapter of the Institute of Architects: Levi's 501 Club - (2015)
- Event Marketer Gold Experience Design Award for Best Permanent Corporate or Retail Installation: Bud Light Patio - (2015)

SECURITY ACCOLADES

- NFL Facility of Merit by the National Football League and the National Center for Spectator Sports Safety and Security (2017)
- Department of Homeland Security's Science and Technology Directorate SAFETY Act Designation: Forty Niners Stadium Management Company's "The Technology" - (2016)

SUSTAINABILITY AWARDS

- TheStadiumBusiness Environmental Stadium of the Year - (2017)
- Green Sports Alliance Environmental Innovators of the Year Award - (2016)
- IMEX GMIC Green Supplier Award - (2016)
- Acterra Business Environmental Award for Sustainability - (2016)
- LEED Gold Certification for Operations and Maintenance of an Existing Building - (2016)
- California WaterReuse Association Recycled Water Agency of the Year - (2014)
- LEED Gold Certification for a New Construction - (2014)
- Forest Stewardship Council US Special Recognition Award (2014)

TECHNOLOGY AWARDS

- Stadium Sports Business Awards Venue Technology of the Year: VenueNext - (2015)



COPA AMERICA CENTENARIO

On June 6, 2016, in a rematch of the 2015 Copa America finals, Argentina defeated Chile 2-1 in the group stage before 69,451 fans. Levi's Stadium hosted four matches as Copa America was hosted in the United States for the first time in the tournament's 100-year history.

OUTSIDE EVENTS

Heading into its fourth year of operations, Levi's Stadium has secured its place as the premier outdoor destination for sports and entertainment on the West Coast. Hosting nearly 90 major events to date, including the 2017 CONCACAF Gold Cup Final, Levi's Stadium has sold out numerous large scale events ranging from concerts to international soccer tournaments.


TOP OUTSIDE EVENT ATTENDANCE

- **March 29, 2015**
WrestleMania 31 (76,976)
- **June 27, 2015**
Grateful Dead Concert (75,496)
- **June 28, 2015**
Grateful Dead Concert (74,947)
- **February 7, 2016**
Super Bowl 50 (71,088)
- **June 18, 2016**
Copa America: Mexico vs. Chile (70,547)
- **February 21, 2015**
NHL: San Jose vs. Los Angeles (70,205)
- **June 6, 2016**
Copa America: Argentina vs. Chile (69,451)
- **July 25, 2015**
ICC: Manchester United vs. FC Barcelona (68,416)
- **November 23, 2014**
Copa America: USMNT vs. Colombia (67,439)
- **November 27, 2014**
International Soccer: Mexico vs. Chile (67,175)
- **April 9, 2016**
Monster Jam (59,368)
- **December 5, 2015**
Pac-12 Championship: Stanford vs. USC (55,575)
- **October 24, 2014**
Pac-12 Football Game: Cal vs. Oregon (55,575)
- **August 14, 2015**
Taylor Swift Concert (52,479)



Stadiumlinks

In July 2017, Stadiumlinks transformed Levi's Stadium into one-of-a-kind, nine-hole golf course. In the picture above, 49ers LB Dekoda Watson tees off from the Pepsi Deck towards the field-level target.



Bringing the convenience of home to the in-venue experience at an unprecedented level, the Levi's Stadium App allows all stadium guests with an Internet-enabled handheld device to order food, drink and merchandise for personal delivery right to their seats.

Looking to implement a ticket scanning system that would enable a more personalized customer experience for guests visiting Levi's Stadium, the 49ers worked with innovative partner VenueNext to develop the proprietary Kezar system that has introduced new efficiencies into the venue entry process.

TECHNOLOGY

Levi's Stadium is a showcase for innovation in the Silicon Valley through partnerships with local, national and international technology providers that help deliver world-class Wi-Fi capability, mobile connectivity, IPTV, digital displays, HD scoreboard and video displays, and paperless ticketing.

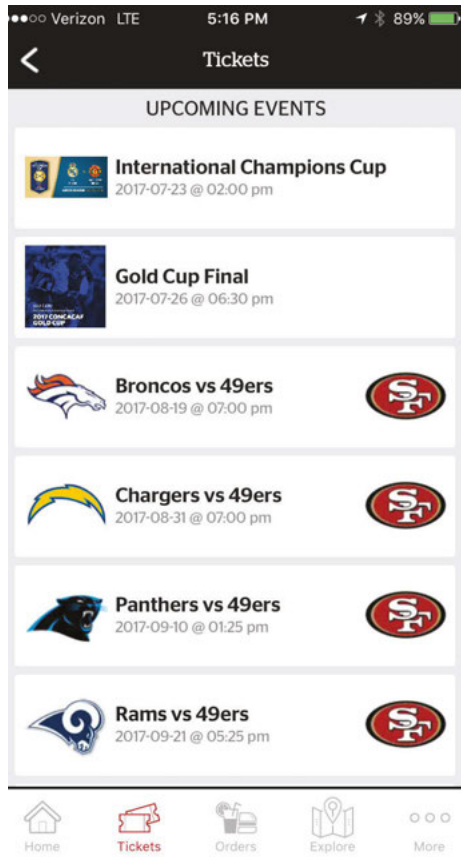
- The most technologically advanced stadium is accompanied by its own app. The Levi's Stadium App brings the comforts of watching a game at home right to your seat – but only at Levi's Stadium. This includes a game center with mobile ticketing and parking passes, in-seat food and beverage delivery, as well as multi-angle replays (within 5-10 seconds) and game statistics. The app also provides detailed maps for each level of the stadium, bluetooth enabled wayfinding, and integrated access to Faithful 49 presented by Esurance, the team's fan rewards program.
- XFINITY by Comcast provides free Wi-Fi to guests throughout the stadium. When a fan is in their seat, they are never more than 10 feet away from a Wi-Fi signal thanks to the venue's ground-breaking infrastructure of Internet access points strategically positioned beneath seats throughout the seating bowl – one access point for every 100 seats.

NETWORK INFRASTRUCTURE

- Over 400 miles of data cable connects the stadium, including 70 miles of cable to support Wi-Fi.
- More than 12,000 physical network ports have been installed.
- Levi's Stadium features a backbone of 40Gb/s of available Internet bandwidth, easily scalable to event attendance, which is four times greater than the standard for NFL stadiums recommended by the National Football League for 2017.
- The stadium contains more than 1,300 Wi-Fi access-points supporting 2.4 and 5GHz channels and the most current Wireless standards including 802.11ac; Wi-Fi is accessible in every location and free to all.

IN-STADIUM "BROADCAST"

- The in-stadium "Broadcast" rivals that of a Network TV broadcast, featuring 13 stadium cameras (most NFL stadiums have four to six). The stadium has the ability to share camera feeds with the broadcasting TV network. At least six different replay angles can be viewed per play. The game day production team consists of 40-plus people.
- The stadium is equipped with two Sony HD 13 video boards at the North and South ends of the stadium that measure 200 feet by 48 feet, producing more than 19,000 square feet of viewing space. They are among the largest in the NFL. The boards also feature tremendously sharp, cutting-edge LEDs. The boards can be sectioned in order to show multiple pieces of content simultaneously.
- Levi's Stadium is one of a handful of stadiums in North America that is truly 4K-capable. The content team uses 10 Sony F55 video cameras, their premium product, to capture the action in the stadium. The content team is currently capturing in 4K, not broadcasting, as they are preparing for future capabilities.
- Nearly 2,000 Sony screens are connected to the stadium's IPTV system, which allows for incredible flexibility and customization throughout the venue. Content includes menu boards, game broadcasts, statistics and other important information as deemed necessary. Content includes menu boards, game broadcasts, statistics and other important information as deemed necessary.



LEVI'S STADIUM MOBILE APP

Stay connected with the official mobile app of the San Francisco 49ers, available on iOS and Android. The app features stunning photography, behind-the-scenes videos, live programming, breaking news updates, and helps guests unlock Levi's Stadium's best-in-class fan experience features, including:

MOBILE TICKETING

Access Levi's Stadium with mobile tickets and parking passes. Guests can transfer tickets to friends and family with a few taps. Buy and transfer parking passes via Ticketmaster.

WAYFINDING

Guests at Levi's Stadium can navigate the venue with turn-by-turn directions to their seat and points of interest as well as see line wait times for all restrooms and concession stands.

FAITHFUL REWARDS PRESENTED BY ESURANCE

Earn, track and redeem yards as part of the 49ers fan rewards program.

MOBILE ORDERING

Order food, drink and merchandise and have it delivered directly to their seats from their smartphone. Here's how it works:

IN-SEAT DELIVERY

- Guest places order for in-seat delivery through the app; order is routed to a pre-determined stand for fulfillment. Guest will receive a notification when the order is placed, as well as an estimated wait time for delivery. When order is ready, food will be delivered via runner, and guest will receive a notification that the order is on its way. Once runner arrives to seat, guest will confirm order number using a confirmation screen on the mobile device; runner will check ID on all alcohol orders.
- Service carries a flat \$5 delivery fee on all orders, credit card payment required through the app. Easily pay from your phone using Visa Checkout with a single sign in.
- Select 49ers merchandise is also available for purchase through the app for in-seat delivery with a flat \$5 delivery fee.



SUSTAINABILITY

In August 2014, Levi's Stadium became the first professional football stadium to open with LEED Gold Certification for New Construction, the recognized standard for measuring sustainability for design and construction. Less than two years later in July 2016, Levi's Stadium continued to set benchmarks as the leading sports venue in sustainability by achieving LEED Gold Certification for Operations and Maintenance of an Existing building - making it the first-ever NFL stadium to be LEED Gold certified under the two respective rating systems.

The stadium is designed to reduce energy demand and generate more electricity annually, via on-site photovoltaic (PV) systems, than is consumed during the 10 scheduled 49ers games each season.


SUSTAINABLE DESIGN ELEMENTS

- NRG, the exclusive sustainable energy provider of the 49ers and the stadium, installed a number of state-of-the-art solar elements that account for 1,162 SunPower photovoltaic panels throughout the venue:
- The NRG Solar Terrace, the venue's 27,000-square-foot "green roof," is located atop the stadium's SAP Tower which houses a majority of the venue's 173 suites. This living roof features 16 species of vegetation native to the Bay Area to lower the building's cooling and heating needs by regulating ambient temperatures in SAP Tower.
- In 2016 Levi's Stadium partnered with Farmscape — California's largest urban farming company — to bring the first-ever rooftop farm to an NFL stadium: The Faithful Farm. The 7,000 sq. ft. rooftop farm located on the NRG Solar Terrace supports nearly 40 rotational crops — including tomatoes, summer squash, peppers, eggplants herbs and more — generating an annual yield of more than 7,500 pounds, all of which are harvested and used for dishes served at Levi's Stadium. Excess produce from the Faithful Farm also contributes to the stadium's efforts with Hunger at Home and the Salvation Army, helping to provide healthy, vegetable-based dishes to individuals in need.
- Three solar array-covered bridges, the NRG Energy Bridges, are the first of their kind in the NFL.
- Electrical vehicle charging stations (NRG EV Charging Stations) are located on the west side of the stadium to power maintenance and operations electrical vehicles year-round. NRG is currently building the nation's first comprehensive, privately funded electric vehicle charging network and the charging stations are available to Levi's Stadium guests on event days.
- Low-flow plumbing fixtures such as toilets, urinals and sinks use 40 percent less water than conventional fixtures. On top of low-flow water fixtures, the stadium uses 85 percent reclaimed water for flush fixtures in addition to irrigating landscape and the playing field — a standard within the sports and entertainment venue industry.
- The playing field is surrounded by a 23,000-square-foot artificial turf track that reduces watering needs by approximately 20 percent and reduces the amount of natural grass needed for each field resurfacing.
- The stadium's sustainable initiatives also include public transit access (Caltrain, ACE & Capitol Corridor - VTA, Amtrak), convenient bicycle parking and a walking path from the San Tomas Creek Trail.
- Construction materials utilized contained more than 40 percent recycled content overall, based on cost. More than 75 percent of construction waste was recycled and diverted from landfills.



SUSTAINABLE STADIUM OPERATIONS PROGRAMS

- **The Solid Waste Management Reduction Program presented by Bud Light** is a comprehensive waste diversion program that is striving for net-zero landfill. All garbage, recycling and compostable materials from inside the venue and the surrounding parking areas are sorted on-site and placed into compactors to be processed.
- **The Building Management System** allows the venue to conserve energy usage through HVAC monitoring, lighting distribution and the use of automatic sensors.
- **The Preventative Maintenance Program** tracks all equipment and systems to enact their manufacturer's recommendations and scheduled preventative plans.
- **The Ongoing Commissioning Program** ensures that the venue operates under the LEED existing building guidelines for new projects and build outs.
- **The Green Cleaning Program** ensures that the janitorial contractor, ABM, uses sustainable green certified products for all cleaning essentials and equipment.
- **The Sustainable Purchasing Program** for ongoing consumables, foodstuffs, durable goods ensures that local, organic, recycled and compostable items will be purchased from vendors.
- **The Integrated Pest Management Program** uses Planet Orange green pest eradication products.
- **The Indoor Air Quality Management Program** consists of perpetual monitoring of indoor air quality based on the LEED-approved HVAC system.
- **The Landscape Management Program** includes using native, drought-resistant plants that are hydrated with 100 percent recycled water.
- **The Exterior Hardscape Management Program** utilizes cleaning equipment when washing the exterior skin of the building and sidewalks. All organic materials collected are composted.
- **The Energy Metering & Benchmarking Program** utilizes a comprehensive, live-time electrical metering building management system, that allows the stadium to load-shed as needed through the use of motion sensors and pre-programmed computer BMS control.
- **The Recycled Water Program** is setting a new standard for stadiums. Recycled water accounts for about 85 percent of all water used in Levi's Stadium and is used for playing field irrigation, the "green roof," flushing toilets, and cooling tower make-up water.





FAITHFUL MILE

Fans enjoy the Faithful Mile, a 50,000-square-foot dedicated tailgating area equipped with two expansive bars presented by Bud Light, food areas, beer carts, mobile merchandise locations, 49ers partner activations and entertainment. The spacious pre-game fan zone is accessible to all 49ers ticket holders free of charge.

FAN EXPERIENCE OVERVIEW

Levi's Stadium delivers an unparalleled game day experience to fans and does so in a multitude of ways.

STADIUM DESIGN

- Featuring over 45,000 seats, Levi's Stadium's lower bowl is one of the largest in the NFL (roughly two-thirds of stadium capacity). The seating is designed this way to bring the majority of fans closer to the field.
- The design also eliminates the traditional club mezzanine level, which brings fans sitting in the upper deck lower to the field.
- The location of Levi's Stadium offers convenience to patrons in both access and parking. There are 13 freeway interchanges located near the stadium's site, which means fans have ample access points to get on the freeway.
- There are more than 20,000 parking spaces located within a short walking distance from the stadium. Tailgating is an integral part of the game day experience in Santa Clara and Levi's Stadium provides the most diverse tailgating lineup in the NFL with free access to the multi-faceted Faithful Mile, the all-inclusive Red Zone Rally at Great America Pavilion and the upscale, members-only Michael Mina Tailgate located within the Bourbon Steak and Bourbon Pub restaurants.

LEVI'S STADIUM FEATURES

PLAZAS

- The first level of the stadium features open pedestrian plazas, retail and community space, a team store, the 49ers Museum presented by Sony and Edward J. DeBartolo, Sr. 49ers Hall of Fame, the Visa Box Office, Michael Mina's Bourbon Steak and Bourbon Pub restaurants (home of Michael Mina's Tailgate) and more.
- The main entry, Intel Plaza at the northwest corner of the Stadium, is open to the public year-round and provides direct access to the Levi's Stadium Fanwalk and the 49ers Team Store. In the northeast corner, Toyota Plaza is the main entry for guests of Michael Mina's Bourbon Steak & Bourbon Pub restaurants and the 49ers Museum presented by Sony. Dignity Health Plaza at the southwest corner of the Stadium is another primary entry gate for fans and media on event days.

CONCOURSE

- Concourses at Levi's Stadium are among the widest in the NFL and have more than 600 individual concessions points of sale, allowing for easy pedestrian access and creating a more pleasant, less congested atmosphere around vendors. The California Lottery Level offers access to all 300 and 400 level seating.
- Concourses also feature open field views so fans can watch the game even while they purchase refreshments and navigate the building.

PARTY DECKS

- Expansive party decks featuring both concessions and specialty food and beverage stands are located under each scoreboard. The Pepsi Fan Deck above the north end zone and Bud Light Patio above the south end zone are available year-round and offer a unique stage for many types of events.



THE 49ERS MUSEUM PRESENTED BY SONY

Featuring 11 unique gallery and exhibit spaces, the 49ers Museum presented by Sony is a 20,000 square foot facility dedicated to the 49ers past, present and future. The Museum is dedicated to its values of education, innovation and heritage and is committed to serving as an exciting and engaging home for fans of all ages. Visit www.LewisStadium.com/Museum for more information, or contact museum@49ers.com.

ADMISSION

- Museum Ticket: \$15 - Adults, \$10 - Children (5-12), Seniors, Military, SBL Members, Santa Clara residents
- Public Guided Stadium Tour + Museum: \$30 - Adults; \$25 - Children (5-12), Seniors, Military, SBL Members, Santa Clara residents
- Museum admission free to all students via field trips

HOURS

- Friday through Sunday: 10 a.m. - 5 p.m.
- Game Days:
 - Museum opens when gates open to public and close 30 minutes prior to beginning of game (hours and costs subject to change)
 - Discounted prices will apply
 - Museum tickets can only be purchased by guests possessing an event ticket

MUSEUM GALLERIES

TRENDING

Step into our “You are a Niner” augmented reality experience and take your place beside current and former players or take in our Trending display, which features information about what’s happening in the Museum and recently curated artifacts.

MORABITO THEATER

Inside the theater—which seats 100, and features a 50 feet by 18 feet screen and Sony 4K technology—you’ll be inspired by the story of the 49ers told through film.

EDWARD J. DeBARTOLO, SR. 49ERS HALL OF FAME

Stand next to and around life-sized statues of the 49ers 27 Hall of Famers in their signature poses. Snap a photo next to coach Bill Walsh and Joe Montana or put yourself in the huddle with the Million Dollar Backfield.

TEAM GALLERY

In the Team Gallery, you will hear first-person stories from 49ers alumni about everything from nicknames and practical jokes to what it was like to play for the team. You’ll also find an interactive database that will allow visitors to find information on every person that ever wore a 49ers uniform.

BILL WALSH INNOVATION

A homage to one of the most influential people the NFL has ever known, this re-creation of coach Walsh’s Redwood City office serves as both a treasure trove of artifacts and the home of a signature film on coach Walsh as told from the eyes of players, friends and others. Also located in this space, the Bill Walsh Coaching Universe is an interactive exhibit that illuminates the coach’s vast impact on the coaching ranks of professional football.

HERITAGE

The Heritage Gallery is an era-by-era experience made up of historical items, stories, interactive exhibits and one-of-a-kind artifacts. Spanning the years from 1946 to the present day, guests will leave the Heritage Gallery with a deep appreciation for the history and tradition that are so important to the 49ers organization.

SPIRIT

The 49ers have long been known as innovators when it comes to the fan experience. Here, guests can take in the history behind the team’s mascots, in-game entertainment and other joyful elements of football. A feature film is on display featuring fans, players and others talking about the 49ers significance to them.

DENISE DeBARTOLO YORK EDUCATION CENTER

The pillar around which the 49ers industry-leading education program is built, this state-of-the-art classroom serves more than 60,000 Bay Area children annually and also offers content on how the 49ers impact the community in many positive ways.

IN THE GAME

Get ready to engage with the game of football. In the Game offers multiple interactive challenges and exhibits, including a passing and kicking simulation. Be the Broadcaster—a real-life booth where fans can call the team’s most iconic plays—and the Gridiron Challenge, a series of gesture-based challenges that bring out the athlete, cheerleader, uniform designer and touchdown scorer in everyone.

EDWARD J. DEBARTOLO, JR. SUPER BOWL GALLERY

Celebrate Eddie D’s extraordinary achievements as the architect of the San Francisco 49ers five Super Bowl championships with the Edward J. DeBartolo, Jr. Super Bowl Gallery. Highlighting DeBartolo as a mentor, leader, owner and family man, the gallery features signature artifacts, photographs from his time with the team and more.





THE DENISE DEBARTOLO YORK EDUCATION CENTER

The Denise DeBartolo York Education Center, located inside The 49ers Museum presented by Sony, is committed to education and innovation and has served over 150,000 participants at the end of its third-year of operation. The program is unique in many ways, but perhaps the most compelling is the fact that the program is completely free to its participants. The 49ers pay for admission, supplies and provide free transportation to those who apply. This program is not only unrivaled in the NFL, but in all of professional sports. The Denise DeBartolo York Education Center is a four classroom learning venue, including the state-of-the-art Chevron STEM Zone, housed in Levi's Stadium. In its inaugural year, the 49ers Denise DeBartolo York Education Center consisted of only one innovative and creative space located inside The 49ers Museum presented by Sony. With the STEAM program's popularity, increasing demand, and ownership's commitment to providing accessible STEAM programming, the 49ers expanded their learning venue outside the museum and into the stadium. The additional space can be used as one classroom or be divided into three separate learning venues designed to seamlessly mirrors the aesthetics of the original classroom and its intent to drive student-centered learning.

INSPIRE THROUGH EDUCATION

The 49ers STEAM Education Program provides learning platforms that connect, inspire, and engage students in grades K-8. Our program uses football as a platform to:

- Teach content-rich lessons in Science, Technology, Engineering, Art and Mathematics (STEAM)
- Ingrain invaluable life skills
- Encourage physical activity

THE CURRICULUM

As one of the first professional sports organization to dedicate a full in-house STEAM program for K-8 students, the 49ers STEAM Education team is constantly evolving and enhancing students' experiences to reflect the most relevant concepts that support classroom learning. By working closely with a board of local advisory educational partners, all programs have been specially aligned to state Common Core and Next Generation Science standards that support leading instructional practices. Additionally, the STEAM education program curricula:

- Aligns to National & California Common Core and Next Generation Science Standards.
- Engages students in a variety of student-centered and technology-rich learning experiences that can be adapted to various development levels and learning audiences.
- Integrates STEAM learning through project-based activities that transfer student knowledge and skills to real-world problems.
- Aligns to 21st Century Learning Skills (Critical Thinking, Problem-Solving, Communication, Collaboration and Creativity).
- Drives student interest and understanding of STEAM concepts.



CUSTOMIZABLE FEATURES

A field trip to the 49ers STEAM Education program complements and reinforces existing school curriculum in many ways. By offering hands-on, project-based learning in a dynamic and technological environment, the education program allows students to use cutting-edge technological tools and techniques, challenging them to reach new heights.

THE EXPERIENCE

Students that participate in the 49ers STEAM Education program receive an engaging, well-rounded experience that includes:

LEVI'S STADIUM TOUR

- Students tour and learn about how the stadium is a showcase for technology innovation and environmental sustainability.

GUIDED MUSEUM EXPLORATION

- Students experience the 49ers history and the game of football through an interactive experience built with state-of-the-art technology.

GRADE-SPECIFIC, PROJECT-BASED LESSONS

- Students are challenged to work both independently and in teams to understand how STEAM concepts are tied to football through interactive hands-on learning experiences.

MOVEMENT LAB

- Students participate in a kinesthetic movement lab to support physical activity and to get students excited about exercising all the while exploring STEAM concepts.

LEVI'S STADIUM CULINARY EXPERIENCE

Levi's Stadium features Centerplate as the food vendor for concessions, clubs, suites, and private events. Centerplate and partner venues have been defining extraordinary experiences through thoughtful hospitality, expertly delivered, for more than 80 years.

This strategic approach to hospitality creates tailored food and beverage programs, unique hospitality design, rewarding event and retail services to deliver the type of one-of-a-kind, local authenticity that builds loyalty, reputation, and memories.

Centerplate is able to provide scratch-cooking methods from 25 live-fire kitchens equipped with open hearth style ovens, rotisserie ranges and charbroil grills.

LEVI'S STADIUM IS TAKING CLASSIC FAN FAVORITES TO A NEW LEVEL

Franks are Nitrate-, Hormone-, & Antibiotic-Free

- Franks are made using the finest cuts of U.S.D.A. beef, fresh seasonings and spices with no MSG, fillers or by-products.
- Authentic artisan quality sausage with no MSG, no fillers or byproducts, gluten free and lactose free from local Neto's Sausages
- Served on a custom-made bun from Le Boulanger

Oven Fired Pizzas

- Pizzas are made in a Woodstone gas-fired ovens with thick crust brushed with butter and topped with pecorino romano cheese and all natural pepperoni

Fresh and Local Nachos

- Tortilla chips delivered fresh from Mi Rancho of Oakland
- Topped with Cheddar Cheese sauce, fresh local cotija cheese, fresh cut green onions and late harvest red jalapeno peppers

LEVI'S STADIUM OFFERS BEST IN CLASS DIVERSITY OF FOOD AND BEVERAGE OFFERINGS

Diverse Food Selection Reflective of the Bay Area

- More than 180 different menu items with a focus on ethnic diversity and healthy options including curry dishes, fresh seafood items, and Mexican tortas
- Some highlights include:
 - **Barbeque sandwiches** Slow cooked pork shoulder, bathed in Sweet Baby Ray's BBQ sauce on a sweet egg bun with cabbage slaw
 - **Asian barbeque rice bowl**
 - **Clam Chowder** in a Le Boulanger bread bowl

Most Vegan and Vegetarian Options in NFL

- More vegan and veggie dishes than any other NFL stadium
- At least one vegan item at most permanent food outlet in the stadium

Thirty Varieties of Craft Beer

- The Tap Room, located on the main concourse at the 50-yard line, features:
 - 40 of the most popular assorted craft, import and domestic beers on tap and package
 - Seasonal local craft beers on tap
 - 2 California keg wine varietals on tap

LEVI'S STADIUM FOOD AND BEVERAGE PROGRAM IS CENTERED AROUND LOCAL INITIATIVES

Local Sourcing and Community Engagement

- 90 percent of food suppliers are located in California
- 100 percent of wine (15+ wines) produced by California wineries
- Gilroy Garlic Fries are available everywhere fries are sold

Focus on Sustainable Processes

- 100 percent of all F&B packaging and service-ware is recyclable, compostable or biodegradable
- 100 percent of seafood menu items are certified by the Monterey Bay Aquarium Seafood Watch List Compliant, which recognizes and rewards sustainable fishing practices

Innovative Food Preparation and Service Processes

- Levi's Stadium has best-in-class live-fire kitchen capacity, providing the ability to feed fans more freshly prepared, locally-sourced food, everywhere in the stadium
- More than 600 F&B POS in stadium providing faster service and shorter lines

OTHER MENU HIGHLIGHTS AT LEVI'S STADIUM INCLUDE:

Strategic Partnerships

- At fan request, Levi's Stadium has partnered with several Bay Area staples to provide more local flavors, including Off the Grid, Starbird Chicken, Oren's Hummus and Zume Pizza

OTHER MENU HIGHLIGHTS AT LEVI'S STADIUM INCLUDE:

- Gluten Free, Vegan and Vegetarian offerings in most areas including Premium Clubs and Suites as well as Concessions to accommodate all guests dietary needs
- Vegan Hot Dogs and Burgers, Gluten free breads, brownies, authentic chickpea curry, and more.




MICHAEL MINA'S BOURBON STEAK AND BOURBON PUB



BOURBON STEAK

SANTA CLARA

From award-winning chef Michael Mina, Bourbon Steak and Bourbon Pub offer three unique experiences in one state-of-the-art venue: a modern American steakhouse, a relaxed pub with a reinvented pub menu, and a large tailgate event space. Bourbon Steak and Bourbon Pub are open to the public year-round, with Bourbon Pub open for lunch and dinner and Bourbon Steak open for dinner only. A variety of private dining options are available including premium Luxury Lofts and the versatile tailgate as well as full restaurant buyouts.



BOURBON PUB

On 49ers home game days, Bourbon Steak and Bourbon Pub host Michael Mina's Tailgate, an exclusive, members-only experience tailor-made for 49ers season ticket holders consisting of an upscale, game-themed menu and specialty cocktails featuring celebrity guest chefs. Guests interested in becoming a Michael Mina's Tailgate member should contact a sales consultant at 415-GO49ERS. The restaurants are on the ground floor of Levi's Stadium on Tasman Drive, at Toyota Gate F, adjacent to the Museum, Tours Center and Team store. For more information, visit bourbonsteakandpub.com and www.levisstadium.com/michael-minas-tailgate/.



Hours of Operation

Bourbon Pub:

Monday - Saturday - 11:30 a.m. - 9:00 p.m.
*Open Sundays for 49ers away game watch parties

Bourbon Steak:

Tuesday - Saturday 5:00 p.m. - 9:00 p.m.

**Bourbon Pub is always open on game days as the Official Away Game Watching Party for 49ers*





49ERS TEAM STORE

There are two 49ers Team Stores, the Levi's Stadium Flagship Store and the Westfield San Francisco Centre Team Store. Both the Levi's Stadium Flagship Store and the Westfield San Francisco Centre Team Store are open to the public on non-event days.

The Levi's® Stadium Flagship Team Store Non-Event Hours:

- Monday - Saturday: 10 a.m - 6 p.m.
- Sunday: 10 a.m. - 5 p.m.

Westfield San Francisco Centre Team Store Hours:

- Monday - Saturday: 10:00 a.m - 8:30 p.m.
- Sunday: 10:00 a.m. - 7:00 p.m.

On event days, the following Retail locations are located throughout Levi's® Stadium to purchase 49ers merchandise:

Faithful Mile

Pod (1)

Great America Parking Lot

Trailer (1)

Level 100

Game Day Store: Inside Brocade Club

200 Plaza Level

Main Team Store - Intel Gate A

Kiosks (2): Gate C- Dignity Health Plaza, Gate A- Intel Plaza

300 Level (Lower Level Concourse)

Gate F Team Store: Between Sections 106-107 (Outer Concourse)

Gate C Team Store : Section 130

Kiosks (3): Between Sections 121 - 123, 124 - 125 , 209 - 110,

United Club Game Day Store: Section 135

700 Level (Upper Level Concourse)

Pepsi Deck Team Store: Section 305

Bud Light Patio Team Store: Section 324

Kiosks (1): Section 310



EXPERIENCE LEVI'S STADIUM

LEVI'S STADIUM TOURS

Go behind the scenes of the home of the San Francisco 49ers and Super Bowl 50 with a 90-minute guided tour of Levi's Stadium. Public tours are offered year-round and allow guests access to an NFL locker room, the 49ers Gold Rush cheerleader's locker room, premium club spaces, a luxury suite, the NRG Solar Terrace, and even onto the playing surface. You'll learn about stadium features like the Levi's Stadium Mobile app, the stadium connectivity, and the video boards that play a part in making it truly a state-of-the-art stadium. With full stadium events like 49ers games, major concerts, soccer, and college football, you'll learn how the stadium is truly a year-round event center that transforms with any attraction that comes to town. The comprehensive tour drops guests off for a self-guided or docent-led exploration through the 49ers Museum presented by Sony where guests can continue the fun at their leisure.

At a \$30 price point, Levi's Stadium hosts public tours in the off-season (February through July) on Fridays, Saturdays, and Sundays, and adds Mondays to the calendar in-season (August through January). To purchase tickets please visit the Visa Box Office at Levi's Stadium or go to www.ticketmaster.com.

LEVI'S STADIUM TOUR SCHEDULE

Fridays: 10:00 a.m., 11:00 a.m., Noon, 2:00 p.m.

Saturdays: 10:00 a.m., 11:00 a.m., Noon, 1:00 p.m., 2:00 p.m., 3:00 p.m.

Sundays: 10:00 a.m., 11:00 a.m., Noon, 1:00 p.m., 2:00 p.m., 2:30 p.m.

*Mondays: 10:00 a.m., Noon, 2:00 p.m. (*in-season only)

LEVI'S STADIUM TOUR PRICES

- Adults: \$30
- Children (5-12), Senior, Military, Santa Clara Resident (with valid ID), Partners, Suite and SBL Members: \$25
- Groups of 20 or more: \$20 per person

CLUB & SUITE OVERVIEW

CLUBS

There are 10 premium club areas located throughout Levi's Stadium. Only ticketed guests with proper access are allowed into the clubs. These clubs remain open for approximately one hour following the end of the event.

Of the 10 different club spaces in Levi's Stadium, six are traditional and four are suite-based.


- Traditional Club Spaces (club ticket based) are accessed by the 9,000 club seats in the stadium:
 - BNY Mellon Club East
 - BNY Mellon Club West
 - Brocade Club
 - Levi's 501 Club
 - United Club
 - Yahoo! Fantasy Football Lounge
- Suite-based Club Spaces are accessed by approximately 70 suites on the 500 level horseshoe:
 - Citrix Owners Club
 - Black Oak Casino Resort Clubs
- NRG Solar Terrace is accessible for all executive suite lease holders in the SAP Tower and by all NRG Sky Suite patrons.

SUITES

Luxury Suites at Levi's Stadium provide the finest premium seating opportunities at the world's top sporting venue including fully upholstered theater seating, incredible sightlines, multiple flat screen monitors, Internet access and upscale catering. Fans interested in learning more about the suite rental options at Levi's Stadium can visit www.LevisStadium.com/suite-rentals or call 415-Go-49ers.

EVENT RENTALS

Levi's Stadium has more than 400,000-square-feet of luxurious and versatile event space with upscale catering, multiple entertainment options, and world-class hospitality. Levi's Stadium is perfect for any style of event, with unique spaces and a dedicated event management team who will ensure that all guests expectations are exceeded. For more information please contact: specialevents@levisstadium.com or call 415-Go-49ers.





PUBLIC TRANSIT AND PARKING

PUBLIC TRANSPORTATION

Guests are encouraged to take public transportation. For additional information regarding public transportation, visit www.levisstadium.com or any of the following websites listed below:

Valley Transportation Authority (VTA)

VTA provides buses and light rail transportation in the greater San Jose area reaching Mountain View, Cupertino and Sunnyvale.

VTA buses will drop off guests in two locations:

- Intersection of Tasman Drive and Great America Parkway
- Intersection of Tasman Drive and Calle Del Sol

VTA light rail trains will drop off and pick up at the Great America Station located north of the stadium. For more information please visit www.vta.org, or call 408-321-2300.

Altamont Corridor Express (ACE)

ACE Trains provide services to Levi's Stadium from Stockton, Lathrop/Manteca, Tracy, Vasco, Livermore, Pleasanton and Fremont. For more information please visit www.acerail.com or call 209-944-6220.

Capitol Corridor

Capitol Trains provides services to Levi's Stadium from Auburn, Rocklin, Roseville, Sacramento, Davis, Suisun/Fairfield, Martinez, Richmond, Berkeley, Emeryville, Oakland, Hayward and Fremont/Centerville. For more information please visit www.capitolcorridor.org, or call 877-974-3322.

Caltrain

Caltrain provides services from San Francisco to South San Jose with stops all along the Peninsula. On event day, Caltrain transports passengers from all locations to connect with VTA Light Rail Trains or buses at the Mountain View Transit Center, located at Evelyn Avenue and Castro Street. For more information please visit www.caltrain.com, or call 1 (800) 660-4287.





PARKING + TAILGATING MAP



TAILGATING PERMITTED
WITH OPEN FLAME BBQ

- V** Premium Red Lot VIP
- 1** Premium Red Lot 1
- 3** Premium Red Lot 3
- 1** Premium Green Lot 1
- 2T** Premium Green Lot 2
- 4** Green Lot 4
- RV** RV Green Lot
- 1** Blue Lot 1
- RV** RV Blue Lot
- 2** Premium Yellow Lot 2
- 3** Premium Yellow Lot 3

TAILGATING NOT PERMITTED

- 4** Red Lot 4
- 5** Red Lot 5
- 2T** Premium Green Lot 2
- 3** Green Lot 3
- 5** Green Lot 5
- RV** RV Green Lot
- 2** Blue Lot 2
- 3** Blue Lot 3
- V** Premium Yellow Lot VIP
- 1** Premium Yellow Lot 1

Light Rail /VTA Heavy Rail/ ACE Capitol Corridor

SAN FRANCISCO 49ERS




INTEL
GATE A

TOYOTA
GATE F

DIGNITY HEALTH
GATE C

SAP
TOWER

RAMP TO ALL LEVELS





KYLE SHANAHAN

HEAD COACH

14TH NFL SEASON » 1ST WITH 49ERS

Kyle Shanahan was named the 20th head coach of the San Francisco 49ers on February 6, 2017, after spending the previous two seasons as the offensive coordinator of the Atlanta Falcons.

Shanahan has 13 seasons of coaching experience at the NFL level, including the past nine as an offensive coordinator for the Atlanta Falcons (2015-16), Cleveland Browns (2014), Washington Redskins (2010-13) and Houston Texans (2008-09). In six of his nine seasons as an offensive coordinator (2008-09, 2012-13 and 2015-16), Shanahan has directed an offense that ranked in the top 10 in the NFL in yards gained.

Following the 2016 season, Shanahan was named Associated Press Assistant Coach of the Year, Coordinator of the Year by *The Sporting News* and Assistant Coach of the Year by the Pro Football Writers of America after a record-setting performance by the Falcons offense en route to capturing the NFC South division title and an appearance in Super Bowl LI. Under Shanahan, the 2016 Falcons set franchise records in yards per game (415.8), points scored (540), net passing yards per game (295.3) and average yards per play (6.7).

Atlanta QB Matt Ryan, who was named Associated Press Most Valuable Player, Associated Press Offensive Player of the Year, Most Valuable Player/Offensive Player of the Year by the Pro Football Writers of America and FedEx Air Player of the Year, threw for a single-season franchise record and career-high 4,944 passing yards and 38 touchdowns, ranking second in the NFL in both categories, in 2016. He led the NFL with a passer rating of 117.1 on the season and threw a career-low seven interceptions. WR Julio Jones recorded 83 receptions for 1,409 yards (17.0 average) and six touchdowns in 14 games played. His 1,409 receiving yards were the second-most in the NFL this past season. Both Jones and Ryan earned Associated Press First-Team All-Pro and 2017 Pro Bowl honors.

On the ground, Atlanta averaged 120.5 rushing yards per game and tallied 20 rushing touchdowns in 2016. RB Devonta Freeman registered 227 carries for a career-high 1,079 yards and 11 touchdowns, on his way to earning his second-consecutive Pro Bowl appearance.

In Shanahan's first year in Atlanta, the Falcons offense ranked seventh in the NFL, averaging 374.1 yards per game, ranked sixth with a 273.7 passing yards per game average and led the league in time of possession (32:19) in 2015. Julio Jones led the NFL with a career-high 1,871 receiving yards, while notching a career-high 136 receptions to share the League high with the Steelers WR Antonio Brown. Jones' receiving yards marked the second-highest total in a single season in NFL history, behind WR Calvin Johnson's 1,964-yard performance in 2012.

Shanahan joined the Falcons after spending 2014 as offensive coordinator of the Cleveland Browns. That year, his offense averaged 324.6 total yards and 108.0 rushing yards per game. Under Shanahan's direction, RBs Isaiah Crowell and Terrance West combined to rush for 1,280 yards on 319 carries (4.0 average), while WR Andrew Hawkins posted career highs in receptions (63) and receiving yards (824).

SHANAHAN'S GOLDEN NUGGETS

- Shanahan was named Assistant Coach of the Year by the Associated Press, Coordinator of the Year by *The Sporting News* and Assistant Coach of the Year by the Pro Football Writers of America in 2016.
- In six of his nine seasons as an offensive coordinator (2008-09, 2012-13 and 2015-16), Shanahan's offense has ranked in the top 10 in the NFL in yards gained.
- Shanahan was 26 years old when he was named the wide receivers coach of the Houston Texans, becoming the youngest position coach in the NFL at that time. At 28 years old, he was named the offensive coordinator of the Texans and was the youngest coordinator in the NFL.
- Shanahan served as a ball boy for the 49ers when his father, Mike, was the offensive coordinator for the team from 1992-94. Mike helped guide the 49ers to a 49-26 victory in Super Bowl XXIX.

Prior to his stint in Cleveland, Shanahan spent four seasons (2010-13) as offensive coordinator of the Washington Redskins. In 2013, the Redskins finished ninth in the NFL in total offense (369.7) and fifth in rushing yards per game (135.3). Second-year QB Robert Griffin III threw for 16 touchdowns and a career-high 3,203 passing yards, while WR Pierre Garçon set a franchise record and led the NFL with 113 receptions for a career-high 1,346 yards. RB Alfred Morris also rushed for 1,200-or-more yards for the second-consecutive season (1,275).

The 2012 Redskins won the NFC East division championship as Washington became the first team in NFL history to register 3,400-or-more passing yards (3,422) and 2,700-or-more rushing yards (2,709) in the same season. Washington led the NFL, averaging 169.3 rushing yards per game and finished second in rushing touchdowns (22). Griffin won the 2012 Associated Press Offensive Rookie of the Year Award after setting NFL rookie records in passer rating (102.4), interception percentage (1.27), and rushing yards by a rookie quarterback (815). He completed 258 of his 393 passes (65.6 completion percentage) for 3,200 yards and 20 touchdowns. Fellow rookie Alfred Morris ranked second in the NFL with a single-season, franchise-record 1,613 yards and 13 touchdowns.

In 2011, Shanahan worked with QB Rex Grossman, who finished with the second-best statistical season of his career, having thrown for 3,151 yards, 16 touchdowns and a career-high 57.9 completion percentage. WR Santana Moss also had his best professional season in 2010 under Shanahan, notching a career-high 93 receptions for 1,115 yards and six touchdowns.

Before joining Washington, Shanahan spent four seasons (2006-09) with the Houston Texans, including the final two as the team's offensive coordinator. In 2009, he worked with QB Matt Schaub, who registered career highs in completions (396), completion percentage (67.9), passing yards (4,770), touchdowns (29) and passer rating (98.6). His completions and passing yard totals led the NFL that season. Additionally, WR Andre Johnson led the NFL in receiving yards in both 2008 (1,575) and 2009 (1,569) and led the NFL with 115 receptions in 2008. TE Owen Daniels registered career highs in both receptions (70) and receiving yards (862) with Houston in 2008. Shanahan spent his first season with Houston (2006) as the team's wide receivers coach and moved to coach the quarterbacks in 2007 prior to his promotion to offensive coordinator in 2008. He broke into the NFL with the Tampa Bay Buccaneers in 2004 where he served as an offensive quality control coach for two seasons (2004-05). His first coaching experience came as a graduate assistant at UCLA in 2003.

Born December 14, 1979, in Minneapolis, MN, Shanahan played wide receiver at Duke University before transferring to the University of Texas in 2000, where he spent two seasons. He and his wife, Mandy, have three children - Stella, Carter and Lexi. Shanahan's father, Mike, who served as the 49ers offensive coordinator from 1992-94, was the head coach of the Denver Broncos (1995-2008) and the Washington Redskins (2010-13), where he accumulated an overall win total of 178 victories (eight postseason), including victories in Super Bowls XXXII and XXXIII.

SHANAHAN'S BACKGROUND

YEARS	COACHING BACKGROUND	HEAD COACH
2017-current	Head Coach, San Francisco 49ers	---
2015-16	Offensive Coordinator, Atlanta Falcons	Dan Quinn
2014	Offensive Coordinator, Cleveland Browns	Mike Pettine
2010-13	Offensive Coordinator, Washington Redskins	Mike Shanahan
2008-09	Offensive Coordinator, Houston Texans	Gary Kubiak
2007	Quarterbacks, Houston Texans	Gary Kubiak
2006	Wide Receivers, Houston Texans	Gary Kubiak
2004-05	Offensive Quality Control, Tampa Bay Buccaneers	Jon Gruden
2003	Graduate Assistant, UCLA	Karl Dorrell
2001-02	*Wide Receiver, University of Texas	Mack Brown

* Player





KYLE SHANAHAN'S ACCOLADES

49ERS HEAD COACH

AWARDS & HONORS

- 2016** Associated Press Assistant Coach of the Year
- 2016** The Sporting News Coordinator of the Year
- 2016** Professional Football Writers of America Assistant Coach of the Year

FALCONS FLYING HIGH

Under the guidance of Shanahan, the Atlanta Falcons offense soared to new heights in 2016, ranking highly and setting franchise records in several offensive categories.

NFL RANK

- 1st** POINTS PER GAME: **33.8***
8th highest in NFL since 1978[^]
- 1st** PASSER RATING: **116.8***
3rd highest in NFL since 1978[^]
- 1st** PLAYS OF 20-OR-MORE YARDS: **84**
- 1st** PASS YARDS PER ATTEMPT: **9.24**
4th highest in NFL since 1978[^]
- 2nd** YARDS PER GAME: **415.8***
- 3rd** PASSING YARDS PER GAME: **295.3***
- 5th** RUSHING YARDS PER GAME: **120.5**

*FRANCHISE RECORD ^DEBUT OF 16 GAME SCHEDULE

MAKING AN MVP

In Shanahan's offense, QB Matt Ryan posted career-highs across the board en route to being named Most Valuable Player by the Associated Press in addition to MVP and Offensive Player of the Year by the Pro Football Writers of America. Ryan also earned First-Team All-Pro and Pro Bowl honors.

NFL RANK

- 1st** PASSER RATING: **117.1***
5th highest in NFL since 1978[^]
- 2nd** TOUCHDOWNS: **38***
- 2nd** PASSING YARDS: **4,944***
- 2nd** PASSES OF 25-OR-MORE YARDS: **42**
- 3rd** COMPLETION PERCENTAGE: **69.9%***

*FRANCHISE RECORD ^DEBUT OF 16 GAME SCHEDULE

13 Ryan set an NFL record by throwing at least one TD pass to 13 different players.

COORDINATING SUCCESS

As a coordinator in the NFL for the past nine seasons, Shanahan has helped many of his players become household names by maximizing their talents. Below are some notable accomplishments by players under Shanahan's direction as offensive coordinator:

17 Pro Bowl Selections



6 First-Team All-Pro Selections **5** Second-Team All-Pro Selections

1,000/3,000 YARD SEASONS UNDER SHANAHAN

RUSHING			RECEIVING		
Yds.	Player	Year	Yds.	Player	Year
1,079	Devonta Freeman	2016	1,409	Julio Jones	2016
1,056	Devonta Freeman	2015	1,871	Julio Jones	2015
1,275	Alfred Morris	2013	1,346	Pierre Garcon	2013
1,613	Alfred Morris	2012	1,115	Santana Moss	2010
1,282	Steve Slaton	2008	1,569	Andre Johnson	2009
			1,575	Andre Johnson	2008

PASSING					
Yds.	Player	Year	Yds.	Player	Year
4,944	Matt Ryan	2016	3,151	Rex Grossman	2011
4,591	Matt Ryan	2015	3,377	Donovan McNabb	2010
3,326	Brian Hoyer	2014	4,770	Matt Schaub	2009
3,203	Robert Griffin III	2013	3,043	Matt Schaub	2008
3,200	Robert Griffin III	2012			

100+ REC. SEASONS UNDER SHANAHAN

Recs.	Player	Year	Recs.	Player	Year
136	Julio Jones	2015	101	Andre Johnson	2009
113	Pierre Garcon	2013	115	Andre Johnson	2008

IN 2012 QB Robert Griffin III earned **AP Offensive Rookie of the Year** honors executing Shanahan's offense for Washington. The Redskins finished with the fourth highest scoring average in the NFL (27.3 PPG) as Griffin completed 65.6% of his passes for 3,200 yds. and 20 TDs while adding 817 rush yds. and 7 TDs on the ground.

6 of 9 Shanahan's offense has ranked in the top 10 in the NFL in yards gained in 6 of his 9 seasons as an NFL coordinator.



ALL-TIME 49ERS HEAD COACHING RECORDS

COACH	REGULAR SEASON					
	SEASONS	YEARS	WINS	LOSSES	TIES	WIN PCT.
Lawrence Shaw	9	1946-54	71	39	4	.640
Norman Strader	1	1955	4	8	0	.333
Frank Albert	3	1956-58	19	16	1	.542
Howard Hickey*	5	1959-63	27	27	1	.500
Jack Christiansen*	5	1963-67	26	38	3	.411
Dick Nolan	8	1968-75	54	53	5	.504
Monte Clark	1	1976	8	6	0	.571
Ken Meyer	1	1977	5	9	0	.357
Pete McCulley#	1	1978	1	8	0	.111
Fred O'Connor#	1	1978	1	6	0	.143
Bill Walsh	10	1979-88	92	59	1	.609
George Seifert	8	1989-96	98	30	0	.766
Steve Mariucci	6	1997-02	57	39	0	.594
Dennis Erickson	2	2003-04	9	23	0	.281
Mike Nolan %	4	2005-08	18	37	0	.327
Mike Singletary %	3	2008-10	18	22	0	.450
Jim Harbaugh	4	2011-14	43	19	1	.690
Jim Tomsula &	2	2010, 2015	6	11	0	.353
Chip Kelly	1	2016	2	14	0	.125
Kyle Shanahan	1	2017-current	0	0	0	.000

*Hickey coached the first three games of '63, Christiansen coached the final 11.

#McCulley coached the first nine games of '78, O'Connor coached the final 7.

%Nolan coached the first seven games of '08, Singletary coached the final 9.

& Singletary coached the first 15 games of '10, Tomsula coached the final 1.

COACH	POSTSEASON					
	SEASONS	YEARS	WINS	LOSSES	TIES	WIN PCT.
Lawrence Shaw	9	1946-54	1	1	0	.500
Frank Albert	3	1956-58	0	1	0	.000
Dick Nolan	8	1968-75	2	3	0	.400
Bill Walsh	10	1979-88	10	4	0	.714
George Seifert	8	1989-96	10	5	0	.667
Steve Mariucci	6	1997-02	3	4	0	.429
Jim Harbaugh	4	2011-14	5	3	0	.625

COACH	PRESEASON					
	SEASONS	YEARS	WINS	LOSSES	TIES	WIN PCT.
Lawrence Shaw	9	1946-54	28	9	2	.766
Norman Strader	1	1955	5	1	0	.833
Frank Albert	3	1956-58	11	7	0	.611
Howard Hickey	5	1959-63	12	15	0	.444
Jack Christiansen	5	1963-67	5	14	1	.263
Dick Nolan	8	1968-75	15	32	1	.319
Monte Clark	1	1976	4	2	0	.667
Ken Meyer	1	1977	1	5	0	.167
Pete McCulley	1	1978	1	3	0	.250
Bill Walsh	10	1979-88	22	20	1	.524
George Seifert	8	1989-96	25	12	1	.676
Steve Mariucci	6	1997-02	10	14	0	.417
Dennis Erickson	2	2003-04	3	5	0	.375
Mike Nolan	4	2005-08	7	9	0	.438
Mike Singletary	2	2009-10	7	1	0	.875
Jim Harbaugh	4	2011-14	10	6	0	.625
Jim Tomsula	2	2010, 2015	2	2	0	.500
Chip Kelly	1	2016	2	2	0	.500

COACH	OPENING DAY GAMES					
	SEASONS	YEARS	WINS	LOSSES	TIES	WIN PCT.
Lawrence Shaw	9	1946-54	7	2	0	.778
Norman Strader	1	1955	0	1	0	.000
Frank Albert	3	1956-58	1	2	0	.333
Howard Hickey	5	1959-63	2	3	0	.400
Jack Christiansen	5	1963-67	2	1	1	.667
Dick Nolan	8	1968-75	3	5	0	.375
Monte Clark	1	1976	1	0	0	1.000
Ken Meyer	1	1977	0	1	0	.000
Pete McCulley	1	1978	0	1	0	.000
Bill Walsh	10	1979-88	4	6	0	.400
George Seifert	8	1989-96	7	1	0	.875
Steve Mariucci	6	1997-02	3	3	0	.500
Dennis Erickson	2	2003-04	1	1	0	.500
Mike Nolan	4	2005-08	2	2	0	.500
Mike Singletary	1	2009-10	1	1	0	.500
Jim Harbaugh	4	2011-14	4	0	0	1.000
Jim Tomsula	2	2010, 2015	1	0	0	1.000
Chip Kelly	1	2016	1	0	0	1.000



ROBERT SALEH

DEFENSIVE COORDINATOR

13TH NFL SEASON » 1ST WITH 49ERS

Robert Saleh (SAH-lah) enters his 13th NFL season and first season as the 49ers defensive coordinator. He spent the previous three seasons (2014-16) as the linebackers coach for the Jacksonville Jaguars.

In 2016, Saleh's linebackers helped the Jacksonville defense rank fifth in passing yards allowed (215.3) and sixth in opponent rushing average (3.82). Team captain LB Paul Posluszny started all 16 games at MLB and led the team in tackles for the second consecutive season. According to Jaguars team statistics, LB Telvin Smith registered 118 tackles while starting all 16 games at outside linebacker for the first time in his career. Smith's 350 career tackles are the most ever by a Jaguars player in his first three NFL seasons.

In 2015, the Jaguars defense allowed 3.68 yards per attempt, the fifth lowest rushing average allowed in the NFL. Posluszny led the Jaguars and ranked fifth in the league with 133 tackles, according to game book statistics, while tying with Smith for the team lead with 13 tackles for loss. According to Jaguars team statistics, Smith registered a career high 128 tackles in 2015.

Under Saleh's guidance, Smith stepped in the starting lineup and ranked third among all rookies with 99 tackles, according to game book statistics, in 2014. Smith led the team with two fumble recoveries while ranking second with nine tackles for loss. After a season-ending injury to Posluszny midway through the year, LB J.T. Thomas stepped in and set a career high in tackles along with two interceptions, two tackles for loss and five passes defended.

Prior to Jacksonville, Saleh spent three seasons (2011-13) as a defensive quality control coach for the Seattle Seahawks. During his three seasons with the Seahawks, he was responsible for assisting the defensive staff with day-to-day duties with a focus on the linebackers. Working under linebackers coach Ken Norton, Jr., Saleh aided in the development of LB K.J. Wright, LB Bobby Wagner and Super Bowl XLVIII MVP Malcolm Smith.



Before joining the Seahawks, Saleh spent six seasons with the Houston Texans, serving as a coaching intern (2005), defensive assistant (2006-08) and assistant linebackers coach (2009-10). In Houston, Saleh oversaw the growth of the Texans linebackers, including AP Defensive Rookie of the Year performances by DeMeco Ryans (2006) and Brian Cushing (2009). In 2009, the Pro Bowl duo of Ryans and Cushing were the only teammates to both rank among the league's top 10 tacklers, according to game book statistics.

Saleh joined the Texans after three seasons working in the collegiate ranks. He began his career as an offensive assistant/tight ends (2002) and defensive assistant/defensive line (2003) at Michigan State before spending one season (2004) as a defensive assistant/defensive line at Central Michigan and a brief stint (2005) at Georgia as a defensive assistant/linebackers coach.

A native of Dearborn, MI, Saleh attended Northern Michigan University where he started at tight end for four years. Saleh and his wife, Sanaa, have five children: four sons, Adam, Zane, Michael and Sam, and one daughter, Mila.

SALEH'S BACKGROUND

YEARS	COACHING BACKGROUND	HEAD COACH
2017-current	Defensive Coordinator, San Francisco 49ers	Kyle Shanahan
2014-16	Linebackers, Jacksonville Jaguars	Doug Marrone/Gus Bradley
2011-13	Defensive Quality Control, Seattle Seahawks	Pete Carroll
2009-10	Linebackers, Houston Texans	Gary Kubiak
2006-08	Defensive Assistant, Houston Texans	Gary Kubiak
2005	Coaching Intern, Houston Texans	Dom Capers
2005	Defensive Assistant/Linebackers, University of Georgia	Mark Richt
2004	Defensive Assistant/Defensive Line, Central Michigan University	Brian Kelly
2003	Defensive Assistant/Defensive Line, Michigan State University	John Smith
2002	Offensive Assistant/Tight Ends, Michigan State University	Morris Watts/Bobby Williams
1997-2001	*Tight End, Northern Michigan University	Eric Holm

* Player



RICHARD HIGHTOWER

SPECIAL TEAMS COORDINATOR

11TH NFL SEASON » 2ND WITH 49ERS

Richard Hightower rejoins the 49ers as the team's special teams coordinator, having previously served as assistant special teams coach with the team in 2015. Last season, he worked with the Chicago Bears as their assistant special teams coach.

Hightower has 11 years of coaching experience including ten in the NFL. In 2016, during his stint with the Bears, the kickoff coverage team finished 7th in the NFL in opponent drive start average. Deonte Thompson led the NFL in kickoff returns with 35 and ranked second with 810 yards. Punter returner Eddie Royal scored on a nifty 65-yard touchdown on Monday Night Football vs. the Eagles. Sherrick McManis led the Bears in special-teams tackles and finished top 10 in the NFL, recording 13 stops.

In 2015, Hightower first joined San Francisco as an assistant special teams coach. That season, Hightower helped the 49ers punt coverage unit rank eighth in the NFL allowing just 6.4 yards per return, while working with rookie punter Bradley Pinion. Kicker Phil Dawson was 10th in the NFL with an 88.9 field goal percentage (tied for the fourth highest percentage of his 17-year career).

Hightower spent the 2014 season working on offense in Cleveland assisting with the receivers after working as an assistant special teams coach for four seasons in Washington (2010-13). With Washington, he worked under longtime special teams coordinator Danny Smith. Hightower also spent two seasons (2012-13) as the assistant defensive backs coach with the Redskins. Over his four seasons in Washington, the Redskins were third in the NFL in kickoff coverage, allowing just 21.2 yards per return, including leading the league in 2010 and 2011. Hightower's coaching on special teams helped Lorenzo Alexander lead the NFL with 21 special-teams tackles en route to being named the NFC's special teams player in the Pro Bowl, in 2012. Hightower was also instrumental in the development of first-year kicker Kai Forbath, who broke an NFL record by hitting his first 17 field goal attempts, leading the NFL with a 94.4 field goal percentage.

As assistant defensive back coach, Hightower helped the unit rank sixth in the NFL in interceptions (37) and tie for second in the NFL in interception-return touchdowns (7) over the two-year span. DeAngelo Hall led the NFL in defensive touchdowns (3). In 2012, the Redskins were first in the NFC in passes defended and had four returned touchdowns.



From 2006-08, Hightower was on Houston's coaching staff as a coaching assistant (2006-07) before being elevated to special teams assistant (2008). In Houston, he served under widely respected then-special teams coordinator Joe Marciano, who has more than 30 years of experience coaching special teams. In 2008, Houston was 11th in the NFL in kickoff coverage (22.3 ypr). Punt returner Jacoby Jones finished fifth in the NFL and second in Texans single-season annals with a 12.1 average, including a franchise single-season record two punt return touchdowns. Kicker Kris Brown set franchise records for points (124), field goals made (29) and field goal percentage (.879). In 2007, the kickoff return unit featuring Jerome Mathis and Andre Davis became only the 4th team in NFL history to score four touchdowns on kickoff return in a single season.

In between his time in Houston and Washington, Hightower spent the 2009 season as wide receivers coach at the University of Minnesota. Under his tutelage, Eric Decker was named a First-Team All-Big Ten selection that season before being selected by the Denver Broncos in the third round (87th overall) of the 2010 NFL Draft.

A native of Houston, TX, Hightower earned his BA in Marketing from the University of Texas where he was a three-year letterman and special teams standout for the Longhorns. He went to Austin as an academic scholar and later earned an athletic scholarship after walking on. Following his senior season, then head coach Mack Brown and his staff voted Hightower the D. Harold Byrd Leadership Award.

Hightower and his wife, Lanet, have two sons, Jaxson and Kaden, and a daughter, Reagan.

HIGHTOWER'S BACKGROUND

YEARS	COACHING BACKGROUND	HEAD COACH
2017-current	Special Teams Coordinator, San Francisco 49ers	Kyle Shanahan
2016	Assistant Special Teams, Chicago Bears	John Fox
2015	Assistant Special Teams, San Francisco 49ers	Jim Tomsula
2014	Offensive Quality Control, Cleveland Browns	Mike Pettine
2012-13	Assistant Special Teams/Assistant Defensive Backs, Washington Redskins	Mike Shanahan
2010-11	Assistant Special Teams, Washington Redskins	Mike Shanahan
2009	Wide Receivers, University of Minnesota	Tim Brewster
2008	Special Teams Assistant, Houston Texans	Gary Kubiak
2006-07	Coaching Assistant, Houston Texans	Gary Kubiak
1999-2002	*Wide Receiver, University of Texas	Mack Brown

* Player



JON EMBREE

ASSISTANT HEAD COACH/TIGHT ENDS

9TH NFL SEASON » 1ST WITH 49ERS

Jon Embree enters his first season as the 49ers assistant head coach/tight ends coach after spending the previous three seasons (2014-16) as the tight ends coach of the Tampa Bay Buccaneers.

In 2016, Embree helped TE Cameron Brate establish career highs in three major categories including with 57 receptions for 660 yards and eight touchdowns, tied for the most in the NFL. Combined with four touchdown receptions from TE Austin Seferian-Jenkins and one each from TE Brandon Myers and TE Alan Cross, Buccaneers tight ends caught 11 touchdowns, the most for the team since 1985, when Tampa Bay tight ends combined for 13 touchdown receptions.

In 2015, Seferian-Jenkins was limited to seven games, but still improved his receiving numbers from his rookie season, recording 21 receptions for 338 yards and four touchdowns. Seferian-Jenkins' 16.1 receiving average was the second-highest of any tight end in the NFL (New England TE Rob Gronkowski - 16.3 yards per reception) with at least 20 receptions. Embree also oversaw the development of Brate in his first year, who started the season on the team's practice squad but finished the year with 23 receptions for 288 yards and three touchdowns.

In 2014, Embree worked with Seferian-Jenkins who recorded 21 receptions for 221 yards and two touchdowns in nine games. His reception total and receiving yards were the fourth-most ever by a Buccaneers rookie tight end, while his two touchdown receptions tied for the third-most.

Prior to Tampa Bay, Embree spent the 2013 season as the tight ends coach with Cleveland Browns. With Embree's guidance, TE Jordan Cameron earned a Pro Bowl berth and ranked second in the NFL in receiving yards (917) by a tight end behind New Orleans TE Jimmy Graham (1,215) and third in receptions (80) by a tight end behind Graham (86) and Atlanta Falcons TE Tony Gonzalez (80).

Embree joined the Buccaneers after spending two years (2011-12) as head coach at the University of Colorado and one season (2010) as the tight ends coach for the Washington Redskins. That season, TE Chris Cooley ranked second in the NFL in receptions (77) by a tight end behind Dallas Cowboys TE Jason Witten (94) and third in receiving yards (849) by a tight end behind Witten (1,002) and San Francisco 49ers TE Vernon Davis (914).

Embree first entered the NFL coaching ranks in 2006, where he spent three seasons (2006-08) as the tight ends coach for the Kansas City Chiefs. In 2008, TE Tony Gonzalez paced all NFL tight ends with 96 receptions for 1,058 yards and 10 touchdowns. In 2007, Gonzalez led all tight ends with 99 receptions for 1,172 yards while adding 5 touchdowns. In 2006, Gonzalez ranked second among all tight ends in both receptions (73) and receiving yards (900). Gonzalez was named to the Pro Bowl and All-Pro in each of his three seasons working with Embree.



Prior to joining the NFL, Embree spent 13 years at the collegiate level, including three seasons at UCLA, where he served as assistant head coach/wide receivers (2003) and assistant head coach/tight ends (2004-05).

From 1993 to 2002, Embree was at the University of Colorado where he spent 10 years serving in a variety of roles. He was the tight ends coach for two seasons (1993-94) before moving to defensive ends coach for four years (1995-98). Embree returned to his role as tight ends coach for two years in 1999 before spending two seasons as the wide receivers/kickers coach (2001-02).

Embree began his coaching career at Colorado as a volunteer assistant coach in 1991 before spending one year as the receivers/tight ends coach at Douglas County (CO) High School.


Originally a 6th round pick (166th overall) of the Los Angeles Rams in 1987, Embree appeared in 13 games over two seasons with LA before suffering a career-ending elbow injury in 1989 while with the Seattle Seahawks.

A native of Englewood, CA, Embree lettered four seasons (1983-86) as a tight end at the University of Colorado and ended his career in the top five in both career receptions (80) and yards (1,116) along with five touchdowns. He graduated with a degree in communications in 1987. Embree and his wife, Natalyn, have three children: two sons, Taylor and Connor, and one daughter, Hannah.

EMBREE'S BACKGROUND

YEARS	COACHING BACKGROUND	HEAD COACH
2017-current	Assistant Head Coach/Tight Ends, San Francisco 49ers	Kyle Shanahan
2014-16	Tight Ends, Tampa Bay Buccaneers	Dirk Koetter/Lovie Smith
2013	Tight Ends, Cleveland Browns	Rob Chudzinski
2011-12	Head Coach, University of Colorado	---
2010	Tight Ends, Washington Redskins	Mike Shanahan
2006-08	Tight Ends, Kansas City Chiefs	Herm Edwards
2004-05	Assistant Head Coach/Tight Ends, UCLA	Karl Dorrell
2003	Assistant Head Coach/Wide Receivers, UCLA	Karl Dorrell
2001-02	Wide Receivers/Kickers, University of Colorado	Gary Barnett
1999-2000	Tight Ends, University of Colorado	Gary Barnett
1995-98	Defensive Ends, University of Colorado	Rick Neuheisel
1993-94	Tight Ends, University of Colorado	Bill McCartney
1992	Receivers/Tight Ends, Douglas County (CO) High School	
1991	Volunteer Assistant Coach, University of Colorado	Bill McCartney
1989	*Tight End, Seattle Seahawks	Chuck Knox
1987-88	*Tight End, Los Angeles Rams	John Robinson
1983-86	*Tight End, University of Colorado	Bill McCartney

* Player



JOHN BENTON

OFFENSIVE LINE

14TH NFL SEASON » 1ST WITH 49ERS

John Benton, a veteran of 30 years of coaching experience, including 13 seasons in the NFL, enters his first season as the 49ers offensive line coach.

In 2016, Benton served as an assistant offensive line coach for the Jacksonville Jaguars. Under the guidance of Benton and assistant head coach/offensive line coach Doug Marrone, the Jaguars offensive line allowed 34 sacks, the fewest sacks allowed in a single season since 2007 (31) and 17 fewer than the team allowed in 2015. Seeing improvement as the season progressed, the Jaguars offense ranked fifth in rushing yards per game (124.5) during the second half of the 2016 season (Weeks 9-16).

Prior to Jacksonville, Benton spent two seasons (2014-15) as the offensive line coach for the Miami Dolphins. In 2015, the Dolphins averaged 4.35 yards per carry, good for ninth in the NFL while RB Lamar Miller tied a career high with eight rushing touchdowns.

In 2014, Benton's offensive line helped the Dolphins offense produce 361 first downs, tied for the second-most in franchise history and the most since 1985, when the team had the same amount. The line paved the way for Miller, who surpassed the 1,000-yard rushing mark (1,099) for the first time in his career, and helped protect QB Ryan Tannehill, whose 4,045 passing yards were the most by a Miami quarterback since Dan Marino (4,453 yards) in 1994. Miller and Tannehill combined to become the first duo in franchise history to produce a 1,000-yard rusher and 4,000-yard passer in a season.

Prior to Miami, Benton served as the offensive line coach for the Houston Texans for eight seasons (2006-13). With the Texans, Benton's offensive line was instrumental in establishing one of the NFL's top-ranked offensive attacks, setting franchise marks for rushing yards (2,448) in 2011, and passing yards (4,654) and total offense (6,129 yards) in 2009. Behind All-Pro T Duane Brown and All-Pro C Chris Myers, Houston's offensive line helped All-Pro RB Arian Foster become the 13th fastest player in NFL history to reach 5,000 career rushing yards. Additionally, Foster registered three consecutive 1,000-yard seasons (2010-12) and a franchise-record 25 career 100-yard rushing games.

In 2012, Benton's offensive line anchored Houston's third consecutive 2,000-yard rushing season as Foster led the NFL with 15 rushing touchdowns. Foster surpassed the 1,000-yard mark for the third consecutive season behind the play of Myers and Brown. Houston's offense ranked seventh in yards per game (372.1) and eighth in points per game (26.0) while allowing 28 sacks, the fourth fewest in the AFC.



The Texans offensive line helped pave the way for a franchise record 2,448 rushing yards in 2011. Excelling in the playoffs, Houston averaged 159.5 rushing yards per game in helping the Texans reach the Divisional round. For the first time in franchise history, the Texans had two players eclipse 900 rushing yards in the same season as Foster recorded 1,224 yards and RB Ben Tate notched 942 yards on the ground. Both Foster and Tate rushed for 100-or-more yards in the same game twice during the 2010 season, making Houston just the sixth team since 1985 to accomplish that feat. In Benton's system, Myers was selected to his first Pro Bowl while Brown was selected as a Second-Team All-Pro by the Associated Press.

Benton's unit paved the way for another record-setting season for Houston's offense in 2010. The Texans ranked third in the NFL with a franchise-record 6,186 yards of offense (386.6 yards per game) and helped Foster lead the NFL in rushing yards (1,616) and total touchdowns (18; 16 rushing, two receiving), each setting a new single-season franchise record.

In 2009, the line provided protection for the NFL's passing leader, QB Matt Schaub, who threw for 4,770 yards and 29 touchdowns. The offense ranked fourth in the NFL with an average 383.1 yards per game. The passing attack led the NFL with 290.9 yards per game while Benton's offensive line group gave up the fifth-fewest sacks in the league (25).

Benton's line featured the same starting lineup for all 16 games, a first in Texans history in 2008. The offensive line paved the way for rookie running back Steve Slaton to set a then-franchise record with 1,282 rushing yards, while the offense ranked third in the NFL with 6,113 total yards.

In 2007, Benton's offensive line group allowed 22 sacks, the lowest total allowed in franchise history. In his first season in Houston, Benton oversaw an offensive line that surrendered 25 fewer sacks (43) than in 2005 (68).

Prior to joining the Texans in 2006, Benton spent two seasons (2004-05) with the St. Louis Rams, coaching an offensive line that was anchored by All-Pro T Orlando Pace. In 2005, the Rams offensive line helped All-Pro RB Stephen Jackson rush for 1,046, the first 1,000-yard season of his career.

Prior to the NFL, Benton spent 17 years coaching at the collegiate level. He began his coaching career as a graduate assistant at Colorado State (1987-90) before moving on to California University (PA), where he coached the offensive line and served as the recruiting coordinator (1990-94).

Benton returned to Colorado State in 1995, where he spent nine years as offensive line coach (1995-99) and co-offensive coordinator (2000-03).

A native of Durango, CO, Benton was a four-year starter as an offensive lineman at Colorado State (1983-86) and earned honorable mention All-WAC honors during his junior and senior seasons. He was named to the WAC's All-Academic team as a senior in 1986. Benton and his wife, Nicole, have two children: Gabrielle and Paige.

BENTON'S BACKGROUND

YEARS	COACHING BACKGROUND	HEAD COACH
2017-current	Offensive Line, San Francisco 49ers	Kyle Shanahan
2015-16	Assistant Offensive Line, Jacksonville Jaguars	Doug Marrone/Gus Bradley
2014-15	Offensive Line, Miami Dolphins	Dan Campbell/Joe Philbin
2006-13	Offensive Line, Houston Texans	Wade Phillips/Gary Kubiak
2004-05	Offensive Line, St. Louis Rams	Joe Vitt/Mike Martz
2000-03	Co-Offensive Coordinator/Offensive Line, Colorado State University	Sonny Lubick
1995-99	Offensive Line, Colorado State University	Sonny Lubick
1990-94	Offensive Line, California University (PA)	Kevin Donley/Jeff Petrucci
1987-90	Graduate Assistant, Colorado State University	Earle Bruce/Leon Fuller
1983-86	*Offensive Lineman, Colorado State University	Leon Fuller

* Player



DANIEL BULLOCKS

ASSISTANT DEFENSIVE BACKS

2ND NFL SEASON » 1ST WITH 49ERS

Daniel Bullocks enters his first season as the 49ers assistant defensive backs coach after spending the 2016 season in the same role with the Jacksonville Jaguars.

In 2016, Bullocks worked with defensive backs coach DeWayne Walker and helped the Jaguars pass defense rank third in fewest yards allowed per pass attempt (6.58), fifth in fewest passing yards per game allowed (215.3), sixth in fewest total yards allowed (321.7 yards allowed per game and eighth in third down conversion defense (37.1%). CB Jalen Ramsey, selected fifth overall in the 2016 NFL Draft, started all 16 games for Jacksonville while leading the team and all rookies with 14 passes defended en route to being named to the PFWA All-Rookie team. In Week 15 against Tennessee, Ramsey intercepted Titans QB Matt Cassel in the fourth quarter and returned it 30 yards for a touchdown, becoming the first rookie in franchise history to record an interception return for a touchdown. According to game book statistics, S Johnathan Cyprien led all defensive backs with 126 tackles.

Prior to Jacksonville, Bullocks spent one season (2015) as assistant coach/cornerbacks at Eastern Michigan University. Bullocks helped EMU improve from 11th in pass defense in 2014 (274.8 pass yards allowed per game) to second in pass defense (202.8 pass yards allowed per game) in 2015 among Mid-American Conference teams.

Prior to Eastern Michigan, Bullocks spent three seasons (2012-14) at the University of Northern Iowa where he served as assistant coach/secondary. In three seasons at UNI, Bullocks helped the Panthers reach new heights, spending a combined 23 weeks ranked in the Football Championship Subdivision (FCS) polls.

During the 2014 campaign, Bullocks' secondary totaled 17 interceptions and three players from his defensive backfield were recognized by the Missouri Valley Football Conference (MVFC) for all-conference accolades. UNI ranked second in scoring defense (19.9 points per game allowed), second in total defense (313.6 yards per game allowed) and fifth in passing defense (206.6 pass yards allowed per game) among all MVFC teams. Nationally among all FCS teams, UNI ranked first in sacks (46) and eight in fewest rushing yards allowed (107.0).

In 2013, Northern Iowa ranked second in scoring defense (18.8 points per game allowed), third in total defense (334.5 yards per game allowed) and fifth in passing defense (202.9 pass yards allowed per game) among all MVFC teams. Under Bullock's guidance, CB Ray Mitchell ranked second in the conference with four interceptions.



Originally a second-round pick (40th overall) by the Detroit Lions in the 2006 draft, Bullocks appeared in 31 games (22 starts) and totaled 115 tackles, four passes defended, three fumble recoveries, one forced fumble and 1.0 sack during his four-year (2006-09) NFL career with Detroit. In 2008, he was the team's Ed Block Courage Award winner and was recipient of the Chuck Hughes Most Improved Player Award.

Bullocks played collegiately at the University of Nebraska (2001-05), where he appeared in 48 games at safety and recorded 226 tackles, the third most in school history among defensive backs. In 2005, he earned Second-Team All-Big 12 honors and was named to the Big 12 Fall Commissioner's Academic Roll in 2005. That season, he set the school record with 22 passes defended as a safety while the Blackshirts led the nation with 50 sacks.

In 2003, the Blackshirts led the nation in pass efficiency defense (88.66) and turnover margin (+1.77 per game) while ranking second in scoring defense (14.5 points per game allowed) and 11th in total defense (297.2 yards allowed per game). That season, the Blackshirts set the Big 12 and school record with 32 interceptions.

A native of Chattanooga, TN, Bullocks earned his degree in sociology in 2005. He is the founder of the Bullocks Foundation, which mentors and establishes scholarships for student-athletes to further education in his hometown. Bullocks and his wife, Vanessa have four children: Bella, Thalia, Starlet and Liv.

BULLOCKS' BACKGROUND

YEARS	COACHING BACKGROUND	HEAD COACH
2017	Assistant Defensive Backs, San Francisco 49ers	Kyle Shanahan
2016	Assistant Defensive Backs, Jacksonville Jaguars	Doug Marrone/Gus Bradley
2015	Assistant Coach/Cornerbacks, Eastern Michigan University	Chris Creighton
2013-14	Assistant Coach/Secondary, University of Northern Iowa	Mark Farley
2006-10	*Safety, Detroit Lions	Jim Schwartz/Rod Marinelli
2001-05	*Safety, University of Nebraska	Bill Callahan/Frank Solich

* Player



TAYLOR EMBREE

OFFENSIVE QUALITY CONTROL

2ND NFL SEASON » 1ST WITH 49ERS

Taylor Embree enters his second season in the NFL and first with the 49ers as an offensive quality control coach. He joins San Francisco after spending the 2016 season as a defensive assistant with the Kansas City Chiefs.

With Kansas City, Embree worked with a Chiefs defense that led the NFL with 104 passes defended and tied for the most interceptions (18). Prior to his year in Kansas City, Embree was a graduate assistant/offensive assistant for the UCLA football program in 2014 as well as a graduate assistant/defensive assistant for the school the year prior. He joined UCLA after one year (2012) as a graduate assistant/offensive assistant at UCLA.

Embree played collegiately at UCLA for four seasons (2008-11) where he ranked third on the team in receptions (20) as a senior after either leading or ranking second in catches and receiving yards in each of his first three seasons. He appeared in all 50 games (32 starts) at UCLA and finished with 137 receptions for 1,776 yards (13.0 average) and four touchdowns.

Embree left UCLA ranked eighth on the school's all-time list for receptions and 13th in receiving yards. After going undrafted in the 2012 NFL Draft, Embree signed with the San Diego Chargers where he spent training camp with the team.



A native of Denver, CO, Embree attended William S. Hart (Santa Clarita, CA) HS and is the son of current 49ers assistant head coach/tight ends coach Jon Embree.

EMBREE'S BACKGROUND

YEARS	COACHING BACKGROUND	HEAD COACH
2017-current	Offensive Quality Control, San Francisco 49ers	Kyle Shanahan
2016	Defensive Assistant, Kansas City Chiefs	Andy Reid
2014	Graduate Assistant/Offense, UCLA	Jim Mora
2013	Graduate Assistant/Defense, UCLA	Jim Mora
2012	Graduate Assistant/Offense, UNLV	Bobby Hauck
2008-11	*Wide Receiver, UCLA	Mike Johnson/ Rick Neuheisel

*Player



JEFF HAFLEY

DEFENSIVE BACKS

6TH NFL SEASON » 2ND WITH 49ERS

Jeff Hafley enters his second season as the 49ers defensive backs coach after spending the previous two seasons (2014-15) as the secondary coach with the Cleveland Browns.

Last season, Hafley worked with a 49ers secondary that saw CB Tramaine Brock and DB Jimmie Ward each register career highs in passes defended. Rookie CB Rashard Robinson played in 14 games (six starts) as he finished third on the team with eight passes defended and one interception. San Francisco's defense saw its pass defense go from 27th in the NFL the year prior to 14th in 2016 (240.5).

In 2015, S Donte Whitner finished second on the team with 81 tackles while adding four passes defended and a career-high 1.5 sacks, while CB Tramon Williams led the team with 10 passes defended.

During his first season as the secondary coach with the Browns in 2014, Cleveland led the NFL in opponent passer rating (74.1), opponent completion percentage (57.1) and passes defended (99) while finishing second in the league with 21 interceptions, the team's highest total since 2008. CB Joe Haden, Whitner and S Tashaun Gipson were each selected to the Pro Bowl, marking the first time in franchise history that three defensive backs were selected to the Pro Bowl in the same year. Despite missing the final five games of the season, Gipson finished second in the NFL with six interceptions. Cleveland allowed 69 fewer points than they did in 2013 and ranked ninth in scoring defense (21.1 PPG). His secondary was part of a defensive unit that led the NFL in opponent quarterback rating (74.1), ranked second in interceptions (21), and tied for fourth in takeaways (29) in 2014.

Prior to joining the Browns, Hafley spent two years (2012-13) with the Tampa Bay Buccaneers. In 2013, as the team's secondary/safeties coach, Hafley oversaw a unit that finished tied for third in the league in interceptions (21) and takeaways (31). CB Darrell Revis earned Pro Bowl honors as he registered 50 tackles and 11 passes defended.

In 2012, his first year in the NFL, Hafley served as an assistant defensive backs coach for the Buccaneers. He helped rookie S Mark Barron finish second among rookie defensive backs in tackles (88) and passes defended (10) while CB Ronde Barber registered a team-high four interceptions in his transition from cornerback to safety.

Before entering the NFL, Hafley spent 11 seasons in the collegiate ranks, including coaching stints at Rutgers University (2011), the University of Pittsburgh (2006-10), the University of Albany (2002-05) and Worcester Polytechnic University (2001).

During Hafley's only season at Rutgers, the Scarlet Knights were the ninth-ranked passing defense in the country (172.3 yards per game) while S Duron Harmon earned First-Team All-Big East honors and CB Logan Ryan received a second-team selection. Both Harmon and Ryan were drafted in the third round of the 2013 NFL draft by the New England Patriots.



Prior to joining Rutgers, Hafley spent five seasons at the University of Pittsburgh, coaching the secondary (2008-10) and as a defensive assistant/cornerbacks coach (2006-07).

In 2010, Pittsburgh ranked 15th in the country in points allowed per game (19.0) and 19th in passing yards allowed per game (185.1). Hafley coached a secondary that recorded 15 interceptions and 52 passes defended in helping Pittsburgh to a 10-3 record in 2009. In Hafley's first season as the secondary coach for Pittsburgh in 2008, the unit registered 16 interceptions and 53 passes defended while allowing 193.0 passing yards per game.

During his first season at Pittsburgh (2006), he helped mentor CB Darrell Revis, who was named a finalist for the Jim Thorpe Award as the nation's top cornerback and was selected in the first round of the 2007 NFL Draft (14th overall) by the New York Jets.

Hafley began his coaching career as the running backs coach at Worcester Polytechnic University (2001) prior to spending four seasons at the University of Albany, where he was a defensive tackles coach (2002-03) and defensive backs coach (2004-05). During his time at Albany, Hafley oversaw the development of CB Kurt Campbell, who went on to become the first player in school history to be selected in the NFL Draft.

A native of Montvale, NJ, Hafley was a four-year wide receiver at Siena College from 1997-2000. He graduated cum laude in 2001 with a bachelor's degree in history from Siena and earned his master's from Albany in 2003. Hafley is married to the former Gina Pomponio. They have one daughter, Hope Elyse.

HAFLEY'S BACKGROUND

YEARS	COACHING BACKGROUND	HEAD COACH
2016-current	Defensive Backs, San Francisco 49ers	Kyle Shanahan/Chip Kelly
2014-15	Secondary, Cleveland Browns	Mike Pettine
2013	Secondary/Safeties, Tampa Bay Buccaneers	Greg Schiano
2012	Assistant Defensive Backs, Tampa Bay Buccaneers	Greg Schiano
2011	Secondary, Rutgers University	Greg Schiano
2008-10	Secondary, University of Pittsburgh	Dave Wannstedt
2006-07	Defensive Assistant/Cornerbacks, University of Pittsburgh	Dave Wannstedt
2004-05	Defensive Backs, University of Albany	Bob Ford
2002-03	Defensive Tackles, University of Albany	Bob Ford
2001	Running Backs, Worcester Polytechnic University	Ed Zaloom
1997-2000	*Wide Receiver, Siena College	Jay Bateman/Chris Phelps/ Ed Zaloom

* Player



JOHNNY HOLLAND

LINEBACKERS

19TH NFL SEASON » 1ST WITH 49ERS

Johnny Holland enters his first season as the 49ers linebackers coach after spending the 2016 season as the inside linebackers coach with the Cleveland Browns.

With Cleveland, Holland worked with a linebacking corps that was led by LBs Christian Kirksey and Demario Davis. In his first season as a full-time starter, Kirksey registered a career-high 143 tackles, the fifth-most in the NFL according to game book statistics. After signing with the Browns as a free agent, Davis finished second on the team with 99 tackles.

Holland went to Cleveland following three seasons (2013-15) in the Canadian Football League (CFL). He served as the linebackers coach with the B.C. Lions from 2014-15 and the Saskatchewan Roughriders in 2013 and helped guide the Roughriders win the Grey Cup in his lone season with the team.

Before his time in the CFL, Holland was linebackers coach with the Oakland Raiders (2012) after one season (2011) with the Virginia Destroyers of the United Football League (UFL), helping the team win the league championship.

Holland served as linebackers coach for five seasons (2006-10) with the Houston Texans. Under Holland's tutelage, LB DeMeco Ryan (2006) and LB Brian Cushing (2009) each earn Associated Press Defensive Rookie of the Year honors. In 2009, Cushing registered 133 tackles, according to game book statistics, four sacks and four interceptions as the Texans reached nine wins, the highest total in franchise history at the time. In 2006, Ryan finished with 156 tackles, according to game book statistics, the most by an NFL rookie in 20 years.

Prior to working in Houston, Holland spent three seasons with the Detroit Lions. He began with Detroit as a defensive assistant from 2003-04 before moving to linebackers coach in 2005. He also spent three seasons with Seattle as the team's assistant special teams/assistant strength and conditioning coach (2000) and linebackers coach (2001-02).



Holland began coaching in the NFL as a defensive quality control coach with the Green Bay Packers from 1995-97. In 1998, he coached the Packers special teams and later spent one season (1999) as the team's linebackers coach. He was part of Green Bay's staff that won back-to-back NFC Championships, including a victory in Super Bowl XXXI.

Originally a second-round (41st overall) draft pick by the Packers in the 1987 NFL Draft, Holland played seven seasons (1987-93) with the Packers where he registered 100-or-more tackles in each of his final six seasons. In 1992, he led Green Bay with 145 tackles and helped the team to its first playoff victory in 11 years. Holland was inducted in the Packers Hall of Fame in 2001.

A native of Hempstead, TX, Holland was a four-year letterman (1983-86) at Texas A&M University where he led the Aggies in tackles in each of his final three seasons. He was enshrined in the Texas A&M Hall of Fame in 1993 as well as the Cotton Bowl Hall of Fame in 2000.

Holland and his wife, Faith, have two children: son, Jordan, and daughter, Joli.

HOLLAND'S BACKGROUND

YEARS	COACHING BACKGROUND	HEAD COACH
2017-current	Linebackers, San Francisco 49ers	Kyle Shanahan
2016	Inside Linebackers, Cleveland Browns	Hue Jackson
2014-15	Linebackers, BC Lions (CFL)	Jeff Tedford/ Mike Benevides
2013	Linebackers, Saskatchewan Roughriders (CFL)	Corey Chamblin
2012	Linebackers, Oakland Raiders	Dennis Allen
2011	Linebackers, Virginia Destroyers (UFL)	Marty Schottenheimer
2006-10	Linebackers, Houston Texans	Gary Kubiak
2005	Linebackers, Detroit Lions	Dick Jauron/Steve Mariucci
2003-04	Defensive Assistant, Detroit Lions	Steve Mariucci
2001-02	Linebackers, Seattle Seahawks	Mike Holmgren
2000	Assistant Special Teams/Assistant Strength & Conditioning, Seattle Seahawks	Mike Holmgren
1999	Linebackers, Green Bay Packers	Ray Rhodes
1998	Special Teams, Green Bay Packers	Mike Holmgren
1995-97	Defensive Quality Control, Green Bay Packers	Mike Holmgren
1987-93	*Linebacker, Green Bay Packers	Mike Holmgren/Lindy Infante/Forrest Gregg
1983-86	*Linebacker, Texas A&M University	Jackie Sherrill

* Player



STAN KWAN

ASSISTANT SPECIAL TEAMS

27TH NFL SEASON » 1ST WITH 49ERS

Stan Kwan enters his 27th season in the NFL and first as the 49ers assistant special teams coach. He joins San Francisco after four seasons (2013-16) as the assistant special teams coach with the New Orleans Saints.

In 2016, Saints P Thomas Morstead ranked fourth in the NFL with a 48.3 punting average. Rookie K Wil Lutz made 28 of his 34 field goal attempts (82.4 percent) and 49 of 50 extra points last season.

New Orleans' punt return unit was led by rookie RB/RS Marcus Murphy in 2015, who returned the first punt for a touchdown by a member of the Saints since 2011, scoring on a 74-yard punt return at Carolina. The units also registered a blocked punt recovered for a touchdown, blocked two kicks, returning one blocked extra point attempt for the first defensive two-point conversion since the NFL implemented 2015 rules changes.

Kwan joined New Orleans after three seasons (2010-12) in the same role with the Buffalo Bills. In 2012, the Bills led the NFL in punt return average (17.1 average), registered two return touchdowns and ranked fourth in kickoff return average (27.0). In 2011, the Bills kickoff coverage units held opponents to 20.4 yards per return, also leading the NFL. The punt return unit finished tied for first in the AFC and third in the NFL with a 12.7 average.

Prior to his time in Buffalo, Kwan spent six seasons with the Detroit Lions (2004-09), his second stint with the team. In those six years, the Lions blocked 16 kicks, the second-most in the NFL over that timespan. Kwan served as Detroit's special teams coordinator from 2008-09. In 2009, the Lions ranked fifth in the NFC in average starting field position (27.0 yard line) and tied for fourth in the NFL with three special teams takeaways. In 2008, the Lions led the NFL with five special teams takeaways and a plus-four turnover margin. That same season, K Jason Hanson kicked a NFL-high eight field goals from 50-or-more yards.



From 2001-03, Kwan worked as a special teams assistant/defensive quality control coach for the Arizona Cardinals. He went to Arizona following his first stint with the Lions from 1997-2000 as an offensive and special teams assistant. He first entered the NFL in 1991 as a coaching assistant with the San Diego Chargers and served as an offensive and special teams assistant with the Chargers from 1991-96.

A native of Phoenix, AZ, Kwan played baseball collegiately at San Diego State University for three years and earned his bachelor's degree in criminal justice. He spent one year at South Mountain Community College (Phoenix, AZ) prior to attending San Diego State where he was the first freshman to be named captain of the baseball team.

Kwan attended Phoenix Camelback High School where he set school career records for batting average, runs scored, stolen bases, on-base percentage and walks. In his junior year, Camelback was the top-ranked team in the state and was ranked 16th in the nation. He earned all-state honors twice as a shortstop and doubled as the school's quarterback, where he set the school single-game passing record (327 yards).

KWAN'S BACKGROUND

YEARS	COACHING BACKGROUND	HEAD COACH
2017-current	Assistant Special Teams, San Francisco 49ers	Kyle Shanahan
2013-16	Assistant Special Teams, New Orleans Saints	Sean Payton
2010-12	Assistant Special Teams, Buffalo Bills	Chan Gailey
2007-09	Assistant Special Teams, Detroit Lions	Jim Schwartz/Rod Marinelli
2006	Assistant Special Teams, Detroit Lions	Rod Marinelli
2004-05	Assistant Special Teams/Offensive Assistant, Detroit Lions	Dick Jauron/Steve Mariucci
2001-03	Assistant Special Teams/Defensive Quality Control, Arizona Cardinals	Dave McGinnis
1997-2000	Assistant Special Teams/Offensive Assistant, Detroit Lions	Gary Moeller/Bobby Ross
1996	Offensive Assistant, San Diego Chargers	Bobby Ross
1993-95	Assistant Special Teams/Offensive Assistant, San Diego Chargers	Bobby Ross
1991-92	Coaching Assistant, San Diego Chargers	Bobby Ross



MIKE LaFLEUR

WIDE RECEIVERS/PASSING GAME SPECIALIST

4TH NFL SEASON » 1ST WITH 49ERS

Mike LaFleur enters his first season as the 49ers wide receivers coach/passing game specialist having spent the previous two seasons (2015-16) as an offensive assistant with the Atlanta Falcons.

In 2016, LaFleur worked with the Falcons wide receiving corps, where WR Julio Jones finished second in the NFL with 1,409 receiving yards and WR Mohamed Sanu set a new career high with 59 receptions.

In his first year in Atlanta, LaFleur assisted the Falcons tight ends, where TE Jacob Tamme registered 59 receptions for a career-best 657 yards.

LaFleur first entered the NFL in 2014 as an offensive coaching intern with the Cleveland Browns. That season, he worked with the offensive line, who helped RBs Isaiah Crowell and Terrance West combine to rush for 1,280 yards on 319 carries (4.0 average) as Cleveland ranked fourth in the NFL with 17 rushing touchdowns.

Prior to Cleveland, LaFleur was the offensive coordinator/quarterbacks/wide receivers coach at Davidson College in 2013.

Before joining Davidson, he spent three seasons at Saint Joseph's College as quarterbacks coach (2010) and offensive coordinator (2011-12).



LaFleur began his coaching career at his alma mater, Elmhurst College, in 2009 as an offensive assistant working with the school's quarterbacks. Other responsibilities included film analysis, offensive game planning and directing the scout team.

A native of Mount Pleasant, MI, LaFleur was a team captain and three-time letter winner as a quarterback and safety at Elmhurst. He graduated with bachelor's degree in physical education in 2009. His brother, Matt LaFleur, is the offensive coordinator of the Los Angeles Rams. LaFleur married his wife, Lauren, in July of 2010. The couple has one daughter, Addison.

LaFLEUR'S BACKGROUND

YEARS	COACHING BACKGROUND	HEAD COACH
2017-current	Wide Receivers/Passing Game Specialist, San Francisco 49ers	Kyle Shanahan
2015-16	Offensive Assistant (Tight Ends & Wide Receivers), Atlanta Falcons	Dan Quinn
2014	Offensive Intern (Offensive Line), Cleveland Browns	Mike Pettine
2013	Offensive Coordinator/Quarterbacks/Wide Receivers, Davidson College	Paul Nichols
2011-12	Offensive Coordinator, Saint Josephs College	Cory Sanders
2010	Passing Game Coordinator/Quarterbacks, Saint Joseph's College	A.J. Ricker
2009	Offensive Assistant, Elmhurst College	Tim Lester
2005-08	*Quarterback/Safety, Elmhurst College	Tim Lester/Tom Journell

* Player



TEM LUKABU

DEFENSIVE QUALITY CONTROL

4TH NFL SEASON » 2ND WITH 49ERS

Tem Lukabu enters his fourth season in the NFL and second with the 49ers as the team's defensive quality control coach.

In 2016, Lukabu assisted defensive backs coach Jeff Hafley, who guided a 49ers secondary that saw CB Tramaine Brock and DB Jimmie Ward each register career highs in passes defended.

In 2015, Lukabu served as the linebackers coach at Florida International University, where he helped freshman LB Anthony Wint earn all-conference honors. In 2014, he served as the outside linebackers coach at his alma mater, Colgate University.

Prior to his time at Colgate, Lukabu spent two seasons (2012-13) as a defensive assistant for the Tampa Bay Buccaneers. In 2013, LB La-Vonte David registered career highs in sacks (7.0) and interceptions (three) en route to earning First-Team All-Pro honors. In 2012, Lukabu assisted the Buccaneers defense, which ranked first in the NFL against the run after finishing the 2011 season last in that category. During his time in Tampa Bay, he worked with DT Gerald McCoy, who was named to the first two Pro Bowls of his career and First-Team All-Pro honors in both 2012 and 2013.

Lukabu joined Tampa Bay following two seasons (2010-11) at Rutgers University, where he coached outside linebackers. In 2011, Lukabu coached LB Khaseem Greene, who led the team with 144 tackles and earned conference Co-Defensive Player of the Year honors, the first player in Rutgers history to do so.

Before working with the Scarlet Knights, Lukabu spent two seasons (2008-09) as linebackers coach at the University of Rhode Island, mentoring LB Matt Hansen, a Second-Team All-Colonial Athletic Association and All-New England Sports Writer honoree, and LB Rob Damon, a Third-Team Football Championship Subdivision All-American and Third-Team All-CAA recipient.

Lukabu began his coaching career working in player development at Rutgers (2006-08), where he was responsible for the academic growth and development of football players, monitoring the academic performance of specific players with special needs and assisting in the execution of plans and academic goals set for the team.




A former linebacker, Lukabu was a four-year letterman and a three-year starter at Colgate University (2000-03). The Raiders won back-to-back Patriot League titles as Lukabu was named the conference's Defensive Player of the Year in both 2002 and 2003, becoming the first player to claim that honor twice. He was a First-Team All-Patriot League selection both seasons and was named a Third-Team Associated Press All-American. He was a finalist for the Buck Buchanan Award, given to the national defensive player of the year.

Born in Kinshasa, the capital and largest city in the Democratic Republic of the Congo in central Africa, Lukabu earned his bachelor of arts degree in history with a minor in political science from Colgate in 2004. He is married to the former Kate Barrett, who was team captain for Colgate women's soccer, a two-time All-Patriot League performer and the Patriot League's 2003 Offensive Player of the Year. The couple has three children: two daughters, Zaida and Karmryn, and one son, Pax.

LUKABU'S BACKGROUND

YEARS	COACHING BACKGROUND	HEAD COACH
2016-current	Defensive Quality Control, San Francisco 49ers	Kyle Shanahan/Chip Kelly
2016	Linebackers, Western Michigan University	Rick Stockstill
2015	Linebackers, Florida International University	Ron Turner
2014	Outside Linebackers, Colgate University	Dan Hunt
2012-13	Defensive Assistant, Tampa Bay Buccaneers	Greg Schiano
2010-11	Outside Linebackers, Rutgers University	Greg Schiano
2008-09	Linebackers, University of Rhode Island	Joe Trainer/Darren Rizzi
2006-07	Player Development, Rutgers University	Greg Schiano
2000-03	*Linebacker, Colgate University	Dick Biddle

* Player



T.C. McCARTNEY

OFFENSIVE ASSISTANT

3RD NFL SEASON » 2ND WITH 49ERS

T.C. McCartney rejoins the 49ers as an offensive assistant, having served in that role with the team in 2015. In 2016, he worked at Louisiana State University as an offensive assistant. He entered the NFL coaching ranks in 2014 as quality control coach with the Cleveland Browns.

Prior to joining the Browns, McCartney was an offensive graduate assistant for two seasons (2012-13) at the University of Colorado. While at Colorado, McCartney worked closely with offensive coordinator/quarterbacks coach Brian Lindgren and the quarterbacks while also assisting with various parts of the entire offense.

McCartney first began coaching in 2011 as a graduate assistant at Louisiana State University. His duties included assisting with the quarterbacks, special teams and the overall offense, as the Tigers spent much of the year ranked number one before losing to Southeastern Conference rival Alabama in the BCS National Championship Game.

Prior to coaching, McCartney played quarterback at LSU for four seasons (2007-10) and was a member of the Tigers 2007 national championship team. He has been part of LSU teams that won two SEC Championships (2007 as a player and 2011 as a coach) and played in the Chick-fil-A Bowl (2008), the Capital One Bowl (2009) and the Cotton Bowl Classic (2010). He was the recipient of the team's Jeff Boss Unsung Hero Award in 2010.




McCartney graduated from LSU with a bachelor's degree in sports administration. He is the son of former Colorado QB Sal Aunese and the grandson of former Colorado head coach Bill McCartney, the winningest football coach in Colorado history.

McCARTNEY'S BACKGROUND

YEARS	COACHING BACKGROUND	HEAD COACH
2017-current	Offensive Assistant, San Francisco 49ers	Kyle Shanahan
2016	Offensive Assistant, Louisiana State University	Ed Orgeron/Les Miles
2015	Offensive Assistant, San Francisco 49ers	Jim Tomsula
2014	Quality Control, Cleveland Browns	Mike Pettine
2012-13	Offensive Graduate Assistant, University of Colorado	Mike MacIntyre/Jon Embree
2011	Graduate Assistant, Louisiana State University	Les Miles
2007-10	*Quarterback, Louisiana State University	Les Miles

*Player



MIKE McDANIEL

RUN GAME SPECIALIST

11TH NFL SEASON » 1ST WITH 49ERS

Mike McDaniel enters his first season as the 49ers run game specialist following two seasons (2015-16) as an offensive assistant with the Atlanta Falcons. McDaniel also has NFL stops with the Cleveland Browns (2014), Washington Redskins (2010-13), Houston Texans (2006-08) and Denver Broncos (2005).

With Atlanta in 2016, McDaniel worked with wide receivers coach Raheem Morris as WR Julio Jones reached 1,000 receiving yards for the third-consecutive season. Additionally, WRs Taylor Gabriel and Mohamed Sanu each reached career highs in their first season with the team as Gabriel caught a career-high six touchdown passes while Sanu registered a career-high 59 receptions.

During the 2015 season, Atlanta's offense saw Jones pass former 49ers WR Jerry Rice for second all-time in the single-season receiving yards list, with 1,871 yards. Jones also finished with 136 receptions, tied for the most in the NFL.

McDaniel joined Atlanta following one season (2014) as the Cleveland Browns wide receivers coach. Under McDaniel, WR Andrew Hawkins posted career highs with 63 receptions for 824 yards and two touchdowns. McDaniel also helped Gabriel during his rookie year finish second on the team with 621 receiving yards on 36 receptions.

Before his year in Cleveland, McDaniel spent three seasons with the Washington Redskins, first as an offensive assistant (2011-12) and later moved to wide receivers coach in 2013. In his lone season as wide receivers coach, McDaniel worked with WR Pierre Garçon, who led the NFL and set a franchise record with 113 receptions. His total surpassed Hall of Fame WR Art Monk's mark of 106, which lasted 29 years.



From 2009-10, McDaniel served as running backs coach for the UFL's Sacramento Mountain Lions. With the Mountain Lions, RB Cory Ross earned UFL Offensive Player of the Year honors in 2010. Prior to Sacramento, he spent three seasons as an offensive assistant with the Houston Texans (2006-08). McDaniel first entered coaching in the NFL in 2005 as an intern with the Denver Broncos.

A native of Greeley, CO, McDaniel played collegiately at Yale University where he earned a degree in history. McDaniel is married to his wife Katie.

McDANIEL'S BACKGROUND

YEARS	COACHING BACKGROUND	HEAD COACH
2017-current	Run Game Specialist, San Francisco 49ers	Kyle Shanahan
2015-16	Offensive Assistant, Atlanta Falcons	Dan Quinn
2014	Wide Receivers, Cleveland Browns	Mike Pettine
2013	Wide Receivers, Washington Redskins	Mike Shanahan
2011-12	Offensive Assistant, Washington Redskins	Mike Shanahan
2009-10	Running Backs, Sacramento Mountain Lions (UFL)	Dennis Green
2006-08	Offensive Assistant, Houston Texans	Gary Kubiak
2005	Coaching Intern, Denver Broncos	Mike Shanahan



VINCE OGHOBAAASE

ASSISTANT DEFENSIVE LINE

2ND NFL SEASON » 2ND WITH 49ERS

Vince Oghobaase (oh-guh-BAH-see) enters his second season in the NFL as the 49ers assistant defensive line coach. He spent the previous three years (2013-15) as a defensive graduate assistant at Ohio State University.

Working primarily with the defensive linemen, Oghobaase helped coached an Ohio State defense that ranked inside the top-10 in the nation in sacks during each of the past three seasons [2015 - tied for ninth (38.0); 2014 - tied for seventh (45.0); 2013 - third (44.0)]. During his tenure at Ohio State, he tutored DE Joey Bosa, who registered 26.0 career sacks, the third most in school history. In 2014, Bosa recorded 13.5 sacks, which ranked fifth in the nation and the second highest single-season total in school history.

Oghobaase began his coaching career as a defensive graduate assistant at Duke University in 2011, and helped the Blue Devils to the program's first bowl game appearance since 1994.

Oghobaase played collegiately at Duke from 2006-09, playing in 44 games. He registered 165 tackles during his career, and finished his career ranked sixth in school history in both sacks (14.0) and tackles for loss (36.5). During his college career, Oghobaase earned Freshman All-American honors in 2006, was twice named honorable mention All-ACC (2008-09) and received third-team All-America honors from *The Sporting News* in 2009.




A native of Houston, TX, Oghobaase graduated from Duke in 2010 with a degree in sociology and signed a free agent contract with the Miami Dolphins. He later played with the Hartford Colonials in the United Football League and spent time on the Washington Redskins' practice squad in 2010.

OGHOBAAASE'S BACKGROUND

YEARS	COACHING BACKGROUND	HEAD COACH
2016-current	Assistant Defensive Line, San Francisco 49ers	Kyle Shanahan/Chip Kelly
2013-15	Graduate Assistant, Ohio State University	Urban Meyer
2011-12	Graduate Assistant, Duke University	David Cutcliffe
2010	*Defensive Lineman, Hartford Colonials (UFL)	Chris Palmer
2006-09	*Defensive Lineman, Duke University	David Cutcliffe/Ted Roof

*Player



DeMECO RYANS

DEFENSIVE QUALITY CONTROL

1ST NFL SEASON » 1ST WITH 49ERS

DeMeco Ryans is in his first season as 49ers defensive quality control coach.

Originally drafted in the second round (33rd overall) by the Houston Texans in the 2006 NFL Draft, Ryans played for Houston (2006-11) and the Philadelphia Eagles (2012-15). He appeared in 140 games (139 starts) and registered 1,094 tackles, 46 passes defended, 13.5 sacks, 10 fumble recoveries, seven forced fumbles and seven interceptions.

During his 10-year career, Ryans was named AP Defensive Rookie of the Year and PFWA Rookie of the Year in 2006, First-Team All-Pro in 2007 and was selected to the Pro Bowl in 2007 and 2009.

A native of Bessemer, AL, Ryans played linebacker at the University of Alabama (2002-05). As a senior, he was a unanimous All-American selection, SEC Defensive Player of the Year and earned First-Team All-SEC honors in 2005. Ryans also earned defensive MVP honors in the 2006 Cotton Bowl and was selected as the 2005 Lott Trophy recipient for his combination of athletic excellence and off-the-field achievements.



RYANS' BACKGROUND

YEARS	COACHING BACKGROUND	HEAD COACH
2017-current	Defensive Quality Control, San Francisco 49ers	Kyle Shanahan
2012-15	*Linebacker, Philadelphia Eagles	Chip Kelly/Andy Reid
2006-11	*Linebacker, Houston Texans	Gary Kubiak
2002-05	*Linebacker, University of Alabama	Mike Shula/Dennis Franchione

* Player



RICH SCANGARELLO

QUARTERBACKS

3RD NFL SEASON » 1ST WITH 49ERS

Rich Scangarello (scain-guh-REL-oh) enters his first season as the 49ers quarterbacks coach. He joins San Francisco after spending the 2016 season as the offensive coordinator/quarterbacks coach at Wagner College.

Scangarello joined Wagner following one season (2015) as an offensive assistant with the Atlanta Falcons. In Atlanta, he assisted the offensive line with run-game preparation and coordinated the defensive scout team for the offense.

Before joining the Falcons, Scangarello spent three seasons (2012-14) as offensive coordinator and quarterbacks coach at Northern Arizona University. In 2012, Scangarello worked with QB Cary Grossart at NAU, who finished his career with the top completion percentage in school history (66.3). He also registered the second-best completion percentage in a single season with 66.7. The Lumberjacks averaged 31.6 points per game that season, finishing tied for 27th out of 123 Football Championship Subdivision (FCS) schools.

Prior to his time at NAU, Scangarello served as the offensive coordinator, assistant head coach and quarterbacks coach two seasons (2010-11) at Millsaps College (Jackson, MS), where he saw QB Garrett Pinciotti earn Second-Team All-SCAC honors in 2011, after throwing for 2,200 yards and 23 touchdowns.

Scangarello originally entered the NFL in 2009 with the Oakland Raiders as an offensive quality control coach in addition to working with the team's quarterbacks. He went to Oakland following four years (2005-08) at UC-Davis, which included one year (2008) as the school's co-offensive coordinator/quarterbacks coach. That season, the Aggies offense ranked 11th in the FCS in total offense, averaging 426.5 yards per game and 28.5 points per game.



He originally joined Davis as passing game coordinator and wide receivers coach, serving in that role from 2005-07. In 2005, he coached All-American WR Tony Kays, who led the NCAA and set a school single-season record with 93 receptions.

Scangarello worked at the University of Idaho in 2000 as an offensive graduate assistant and spent the 2002-03 seasons as the school's quarterbacks coach. He began his coaching career at UC-Davis in 1998 and 1999, working with consecutive consensus Division II All-Americans, Kevin Daft and J.T. O'Sullivan, who both were drafted in the NFL.

A native of Roseville, CA, Scangarello earned a degree in business administration from Sacramento State University in 1996.

SCANGARELLO'S BACKGROUND

YEARS	COACHING BACKGROUND	HEAD COACH
2017-current	Quarterbacks, San Francisco 49ers	Kyle Shanahan
2016	Offensive Coordinator/Quarterbacks, Wagner College	Jason Houghtaling
2015	Offensive Assistant, Atlanta Falcons	Dan Quinn
2012-14	Offensive Coordinator/Quarterbacks, Northern Arizona University	Jerome Souers
2010-11	Offensive Coordinator/Assistant Head Coach/Quarterbacks, Millsaps College	Aaron Pelch
2009	Offensive Quality Control/Assistant Quarterbacks, Oakland Raiders	Tom Cable
2008	Co-Offensive Coordinator/Quarterbacks, University of California-Davis	Bob Biggs
2005-07	Passing Game Coordinator/Wide Receivers, University of California-Davis	Bob Biggs
2002-03	Quarterbacks, University of Idaho	Tom Cable
2001	Offensive Coordinator/Quarterbacks, Carleton (Northfield, MN) College	Chris Brann
2000	Graduate Assistant, University of Idaho	Tom Cable
1998-99	Graduate Assistant, University of California-Davis	Bob Biggs



BOBBY SLOWIK

DEFENSIVE QUALITY CONTROL

5TH NFL SEASON » 1ST WITH 49ERS

Bobby Slowik enters his fifth season in the NFL and first season as the 49ers defensive quality control coach. Slowik worked with the Washington Redskins as a defensive assistant (2011-13) and video assistant (2010), in addition to time at Pro Football Focus, a statistical website that evaluates NFL and NCAA Division-I football.

With Washington, Slowik worked closely with OLBs Rob Jackson and Ryan Kerrigan. Jackson started 14 games in 2012 after replacing OLB Brian Orakpo who suffered a season-ending injury. That season, Jackson registered career highs in tackles (35), sacks (4.5) and interceptions (4). That same season, Kerrigan earned his first career Pro Bowl selection after finishing with a then career-high 8.5 sacks and also picked up his second career interception return for a touchdown.

Slowik assisted the Redskins defense in 2011 that allowed 339.8 yards per game, ranking fifth in the NFC. Washington also ranked fourth in the NFC, giving up 221.1 passing yards per game.

He first entered the NFL as a video assistant with Washington in 2010, and was responsible for the breakdown of upcoming opponents. He helped the video department's operations, which included assisting the coaching and scouting staff.



A native of Green Bay, WI, Slowik attended Michigan Tech University, where he played wide receiver for the Huskies and earned All-GLIAC honors in 2008. The son of former NFL defensive coordinator, Bob Slowik, he majored in biomedical engineering at MTU.

SLOWIK'S BACKGROUND

YEARS	COACHING BACKGROUND	HEAD COACH
2017-current	Defensive Quality Control, San Francisco 49ers	Kyle Shanahan
2011-13	Defensive Assistant, Washington Redskins	Mike Shanahan
2010	Video Assistant, Washington Redskins	Mike Shanahan
2005-09	*Wide Receiver, Michigan Tech University	Tom Kearly

* Player



ADAM STENAVICH

ASSISTANT OFFENSIVE LINE

1ST NFL SEASON » 1ST WITH 49ERS

Adam Stenavich enters his first season as the 49ers assistant of- fensive line coach. He joins San Francisco after serving as the of- fensive line coach at San Jose State University for the previous two seasons (2015-16).

In 2016, San Jose State averaged 155.1 rushing yards per game and finished with 16 touchdowns on the ground. During his first season of 2015 with the Spartans, San Jose State rushed for 2,378 yards and 24 touchdowns and added 2,882 passing yards and 21 touch- downs, becoming the second team in Spartans history to register 2,000-or-more yards rushing with more than 20 touchdowns and throw for 2,000-or-more yards and at least 20 touchdowns (1976). T Wes Schweitzer earned Second-Team All-Mountain West honors and was later selected by the Atlanta Falcons in the sixth round (195th overall) of the 2016 NFL Draft. T Nate Velichko was named All-Mountain West Honorable Mention after starting every game at right tackle after spending the 2014 season at right guard.

Stenavich joined San Jose State after spending the 2014 season as the offensive line coach at Northern Arizona University. That sea- son, Northern Arizona was one of the top offensive programs in the Football Championship Subdivision (FCS), ranking 16th in passing offense and 34th in total offense. He began his coaching career as an offensive graduate assistant at the University of Michigan for two years (2012-13) after spending the 2011 season as a strength and conditioning intern for the Wolverines.



A former left tackle at Michigan (2001-05), Stenavich finished his career earning First-Team All-Big Ten honors twice with the Wolver- ines (2004-05). As a senior in 2005, he was awarded the Hugh R. Rader Jr. award as Michigan's top offensive lineman. Following his collegiate career, Stenavich signed with the Carolina Panthers as an undrafted rookie free agent. He signed to the Green Bay Packers practice squad in 2006, and in 2007, Stenavich played for the Am- sterdam Admirals of NFL Europa. He spent the 2008 training camp with the Dallas Cowboys and spent two seasons (2009-10) on the Houston Texans practice squad.

A native of Marshfield, WI, Stenavich earned his bachelor's degree from Michigan in history. He and his wife Katie are the parents of three children: daughters, Hadley and Maggie, and son, Tim.

STENAVICH'S BACKGROUND

YEARS	COACHING BACKGROUND	HEAD COACH
2017-present	Assistant Offensive Line, San Francisco 49ers	Kyle Shanahan
2015-16	Offensive Line, San Jose State University	Ron Caragher
2014	Offensive Line, Northern Arizona University	Jerome Souers
2012-13	Graduate Assistant, University of Michigan	Brady Hoke
2011	Strength & Conditioning Intern, University of Michigan	Brady Hoke
2008-09	*Tackle, Houston Texans	Gary Kubiak
2007	*Tackle, Amsterdam Admirals (NFLE)	Bart Andrus
2006	*Tackle, Green Bay Packers	Mike McCarthy
2001-05	*Tackle, University of Michigan	Lloyd Carr

*Player



JASON TARVER

SENIOR DEFENSIVE ASSISTANT

16TH NFL SEASON » 13TH WITH 49ERS

Jason Tarver enters his 16th season in the NFL and his first as the team's senior defensive assistant, having served the 2016 season as outside linebackers coach and 2015 as the team's senior defensive assistant/linebackers coach. A 49ers assistant coach from 2001-10, he is a former defensive coordinator at the professional and collegiate levels, and is a veteran of 21 coaching seasons.

In 2016, Tarver worked with LB Ahmad Brooks as he tallied six sacks for the eighth-consecutive season, and is one of five active players to accomplish that feat. After returning to the 49ers in 2015, second-year LB Aaron Lynch set a career high with 6.5 sacks under Tarver's guidance, which tied for the team lead with Brooks.

Tarver served as the defensive coordinator for the Oakland Raiders from 2012-14. He helped oversee a unit that ranked 10th in the NFL in yards per carry allowed (4.05) over his three seasons. In his first season as the Raiders defensive coordinator, Oakland's defense improved from 29th overall in 2011 to 18th in 2012.

Prior to his time in Oakland, Tarver served as the co-defensive coordinator/inside linebackers coach at Stanford University in 2011. Under his guidance, the Cardinal defense ranked third in the nation in rushing yards allowed per game (84.4) and 11th in points allowed per game (16.41). Stanford finished the season with an 11-2 record, ranked seventh in the final Associated Press poll and competed in the Fiesta Bowl.

From 2001-10, Tarver was a member of the 49ers coaching staff. Over his decade-long tenure with the team, he spent time as an offensive quality control coach (2001-03), assistant running backs/offensive assistant (2004) and outside linebackers coach (2005-10).

In 2009, Tarver's outside linebackers registered 15 takeaways, 17.5 sacks and nine forced fumbles, while leading a defense that ranked sixth in the NFL in rushing yards allowed per game (97.0). The 49ers defense also ranked tied for third in the NFL in sacks (44), tied for first in forced fumbles (21) and fourth in points allowed per game (17.6). San Francisco's run defense experienced similar success in 2010, ranking sixth in rushing yards allowed per game for the second consecutive season (96.7).



Before joining the 49ers staff, Tarver spent three years as a graduate assistant with UCLA from 1998-00. He worked primarily with defensive backs, while also assisting with special teams. During his tenure with the Bruins, he helped produce several future NFL players, including CBs Ricky Manning and Jason Bell, and S Marques Anderson.

Tarver played football at West Valley Junior College in Saratoga from 1994-95. He then spent the following two seasons as an assistant coach on the West Valley staff, supporting linebackers, defensive backs and special teams.

A Northern California native, Tarver and his wife, Katie, have two sons: Merrick and Keegan. He earned his bachelor's degree in chemistry in 1997 from Santa Clara University and later earned his master's degree in biochemistry and molecular biology from UCLA, where he received the departmental prize for distinguished teaching in 1998 and 2000.

TARVER'S BACKGROUND

YEARS	COACHING BACKGROUND	HEAD COACH
2017-current	Senior Defensive Assistant, San Francisco 49ers	Kyle Shanahan
2016	Outside Linebackers, San Francisco 49ers	Chip Kelly
2015	Senior Defensive Assistant/Linebackers, San Francisco 49ers	Jim Tomsula
2012-14	Defensive Coordinator, Oakland Raiders	Tony Sparano/Dennis Allen
2011	Co-Defensive Coordinator/Inside Linebackers, Stanford University	David Shaw
2005-10	Outside Linebackers, San Francisco 49ers	Jim Tomsula/Mike Singletary/Mike Nolan
2004	Assistant Running Backs/Offensive Assistant, San Francisco 49ers	Dennis Erickson
2001-03	Offensive Quality Control, San Francisco 49ers	Dennis Erickson/Steve Mariucci
1998-2000	Graduate Assistant (Defensive Backs/Special Teams), UCLA	Bob Toledo
1996-97	Linebackers/Defensive Backs/Special Teams, West Valley Junior College	John Hancock
1994-95	*Defensive Back, West Valley Junior College	John Hancock

* Player



ROBERT TURNER JR.

RUNNING BACKS

22ND NFL SEASON » 1ST WITH 49ERS

Robert Turner Jr. enters his first season as the 49ers running backs coach after spending the previous two seasons in the same capacity with the Atlanta Falcons. A veteran of 21 NFL seasons, Turner is responsible for overseeing three of the top nine rookie rushing seasons in NFL history [Alfred Morris - 1,613 rushing yards in 2012 (3rd); Clinton Portis - 1,508 rushing yards in 2002 (7th); Mike Anderson - 1,487 rushing yards in 2000 (t-8th)].

In 2016, the Falcons ranked fifth in the league in rushing yards per game (120.5) and tied for third in the NFL with 20 rushing touchdowns. RB Devonta Freeman registered 1,079 rushing yards and 13 total touchdowns, the fifth most among running backs, to earn his second consecutive Pro Bowl selection. Freeman also ranked fifth among running backs with 54 receptions for 462 yards. Part of a two-pronged attack, RB Tevin Coleman registered 520 rushing yards, 421 receiving yards and 11 total touchdowns on the year.

In 2015, Freeman earned his first All-Pro and Pro Bowl selections as he was one of seven players to eclipse the 1,000 rushing yard mark (1,056) and tied for the NFL lead with 11 rushing touchdowns. Freeman's 1,634 total yards from scrimmage ranked fifth among all players during the 2015 season.

Prior to Atlanta, Turner spent four seasons (2010-13) as assistant head coach and running backs coach for the Washington Redskins.

In 2013, Washington ranked fifth in the NFL with 135.3 rushing yards per game and finished with 61 rushes of 10-or-more yards, the fourth most in the league. Morris finished the year ranked fourth in the NFL with 1,275 rushing yards to earn his first career Pro Bowl berth.

In 2012, the Redskins set a franchise record with 2,709 rushing yards, led the NFL 169.3 rushing yards per game, and ranked second in yards per carry (5.22) and rushing touchdowns (22). Turner helped Morris set a franchise record with 1,613 rushing yards, as a rookie. Morris' 1,613 rushing yards were the fourth most by rookie in NFL history (Eric Dickerson - 1,808 yards in 1983; George Roberts - 1,674 yards in 1981; Ezekiel Elliot - 1,631 yards in 2016).

In 2011, Turner oversaw the development of rookie RBs Roy Helu and Evan Royster. Helu finished the year as the team's leading rusher with 640 yards, the second-highest yardage total among rookies that season. In Weeks 12-14, Helu became the first rookie running back in Washington history to post three consecutive 100-yard games. In Weeks 16 and 17, Royster rushed for more than 100 yards in each game, making Helu and Royster the first rookie running back tandem in NFL history to each post consecutive 100-yard rushing games in a season.

During his first season in Washington, Turner helped develop RB Ryan Torain into a feature back as he posted career highs in attempts (164), rushing yards (742) and touchdowns (four). Under Turner, Torain ran for 172 yards against Tampa Bay in Week 14, the 10th-highest total in Redskins history.



Turner went to Washington after spending the previous 15 seasons (1995-2009) as the running backs coach of the Denver Broncos, where he was part of teams that earned two Super Bowl championships (Super Bowl XXXII and Super Bowl XXXIII), three AFC West titles (1996, 1998, 2005) and seven playoff berths (1996-98, 2000, 2003-05).

Turner worked with 2017 Pro Football Hall of Fame inductee RB Terrell Davis, who was named AP Most Valuable Player (1998) and AP Offensive Player of the Year (1996, 1998) while helping lead the Broncos to back-to-back Super Bowl titles. During his seven-year (1995-2001) NFL career, all under Turner's tutelage, Davis rushed for 7,607 yards and 60 touchdowns, while delivering 1,140 rushing yards and 12 touchdowns in eight playoff games.

Davis' 97.5 rushing yards per game in the regular season is the third-highest total in league history among running backs who recorded rushing attempts in at least 75 games, while his 142.5 rushing yards per game in the postseason is the highest average in league history for running backs who had registered rushing attempts in at least five playoff games.

During his 15 seasons in Denver, the Broncos produced the most rushing yards (32,829) and the most total yards (86,523) in the NFL. Over that span, six different running backs rushed for 1,000-or-more yards in a single season, including Davis (four times), Clinton Portis and Mike Anderson (twice), and Tatum Bell, Reuben Droughns and Olandis Gary (once).

Turner helped the Broncos record 11 individual 1,000-yard rushing seasons during his tenure, a total that includes a four-year streak of having a different 1,000-yard rusher each season (2003-06). Under Turner, the Broncos ranked among the NFL's top five in rushing during 10 of his 15 seasons, with 16 different running backs posting at least one 100-yard rushing game in the regular season or playoffs.

Before his arrival in Denver, Turner was assistant head coach, offensive coordinator and running backs coach for four seasons (1991-

94) at Purdue. During his tenure, the Boilermakers running game and entire offense improved each season, going from 106th in the nation in 1990 to 12th in 1994, a season in which the team rushed for a school record 36 rushing touchdowns. That year, Turner guided All-Big Ten second-team selection Mike Alstott (1,188 yards and 14 TDs), the school's first 1,000-yard rusher since 1976. In 1991, Turner coached the Big Ten Freshman of the Year RB Corey Rogers.

Prior to Purdue, Turner served as the running backs coach for two seasons (1989-90) at Ohio State University, during which time the Buckeyes went to two bowl games and had one of the most prolific running games in the Big Ten.

Turner's 1990 backfield was highlighted by Big Ten and National Freshman of the Year Robert Smith, who finished the season with 1,126 yards and eight touchdowns. In 1989, the Buckeyes led the Big Ten in rushing yards per game (241.0), total offense (418.1 yards per game) and scoring (29.5).

Before his stint at Ohio State, Turner coached the running backs at Fresno State (1983-88) and at his alma mater, Indiana State (1975-82). At Fresno State, he coached future pros RB Lavale Thomas (Packers), RB Anthony Mosley (Bears) and RB Aaron Craver (Dolphins, Broncos, Chargers, Saints).

Turner began his collegiate coaching career at Indiana State, where he spent eight years (1975-82) on staff. He began as running backs and quarterbacks coach while also working as the team's strength and conditioning coordinator in 1975. In 1976, Turner became defensive backs coach in addition to strength and conditioning coordinator for two seasons before working as the team's running backs coach and special teams coordinator for four years (1978-81). During his final year at Indiana State in 1982, he coached defensive backs and served as special teams coordinator.

During his tenure on Indiana State's coaching staff, Turner recruited and coached two All-American defensive backs in Wayne Davis (1984) and Vencie Glenn (1985), both of whom went on to be second round draft picks. He also helped ISU running back Vincent Allen post a 1,000-yard rushing season (1,022) in 1975.

Turner began his coaching career at Haworth (Kokomo, IN) High School as an assistant with the football and basketball teams from 1972-74.

A native of East Chicago, IN, Turner was an all-conference defensive back at Indiana State, where he played both football and basketball. Turner ranks tied for second in school history with 16 career interceptions, a total which includes nine in 1969, which is tied for second most in a single season in team history. He earned his bachelor's degree from Indiana State in health and physical education in 1972 before receiving his master's degree from the school in education/administration in 1976.

Turner attended East Chicago Washington High School, where he played four sports (football, basketball, baseball and track). In 1993 he was inducted into the Indiana High School Basketball Hall of Fame Silver Anniversary Team and was selected to the East Chicago Sports Hall of Fame in 1999.

Turner and his wife, Kimberly, have three daughters: Nacole, Krishna and Kiaana.

TURNER JR.'S BACKGROUND

YEARS	COACHING BACKGROUND	HEAD COACH
2017-current	Running Backs, San Francisco 49ers	Kyle Shanahan
2015-16	Running Backs, Atlanta Falcons	Dan Quinn
2010-13	Assistant Head Coach/Running Backs, Washington Redskins	Mike Shanahan
1995-2009	Running Backs, Denver Broncos	Josh McDaniels/Mike Shanahan
1991-94	Assistant Head Coach/Offensive Coordinator/Running Backs, Purdue University	Jim Colletto
1989-90	Running Backs, Ohio State University	John Cooper
1983-88	Running Backs, Fresno State	Jim Sweeney
1982	Defensive Backs/Special Teams Coordinator, Indiana State University	Dennis Raetz
1979-81	Running Backs/Special Teams Coordinator, Indiana State University	Dennis Raetz/Dick Jamieson
1978	Running Backs, Indiana State University	Dick Jamieson
1976-77	Defensive Backs/Strength & Conditioning Coordinator, Indiana State University	Tom Harp
1975	Running Backs/Quarterbacks/Strength & Conditioning Coordinator, Indiana State University	Tom Harp
1972-74	Assistant Coach, Haworth (Kokomo, IN) HS	John Bingaman
1968-71	*Defensive Back, Indiana State	Jerry Huntsman

* Player



JEFF ZGONINA

DEFENSIVE LINE

3RD NFL SEASON » 1ST WITH 49ERS

Jeff Zgonina (ska-KNEE-nuh) enters his third season in the NFL and first as the 49ers defensive line coach. He joins San Francisco after spending the 2016 season as the New York Giants assistant defensive line coach.

With the Giants, Zgonina worked with a defensive unit that ranked second in the NFL, allowing 17.8 points per game. That unit also finished tied for third in opponent rushing yards per game (88.6). After signing with the Giants as a free agent, DE Olivier Vernon led the team with 8.5 sacks while NT Damon Harrison registered career highs in sacks (2.5) and tackles (86) while working with Zgonina and defensive line coach Patrick Graham.

Zgonina previously served as assistant defensive line coach with the Houston Texans for one season (2013). In Houston, he worked with DE J.J. Watt, who led the team with 10.5 sacks and was named All-Pro for the second time in his career.

A seventh-round draft choice (185th overall) of the Pittsburgh Steelers in the 1993 NFL Draft, Zgonina played in 219 games (67 starts) and registered 448 tackles, 26 sacks, 13 fumble recoveries, 11 passes defended, three forced fumbles and one interception. Throughout his 17 NFL seasons, the former defensive tackle played for the Steelers (1993-94), Carolina Panthers (1995), Atlanta Falcons (1996), St. Louis Rams (1997, 1999-2002), Indianapolis Colts (1998), Miami Dolphins (2003-06) and Houston Texans (2007-09).




Throughout his career, Zgonina played in nine career postseason games including an appearance in the Rams 23-16 victory over the Tennessee Titans in Super Bowl XXXIV where he registered three tackles. Zgonina played collegiately at Purdue University (1989-92) where he was named Big Ten Defensive Player of the Year as a senior.

ZGONINA'S BACKGROUND

YEARS	COACHING BACKGROUND	HEAD COACH
2017-current	Defensive Line, San Francisco 49ers	Kyle Shanahan
2016	Assistant Defensive Line, New York Giants	Ben McAdoo
2013	Assistant Defensive Line, Houston Texans	Wade Phillips/Gary Kubiak
2007-09	*Defensive Tackle, Houston Texans	Gary Kubiak
2003-06	*Defensive Tackle, Miami Dolphins	Nick Saban/Jim Bates/ Dave Wannstedt
1999-2002	*Defensive Tackle, St. Louis Rams	Mike Martz/Dick Vermeil
1998	*Defensive Tackle, Indianapolis Colts	Jim Mora
1997	*Defensive Tackle, St. Louis Rams	Dick Vermeil
1996	*Defensive Tackle, Atlanta Falcons	June Jones
1995	*Defensive Tackle, Carolina Panthers	Dom Capers
1993-94	*Defensive Tackle, Pittsburgh Steelers	Bill Cowher
1989-92	*Defensive Tackle, Purdue University	Jim Colletto/Fred Akers

* Player



NICK KRAY

ADMINISTRATIVE ASSISTANT TO THE HEAD COACH


1ST NFL SEASON » 1ST WITH 49ERS

Nick Kray enters his first season with the 49ers as the team's administrative assistant to the head coach.

Kray joins San Francisco after serving as the assistant director of football operations at North Carolina State University for two seasons (2015-16). Prior to his time at NC State, Kray was director of football operations and player development at Ball State University in 2014.

Kray has also spent time as director of football operations at Yale University (2012-13), as an offensive and special teams assistant at Villanova (2010-11) and as the defensive ends and defensive quality control coach at Eastern Illinois (2008-09).

A native of Glendale Heights, IL, Kray played collegiately as a defensive lineman at Eastern Illinois University where he was a member of two Ohio Valley Conference championship squads and three Football Championship Subdivision playoff teams while serving as a team captain in 2006 and 2007.



PATRICK HAGEDORN

ASSISTANT TO THE COACHING STAFF

1ST NFL SEASON » 1ST WITH 49ERS

Patrick Hagedorn enters his first season with the 49ers as the team's assistant to the coaching staff.

Hagedorn joins San Francisco after serving as the director of football operations at Elon University for two seasons (2015-16). Prior to his time at Elon, he was the graduate assistant for operations and recruiting at Ball State University.

Hagedorn also worked as an undergraduate student football manager while attending Ball State (2012-2013).

A native of Tell City, IN, Hagedorn graduated from Ball State with a degree in sport administration.



RAY WRIGHT

HEAD STRENGTH & CONDITIONING

17TH NFL SEASON » 1ST WITH 49ERS

Ray Wright is in his first season with the 49ers as the team's head strength & conditioning coach. He joins the 49ers having spent five seasons (2010-14) with the Washington Redskins and one season with the Houston Texans (2009) as head strength & conditioning coach. Wright oversees all facets of the team's offseason workout program, which extends through training camp and the entire season.

Wright joined Washington after eight seasons with the Houston Texans. Prior to being named Houston's head strength and conditioning coach in 2009, he served seven seasons (2002-08) as the team's assistant strength and conditioning coach.

Before his time in Houston, Wright spent one season as the assistant strength and conditioning coach at the University of Maryland in 2001. At Maryland, the Terrapins football team won the ACC as the team earned a trip to the Orange Bowl.

Wright has a background in personnel, having spent the early part of 2001 as a college and pro personnel assistant with the Chicago Bears. In addition, he spent the 2000 season as the recruiting coordinator at Cornell University. In 1997, Wright entered the NFL with the Redskins as a scouting intern, was promoted to college/pro scouting administrator in 1998 and was later named director of player programs in 1999.



Certified by the N.S.C.A. and the American College of Sports Medicine, Wright played football at Duke University from 1990-95 before working as a personal trainer for one year in Durham, NC. He and his wife, Angela, have four children: Corey, Courtney, Dylan and Kannon.



MICHAEL CLAY

ASSISTANT STRENGTH & CONDITIONING

4TH NFL SEASON » 2ND WITH 49ERS

Michael Clay enters his second season with the 49ers and first as a strength & conditioning assistant after spending the 2016 season as assistant special teams coach with the team. He joined San Francisco in 2016 after spending the previous two seasons (2014-15) as a member of the Philadelphia Eagles coaching staff.

After joining Philadelphia in 2014 as a quality control coach, Clay served as a special teams assistant for the Eagles in 2015. Philadelphia ranked second in league in punt return average (11.4) and was one of four teams to register multiple return touchdowns on special teams. RB Darren Sproles earned his second career Pro Bowl selection as a return specialist after leading the NFL in punt return yards (446) and ranking tied for first in the NFL in punt return touchdowns (two).

A native of San Jose, CA, Clay was a four-year letterman as a linebacker for the University of Oregon (2009-12). He earned Second-Team All-Pac-12 honors as a senior in 2012, recording 101 tackles, three sacks and one forced fumble while starting in all 12 games. Following his college career, he signed with the Miami Dolphins as an undrafted free agent in 2013.



Clay attended Bellarmine College Preparatory (San Jose, CA), where he played fullback and linebacker and was a two-time *All-Mercury News* First-Team selection.



MARQUIS JOHNSON

ASSISTANT STRENGTH & CONDITIONING

1ST NFL SEASON » 1ST WITH 49ERS

Marquis Johnson is entering his first season with the 49ers as a strength & conditioning assistant. He joins the 49ers after serving as an assistant strength coach at the University of Tennessee in 2016.

Johnson joined Tennessee's athletic department after stops as the head strength coach at Memorial (Port Arthur, TX) High School (2014-16), West Brook (Beaumont, TX) High School (2012-14) and Galena Park (TX) High School (2010-12). In addition to his strength & conditioning duties, Johnson worked with defensive backs, defensive linemen and outside linebackers in football as well as the school's powerlifting programs and track & field teams.

Before his time in the high school ranks, Johnson spent three years (2008-10) at Eastern Michigan University where he began as a graduate assistant and later moved to the school's interim head strength & conditioning coach. In addition to football at EMU, Johnson was the head strength & conditioning coach for 18 sports, which included men's and women's basketball teams, golf, tennis and soccer teams. While at Eastern Michigan, he earned his master's degree in administration.



A native of Houston, TX, Johnson played collegiately at Prairie View A&M University (2004-08) where he began as a tight end before moving to defensive end. He received his bachelor's degree in human performance from Prairie View A&M.



DUSTIN PERRY

ASSISTANT STRENGTH & CONDITIONING

1ST NFL SEASON » 1ST WITH 49ERS

Dustin Perry enters his first season with the 49ers as an assistant strength & conditioning coach after spending four seasons (2012-16) as an assistant strength & conditioning coach at the University of Minnesota.

During his time at Minnesota, Perry developed offseason and in-season programs for the wide receivers and running backs, integrated position specific programs and oversaw the education of players seeking advice on supplementation.

Perry initially joined the Golden Gophers in 2010, where he spent two seasons as a football strength & conditioning intern and graduate assistant. As a GA, he assisted the head & strength conditioning coach in program design and aided all athletes, specifically freshman, in the execution of proper sprinting and lifting techniques.

During the summer of 2010, Perry served as the head strength & conditioning coach at Josh Heupel's 14 Foundation Day of Champions, where he coached high school students in strength and conditioning techniques specific to football performance.

Perry began his professional career in athletic performance at Marcellus (MI) Public High School, where he spent two years (2007-09) as strength & conditioning coach.



Perry graduated from Western Michigan University in 2009 with a bachelor of science in physical education and a minor in health education. He later earned his master's degree in applied kinesiology with a minor in sport and exercise science at the University of Minnesota in 2014. Perry is a certified strength & conditioning specialist by the National Strength and Conditioning Association.

A native of Marcellus, MN, Perry is married to his wife, Adrienne.

SAN FRANCISCO 49ERS PRONUNCIATION GUIDE

<u>PLAYERS</u>	<u>PRONUNCIATION</u>	<u>PLAYERS</u>	<u>PRONUNCIATION</u>	<u>COACHES</u>	<u>PRONUNCIATION</u>
C.J. Beathard	BETH–urd	Prince Charles Iworah	ee–WAR–uh	Tem Lukabu	LUKE–a–boo
Kapri Bibbs	kuh–PREE	Dontae Johnson	don–TAY	Vince Oghobaase	oh–guh–BAH–see
Kendrick Bourne	BORN	Kyle Juszczyk	YOOZ–check	Robert Saleh	SAH–luh
NaVorro Bowman	nuh–VARR–oh, BOH–minn	Daniel Kilgore	KILL–gore	Jeff Zgonina	ska–KNEE–nuh
Matt Breida	BRAY–duh	Raheem Mostert	MOZE–tert		
Ahmad Brooks	uh–MAHD	Noble Nwachukwu	wah–CHEW–coo		
DeForest Buckner	duh–FORE–ist	Bradley Pinion	PIN–yunn		
Tank Carradine	CARE–uh–deen	Joe Staley	STAY–lee		
Garrett Celek	SELL–ick	Vinnie Sunseri	sun–SERRY		
Elvis Dumervil	DOOM–ur–ville	Jaquiski Tartt	juh–KWAH–skee		
Brandon Fusco	FUH–skough	Pita Taumoepenu	PEET–uh, tao–mo–eh–PEN–ew		
Pierre Garçon	gar–SAUN	K’Waun Williams	KAY–wahn		
Garry Gilliam	GILL–yum	Ahkello Witherspoon	ah–KELL–oh		
Robbie Gould	GOLD	Jeremy Zuttah	ZOO–tah		
Cole Hikutini	hick–uh–TEA–knee				

ALL-TIME COACHES

ALBERT, Frank C., (Frankie) – (Stanford)
 Head Coach – 1956–58
 Assistant/Backfield Tutor – 1955

ALSMAN, Ed – (Washington)
 Special Teams – 1976–77

ANDERSON, Roy – (Howard)
 Assistant Defensive Backs – 2016

ATKINS, Bill – (Auburn)
 Defensive Secondary – 1976

ATTAWAY, Jerry – (Sacramento State)
 Physical Development Coordinator – 1983–2004

AZZINARO, Jerry – (American International)
 Defensive Line – 2016

BANASZEK, Cas – (Northwestern)
 Assistant Offensive Line – 1981

BARNES, Michael – (New York–Cortland)
 Strength Development – 1994–2000

BARRY, Joe – (Southern California)
 Defensive Quality Control – 2000

BATTA, Tom – (Kent State)
 Tight Ends – 1999–2002

BEAKE, Chris – (Air Force)
 Offensive Assistant – 2010
 Offensive Assistant – 2003
 Defensive Assistant – 2000–02
 Defensive Quality Control – 1999

BEARD, Ed – (Tennessee)
 Linebackers – 1974–77
 Special Teams/Asst. Linebackers – 1973

BENGSTON, Phil – (Minnesota)
 Defensive Coach – 1951–58

BENTON, John – (Colorado State)
 Offensive Line – 2017–Current

BIBLE, Dana – (Cincinnati)
 Senior Analyst – 2016

BICKNELL, Bob – (Boston College)
 Wide Receivers – 2016

BOARD, Dwaine – (North Carolina A&T)
 Defensive Line – 1994–2002
 Defensive Line Asst. – 1990–93

BOLDIN, D.J. – (Wake Forest)
 Offensive Assistant – 2014–15

BOWDEN, Joe – (Oklahoma)
 Inside Linebackers – 2016

BROOKS, Rich – (Oregon State)
 Special Teams/Defensive Backs – 1974–75

BROWN, Greg – (UTEP)
 Defensive Backs – 1999

BROWN, Ray – (Arkansas State)
 Assistant Offensive Line – 2010

BROWN, Scott – (Adams State)
 Defensive Line – 2015

BULLOCKS, Daniel – (Nebraska)
 Assistant Defensive Backs – 2017–Current

CARLISLE, Duane – (Maryland)
 Strength & Conditioning – 2008–10
 Asst. Strength & Conditioning – 2005–07

CARR, Jimmy – (Morris Harvey)
 Defensive Backs – 1978

CARROLL, Pete – (Pacific)
 Defensive Coordinator – 1995–96

CAVANAUGH, Matt – (Pittsburgh)
 Quarterbacks – 1996

CHRISTIAN, Jamie – (Central Washington)
 Defensive Quality Control – 2003–04

CHRISTIANSEN, Jack – (Colorado State)
 Head Coach – 1963–67
 Defensive Backs – 1959–63

CHRISTIANSON, Michael – (Western Oregon)
 Offensive Ast./Coord. Football Technology – 2012
 Coord. Football Information/Quality Control – 2011

CHRISTOFF, A. J. – (Idaho)
 Secondary – 2005

CHRYST, GEEP – (Princeton)
 Offensive Coordinator – 2015

Quarterbacks – 2011–14

CIGNETTI, Frank – (Indiana University (PA))
 Quarterbacks – 2007

CLARK, Monte – (Southern California)
 Head Coach – 1976

CLAY, Michael – (Oregon)
 Assistant Strength & Conditioning – 2017–Current
 Assistant Special Teams – 2016

COLCHICO, Dan – (San Jose State)
 Assistant Coach – 1967

COSLET, Bruce – (Pacific)
 Tight Ends – 1980

COZZETTO, Dan – (Idaho)
 Tight Ends – 2004

CURRY, Ronald – (North Carolina)
 Wide Receivers – 2015
 Offensive Assistant – 2013–14

DAHLEN, Neal – (San Jose State)
 Coaching Administrator – 1979–95

DAVID, Jim – (Colorado State)
 Defensive Backs – 1964–66

DAVIS, Billy – (Cincinnati)
 Defensive Coordinator – 2005–06

DAVIS, Reggie – (Washington)
 Offensive Line – 2014
 Tight Ends – 2011–13

DAY, Ryan – (New Hampshire)
 Quarterbacks – 2016

DAY, Shane – (Kansas State)
 Quality Control – 2007–09

DEHAVEN, Bruce – (Southwestern College)
 Special Teams – 2000–02

DONATELL, Ed – (Glenville State)
 Secondary – 2011–14

DREVNO, Tim – (Cal State Fullerton)
 Offensive Line – 2011–13

DUNCAN, Mark – (Denver)
 Defensive Backs – 1955–62

EMANUEL, Gary – (Plymouth State)
 Defensive Line – 2005–06

EMBREE, Jon – (Colorado)
 Assistant Head Coach/Tight Ends – 2017–Current

EMBREE, Taylor – (UCLA)
 Offensive Quality Control – 2017–Current

ENGRAM, Bobby – (Penn State)
 Strength Assistant – 2011

ENRIGHT, Dick – (Southern California)
 Offensive Line – 1976

ERBER, Lew – (Montana State)
 Blocking/Kicking – 1975

ERDELATZ, Eddie – (St. Mary's)
 Assistant – 1948–49

ERICKSON, Dennis – (Montana State)
 Head Coach – 2003–04

EVEREST, Al – (Southern Methodist)
 Special Teams Coordinator – 2007–09

EVERO, Ejiro – (UC–Davis)
 Defensive Assistant – 2014–15
 Offensive Assistant – 2012–13
 Quality Control – 2011

FANGIO, Vic – (East Stroudsburg)
 Defensive Coordinator – 2011–14

FIPP, Dave – (Arizona)
 Assistant Special Teams – 2008–10

FISHER, Jeff – (Southern California)
 Defensive Backs – 1992–93

FLAHERTY, Pat – (East Stroudsburg)
 Offensive Line – 2016

FLOWERS, Richmond – (Duke)
 Offensive Assistant – 2014

FOERSTER, Chris – (Colorado State)
 Offensive Line – 2015
 Offensive Line – 2008–09

FRANKLIN, Aubrayo – (Tennessee)
 Defensive Assistant – 2015

FRANKLIN, Chet – (Utah)
 Defensive Backs – 1974
 Special Teams – 1971–73

GANSZ, Frank – (Navy)
 Special Teams – 1978

GASE, Adam – (Michigan State)
 Offensive Assistant – 2008

GERHART, Doug – (Occidental)
 Quarterbacks/Running Backs – 1977
 Quarterbacks/Receivers – 1976

GIDDINGS, Mike – (California)
 Linebackers – 1968–73

GREEN, Dennis – (Iowa)
 Receivers – 1986–88
 Receivers/Special Teams – 1979

GRUDEN, Jon – (Dayton)
 Offensive Quality Control – 1990

HACKETT, Paul – (UC Davis)
 Quarterbacks/Receivers – 1983–85

HAFLEY, Jeff – (Siena)
 Defensive Backs – 2016–Current

HAMILTON, Pep – (Howard)
 Offensive Assistant/Quarterbacks coach – 2006

HANSEN, Peter – (Arizona)
 Defensive Assistant/Outside Linebackers – 2013
 Defensive Assistant/Quality Control – 2011–12

HARBAUGH, Jim – (Michigan)
 Head Coach – 2011–14

HARRIS, Al – (Arizona State)
 Pass Rush Specialist – 2009–10

HARRIS, Bishop – (North Carolina College)
 Running Backs – 2005–07

HART, Tommy – (Morris Brown)
 Defensive Assistant – 1983–1991

HECKER, Norb – (Baldwin–Wallace)
 Linebackers – 1980–86
 Defensive Backs – 1979

HEINRICH, Don – (Washington)
 Quarterbacks/Receivers – 1974–75
 Defensive Secondary – 1971–73

HENRY, Adam – (McNeese State)
 Wide Receivers – 2015

HICKEY, W., Howard “Red” – (Arkansas)
 Head Coach – 1959–63
 Offensive Backs/Ends – 1955–58

ALL-TIME COACHES

HIGHTOWER, Richard – (Texas)
Special Teams Coordinator – 2017–Current
Assistant Special Teams – 2015

HILL, Jaime – (San Francisco State)
Defensive Quality Control – 1997–98

HOENER, Pete – (Bradley)
Tight Ends – 2005–10

HOLLAND, Johnny – (Texas A&M)
Linebackers – 2017–Current

HOLLWAY, Bob – (Michigan)
Defensive Line – 1975

HOLMGREN, Mike – (Southern California)
Offensive Coordinator/Quarterbacks – 1989–91
Quarterbacks – 1986–88

HOLMOE, Tom – (Brigham Young)
Defensive Backs – 1994–95

HOLOVAK, Mike – (Boston College)
Offensive Backfield – 1969

HOSTLER, Jim – (Indiana, PA)
Quarterbacks – 2005–06
Offensive Coordinator – 2007

HUGHES, Ed – (Tulsa)
Chief of Offense/Backs – 1968–70

JACKSON, Carl – (Prairie View A&M)
Running Backs – 1992–96

JACKSON, Greg – (Louisiana State)
Assistant Secondary – 2011–14

JACKSON, Milt – (Tulsa)
Special Teams/Wide Receivers – 1980–82

JOHNSON, Bill – (Tyler JC)
Chief of Offense – 1955–67

JOHNSON, Brian – (Louisiana State)
Strength & Conditioning Assistant – 2015–16

JOHNSON, Marquis – (Prairie View A&M)
Assistant Strength & Conditioning – 2017–Current

JOHNSON, Mike – (Akron)
Offensive Coordinator – 2010
Quarterbacks – 2009–10

JOHNSON, Taylor – (UC–Davis)
Strength & Conditioning Assistant – 2015–16

JONES, Terrell – (San Jose State)
Strength Development Coordinator – 2000–04

JOSEPH, Vance – (Colorado)
Secondary Assistant – 2005–10

KELLY, Chip – (New Hampshire)
Head Coach – 2016

KIRKSEY, Larry – (Eastern Kentucky)
Receivers – 1994–99

KNAPP, Greg – (Sacramento State)
Offensive Coordinator – 2001–03
Quarterbacks – 1998–2000
Offensive Quality Control – 1995–97

KUBIAK, Gary – (Texas A&M)
Quarterbacks – 1994

KWAN, Stan – (San Diego State)
Assistant Special Teams – 2017–Current

LaFLEUR, Mike – (Elmhurst)
Wide Receivers/Passing Game Specialist – 2017–Current

LAPPANO, Tim – (Idaho)
Running Backs – 2003–04

LAVAN, Al – (Colorado State)
Running Backs – 1989–90

LAWSON, Jim – (Stanford)
Assistant – 1946–54

LEAVITT, Jim – (Missouri)
Linebackers – 2011–14

LEGGETT, Earl – (Louisiana State)
Defensive Line – 1978

LEWIS, Sherman – (Michigan State)
Receivers – 1989–91
Running Backs – 1983–88

LEWIS, Tim – (Pittsburgh)
Secondary – 2015

LITTLE, Steve – (Iowa State)
Physical Development Asst. – 1993

LOGAN, Steve – (Tulsa)
Quarterbacks – 2015

LOMBARDI, Mick – (Fordham)
Offensive Quality Control – 2016
Defensive Assistant – 2015
Offensive Assistant – 2014

LOWRY, Alan – (Texas)
Special Teams – 1992–95

LUKABU, Tem – (Colgate)
Defensive Quality Control – 2016–Current

LYNN, Johnnie – (UCLA)
Special Asst. to Head Coach/Secondary – 2009–10
Secondary – 2006–08
Defensive Backs – 1996

LYNN, Ron – (Mount Union)
Secondary – 2004

MAC DUFF, Larry – (Oklahoma)
Special Teams Coordinator – 2003–06

MANGINI, Eric – (Wesleyan)
Defensive Coordinator – 2015
Tight Ends – 2014
Senior Offensive Consultant – 2013

MANUSKY, Greg (Colgate)
Defensive Coordinator – 2007–10

MARIUCCI, Steve – (Northern Michigan)
Head Coach – 1997–02

MARSHALL, John – (Washington State)
Defensive Coordinator – 1997–98
Linebackers – 1994–96
Defensive Line – 1989–93

MARTZ, Mike – (Fresno State)
Offensive Coordinator – 2008

MATTHEWS, Billie – (Southern)
Running Backs – 1979–82

MAXIE, Brett – (Texas Southern)
Secondary – 2002–03
Assistant Secondary – 2000–01
Defensive Assistant – 1999

McADOO, Ben – (Indiana, PA)
Assistant Offensive Line/Quality Control – 2005

McCARTHY, Mike – (Baker)
Offensive Coordinator – 2005

McCARTNEY, T.C. – (Louisiana State)
Offensive Assistant – 2017–Current
Offensive Assistant – 2015

McCULLEY, Pete – (Louisiana Tech)
Head Coach – 1978

McDANIEL, Mike – (Yale)
Run Game Specialist – 2017–Current

McGAUGHEY, JR., Thomas – (Houston)
Special Teams Coordinator – 2015

McKITTRICK, Bobb – (Oregon State)
Offensive Line – 1979–99

McMACKIN, Greg – (Southern Oregon)
Associate Head Coach/Linebackers – 2003–04

McPHERSON, Bill – (Santa Clara)
Linebackers/Defensive Line/
Defensive Coordinator/Asst. Head
Coach/Defensive Asst. – 1979–98

MEYER, Ken – (Denison)
Head Coach – 1977
Offensive Backfield – 1968

MICHAEL, Jason – (Western Kentucky)
Quarterbacks – 2010
Offensive Assistant – 2009–10

MILLER, Burnie – (Wofford)
Defensive Backs – 1970

MODKINS, Curtis – (Texas Christian)
Offensive Coordinator – 2016

MORA, Jim – (Washington)
Defensive Coordinator – 1999–2003
Defensive Backs – 1997–98

MORNHINWEG, Marty – (Montana)
Offensive Coordinator – Quarterbacks – 1997–98

MORRIS, Pat – (Southern California)
Offensive Line – 1999–03
Tight Ends/Assistant Offensive Line – 1997–98

MORTON, John – (Western Michigan)
Wide Receivers – 2011–14

MUDD, Howard – (Hillsdale)
Offensive Line – 1977

MYERS, Jack – (UCLA)
Assistant – 1963

NATHAN, Tony – (Alabama)
Running Backs – 2008

NIXON, Jeff – (Penn State)
Tight Ends – 2016

NOLAN, Dick – (Maryland)
Head Coach – 1968–75

NOLAN, Mike – (Oregon)
Head Coach – 2005–08

NORI, Mark (Boston College)
Offensive Assistant/Offensive Line – 2007

O'CONNELL, Kevin – (San Diego State)
Special Projects – 2016

O'CONNOR, Fred – (East Stroudsburg State)
Head Coach (final seven games) – 1978
Offensive Coordinator – 1978

O'NEIL, Jim – (Towson)
Defensive Coordinator – 2016

OGHOBAASE, Vince – (Duke)
Assistant Defensive Line – 2016–Current

OLSON, Greg – (Central Washington)
Quarterbacks – 2001

OLSON, Rich – (Washington State)
Quarterbacks – 2004

PARIANI, Brian – (UCLA)
Offensive Coaches Assistant – 1992–94

PARKER, Johnny – (Mississippi)
Strength and Conditioning – 2005–07

PELINI, Mark (Bo) – (Ohio State)
Defensive Assistant – 1994–96

PENDERGAST, Clancy – (Arizona)
Linebackers – 2015

PERRY, Dustin – (Western Michigan)
Assistant Strength & Conditioning – 2017–Current

PERRY, Joe – (Compton JC)
Kicking/Game Scout – 1968–69

PETERS, Floyd – (San Francisco State)
Defensive Line – 1976–77

ALL-TIME COACHES

QUINN, Dan – (Salisbury State)
 Defensive Line – 2003–04
 Defensive Quality Control – 2001–02
RADAKOVICH, Dan – (Penn State)
 Defensive Coordinator/Linebackers – 1978
RATHMAN, Tom – (Nebraska)
 Running Backs – 2009–16
 Running Backs – 1997–2002
 Running Backs/Tight Ends Asst. – 1996
RAYE, Jimmy – (Michigan State)
 Offensive Coordinator – 2009–10
 Receivers – 1977
REESE, Floyd – (UCLA)
 Strength & Conditioning – 1978
RHODES, Ray – (Tulsa)
 Defensive Coordinator – 1994
 Defensive Backs – 1983–91
 Asst. Defensive Backs – 1981–82
ROBINSON, Willy – (Fresno State)
 Defensive Coordinator – 2004
RODGERS, Jeff – (North Texas)
 Special Teams Assistant – 2003–07
ROMAN, Greg – (John Carroll)
 Offensive Coordinator – 2011–14
RUFFO, Al – (Santa Clara)
 Assistant Coach – 1946–47
RYANS, DeMeco – (Alabama)
 Defensive Quality Control – 2017–Current
SALEH, Robert – (Northern Michigan)
 Defensive Coordinator – 2017–Current
SCANGARELLO, Rich – (Sacramento State)
 Quarterbacks – 2017–Current
SCHMIDT, Kurt – (Wisconsin–Lacrosse)
 Strength, Conditioning & Nutrition Asst. – 2013–17
SCHOLZ, Dave – (Wisconsin–Milwaukee)
 Strength, Nutrition & Conditioning Asst. – 2012
SCHOTTENHEIMER, Kurt – (Miami)
 Special Teams Coordinator – 2010
SCOLA, Joe – (Dartmouth)
 Offensive Assistant – 2015
SCOVIL, Doug – (Pacific)
 Offensive Backs – 1971–75
 Special Teams – 1970
SEELY, Brad – (South Dakota State)
 Asst. HC/Special Teams Coordinator – 2011–14
SEIFERT, George – (Utah)
 Head Coach – 1989–96
 Defensive Coordinator – 1983–88
 Secondary – 1980–82
SHANAHAN, Kyle – (Texas)
 Head Coach – 2017–Current
SHANAHAN, Mike – (Eastern Illinois)
 Offensive Coordinator/Quarterbacks – 1992–94
SHAW, Bob – (Ohio State)
 Assistant Coach – 1959
SHAW, Lawrence “Buck” – (Notre Dame)
 Head Coach – 1946–54
SHERMAN, Ray – (Fresno State)
 Receivers – 1992–93
 Running Backs – 1991
SHOFNER, Jim – (Texas Christian)
 Defensive Backs – 1977
 Receivers/Quarterbacks – 1970–73
 Defensive Backs – 1967–69

SIMMONS, Al – (Cal State–Hayward)
 Secondary – 2004
 Assistant Secondary – 2003
SINGLETARY, Mike – (Baylor)
 Head Coach – 2009–10
 Assistant Head Coach/Linebackers – 2005–08
SINGLETARY, Vantz – (Kansas State)
 Inside Linebackers – 2009–10
SLOWIK, Bobby – (Michigan Tech)
 Defensive Quality Control – 2017–Current
SMITH, Gregg – (Idaho)
 Assistant Head Coach/Offensive Line – 2004
 Assistant Head Coach/Tight Ends – 2003
SMITH, Richard – (Fresno State)
 Linebackers – 1997–02
SMITH, Tracy – (Louisiana State)
 Special Teams Assistant – 2012–14
SOLARI, Mike – (San Diego State)
 Offensive Line – 2010–2014
 Tight Ends/Asst. Offensive Line – 1992–96
SPARANO, Tony – (New Haven)
 Tight Ends – 2015
SPAVITAL, Jim – (Oklahoma State)
 Running Backs – 1976
STANFEL, Dick – (San Francisco)
 Offensive Coordinator/Offensive Line – 1971–75
STECKEL, Les – (Kansas)
 Receivers – 1978
STENAVICH, Adam – (Michigan)
 Assistant Offensive Line – 2017–Current
STEWART, George – (Arkansas)
 Receivers – 2000–02
 Special Teams Coordinator – 1996–99
STILES, Lynn – (Utah)
 Special Teams/TEs/Offensive Line Asst. – 1987–91
STRADER, Norman P., “Red” – (St. Mary’s)
 Head Coach – 1955
 Asst. Coach/Chief Scout – 1952
STUDLEY, Chuck – (Illinois)
 Defensive Coordinator – 1979–82
SUGARMAN, Andy – (California)
 Offensive Assistant – 2000–02
 Offensive Quality Control – 1998–99
SULLIVAN, Jerry – (Florida State)
 Wide Receivers/Senior Assistant – 2005–10
SWARTZ, Scott – (San Jose State)
 Offensive Quality Control – 2004
SWINTON II, Derius – (Hampton)
 Special Teams Coordinator – 2016
TALLEY, Robert – (Boston University)
 Special Assistant to the Head Coach – 2005–2006
TARVER, Jason – (Santa Clara)
 Senior Defensive Assistant – 2017–Current
 Outside Linebackers – 2016
 Senior Defensive Assistant/Linebackers – 2015
 Outside Linebackers – 2009–10
 Defensive Asst./Outside Linebackers – 2005–08
 Assistant Running Backs/Offensive Assistant – 2004
 Offensive Quality Control – 2001–03
TAYLOR, Chuck – (Stanford)
 Assistant Coach – 1950
TITTLE, Y.A. – (Louisiana State)
 Offensive Consultant – 1965–69
TOLBERT, Kevin – (Navy)
 Assistant Strength and Conditioning – 2011–14

TOLLNER, Ted – (Cal Poly SLO)
 Quarterbacks/Assistant to Head Coach – 2008
 Offensive Assistant – 2007
 Offensive Coordinator – 2004
 Quarterbacks – 2002–03
TOMEY, Dick – (DePauw)
 Defensive Assistant – 2003
TOMSULA, Jim (Catawba)
 Head Coach – 2015
 Defensive Line – 2007–14
 Interim Head Coach – 2010
TRESTMAN, Marc – (Minnesota)
 Offensive Coordinator – 1995–96
TURNER, Norv – (Oregon)
 Offensive Coordinator – 2006
TURNER, JR., Robert – (Indiana State)
 Running Backs – 2017–Current
UYEYAMA, Mark – (Utah)
 Director of Human Performance – 2015–16
 Head Strength & Conditioning – 2011–14
 Asst. Strength & Conditioning – 2008–10
VERMEIL, Al – (Utah State)
 Strength & Conditioning – 1979–82
VETRANO, Joe – (Southern Mississippi)
 Assistant Coach/Chief Scout – 1953–56
VON APPEN, Fred – (Linfield)
 Defensive Line – 1987–88
 Special Teams/Asst. Offensive Line/TE – 1983–86
VORIS, Dick – (San Jose State)
 Assistant Coach – 1963–67
WALSH, Bill – (San Jose State)
 Asst. to Coaching Staff – 1996
 Head Coach – 1979–88
WARHOP, George – (Cincinnati)
 Offensive Line – 2005–09
WHITE, Mike – (California)
 Administrative Asst./Offensive Line – 1978–79
WILSON, Billy – (San Jose State)
 Offensive End Coach – 1964–67
 Assistant Coach – 1961–62
WIGGIN, Paul – (Stanford)
 Defensive Coordinator/Line – 1974
 Defensive Line – 1968–73
WOLFORD, Eric – (Kansas State)
 Assistant Offensive Line – 2015–16
WRIGHT, Eric – (Missouri)
 Defensive Backs Assistant – 1991–93
WRIGHT, Ray – (Duke)
 Head Strength & Conditioning – 2017–Current
WULFF, PAUL – (Washington State)
 Senior Offensive Assistant – 2012–13
WYCHE, Sam – (Furman)
 Quarterbacks – 1979–82
YARBER, Eric – (Idaho)
 Wide Receivers – 2003–04
YOUNG, David – (Idaho)
 Strength & Conditioning Assistant – 2015–16
ZEMAN, Bob – (Wisconsin)
 Linebackers – 1989–93
ZGONINA, Jeff – (Purdue)
 Defensive Line – 2017–Current
ZWAHLEN, Ernie – (Oregon State)
 Offensive Line – 1968–70



ADAM PETERS

VICE PRESIDENT OF PLAYER PERSONNEL

15TH NFL SEASON » 1ST WITH 49ERS

Adam Peters enters his 15th season in the NFL and first as vice president of player personnel for the 49ers. He joins the 49ers after spending the previous eight seasons (2009-16) with the Denver Broncos.

In 2016, Peters was named the Broncos director of college scouting after spending two seasons as the team's assistant director of college scouting (2014-15). Peters spent three years as a national scout (2011-13) after originally joining the Broncos as a regional scout in 2009.

As a member of Denver's personnel department, Peters helped the team acquire 27 players through the draft and college free agency that were vital members of the Super Bowl 50 championship roster.

Peters joined the Broncos after spending six years (2003-08) with the New England Patriots. In his first two seasons with the Patriots as a scouting assistant, he was a part of two Super Bowl championship teams (XXXVIII in 2003 and XXXIX in 2004). In 2005, Peters handled pro scouting duties for the team before serving as an area scout in his final three seasons (2006-08) with the Patriots.

Prior to the NFL, Peters spent one season (2002) as a football operations graduate assistant at UCLA after playing defensive end for the Bruins from 1999-2001. He transferred to UCLA from West Valley Junior College (Saratoga, CA), where he played tight end for two seasons (1997-98) and earned all-conference honors.

A native of Cupertino, CA, Peters attended Monta Vista High School where he was a two-sport standout in football and baseball during his prep career.



MARTIN MAYHEW

SENIOR PERSONNEL EXECUTIVE

19TH NFL SEASON » 1ST WITH 49ERS

Martin Mayhew is in his first season as the 49ers senior personnel executive. He joins the 49ers after spending the 2016 season as the director of football operations/special projects with the New York Giants. In his role with the Giants, he worked all aspects of the salary cap, CBA compliance and player contract negotiations.


Prior to his time in New York, Mayhew spent 15 years (2001-15) in the Detroit Lions organization, including the final seven as the team's general manager. Taking over as general manager following the team's winless season in 2008, he aided Detroit's ascent to a 10-win season in 2011. Mayhew was responsible for the draft selections of Pro Bowlers QB Matthew Stafford and DE Ezekiel Ansah, as well as 2010 AP Defensive Rookie of the Year DT Ndamukong Suh, who was selected to four Pro Bowls as a member of the Lions. He was also responsible for signing WR Golden Tate and S Glover Quin in free agency, both of whom went on to earn Pro Bowl honors in Detroit.

In 2015, Detroit had five players selected to the Pro Bowl for the first time since 2000 (WR Calvin Johnson, Tate, Stafford, Suh & Quin). The previous year, Mayhew constructed a Lions team that won 11 games for the fourth time in franchise history. That year, Detroit finished second in total defense and third in points allowed, led by their top-ranked rush defense that allowed just 69.3 yards per game, which stands as the ninth fewest rushing yards allowed per game in NFL history.

Mayhew first joined the Lions organization in 2001 as the senior director of football administration/staff counsel. In 2003, he was promoted to senior vice president of football administration/staff counsel and was appointed senior vice president and assistant general manager in 2004. In 2008, Mayhew was promoted to general manager.

Originally a 10th round selection (262nd overall) by the Buffalo Bills in the 1988 NFL Draft, Mayhew played nine seasons in the NFL. During his career with Buffalo (1988), Washington (1989-92) and Tampa Bay (1993-96), he appeared in 118 games (107 starts) and registered 473 tackles, 21 interceptions, four forced fumbles and 1.0 sack. In 1991, Mayhew started and was a member of the Super Bowl XXVI champion Washington Redskins.

A native of Tallahassee, FL, Mayhew graduated from Florida State University with a degree in business management and earned his law degree from Georgetown University's Law Center in 2000. While at FSU, he was a National Merit and Achievement Scholar and earned GTE CoSIDA Academic All-America honors. He was also a two-sport athlete, lettering on both the Seminoles football and track teams. During the 1999 season while attending law school, Mayhew spent nine months as an intern in the Redskins personnel department. He also had two separate internship stints with the NFL league office in both the labor operations and legal departments before joining the Lions in 2001. He is a member of The Florida Bar.



RAN CARTHON

DIRECTOR OF PRO PERSONNEL

10TH NFL SEASON » 1ST WITH 49ERS

Ran Carthon enters his 10th season in the NFL and first as director of pro personnel with San Francisco. He spent the previous five seasons (2012-16) as director of pro personnel with the St. Louis/Los Angeles Rams.

In his role with the 49ers, Carthon manages the coordination and day-to-day operations of the Pro Personnel department, including assistance with the coordination of free agency, the evaluation of the unrestricted free agent market and oversight of the evaluations of NFL players. He also provides input into personnel decisions concerning the team's acquisition of veteran talent through free agency, trades and the waiver system. Carthon also oversees creation of advanced scouting reports for all upcoming 49ers opponents in order to assist the coaching staff in their preparations.

During his tenure with the Rams, Carthon played a vital role in a personnel department that drafted consecutive Associated Press Rookie of the Year Award winners in DT Aaron Donald (Defense - 2014) and RB Todd Gurley (Offense - 2015). From 2012-16, the Rams organization also had nine players selected to the Pro Football Writers Association of America's All-Rookie team. During free agency this offseason, the Rams signed sought after free agents such as three-time Pro Bowl T Andrew Whitworth and WR Robert Woods.

Carthon joined the Rams following four seasons (2008-11) as a pro scout with the Atlanta Falcons. In Atlanta, he worked closely with current Rams general manager Les Snead, who was the Falcons director of player personnel during that time.

A 36-year-old native of Osceola, AR, Carthon was a running back at the University of Florida (1999-2003), where he appeared in four bowl games and was part of the Gators 2000 SEC Championship team. After signing with the Indianapolis Colts as an undrafted free agent in 2004, Carthon appeared in nine games and registered 16 carries for 22 yards and two touchdowns with the team. He also had brief stints with the Green Bay Packers (2005), Seattle Seahawks (2005) and Detroit Lions (2006).



BRIAN HAMPTON

DIRECTOR OF FOOTBALL ADMINISTRATION AND ANALYTICS

14TH NFL SEASON » 14TH WITH 49ERS

Brian Hampton is in his 14th season with the 49ers and his eighth as director of football administration and analytics. Hampton previously served as the team's manager of football operations for two seasons and as an analyst before that. He originally joined the 49ers as a football operations intern in late 2003.

In his current role, Hampton is responsible for contract negotiations, strategic planning and management of the club's player compensation budget and salary cap. His various other daily football operations duties include overseeing the budgets for all football departments, compliance with league rules and scheduling. Hampton also manages the football R&D efforts, providing frequent analysis on special projects for the owner, head coach, general manager and president.

Born and raised in Oakley, CA, Hampton earned a M.A. in sport management from the University of San Francisco and a B.A. in business economics from UC-Santa Barbara. While attending UCSB, Hampton worked for the Santa Barbara Foresters Baseball Club and the UCSB athletic department. Hampton also spent two years directing the UCSB sports fan club and also was elected and served as President of the Associated Students for one year.

Hampton resides in Mountain View, CA, with his wife, Lindsay, daughter, Jordan, and son, Nolan. He is an avid tri-athlete and runner, and has completed a number of events, including marathons and Ironman triathlons.



RYAN CORDELL

SPECIAL ASSISTANT TO THE GENERAL MANAGER

4TH NFL SEASON » 4TH WITH 49ERS

Ryan Cordell is in his 4th year with the 49ers and first as the special assistant to the general manager. He spent 2016 as the football operations coordinator where he assisted with clock and game management.

In 2015, Cordell served as an offensive assistant on the coaching staff, breaking down film for the offense, running the scout team, assisting all offensive coaches, and assisting in the coaching of the running back position. He originally joined the 49ers in 2014 as a salary cap intern where he assisted with various roster composition and salary allocation research.

Prior to joining the 49ers, Cordell coached high school football for both Calvert Hall College High School (Baltimore, MD) and St. Mary's High School (Annapolis, MD) coaching running backs and quarterbacks, respectively.

Cordell graduated from the University of Notre Dame in the spring of 2013 with a master's in business administration and a degree in mathematics.



CROWLEY HANLON

SPECIAL ASSISTANT TO PLAYER PERSONNEL

3RD NFL SEASON » 2ND WITH 49ERS

Crowley Hanlon enters his second season with the 49ers and first as the team's special assistant to player personnel. In his role, Hanlon will assist in roster evaluation, creating player cut ups, monitor roster moves and coordinate free agent visits.

In 2016, Hanlon was a coaching assistant on the 49ers staff after serving as the logistics coordinator for the Philadelphia Eagles in 2015.

Prior to the NFL, Hanlon worked as an undergraduate assistant coach while attending the University of Oregon (2010-14). As a part of coaching staff that went to four consecutive bowl games, he hired and oversaw five undergraduate coaching assistants and signaled offensive line play calls on game day. Crowley also broke down game and practice film and managed time during practice.

A Portland, OR native, Hanlon graduated from Oregon with a degree in advertising.



ETHAN WAUGH

SENIOR PLAYER PERSONNEL COORDINATOR

14TH NFL SEASON » 14TH WITH 49ERS

Ethan Waugh is in his 14th year with the 49ers and third as senior player personnel coordinator after having served three seasons as the team's senior personnel assistant. In his role, he is based in Santa Clara, where he works with all aspects of player personnel. Waugh spent four seasons as the team's midwest regional scout.

Prior to being promoted to an area scout in 2008, Waugh served as the team's personnel assistant where he was involved in a variety of areas, including the evaluation and scouting of college and professional players and working extensively with the 49ers' scouting database.

Waugh joined the 49ers after spending the previous two seasons at Illinois Wesleyan University, where he served as the offensive coordinator, quarterbacks coach and recruiting coordinator.

Prior to his time at Illinois Wesleyan, Waugh served as an assistant at Western Carolina University from 1997-2001. While with the Catamounts, he coached on both the offensive and defensive sides of the ball and assisted with special teams.

Waugh grew up in Vernon Hills, IL, and played defensive back for two years at Lake Forest College before transferring to Lawrence University where he played the slot and quarterback positions. He is a 1997 graduate of Lawrence with a bachelor's degree in history and earned a master's degree in American History from Western Carolina in 1999.

Waugh hails from a football family. His father, Maury, currently coaches at Trine University, his brother, Tucker, coaches the slotbacks at Army, and another brother, Adam, is the co-defensive coordinator/safeties at Louisiana-Monroe.

He and his wife, Allison, reside in San Jose, CA with their four sons.



JUSTIN CHABOT

NATIONAL SCOUT

14TH NFL SEASON » 14TH WITH 49ERS

Justin Chabot is in his 14th year with the 49ers and his fifth as the team's national scout. In his current role, he is responsible for cross-checking college football's top prospects throughout the country. Chabot had previously scouted the midwest, southwest and southeast regions for the team.

Prior to joining the 49ers, Chabot spent five years as the director of football operations at Northwestern. As part of his role with the Wildcats, Chabot served as the pro liaison to visiting college talent scouts from the NFL. Chabot was extremely familiar with Northwestern's football program, having starred as an offensive lineman on the 1995 and 1996 Big Ten Championship teams.

Chabot recorded 41 career starts on the Northwestern offensive line, including starts on the 1996 Rose Bowl and the 1997 Citrus Bowl teams. A four-year letterwinner and captain of the 1996 squad, Chabot was named first-team All-Big Ten by the media and coaches as a senior. He was also named to the Academic All-Big Ten list, in 1993.

Born in Washington, D.C., Chabot was raised in Oxford, OH. He graduated from Northwestern in 1996 with a degree in sociology, and played professionally during the 1997 season with the Pittsburgh Steelers and the New York Giants.

Chabot resides in Houston, TX, with his twin sons, Walker and Brant.



CHIP FLANAGAN

NATIONAL SCOUT

14TH NFL SEASON » 6TH WITH 49ERS

Chip Flanagan is in his sixth season with the 49ers and first as the team's national scout. He previously served as a regional scout for the club from 2012-16.

In his current role, Flanagan is responsible for cross-checking college football's top prospects throughout the country.

Prior to joining the team, Flanagan spent eight seasons with the Washington Redskins. He served as an area scout for the Redskins from 2007-11, where he was responsible for evaluating college prospects at schools located in the southwest region (2007-10) and southeast region (2011).

Prior to working as an area scout, Flanagan served as a college scouting assistant with the Redskins for two seasons (2005-06). He originally entered the NFL in 2004 as an intern in the Redskins' personnel department.

Flanagan was a three-time letterman in football at outside linebacker and a team captain with Bowdoin College in Brunswick, ME. He also lettered in baseball. A Lowell, MA, native, Flanagan received a degree in mathematics and a minor in economics in 2000. He also received a master's degree in sport management from Massachusetts-Amherst in 2004.

Flanagan and his wife, Lisa, reside in Virginia Beach, Va. The couple has a daughter, Kylie, and a son, Zack.



TARIQ AHMAD

REGIONAL SCOUT

4TH NFL SEASON » 4TH WITH 49ERS

Tariq Ahmad is in his third season as a regional scout after spending the 2014 season as an assistant in the 49ers scouting department. Ahmad assists with the evaluations of both college and professional players.

Ahmad joined the team following four seasons as director of football recruiting operations at Rutgers University and seven seasons overall as a member of the Scarlet Knights program. During his time at Rutgers, Ahmad received his master's degree in education administration.

Ahmad previously served as an offensive graduate assistant coach at Ithaca College, working with the running backs on game strategies and techniques. Prior to becoming a coach, Ahmad was a three-sport athlete, participating in football, basketball and outdoor track at his alma mater. A native of Holmdel, NJ, he graduated from Ithaca College in 2005, majoring in health and physical education.



REGGIE COBB

REGIONAL SCOUT

17TH NFL SEASON » 9TH WITH 49ERS

Reggie Cobb is in his ninth year with the 49ers as a regional scout. In 2011, Cobb was named NFC Scout of the Year by the Fritz Pollard Alliance.

Cobb joined the 49ers after spending the previous six years scouting the Southwest region for the Tampa Bay Buccaneers and two seasons (2001-02) as a member of the Washington Redskins scouting department.

Cobb enjoyed a seven-year playing career that began as a second-round pick (30th overall) by the Buccaneers, in 1990. Cobb played four seasons (1990-93) with Tampa Bay before playing one season each with Green Bay (1994), Jacksonville (1995) and the N.Y. Jets (1996).

Cobb finished his college career ranked third on the University of Tennessee's career rushing chart with 2,360 yards and 26 touchdowns. He was also a member of the school's 100th anniversary team. Cobb lettered in track and graduated with a degree in urban studies in 1990.

Cobb and his son, DeMarcus, live in Sugarland, Texas.



RJ GILLEN

PRO PERSONNEL SCOUT

3RD NFL SEASON » 3RD WITH 49ERS

RJ Gillen is in his third season with the 49ers and first as a pro personnel scout. He previously served as an assistant in the 49ers scouting department from 2015-16.

In his role, Gillen assists the pro scouting department in their evaluation of NFL talent and also coordinates player tryouts and visits to the 49ers facility. During the offseason, he assists in evaluating the team's roster prior to free agency.

Prior to joining the 49ers, Gillen was a college football scout with the National Collegiate Scouting Association where he managed a recruiting list of potential college prospects to help college coaches identify those who might have the ability to play collegiately. Gillen also has previous experience in the NBA front office with the San Antonio Spurs where he assisted in preparation of player reports for the NBA draft and free agency.

A native of Memphis, TN, Gillen graduated from Marquette University School of Law with a focus on Sports Law in May of 2014. He is a member of the Texas Bar and Wisconsin Bar. Gillen earned his Bachelor of Science in Sports Administration and Leadership from Louisiana State University where he was a member of the LSU football team from 2007-10 and won a BCS National Championship in 2007.



AJ HIGHSMITH

PRO PERSONNEL SCOUT


4TH NFL SEASON » 4TH WITH 49ERS

AJ Highsmith is in his fourth season with the 49ers and second as a pro personnel scout. In his role, Highsmith assists the pro scouting department in their evaluation of NFL talent and also coordinates player tryouts and visits to the 49ers facility. During the offseason, he assists in evaluating the team's roster prior to free agency.

Highsmith spent the previous two seasons as an assistant in the 49ers scouting department.

A quarterback turned defensive back at the University of Miami from 2009-13, Highsmith saw action in 41 games (11 starts) and recorded 67 total tackles, two interceptions, one forced fumble, one fumble recovery and one sack. In 2013, he was awarded the Hurricane Media "Good Guy" Award.

While at Miami, Highsmith earned his bachelor's degree in sport administration as well as a master of arts in liberal studies degree. His father, Alonzo Highsmith, played at Miami from 1983-86 and in the NFL with the Houston Oilers, Dallas Cowboys and Tampa Bay Buccaneers, and currently works as a senior personnel executive with the Green Bay Packers.



DARRELL MOODY

REGIONAL SCOUT

16TH NFL SEASON » 3RD WITH 49ERS

Darrell Moody is in his third season with the 49ers as the team's regional scout. A 15-year veteran of scouting in the NFL, he joined the organization after spending the previous five seasons (2010-14) with the Buffalo Bills as a national scout. Prior to joining the Bills, Moody spent eight seasons (2002-09) with the San Diego Chargers as a college scout, covering the southeast region.

Prior to joining San Diego, he was the offensive coordinator for Eastern Randolph High School in Ramseur, NC during the 2001 season.

From 1998-2000, Moody served an assistant coach at the University of North Carolina. In 1998-99, he coached the wide receivers and in 2000, he became the running backs coach and was responsible for coordinating recruiting efforts. Additionally, Moody was the offensive coordinator at North Carolina from 1988-95. On top of his duties as offensive coordinator, he spent time coaching the quarterbacks (1988-89) and running backs (1990-95).

In between stints at UNC, Moody spent the 1996 season as the offensive coordinator at Clemson, and as the wide receivers coach at his alma mater, North Carolina State, in 1997.

A native of Asheboro, NC, Moody was a quarterback at North Carolina State from 1968-70, where he earned a degree in economics and a Master's in vocational education.

Moody began his coaching career by spending the 1971-72 seasons at Asheboro High School. He first joined the college coaching ranks as a graduate assistant at North Carolina State from 1973-74.

In 1975, Moody was named quarterbacks and running backs coach at Southern Mississippi before returning to North Carolina State as defensive backs coach in 1976. From 1977-79, he oversaw the team's quarterbacks and running backs.

In 1980, Moody was named the running backs coach at Louisiana State University, where he remained until 1983. In 1984, he became the assistant head coach at Appalachian State. From 1985-87, he served as the offensive coordinator and quarterbacks coach at Tulane University before being hired at North Carolina in 1988.



KYLE O'DELL

REGIONAL SCOUT

5TH NFL SEASON » 5TH WITH 49ERS

Kyle O'Dell is in his fifth season with the 49ers and second as the team's regional scout. O'Dell spent the 2015 season as the 49ers National Football Scouting representative.

Prior to joining the 49ers, O'Dell worked in the recruiting operations department for head coach Nick Saban at the University of Alabama from 2011-12. During those two years, he helped the Crimson Tide compile consecutive consensus number one recruiting classes.

A native of Oxford, AL, O'Dell graduated from the University of Alabama in 2013 with a degree in sports management.



STEVE RUBIO

REGIONAL SCOUT

6TH NFL SEASON » 6TH WITH 49ERS

Steve Rubio is in his sixth year with the 49ers and fifth as the club's regional scout. He spent the 2012 season as a scouting assistant.

Rubio served as the director of player personnel for the University of Tennessee's football program from 2010-11, after originally joining the team in 2009 as a recruiting intern. In his previous capacity, he oversaw all recruiting board material while handling the initial evaluation of high school and junior college prospects.

The Fort Lauderdale, FL, native graduated from the University of Central Florida with a degree in sports administration, in 2007. Rubio worked in various roles on the Knights football staff over a span of six years. He spent the last 12 months of his tenure as UCF's director of player personnel, after having spent time as a defensive graduate assistant and as the recruiting and operations graduate assistant. Rubio also served as a volunteer coach at his high school, St. Thomas Aquinas, from 2003-04.



JOHN STEVENSON

REGIONAL SCOUT

3RD NFL SEASON » 3RD WITH 49ERS

John Stevenson is in his third season with the 49ers and first as the team's regional scout. He spent the previous two years as an assistant in the scouting department. In 2015, he interned during training camp through the Wooten-Nunn fellowship.

Prior to joining the 49ers, Stevenson played for the Bemidji Axemen of the Indoor Football League and went to training camp with the Ottawa Redblacks of the Canadian Football League in 2015. In 2013, he signed with the New York Giants as an undrafted free agent.

A walk-on turned four-year letterman at Georgia Southern University, Stevenson saw action in 52 games and recorded 148 tackles, 1.5 sacks, 4.5 tackles for loss, five passes defended, two forced fumbles and two fumble recoveries during his college career. As a senior in 2012, he led the team with 103 tackles and was voted to the team's leadership council by his peers and named a team captain. Additionally, Stevenson was the recipient of the 2012 Erk Russell Award, given in honor of the late Georgia Southern head coach Erk Russell to a player who exemplifies the traits needed to play for him.

A native of Stone Mountain, GA, Stevenson graduated from Georgia Southern in 2012 with a bachelor's degree in management as well as a minor in marketing.



JOSH WILLIAMS


REGIONAL SCOUT

7TH NFL SEASON » 7TH WITH 49ERS

Josh Williams is in his seventh season with the 49ers and first as the team's regional scout. He previously served as the team's National Football Scouting representative in 2016.

Williams spent three seasons (2013-15) as a pro personnel scout and two seasons (2011-12) as an assistant in the 49ers scouting department.

A four-year wide receiver for the Columbia University Lions, Williams worked in the financial industry in New York City as a business analyst of investment products at TD Ameritrade. A native of Santa Rosa, CA, he graduated from St. Ignatius College Preparatory in San Francisco in 2005 then earned a bachelor's degree in psychology from Columbia University in 2010.



JACOB NIEROB


PLAYER PERSONNEL ASSISTANT

3RD NFL SEASON » 3RD WITH 49ERS

Jacob Nierob is in his third season with the 49ers and first as a player personnel assistant. He served as a scouting administrator in 2016 and an assistant in the 49ers scouting department in 2015.

Prior to joining the 49ers, Nierob interned in the recruiting operations department for the University of Michigan from 2014-15. He primarily focused on organizing recruiting visits as well as creating highlight tapes for the coaching staff to evaluate prospective recruits.

A native of Beverly Hills, CA, Nierob graduated from the University of Michigan in 2015 with a degree in Sport Management.



GUY McINTYRE

DIRECTOR OF ALUMNI RELATIONS

6TH NFL SEASON » 6TH WITH 49ERS

Guy McIntyre is in his 15th season in the front office of the 49ers and his eighth as director of alumni relations.

In his role, McIntyre coordinates alumni events, gameday responsibilities for the team's five alumni coordinators (Steve Bono, Dan Bunz, Dwight Clark, Jesse Sapolu and Eric Wright) and both Alumni Weekend and Hall of Fame Weekend. He also distributes information from the NFL and works with alumni on the different NFL programs that are specifically geared to alumni.

Prior to joining the 49ers, McIntyre was an offensive line coach with the Rhine Fire of the World League in 2002 and at Menlo College from 2004-06.

A 3rd-round pick (73rd overall) in the 1984 NFL Draft by San Francisco, McIntyre saw action in 145 games (97 starts) with the 49ers over 10 seasons (1984-93). A three-time Super Bowl champion (1984, 1988-89), McIntyre earned All-Pro and Pro Bowl honors in five consecutive seasons (1989-93) throughout his time with the 49ers.

McIntyre is married to his wife, Kimberly, and has five children, Dejon, Mallory, Arial, Alexa and Bailey, and three grandchildren, Amariah, Avery and Kellen.



PARYS HARALSON

DIRECTOR OF PLAYER ENGAGEMENT

2ND NFL SEASON » 2ND WITH 49ERS

Parys Haralson is in his second season with the 49ers as the director of player engagement. In his role with player engagement, he will continue to develop programs designed to assist players in making a smooth transition in and out of professional football as well as life skills development, financial education, post career and occupational development, continued education and degree completion.

A nine-year NFL veteran, Haralson played in 118 games (88 starts) and registered 380 tackles, 28.0 sacks, five fumble recoveries, three forced fumbles and five passes defensed. He was originally drafted by the San Francisco 49ers in the fifth round (140th overall) of the 2006 NFL Draft. In seven seasons with the 49ers, Haralson played in 86 games (68 starts) and tallied 295 tackles, 21.5 sacks, four fumble recoveries, three forced fumbles and four passes defensed.

The Flora, MS, native attended the University of Tennessee where he earned Second-Team All-SEC as a senior and finished his collegiate career ranked fifth in school history with 21.0 sacks. He graduated from Tennessee in 2006 and is current working towards his MBA from the University of Miami.



MANNY RIVERA

ASSISTANT HEAD MEDICAL TRAINER

15TH NFL SEASON » 15TH WITH 49ERS

Manny Rivera enters his fourth year as an assistant head athletic trainer with the 49ers after spending the previous 10 years as an assistant athletic trainer. This is Rivera's second stint with San Francisco after serving as an intern athletic trainer during the 2001 season.

Prior to being hired full time in San Francisco, Rivera spent a year working with the United States Olympic Committee. With the USOC, he provided medical coverage for hundreds of Olympic and Paralympic hopefuls in track and field, softball, baseball, soccer, volleyball and rugby.

After interning with the 49ers, Rivera served as a graduate assistant athletic trainer for the Indiana University football team. While at Indiana, he was directly responsible for the emergency medical supplies, training supplies and inventory, packing for team travel, as well as game day medical logistics. Rivera was also responsible for supervision, instruction and evaluation of undergraduate athletic training curriculum students. Rivera graduated from Indiana with a Master of Science degree in kinesiology in 2003.

Rivera began his career in athletic training, serving as a student athletic trainer at the University of the Pacific, where he earned a bachelor's degree in sports medicine, in 2001. He is a certified member of the NATA.

Rivera, his wife, Lauren, daughter, Alexis, and son, Tyler, reside in San Ramon, CA.



LAURA SCHNETTGOECKE

ASSISTANT ATHLETIC TRAINER

3RD NFL SEASON » 3RD WITH 49ERS

Laura Schnettgoecke is in her third season with the 49ers as the team's assistant athletic trainer. Before joining San Francisco, Schnettgoecke was the head athletic trainer for the women's soccer team at Texas Tech University.

Starting in 2008 at Texas Tech, Schnettgoecke was responsible for the prevention, evaluation, care and rehabilitation of athletic injuries for all soccer players. She was also involved in the mental health program for student athletes and was responsible for the inventory and purchasing of all training room supplies.

A native of Prairie Village, KS, Schnettgoecke earned her master's degree in Human Resource Development from Clemson University in 2008. During her time at Clemson, she served as a graduate assistant to all 21 intercollegiate sports while working primarily with the women's soccer program during her graduate assistantship. Schnettgoecke graduated from Kansas State University in 2004 with a dual bachelor's degree in Kinesiology and Athletic Training. While at Kansas State, she worked with the football team as a student trainer.



RYAN DONAHUE

REHABILITATION COORDINATOR

3RD NFL SEASON » 3RD WITH 49ERS

Ryan Donahue is in his third year with the 49ers as the team's rehabilitation coordinator. Donahue is a licensed physical therapist through the American Physical Therapy Association, as well as a Board Certified Sports Physical Therapist (SCS) via the American Board of Physical Therapy Specialties and a Certified Strength and Conditioning Specialist (CSCS) through the National Strength & Conditioning Association.

Before joining the 49ers, Donahue spent the previous three years as a physical therapist at the Andrews Institute for Orthopedics and Sports Medicine in Gulf Breeze, FL where he provided rehabilitation for athletes in the NFL, NBA, MLB, Olympic Teams as well as US Special Forces and general population.

Prior to the Andrews Institute, Donahue received his doctorate in physical therapy from Northeastern University in 2012, while also serving as assistant director of strength & conditioning for the university's Sports Performance department. In addition to Northeastern, he has held previous affiliations with EXOS (formerly Athletes' Performance) in a physical therapy role, as well as strength & conditioning affiliations with the University of Connecticut, University of North Carolina at Chapel Hill, and Mike Boyle Strength & Conditioning. In 2008, Donahue received a bachelor of science in exercise science from the University of Connecticut with a concentration in strength & conditioning.

A native of Andover, MA, Donahue is married to the former Bridgette Trometer.



JORDAN MAZUR

COORDINATOR OF NUTRITION

2ND NFL SEASON » 1ST WITH 49ERS

Jordan Mazur enters his second season in the NFL and first with the 49ers as the team's coordinator of nutrition. In 2015, he spent one season with the Philadelphia Eagles in the Gatorade Sports Nutrition Immersion Program.

Prior to joining the 49ers, Mazur served as the director of sports nutrition at the University of California, where he was responsible for overseeing all nutrition and dietitian related services for student-athletes. While working with members of all coaching staffs, the strength and conditioning staff, the sports medicine staff and related student-athlete service providers during his time in Berkeley, he helped implement a collaborative and comprehensive approach to training, nutrition and recovery, as well as aided in the treatment of diet and nutritional related medical issues.

Before his time at California, Mazur worked at Mazur Nutrition Coaching in 2016, a private practice focused on consultation, nutrition evaluation and healthy lifestyle support. He joined the Eagles organization in August on 2015, where he spent the season working closely with the strength and conditioning staff on all aspects of athlete nutrition and recovery.

Prior to his time with the Eagles, Mazur earned a master's degree in exercise science from Florida State University in 2015. While at FSU, he worked as a performance nutrition intern at EXOS, where he learned how to evaluate and understand the fundamental needs of athletes based on their goals and how to apply those needs to an integrated approach to athlete care.

In 2012, Mazur graduated from the University of Connecticut with a bachelor's degree in nutritional sciences. During his time in Connecticut, he worked as a nutrition assistant at Manchester Memorial Hospital and as a diet technician at Connecticut Children's Medical Center, where he provided nutrition counseling and assisted patients with specialized diets.



ELLIOTT WILLIAMS

DIRECTOR OF FUNCTIONAL PERFORMANCE

1ST NFL SEASON » 1ST WITH 49ERS

Elliott Williams enters his first season with the 49ers as the director of functional performance. In his role, Williams is focused on each player in an individualized way, creating corrective, alignment based exercise routines to restore a symmetrical and more efficient athlete.

Posture, how it results in injury, pain & performance is the focus. Creating a more aligned athlete results in efficient & balanced movement in the gym as well as on the field.

Prior to joining the 49ers, Williams spent seven educational & experiential years (2011-17), mentoring with Pete Egoscue in San Diego, CA at The Egoscue Method Headquarters. His role allowed him the ability to work with many of the NFL's elite, especially as their injuries crept up on them, later in their careers.

Williams & his staff work side by side with the strength & conditioning staff, as well as the athletic training staff, collaborating on valuable performance information gathered by this triangle of health. Focusing on posture and joint alignment is the priority when evaluating a player, allowing him to take a "global-view" to re-establishing balance and function.

Williams is also certified by the Egoscue University and has earned PAS, AET & ETI certifications.



JAY BRUNETTI

EQUIPMENT MANAGER

41ST NFL SEASON » 1ST WITH 49ERS

Jay Brunetti enters his 41st season in the NFL and first season with the 49ers as the team's equipment manager. He is responsible for the many details that go into filling an NFL team's daily needs. These needs include outfitting players and coaches in safe and advanced equipment, as well as ordering and maintaining all of the team's equipment and sideline apparel. Brunetti and his staff also transport team equipment to and from all games, as well as assist coaches with daily practice needs.

Prior to joining the 49ers, Brunetti served as director of equipment services with the Houston Texans from 2001-2014. With Houston, Brunetti's responsibilities included purchasing, upkeep and repair of all player and coach equipment while overseeing the transportation of equipment to away games.

Brunetti joined the Texans from Washington, where he spent 26 years with the Redskins. He originally joined the Redskins' organization on a part-time basis in 1975 as a freshman in high school. Brunetti became a full-time assistant in 1979 before becoming the youngest equipment manager in the NFL in 1981 at the age of 19. During his tenure with Washington, the Redskins advanced to four Super Bowls and won three World Championships with Brunetti heading the equipment staff. His distinguished career includes working with 16 members of the Pro Football Hall of Fame.

Brunetti and his wife, Linda, have three children: two sons, Jimmy and Drew, and a daughter, Tori.



DONOVAN "DOC" DRESSLER

ASSISTANT EQUIPMENT MANAGER

19TH NFL SEASON » 17TH WITH 49ERS

Donovan "Doc" Dressler is in his 17th year as an assistant equipment manager of the 49ers.

In 2015, Doc served as a member of the host team assigned to the both the Carolina Panthers and Denver Broncos prior to Super Bowl 50, and assisted the Broncos on game day. He also assisted with events at the NFL Experience.

During his first stint in San Francisco, Doc served as a training camp and partial season intern with the 49ers equipment department in the summer of 2000, before taking on the head equipment manager duties from 2000-01 for the Las Vegas Outlaws of the XFL. Doc returned to San Francisco in 2001 as an intern and was brought on shortly after in a full-time capacity to assist with the team's apparel and on-field equipment needs.

Doc got his start in the NFL with the Miami Dolphins, where he interned at different times in the equipment department during 1998 and 2000. During that time, he also had a stint as the head equipment manager at Northwestern Louisiana State from 1999-00.

Doc was born and raised in Stillwater, OK, where he attended Stillwater High School. He then attended Oklahoma State University and served as the Cowboys' student equipment manager for six years.

Doc has been a member of the Athletic Equipment Manager's Association since 1995 and received his certification, in 1999.

He and his wife, Terri, reside in San Jose, CA, with their sons Jacob and Rocco.



JEFF GILBERT

ASSISTANT EQUIPMENT MANGER

11TH NFL SEASON » 7TH WITH 49ERS

Jeff Gilbert is in seventh year as an assistant equipment manager with the 49ers.

In 2015, Gilbert served as a member of the host team assigned to the both the Carolina Panthers and Denver Broncos prior to Super Bowl 50, and assisted the Broncos on game day. He also assisted with events at the NFL Experience.

In his first stint with San Francisco, Gilbert served as the assistant equipment manager for the team from 2005-08. He later joined Riddell as a Northern California sales representative in 2008 where he remained until 2012. Gilbert made his way back to the NFL that year as an assistant equipment manager for the Oakland Raiders and remained with the team until he returned to San Francisco in 2014. In addition to maintaining the team's helmets and shoulder pads, Gilbert works with the defense at practice and assists with logistics.

Gilbert started his career with the Seattle Seahawks as a season-long intern during the 2003 and 2004 seasons.

Gilbert was born and raised in Santa Cruz, CA, where he attended San Lorenzo Valley High School. He received his undergraduate degree from Bethany Bible College and later earned his master's degree in sports management from the University of San Francisco. He has been a member of the Athletic Equipment Manager's Association since 2006.

Gilbert and his wife, Theresa, live in Felton, CA, with their daughter, Kiana, and son, Indy.



ROBERT LLOYD

ASSISTANT EQUIPMENT MANAGER


5TH NFL SEASON » 5TH WITH 49ERS

Robert Lloyd is in his second season with the 49ers as an assistant equipment manager after spending the previous three seasons (2013-15) as an equipment manager intern.

Lloyd began his equipment managing career at the University of Arizona, where he served as a student equipment manager for the football program. As a senior at the University of Arizona, Lloyd served as the head student equipment manager, where he led a group of 15 student managers. After graduating with a degree in sociology, with a minor in sports management, Lloyd joined the 49ers as an intern in 2013.

A native of Foster City, CA Lloyd attended St. Ignatius College Preparatory in San Francisco, CA.

Lloyd now resides in Foster City, CA.



MICHAEL BRACKEN

VIDEO OPERATIONS MANAGER

7TH NFL SEASON » 7TH WITH 49ERS

Michael Bracken is in his seventh year as the 49ers video operations manager.

Bracken oversees all daily video operations responsibilities, including the production and editing of all practice and game films for team personnel. Additionally, Bracken and his staff coordinate film exchanges with other teams and NFL Films, as well as maintain the 49ers NFL and collegiate video library.

Prior to joining the 49ers, Bracken spent four years as the assistant video coordinator for the Florida State University athletic department, where he serviced 16 intercollegiate sports. While completing his undergraduate studies at Florida State, he served as a student assistant in the school's video department since 2003.

Bracken, and his wife, Erika, resides in San Jose, CA.



WILLIAM BROWN

ASSISTANT MANAGER OF VIDEO OPERATIONS

2ND NFL SEASON » 2ND WITH 49ERS

William Brown is in his second season with the 49ers as the team's assistant manager of video operations. Before joining San Francisco, Brown was the video coordinator at the University of Maryland.


Beginning in 2011, Brown began overseeing all team video operations and game analysis for the football coaching staff. He also managed the partnership with XOS and other game analysis and network software.

Following the 2013-14 season, Brown was selected by his peers as the Bob Matey National Video Coordinator of the Year.

Brown landed in College Park after spending two years as the assistant director of video services at the University of Connecticut.

Prior to his stint at UConn, he spent three years at Middle Tennessee State as the first full-time video coordinator in school's history. He has also spent two years as an assistant video coordinator at the University of South Carolina.

Brown is a Georgetown, S.C. native and a 2004 graduate of Benedict College, and is married to the former Britta Williams.



BRYAN ZIEBELMAN

VIDEO OPERATIONS ASSISTANT

7TH NFL SEASON » 7TH WITH 49ERS

Bryan Ziebelman is in his sixth year as a 49ers video operations assistant after spending the 2011 season as the 49ers video operations intern.

Ziebelman got his start in sports video at his alma mater, Chapman University, where he served as assistant director of video operations and recruiting in 2010 after playing wide receiver on the Panthers football team from 2006-09 and serving as team captain.

Ziebelman received dual degrees in television and broadcast journalism and communications studies with a minor in leadership and organizational studies during his time at Chapman.

A Palo Alto native, Ziebelman attended Henry M. Gunn High School and now resides in Santa Clara, CA.



MATT GREINER

SENIOR MANAGER & HEAD GROUNDSKEEPER

10TH NFL SEASON » 9TH WITH 49ERS

Matt Greiner is in his ninth year with the 49ers and his sixth as the senior manager & head groundskeeper.

In his role, Greiner is tasked with overseeing the maintenance of all playing surfaces and landscaping at Levi's® Stadium and the team's Santa Clara training facility. He originally joined the 49ers as an assistant groundskeeper in 2009, and was later promoted to his current position in 2011.

Greiner began his career as a member of the Ohio State University grounds crew in 2005, remaining with the Buckeyes until 2007. He spent 2007 with the Arsenal Football Club, before transitioning to the Minnesota Vikings for the 2008 season.

The Sylvania, OH, native attended Northview High School, before earning a degree in Turfgrass Science from Ohio State University.

Greiner and his wife, Heidi, live in Willow Glen, CA, with their daughter, Haleigh.



RYAN VERNESS

GROUNDSKEEPING MANAGER

5TH NFL SEASON » 4TH WITH 49ERS

Ryan VerNess is entering his fourth season with the 49ers as a groundskeeping manager. “Big Red” as he is affectionately known as, manages all aspects of turf maintenance for Levi’s Stadium and SAP Performance Facility.

VerNess served one season as an assistant groundkeeper with the Kansas City Chiefs before moving to the golf course side of turf management. He was named assistant superintendent at Spy Glass Hill, and worked with the Pebble Beach Company for over two years. VerNess then joined the Bayonet & Black Horse staff as golf course construction superintendent. He also spent four years as the director of golf course maintenance for Bayonet & Black Horse.

Originally from Stewartville, MN, Ryan graduated from University of Wisconsin-River Falls. He now resides in Sunnyvale and enjoys yoga, CrossFit and long runs in the country.



TIM HARDMAN

GROUNDSKEEPING MANAGER

8TH NFL SEASON » 4TH WITH 49ERS

Tim Hardman is in his eighth year in the NFL and fourth season as a groundskeeping manager for the San Francisco 49ers. In his role, Hardman specializes in the aesthetics side of groundskeeping for Levi’s Stadium and the SAP Performance Facility.

Hardman honed his skill set in Seattle while working for the Seattle Seahawks and Sounders FC for four years (2010-14) prior to joining the 49ers.

Hardman now resides in Mountain View, CA.



COLBY GARLICK

GROUNDSKEEPER

3RD NFL SEASON » 3RD WITH 49ERS

Colby Garlick is in his third season with the 49ers as the team's groundskeeper. In his role, Garlick is responsible for the maintenance of the playing surfaces and landscape at Levi's Stadium and the SAP Performance Facility.

Garlick began his career with the University of Minnesota as an intern in 2013. He spent 2014-15 with Shwaders Sports Turf Management and the Minnesota Twins grounds crew.

A native of Granada, MN, Garlick received degrees from the University of Minnesota and Anoka Technical College.

Garlick lives in Sunnyvale, CA, and enjoys hiking and lifting weights.



SALVADOR BARAJAS

GROUNDSKEEPER

1ST NFL SEASON » 1ST WITH 49ERS

Salvador Barajas in his first year with the 49ers as a groundskeeper.

In his role, Barajas is tasked with the maintenance of all playing surfaces and landscaping at Levi's Stadium and the SAP Performance Facility.

Barajas began his career at Colony Landscape grounds crew in 2008. From 2008-16, he maintained and setup athletic fields at Santa Clara University, Stanford University and Avaya Soccer Stadium.

Originally from Jalisco, Mexico, Barajas attended the Republica of Yugoslavia Educational Center in Jalisco, Mexico.

Barajas and his wife, Claudia, live in San José, CA, with their son, Salvador, and daughters, Ayleen and Aiyana.



STEVE RISSER

DIRECTOR OF TEAM LOGISTICS

16TH NFL SEASON » 16TH WITH 49ERS

Steve Risser is in his 16th season with the San Francisco 49ers and his second as the director of team logistics. He spent the previous eight seasons (2008-15) as the team logistics manager.


In 2015, the 49ers logistics department was named the NFL's Travel Department of the Year. This award is voted on by all of the major hotel brands (Ritz Carlton, Four Seasons, Starwood, Marriott, Hyatt, Hilton, etc.), as well as individual properties throughout the country. The award is given to the NFL Travel Department that best represents their respective club in a first-class manner and embodies professionalism, strong work-ethic, communication, ease of doing business, etc.

Risser joined the 49ers in 2002, as a community relations intern. Throughout his internship, Risser also assisted with special projects for both the public relations and marketing departments.

In 2005, Risser made the transition to the team logistics department where he assisted with team travel and logistical needs, as well as overseeing the team's training camp operation.

Born in Santa Clara, CA, Risser grew up in Fremont and attended Moreau Catholic High School, where he was a two-year letter-winner in baseball.

A graduate of Cal State Hayward, Risser and his wife, Shannon, have twins - a daughter, Ashlyn, and a son, Blake.



MICHAEL SLAP

TEAM LOGISTICS MANAGER

8TH NFL SEASON » 8TH WITH 49ERS


Michael Slap is in his eighth year with the San Francisco 49ers and his first as the team logistics manager.

In 2015, the 49ers logistics department was named NFL's Travel Department of the Year. This award is voted on by all of the major hotel brands (Ritz Carlton, Four Seasons, Starwood, Marriott, Hyatt, Hilton, etc.), as well as individual properties throughout the country. The award is given to the NFL Travel Department that best represents their respective club in a first-class manner and embodies professionalism, strong work-ethic, communication, ease of doing business, etc.

Slap originally joined the 49ers as a training camp intern in the logistics department, in 2010. He returned in 2011 in the same capacity, and remained with the team throughout the entire season. After graduating from the University of California, Davis in 2012, Slap was hired full-time as the team logistics assistant.

As an undergraduate at UC Davis, Slap worked all four years for the University's Intercollegiate Athletics program as a student event manager, public address announcer and a football operations intern/team manager.

Born in Chico, CA, Slap grew up in Danville where he attended Monte Vista High School. Slap currently resides in Santa Clara, CA.



DAN BECKLER

DIRECTOR OF FOOTBALL COMMUNICATIONS

9TH NFL SEASON » 8TH WITH 49ERS

Dan Beckler is in his eighth season with the 49ers and ninth season in the NFL.


Beckler is responsible for facilitating interview requests for players, coaches and front office staff. He also oversees the production of all football publications, football publicity items, team-issued media materials and press credentials. Beckler has been a member of the 49ers PR staff that has twice been named finalists for the coveted Pro Football Writers of America Pete Rozelle Award, in 2011 and 2012.

Beckler served as San Francisco's season-long public relations intern in 2009-10, before being hired full time after the 2010 season. Prior to his time with the 49ers, he was a season-long intern with the Tennessee Titans public relations department from 2008-09.

Before entering the NFL, Beckler served as a sports public relations intern at Disney's Wide World of Sports (now ESPN Wide World of Sports) in Lake Buena Vista, FL, from 2007-08.

A native of Wichita, KS, Beckler graduated from Wichita State University with a degree in sport administration in 2007. He also earned his masters of education from WSU in May of 2009. As an undergraduate, Beckler assisted in the sports information department with men's basketball and baseball, while also working for the Wichita Wranglers, the Kansas City Royals former double-A affiliate.

Beckler and his wife, Ellie, have a son, Peyton, and a daughter, Layla.



ROGER HACKER

DIRECTOR OF CORPORATE COMMUNICATIONS

11TH NFL SEASON » 4TH WITH 49ERS

Roger Hacker is in his fourth season with the 49ers and 11th in the NFL.

Hacker manages communications for all corporate enterprises related to the 49ers and Levi's Stadium, providing media strategy and coordination for all non-football events and key organizational initiatives. In this position, Hacker serves as the organization's media relations liaison for all relevant internal and external stakeholders.

Hacker began his career in the NFL with the Chicago Bears, spending seven seasons (2000-06) as a member of the team's football media relations staff. He then moved to the global headquarters of international communications firm FleishmanHillard in St. Louis, where he spent five years providing counsel and media relations support for an assortment of sports organizations and consumer brands within the FH Sports Marketing practice. Before joining the 49ers, Hacker spent the previous two years managing brand communications for Visa Inc.'s sponsorships of the NFL, International Olympic Committee and FIFA. On behalf of Visa, Hacker helped managed consumer brand and marketing communications for the digital payment company at the London 2012 Olympic Games and Sochi 2014 Olympic Winter Games, the 2013 FIFA Confederations Cup in Brazil, and Super Bowl XLVII and XLVIII.

A native of Belleville, IL, Hacker graduated from the University of Illinois at Urbana-Champaign in 2000 with a degree in media studies. Hacker served as the press officer for the USA Baseball Junior National Team in 2000 and as an ice hockey venue press liaison at the 2002 Olympic Winter Games in Salt Lake City.

Hacker and his wife, Marisa, reside in Oakland, CA.



MIKE CHASANOFF

SENIOR MANAGER OF FOOTBALL COMMUNICATIONS

12TH NFL SEASON » 9TH WITH 49ERS

Mike Chasanoff is in his ninth season with the 49ers and 12th season in the NFL.

Chasanoff is responsible for facilitating interview requests for players, coaches and front office staff, while also overseeing the production of the annual media guide and the team's media materials. Chasanoff has been a member of the 49ers PR staff that has twice been named finalists for the coveted Pro Football Writers of America Pete Rozelle Award, in 2011 and 2012.

Prior to joining the 49ers, Chasanoff spent the 2008 season as the public relations coordinator for the Tampa Bay Buccaneers. He also interned in the public relations departments of the Houston Texans (2007) and Buccaneers (2006). In the spring of 2007, Chasanoff served as the public relations assistant for the Amsterdam Admirals of NFL Europa.

A native of Bradenton, FL, Chasanoff graduated from Flagler College with a degree in sport management and business in 2006. While in school, Chasanoff was an assistant coach for the Flagler College men's basketball team, and also served as the public relations manager for the Sarasota Red Sox, the Class-A affiliate of the Boston Red Sox.

Chasanoff's brother, Marc, is the coordinator of pro player personnel for the New Orleans Pelicans. His brother, Tommy, was a member of Team USA for the International Paralympic Committee World Games in Lyon, France in 2013, and is the sports information director at the University of the Cumberland.

Chasanoff resides in Los Gatos, CA, with his wife, Kate.



EMILY LUCAS

MANAGER OF CORPORATE COMMUNICATIONS

3RD NFL SEASON » 3RD WITH 49ERS


Emily Lucas is in her third season with the 49ers and third in the NFL.

Lucas assists in the development and execution of corporate communications initiatives for the team and Levi's Stadium, including strategic communications planning for all 49ers community relations efforts and the 49ers Foundation, in addition to other media initiatives and press functions for the 49ers Museum presented by Sony, 49ers STEAM Education Program, the Levi's Stadium Tour Program and Bourbon Steak & Bourbon Pub restaurants located within the stadium.

Prior to joining the 49ers, Lucas began her communications career in Washington, D.C., at Powell Tate | Weber Shandwick. She spent more than three years developing strategic public affairs and communications campaigns for a range of government, nonprofit and corporate clients including HealthCare.gov and the U.S. Army Reserve.

A native of Hanover, PA, Lucas graduated in 2012 from Saint Mary's College of California in Moraga, CA, with a Bachelor of Arts in Communications and a minor in English. As an undergraduate, she worked in the Gael Athletics publicity department between 2010-2011. In 2015, she received her Masters of Professional Studies in Public Relations and Corporate Communications from Georgetown University's School of Continuing Studies.

Lucas resides in Mountain View, CA.



PETER VOLMUT

COORDINATOR OF FOOTBALL COMMUNICATIONS


5TH NFL SEASON » 5TH WITH 49ERS

Peter Volmut is in his first season as the team’s coordinator of football communications. He perviously spent two years (2015-16) as a football communications assistant and two seasons (2013-14) as a public relations intern with the team.

Volmut aids in the production of the team’s weekly publications along with the facilitation of player interview requests. He is responsible for the creation and distribution of team-related/player transaction press releases in addition to statistical and historical information on the San Francisco 49ers.

Prior to joining the 49ers, Volmut spent the 2013 offseason as the public relations/community communications intern with the Tampa Bay Buccaneers. Before entering the NFL, he served as the public relations summer intern with the Milwaukee Admirals of the American Hockey League (AHL) in 2010. He also worked with the Community Leadership department of S.C. Johnson & Son, Inc. in Racine, WI, from 2007-08.

A native of Racine, WI, Volmut received his degree from Valparaiso University in public relations, with a minor in sports promotions and currently resides in San Jose with his wife, Rhiannon.



TESSA GIAMMONA

CORPORATE COMMUNICATIONS ASSISTANT

4TH NFL SEASON » 3RD WITH 49ERS


Tessa Giammona is in her second season as corporate communications assistant with the 49ers after spending the 2015 season and 2016 offseason as a corporate communications intern with the team. Giammona assists in the communications efforts surrounding the Foster Farms Bowl and other outside sporting events hosted at Levi’s Stadium. In addition, she aides in the production of the 49ers Gameday Program, while also supporting the team’s weekly media availability.

Prior to joining the 49ers, Giammona spent the 2014 season as a communications intern with the Kansas City Chiefs. Before entering the NFL, she served as the public relations intern for the Salina Bombers of the Champions Indoor Football (CIF) in 2012.

A native of Santa Rosa, CA, Giammona received her sports management degree from Kansas Wesleyan University where she was a member of the basketball team. She currently resides in San Jose.

2017 SAN FRANCISCO 49ERS ALPHABETICAL ROSTER

91	Armstead, Arik	DL	6-7	292	3	36	Johnson, Dontae	CB	6-2	200	4
54	Armstrong, Ray-Ray	LB	6-3	220	5	93	Jones, Chris	DL	6-1	293	4
7	Barkley, Matt	QB	6-2	227	5	96	Jones, D.J.	DL	6-0	321	R
61	Barnes, Tim	C	6-4	300	6	20	Jones, Don	DB	5-11	195	5
68	Beadles, Zane	G	6-4	305	8	44	Juszczyk, Kyle	FB	6-1	240	5
3	Beathard, C.J.	QB	6-2	215	R	17	Kerley, Jeremy	WR	5-9	188	7
84	Bell, Blake	TE	6-6	252	3	67	Kilgore, Daniel	C	6-3	308	7
26	Bibbs, Kapri	RB	5-11	203	4	85	Kittle, George	TE	6-4	250	R
98	Blair III, Ronald	DL	6-4	270	2	64	Lauderdale, Andrew	OL	6-6	291	R
1	Bolden, Victor	WR	5-8	178	R	69	Levy, Richard	OL	6-6	315	R
6	Bourne, Kendrick	WR	6-1	203	R	59	Lynch, Aaron	LB	6-6	270	4
53	Bowman, NaVorro	LB	6-0	242	8	62	Magnuson, Erik	OL	6-6	305	R
49	Breida, Matt	RB	5-11	190	R	47	McCloskey, Tyler	FB	6-2	245	R
55	Brooks, Ahmad	LB	6-3	259	12	89	McDonald, Vance	TE	6-4	267	5
77	Brown, Trent	OL	6-8	355	3	90	Mitchell, Earl	NT	6-3	310	8
99	Buckner, DeForest	DL	6-7	300	2	31	Mostert, Raheem	RB	5-10	197	3
13	Burbridge, Aaron	WR	6-1	208	2	1	Mullens, Nick	QB	6-1	187	R
95	Carradine, Tank	DL	6-4	270	5	86	Nelson, Kyle	TE/LS	6-2	240	6
14	Carter, DeAndre	WR	5-8	190	1	48	Newsom, Donavin	LB	6-2	240	R
88	Celek, Garrett	TE	6-5	252	6	66	Nwachukwu, Noble	DL	6-2	275	R
38	Colbert, Adrian	DB	6-2	205	R	82	Paulsen, Logan	TE	6-5	268	8
50	Coyle, Brock	LB	6-1	245	4	5	Pinion, Bradley	P	6-5	229	3
4	Davis, Will	CB	5-11	180	5	78	Price, Norman	OL	6-4	311	1
92	Dial, Quinton	NT	6-5	318	5	27	Reaser, Keith	CB	6-0	190	3
58	Dumervil, Elvis	LB	5-11	250	12	23	Redmond, Will	CB	6-0	186	2
10	Ellington, Bruce	WR	5-9	197	4	35	Reid, Eric	S	6-1	213	5
60	Flynn, JP	OL	6-5	320	R	19	Robinson, Aldrick	WR	5-10	187	5
56	Foster, Reuben	LB	6-1	228	R	33	Robinson, Rashard	CB	6-1	177	2
31	Franklin, Zach	CB	6-0	200	R	6	Rose, Nick	K	6-2	190	1
63	Fusco, Brandon	OL	6-4	306	7	18	Smelter, DeAndre	WR	6-2	227	1
15	Garçon, Pierre	WR	6-0	211	10	51	Smith, Malcolm	LB	6-0	225	7
65	Garnett, Joshua	G	6-5	321	2	74	Staley, Joe	T	6-5	315	11
47	Gilbert, Jimmie	LB	6-5	230	R	40	Sunseri, Vinnie	S	6-0	210	4
76	Gilliam, Garry	OL	6-5	315	4	29	Tartt, Jaquiski	S	6-1	221	3
11	Goodwin, Marquise	WR	5-9	179	5	45	Taumoepenu, Pita	LB	6-1	245	R
9	Gould, Robbie	K	6-0	190	13	81	Taylor, Trent	WR	5-8	178	R
57	Harold, Eli	LB	6-3	265	3	71	Theus, John	OL	6-6	303	2
22	Hightower, Tim	RB	6-0	220	7	94	Thomas, Solomon	DL	6-3	256	R
46	Hikutini, Cole	TE	6-4	247	R	25	Ward, Jimmie	DB	5-11	193	4
2	Hoyer, Brian	QB	6-2	215	9	97	Watson, Dekoda	LB	6-2	245	8
28	Hyde, Carlos	RB	6-0	235	4	75	Williams Jr., Darrell	OL	6-6	310	R
30	Iworah, Prince Charles	CB	5-11	193	1	32	Williams, Joe	RB	5-11	205	R
43	James, Chancellor	S	6-2	208	R	24	Williams, K'Waun	CB	5-9	183	3
49	Jerome, Lorenzo	DB	5-10	204	R	41	Witherspoon, Ahkello	CB	6-3	195	R
83	Johnson III, BJ	WR	6-1	210	R	58	Zuttah, Jeremy	OL	6-4	300	10



ARIK ARMSTEAD

91

DL » 6-7 » 292 » OREGON

11.15.93 » SACRAMENTO, CA » PLEASANT GROVE HS, ELKGROVE, CA » 3RD YEAR » ACQUIRED D-1 IN '15

GOLDMINE

• In June of 2017, Armstead returned to his hometown of Sacramento to hold his second annual free youth football camp. The camp was held in Elk Grove, California and sponsors made it possible for 200 scholarships to be offered to interested kids. The kids participated in both football and conditioning drills with the players and then were allowed to ask questions to discuss not only football, but school, healthy choices, and other topics. Armstead's goal was to provide campers with a unique experience on the football field, as well as insight into the hard work and dedication that are needed to make it to the NFL. "I want the kids to enjoy themselves while also coming away learning that they can do whatever they put their mind to," said Armstead. "I want to teach them the things that helped me get where I am now like the importance of education, work ethic, and faith."



• In December of 2016, Armstead partnered with his local church to spread holiday cheer. Armstead bought more than 100 toys at Target and gave them away to children at the UC Davis Medical Center.



• Armstead's brother, Armond, was forced to retire before ever playing a down in the NFL. After playing collegiately at USC, Armond became an All-Star for the Toronto Argonauts of the Canadian Football League, helping the team win the league's 100th Grey Cup. He went on to sign with the New England Patriots in 2013, but medical issues forced him to hang up his cleats. "The biggest thing he has told me through this process is, 'at the end of the day, it's just football.' Having a brother who played at this level makes everything less overwhelming."

ARMSTEAD'S GOLDEN NUGGETS

- Lists his parents, Guss and Christa, as the most influential people in his life. He also gives credit to his grandfather, Willie B. Armstead, an Air Force veteran, for instilling the value of integrity that his parents have passed along to him. "A lot of things he instilled in my dad have carried down to me. Having a family member who is more courageous than you can imagine and who served his country is a huge honor."
- Played both basketball and football at Oregon before focusing only on football in 2014.

GOLDMINE (CONTINUED)

• During Super Bowl 50's Media Day, Armstead joined Sacramento's ABC10 sports team as a reporter to learn what it is like to cover NFL players during one of the most hectic events of the year. Held at SAP Center in San Jose, Armstead interviewed former teammates, fans, media members and Miss Universe. "It's like a feeding frenzy - everyone running around, and being part of that frenzy was a unique experience," said Armstead during the event.



- If Armstead wasn't in the NFL, he would be playing basketball. He was a three-year starter in basketball at Pleasant Grove High School in Sacramento and played two years at the University of Oregon before focusing solely on football for the 2014 season. He entered his high school senior season listed as the number three prospect in NorCalPrep.com's Top 40 rankings for the class of 2012. "A big part of the recruiting pitch from Oregon was they were going to let me play two sports. We only lost 5 games during my time there. I wanted to go somewhere with the chance to win and be a part of something special."
- For Armstead, the NFL Draft process was a whirlwind tour. He went straight from the National Championship Game to San Diego to prepare for the NFL Combine and then to Sacramento for the Draft itself. However, his favorite part of the process was being drafted by a team so close to his hometown. "It's a dream come true. I'm blessed to be in this situation. Not a lot of other people are that close to home. Being able to play home games in front of my family is perfect for me."

ARMSTEAD'S CAREER STATISTICS

YEAR	TEAM	GP	GS	TACKLES			SACKS	YDS	INT	YDS	INTERCEPTIONS			PD	FUMBLES		
				TOT	SOL	AST					LG	TD	FF		FR	YDS	
2015	SF	16	1	19	13	6	2.0	12.0	0	0	-	0	0	0	0	0	0
2016	SF	8	4	21	11	10	2.5	4.5	0	0	-	0	0	1	0	0	0
TOTALS		24	5	40	24	14	4.5	16.5	0	0	-	0	0	1	0	0	0

Milestones:

NFL Debut: vs. Min. (9/14/15); **First Start:** vs. StL (1/3/16); **First Sack:** at Arz. (9/27/15 – QB Carson Palmer); **First FF:** at Buf. (10/16/16 – QB Tyrod Taylor)

ARMSTEAD'S CAREER HIGHS

Total Tackles: 6 vs. Arz. (10/6/16)

Solo: 3 (3 times) Last vs. TB (10/23/16)

Assists: 4 vs. Arz. (10/6/16)

Sacks: 1.0 (4 times) Last at Buf. (10/16/16)

Forced Fumbles: 1 at Buf. (10/16/16)

ARMSTEAD'S TRANSACTIONS

Originally a 1st-round (17th overall) draft choice by SF in 2015.

2016

- Appeared in 8 games (4 starts) and recorded 21 tackles, 2.5 sacks and 1 FF before being placed on the Injured Reserve List on 11/8.
- As a part of a 49ers defense that registered the first shutout on opening day in franchise history, recorded his third career sack vs. LAR (9/12), taking down QB Case Keenum for a 4-yd. loss.
- Recorded 1.0 sack and the first FF of his career at Buf. (10/16), stripping the ball from Bills QB Tyrod Taylor.

2015

- Appeared in all 16 games (1 start) during his rookie season and totaled 19 tackles and 2.0 sacks.
- Registered 3 tackles and the first sack of his NFL career at Arz. (9/27), bringing down Cardinals QB Carson Palmer for a 4-yd. loss.
- Part of a defensive line unit that held the Falcons to 17 yds. rushing on 14 carries (1.2 avg.) vs. Atl. (11/8). This marked the 4th fewest rushing yds. allowed in a game by the 49ers since 2001.

COLLEGE

Played in 39 games and totaled 87 tackles, 4.0 sacks, 10.0 TFLs, 2 FRs, 1 FF and 2 PDs in his career. As a junior, earned All-Pac 12 Honorable Mention honors where he played in 13 games and registered 46 tackles, 2.5 sacks, 5.5 TFLs, 2 FRs and 1 FF. In 2013, played in 13 games and notched 15 tackles, 1.0 sack, 2.5 TFLs and 2 PDs. As a freshman, played in 13 games and tallied 16 tackles, 0.5 sack and 2.0 TFLs.

PERSONAL

- Majored in general social science.
- Recruited by and played for 49ers head coach Chip Kelly at Oregon in 2012 and was teammates with fellow DL DeForest Buckner during his entire college career (2012-14).
- As a freshman at Oregon, joined the men's basketball team following the completion of the football season, redshirting for the program that claimed the Pac-12 Conference Tournament title and advanced to the Sweet 16 in the NCAA tournament.
- A two-way standout on the defensive and offensive lines at Pleasant Grove (Elk Grove, CA) HS, he participated in the U.S. Army All-American Game. As a senior, registered 42 tackles and 3.5 sacks.
- Armstead's father, Guss, played basketball at Sacramento State and his brother, Armond, played football at USC and spent a season with the New England Patriots before retiring from football in 2014.
- Born Arik Armstead (11/15/93) in Sacramento, CA.

ARMSTEAD'S GAME-BY-GAME

2015														
Date	Opp	W/L	P/S	Tot	Sol	Ast	Sk	Yds	Int	Yds	PD	FF	FR	Yds
Sep 14	Min	W	1/0	0	0	0	0.0	0.0	0	0	0	0	0	0
Sep 20	at Pit	L	1/0	0	0	0	0.0	0.0	0	0	0	0	0	0
Sep 27	at Arz	L	1/0	3	3	0	1.0	4.0	0	0	0	0	0	0
Oct 4	GB	L	1/0	2	1	1	0.0	0.0	0	0	0	0	0	0
Oct 11	at NYG	L	1/0	0	0	0	0.0	0.0	0	0	0	0	0	0
Oct 18	Bal	W	1/0	1	1	0	0.0	0.0	0	0	0	0	0	0
Oct 22	Sea	L	1/0	0	0	0	0.0	0.0	0	0	0	0	0	0
Nov 1	at StL	L	1/0	0	0	0	0.0	0.0	0	0	0	0	0	0
Nov 8	Atl	W	1/0	2	2	0	0.0	0.0	0	0	0	0	0	0
Nov 22	at Sea	L	1/0	5	2	3	0.0	0.0	0	0	0	0	0	0
Nov 29	Arz	L	1/0	0	0	0	0.0	0.0	0	0	0	0	0	0
Dec 6	at Chi	W	1/0	0	0	0	0.0	0.0	0	0	0	0	0	0
Dec 13	at Cle	L	1/0	1	1	0	1.0	8.0	0	0	0	0	0	0
Dec 20	Cin	L	1/0	2	0	2	0.0	0.0	0	0	0	0	0	0
Dec 27	at Det	L	1/0	2	2	0	0.0	0.0	0	0	0	0	0	0
Jan 3	StL	W	1/1	1	1	0	0.0	0.0	0	0	0	0	0	0
TOTALS			16/1	19	13	6	2.0	12.0	0	0	0	0	0	0

2016														
Date	Opp	W/L	P/S	Tot	Sol	Ast	Sk	Yds	Int	Yds	PD	FF	FR	Yds
Sep 12	LAR	W	1/0	1	1	0	1.0	4.0	0	0	0	0	0	0
Sep 18	at Car	L	1/0	2	1	1	0.0	0.0	0	0	0	0	0	0
Sep 25	at Sea	L	1/0	1	1	0	0.0	0.0	0	0	0	0	0	0
Oct 2	Dal	L	1/0	2	0	2	0.0	0.0	0	0	0	0	0	0
Oct 6	Arz	L	1/1	6	2	4	0.0	0.0	0	0	0	0	0	0
Oct 16	at Buf	L	1/1	3	3	0	1.0	0.0	0	0	0	1	0	0
Oct 23	TB	L	1/1	4	3	1	0.5	0.5	0	0	0	0	0	0
Nov 6	NO	L	1/1	2	0	2	0.0	0.0	0	0	0	0	0	0
				PLACED ON INJURED RESERVE (Shoulder) ON 11/8										
TOTALS			8/4	21	11	10	2.5	4.5	0	0	0	1	0	0



RAY-RAY ARMSTRONG

54

LB » 6-3 » 220 » MIAMI (FL)

3.5.91 » SANFORD, FL » SEMINOLE HS, SANFORD, FL » 5TH YEAR » ACQUIRED WAI. IN '15 - OAK

GOLDMINE

• In July of 2017, Armstrong hosted his third annual “Ray-Ray Day” at Seminole High School, a free football camp and bar-b-que. Armstrong is like a super hero around Central Florida, where he lead Seminole HS to the school’s first and only state championship, but he has always found a way to return home. “I am coming from the same place they come from, same schools they went to just from the same environment just trying to get them that confidence and motivation that they can be something great in life,” Armstrong said. “You know growing up, we had a couple guys come from here but I just wanted to come back and show my face, let kids know that they are able to touch me, able to know me.”



ARMSTRONG’S GOLDEN NUGGETS

- Signed a two-year extension through 2018 with the 49ers in December of 2016.
- Appeared in 10 games for the Raiders in 2015, recording his first career sack at Cle. (9/27).
- As a senior in high school, started a free youth football camp at Seminole HS in order to give back to his local community.

GOLDMINE (CONTINUED)

- As a senior in college, Armstrong and his father, Albert, along with the help of his high school coaches, held a free football camp at Seminole HS in Florida. More than 100 kids registered for the free youth football camp and barbeque. “This means a lot to come back and support the people that I grew up with, the family that I’ve been around for so long,” Armstrong said at the time. “I’m just coming back to show them love.”

ARMSTRONG’S CAREER STATISTICS

YEAR	TEAM	GP	GS	TACKLES				YDS	INT	INTERCEPTIONS				FUMBLES		
				TOT	SOL	AST	SACKS			YDS	LG	TD	PD	FF	FR	YDS
2013	STL	16	0	3	3	0	0.0	0.0	0	0	–	0	0	0	1	0
2014	STL/OAK	15	3	27	17	10	0.0	0.0	0	0	–	0	1	1	0	0
2015	OAK/SF	15	2	17	15	2	1.0	3.0	0	0	–	0	0	0	0	0
2016	SF	2	0	9	7	2	0.0	0.0	1	5	5	0	2	0	1	0
TOTALS		48	5	56	42	14	1.0	3.0	1	5	5	0	3	1	2	0

Additional Statistics:

Special Teams Tackles – 24: 2013 (12); 2014 (4); 2015 (8)

Milestones:

NFL Debut: vs. Arz. (9/8/13); First Start: at KC (12/14/14); First FR: vs. SF (9/26/13 – QB Colin Kaepernick); First FF: at Den. (12/28/14 – RB C.J. Anderson); First Sack: at Cle. (9/27/15 – QB Josh McCown); First INT: vs. LAR (9/12/16 – QB Case Keenum)

ARMSTRONG’S CAREER HIGHS

Total Tackles: 11 at KC (12/14/14)
Solo: 6 at Den. (12/28/14)
Assists: 7 at KC (12/14/14)

Sacks: 1.0 at Cle. (9/27/15)
Interceptions: 1 vs. LAR (9/12/16)
Passes Defensed: 2 vs. LAR (9/12/16)

ARMSTRONG’S TRANSACTIONS

Originally signed by StL as an undrafted free agent on 5/9/13...Waived by StL on 10/6/14...Claimed off waivers by Oak. on 10/7/14...Waived by Oak. on 11/24/15...Claimed off waivers by SF on 11/25/15...Signed one-year extension with SF on 3/8/16...Placed on the Injured Reserve List on 9/20/16...Signed a two-year extension with SF on 12/18/16.

2016 (SAN FRANCISCO)

- Appeared in 2 games and recorded 9 tackles, 1 INT, 1 FR and 2 PDs before being placed on the Injured Reserve List on 9/20.
- As a part of a 49ers defense that registered the first shutout on opening day in franchise history, registered 5 tackles, his first career INT and a career-high 2 PDs vs. LAR (9/12), intercepting QB Case Keenum and returning it 5-yds.

2015 (OAKLAND/SAN FRANCISCO)

- Appeared in 10 games with the Raiders before being claimed off waivers by the 49ers and appearing in the team's final five games.
- As a member of the Raiders, recorded his first career sack at Cle. (9/27), taking down Browns QB Josh McCown for a 3-yd. loss.

2014 (ST. LOUIS/OAKLAND)

- Appeared in 15 games with both St. Louis and Oakland.
- As a member of the Oakland Raiders, registered a career-high 11 tackles in his first NFL start at KC (12/14).
- Started at Den. (12/28) and recorded 8 tackles and his first career FF, knocking the ball loose from Broncos RB C.J. Anderson.

2013 (ST. LOUIS)

- Appeared in all 16 games for the Rams and led the team with 12 special teams tackles.
- Made his NFL debut vs. Arz. (9/8)
- Recorded 3 tackles and his first career fumble recovery vs. SF (9/26).

COLLEGE

Played in 30 games in three years as a safety at the University of Miami. Recorded 134 tackles, 2 FFs, 6 PDs and 4 INTs during his career. Saw action in 7 games as a junior in 2011, registering 34 tackles with 1 INT and 1 FF. As a sophomore, earned Second-Team All-ACC honors, finishing third on the team with 79 tackles and tied for the team lead with 3 INTs. Saw action in 10 games as a freshman, in 2009.

PERSONAL

- Playing both quarterback and safety, led Seminole (Sanford, FL) HS to the state championship in 2008. During his senior season, he recorded 1,400 yds. and 14 TDs as a QB, rushed for 1,144 yds. and 22 TDs, and added 70 tackles on defense.
- Born Ray-Ray Armstrong (3/5/91) in Sanford, FL.

INJURY REPORT

2016: Placed on the Injured Reserve List on 9/20 with a chest injury.

ARMSTRONG'S GAME-BY-GAME

2013 (St. Louis)

Date	Opp	W/L	P/S	Tot	Sol	Ast	Sk	Yds	Int	Yds	PD	FF	FR	Yds
Sep 8	Arz	W	1/0	0	0	0	0.0	0.0	0	0	0	0	0	0
Sep 15	at Atl	L	1/0	0	0	0	0.0	0.0	0	0	0	0	0	0
Sep 22	at Dal	L	1/0	0	0	0	0.0	0.0	0	0	0	0	0	0
Sep 26	SF	L	1/0	3	3	0	0.0	0.0	0	0	0	0	1	0
Oct 6	Jax	W	1/0	0	0	0	0.0	0.0	0	0	0	0	0	0
Oct 13	at Hou	W	1/0	0	0	0	0.0	0.0	0	0	0	0	0	0
Oct 20	at Car	L	1/0	0	0	0	0.0	0.0	0	0	0	0	0	0
Oct 28	Sea	L	1/0	0	0	0	0.0	0.0	0	0	0	0	0	0
Nov 3	Ten	L	1/0	0	0	0	0.0	0.0	0	0	0	0	0	0
Nov 10	at Ind	W	1/0	0	0	0	0.0	0.0	0	0	0	0	0	0
Nov 24	Chi	W	1/0	0	0	0	0.0	0.0	0	0	0	0	0	0
Dec 1	at SF	L	1/0	0	0	0	0.0	0.0	0	0	0	0	0	0
Dec 8	at Arz	L	1/0	0	0	0	0.0	0.0	0	0	0	0	0	0
Dec 15	NO	W	1/0	0	0	0	0.0	0.0	0	0	0	0	0	0
Dec 22	TB	W	1/0	0	0	0	0.0	0.0	0	0	0	0	0	0
Dec 29	at Sea	L	1/0	0	0	0	0.0	0.0	0	0	0	0	0	0
TOTALS			16/0	3	3	0	0.0	0.0	0	0	0	0	1	0

2014 (St. Louis/Oakland)

Date	Opp	W/L	P/S	Tot	Sol	Ast	Sk	Yds	Int	Yds	PD	FF	FR	Yds
WITH ST. LOUIS														
Sep 7	Min	L	1/0	0	0	0	0.0	0.0	0	0	0	0	0	0
Sep 14	at TB	W	1/0	2	2	0	0.0	0.0	0	0	0	0	0	0
Sep 21	Dal	L	1/0	0	0	0	0.0	0.0	0	0	0	0	0	0
Sep 28	at Phi	L	1/0	0	0	0	0.0	0.0	0	0	0	0	0	0
WAIVED BY STL ON 10/6 CLAIMED BY OAK ON 10/7														
Oct 12	SD	L	-	-	-	-	-	-	-	-	-	-	-	-
Oct 19	Arz	L	1/0	1	1	0	0.0	0.0	0	0	0	0	0	0
Oct 26	at Cle	L	1/0	0	0	0	0.0	0.0	0	0	0	0	0	0
Nov 2	at Sea	L	1/0	0	0	0	0.0	0.0	0	0	0	0	0	0
Nov 9	Den	L	1/0	1	1	0	0.0	0.0	0	0	0	0	0	0
Nov 16	at SD	L	1/0	0	0	0	0.0	0.0	0	0	0	0	0	0
Nov 20	KC	W	1/0	0	0	0	0.0	0.0	0	0	0	0	0	0
Nov 30	at StL	L	1/0	0	0	0	0.0	0.0	0	0	0	0	0	0
Dec 7	SF	W	1/0	0	0	0	0.0	0.0	0	0	0	0	0	0
Dec 14	at KC	L	1/1	11	4	7	0.0	0.0	0	0	0	0	0	0
Dec 21	Buf	W	1/1	4	3	1	0.0	0.0	0	0	1	0	0	0
Dec 28	at Den	L	1/1	8	6	2	0.0	0.0	0	0	0	1	0	0
TOTALS			15/3	27	17	10	0.0	0.0	0	0	1	1	0	0

2015 (Oakland/San Francisco)

Date	Opp	W/L	P/S	Tot	Sol	Ast	Sk	Yds	Int	Yds	PD	FF	FR	Yds
WITH OAKLAND														
Sep 13	Cin	L	1/1	5	5	0	0.0	0.0	0	0	0	0	0	0
Sep 20	Bal	W	1/1	2	2	0	0.0	0.0	0	0	0	0	0	0
Sep 27	at Cle	W	1/0	1	1	0	1.0	3.0	0	0	0	0	0	0
Oct 4	at Chi	L	1/0	3	3	0	0.0	0.0	0	0	0	0	0	0
Oct 11	Den	L	1/0	0	0	0	0.0	0.0	0	0	0	0	0	0
Oct 25	at SD	W	1/0	6	4	2	0.0	0.0	0	0	0	0	0	0
Nov 1	NYJ	W	1/0	0	0	0	0.0	0.0	0	0	0	0	0	0
Nov 8	at Pit	L	1/0	0	0	0	0.0	0.0	0	0	0	0	0	0
Nov 15	Min	L	1/0	0	0	0	0.0	0.0	0	0	0	0	0	0
Nov 22	at Det	L	1/0	0	0	0	0.0	0.0	0	0	0	0	0	0
WAIVED BY OAK ON 11/24 CLAIMED BY SF ON 11/25														
Nov 29	Arz	L	-	-	-	-	-	-	-	-	-	-	-	-
Dec 6	at Chi	W	1/0	0	0	0	0.0	0.0	0	0	0	0	0	0
Dec 13	at Cle	L	1/0	0	0	0	0.0	0.0	0	0	0	0	0	0
Dec 20	Cin	L	1/0	0	0	0	0.0	0.0	0	0	0	0	0	0
Dec 27	at Det	L	1/0	0	0	0	0.0	0.0	0	0	0	0	0	0
Jan 3	StL	W	1/0	0	0	0	0.0	0.0	0	0	0	0	0	0
TOTALS			15/2	17	15	2	1.0	3.0	0	0	0	0	0	0

2016 (San Francisco)

Date	Opp	W/L	P/S	Tot	Sol	Ast	Sk	Yds	Int	Yds	PD	FF	FR	Yds
Sep 12	LAR	W	1/0	5	3	2	0.0	0.0	1	5	2	0	0	0
Sep 18	at Car	L	1/0	4	4	0	0.0	0.0	0	0	0	0	1	0
PLACED ON INJURED RESERVED (Chest) ON 9/20														
TOTALS			2/0	9	7	2	0.0	0.0	1	5	2	0	1	0



MATT BARKLEY

7

QB » 6-2 » 227 » SOUTHERN CALIFORNIA

9.8.90 » SANTA ANA, CA » MATER DEI HS, SANTA ANA, CA » 5TH YEAR » ACQUIRED FA IN '17

GOLDMINE

- On July 14, 2017, Barkley, along with former White House Assistant Press Secretary Reed Dickens, hosted a dinner for No One Left Behind. The mission of No One Left Behind is to help Afghan and Iraqi combat interpreters with Special Immigrant Visas (SIVs) resettle safely in the United States. They bridge the gap that exists between current State Department and NGO refugee relief programs, and provide assistance with housing, employment and cultural adaptation.
- In March of 2013, the University of Southern California Athletic Department received a \$5 million donation from the Otis Booth Foundation to endow the department's community service program. USC's community service program currently consists of special events led by student-athletes, such as the Community Bowl, which focuses on elementary school beautification, mural projects and classroom activities, and A Day in Troy, which brings children to campus for tours to encourage them to consider college and for sports activities to promote health and well-being. Another major program element is The SCORE Initiative (Servicing Community through Outreach, Recreation and Education). The initiative is comprised of "4 SCORE Quarters," each focused on promoting a different area of personal well-being: the importance of education, healthy living and exercise, successful decision-making and involvement in one's community. The Otis Booth Community Service Endowment will also establish the Matt Barkley Community Service Coordinator, a full-time staff position that will manage, implement and grow the program for maximum impact. The position is named for the former Trojan quarterback to honor his history of philanthropic service, which included humanitarian trips to Haiti, Nigeria and South Africa, as well as participation in numerous locally based community programs. "I am honored that USC's new community service coordinator position will carry my name," said Barkley. "Community service and my faith are very important to me. As Trojan student-athletes, we are fortunate not only for the great opportunities we have at USC, but for the opportunities we have to help those less fortunate and to share with aspiring children our stories of effort, determination and perseverance on the field and in the classroom."

BARKLEY'S GOLDEN NUGGETS

- Known for both his on-field and off-field contributions at USC, he took his family and teammates to build houses in Haiti in 2012.
- Finished his USC career as the school's and Pac-12's all-time leader with 12,327 passing yds. and 116 TD passes.
- Played high school football at Mater Dei (Santa Ana, CA), where he became the first junior to be named Gatorade Male High School Athlete of the Year and National Football Player of the Year.

GOLDMINE (CONTINUED)

- Barkley was well known for his off-the-field community work during his college career at USC, most notably spearheading an effort to take his family and a number of his teammates to Haiti the summer before the 2012 season. The group did most of its work in the village of Sous Savanne, near the town of Leogane, the epicenter of the 7.0-magnitude earthquake that struck on Jan. 12, 2010.



BARKLEY'S CAREER STATISTICS

YEAR	TEAM	GP	GS	PASSING										RUSHING				
				ATT	CMP	PCT	YDS	TD	INT	LG	SK	LST	RTG	ATT	YDS	AVG	LG	TD
2013	PHI	3	0	49	30	61.2	300	0	4	26	3	24	44.6	2	-2	-1.0	-1	0
2014	PHI	1	0	1	0	0.0	0	0	0	0	0	0	39.6	3	0	0.0	0	0
2015	ARZ	0	0	0	0	-	0	0	0	-	0	0	-	0	0	-	-	0
2016	CHI	7	6	216	129	59.7	1,611	8	14	37	6	43	68.3	7	2	0.3	5	0
TOTALS		11	6	266	159	59.8	1,911	8	18	37	9	67	63.7	12	0	0.0	5	0

PLAYOFFS

YEAR	TEAM	GP	GS	PASSING										RUSHING				
				ATT	CMP	PCT	YDS	TD	INT	LG	SK	LST	RTG	ATT	YDS	AVG	LG	TD
2013	PHI	0	0	0	0	-	0	0	0	-	0	0	-	0	0	-	-	0
2015	ARZ	0	0	0	0	-	0	0	0	-	0	0	-	0	0	-	-	0
TOTALS		0	0	0	0	-	0	0	0	-	0	0	-	0	0	-	-	0

Additional Statistics:

Fumbles-Lost – 7-3: 3-1 in 2013; 4-2 in 2016

Fumble Recoveries – 3: 2 in 2013; 1 in 2016

Receiving – 3: 2 in 2013; 1 in 2016

Milestones:

NFL Debut: vs. Dal. (10/20/13); **First Career Start:** vs. Ten. (11/27/16); **First Passing TD:** vs. Ten. (11/27/16 – 7-yd. pass to TE Daniel Brown); **300-yd.**

Passing Games: 3, Last vs. Was. (12/24/16 – 323 yds.)

BARKLEY'S CAREER HIGHS

Passes Attempted: 54 vs. Ten. (11/27/16)

Completions: 30 vs. GB (12/18/16)

Completion Percentage: 69.8 vs. GB (12/18/16)

Passing Yards: 362 vs. GB (12/18/16)

Long Pass: 37 vs. Was. (12/24/16)

QB Rating: 97.5 vs. Bal. (12/4/16)

Passing Touchdowns: 3 vs. Ten. (11/27/16)

BARKLEY'S TRANSACTIONS

Originally a 4th-round (98th overall) draft choice by Phi. in 2013...Traded to Arz. on 9/4/15...Waived by Arz. on 9/3/16...Signed to Chi. practice squad on 9/5/16...Promoted to Chi. active roster 9/22/16...Signed a two-year deal with SF on 3/10/17.

2016 (CHICAGO)

- Appeared in 7 games (6 starts) and completed 129 of 216 atts. (59.7 pct.) for 1,611 yds. and 8 TDs.
- Made his first career start vs. Ten. (11/27) and registered the first 300-yd. game of his career, completing 28 of 54 atts. for 316 yds and a career-high 3 TDs.
- Set new career highs by completing 30 of 43 atts. (69.8 pct.) for 362 yds. and 2 TDs vs. GB (12/18).
- Registered his 3rd career 300-yd. game vs. Was. (10/16), completing 24 of 40 atts. for 323 yds.

2015 (ARIZONA)

- Acquired in a trade from Phi. on 9/14 and was inactive for all 16 regular season games and both postseason contests.

2014 (PHILADELPHIA)

- Saw action in 1 game, throwing 1 incomplection and 3 rush atts. for 0 yds. Was inactive for first 8 games and was active but did not play for the final seven contests.

2013 (PHILADELPHIA)

- Appeared in 3 games and completed 30 of 49 atts. for 300 yds.

COLLEGE

Finished his USC career as the school's and Pac-12 all-time leader with 12,327 passing yds. and 116 TD passes, becoming the first player in conference history to throw for more than 100 career TDs. Broke USC alum Carson Palmer's record for career passing yds. (11,818) before being surpassed in 2014 by Oregon State's Sean Mannion. Still holds conference record with 116 TD passes, 11 more than Oregon's Marcus Mariota. Started 11 games as a senior before missing the final two games with a shoulder injury. Finished 12th in the nation with a 157.55 passer rating after completing 246 of 387 atts. for 3,273 yds. and 36 TDs. His 36 TD passes ranked third in school history. Finished 6th in the Heisman Trophy voting as a junior, completing 308 of 445 atts. for 3,528 yds. and a single-season school-record 39 TD passes. Named team MVP and was a finalist for the Manning Award. Earned Second-Team All-Conference honors and was a Third-Team AP All-American. Established school record with 69.1 comp. pct. by completing 236 of 377 atts. for 2,791 yds. and 26 TDs as a sophomore. Started 12 games as a true freshman in 2009, completing 211 of 352 atts. for 2,735 yds. and 15 TDs.

PERSONAL

- Majored in communications with a minor in business from USC.
- Attended Mater Dei (Santa Ana, CA) High School, where he finished his career as the all-time passing, yardage leader in Orange County. Earned numerous All-American honors as a senior, passing for 2,877 yds. and 23 TDs. Threw for an Orange County record 3,576 yds. and 35 TDs during his junior season and was named Gatorade Male High School Athlete of the Year and National Football Player of the Year, the first time a junior has ever won either award.
- Married to his wife, Brittany, and the couple has two sons, John and Jackson.
- Born Matt Barkley (9/8/90) in Newport Beach, CA.

BARKLEY'S GAME-BY-GAME

Only games Barkley has appeared in on offense are listed

2013 (Philadelphia)

Date	Opp	W/L	P/S	Att	Cmp	Pct	Yds	TD	Int	Lg	Sk/Yds	Rtg	Rsh	Yds	TD	Total Net Yds.	Pct. Offense
Oct 20	Dal	L	1/0	20	11	55.0	129	0	3	26	0/0	35.2	0	0	0	129	46.4%
Oct 27	NYG	L	1/0	26	17	65.4	158	0	1	25	3/24	65.9	0	0	0	134	67.0%
Nov 3	at Oak	W	1/0	3	2	66.7	13	0	0	10	0/0	75.7	2	-2	0	11	2.0%
TOTALS			3/0	49	30	61.2	300	0	4	26	3/24	44.6	2	-2	0	274	4.1%

2014 (Philadelphia)

Date	Opp	W/L	P/S	Att	Cmp	Pct	Yds	TD	Int	Lg	Sk/Yds	Rtg	Rsh	Yds	TD	Total Net Yds.	Pct. Offense
Nov 10	Car	W	1/0	1	0	0.0	0	0	0	-	0/0	39.6	3	0	0	0	0.0%
TOTALS			1/0	1	0	0.0	0	0	0	-	0/0	39.6	3	0	0	0	0.0%

2016 (Chicago)

Date	Opp	W/L	P/S	Att	Cmp	Pct	Yds	TD	Int	Lg	Sk/Yds	Rtg	Rsh	Yds	TD	Total Net Yds.	Pct. Offense
Oct 20	at GB	L	1/0	15	6	40.0	81	0	2	26	1/10	18.3	1	-1	0	70	37.0%
Nov 27	Ten	L	1/1	54	28	51.9	316	3	2	23	0/0	72.8	2	0	0	316	76.9%
Dec 4	SF	W	1/1	18	11	61.1	192	0	0	31	1/8	97.5	4	3	0	187	57.4%
Dec 11	at Det	L	1/1	32	20	62.5	212	1	0	31t	1/8	92.2	0	0	0	204	68.9%
Dec 18	GB	L	1/1	43	30	69.8	362	2	3	34	1/8	81.7	0	0	0	354	78.8%
Dec 24	Was	L	1/1	40	24	60.0	323	2	5	37	1/5	62.8	0	0	0	318	69.4%
Jan 1	at Min	L	1/1	14	10	71.4	125	0	2	31	1/4	59.2	0	0	0	121	52.2%
TOTALS			7/6	216	129	59.7	1,611	8	14	37	6/43	68.3	7	2	0	1,570	27.5%



TIM BARNES

61

C » 6-4 » 300 » MISSOURI

5.14.88 » HUGHESVILLE, MO » PETTIS COUNTY NORTHWEST HS, HUGHESVILLE, MO » 6TH YEAR » ACQUIRED FA IN '17

GOLDMINE

- As a member of the St. Louis Rams, Barnes and his teammates teamed up with the Urban League of Metropolitan St. Louis for the Thanksgiving Distribution. It is a day where families, who are pre-identified by the Urban League, can pick up a free turkey, Thanksgiving trimmings and some holiday cheer. Every member of the Rams roster donated money in order to provide more than 2,000 families with a Thanksgiving meal. Families in attendance were each handed a grocery bag of goods and a 10-plus pound turkey from the players. "This event is important to us because it's good for us to go out and help the families that are less fortunate," Barnes said. "Everyone is very excited and very thankful."



BARNES' GOLDEN NUGGETS

- A six-year veteran, Barnes started 16 games for the St. Louis/Los Angeles Rams in each of the past two seasons.
- Barnes and his wife, Lindsay, own two dogs and are active members of "Athletes for Animals", a group of professional athletes who have a shared passion for rescuing and protecting the welfare of homeless pets nationwide.

GOLDMINE (CONTINUED)

- Barnes and his wife, Lindsay, are the proud owners of two dogs, Oscar and Arlo. As a Missouri native, each offseason Barnes returns home and visits an animal shelter in Sedalia, MO, where he plays with the shelter's dogs and donates dog food, paper towels and soap as a part of "Athletes for Animals", founded by NHL player David Backes. "The people that started it, we got to know them and wanted to get involved," Barnes said in 2016. "We wanted to make sure they get good homes because animals are important to us."

BARNES' CAREER STATISTICS

GAMES/STARTS – 77/36; 2012 (15/0); 2013 (16/4); 2014 (14/0); 2015 (16/16); 2016 (16/16)

Additional Statistics:

Own Fumble Recoveries – 2: 2015 (2)

Kick Returns – 2: 2013 (1); 2014 (1)

Kick Return Yards – 7: 2013 (0); 2014 (7)

Milestones:

NFL Debut: vs. Was. (9/16/12); First Start: at Arz. (12/8/13)

BARNES' TRANSACTIONS

Originally signed as an undrafted free agent by Bal. on 7/28/11...Waived by Bal. on 9/3/11...Signed to StL practice squad on 9/13/11...Waived by StL on 8/31/12...Signed to StL practice squad on 9/2/12...Promoted to StL active roster on 9/14/12...Signed exclusive rights tender with StL on 3/31/15...Re-signed by StL on a two-year deal on 3/9/16...Released by LAR on 3/9/17...Signed to a one-year deal with SF on 5/2/17.

2016 (LOS ANGELES RAMS)

- Started all 16 games at C for the second consecutive season.
- Started at C at TB (9/25) and helped pave the way for the Rams rushing attack who recorded a season-high 137 yds. and 2 TDs.
- Started at C and helped protect Rams QB Case Keenum at Det. (10/16), who completed 27 of 32 atts. (career-high 84.4%) for 321 yds. and 3 TDs.

2015 (ST. LOUIS)

- Started all 16 games at C and was part of an offensive line group that allowed 18 sacks on the season, the fewest in the NFL.
- As the starting C, helped Rams RB Todd Gurley register 100-or-more rush yds. in four consecutive games [Week 4 - 146 yds. at Arz. (10/4); Week 5 - 159 yds. at GB (10/11); Week 7 - 128 yds. vs. Cle. (10/25); Week 8 - 133 yds. vs. SF (11/1)].

2014 (ST. LOUIS)

- Appeared in 14 games on offense and special teams.

2013 (ST. LOUIS)

- Saw action in 16 games (4 starts), starting at C for the final 4 weeks of the season.
- Made the first start of his NFL career at Arz. (12/8).
- Started at C vs. NO (12/13) and was a member of an offensive line group that allowed 0 sacks on 20 atts. by Rams QB Kellen Clemens and paved the way for RB Zac Stacy, who ran for 133 yds. on 28 atts.

2012 (ST. LOUIS)

- Promoted to the St. Louis active roster on 9/14 and appeared in 15 games on offense and special teams.
- Made his NFL debut vs. Was. (9/17).

2011 (ST. LOUIS)

- Signed to the Rams practice squad on 9/13 where he spent the entire season.

COLLEGE

Appeared in 46 games (40 starts) as a five-year starter at Missouri. Earned First-Team All-Big 12 honors as a senior in 2010, starting all 13 games at center for a Missouri offense that averaged 29.8 points and 409.6 total yds. per game. As a junior in 2009, started all 13 games and was a part of an offensive line that gave up just 20 sacks on 467 pass atts. Started all 14 games as a sophomore in 2008 and earned All-Big 12 Honorable Mention recognition from the league's coaches. Saw action in 7 games as a redshirt freshman. Redshirted as a true freshman in 2006.

PERSONAL

- Majored in communications.
- Attended Pettis County Northwest (Hughesville, MO) HS, where he earned all-state, all-conference and all-district honors along the offensive line.
- Also was a four-year letterwinner and first-team all-conference and all-district selection in basketball and a two-year letterman in baseball at Pettis County Northwest HS.
- Married to his wife, Lindsay, and the couple has two children: Madeline and Jackson.
- Son of Jeff and Becky Barnes.
- Born Timothy Robert Barnes (5/14/88) in Longwood, MO.

INJURY REPORT

2014: Inactive two games [vs. Sea. (10/19) and at KC (10/26)] with a shoulder injury.



ZANE BEADLES

68

G » 6-4 » 305 » UTAH

11.19.86 » MIDVALE, UT » HILLCREST HS, MIDVALE, UT » 8TH YEAR » ACQUIRED FA IN '16

AWARDS & HONORS

- 2010:** *The Sporting News* All-Rookie Team
- 2012:** AFC Pro Bowl selection, Denver Broncos Walter Payton Man of the Year
- 2013:** Offensive Player of the Week (Week 11) by *Sports Illustrated's* Peter King
- 2015:** Jacksonville Jaguars Walter Payton Man of the Year
- 2016:** Bobb McKittrick Award



GOLDMINE

- In 2013, Beadles established the Zane Beadles Parade Foundation, which supports the journey of young people going through life-changing medical experiences. While playing at the University of Utah, Zane met Ryker, a seven-year-old boy with glioblastoma multiforme cancer, a common type of brain tumor. The team adopted Ryker as a member of the Utah Utes family and invited him onto the field and into the locker room during the football season. On February 24, 2007, Ryker lost his battle with cancer. Zane's family history with cancer and his fondness for Ryker inspired him to take action. During the foundation's two-year existence, they have raised more than \$250,000 and have provided more than 2,000 gifts to more than 3,500 families. The nonprofit organization currently creates new experiences for the pediatric cancer patients at Brent's Place in Aurora, CO, University of Florida Health Proton Therapy Institute in Jacksonville, FL, and Ronald McDonald House in Salt Lake City, UT. For more information on The Zane Beadles Parade Foundation, visit <http://zanesparade.org/>.



BEADLES' GOLDEN NUGGETS

- In 2016, Beadles was selected as the Bobb McKittrick Award winner, which is given annually to the 49ers offensive lineman who best represents the courage, intensity and sacrifice displayed by the longtime offensive line coach, during his 21 years of service to the 49ers. The award was established by the 49ers in 1999, and is voted on by the offensive line.
- Founded the Zane Beadles Parade Foundation in 2013 to support the journey of young people going through life-changing medical experiences. Having established a charitable connection with each community he has played football in during his career, the foundation currently works with pediatric cancer patients at Brent's Place in Aurora, CO, University of Florida Health Proton Therapy Institute in Jacksonville, FL, and Ronald McDonald House in Salt Lake City, UT.
- Beadles founded the Pancake Block Donation Program as a part of his foundation, where he donates \$250 for every pancake block by his offensive line. Zane began this program with the Broncos and carried it over to his time with the Jaguars.
- Named the Walter Payton Man of the Year selection for the Jacksonville Jaguars in 2015 and Denver Broncos in 2012, which recognizes a player for the commitment he has demonstrated in helping others in the community.

GOLDMINE (CONTINUED)

- During the Holiday Season in 2016, Beadles and teammate Joe Staley spent an afternoon with children undergoing treatment at Stanford's Lucile Packard Children's Hospital. The duo handed out Zane Beadles Parade Foundation themed stuffed elephants and showed their creative side through decorating cupcakes with the youth. Beadles continued his community work with a pancake breakfast at JW House in Santa Clara, whipping up dozens of pancakes to feed patients of local hospitals and their families.



GOLDMINE (CONTINUED)

- Beadles was named after Zane Grey, an American novelist in the 1920's who is best known for stories associated with the Western genre. "My grandpa used to collect his novels, so that's where it came from."
- In February of 2016, Beadles returned to Hillcrest High School to have his jersey retired by the school. During the ceremony in which his former high school coach, Gary Daniels, and offensive line coach, Kirk Merhish, presented him with a jersey, Beadles credited those who taught him the value of hard work - his parents, coaches and teachers. "Those people laid the foundation for me, and helped me develop the mentality that I've had throughout my career."



- Leading up to Super Bowl XLVIII as a member of the Denver Broncos, Beadles fulfilled a lifelong dream by appearing and dancing on "The Ellen DeGeneres Show." After discussing the Super Bowl and his foundation, Shutterfly, the philanthropic partner of the show, presented the Zane Beadles Parade Foundation with a check for \$10,000.



BEADLES' CAREER STATISTICS

GAMES/STARTS – 112/110; 2010 (16/14); 2011 (16/16); 2012 (16/16); 2013 (16/16); 2014 (16/16); 2015 (16/16); 2016 (16/16)
POSTSEASON GAMES/STARTS – 6/6; 2011 (2/2); 2012 (1/1); 2013 (3/3)

Additional Statistics:

Own Fumble Recoveries – 2: 2015 (1); 2016 (1)

Milestones:

NFL Debut: at Jax. (9/12/10); **First Start:** at Jax. (9/12/10); **100th Career Start:** at Buf. (10/16/16)

BEADLES' TRANSACTIONS

Originally a 2nd-round (45th overall) draft choice by Den. in 2010...Signed a five-year deal with Jax. on 3/12/14...Released by Jax. on 3/3/16...Signed a three-year deal with SF on 3/22/16.

2016 (SAN FRANCISCO)

- Started all 16 games for the sixth consecutive season and was named the team's Bobb McKittrick Award winner by his fellow offensive linemen. Started 12 games at LG before making 2 starts at LT and 2 starts at C to finish the year.
- Part of an offensive line group that helped the 49ers offense rush for 150 yds. and 3 TDs on 42 carries and did not allow a sack on 35 atts. by QB Blaine Gabbert vs. LAR (9/12).
- Helped the 49ers offense rush for 193 yds. on 25 atts. (7.7 avg.) at Mia. (11/27). The team's 7.7 avg. yds. per carry was the highest by the 49ers offense since 12/20/14 vs. SD [355 yds. on 40 atts. (8.9 avg.)]. Additionally, the team's 193 yds. on the ground were the most since 9/14/15 vs. Min. (230 yds.).
- Making his first career start at left tackle, helped the 49ers offense for a season-high 248 yds. on 27 atts. (9.2 avg.) vs. NYJ (12/11). The 248 rushing yds. are most in a game by San Francisco since 12/20/14 (355 rushing yds. vs. SD). The 9.2 yds./carry avg. by the 49ers offense is the 2nd-highest single-game avg. by the team in franchise history [24 atts. for 263 yds. (11.0 avg.) vs. Dallas Texans (10/26/52)]. Behind the 49ers offensive line, RB Carlos Hyde registered a career-high 193 yds. on 17 atts. (11.4 avg.).

2015 (JACKSONVILLE)

- Started all 16 games at LG for the fifth consecutive season. Helped provide time for a high-powered Jacksonville aerial attack that recorded the t-3rd most passing TDs (35) and the t-2nd most passing plays of 25-or-more yds. (39) in the NFL.

2014 (JACKSONVILLE)

- In his first season in Jacksonville, started all 16 games at LG for the fourth consecutive season. Part of an offensive line group that helped the Jaguars rushing attack average 4.54 yds. per carry, ranking 6th in the NFL.
- Helped protect rookie QB Blake Bortles as he recorded a season-high 336 passing yds. at Ten. (10/12), the first 300-or-more yd. passing game of his career.
- Paved the way for RB Denard Robinson to register a career-high 127 rushing yds. vs. Cle. (10/18), as a part of the Jaguars rushing attack that notched a season-best 185 yds. on the ground.

2013 (DENVER)

- Started all 16 games for the third consecutive season and was part of an offensive line unit that allowed the fewest sacks (20) and recorded the most games without allowing a sack (6) in the NFL. Additionally, pass-protected for the most prolific passing offense in league history as the Broncos set NFL records for the most passing yds. (5,444) and passing TDs (55) in a season.
- In the season opener vs. Bal. (9/5), was part of an offensive line group that protected QB Peyton Manning as he tied the NFL single-game record with 7 TD passes.
- Was part of the offensive line that was named a collective Offensive Player of the Week by *Sports Illustrated's* Peter King for its performance vs. KC (11/17), in which it allowed zero sacks and zero quarterback hits against the NFL's top ranked sack defense.
- Helped paved the way for the Broncos rushing attack to register a season-high 280 total yds. rushing at NE (11/24), as RB Knowshon Moreno recorded a career-best 224 yds. on the ground.
- Part of an offensive line group that did not allow a sack in the AFC Divisional Playoff Game vs. SD (1/12/14) or the AFC Championship Game vs. NE (1/19/14).

2012 (DENVER)

- Started all 16 regular season games at LG for the second consecutive season and was selected to play in his first career Pro Bowl.
- Finished the season as the Broncos only player to participate in every offensive or defensive snap.
- Part of an offensive line that allowed the second fewest sacks in the NFL (21) and recorded 7 games with zero sacks allowed.
- Was a member of an offensive line unit that did not allow a sack vs. NO (10/28), as the Broncos offense recorded a season-high 530 total yds. of offense and a season-best 225 rushing yds.

2011 (DENVER)

- Started all 16 games and both playoff contests for Denver at LG.
- Helped the Broncos finish first in the league in rushing with a team-record 164.5 yards per game on the ground.
- Paved the way for a season high and NFL-best 299 team rushing yds. at Oak. (11/6), as both RB Willis McGahee and QB Tim Tebow rushed for more than 100 yds. on the day.

2010 (DENVER)

- Appeared in all 16 games during his rookie season (14 starts), including six starts at RT before starting the final eight game of the season at LG.
- Became the first rookie since C Andre Gurode (Dallas - 2002) to start at least six games at two of the three offensive line positions (T, G, C).
- With his first career start at RT at Jax. (9/12), he became the first player in Denver franchise history to start a season opener at that position during his rookie campaign.

COLLEGE

A four-year starter at the University of Utah, played in 51 games (50 starts). As a senior in 2009, started all 13 games and was named First-Team All-MWC and First-Team All-American, becoming the fourth Ute offensive lineman and the 14th Ute ever to earn First-Team All-America honors. In 2008, named First-Team All-MWC after starting 12 games. In 2007, started all 13 games at LT and was named Second-Team All-MWC. In 2006, appeared in all 13 games (12 starts) as a redshirt freshman. Redshirted as a true freshman in 2005.

PERSONAL

- Graduated in December of 2009 with a degree in mechanical engineering and earned an NCAA Postgraduate Scholarship for his performance in the classroom during his time at Utah.
- Attended Hillcrest (Midvale, UT) HS, where he was a team-captain and three-year starter who did not miss a game during his high school career. Earned first-team all-state and all-region honors as a senior. Additionally, he was an honorable mention all-state and first-team all-region baseball player in 2005.
- His stepfather, Joe Legerski, is the women's basketball coach at the University of Wyoming.
- Born Zane Dae Beadles (11/19/86) in Casper, WY.



BLAKE BELL

84

TE » 6-6 » 252 » OKLAHOMA

8.7.91 » WICHITA, KS » BISHOP CARROLL HS, WICHITA, KS » 3RD YEAR » ACQUIRED D-4A IN '15

GOLDMINE

- After a deadly tornado swept through the Oklahoma City suburb of Moore, OK, in 2013, Bell used social media to spread the word about housing spaces and volunteered at a local church, passing out food and drinks to those affected by the tornado.
- Bell was selected by the Detroit Tigers in the 43rd round (1,303rd overall) in the 2010 Major League Baseball Draft and is one of two players on the current roster to be drafted in both the NFL and MLB, along with QB Colin Kaepernick.
- Named the Bob Kalsu Award winner for the University of Oklahoma football team as a senior in 2014. Kalsu was an All-American offensive tackle in 1967 who courageously gave his life in 1970 serving the U.S. Army. The award is bestowed annually upon the player who “personifies Kalsu’s spirit of leadership, serving as a motivator and role model for his teammates.”

BELL’S GOLDEN NUGGETS

- Converted from quarterback to tight end before his senior season at Oklahoma.
- Football runs in his family, as his father, Mark, played TE/DE in the NFL from 1979-84 and his uncle, Mike, was the 2nd overall selection in the 1979 NFL Draft and played 12 seasons with the Kansas City Chiefs.
- Earned the nickname the “Belldozer” in college after being featured in packages specifically designed for his ability to produce in goal-line and short-yardage situations.

BELL’S CAREER STATISTICS

YEAR	TEAM	GP	GS	NO	RECEIVING				ATT	RUSHING			
					YDS	AVG	LG	TD		YDS	AVG	LG	TD
2015	SF	14	5	15	186	12.4	48	0	0	0	-	-	0
2016	SF	13	0	4	85	21.3	45	0	0	0	-	-	0
TOTALS		27	5	19	271	14.3	48	0	0	0	-	-	0

Additional Statistics:

Special Teams Tackles – 7: 2016 (7)

Milestones:

NFL Debut: vs. Min. (9/14/15); First Start: at NYG (10/27/15); First Reception: at Pit. (9/20/15 – 11–yd. pass from QB Colin Kaepernick)

BELL’S CAREER HIGHS

Receptions: 4 vs. Cin. (12/20/15)

Long Reception: 48 vs. Arz. (11/29/15)

Receiving Yards: 67 vs. Arz. (11/29/15)

BELL’S TRANSACTIONS

Originally the first of three 4th–round (117th overall) draft choices by SF in 2015...Placed on the Injured Reserve List on 12/19/16.

2016

- Appeared in 13 games and registered 4 receipts. for 85 yds. with 7 special teams tackles before being placed on the Injured Reserve List on 12/19.

2015

- Appeared in 14 games with five starts during his rookie season and recorded 15 receipts. for 186 yds.
- Recorded the first receipt. of his NFL career, hauling in an 11-yd. pass from QB Colin Kaepernick at Pit. (9/20).
- Registered 3 receipts. for a career-high 67 yds. vs. Arz. (11/29), including a career-long 48-yd. receipt.
- Recorded a career-high 4 receipts. for 43 yds. vs. Cin. (12/20).

COLLEGE

Played in 43 games (16 starts) for the Sooners. Started his career at QB before moving to TE as a senior. Played in 31 games (8 starts) at QB and completed 150 of 253 atts. (59.3 pct.) for 1,763 yds., 12 TDs and 6 INTs while adding 627 yds. and 24 TDs on 177 carries. As a TE, played in 12 games (8 starts) and registered 16 receipts. for 214 yds. and 4 TDs. As a senior, was the recipient of Oklahoma's Bob Kalsu Award, which is given annually to a member of the team who personifies Kalsu's spirit of leadership, serving as a motivator and role model for his teammates. Also earned Second-Team Academic All-Big 12 honors. Played in 12 games (8 starts) and registered 16 receipts. for 214 yds. and 4 TDs. In 2013, earned First-Team Academic All-Big 12 honors. Played in 11 games (8 starts) and completed 140 of 233 atts. for 1,648 yds., 12 TDs and 5 INTs while adding 75 carries for 255 yds. As a sophomore, named First-Team Academic All-Big 12. Played in 13 games and completed 9 of 16 atts. for 107 yds. and rushed for 201 yds. and 11 TDs on 60 carries. As a freshman, rushed for 171 yds. and 13 TDs on 44 carries. His 13 TDs broke the school record for rushing TDs by a freshman QB. Redshirted in 2010.

PERSONAL

- Majored in arts and sciences planned program.
- Attended Bishop Carroll (Wichita, KS) HS where he threw for 2,752 yds. and 32 TDs, as a senior. Also rushed for 839 yds. As a junior, threw for 3,240 yds. and 27 TDs.
- His father, Mark, played TE/DE in the NFL from 1979-84 for the Seattle Seahawks, Baltimore Colts and Indianapolis Colts. His uncle, Mike, played DE for the Kansas City Chiefs from 1979-91.
- Born Blake Michael Bell (8/7/91) in Wichita, KS.

INJURY REPORT

2016: Placed on the Injured Reserve List on 12/19 with a shoulder injury.

BELL'S GAME-BY-GAME

2015									2016									
Date	Opp	W/L	P/S	Rec	Yds	Avg	Lg	TD	Date	Opp	W/L	P/S	Rec	Yds	Avg	Lg	TD	
Sep 14	Min	W	1/0	0	0	—	—	0	Sep 12	LAR	W	1/0	0	0	—	—	0	
Sep 20	at Pit	L	1/0	1	11	11.0	11	0	Sep 18	at Car	L	1/0	1	6	6.0	6	0	
Sep 27	at Arz	L	1/0	1	0	0.0	0	0	Sep 25	at Sea	L	1/0	0	0	—	—	0	
Oct 4	GB	L	1/0	0	0	—	—	0	Oct 2	Dal	L	1/0	0	0	—	—	0	
Oct 11	at NYG	L	1/1	1	6	6.0	6	0	Oct 6	Arz	L	1/0	1	4	4.0	4	0	
Oct 18	Bal	W	1/0	0	0	—	—	0	Oct 16	at Buf	—	—	—	INACTIVE	—	—	—	
Oct 22	Sea	L	—	—	INACTIVE	—	—	—	Oct 23	TB	L	1/0	0	0	—	—	0	
Nov 1	at StL	L	—	—	INACTIVE	—	—	—	Nov 6	NO	L	1/0	0	0	—	—	0	
Nov 8	Atl	W	1/0	0	0	—	—	0	Nov 13	at Arz	L	1/0	0	0	—	—	0	
Nov 22	at Sea	L	1/0	0	0	—	—	0	Nov 20	NE	L	1/0	0	0	—	—	0	
Nov 29	Arz	L	1/0	3	67	22.3	48	0	Nov 27	at Mia	L	1/0	0	0	—	—	0	
Dec 6	at Chi	W	1/1	1	5	5.0	5	0	Dec 4	at Chi	L	1/0	0	0	—	—	0	
Dec 13	at Cle	L	1/1	3	49	16.3	24	0	Dec 11	NYJ	L	1/0	1	30	30.0	30	0	
Dec 20	Cin	L	1/0	4	43	10.8	27	0	Dec 18	at Atl	L	1/0	1	45	45.0	45	0	
Dec 27	at Det	L	1/1	0	0	—	—	0	PLACED ON INJURED RESERVE (Shoulder) ON 12/19									
Jan 3	StL	W	1/1	1	5	5.0	5	0	TOTALS				13/0	4	85	21.3	45	0
TOTALS			14/5	15	186	12.4	48	0										



KAPRI BIBBS

38

RB » 5-11 » 203 » COLORADO STATE

1.10.93 » PLAINFIELD, IL » PLAINFIELD NORTH HS, PLAINFIELD, IL » 4TH YEAR » ACQUIRED TR IN '17 - DEN

GOLDMINE

- Bibbs grew up south of Chicago in Harvey, IL, an area filled with crime, gangs and poverty. He spent most of his childhood living in a three-bedroom house with aunts, uncles and 23 other kids. Not knowing when his next meal would come, he would wait outside on the front porch for the Salvation Army to deliver food for the day. "We slept like sardines," Bibbs said. "You might get some feet in your face; you just throw the cover over it and use it as a pillow."
- Bibbs received two Division I scholarships out of high school, one to Illinois State and one to Colorado State. Looking to move away from home, he found himself at the junior college level, spending time at Snow College in Utah and Front Range Community College in Fort Collins, CO. Bibbs then transferred to Colorado State, where he broke single-season school records for rushing yards (1,741) and total touchdowns (31) during the 2013 season.
- An aspiring hip-hop artist in his free time, Bibbs released his debut album, "They Want Me Bad" in December of 2016. In January of 2017, he performed in Denver, CO, with well-known artist Waka Flocka Flame.

BIBBS' GOLDEN NUGGETS

- His first name is pronounced kuh-PREE.
- Acquired by the 49ers in a trade with Denver during the 2017 NFL Draft.
- Grew up south of Chicago in Harvey, IL, where he lived in a three-bedroom house with aunts, uncles and 23 other kids. After living in a tough neighborhood filled with gangs and violence, Bibbs moved away from home the first chance he got, heading to Snow College in Utah to play football after high school.
- Ranked sixth in the nation with 1,741 rushing yds. and tied for first in the country with 31 TDs during his lone season at Colorado State in 2013.

BIBBS' CAREER STATISTICS

YEAR	TEAM	GP	GS	ATT	RUSHING				RECEIVING				
					YDS	AVG	LG	TD	NO	YDS	AVG	LG	TD
2014	DEN	0	0	0	0	-	-	0	0	0	-	-	0
2015	DEN	1	0	0	0	-	-	0	0	0	-	-	0
2016	DEN	12	0	29	129	4.4	24	0	2	75	37.5	69t	1
TOTALS		13	0	29	129	4.4	24	0	2	75	37.5	69t	1

Additional Statistics:

- Fumble Recoveries:** 2016 (1)
- Special Teams Tackles – 3:** 2015 (1); 2016 (2)
- Kick Returns – 5:** 2015 (1); 2016 (4)
- Kick Return Yards – 94:** 2015 (15); 2016 (79)

Milestones:

NFL Debut: at Cle. (10/18/15); **First Reception:** vs. Car. (9/8/16 – 6-yd. pass from QB Trevor Siemian); **First Receiving TD:** at Oak. (11/6/16 – 69-yd. TD pass from QB Trevor Siemian)

BIBBS' CAREER HIGHS

- Rushes:** 9 vs KC (11/27/16)
- Rushing Yards:** 49 at Jax. (12/4/16)
- Long Rush:** 24 at Jax. (12/4/16)
- Receptions:** 1 (2 times) Last at Oak. (11/6/16)
- Receiving Yards:** 69 at Oak. (11/6/16)
- Receiving TDs:** 1 at Oak. (11/6/16)
- Long Reception:** 69t at Oak. (11/6/16)

BIBBS' TRANSACTIONS

Originally signed as an undrafted free agent by Den. on 5/16/14...Waived by Den. on 8/30/14...Signed to Den. practice squad on 9/1/14...Promoted to Den. active roster on 10/20/14...Waived by Den. on 11/22/14...Signed to Den. practice squad on 11/26/14...Waived by Den. on 9/5/15...Signed to Den. practice squad on 9/7/15...Promoted to Den. active roster on 10/17/15...Waived by Den. on 10/19/15...Signed to Den. practice squad on 10/21/15...Placed on the Injured Reserve List on 12/5/16...Traded to SF on 4/29/17.

2016 (DENVER)

- Saw action in 12 games and totaled 29 atts. for 129 yds. while adding 2 receipts. for 75 yds. and 1 TD.
- Recorded his first career TD receipt. at Oak. (11/6), hauling in a 69-yd. TD pass from QB Trevor Siemian.

2015 (DENVER)

- Spent five weeks on the Broncos practice squad before being promoted to the team's active roster on 10/17.
- Made his NFL debut at Cle. (10/18) and recorded one special teams tackle along with 1 KOR for 15 yds.
- Waived by Denver on 10/19 and signed to the team's practice squad on 10/21 where he spent the remainder of the season.

2014 (DENVER)

- Spent the first seven weeks of the season on the Broncos practice squad before being promoted to the active roster on 10/20. Was inactive for four games and waived on 11/22. Signed to the Denver practice squad on 11/26 where he spent the remaining five weeks of the season.

COLLEGE

Played one season (2013) at Colorado State after spending two years in the junior college ranks. Appeared in all 14 games as a junior in 2013 and was named First-Team All-Mountain West Conference. Broke the Colorado State single-season school records for rushing yds. (1,741), rushing TDs (31), total TDs (31) and points (186). Spent the Fall of 2012 taking classes at Front Range Community College in Ft. Collins, CO, before transferring to CSU. In 2011, played one season at Snow College in Ephraim, UT, where he appeared in 11 games and totaled 425 yds. and 6 TDs on 74 atts.

PERSONAL

- Attended Plainfield (IL) North HS, where he set 26 school records, was a two-time Prairie League MVP and earned Chicago Offensive Player of the Year honors from ESPNChicago.com as a senior after rushing for 2,654 yds. and 38 TDs on 300 atts.
- Majored in ethnic studies.
- Born Kapri Lashaw Bibbs (1/10/93) in Colorado Springs, CO.

INJURY REPORT

2016: Placed on the Injured Reserve List on 12/5 with an ankle injury.

BIBBS' GAME-BY-GAME

2014 (Denver)

Date	Opp	W/L	P/S	Rsh	Yds	Avg	Lg	TD	Rec	Yds	TD
Sep 7	Ind	W	–	PRACTICE SQUAD		–	–	–	–	–	–
Sep 14	KC	W	–	PRACTICE SQUAD		–	–	–	–	–	–
Sep 21	at Sea	L	–	PRACTICE SQUAD		–	–	–	–	–	–
Oct 5	Arz	W	–	PRACTICE SQUAD		–	–	–	–	–	–
Oct 12	at NYJ	W	–	PRACTICE SQUAD		–	–	–	–	–	–
Oct 19	SF	W	–	PRACTICE SQUAD		–	–	–	–	–	–
PROMOTED TO DEN ACTIVE ROSTER ON 10/22											
Oct 23	SD	W	–	–	–	–	–	–	–	–	–
Nov 2	at NE	L	–	–	–	–	–	–	–	–	–
Nov 9	at Oak	W	–	–	–	–	–	–	–	–	–
Nov 16	at StL	L	–	–	–	–	–	–	–	–	–
WAIVED BY DEN ON 11/22											
SIGNED TO DEN PRACTICE SQUAD ON 11/26											
Nov 30	at KC	W	–	PRACTICE SQUAD		–	–	–	–	–	–
Dec 7	Buf	W	–	PRACTICE SQUAD		–	–	–	–	–	–
Dec 14	at SD	W	–	PRACTICE SQUAD		–	–	–	–	–	–
Dec 22	at Cin	L	–	PRACTICE SQUAD		–	–	–	–	–	–
Dec 28	Oak	W	–	PRACTICE SQUAD		–	–	–	–	–	–
TOTALS			0/0	0	0	–	–	0	0	0	0

2015 (Denver)

Date	Opp	W/L	P/S	Rsh	Yds	Avg	Lg	TD	Rec	Yds	TD
Sep 13	Bal	W	–	PRACTICE SQUAD		–	–	–	–	–	–
Sep 17	at KC	W	–	PRACTICE SQUAD		–	–	–	–	–	–
Sep 27	at Det	W	–	PRACTICE SQUAD		–	–	–	–	–	–
Oct 4	Min	W	–	PRACTICE SQUAD		–	–	–	–	–	–
Oct 11	at Oak	W	–	PRACTICE SQUAD		–	–	–	–	–	–
PROMOTED TO DEN ACTIVE ROSTER ON 10/17											
Oct 18	at Cle	W	1/0	0	0	–	–	0	0	0	0
WAIVED BY DEN ON 10/19											
SIGNED TO DEN PRACTICE SQUAD ON 10/21											
Nov 1	GB	W	–	PRACTICE SQUAD		–	–	–	–	–	–
Nov 8	at Ind	L	–	PRACTICE SQUAD		–	–	–	–	–	–
Nov 15	KC	L	–	PRACTICE SQUAD		–	–	–	–	–	–
Nov 22	at Chi	W	–	PRACTICE SQUAD		–	–	–	–	–	–
Nov 29	NE	W	–	PRACTICE SQUAD		–	–	–	–	–	–
Dec 6	at SD	W	–	PRACTICE SQUAD		–	–	–	–	–	–
Dec 13	Oak	L	–	PRACTICE SQUAD		–	–	–	–	–	–
Dec 20	at Pit	L	–	PRACTICE SQUAD		–	–	–	–	–	–
Dec 28	Cin	W	–	PRACTICE SQUAD		–	–	–	–	–	–
Jan 3	SD	W	–	PRACTICE SQUAD		–	–	–	–	–	–
TOTALS			1/0	0	0	–	–	0	0	0	0

2016 (Denver)

Date	Opp	W/L	P/S	Rsh	Yds	Avg	Lg	TD	Rec	Yds	TD
Sep 8	Car	W	1/0	0	0	–	–	0	1	6	0
Sep 18	Ind	W	1/0	1	7	7	7	0	0	0	0
Sep 25	at Cin	W	1/0	0	0	–	–	0	0	0	0
Oct 2	at TB	W	1/0	3	14	4.7	9	0	0	0	0
Oct 9	Atl	L	1/0	0	0	–	–	0	0	0	0
Oct 13	at SD	L	1/0	0	0	–	–	0	0	0	0
Oct 24	Hou	W	1/0	0	0	–	–	0	0	0	0
Oct 30	SD	W	1/0	2	4	2	5	0	0	0	0
Nov 6	at Oak	L	1/0	2	11	5.5	10	0	1	69	1
Nov 13	at NO	W	1/0	7	22	3.1	9	0	0	0	0
Nov 27	KC	L	1/0	9	22	2.4	8	0	0	0	0
Dec 4	at Jax	W	1/0	5	49	9.8	24	0	0	0	0
PLACED ON INJURED RESERVE (Ankle) ON 12/5											
TOTALS			12/0	29	129	4.4	24	0	2	75	1



RONALD BLAIR III

98

DL » 6-4 » 270 » APPALACHIAN STATE

1.21.93 » GREENSBORO, GA » GREENE COUNTY HS, GREENSBORO, GA » 2ND YEAR » ACQUIRED D-5A IN '16

GOLDMINE

- In his hometown of Greensboro, GA, Blair volunteers at Relay For Life, a branch of the American Cancer Society. The subject of cancer is near to Blair's heart, as his grandmother, Annie Ruth Peek, passed away from colon cancer while he was growing up. In the future, Blair aims to start his own foundation with the goal of creating a community where people who are going through life-changing experiences can call home. "I lost my grandmother to colon cancer. I lost my grandfather to a heart attack. My stepfather was in a car accident and is now a paraplegic. So, those people have a special place in my heart and I want to get involved in helping with causes like those."
- Blair cites the transition from 8th grade to high school, and specifically a conversation he had with his band director, as a key moment that stoked his competitive fire. Entering the 9th grade, his band director wanted him to continue playing the tuba in the school's band and not play football because he wouldn't see the field as a freshman. That year, Blair became a starter on varsity. "That's definitely one moment that sticks out and helped me develop in the football world," said Blair.

BLAIR'S GOLDEN NUGGETS

- Blair volunteers at the Relay for Life in his hometown of Greensboro, GA. One day, he hopes to start his own foundation that would create a community for people going through life-changing experiences.
- Growing up, Blair's first sport was basketball, not football. His father put a basketball in his crib when he was one year old and Blair only switched to football once he realized his size was better suited for the gridiron.

BLAIR'S CAREER STATISTICS

YEAR	TEAM	GP	GS	TACKLES			SACKS	YDS	INTERCEPTIONS				FUMBLES				
				TOT	SOL	AST			INT	YDS	LG	TD	PD	FF	FR	YDS	
2016	SF	16	0	18	16	2	3.0	14.0	0	0	-	0	0	0	0	0	0
TOTALS		16	0	18	16	2	3.0	14.0	0	0	-	0	0	0	0	0	0

Milestones:

NFL Debut: vs. LAR (9/12/16); **First Sack:** vs. Dal. (10/2/16 – QB Dak Prescott)

BLAIR'S CAREER HIGHS

Total Tackles: 4 vs. NE (11/20/16)
Solo: 4 vs. NE (11/20/16)

Assists: 1 at Arz. (11/13/16)
Sacks: 1.0 (2 times) Last at LAR (12/24/16)

BLAIR'S TRANSACTIONS

Originally the first of three 5th-round (142nd overall) draft choices by SF in 2016.

2016

- Appeared in all 16 games during his rookie season and registered 18 tackles and 3.0 sacks.
- Combined with CB Chris Davis to take down QB Dak Prescott vs. Dal. (10/2), marking the first sack of his NFL career.
- Recorded 2 tackles and the first full sack of his career at Mia. (11/27), taking down QB Ryan Tannehill for a 9-yd. loss.
- Notched the 3rd sack of his career and was part of a 49ers defense that allowed 177 net yds. (99 rush, 78 pass) at LAR (12/24), the fewest given up by the 49ers defense in a single game since 11/19/12 vs. Chi. (143; 85 rush, 58 pass).

COLLEGE

Started all 51 games in which he appeared in for the Mountaineers and registered 221 tackles, 21.0 sacks, 53.5 TFLs, 4 FRs, 2 FFs, 1 INT and 2 PDs. In 2015, was named Sun Belt Conference Defensive Student-Athlete of the Year and First-Team All-Sun Belt. Started all 13 games and tallied 71 tackles, 7.5 sacks, 19.0 TFLs, 1 FF, 1 FR and 1 INT. As a junior, was a Second-Team All-Sun Belt honoree. Started all 12 games and notched 43 tackles, 6.0 sacks, 13.0 TFLs, 1 FR and 1 PD. In 2013, started 2 games and recorded 7 tackles, 1.0 sack, 1.5 TFLs and 1 FR before receiving a medical redshirt. As a sophomore, named First-Team All-Southern Conference as he started all 12 games and registered 60 tackles, 3.0 sacks, 8.5 TFLs and 1 FR. In 2011, earned NCAA Division I FCS Freshman All-America honors from the *College Sports Journal* and was a Southern Conference All-Freshman Team honoree. Started all 12 games and tallied 40 tackles, 3.5 sacks, 11.5 TFLs, 1 FF and 1 PD.

PERSONAL

- Attended Greene County (Greensboro, GA) HS where he was named the 2010 Georgia Region 4-AA Defensive Player of the Year. Also was named second-team all-state by the Associated Press.
- As a senior, recorded 112 tackles, 9.0 sacks, 1 FR and 1 INT that he returned 70 yds. for a TD.
- Born Ronald Blair III (1/21/93) in Greensboro, GA.
- Graduated with a degree in health promotion.

BLAIR'S GAME-BY-GAME

2016

Date	Opp	W/L	P/S	Tot	Sol	Ast	Sk	Yds	Int	Yds	PD	FF	FR	Yds
Sep 12	LAR	W	1/0	0	0	0	0.0	0.0	0	0	0	0	0	0
Sep 18	at Car	L	1/0	0	0	0	0.0	0.0	0	0	0	0	0	0
Sep 25	at Sea	L	1/0	1	1	0	0.0	0.0	0	0	0	0	0	0
Oct 2	Dal	L	1/0	0	0	0	0.5	1.5	0	0	0	0	0	0
Oct 6	Arz	L	1/0	0	0	0	0.0	0.0	0	0	0	0	0	0
Oct 16	at Buf	L	1/0	0	0	0	0.0	0.0	0	0	0	0	0	0
Oct 23	TB	L	1/0	1	1	0	0.0	0.0	0	0	0	0	0	0
Nov 6	NO	L	1/0	3	3	0	0.0	0.0	0	0	0	0	0	0
Nov 13	at Arz	L	1/0	1	0	1	0.0	0.0	0	0	0	0	0	0
Nov 20	NE	L	1/0	4	4	0	0.0	0.0	0	0	0	0	0	0
Nov 27	at Mia	L	1/0	2	2	0	1.0	9.0	0	0	0	0	0	0
Dec 4	at Chi	L	1/0	0	0	0	0.0	0.0	0	0	0	0	0	0
Dec 11	NYJ	L	1/0	4	3	1	0.5	2.5	0	0	0	0	0	0
Dec 18	at Atl	L	1/0	0	0	0	0.0	0.0	0	0	0	0	0	0
Dec 24	at LAR	W	1/0	1	1	0	1.0	1.0	0	0	0	0	0	0
Jan 1	Sea	L	1/0	1	1	0	0.0	0.0	0	0	0	0	0	0
TOTALS			16/0	18	16	2	3.0	14.0	0	0	0	0	0	0



NAVORRO BOWMAN

53

LB » 6-0 » 242 » PENN STATE

5.28.88 » FORESTVILLE, MD » SUITLAND HS, FORESTVILLE, MD » 8TH YEAR » ACQUIRED D-3 IN '10

AWARDS & HONORS

2011: AP First-Team All-Pro, All-Pro Team by *Sports Illustrated's* Peter King, Defensive Player of the Year & All-Pro Team by *Dallas Morning News's* Rick Gosselin, USA Football All-Fundamentals Team



2012: AP First-Team All-Pro, NFC Pro Bowl

2013: AP First-Team All-Pro, Pro Bowl, Len Eshmont Award, NFC Defensive Player of the Month (December), Midseason All-Pro by ESPN's John Clayton



2015: AP First-Team All-Pro, Pro Bowl, Ed Block Courage Award Recipient



CAREER HIGHLIGHTS

- Late in the 4th qtr. vs. Atl. (12/23/13), Bowman intercepted Falcons QB Matt Ryan and returned it 89 yds. for a TD to seal the victory in the final regular season game at Candlestick Park. It marked the longest INT return by a LB in franchise history.

LONGEST INT RETURN BY A LINEBACKER IN FRANCHISE HISTORY

	Player	Date	Opp.	Yds.
1.	NaVorro Bowman	12/23/13	Atl.	89t
2.	Patrick Willis	9/14/08	Sea.	86t
3.	John Johnson	9/6/92	NYG	56t
4.	Lee Woodall	12/15/97	Den.	55
5.	Ahmad Brooks	11/25/12	NO	50t

- Named NFC Defensive Player of the Month in December of 2013. During that stretch, Bowman registered 56 tackles, 3.0 sacks, 2 INTs, one of which was returned 89 yds. for a TD, 2 FFs and 1 FR. No other player accomplished the feat in the entire 2013 season.

BOWMAN'S GOLDEN NUGGETS

- His name is pronounced nuh-VARR-oh, BOH-minn.
- Signed a four-year extension through 2022 with the 49ers in August of 2016.
- Named the 49ers Ed Block Courage Award winner for the 2015 season. The award is presented each year to the player that exemplified a commitment to sportsmanship and courage.
- Participates in charitable events that support his hometown, the Bay Area, and also sponsors events for the Bayview Hunters Point YMCA.
- In 2013, traveled to Africa to participate in the Pros for Africa program, which partners with the Starkey Hearing Foundation to provide more than 4,100 customized hearing devices for those in need.
- Is a four-time First-Team All-Pro and three-time NFC Pro-Bowl selection who led the 49ers defense in tackles in 2011, 2012, 2013 and 2015.

CAREER HIGHLIGHTS (CONTINUED)

- According to NFL Gamebook Statistics, Bowman registered 154 tackles, the most in the NFL during the 2015 season. The 154 tackles was also a career-high after racking up 143 tackles in 2012 and 2013.

MOST TACKLES IN THE NFL (2015)

	Player	Tackles
1.	NaVorro Bowman, SF	154
2.	D'Qwell Jackson, Ind.	150
3.	Lavonte David, TB	147
4.	Reshad Jones, Mia.	135
5.	Paul Posluszny, Jax.	133

*According to Gamebook Statistics

GOLDMINE

- In January of 2017, Bowman went to visit one of his biggest fans in the hospital, Sierra Pita. Pita was headed to her first 49ers game, wearing her NaVorro Bowman jersey, when she was in a car accident that left her in the hospital. Once Bowman heard of her story, he needed to go see her. "If she was coming to cheer me on and wearing my jersey, the least I could do was go, see her and cheer her on," Bowman said. "You could tell that she was sad, but I think when I walked in the room, it was just tears of joy." A fresh Bowman jersey highlighted a bag chock full of 49ers gear. The gifts were followed by good conversation. Bowman and Sienna found common ground talking about their dogs. Coincidentally, Sienna has a dog named Monster, which is Bowman's nickname on the football field. But their connection went well beyond pets. "I let her know that no matter how far down you are, if you work hard, you can get back and get over it," Bowman said. "I think she saw the connection between the two of us and that there's a possibility of her doing things that doctors said she couldn't do. I'm so happy that we crossed paths. We have so much in common, and I just wish the best for her."



- Bowman hosted his 2nd Annual NaVorro Bowman Football Camp, a free youth camp for local children in his home community of Forestville, MD in June of 2015. He partnered with the District Heights Boys and Girls Club, a group of which Bowman was a member while growing up.



- Bowman and other NFL Players joined the Wounded Warriors Amputee Softball Team (WWAST) for a game of softball at Bowie Baysox Stadium in Maryland to raise funds for Veterans Amputee Charities. This marked the third year of the event, but the first time NFL players participated. Bowman and former teammate DT Darnell Dockett served as team captains for the game that ended in a 14-14 tie.

- In June of 2015, Bowman hosted the inaugural "Celebrity Steak-Out," raising money for underprivileged youth in the community. "I wasn't too privileged growing up," Bowman said. "I had to scratch and claw



- and find things to do as a child. And me being where I am today, I'm able to provide something, especially for kids who don't have as much as the next kid. So I really want to provide inner-city, low-income students in the Bay Area with a safe place to play."
- Bowman works with the Bayview Hunters Point YMCA and recently received an award for his efforts in the program. He has participated in numerous events, including a night of bowling to benefit children, and a toy drive during the holiday season.
- In 2013, Bowman traveled to Africa to participate in the Pros for Africa program, which partners with the Starkey Hearing Foundation to provide more than 4,100 customized hearing devices for those in need. NaVorro and other NFL players helped fit patients with hearing aids. "By giving hearing aids, we have blessed these people and put smiles on their faces. We were able to give them a whole new life."



- Bowman was born and raised just outside of Washington, D.C. in a high-crime area. It was a tough environment to avoid, but sports became his outlet from the streets and drugs. "My parents had been with me since day one. Also, having a support system like my high school coach. He really let me know early on that I had something special and I shouldn't mess it up."
- Two important and influential people in Bowman's life abruptly passed away. His father passed away from a blood clot that reached his heart, while his high school coach died in a car accident before Penn State's bowl game in 2009. "Dealing with as much adversity as I have in a short period of time has made me the man I am today. It's made me stay on track and strive to do those things that will possibly help me be successful, not just on the football field, but off the field also."
- He earned his degree in criminal law and justice and one day would like to use that to help out his hometown. With all of the violence and drugs in District Heights, MD, he believes being from the area will help others listen to him. "That's one of the reasons I got into that field - to open doors and possibly be able to get into a young child's head from my neighborhood."

BOWMAN'S CAREER STATISTICS

YEAR	TEAM	GP	GS	TACKLES					INTERCEPTIONS					FUMBLES			
				TOT	SOL	AST	SACKS	YDS	INT	YDS	LG	TD	PD	FF	FR	YDS	
2010	SF	16	1	35	22	13	0.0	0.0	0	0	–	0	0	0	0	0	0
2011	SF	16	16	173	81	92	2.0	11.0	0	0	–	0	8	0	3	0	
2012	SF	16	16	183	93	90	2.0	9.0	1	11	11	0	6	1	0	0	
2013	SF	16	16	192	118	74	5.0	45.0	2	93	89t	1	9	4	2	0	
2014	SF	–	–	–	INJURED RESERVE (Knee)					–	–	–	–	–	–	–	–
2015	SF	16	16	150	124	26	2.5	18.5	0	0	–	0	2	1	0	0	
2016	SF	4	4	37	27	10	1.0	8.0	1	0	0	0	2	1	0	0	
TOTALS		84	69	770	465	305	12.5	91.5	4	104	89t	1	27	7	5	0	

PLAYOFFS

YEAR	TEAM	GP	GS	TACKLES					INTERCEPTIONS					FUMBLES		
				TOT	SOL	AST	SACKS	YDS	INT	YDS	LG	TD	PD	FF	FR	YDS
2011	SF	2	2	27	13	14	0.5	3.5	0	0	–	0	0	0	0	0
2012	SF	3	3	30	16	14	0.0	0.0	0	0	–	0	3	0	0	0
2013	SF	3	3	40	20	20	2.0	19.0	0	0	–	0	0	2	0	0
TOTALS		8	8	97	49	48	2.5	22.5	0	0	–	0	3	2	0	0

Additional Statistics:

Special Teams Tackles: Regular Season – 43: 2010 (26); 2011 (9); 2012 (6); 2013 (2); Postseason – 1: 2011 (1)

Milestones:

NFL Debut: vs. Sea. (9/12/10); **First Career Start:** vs. Arz. (1/2/11); **First FR:** at Phi. (10/2/11 – RB Ronnie Brown); **First FF:** at NE (12/16/12 – RB Shane Vereen); **First Sack:** at Sea. (12/24/11 – QB Tarvaris Jackson); **First INT:** at GB (9/9/12 – QB Aaron Rodgers); **First INT Return for a TD:** vs. Atl. (12/23/13 – QB Matt Ryan – 89 yds.)

BOWMAN'S CAREER HIGHS

Total Tackles: Regular Season – 19 at Sea. (12/23/12); Postseason – 15 at Sea. (1/19/14)

Solo: Regular Season – 13 at Chi. (12/6/15); Postseason – 9 at Sea. (1/19/14)

Assists: Regular Season – 11 at Det. (10/16/11); Postseason – 7 (3 times) Last at Car. (1/12/14)

Passes Defensed: Regular Season – 2 (3 times) Last vs. Ind. (9/22/13); Postseason – 2 vs. GB (1/12/13)

Fumble Recoveries: 1 (5 times) Last at Arz. (12/29/13)

Forced Fumbles: 1 (7 times) Last at Sea. (9/25/16); Postseason – 1 (2 times) Last at Sea. (1/19/14)

Sacks: Regular Season – 2.0 at StL (9/26/13); Postseason – 1.0 (2 times) Last at Sea. (1/19/14)

Interceptions: 1 (4 times) Last vs. LAR (9/12/16)

Interception Yards: 89t vs. Atl. (12/23/13)

Long Interception Return: 89t vs. Atl. (12/23/13)

Interception Returns For TD: 1 vs. Atl. (12/23/13)

BOWMAN'S TRANSACTIONS

Originally a 3rd-round (91st overall) draft choice by SF in 2010...Signed a five-year extension through 2018 on 11/27/12...Placed on the Reserve/Physically Unable To Perform List on 8/25/14...Activated from the Reserve/Physically Unable to Perform List on 12/9/14...Placed on the Injured Reserve List on 12/13/14... Signed a four-year extension with SF through 2022 on 8/3/16...Placed on the Injured Reserve List on 10/6/16.

2016

- Started the first 4 games of the season and registered 37 tackles, 1.0 sack, 1 INT, 1 FF and 2 PDs before being placed on the Injured Reserve List on 10/6.
- As a part of a 49ers defense that registered the first shutout on opening day in franchise history, recorded a team-high 11 tackles and the 4th INT of his career vs. LAR (9/12), the first since 12/29/13 at Arz.
- Took down QB Dak Prescott for an 8-yd. loss vs. Dal. (10/2), his first sack of the season.

2015

- Started all 16 games for the fourth time in his career and led the team with 150 tackles while adding 2.5 sacks, 2 PDs and 1 FF.
- Registered a career-high 13 solo tackles at Chi. (12/6).
- Recorded 12 tackles and 0.5 sack at Det. (12/27), giving him 2.5 sacks on the season.
- Forced a Rams RB Tre Mason fumble on the first series of the game vs. StL (1/3/16), his first FF of the season and 6th of his career.

2014

- Was placed on the Reserve/Physically Unable to Perform List on 8/25 where he spent the entire season before being placed on the Injured Reserve List on 12/13.

2013

- Started all 16 games and registered career highs in tackles (192), sacks (5.0), INTs (2) and PDs (9).
- Recorded 9 tackles, 2.0 sacks, 1 FF and 1 PD at StL (9/26), marking the first multi-sack game of his career. Was part of a defense that held the Rams offense to only 18 yds. rushing on 19 carries, the 7th fewest rushing yds. allowed in a single game in franchise history.
- Late in the 4th qtr. vs. Atl. (12/23), Bowman intercepted Falcons QB Matt Ryan and returned it 89 yds. for a TD to seal the victory in the final regular season game at Candlestick Park. It marked the longest INT return by a LB in franchise history.
- Bowman picked off QB Carson Palmer at Arz. (12/29), marking his second INT of the season. He notched his 4th FF of the season, stripping the ball from former Cardinals RB Rashard Mendenhall. He also recovered the loose ball, marking his 2nd FR of the season. Bowman was just the 2nd player in the NFL that season to register 1 INT, 1 FF and 1 FR in the same game [Ind. LB Jerrell Freeman vs. KC (12/22/13)]. To top off a career game, he notched his 5th sack of the season, bringing down Palmer in the 4th qtr. He became the first 49er since LB John Johnson to record 1.0 sack, 1 FF, 1 FR and 1 INT all in the same game (10/31/93 - vs. LAN).
- In the month of December, Bowman notched 3.0 sacks, 2 INTs, 1 INT returned for a TD, 2 FFs and 1 FR, earning him Defensive Player of the Month honors. No other player in the NFL was able to accomplish that over the course of the entire 2013 season.
- Bowman tallied his 2nd sack of the postseason as he brought down QB Russell Wilson at Sea. (1/19/14 - NFC-C). Bowman also registered a new single-game postseason career high with 15 tackles and added 1 FF.

2012

- Started all 16 games and led the team in total tackles with a then career-high 183 (93 solo, 90 assists).
- Led the team in total tackles in each of the first 4 games of the season with 11 at GB (9/9), 14 vs. Det. (9/16), tied a then career high with 17 at Min. (9/23) and tallied 12 at NYJ (9/30).
- Recorded his first career INT at GB (9/9), picking off QB Aaron Rodgers in the 4th qtr.
- Bowman and the 49ers defense held Arz. (10/29) to just 7 yds. rushing, tying the fewest rushing yds. the 49ers have allowed in a single game in franchise history [7 at NO (10/1/72)], and the lowest rushing output allowed in any game during the entire 2012 NFL season.
- Led the team in tackles for 4 consecutive weeks [15 vs. StL (11/11), 15 vs. Chi. (11/19), 12 at NO (11/25), 13 at StL (12/2)].

2011

- Started all 16 games for the first time in his career and led the team with 173 tackles. He hit double-figures in tackles 11 times, recovered 3 fumbles and posted 2.0 sacks.
- Registered first career FR in 2nd qtr. at Phi. (10/2) when the 49ers defense was faced with a 3rd down at their own 1-yd. line.
- Recorded his first career sack at Sea. (12/24), taking down QB Tarvaris Jackson for a 4-yd. loss.
- Took down QB Kellen Clemens for a 7-yd. loss in the 4th qtr. when the Rams were threatening to even the score with 2:46 remaining at StL (1/1/12). Bowman notched a sack in back-to-back games (12/24 at Sea.) for the first time in his career. Posted a team-high 11 tackles and posted 1 PD.

2010

- Appeared in 16 games (1 start) and ranked 3rd in the NFL with 20 special teams tackles according to NFL Gamebook statistics.
- In his first career start in place of LB Patrick Willis (hand), led the team with 15 tackles vs. Arz. (1/2/11).

COLLEGE

Played in 33 games (21 starts) and totaled 215 tackles, 8.0 sacks, 36 TFLs, 3 FFs, 3 FRs and 3 INTs in his career. Also returned 1 INT and 1 FR for TDs. Earned Second-Team All-America honors from *The NFL Draft Report*, *The Sporting News*, CBS Sports, Phil Steele's College Football, Rivals.com and *Sports Illustrated*, while garnering AP third-team honors as a junior. Started 11 games and was named First-Team All-Big Ten after registering 93 tackles, 17 TFLs, 3.0 sacks, 2 INTs and 2 FRs, in 2009. All-Big Ten Conference First-Team selection as he led the team in tackles (106), ranked 2nd in TFLs (16.5) and t-3rd in sacks (4.0) in 2008. Added 2 FFs, 1 FR and 1 INT in his sophomore season. As a redshirt freshman, appeared in 9 contests and tallied 16 tackles and blocked a field goal attempt.

BOWMAN'S GAME-BY-GAME

2014													2016																				
Date	Opp	W/L	P/S	Tot	Sol	Ast	Sk	Yds	Int	Yds	PD	FF	FR	Yds	Date	Opp	W/L	P/S	Tot	Sol	Ast	Sk	Yds	Int	Yds	PD	FF	FR	Yds				
Sep 7	at Dal	W	-	-	RESERVE/PUP								-	-	-	-	-	Sep 12	LAR	W	1/1	11	8	3	0.0	0.0	1	0	1	0	0	0	
Sep 14	Chi	L	-	-	RESERVE/PUP								-	-	-	-	-	Sep 18	at Car	L	1/1	11	8	3	0.0	0.0	0	0	1	0	0	0	
Sep 21	at Arz	L	-	-	RESERVE/PUP								-	-	-	-	-	Sep 25	at Sea	L	1/1	8	6	2	0.0	0.0	0	0	0	1	0	0	
Sep 28	Phi	W	-	-	RESERVE/PUP								-	-	-	-	-	Oct 2	Dal	L	1/1	7	5	2	1.0	8.0	0	0	0	0	0		
Oct 5	KC	W	-	-	RESERVE/PUP								-	-	-	-	-	PLACED ON INJURED RESERVE (Achilles) ON 10/6															
Oct 13	at StL	W	-	-	RESERVE/PUP								-	-	-	-	-	TOTALS				4/4	37	27	10	1.0	8.0	1	0	2	1	0	0
Oct 19	at Den	L	-	-	RESERVE/PUP								-	-	-	-	-																
Nov 2	StL	L	-	-	RESERVE/PUP								-	-	-	-	-																
Nov 9	at NO	W	-	-	RESERVE/PUP								-	-	-	-	-																
Nov 16	at NYG	W	-	-	RESERVE/PUP								-	-	-	-	-																
Nov 23	Was	W	-	-	RESERVE/PUP								-	-	-	-	-																
Nov 27	Sea	L	-	-	RESERVE/PUP								-	-	-	-	-																
Dec 7	at Oak	L	-	-	RESERVE/PUP								-	-	-	-	-																
PLACED ON INJURED RESERVE (Knee) ON 12/13																																	
TOTALS			0/0	0	0	0	0	0.0	0.0	0	0	0	0	0	0																		

2015														
Date	Opp	W/L	P/S	Tot	Sol	Ast	Sk	Yds	Int	Yds	PD	FF	FR	Yds
Sep 14	Min	W	1/1	8	8	0	1.0	6.0	0	0	0	0	0	0
Sep 20	at Pit	L	1/1	3	3	0	0.0	0.0	0	0	0	0	0	0
Sep 27	at Arz	L	1/1	8	6	2	0.0	0.0	0	0	0	0	0	0
Oct 4	GB	L	1/1	12	9	3	0.0	0.0	0	0	0	0	0	0
Oct 11	at NYG	L	1/1	15	11	4	0.0	0.0	0	0	0	0	0	0
Oct 18	Bal	W	1/1	13	11	2	0.0	0.0	0	0	0	0	0	0
Oct 22	Sea	L	1/1	9	7	2	0.0	0.0	0	0	0	0	0	0
Nov 1	at StL	L	1/1	10	8	2	0.0	0.0	0	0	0	0	0	0
Nov 8	Atl	W	1/1	7	6	1	1.0	9.0	0	0	1	0	0	0
Nov 22	at Sea	L	1/1	7	6	1	0.0	0.0	0	0	0	0	0	0
Nov 29	Arz	L	1/1	7	6	1	0.0	0.0	0	0	1	0	0	0
Dec 6	at Chi	W	1/1	13	13	0	0.0	0.0	0	0	0	0	0	0
Dec 13	at Cle	L	1/1	7	6	1	0.0	0.0	0	0	0	0	0	0
Dec 20	Cin	L	1/1	10	9	1	0.0	0.0	0	0	0	0	0	0
Dec 27	at Det	L	1/1	12	11	1	0.5	3.5	0	0	0	0	0	0
Jan 3	StL	W	1/1	9	4	5	0.0	0.0	0	0	0	1	0	0
TOTALS				16/16	150	124	26	2.5	18.5	0	0	2	1	0



AHMAD BROOKS

55

LB » 6-3 » 259 » VIRGINIA

3.14.84 » WOODBRIDGE, VA » C.D. HYLTON HS, WOODBRIDGE, VA » 11TH YEAR » ACQUIRED WAI IN '08 - CIN

AWARDS & HONORS:

- 2012:** AP Second-Team All-Pro, First-Team All-Pro by *Sports Illustrated's* Peter King, NFC Pro Bowl
- 2013:** AP Second-Team All-Pro, Pro Bowl, PFWA All-NFC Team



CAREER HIGHLIGHTS

- Is one of five players to record 5.0-or-more sacks in each of the past eight seasons (2009-16) [Cliff Avril (Det./Sea.); Clay Matthews (GB); Julius Peppers (Car./Chi./GB); Cameron Wake (Mia.).]
- His 51.5 sacks as a member of the 49ers (2008-16) is the second most by a linebacker in franchise history [LB Charles Haley - 66.5 sacks], since sacks became an official statistic in 1982.
- Registered a career-high 8.5 sacks in 2013.
- Set the 49ers record for most FFs by a LB in a single-season with 5 in 2009. The 5 FFs ranked t-2nd among all NFL LBs that year.
- Ranks t-2nd in team postseason history with 6.5 sacks.

MOST SACKS, FRANCHISE HISTORY

Player	Sacks
1. Bryant Young	89.5
2. Charles Haley	66.5
3. Ahmad Brooks	51.5
4. Dana Stubblefield	46.5
5. Dwaine Board	45.0

GOLDMINE

- Brooks hosted his first youth football camp in June of 2014. His USA Football FUNdamentals clinic for area youth ages 6-17 in Woodbridge, VA, introduced football by teaching basic skills in a fun and energetic environment with other 49ers teammates joining Brooks in Virginia for the event.




BROOKS' GOLDEN NUGGETS

- His first name is pronounced uh-MAHD.
- Ranks t-2nd in 49ers postseason history with 6.5 sacks.
- Has recorded 5.0-or-more sacks in eight consecutive seasons. His 51.5 sacks as a member of the 49ers ranks second in franchise history among linebackers.
- His father, Perry, played 92 games with the Washington Redskins from 1978-84.
- Originally entered the NFL as a supplemental draft pick in 2006 by Cincinnati.
- In 2004, while at the University of Virginia, was one of three finalists for the Butkus Award, given annually to the nation's top linebacker.
- Hosted his first youth football camp in June of 2014. His USA Football FUNdamentals clinic for area youth ages 6-17 in Woodbridge, VA introduced football by teaching basic skills in a fun and energetic environment.

GOLDMINE (CONTINUED)

- Brooks is no stranger to the NFL. His father, Perry Brooks, played in 92 games at DT for the Washington Redskins from 1978-84. Perry ran a barber shop since Ahmad was a freshman in college, which was left to his family after he passed away.
- Brooks' wife, April, is an author, who recently released her first book titled "The Amazing Adventures of Anaiah & Her Angel: Anaiah Meets Gabby". For more information, click [here](#).
- Brooks was originally a 3rd-round selection in the 2006 supplemental draft by the Cincinnati Bengals. In 2008, the 49ers claimed the linebacker off of waivers, where he worked his way into a full-time starting role by 2011.
- In 2013, Brooks returned to Woodbridge, VA, where he attended high school at C.D. Hylton High School, and was inducted into their Hall of Fame.



BROOKS' CAREER STATISTICS

YEAR	TEAM	GP	GS	TACKLES					INTERCEPTIONS				FUMBLES			
				TOT	SOL	AST	SACKS	YDS	INT	YDS	LG	TD	PD	FF	FR	YDS
2006	CIN	11	5	46	29	17	1.0	6.0	0	0	–	0	2	0	0	0
2007	CIN	2	2	8	6	2	1.0	7.0	0	0	–	0	0	1	0	0
2008	SF	0	0	0	0	0	0.0	0.0	0	0	–	0	0	0	0	0
2009	SF	14	0	23	18	5	6.0	33.0	0	0	–	0	2	5	0	0
2010	SF	15	1	33	27	6	5.0	33.0	1	32	32	0	2	0	0	0
2011	SF	16	16	59	41	18	7.0	44.0	0	0	–	0	3	1	0	0
2012	SF	16	16	74	50	24	6.5	49.5	1	50	50t	1	6	2	0	0
2013	SF	16	16	74	60	14	8.5	72.5	1	22	22	0	7	1	1	0
2014	SF	13	13	42	30	12	6.0	21.0	0	0	–	0	3	1	1	0
2015	SF	14	14	58	34	24	6.5	36.5	0	0	–	0	1	0	1	8
2016	SF	16	16	76	50	26	6.0	36.0	0	0	–	0	4	1	0	0
TOTALS		133	99	493	345	148	53.5	338.5	3	104	50t	1	30	12	3	8

PLAYOFFS

YEAR	TEAM	GP	GS	TACKLES					INTERCEPTIONS				FUMBLES			
				TOT	SOL	AST	SACKS	YDS	INT	YDS	LG	TD	PD	FF	FR	YDS
2011	SF	2	2	9	4	5	1.0	7.0	0	0	–	0	1	0	0	0
2012	SF	3	3	11	8	3	1.0	8.0	0	0	–	0	2	0	0	0
2013	SF	3	3	25	18	7	4.5	21.0	0	0	–	0	0	1	0	0
TOTALS		8	8	45	30	15	6.5	36.0	0	0	–	0	3	1	0	0

Additional Statistics:

Special Teams Tackles – 9: 2010 (9)

Blocked Extra Point – 1: 2016 (1)

Milestones:

NFL Debut: at Pit. (9/24/06); **First Start:** at TB (10/15/06); **First Sack:** vs. Car. (10/22/06 – QB Jake Delhomme); **First FF:** vs. Bal. (9/10/07 – QB Steve McNair); **First FR:** at NO (11/17/13 – own recovery); **First INT:** vs. Arz. (1/2/11 – QB John Skelton); **First INT Returned for a TD:** at NO (11/25/12 – QB Drew Brees – 50–yds.); **Multi–Sack Games:** 7, Last vs. Sea. (10/22/15 – 2.0; QB Russell Wilson)

BROOKS' CAREER HIGHS

Total Tackles: 14 at TB (10/15/06); Postseason – 11 at Car. (1/12/14)
Solo: 10 at TB (10/15/06); Postseason – 8 (2 times) Last at Car. (1/12/14)
Assists: 5 (3 times) Last at Chi. (12/4/16); Postseason – 4 vs. NYG (1/22/12)
Interception: 1 (3 times) Last at NO (11/17/13)
Interception Returns For TD: 1 at NO (11/17/13)

Sacks: Regular Season – 3.0 vs. Arz. (12/14/09); Postseason – 2.5 at Car. (1/12/14)
Passes Defensed: 3 vs. StL (11/11/12); Postseason – 2 at Atl. (1/20/13)
Forced Fumbles: 2 (2 times) Last vs. Det. (12/27/09); Postseason – 1 at GB (1/5/14)
Fumble Recoveries: 1 (3 times) Last at Cle. (12/13/15)

BROOKS' TRANSACTIONS

Originally a 3rd–round selection in the 2006 supplemental draft by Cin. on 7/13/06...Waived by Cin. on 8/30/08...Claimed off waivers by SF on 8/31/08...Waived by SF on 11/29/08...Signed by SF on 12/2/08...Re–signed with SF as a restricted free agent on a two–year deal on 4/2/10...Signed a six–year extension through 2017 on 2/28/12.

2016 (SAN FRANCISCO)

- Started all 16 games for the fourth time in his career and tied for the team lead with 6.0 sacks in addition to registering 76 tackles, 4 PDs and 1 FF.
- As a part of a 49ers defense that registered the first shutout on opening day in franchise history, recorded 1.0 sack vs. LAR (9/12).
- Registered 1.0 sack and 2 PDs at Sea. (9/25), giving him 47.5 sacks in his career as a 49er and breaking a tie with DT Dana Stubblefield for third on the franchise's all-time sack list.
- Recorded 5 tackles and 1.0 sack vs. NE (11/20), taking down Patriots QB Tom Brady for a 7-yd. loss.
- Notched 3 tackles and 0.5 sack at Mia. (11/27), combining with LB Nick Bellore to take down QB Ryan Tannehill for a 13-yd. loss.
- Registered 1.0 sack at Chi. (12/4), marking the third time in his career he has recorded at least a half sack in three consecutive games and the first time since 2013 [2.0 sacks vs. Car. (11/10/13); 1.0 sack at NO (11/17/13); 2.0 sacks vs. Was. (11/25/13)].
- Recorded his 6th sack of the year and was part of a 49ers defense that allowed 177 net yds. (99 rush, 78 pass) at LAR (12/24), the fewest given up by the 49ers defense in a single game since 11/19/12 vs. Chi. (143; 85 rush, 58 pass).

2015 (SAN FRANCISCO)

- Started 14 games and finished t-1st on the team with 6.5 sacks.
- Registered 2.0 sacks vs. Sea. (10/22), bringing down Seahawks QB Russell Wilson twice for his sixth career game with 2.0-or-more sacks.
- Registered 1.5 sacks at Det. (12/27), his 10th career game with 1.5-or-more sacks.

2014 (SAN FRANCISCO)

- Started all 13 games he appeared in and registered 42 tackles and 6.0 sacks.
- Registered 2.0 sacks of Rams QB Austin Davis at StL (10/13). It marked his first multi-sack game since registering 2.0 sacks at Was. (11/25/13).
- Sacked Saints QB Drew Brees in OT at NO (11/9), forcing a fumble. The loose ball was recovered by LB Chris Borland and led to a 35-yd. game-winning FG by K Phil Dawson on the next play.
- Recovered a fumble by Redskins QB Robert Griffin III with 59 seconds remaining to seal the victory vs. Was. (11/23).

2013 (SAN FRANCISCO)

- Started 16 games for the third consecutive season and recorded a career-high 8.5 sacks.
- Notched 9 tackles, 1.5 sacks and 1 PD at StL (9/26). Part of a defense that held the Rams offense to only 18 yds. rushing on 19 carries, the 7th best single-game defensive rushing performance in franchise history.
- Picked off Saints QB Drew Brees for his first INT of the season, and returned it 22 yds., setting up a TD pass from QB Colin Kaepernick to TE Vernon Davis. He also added 4 tackles, 1.0 sack, 1 FF, 1 FR and 1 PD at NO (11/17).
- Sacked QB Aaron Rodgers 2.0 times and registered 1 FF at GB (1/5/14 - NFC-W), giving him 4.0 career postseason sacks and his first career postseason FF. This marked Brooks' first multi-sack game in the postseason.
- Notched 2.5 sacks at Car. (1/12/14 - NFC-D), setting his postseason career-high. With 6.5 career postseason sacks, Brooks ranks t-2nd in franchise history for the most career postseason sacks. He also set a new personal postseason single-game high with 11 tackles.

MOST CAREER POSTSEASON SACKS IN FRANCHISE HISTORY

Player	Sacks
1. Charles Haley (LB)	7.0
2t. Ahmad Brooks (LB)	6.5
Dwaine Board (DE)	6.5
Tim Harris (LB)	6.5
5. Fred Dean (DE)	6.0

2012 (SAN FRANCISCO)

- Started all 16 games and registered 74 tackles with 6.5 sacks and 6 PDs.
- Brooks and the 49ers defense held Arz. (10/29) to just 7 yds. rushing, tying the fewest rushing yds. the 49ers have allowed in a single game in franchise history [7 at NO (10/1/72)], and the lowest rushing output allowed in any game during the entire 2012 NFL season.
- Picked off QB Drew Brees just before halftime at NO (11/25), and returned it 50 yds. for his first career TD. It marked Brooks' first INT of the season and second of his career. Brooks also added 1.5 sacks at NO.

2011 (SAN FRANCISCO)

- Started all 16 games for the first time in his career and tallied 59 tackles, 7.0 sacks and 3 PDs.
- Tallied his 5th sack of the season at Was. (11/6), which marked the first time he registered a sack in 3 consecutive games.

2010 (SAN FRANCISCO)

- Appeared in 15 games (1 start) and recorded 33 tackles with 5.0 sacks and 2 PDs.
- In his first start as a 49er, brought down QB Aaron Rodgers twice on the day at GB (12/5). It marked Brooks' first multi-sack game of the season and 2nd of his career [3.0 sacks vs. Arz. (12/14/09)].
- Brought down QB Richard Bartel on the final series of the game vs. Arz. (1/2/11) for his 5th sack of the season. Also registered his first career INT, picking off Cardinals QB John Skelton and returning it 32 yds. to the Cardinals 8-yd. line, setting up a 6-yd. TD run by RB Brian Westbrook.

2009 (SAN FRANCISCO)

- Appeared in 14 games, registering 23 tackles while notching 6.0 sacks and a career-high 5 FFs. Also added 8 special teams tackles.
- Set single-game career highs in sacks (3.0 - QB Kurt Warner) and FFs (2) vs. Arz. (12/14). It marked the first time a 49er registered 3 sacks in a game since DT Bryant Young at StL (9/16/07).

2008 (SAN FRANCISCO)

- Inactive for the first 13 games of the season before being waived (11/29) and re-signed (12/2) by SF. Was inactive for 3 more contests and did not play at Mia. (12/14).

2007 (CINCINNATI)

- Saw action in 2 games, totaling 8 tackles, 1.0 sack and 1 FF before suffering a season-ending groin injury in Week 2. Was Inactive games 3-8 due to injury and was eventually placed on the Injured Reserve List on 11/7.

2006 (CINCINNATI)

- Appeared in 11 games (5 starts) and recorded 46 tackles and 1.0 sack.
- Led the team with 14 tackles at TB (10/15), followed by a team-leading 8 stops vs. Car. (10/22) to go along with his first career sack.

COLLEGE

Played 3 seasons at Virginia before entering the NFL following his junior season. Saw action in only 6 games in 2005, missing the remainder of the campaign due to injuries. Played in 12 games as a sophomore and earned All-America honors with a team-high 90 tackles, including 8 sacks. Led the team with 117 tackles as a freshman. Was one of three 2004 finalists for the Butkus Award.

PERSONAL

- Attended C.D. Hylton (Woodbridge, VA) HS, where he helped his team to state titles in 1999 and 2000, and the semi-finals in 2001.
- Named *USA Today's* National Defensive Player of the Year as a senior after posting 207 tackles. Also rushed for 848 yds. and 10 TDs, averaging 12.6 yds. per carry.
- Played at Hargrave (VA) Military Academy in 2002.
- His mom, Vergie, has worked at a medical laboratory for 20+ years and was the valedictorian of her high school. His father, Perry, was a defensive lineman for the Washington Redskins. He passed away during the 2010 offseason.
- Has a daughter, Natalia.
- Born Ahmad Kadar Brooks (3/14/84) in Fairfax, VA.

INJURY REPORT

2006: Missed the first 2 games of the regular season [at KC (9/10) and vs. Cle. (9/17)] with a neck injury; Inactive at NO (11/19) with a groin injury.

2007: Suffered a season-ending groin injury at Cle. (9/16) and was inactive for 6 weeks [at Sea. (9/23), vs. NE (10/1), at KC (10/14), vs. NYJ (10/21), vs. Pit. (10/28) and at Buf. (11/4)] before being placed on the Injured Reserve List on 11/7.

2009: Inactive for the first 2 games of the regular season [at Arz. (9/13) and vs. Sea. (9/20)] with a knee injury suffered in training camp.

2010: Missed the first game of the regular season, at Sea. (9/12) with a kidney injury sustained during training camp.

2014: Inactive vs. SD (12/20) and vs. Arz. (12/28) with a thumb injury.

2015: Inactive vs. Arz. (11/29) with a concussion.



TRENT BROWN

77

OL » 6-8 » 355 » FLORIDA


4.13.93 » ALBANY, GA » WESTOVER HS, ALBANY, GA » 3RD YEAR » ACQUIRED D-7A IN '15

GOLDMINE

- During the Holiday Season in 2016, Brown teamed up with Walmart to give Youth Uprising students and Children from the UCSF Benioff Children's Hospital San Francisco a holiday shopping spree. The event, entitled "Trent Brown's 77 Ways to Care Christmas," paired Brown and his parents with local students for a holiday shopping spree at the Milpitas Walmart store. The event was inspired by Brown's father, Reginald Sr., a captain with the Albany (GA) Police Department who regularly participated in APD's "Shop with a Cop" events. Trent Brown's 77 Ways to Care Christmas provided gifts for an additional 30 children from the UCSF Benioff Children's Hospital San Francisco.

BROWN'S GOLDEN NUGGETS

- Started his collegiate career by playing two years at Georgia Military College before transferring to Florida.
- In 2016, Brown teamed up with Walmart to give Youth Uprising students and Children from the UCSF Benioff Children's Hospital San Francisco a holiday shopping spree. The event, entitled "Trent Brown's 77 Ways to Care Christmas," paired Brown and his parents with local students for a holiday shopping spree.



GOLDMINE (CONTINUED)

- Brown participated in the 49ers annual Bike Build event during the 2015 season. In conjunction with Turning Wheels for Kids, a nonprofit organization that distributes bikes throughout the year with a focus on preventing childhood obesity and supporting low-income families, 49ers players and staff combined with volunteers to assemble 50 bikes and donate them to several students from the 49ers Academy.



BROWN'S CAREER STATISTICS

GAMES/STARTS – 21/18; 2015 (5/2); 2016 (16/16)

Additional Statistics:
Own Fumble Recoveries – 1: 2016 (1)

Milestones:
NFL Debut: vs. Min. (9/14/15); First Start: at Det. (12/27/15)

BROWN'S TRANSACTIONS

Originally the first of two 7th-round (244th overall) draft choices by SF in 2015.

2016

- Started all 16 games for the first time in his career, with 15 starts at RT and his first career start at LT at LAR (12/24).
- Part of an offensive line group that helped the 49ers offense rush for 150 yds. and 3 TDs on 42 carries and did not allow a sack on 35 atts. by QB Blaine Gabbert vs. LAR (9/12).
- Helped the 49ers offense rush for 193 yds. on 25 atts. (7.7 avg.) at Mia. (11/27). The team's 7.7 avg. yds. per carry was the highest by the 49ers offense since 12/20/14 vs. SD [355 yds. on 40 atts. (8.9 avg.)]. Additionally, the team's 193 yds. on the ground were the most since 9/14/15 vs. Min. (230 yds.).
- Part of an offensive line group that helped the 49ers offense rush for a season-high 248 yds. on 27 atts. (9.2 avg.) vs. NYJ (12/11). The 248 rushing yds. are most in a game by San Francisco since 12/20/14 (355 rushing yds. vs. SD). The 9.2 yds./carry avg. by the 49ers offense is the 2nd-highest single-game avg. by the team in franchise history [24 atts. for 263 yds. (11.0 avg.) vs. Dallas Texans (10/26/52)]. Behind the 49ers offensive line, RB Carlos Hyde registered a career-high 193 yds. on 17 atts. (11.4 avg.).

2015

- The 49ers offensive line did not allow a sack on 25 atts. by QB Blaine Gabbert vs. Atl. (11/8), as the team rushed for 133 yds. It marked the first time the 49ers did not allow a sack in a game since 10/13/14 at StL (36 atts.).
- Made the first start at RT of his NFL career at Det. (12/27).

COLLEGE

Played in 23 games (11 starts) for the Gators. In 2014, played in 11 games (6 starts) and helped pave the way for 187.7 rushing yds. per game, including five games over 200 yds. In 2013, played in 12 games (5 starts). Started the year on the field goal unit and was a reserve at tackle before taking over the starting job against Georgia when Tyler Moore was lost for the year due to injury.

PERSONAL

- Spent two years at Georgia Military College after graduating high school in 2011, and was named a second-team NJCAA Football All-America in 2012.
- At GMC in 2012, was part of a team that averaged 188 yds. rushing per game.
- Brother, Reggie Brown, Jr., played basketball at Fresno Pacific.
- Both Trenton Jacoby Brown (4/13/93) in Albany, GA.



DeFOREST BUCKNER

99

DL » 6-7 » 300 » OREGON

3.17.94 » HONOLULU, HI » PUNAHOU HS, HONOLULU, HI » 2ND YEAR » ACQUIRED D-1A IN '16

AWARDS & HONORS

2016: Thomas Herrion Memorial Award, PFWA All-Rookie Team

GOLDMINE

- When Buckner was 13 years old, his father, George, was involved in a motorcycle accident that left him in a coma for six months. Upon his awakening, George summoned DeForest to his bedside, where the two had a 'man-to-man' conversation, as his mother, Maria, puts it. After the life-changing event and heartfelt conversation, that is when Buckner believes he became a man and took more responsibility with his family. He became a mentor to his younger brother, Kenya, and began to understand the values his father had instilled in him. "He was hard on us, and disciplined us, shaped us," Buckner said. "He taught us about respect, that it's earned and you have to treat everyone around you like you want to be treated."
- In July of 2017, Buckner returned to his hometown of Waianae, HI, to host a free noncontact youth football clinic at Waianae High School. "Having my first camp back in my hometown means a lot to me because this is where it all started," said Buckner. "Where I grew up shaped a big part of my life and having the opportunity to give back to my community means the world to me. I just want the youth in our community to see that dreams do come true."



BUCKNER'S GOLDEN NUGGETS

- His first name is pronounced duh-FORE-ist.
- Named the 49ers Thomas Herrion Memorial Award winner for the 2015 season. The award, as voted on by the coaches, was established in 2005 by 49ers owners Denise and John York and is presented to a rookie or first-year player who best represents the dream of Thomas Herrion.
- While Buckner was 13 years old, his father, George, was involved in a motorcycle accident that left him in a coma for six months. Buckner cites this life-changing event as the time he became a man and took more responsibility with his family.
- As a senior at Oregon, was named Pac-12 Defensive Player of the Year and earned the Morris Trophy award, a prestigious honor voted on by opposing Pac-12 offensive linemen.

GOLDMINE (CONTINUED)

- During his time at Oregon, Buckner used art as an outlet for his emotions outside of football, even earning the nickname "Dr. DeFo" from his art professor for his passion, focus and patience with his pieces. Buckner enrolled in a class called "Art of the Athlete," which provides engagement for student-athletes through the visual arts and has the student-athletes help in the Jordan Schnitzer Museum of Art workshops for children with disabilities. During the open exhibition at the end of the class, Buckner was awarded with the highest honor, the breakout artist award for his piece titled "King of Pop" showing himself in a Michael Jackson type pose that was spray painted on vinyl.

BUCKNER'S CAREER STATISTICS

YEAR	TEAM	GP	GS	TACKLES				YDS	INT	YDS	INTERCEPTIONS		PD	FUMBLES		
				TOT	SOL	AST	SACKS				LG	TD		FF	FR	YDS
2016	SF	15	15	87	58	29	6.0	26.0	0	0	-	0	1	0	2	0
TOTALS		15	15	87	58	29	6.0	26.0	0	0	-	0	1	0	2	0

Milestones:

NFL Debut: vs. LAR (9/12/16); **First Start:** vs. LAR (9/12/16); **First FR:** at Buf. (10/16/16 – QB Tyrod Taylor); **First Sack:** at Buf. (10/16/16 – QB Tyrod Taylor); **First Multi-Sack Game:** at Buf. (10/16/16 – 2.0); **Multi-Sack Games:** 2, Last vs. NYJ. (12/11/16 – 2.0; QB Bryce Petty)

BUCKNER'S CAREER HIGHS

Total Tackles: 10 vs. NYJ (12/11/16)

Solo: 8 vs. NYJ (12/11/16)

Assists: 4 (2 times) Last vs. NE (11/20/16)

Sacks: 2.0 (2 times) Last vs. NYJ (12/11/16)

Passes Defensed: 1 at LAR (12/24/16)

Fumble Recoveries: 1 (2 times) Last at Arz. (11/13/16)

BUCKNER'S TRANSACTIONS

Originally the first of two 1st-round (7th overall) draft choices by SF in 2016.

2016

- Started all 15 games in which he appeared and tied for the team lead in sacks with 6.0. Also tallied 87 tackles, 1 PD and 2 FRs.
- According to GameBook Statistics, ranked second among all DTs in tackles with 73 (Min. DT Linval Joseph - 77 tackles) and ranked fourth among all rookies with 6.0 sacks.

MOST TACKLES AMONG DTs (2016)		MOST SACKS AMONG ROOKIES (2016)	
Player	Tackles	Player	Sacks
1. Linval Joseph, Min.	77	1. Joey Bosa, SD	10.5
2. DeForest Buckner, SF	73	2. Yannick Ngakoue, Jax.	8.0
3. Ndamukong Suh, Mia.	72	3. Leonard Floyd, Chi.	7.0
4. Kyle Williams, Buf.	64	4. DeForest Buckner, SF	6.0
5. Kawann Short, Car.	55	5. Two players	5.5

- Recorded the first two sacks of his career and his first career FR at Buf. (10/16), twice taking down Bills QB Tyrod Taylor. He is the first member of the 49ers to register 2.0 sacks and 1 FR in a single game since LB Aldon Smith accomplished the feat in 2011 [vs. StL (12/4/11) - 2.0 sacks and 1 FR].
- Registered 8 tackles, 1.0 sack and 1 FR at Arz. (11/13), his third sack of the season and second career FR.
- Recorded a career-high 10 tackles and 2.0 sacks vs. NYJ (12/11), marking his second career multi-sack game.
- Registered his 6th sack of the season at LAR (12/24), taking down QB Jared Goff for an 8-yd. loss. With that sack, he tied LB Aaron Lynch (6.0 sacks in 2014) for 5th-most sacks by a rookie in 49ers franchise history.
- Part of a 49ers defense that allowed 177 net yds. (99 rush, 78 pass) at LAR (12/24), the fewest given up by the 49ers defense in a single game since 11/19/12 vs. Chi. (143; 85 rush, 58 pass).

MOST SACKS BY A ROOKIE, 49ERS FRANCHISE HISTORY			
Player	Sacks	Year	
1. LB Aldon Smith	14.0	2011	
2. LB Charles Haley	12.0	1986	
3. DT Dana Stubblefield	10.5	1993	
4. DE Andre Carter	6.5	2001	
5t. DL DeForest Buckner	6.0	2016	
LB Aaron Lynch	6.0	2014	

COLLEGE

Appeared in 54 games during his four-year career at Oregon and registered 232 tackles, 18.0 sacks, 36 TFLs and 9 PDs. In 2015, was named First-Team All-America by *USA Today* and Second-Team All-America by the Associated Press. Also earned Pac-12 Defensive Player of the Year honors and the Morris Trophy award, a prestigious honor voted on by opposing Pac-12 offensive linemen. Appeared in all 13 games and registered 83 tackles, 10.5 sacks, 17 TFLs and 5 PDs. As a junior in 2014, started all 15 games for the Ducks, and was named Second-Team All-Pac-12 after recording 81 tackles, 4.0 sacks, 13 TFLs and 4 PDs. In 2013, appeared in 13 games (8 starts) and registered 39 tackles, 2.5 sacks and 3.5 TFLs. As a freshman in 2012, received the Casanova Award as the team's top first-year player after appearing in 13 games (2 starts) and recording 29 tackles, 1.0 sack and 2.5 TFLs.

PERSONAL

- Graduated with a degree in criminology.
- Attended Punahou (Honolulu, HI) HS, where he recorded 73 tackles as a senior and was named first-team all-state at DE. Also a four-year letterwinner in basketball, earning first-team all-state and first-team all-ILH (Interscholastic League of Honolulu) honors during his senior year.
- Recruited to the University of Oregon by 49ers head coach Chip Kelly. Played under Kelly and 49ers defensive line coach Jerry Azzinaro as a freshman at Oregon in 2012.
- Was teammates with 49ers DL Arik Armstead for three seasons at Oregon (2012-14).
- Son of George and Maria Buckner.
- Born DeForest George Buckner (3/17/94) in Waianae, HI.

INJURY REPORT

2016: Inactive vs. Arz. (10/6) with a foot injury.

BUCKNER'S GAME-BY-GAME

2016														
Date	Opp	W/L	P/S	Tot	Sol	Ast	Sk	Yds	Int	Yds	PD	FF	FR	Yds
Sep 12	LAR	W	1/1	4	2	2	0.0	0.0	0	0	0	0	0	0
Sep 18	at Car	L	1/1	4	3	1	0.0	0.0	0	0	0	0	0	0
Sep 25	at Sea	L	1/1	7	5	2	0.0	0.0	0	0	0	0	0	0
Oct 2	Dal	L	1/1	6	5	1	0.0	0.0	0	0	0	0	0	0
Oct 6	Arz	L	-	-	-	-	-	-	-	-	-	-	-	-
Oct 16	at Buf	L	1/1	9	5	4	2.0	0.0	0	0	0	0	1	0
Oct 23	TB	L	1/1	9	6	3	0.0	0.0	0	0	0	0	0	0
Nov 6	NO	L	1/1	6	4	2	0.0	0.0	0	0	0	0	0	0
Nov 13	at Arz	L	1/1	8	6	2	1.0	9.0	0	0	0	0	1	0
Nov 20	NE	L	1/1	7	3	4	0.0	0.0	0	0	0	0	0	0
Nov 27	at Mia	L	1/1	3	2	1	0.0	0.0	0	0	0	0	0	0
Dec 4	at Chi	L	1/1	7	5	2	0.0	0.0	0	0	0	0	0	0
Dec 11	NYJ	L	1/1	10	8	2	2.0	9.0	0	0	0	0	0	0
Dec 18	at Atl	L	1/1	3	2	1	0.0	0.0	0	0	0	0	0	0
Dec 24	at LAR	W	1/1	2	2	0	1.0	8.0	0	0	1	0	0	0
Jan 1	Sea	L	1/1	2	0	2	0.0	0.0	0	0	0	0	0	0
TOTALS			15/15	87	58	29	6.0	26.0	0	0	1	0	2	0



AARON BURBRIDGE

13

WR » 6-1 » 208 » MICHIGAN STATE

12.23.93 » FARMINGTON HILLS, MI » HARRISON HS, FARMINGTON HILLS, MI » 2ND YEAR » ACQUIRED D-6C IN '16

GOLDMINE

- Growing up, basketball was Burbridge's sport of choice. "Growing up, I always played basketball. I only started playing football because I had no one to hang out with after school since all of my friends were playing football." Burbridge began focusing solely on football during his junior season in high school, when he started to receive letters from interested colleges.
- Burbridge's support system is rooted in his family, as he relies on his mother, Nora Florence, his aunt Geraldine and older siblings, Stefan and Carmen. Despite his late start in football, he has always received encouragement from his family. "They have always been there for me, and it's really meant a lot, especially during the tough times."
- Burbridge grew up with former Michigan and current Carolina Panthers WR Devin Funchess, who formed a friendship over competition in Farmington, MI. In middle school, the two participated in different track events but would sneak into the others just to compete against one another.

BURBRIDGE'S GOLDEN NUGGETS

- Burbridge's support system is rooted in his family, as he relies on his mother, Nora Florence, his aunt Geraldine and older siblings, Stefan and Carmen.
- Was named the Richter-Howard Big Ten Receiver of the Year in 2015 and finished his career at Michigan State with 165 receptions., the second most in school history.

BURBRIDGE'S CAREER STATISTICS

YEAR	TEAM	GP	GS	NO	RECEIVING				ATT	YDS	RUSHING			TD
					YDS	AVG	LG	TD			YDS	AVG	LG	
2016	SF	16	3	7	88	12.6	24	0	0	0	-	-	0	
TOTALS		16	3	7	88	12.6	24	0	0	0	-	-	0	

Additional Statistics:

Special Teams Tackles – 15: 2016 (15)

Fumbles–Lost – 1–1: 1–1 in 2016

Punt Returns – 1: 2016 (1)

Punt Return Yards – 0: 2016 (0)

Milestones:

NFL Debut: vs. LAR (9/12/16); First Start: vs. Dal. (10/2/16); First Reception: vs. Dal. (10/2/16 – 5–yds. from QB Blaine Gabbert)

BURBRIDGE'S CAREER HIGHS

Receptions: 2 (2 times) Last at LAR (12/24/16)

Receiving Yards: 29 at Atl. (12/18/16)

Long Reception: 24 vs. Sea. (1/1/17)

BURBRIDGE'S TRANSACTIONS

Originally the third of three 6th–round (213th overall) draft choices by SF in 2016.

2016

- Appeared in all 16 games (3 starts) and registered 7 receipts. for 88 yds while adding a team-high 15 special teams tackles.
- Made the first start of his NFL career vs. Dal. (10/2), and recorded his first career receipt., a 5-yd. pass from QB Blaine Gabbert.

COLLEGE

In four years with the Spartans, played in 51 games (23 starts) and tallied 165 receipts. for 2,174 yds. and 10 TDs. His 165 career receipts. ranks 2nd in school history, behind only WR B.J. Cunningham (218). In 2015, named the Richter-Howard Big Ten Receiver of the Year. Also earned First-Team All-Big Ten and Honorable Mention All-America honors. Played in 14 games (13 starts) and led the Big Ten in receipts. (85) and rec. yds. (1,258), while adding 7 TDs. He became just the third Spartan receiver to lead the Big Ten in rec. yds. (WR Charles Rogers - 2002; Tony Lippett - 2014) and the second to lead the conference in receipts. (Kirk Gibson - 1976 and 1978). In 2014, played in 13 games and notched 29 receipts. for 358 yds. and 1 TD. Was the offensive recipient of MSU's Tommy Love Award for most improved player. In 2013, played in 13 games (3 starts) and recorded 22 receipts. for 194 yds. In 2012, named to the Big Ten All-Freshman Team. Played in 11 games (7 starts) and registered 29 receipts. for 364 yds. and 2 TDs.

PERSONAL


- Attended Harrison (Farmington Hills, MI) HS and was a two-time *Detroit Free Press* all-state selection (2010-11). Also named to the 2011 AP and *Detroit News* Division 1-2 all-state team.
- As a senior, had 32 receipts. for 753 yds. and 6 TDs, while adding a 99-yd. INT return for a TD and a 95-yd. KOR for a TD.
- As a junior, helped lead his team to a perfect 14-0 record and the Division 2 state championship.
- Born Aaron Ari Burbridge (12/23/93) in Farmington Hills, MI.
- Majored in sociology.

BURBRIDGE'S GAME-BY-GAME

2016

Date	Opp	W/L	P/S	Rec	Yds	Avg	Lg	TD
Sep 12	LAR	W	1/0	0	0	-	-	0
Sep 18	at Car	L	1/0	0	0	-	-	0
Sep 25	at Sea	L	1/0	0	0	-	-	0
Oct 2	Dal	L	1/1	1	5	5.0	5	0
Oct 6	Arz	L	1/0	0	0	-	-	0
Oct 16	at Buf	L	1/0	0	0	-	-	0
Oct 23	TB	L	1/0	1	15	15.0	15	0
Nov 6	NO	L	1/0	0	0	-	-	0
Nov 13	at Arz	L	1/0	0	0	-	-	0
Nov 20	NE	L	1/1	0	0	-	-	0
Nov 27	at Mia	L	1/0	0	0	-	-	0
Dec 4	at Chi	L	1/0	0	0	-	-	0
Dec 11	NYJ	L	1/0	0	0	-	-	0
Dec 18	at Atl	L	1/1	2	29	14.5	15	0
Dec 24	at LAR	W	1/0	2	15	7.5	13	0
Jan 1	Sea	L	1/0	1	24	24.0	24	0
TOTALS			16/3	7	88	12.6	24	0

Special Teams Tackles: 15



TANK CARRADINE

95

DL » 6-4 » 270 » FLORIDA STATE

2.18.90 » CINCINNATI, OH » TAFT HS, CINCINNATI, OH » 5TH YEAR » ACQUIRED D-2A IN '13

GOLDMINE

- Carradine grew up in a rough neighborhood in Cincinnati, where many of the people he knew got into bad situations with drugs and violence. He grew up without much money and his family struggled to put food on the table. Through it all, he learned to walk the other way. "I saw how certain situations can end up. Talking to the older people and coaches, they told me to do the right thing," he said. "Good things happen when you try to do the right things. That was the biggest thing I learned." Football was the biggest opportunity which propelled Carradine out of the area, receiving a college scholarship and earning a degree in sociology from Florida State. "People kept telling me, 'Man, I wish I had that opportunity to play this sport.' I'd seen my opportunity and knew the chances I had, knew what I would be doing if I didn't accomplish these goals. That's why I thrive on football. I give it all I've got and I try to play every play like it's my last. I respect this game because of what this game has gotten me through. I take advantage of it by doing the right thing, being a positive player and being good to my teammates and for the organization."
- After going through a rough childhood, Carradine has a passion for telling his story to kids. He volunteers his time at charity foundations and football camps. "If kids can hear the importance of doing the right thing, if I can help them succeed in life, if they can get it when they're young, they'll live up to those things instead of trying to get knowledge as they got older," he said. "Then it might be too late, because they've already been on their own in certain situations."
- Along with 49ers TEs Vance McDonald and Garrett Celek, visited Haiti in conjunction with Convoy of Hope during the 2015 offseason, worked together to teach healthy eating habits and sustainable agriculture techniques to local families. The players also visited an orphanage and local schools to spend time with underprivileged youth. "Being able to be around the kids and see the excitement on their face. I see what kind of stuff they go through and I see how they live. I realize they can use a lot of help and I've been more than fortunate to be able to help them."

CARRADINE'S GOLDEN NUGGETS

- His last name is pronounced CARE-uh-deen.
- Signed a one-year contract extension through 2017 with the 49ers in September of 2016.
- Given the nickname "Tank" as a young child by his mom because he always carried a toy tank with him.
- Recorded the first two sacks of his NFL career last season at Sea. (12/14/14), bringing down Seahawks QB Russell Wilson.
- Visited Haiti in conjunction with Convoy of Hope in 2015, working together to teach healthy eating habits and sustainable agriculture techniques to local families.
- Loves unique animals and once owned a large collection of exotic pets, including snakes, lizards, ferrets, a monkey, a bird, piranhas and a shark.
- Began collegiate career at Butler Community College (KS) before enrolling at Florida State.
- In 2010, earned First-Team NJCAA All-America, All-Kansas Jayhawk Community College Conference and All-Region VI honors and was named Region VI Defensive Player of the Year.

GOLDMINE (CONTINUED)

- Born Cornellius Carradine, he was given the nickname "Tank" by his mom. He always used to have a little toy army tank with him. "I could never go anywhere without that army tank," he said. "I just had to have it with me, and I used to always push people over, try to run over people." His mom still has that tank.
- Just prior to entering high school, Carradine, a Cincinnati native, frequented Bengals games every chance he could. "At the time, I was playing Pee-Wee football and I was also a big fan of Justin Smith. I remember many of the players, including Justin, came and painted our youth center, so I got a chance to meet him." Carradine continued, "He was my favorite player, first-round draft pick. It's crazy that I played with him. I always wanted to talk football with him and ask him questions, I'm always asked him about how to identify run or pass, tips that the offensive line give away, things like that."
- Carradine loves animals and once owned a large collection of exotic pets, including snakes, lizards, ferrets, a monkey, a bird, piranhas and a shark. "I could see myself doing animal research working in a zoo," he said.



CARRADINE'S CAREER STATISTICS

YEAR	TEAM	GP	GS	TACKLES					INTERCEPTIONS					FUMBLES			
				TOT	SOL	AST	SACKS	YDS	INT	YDS	LG	TD	PD	FF	FR	YDS	
2013	SF	-	-	-	-	-	-	-	-	-	-	-	-	-	-	-	-
INJURED RESERVE (Knee)									-	-	-	-	-	-	-	-	
2014	SF	9	0	27	16	11	3.0	24.0	0	0	-	0	0	0	0	0	0
2015	SF	14	1	24	12	12	1.0	10.0	0	0	-	0	0	1	0	0	
2016	SF	13	0	30	14	16	0.0	0.0	0	0	-	0	0	0	0	0	
TOTALS		36	1	81	42	39	4.0	34.0	0	0	-	0	0	1	0	0	

PLAYOFFS

YEAR	TEAM	GP	GS	TACKLES					INTERCEPTIONS					FUMBLES			
				TOT	SOL	AST	SACKS	YDS	INT	YDS	LG	TD	PD	FF	FR	YDS	
2013	SF	-	-	-	-	-	-	-	-	-	-	-	-	-	-	-	-
INJURED RESERVE (Knee)									-	-	-	-	-	-	-	-	
TOTALS		-	-	-	-	-	-	-	-	-	-	-	-	-	-	-	

Milestones:

NFL Debut: vs. Chi. (9/14/14); **First Start:** vs. Cin. (12/20/15); **First Sack:** at Sea. (12/14/14 – QB Russell Wilson); **First Multi-Sack Game:** at Sea. (12/14/14 – 2.0); **First FF:** at Arz. (9/27/15 – QB Carson Palmer)

CARRADINE'S CAREER HIGHS

Total Tackles: 7 vs. Sea. (11/27/14)

Sacks: 2.0 at Sea. (12/14/14)

Solo: 4 vs. GB (10/4/15)

Forced Fumbles: 1 at Arz. (9/27/15)

Assists: 4 vs. Sea. (11/27/14)

CARRADINE'S TRANSACTIONS

Originally the first of two 2nd-round (40th overall) draft choices by SF in 2013...Placed on the Reserve/Non-Football Injury List on 8/27/13...Activated from the Reserve/Non-Football Injury List on 10/29/13...Placed on Injured Reserve on 12/10/13...Signed a one-year extension through 2017 with SF on 9/6/16.

2016

- Appeared in 13 games and recorded a career-high 30 tackles.

2015

- Appeared in 14 games (1 start) and recorded 24 tackles, 1.0 sack and 1 FF.
- Recorded the first FF of his career, knocking the ball loose from Cardinals QB Carson Palmer at Arz. (9/27).

2014

- Saw action in 9 games and recorded 27 tackles and 3.0 sacks.
- Registered the first two sacks of his career, bringing down Seahawks QB Russell Wilson twice at Sea. (12/14).

2013

- Placed on the Reserve/NFI List on 8/27, was activated from the Reserve/NFI List on 10/29 and was later placed on the Injured Reserve List on 12/10.

COLLEGE

Began collegiate career at Butler Community College (KS) before enrolling at Florida State. Played in 47 career games (33 starts), registering 317 tackles, 42.5 sacks, 71 TFLs, 6 FFs and 7 FRs. As a Seminole, appeared in 25 games (11 starts) and recorded 118 tackles, 16.5 sacks, 21 TFLs, 1 FF and 1 FR. As a senior, earned Third-Team All-America honors from The NFL Draft Report and was a consensus First-Team All-ACC selection. Played in 12 games (11 starts) and tallied 80 tackles, 11.0 sacks, 13 TFLs, 1 FF and 1 FR. In 2011, played in all 13 games and notched 38 tackles, 5.5 sacks and 8 TFLs. In 2 seasons at Butler Community College, started all 22 games and amassed 199 tackles, 26.0 sacks, 50 TFLs, 5 FFs and 6 FRs. In 2010, earned First-Team NJCAA All-America, All-Kansas Jayhawk Community College Conference and All-Region VI honors and was named Region VI Defensive Player of the Year. Started all 11 games and led the junior college ranks with 16.0 sacks, while leading the team with 109 tackles. Also notched 2 FFs and 4 FRs, returning one 39 yds. for a TD. As a freshman, started all 11 games and registered a team-high 90 tackles and added 10.0 sacks, 3 FFs and 2 FRs.

PERSONAL

- In 2011, was selected as the co-recipient, along with Nigel Bradham, of the Bill McGrotha Humanitarian Award, given for excellence in the classroom.
- Attended Taft (Cincinnati, OH) HS and was regarded as one of the top prospects in the Midwest.
- Born Cornelius Carradine (2/18/90) in Cincinnati, OH.
- Graduated with a degree in sociology.

INJURY REPORT

- 2013:** Placed on the Injured Reserve List on 12/10 with a knee injury.

CARRADINE'S GAME-BY-GAME

2013													2015																	
Date	Opp	W/L	P/S	Tot	Sol	Ast	Sk	Yds	Int	Yds	PD	FF	FR	Yds	Date	Opp	W/L	P/S	Tot	Sol	Ast	Sk	Yds	Int	Yds	PD	FF	FR	Yds	
Sep 8	GB	W	-	-	-	-	RESERVE/NFI	-	-	-	-	-	-	-	Sep 14	Min	W	1/0	1	0	1	1.0	10.0	0	0	0	0	0	0	
Sep 15	at Sea	L	-	-	-	-	RESERVE/NFI	-	-	-	-	-	-	-	Sep 20	at Pit	L	1/0	1	1	0	0.0	0.0	0	0	0	0	0	0	
Sep 22	Ind	L	-	-	-	-	RESERVE/NFI	-	-	-	-	-	-	-	Sep 27	at Arz	L	1/0	2	1	1	0.0	0.0	0	0	0	1	0	0	
Sep 26	at StL	W	-	-	-	-	RESERVE/NFI	-	-	-	-	-	-	-	Oct 4	GB	L	1/0	6	4	2	0.0	0.0	0	0	0	0	0	0	
Oct 6	Hou	W	-	-	-	-	RESERVE/NFI	-	-	-	-	-	-	-	Oct 11	at NYG	L	1/0	1	0	1	0.0	0.0	0	0	0	0	0	0	
Oct 13	Arz	W	-	-	-	-	RESERVE/NFI	-	-	-	-	-	-	-	Oct 18	Bal	W	1/0	1	0	1	0.0	0.0	0	0	0	0	0	0	
Oct 20	at Ten	W	-	-	-	-	RESERVE/NFI	-	-	-	-	-	-	-	Oct 22	Sea	L	1/0	3	2	1	0.0	0.0	0	0	0	0	0	0	
Oct 27	at Jax	W	-	-	-	-	RESERVE/NFI	-	-	-	-	-	-	-	Nov 1	at StL	L	1/0	0	0	0	0.0	0.0	0	0	0	0	0	0	
Nov 10	Car	L	-	-	-	-	INACTIVE	-	-	-	-	-	-	-	Nov 8	Atl	W	-	-	-	DID NOT PLAY	-	-	-	-	-	-	-	-	
Nov 17	at NO	L	-	-	-	-	INACTIVE	-	-	-	-	-	-	-	Nov 22	at Sea	L	-	-	-	INACTIVE	-	-	-	-	-	-	-	-	
Nov 25	at Was	W	-	-	-	-	INACTIVE	-	-	-	-	-	-	-	Nov 29	Arz	L	1/0	0	0	0	0.0	0.0	0	0	0	0	0	0	
Dec 1	StL	W	-	-	-	-	INACTIVE	-	-	-	-	-	-	-	Dec 6	at Chi	W	1/0	0	0	0	0.0	0.0	0	0	0	0	0	0	
Dec 8	Sea	W	-	-	-	-	INACTIVE	-	-	-	-	-	-	-	Dec 13	at Cle	L	1/0	3	2	1	0.0	0.0	0	0	0	0	0	0	
PLACED ON INJURED RESERVE (Knee) ON 12/10																														
TOTALS		0/0		0	0	0	0.0	0.0	0	0	0	0	0	0	TOTALS		14/1	24	12	12	1.0	10.0	0	0	0	1	0	0		
2014													2016																	
Date	Opp	W/L	P/S	Tot	Sol	Ast	Sk	Yds	Int	Yds	PD	FF	FR	Yds	Date	Opp	W/L	P/S	Tot	Sol	Ast	Sk	Yds	Int	Yds	PD	FF	FR	Yds	
Sep 7	at Dal	W	-	-	-	-	INACTIVE	-	-	-	-	-	-	-	Sep 12	LAR	W	1/0	1	0	1	0.0	0.0	0	0	0	0	0	0	
Sep 14	Chi	L	1/0	0	0	0	0.0	0.0	0	0	0	0	0	0	Sep 18	at Car	L	1/0	4	1	3	0.0	0.0	0	0	0	0	0	0	
Sep 21	at Arz	L	-	-	-	-	INACTIVE	-	-	-	-	-	-	-	Sep 25	at Sea	L	1/0	2	2	0	0.0	0.0	0	0	0	0	0	0	
Sep 28	Phi	W	-	-	-	-	INACTIVE	-	-	-	-	-	-	-	Oct 2	Dal	L	1/0	2	2	0	0.0	0.0	0	0	0	0	0	0	
Oct 5	KC	W	-	-	-	-	INACTIVE	-	-	-	-	-	-	-	Oct 6	Arz	L	1/0	1	0	1	0.0	0.0	0	0	0	0	0	0	
Oct 13	at StL	W	-	-	-	-	INACTIVE	-	-	-	-	-	-	-	Oct 16	at Buf	L	1/0	2	1	1	0.0	0.0	0	0	0	0	0	0	
Oct 19	at Den	L	-	-	-	-	INACTIVE	-	-	-	-	-	-	-	Oct 23	TB	L	1/0	0	0	0	0.0	0.0	0	0	0	0	0	0	
Nov 2	StL	L	-	-	-	-	INACTIVE	-	-	-	-	-	-	-	Nov 6	NO	L	1/0	4	2	2	0.0	0.0	0	0	0	0	0	0	
Nov 9	at NO	W	1/0	1	1	0	0.0	0.0	0	0	0	0	0	0	Nov 13	at Arz	L	1/0	4	2	2	0.0	0.0	0	0	0	0	0	0	
Nov 16	at NYG	W	1/0	2	1	1	0.0	0.0	0	0	0	0	0	0	Nov 20	NE	L	1/0	5	2	3	0.0	0.0	0	0	0	0	0	0	
Nov 23	Was	W	1/0	3	2	1	0.0	0.0	0	0	0	0	0	0	Nov 27	at Mia	L	1/0	1	0	1	0.0	0.0	0	0	0	0	0	0	0
Nov 27	Sea	L	1/0	7	3	4	0.0	0.0	0	0	0	0	0	0	Dec 4	at Chi	L	1/0	1	0	1	0.0	0.0	0	0	0	0	0	0	
Dec 7	at Oak	L	1/0	3	1	2	0.0	0.0	0	0	0	0	0	0	Dec 11	NYJ	L	-	-	-	INACTIVE	-	-	-	-	-	-	-	-	
Dec 14	at Sea	L	1/0	5	3	2	2.0	16.0	0	0	0	0	0	0	Dec 18	at Atl	L	1/0	3	2	1	0.0	0.0	0	0	0	0	0	0	0
Dec 20	SD	L	1/0	3	2	1	0.0	0.0	0	0	0	0	0	0	Dec 24	at LAR	W	-	-	-	INACTIVE	-	-	-	-	-	-	-	-	
Dec 28	Arz	W	1/0	3	3	0	1.0	8.0	0	0	0	0	0	0	Jan 1	Sea	L	-	-	-	INACTIVE	-	-	-	-	-	-	-	-	
TOTALS		9/0		27	16	11	3.0	24.0	0	0	0	0	0	0	TOTALS		13/0	30	14	16	0.0	0.0	0	0	0	0	0	0		



DEANDRE CARTER

14

WR » 5-8 » 190 » SACRAMENTO STATE

4.10.93 » SAN JOSE, CA » WASHINGTON HS, FREMONT, CA » 1ST YEAR » ACQUIRED FA IN '17

GOLDMINE

• In August of 2013, Carter's brother, Kaylan, whom he considered his best friend, was taken off of life support just weeks after collapsing while lifting weights with his high school teammates. Kaylan was later diagnosed with cardiomyopathy also known as having an enlarged heart. A junior at Sacramento State at the time of his brother's passing, Carter made a promise that he would make it and succeed in the NFL. Said Carter at the time, "I took on a bigger responsibility within my family and on the team as well. It definitely made me grow up a little bit after that."



CARTER'S GOLDEN NUGGETS

- While attending Sacramento State and studying communications, Carter expressed interest in pursuing a career in sports broadcasting following his playing career.
- As a senior at Sacramento State in 2014, led the Football Championship Subdivision (FCS) with 99 receipts. for 1,321 yds. and 17 TDs.

GOLDMINE (CONTINUED)

- Heading into the 2016 offseason, Carter worked with well-known trainer, Jamal Liggin. Liggin's programs specialize on "improving speed, acceleration and movement." Part of his workouts involved training routines on the field, in the weight room and under the sun on the beaches of Santa Monica, CA.

CARTER'S CAREER STATISTICS

YEAR	TEAM	GP	GS	RECEIVING					RUSHING					
				NO	YDS	AVG	LG	TD	ATT	YDS	AVG	LG	TD	
2015	OAK/NE	-	-	-	PRACTICE SQUAD					-	-	-	-	-
2016	Out of Football	-	-	-	-	-	-	-	-	-	-	-	-	-
TOTALS		-	-	-	-	-	-	-	-	-	-	-	-	-

PLAYOFFS														
YEAR	TEAM	GP	GS	RECEIVING					RUSHING					
				NO	YDS	AVG	LG	TD	ATT	YDS	AVG	LG	TD	
2015	OAK/NE	-	-	-	PRACTICE SQUAD					-	-	-	-	-
TOTALS		-	-	-	-	-	-	-	-	-	-	-	-	-

CARTER'S TRANSACTIONS

Originally signed as an undrafted free agent by Bal. on 5/8/15...Waived by Bal. on 8/31/15...Signed to Oak. practice squad on 9/16/15...Waived by Oak. on 12/1/15...Signed to NE practice squad on 12/15/15...Waived by NE on 1/12/16...Signed to NE practice squad on 1/13/16...Signed to Reserve/Future contract with NE on 1/25/16...Waived by NE on 9/3/16...Signed a two-year deal with SF on 2/24/17.

2015 (BALTIMORE/OAKLAND/NEW ENGLAND)

- After signing with Bal. as an undrafted rookie free agent on 5/8, spent training camp with the team prior to being waived on 8/31.
- Was signed to Oak. practice squad on 9/16, where he spent the next 11 weeks of the season.
- Signed to NE practice squad on 12/15 after being waived by Oak. on 12/1.

PERSONAL

- Attended Washington (Fremont, CA) HS, where he was named third-team all-state, first-team all-east bay and earned Mission Valley Athletic Association League Offensive Player of the Year as a senior in 2010, finishing with 69 receipts. for 1,093 yds. and 15 TDs.
- Born DeAndre Mylze Carter (4/10/93) in San Jose, CA.
- Received his bachelor's degree in communications.

COLLEGE

Appeared in 41 games at Sacramento State where he registered 207 receipts. for 2,760 yds. and 35 TDs to go along with 10 rushes for 42 yds. and 1 TD. On special teams for the Hornets, he recorded 18 KORs for 426 yds. (23.7 avg.) and 10 PRs for 125 yds. (12.5 avg.) and 1 TD. As a senior in 2014, appeared in all 12 games, earning Associated Press All-America honors after finishing with single-season school records with 99 receipts. for 1,321 yds. and 17 TDs. That season he also had 4 rushes for 4 yds. and 4 PRs for 69 yds. (17.3 avg.) and 1 TD. His 108 total points that season ranked fourth in school history and were the most by a non-RB. Appeared in 11 games as a junior in 2013, earning All-Big Sky and team Offensive MVP honors after recording 64 receipts. for 934 yds. and 14 TDs. As a sophomore in 2012, appeared in 10 games, tallying 32 receipts. for 344 yds. and 4 TDs. Had 7 KORs for 200 yards and had 6 PRs for 56 yards (9.3 avg.). Played in 8 games as a freshman in 2011, posting 12 receipts. for 161 yds. (13.4 avg.).



GARRETT CELEK

88

TE » 6-5 » 252 » MICHIGAN STATE

5.29.88 » CINCINNATI, OH » LA SALLE HS, CINCINNATI, OH » 6TH YEAR » ACQUIRED FA IN '12

AWARDS & HONORS

2016: 49ers NFL Salute to Service Award

GOLDMINE

- Celek has a strong passion for the packaging industry, which he majored in at Michigan State, and plans to go into the business in the future. The growing industry looks to cut shipping costs on products and is commonplace in the food and medical fields. "There's so many different areas you can get into, it's crazy. I enjoy the science behind it. It was a great major for me to choose and the possibilities are endless."
- Along with fellow 49ers TE Vance McDonald and DT Tank Caradine, visited Haiti in conjunction with Convoy of Hope during the 2015 offseason, working together to teach healthy eating habits and sustainable agriculture techniques to local families. "We've been to an orphanage, we've been to a farm, we've been to schools. It's a beautiful country and these are beautiful people. I'm glad I had this opportunity."



- Football runs in the bloodlines of the Celek family. Garrett's older brother, Brent, plays tight end for the Philadelphia Eagles. Growing up, the brothers were constantly involved in athletics. "My dad was always pushing us just to be into sports. As long as we were doing something and we were having fun with it, he was the happiest guy in the world," Garrett said. He didn't begin playing football until high school, but Brent's success became motivation for him. "He got a scholarship to Cincinnati my freshman year in high school," Garrett said. "Right then I had my goals set. I've got to do what my brother did. Honestly, I've been trying to follow in his footsteps and because of him I'm here today. I wouldn't be who I am without him."

CELEK'S GOLDEN NUGGETS

- His last name is pronounced SELL-ick.
- Selected as the 49ers Salute to Service Award winner for the 2016 season. The Salute to Service Award presented by USAA was created to acknowledge the exceptional efforts by members of the NFL community to honor and support U.S. service members, veterans and their families.
- Visited Haiti in conjunction with Convoy of Hope in 2015, working together to teach healthy eating habits and sustainable agriculture techniques to local families.
- Is the younger brother of Philadelphia Eagles TE Brent Celek.

GOLDMINE (CONTINUED)

- Along with some of his teammates, Celek headed to San Francisco in October of 2015 to kick off Fleet Week aboard the USS Somerset. During the afternoon on board, Celek participated in drills with the troops, took a tour of the ship, ate dinner with the crew and watched as some local Bay Area natives were sworn into the Navy. "It's just good to give back to some of these guys because they do so much for us," said Celek at the time. "We're all really appreciative of who they are and what they're about." In 2016, Celek was honored as the 49ers Salute to Service Award winner for his efforts to honor and support U.S. service members, veterans and their families.



CELEK'S CAREER STATISTICS

YEAR	TEAM	GP	GS	NO	RECEIVING				ATT	RUSHING			
					YDS	AVG	LG	TD		YDS	AVG	LG	TD
2012	SF	13	0	4	51	12.8	35	0	0	0	-	-	0
2013	SF	12	1	2	38	19.0	30	0	0	0	-	-	0
2014	SF	3	1	2	53	26.5	31	0	0	0	-	-	0
2015	SF	11	8	19	186	9.8	33	3	0	0	-	-	0
2016	SF	16	6	29	350	12.1	31	3	0	0	-	-	0
TOTALS		55	17	56	678	12.1	35	6	0	0	-	-	0

PLAYOFFS

YEAR	TEAM	GP	GS	NO	RECEIVING				ATT	RUSHING			
					YDS	AVG	LG	TD		YDS	AVG	LG	TD
2012	SF	3	0	0	0	-	-	0	0	0	-	-	0
2013	SF	3	0	1	6	6.0	6	0	0	0	-	-	0
TOTALS		6	0	1	6	6.0	6	0	0	0	-	-	0

Additional Statistics:

Special Teams Tackles – 2: 2016 (2)

Special Teams Forced Fumbles – 1: 2016 (1)

Fumbles – Lost – 3–1: 1–0 in 2013; 2–1 in 2016

Own Fumble Recoveries – 1: 1 in 2015

Milestones:

NFL Debut: at NYJ (9/30/12); **First Start:** at Sea. (9/15/13); **First Reception:** vs. Buf. (10/7/12 – 4–yd. pass from QB Alex Smith); **First TD Reception:** at NYG (10/11/15 – 5–yd. pass from QB Colin Kaepernick); **First Multi–TD Game:** vs. Atl. (11/8/15 – 2 TDs)

CELEK'S CAREER HIGHS

Receptions: 5 vs Dal. (10/2/16); Postseason – 1 at GB (1/5/14)

Receiving Yards: 79 vs Dal. (10/2/16); Postseason – 6 at GB (1/5/14)

Long Reception: 35 at Sea. (12/23/12); Postseason – 6 at GB (1/5/14)

TD Receptions: 2 vs. Atl. (11/8/15)

CELEK'S TRANSACTIONS

Originally signed as an undrafted free agent by SF on 5/4/12...Placed on the Reserve/Physically Unable To Perform List on 8/25/14...Activated from the Reserve/Physically Unable To Perform List on 11/27/14...Placed on the Injured Reserve List on 12/17/14...Re–signed with SF on a one–year contract on 3/12/15...Placed on the Injured Reserve List on 12/8/15...Signed a four–year contract extension through 2019 on 2/23/16.

2016

- Appeared in all 16 games (6 starts) for the first time in his career and set career highs in repts. (29) and rec. yds. (350) while tying a career-high with 3 TD repts.
- Recorded 5 repts. for 79 yds. vs. Dal. (10/2), setting new career-highs in both categories.
- Registered 4 repts. for 76 yds. vs. NO (11/6), and combined with WR Quinton Patton (106 yds.), TE Vance McDonald (84 yds.) and RB DuJuan Harris (83 yds.) to mark the first time in franchise history that the team had four players with 75 rec. yds.-or-more in a single game.
- Recorded 2 repts. for 19 yds. and 1 TD at Mia. (11/27), hauling in 4-yd. TD pass from QB Colin Kaepernick.
- Registered 2 repts. for 22 yds. and 1 TD at Atl. (12/18), a 16-yd. TD pass from QB Colin Kaepernick.

2015

- Appeared in 11 games (8 starts) and set single-season career highs with 19 repts. for 186 yds. and 3 TDs.
- Registered 3 repts. for 26 yds. and his first career TD at NYG (10/11), hauling in a 5-yd. pass from QB Colin Kaepernick.
- Recorded 2 repts. for 12 yds. and 2 TDs vs. Atl. (11/8), marking the 2nd and 3rd career TD repts. and the first multi-TD game of his career. Celek became the first member of the 49ers with 2 TD repts. in the same game since TE Vernon Davis at Dal. (9/7/14 - 2 TD repts.).

2014

- Was placed on the Reserve/Physically Unable to Perform List on 8/25 and later activated from the Reserve/PUP List on 11/27.
- Appeared in 3 games (1 start) where he registered 2 repts. for 53 yds.
- Later placed on the Injured Reserve List on 12/17 with a foot injury.

2013

- Appeared in 12 games (1 start) with 2 repts. for 38 yds. Saw action in all 3 postseason games, where he recorded his first post-season repts. at GB (1/5/14), hauling in a 6-yd. pass from QB Colin Kaepernick.

2012

- Appeared in 13 regular season games and all 3 postseason games, nothing 4 repts. for 51 yds., including a career-long 35-yd. repts. at Sea. (12/23).

COLLEGE

Appeared in 38 games (12 starts) at Michigan State and recorded 14 repts. for 135 yds. and 3 TDs. Tallied 35 yds. on 3 repts. and 1 TD during his senior campaign. Celek caught 2 repts. for 17 yds. in the first 2 games of the 2010 season, before being sidelined for the next 11 games with a shoulder injury. In 2009, recorded 3 repts. for 33 yds. and 1 TD. As a redshirt freshman, hauled in a career-high 6 repts. for 50 yds. and a TD.

PERSONAL

- The two-year starter at LaSalle (Cincinnati, OH) HS, was named to PrepStar's all-midwest team. Also competed in track and field, where he won the Greater Catholic League discus title as a junior.
- His brother, Brent, played at the University of Cincinnati (2003-06) and currently plays TE for the Philadelphia Eagles.
- The Celek family has a lake house in Northern Michigan where everyone gathers on vacation, cooks out and goes jet skiing. Closer to the Bay Area, Celek owns a Chesapeake Bay retriever that occupies most of his free time. "I love playing with her and teaching her tricks."
- Enjoys playing golf.
- Graduated from Michigan State with a degree in packaging.
- Married to Sarah Hinton, after the couple met in college.
- Earned Jim Adams Award at MSU during his senior year as the team's unsung hero.
- Born Garrett Celek (5/29/88) in Cincinnati, OH.

INJURY REPORT

2013: Inactive at NO (11/17), at Was. (11/25), vs. StL (12/1) and vs. Sea. (12/8) with a hamstring injury.

2014: Placed on the Reserve/Physically Unable to Perform List on 8/25 with a back injury. Placed on the Injured Reserve List on 12/17 with a foot injury.

2015: Inactive at Chi. (12/6) and placed on the Injured Reserve List on 12/8 with an ankle injury.

CELEK'S GAME-BY-GAME

2012									2014								
Date	Opp	W/L	P/S	Rec	Yds	Avg	Lg	TD	Date	Opp	W/L	P/S	Rec	Yds	Avg	Lg	TD
Sep 9	at GB	W	-	-	INACTIVE	-	-	-	Sep 7	at Dal	W	-	-	RESERVE/PUP	-	-	-
Sep 16	Det	W	-	-	INACTIVE	-	-	-	Sep 14	Chi	L	-	-	RESERVE/PUP	-	-	-
Sep 23	at Min	L	-	-	DID NOT PLAY	-	-	-	Sep 21	at Arz	L	-	-	RESERVE/PUP	-	-	-
Sep 30	at NYJ	W	1/0	0	0	-	-	0	Sep 28	Phi	W	-	-	RESERVE/PUP	-	-	-
Oct 7	Buf	W	1/0	1	4	4.0	4	0	Oct 5	KC	W	-	-	RESERVE/PUP	-	-	-
Oct 14	NYG	L	1/0	1	6	6.0	6	0	Oct 13	at StL	W	-	-	RESERVE/PUP	-	-	-
Oct 18	Sea	W	1/0	0	0	-	-	0	Oct 19	at Den	L	-	-	RESERVE/PUP	-	-	-
Oct 29	at Arz	W	1/0	0	0	-	-	0	Nov 2	StL	L	-	-	RESERVE/PUP	-	-	-
Nov 11	StL	T	1/0	0	0	-	-	0	Nov 9	at NO	W	-	-	RESERVE/PUP	-	-	-
Nov 19	Chi	W	1/0	0	0	-	-	0	Nov 16	at NYG	W	-	-	RESERVE/PUP	-	-	-
Nov 25	at NO	W	1/0	0	0	-	-	0	Nov 23	Was	W	-	-	RESERVE/PUP	-	-	-
Dec 2	at StL	L	1/0	0	0	-	-	0	Nov 27	Sea	L	1/1	0	0	-	-	0
Dec 9	Mia	W	1/0	0	0	-	-	0	Dec 7	at Oak	L	1/0	1	22	22.0	22	0
Dec 16	at NE	W	1/0	0	0	-	-	0	Dec 14	at Sea	L	1/0	1	31	31.0	31	0
Dec 23	at Sea	L	1/0	2	41	20.5	35	0	PLACED ON INJURED RESERVE (Foot) ON 12/17								
Dec 30	Arz	W	1/0	0	0	-	-	0	TOTALS			3/1	2	53	26.5	31	0
TOTALS			13/0	4	51	12.8	35	0									


2012 Postseason								
Date	Opp	W/L	P/S	Rec	Yds	Avg	Lg	TD
Jan 12	GB	W	1/0	0	0	-	-	0
Jan 20	at Atl	W	1/0	0	0	-	-	0
Feb 3	Bal	L	1/0	0	0	-	-	0
TOTALS			3/0	0	0	-	-	0

2013								
Date	Opp	W/L	P/S	Rec	Yds	Avg	Lg	TD
Sep 8	GB	W	1/0	0	0	-	-	0
Sep 15	at Sea	L	1/1	0	0	-	-	0
Sep 22	Ind	L	1/0	1	30	30.0	30	0
Sep 26	at StL	W	1/0	0	0	-	-	0
Oct 6	Hou	W	1/0	0	0	-	-	0
Oct 13	Arz	W	1/0	0	0	-	-	0
Oct 20	at Ten	W	1/0	0	0	-	-	0
Oct 27	at Jax	W	1/0	0	0	-	-	0
Nov 10	Car	L	1/0	0	0	-	-	0
Nov 17	at NO	L	-	-	INACTIVE (Hamstring)	-	-	-
Nov 25	at Was	W	-	-	INACTIVE (Hamstring)	-	-	-
Dec 1	StL	W	-	-	INACTIVE (Hamstring)	-	-	-
Dec 8	Sea	W	-	-	INACTIVE (Hamstring)	-	-	-
Dec 15	at TB	W	1/0	1	8	8.0	8	0
Dec 23	Atl	W	1/0	0	0	-	-	0
Dec 29	at Arz	W	1/0	0	0	-	-	0
TOTALS			12/1	2	38	19.0	30	0

2013 Postseason								
Date	Opp	W/L	P/S	Rec	Yds	Avg	Lg	TD
Jan 5	at GB	W	1/0	1	6	6.0	6	0
Jan 12	at Car	W	1/0	0	0	-	-	0
Jan 19	at Sea	L	1/0	0	0	-	-	0
TOTALS			3/0	1	6	6.0	6	0

2015								
Date	Opp	W/L	P/S	Rec	Yds	Avg	Lg	TD
Sep 14	Min	W	1/1	3	40	13.3	20	0
Sep 20	at Pit	L	1/1	2	10	5.0	7	0
Sep 27	at Arz	L	1/0	3	29	9.7	12	0
Oct 4	GB	L	1/1	3	26	8.7	13	0
Oct 11	at NYG	L	1/1	3	26	8.7	15	1
Oct 18	Bal	W	1/1	0	0	-	-	0
Oct 22	Sea	L	1/1	1	8	8.0	8	0
Nov 1	at StL	L	1/1	0	0	-	-	0
Nov 8	Atl	W	1/0	2	12	6.0	11t	2
Nov 22	at Sea	L	1/1	2	35	17.5	33	0
Nov 29	Arz	L	1/0	0	0	-	-	0
Dec 6	at Chi	W	-	-	INACTIVE (Ankle)	-	-	-
PLACED ON INJURED RESERVE (Ankle) ON 12/8								
TOTALS			11/8	19	186	9.8	33	3

2016								
Date	Opp	W/L	P/S	Rec	Yds	Avg	Lg	TD
Sep 12	LAR	W	1/0	1	15	15.0	15	0
Sep 18	at Car	L	1/0	1	12	12.0	12	0
Sep 25	at Sea	L	1/0	3	25	8.3	18	0
Oct 2	Dal	L	1/0	5	79	15.8	29	0
Oct 6	Arz	L	1/1	1	4	4.0	4	0
Oct 16	at Buf	L	1/0	0	0	-	-	0
Oct 23	TB	L	1/1	1	4	4.0	4	0
Nov 6	NO	L	1/0	4	76	19.0	31	0
Nov 13	at Arz	L	1/0	0	0	-	-	0
Nov 20	NE	L	1/0	3	41	13.7	19	0
Nov 27	at Mia	L	1/0	2	19	9.5	15	1
Dec 4	at Chi	L	1/0	0	0	-	-	0
Dec 11	NYJ	L	1/1	1	5	5.0	5	0
Dec 18	at Atl	L	1/1	2	22	11.0	16t	1
Dec 24	at LAR	W	1/1	4	39	9.8	12	0
Jan 1	Sea	L	1/1	1	9	9.0	9t	1
TOTALS			16/6	29	350	12.2	31	3



BROCK COYLE

50

LB » 6-1 » 245 » MONTANA

10.12.90 » BOZEMAN, MT » BOZEMAN HS, BOZEMAN, MT » 4TH YEAR » ACQUIRED FA IN '17

GOLDMINE

- Founded The Brock Coyle Foundation, which provides financial assistance toward medical and travel costs for families with children suffering from serious medical conditions. Many rural based families are faced with undue hardship of substantial travel distance and expense to obtain the best medical care for their children. The Foundation supports families with financial assistance to cover medical-related travel costs from transportation, lodging and meals. More information on The Brock Coyle Foundation can be found at www.brockcoyle52.com.

COYLE'S GOLDEN NUGGETS

- Founded The Brock Coyle Foundation to provide assistance to families with children suffering from serious medical conditions.
- Growing up, was one of the top ski racers in Bozeman, MT and competed in the Junior Olympics.

GOLDMINE (CONTINUED)

- A once-promising ski racer in Bozeman, MT, Coyle was a Junior Olympian in the sport before focusing solely on football at the age of 16. Despite giving up the sport, he credits skiing with helping him on his journey from undrafted free agent to NFL regular. "It helped me in the game of football because it's such a high-pressure sport where you only have one chance to put everything together one time," said Coyle in 2014.

COYLE'S CAREER STATISTICS

YEAR	TEAM	GP	GS	TACKLES					INTERCEPTIONS					FUMBLES			
				TOT	SOL	AST	SACKS	YDS	INT	YDS	LG	TD	PD	FF	FR	YDS	
2014	SEA	15	2	6	4	2	0.0	0.0	0	0	–	0	0	0	0	0	0
2015	SEA	8	0	3	2	1	0.0	0.0	0	0	–	0	0	0	0	0	0
2016	SEA	12	3	15	7	8	1.0	1.0	0	0	–	0	0	0	0	0	0
TOTALS		35	5	24	13	11	1.0	1.0	0	0	–	0	0	0	0	0	0

PLAYOFFS

YEAR	TEAM	GP	GS	TACKLES					INTERCEPTIONS					FUMBLES			
				TOT	SOL	AST	SACKS	YDS	INT	YDS	LG	TD	PD	FF	FR	YDS	
2014	SEA	3	0	0	0	0	0.0	0.0	0	0	–	0	0	0	0	0	0
2015	SEA	2	0	0	0	0	0.0	0.0	0	0	–	0	0	0	0	0	0
2016	SEA	2	0	0	0	0	0.0	0.0	0	0	–	0	0	0	0	0	0
TOTALS		7	0	0	0	0	0.0	0.0	0	0	–	0	0	0	0	0	0

Additional Statistics:

Special Teams Tackles: Regular Season – 9: 2014 (5); 2015 (3); 2016 (1); **Postseason – 4:** 2014 (2); 2015 (1); 2016 (1)

Milestones:

NFL Debut: vs. GB (9/4/14); **First Career Start:** vs. Oak. (11/2/14); **First Sack:** vs. Buf. (11/7/16 – QB Tyrod Taylor)

COYLE'S CAREER HIGHS

Total Tackles: 8 vs. Buf. (11/7/16)
Solo: 4 vs. Buf. (11/7/16)

Assists: 4 vs. Buf. (11/7/16)
Sacks: 1.0 vs. Buf. (11/7/16)

COYLE'S TRANSACTIONS

Originally signed as an undrafted free agent by Sea. on 5/10/14...Placed on the Injured Reserve/Designated to Return List on 10/20/15...Activated from the Injured Reserve/Designated to Return List on 12/15...Signed a two-year deal with SF on 3/10/17.

2016 (SEATTLE)

- Appeared in 12 games with a career-high 3 starts. Totaled a career-high 15 tackles and 1.0 sack.
- Recorded a career-high 8 tackles and his first career sack vs. Buf. (11/7), taking down Bills QB Tyrod Taylor for a 1-yd. loss.

2015 (SEATTLE)

- Appeared in 8 games and registered 3 tackles on defense and 3 tackles on special teams.

2014 (SEATTLE)

- Appeared in 15 games (2 starts) and totaled 6 tackles on defense and 5 tackles on special teams.
- Made his NFL debut vs. GB (9/4).
- Made the first start of his NFL career vs. Oak. (11/2) and recorded 2 tackles.

COLLEGE

Saw action in 52 games during his career at Montana and recorded 293 tackles, 24.5 TFLs and 7.5 sacks. Appeared in 13 games as a senior and led the team with 125 tackles while adding 13.5 TFLs, 5 FFs and 4.0 sacks to earn Second-Team All-Big Sky Conference honors. Started 11 games in 2012 and recorded 107 tackles, 6.5 TFLs, 2.0 sacks, 2 FFs and 1 FR. Appeared in all 14 games as a sophomore and registered 31 tackles, 4.5 TFLs and 1.5 sacks. Red-shirted in 2010. Saw action in 14 games as a freshman and finished with 30 tackles and 2 INTs.

PERSONAL

- Majored in business at Montana.
- Attended Bozeman (MT) HS, where he was an all-state and all-conference selection as a senior in 2009.
- Born Brock Coyle (10/12/90) in Bozeman, MT.

INJURY REPORT

- 2014:** Inactive at KC (11/16) with a glute injury.
- 2015:** Inactive vs. Car. (10/18) with a knee injury. Placed on the Injured Reserve/Designated to Return List on 10/20 with a knee injury. Activated from the Injured Reserve/Designated to Return List on 12/15 after missing 7 games.
- 2016:** Inactive four games [at TB (11/27), vs. Car. (12/4), at GB (12/11) and vs. LAR (12/15)] with a foot injury.

COYLE'S GAME-BY-GAME

2014 (Seattle)

Date	Opp	W/L	P/S	Tot	Sol	Ast	Sk	Yds	Int	Yds	PD	FF	FR	Yds
Sep 4	GB	W	1/0	0	0	0	0.0	0.0	0	0	0	0	0	0
Sep 14	at SD	L	1/0	0	0	0	0.0	0.0	0	0	0	0	0	0
Sep 21	Den	W	1/0	0	0	0	0.0	0.0	0	0	0	0	0	0
Oct 6	at Was	W	1/0	0	0	0	0.0	0.0	0	0	0	0	0	0
Oct 12	Dal	L	1/0	1	1	0	0.0	0.0	0	0	0	0	0	0
Oct 19	at StL	L	1/0	0	0	0	0.0	0.0	0	0	0	0	0	0
Oct 26	at Car	W	1/0	0	0	0	0.0	0.0	0	0	0	0	0	0
Nov 2	Oak	W	1/1	2	1	1	0.0	0.0	0	0	0	0	0	0
Nov 9	NYG	W	1/1	2	1	1	0.0	0.0	0	0	0	0	0	0
Nov 16	at KC	L	–	–	–	–	INACTIVE (Glute)	–	–	–	–	–	–	–
Nov 23	Arz	W	1/0	0	0	0	0.0	0.0	0	0	0	0	0	0
Nov 27	at SF	W	1/0	0	0	0	0.0	0.0	0	0	0	0	0	0
Dec 7	at Phi	W	1/0	0	0	0	0.0	0.0	0	0	0	0	0	0
Dec 14	SF	W	1/0	0	0	0	0.0	0.0	0	0	0	0	0	0
Dec 21	at Arz	W	1/0	1	1	0	0.0	0.0	0	0	0	0	0	0
Dec 28	StL	W	1/0	0	0	0	0.0	0.0	0	0	0	0	0	0
TOTALS			15/2	6	4	2	0.0	0.0	0	0	0	0	0	0

2016 (Seattle)

Date	Opp	W/L	P/S	Tot	Sol	Ast	Sk	Yds	Int	Yds	PD	FF	FR	Yds
Sep 11	Mia	W	1/0	0	0	0	0.0	0.0	0	0	0	0	0	0
Sep 18	at LAR	L	1/0	0	0	0	0.0	0.0	0	0	0	0	0	0
Sep 25	SF	W	1/0	0	0	0	0.0	0.0	0	0	0	0	0	0
Oct 2	at NYJ	W	1/0	0	0	0	0.0	0.0	0	0	0	0	0	0
Oct 16	Atl	W	1/0	0	0	0	0.0	0.0	0	0	0	0	0	0
Oct 23	at Arz	T	1/0	1	1	0	0.0	0.0	0	0	0	0	0	0
Oct 30	at NO	L	1/1	1	1	0	0.0	0.0	0	0	0	0	0	0
Nov 7	Buf	W	1/1	8	4	4	1.0	1.0	0	0	0	0	0	0
Nov 13	at NE	W	1/0	3	1	2	0.0	0.0	0	0	0	0	0	0
Nov 20	Phi	W	1/1	2	0	2	0.0	0.0	0	0	0	0	0	0
Nov 27	at TB	L	–	–	–	–	INACTIVE (Foot)	–	–	–	–	–	–	–
Dec 4	Car	W	–	–	–	–	INACTIVE (Foot)	–	–	–	–	–	–	–
Dec 11	at GB	L	–	–	–	–	INACTIVE (Foot)	–	–	–	–	–	–	–
Dec 15	LAR	W	–	–	–	–	INACTIVE (Foot)	–	–	–	–	–	–	–
Dec 24	Arz	L	1/0	0	0	0	0.0	0.0	0	0	0	0	0	0
Jan 1	at SF	W	1/0	0	0	0	0.0	0.0	0	0	0	0	0	0
TOTALS			12/3	15	7	8	1.0	1.0	0	0	0	0	0	0

2014 Postseason (Seattle)

Date	Opp	W/L	P/S	Tot	Sol	Ast	Sk	Yds	Int	Yds	PD	FF	FR	Yds
Jan 10	Car	W	1/0	0	0	0	0.0	0.0	0	0	0	0	0	0
Jan 18	GB	W	1/0	0	0	0	0.0	0.0	0	0	0	0	0	0
Feb 1	NE	L	1/0	0	0	0	0.0	0.0	0	0	0	0	0	0
TOTALS			3/0	0	0	0	0.0	0.0	0	0	0	0	0	0

2016 Postseason (Seattle)

Date	Opp	W/L	P/S	Tot	Sol	Ast	Sk	Yds	Int	Yds	PD	FF	FR	Yds
Jan 7	Det	W	1/0	0	0	0	0.0	0.0	0	0	0	0	0	0
Jan 14	at Atl	L	1/0	0	0	0	0.0	0.0	0	0	0	0	0	0
TOTALS			2/0	0	0	0	0.0	0.0	0	0	0	0	0	0

2015 (Seattle)

Date	Opp	W/L	P/S	Tot	Sol	Ast	Sk	Yds	Int	Yds	PD	FF	FR	Yds
Sep 13	at StL	L	1/0	0	0	0	0.0	0.0	0	0	0	0	0	0
Sep 20	at GB	L	1/0	0	0	0	0.0	0.0	0	0	0	0	0	0
Sep 27	Chi	W	1/0	0	0	0	0.0	0.0	0	0	0	0	0	0
Oct 5	Det	W	1/0	0	0	0	0.0	0.0	0	0	0	0	0	0
Oct 11	at Cin	L	1/0	0	0	0	0.0	0.0	0	0	0	0	0	0
Oct 18	Car	L	–	–	–	–	INACTIVE (Knee)	–	–	–	–	–	–	–
Oct 22	at SF	W	–	–	–	–	INJURED RESERVE/DESIGNATED FOR RETURN	–	–	–	–	–	–	–
Nov 1	at Dal	W	–	–	–	–	INJURED RESERVE/DESIGNATED FOR RETURN	–	–	–	–	–	–	–
Nov 15	Ari	L	–	–	–	–	INJURED RESERVE/DESIGNATED FOR RETURN	–	–	–	–	–	–	–
Nov 22	SF	W	–	–	–	–	INJURED RESERVE/DESIGNATED FOR RETURN	–	–	–	–	–	–	–
Nov 29	Pit	W	–	–	–	–	INJURED RESERVE/DESIGNATED FOR RETURN	–	–	–	–	–	–	–
Dec 6	at Min	W	–	–	–	–	INJURED RESERVE/DESIGNATED FOR RETURN	–	–	–	–	–	–	–
Dec 13	at Bal	W	–	–	–	–	INJURED RESERVE/DESIGNATED FOR RETURN	–	–	–	–	–	–	–
Dec 20	Cle	W	1/0	0	0	0	0.0	0.0	0	0	0	0	0	0
Dec 27	StL	L	1/0	0	0	0	0.0	0.0	0	0	0	0	0	0
Jan 3	at Ari	W	1/0	3	2	1	0.0	0.0	0	0	0	0	0	0
TOTALS			8/0	3	2	1	0.0	0.0	0	0	0	0	0	0

2015 Postseason (Seattle)

Date	Opp	W/L	P/S	Tot	Sol	Ast	Sk	Yds	Int	Yds	PD	FF	FR	Yds
Jan 10	at Min	W	1/0	0	0	0	0.0	0.0	0	0	0	0	0	0
Jan 17	at Car	L	1/0	0	0	0	0.0	0.0	0	0	0	0	0	0
TOTALS			2/0	0	0	0	0.0	0.0	0	0	0	0	0	0



WILL DAVIS

4

CB » 5-11 » 180 » UTAH STATE

5.8.90 » SPOKANE, WA » CENTRAL VALLEY HS, SPOKANE VALLEY, WA » 5TH YEAR » ACQUIRED FA IN '17

GOLDMINE

- Davis only played football for one season at Central Valley (Spokane Valley, WA) HS. After enrolling at Western Washington to continue his football career, the football program was cut during his redshirt freshman season. Davis then spent one season at De Anza (CA) College before transferring to Utah State for his junior and senior seasons.
- In his free time, Davis is passionate about traveling and photography. With his girlfriend, Lisa Mason, an Olympic gymnast from the United Kingdom, he has traveled to London, Paris and Switzerland, taking photos with his favorite camera along the way.

DAVIS' GOLDEN NUGGETS

- Originally a 3rd-round (93rd overall) draft choice by Miami in 2013, he excelled at the NFL Draft Combine, ranking first among defensive backs in the 3-cone drill (6.52 seconds) and third in the 20-yard shuttle (4.02 seconds).
- Served as Associated Student Body President at Central Valley High School and was a Diversity "DREAM" award honoree in 2007-08.

DAVIS' CAREER STATISTICS

YEAR	TEAM	GP	GS	TACKLES				YDS	INT	INTERCEPTIONS				FUMBLES		
				TOT	SOL	AST	SACKS			YDS	LG	TD	PD	FF	FR	YDS
2013	MIA	5	0	8	8	0	0.0	0.0	0	0	–	0	0	0	0	0
2014	MIA	10	0	12	11	1	0.0	0.0	0	0	–	0	3	0	0	0
2015	MIA/BAL	2	0	1	1	0	0.0	0.0	0	0	–	0	1	0	0	0
2016	BAL	3	0	4	1	3	0.0	0.0	1	0	0	0	1	0	0	0
TOTALS		20	0	25	21	4	0.0	0.0	1	0	0	0	5	0	0	0

Additional Statistics:

Special Teams Tackles – 5: 2014 (5)

Milestones:

NFL Debut: vs. Atl. (9/22/13); First INT: at NYG (10/16/16 – QB Eli Manning)

DAVIS' CAREER HIGHS

Total Tackles: 7 vs. NE (12/15/13)

Solo: 7 vs. NE (12/15/13)

Assists: 3 at NYG (10/16/16)

Passes Defensed: 1 (5 times) at NYG (10/16/16)

Interceptions: 1 at NYG (10/16/16)

DAVIS' TRANSACTIONS

Originally a 3rd-round (93rd overall) draft choice by Mia. in 2013...Placed on the Injured Reserve List on 11/15/14...Traded to Bal. on 9/21/15...Placed on the Injured Reserve List on 10/13/15...Waived by Bal. on 11/4/16...Signed to a one-year deal with SF on 6/1/17.

2016 (BALTIMORE)

- Saw action in 4 games and totaled 4 tackles, 1 PD and 1 INT before being waived on 11/4.
- Notched 4 tackles, 1 PD and his first career INT at NYG (10/16), intercepting New York Giants QB Eli Manning.

2015 (MIAMI/BALTIMORE)

- Was inactive for the first two games of the season with Miami before being traded to Baltimore on 9/21.
- Saw action in 2 games and registered 1 tackle before being placed on the Injured Reserve List on 10/13 with a knee injury.

2014 (MIAMI)

- Saw action in 10 games and recorded 12 tackles and 3 PDs on defense while adding 5 tackles on special teams.
- Registered a season-high 5 tackles and 1 PD at Oak. (9/28).
- Was placed on the Injured Reserve List on 11/15.

2013 (MIAMI)

- Appeared in 5 games as a rookie and totaled 8 solo tackles.
- Registered a career-high 7 tackles vs. NE (12/15).

COLLEGE

Played in 26 games (18 starts) during his two-year career at Utah State and registered 99 tackles (67 solo), 28 PDs, 8.0 TFLs and 5 INTs. Started all 13 games in 2012 and totaled 64 tackles, 22 PDs, 4.5 TFLs and 5 INTs, returning 1 for a TD, to earn First-Team All-WAC honors. Recorded an INT in five-straight games, which was the longest streak by a USU player since 1973. As a junior in 2011, saw action in 13 games (5 starts) and recorded 35 tackles, 6 PDs and 3.5 TFLs. In 2010, attended De Anza (CA) College, where he earned First-Team All-Golden Gate Conference and First-Team All-State honors after registering 38 tackles, 8 PDs and 8 INTs, returning 2 for TDs. Originally enrolled at Western Washington University, but the football program was cut during his redshirt-freshman season.

PERSONAL

- Majored in interdisciplinary studies.
- Attended Central Valley (Spokane Valley, WA) HS, where he recorded 33 tackles, 7 INTs, 2 FFs and 1 FR in his only season of football to earn second-team all-Greater Spokane League honors.
- While at Central Valley, earned three letters in basketball and four in track. As a senior, was an honorable mention all-league honoree and team MVP in basketball and placed third in the triple jump at the state track meet.
- Son of Shon Davis and Francis Watkins.
- Born Will Donald Davis (5/8/90) in Torrence, CA.

INJURY REPORT

- 2013:** Inactive at Cle. (9/8) and at Ind. (9/15) with a toe injury.
- 2014:** Placed on the Injured Reserve List on 11/15 with a knee injury.
- 2015:** Placed on the Injured Reserve List on 10/13 with a knee injury.

DAVIS' GAME-BY-GAME

2013 (Miami)

Date	Opp	W/L	P/S	Tot	Sol	Ast	Sk	Yds	Int	Yds	PD	FF	FR	Yds
Sep 8	at Cle	W	-	-	INACTIVE (Toe)									
Sep 15	at Ind	W	-	-	INACTIVE (Toe)									
Sep 22	Atl	W	1/0	0	0	0	0.0	0.0	0	0	0	0	0	0
Sep 30	at NO	L	-	-	INACTIVE									
Oct 6	Bal	L	-	-	INACTIVE									
Oct 20	Buf	L	-	-	INACTIVE									
Oct 27	at NE	L	-	-	INACTIVE									
Oct 31	Cin	W	-	-	INACTIVE									
Nov 11	at TB	L	-	-	INACTIVE									
Nov 17	SD	W	-	-	INACTIVE									
Nov 24	Car	L	1/0	0	0	0	0.0	0.0	0	0	0	0	0	0
Dec 1	at NYJ	W	1/0	1	1	0	0.0	0.0	0	0	0	0	0	0
Dec 8	at Pit	W	-	-	INACTIVE									
Dec 15	NE	W	1/0	7	7	0	0.0	0.0	0	0	0	0	0	0
Dec 22	at Buf	L	1/0	0	0	0	0.0	0.0	0	0	0	0	0	0
Dec 29	NYJ	L	-	-	INACTIVE									
TOTALS			5/0	8	8	0	0.0	0.0	0	0	0	0	0	0

2014 (Miami)

Date	Opp	W/L	P/S	Tot	Sol	Ast	Sk	Yds	Int	Yds	PD	FF	FR	Yds
Sep 7	NE	W	1/0	4	3	1	0.0	0.0	0	0	1	0	0	0
Sep 14	at Buf	L	1/0	2	2	0	0.0	0.0	0	0	1	0	0	0
Sep 21	KC	L	1/0	1	1	0	0.0	0.0	0	0	0	0	0	0
Sep 28	at Oak	W	1/0	5	5	0	0.0	0.0	0	0	1	0	0	0
Oct 12	GB	L	1/0	0	0	0	0.0	0.0	0	0	0	0	0	0
Oct 19	at Chi	W	1/0	0	0	0	0.0	0.0	0	0	0	0	0	0
Oct 26	at Jax	W	1/0	0	0	0	0.0	0.0	0	0	0	0	0	0
Nov 2	SD	W	1/0	0	0	0	0.0	0.0	0	0	0	0	0	0
Nov 9	at Det	L	1/0	0	0	0	0.0	0.0	0	0	0	0	0	0
Nov 13	Buf	W	1/0	0	0	0	0.0	0.0	0	0	0	0	0	0
PLACED ON INJURED RESERVE (Knee) ON 11/15														
TOTALS			10/0	12	11	1	0.0	0.0	0	0	3	0	0	0

2015 (Miami/Baltimore)

Date	Opp	W/L	P/S	Tot	Sol	Ast	Sk	Yds	Int	Yds	PD	FF	FR	Yds
Sep 13	at Was	W	-	-	INACTIVE									
Sep 20	at Jax	L	-	-	INACTIVE									
TRADED TO BAL ON 9/21														
Oct 1	at Pit	W	1/0	1	1	0	0.0	0.0	0	0	1	0	0	0
Oct 11	Cle	L	1/0	0	0	0	0.0	0.0	0	0	0	0	0	0
PLACED ON INJURED RESERVE (Knee) ON 10/13														
TOTALS			2/0	1	1	0	0.0	0.0	0	0	1	0	0	0
2016 (Baltimore)														
Date	Opp	W/L	P/S	Tot	Sol	Ast	Sk	Yds	Int	Yds	PD	FF	FR	Yds
Sep 11	Buf	W	-	-	INACTIVE									
Sep 18	at Cle	W	-	-	INACTIVE									
Sep 25	at Jax	W	-	-	INACTIVE									
Oct 2	Oak	L	-	-	INACTIVE									
Oct 9	Was	L	1/0	0	0	0	0.0	0.0	0	0	0	0	0	0
Oct 16	at NYG	L	1/0	4	1	3	0.0	0.0	1	0	1	0	0	0
Oct 23	at NYJ	L	1/0	0	0	0	0.0	0.0	0	0	0	0	0	0
WAIVED BY BAL ON 11/4														
TOTALS			3/0	4	1	3	0.0	0.0	1	0	1	0	0	0



QUINTON DIAL

92

NT » 6-5 » 318 » ALABAMA

7.21.90 » CLAY, AL » CLAY-CHALKVILLE HS, CLAY, AL » 5TH YEAR » ACQUIRED D-5 IN '13

AWARDS & HONORS

2015: 49ers Community Relations Veteran Service Award

2016: 49ers Community Relations Veteran Service Award

GOLDMINE

- Dial started his own foundation called the QD92 Foundation in 2014, with the mission to show love and support to underprivileged kids today so they will have the best opportunity to be our leaders of tomorrow. "Growing up back in Alabama and just knowing what it's like not to have a gift on Christmas, not knowing when I'm eating my next meal, not having that family bond that a kid should have, I know what that feeling is like. It's not a good feeling," said Dial. "So, I created this organization just trying to fill the void for those kids, be a mentor to them and just try to do anything positive that I can for them, trying to be a positive impact on these kid's lives." For more information on the QD92 Foundation, visit www.facebook.com/QD92Foundation/.



- Dial connected with Alex Fernandez, a 20-year-old 49ers fan who lost his battle with brain cancer in July of 2015. One of the things that Fernandez wanted to do before he passed was to see a 49ers game at Levi's Stadium. Through "QD Kids," Dial sent Fernandez a package consisting of 49ers items: A team blanket, jerseys from QB Colin Kaepernick and LB Patrick Willis, an autographed football, hats and a poster. Dial included a signed jersey of his own and also included a video message for Fernandez. After he passed, Dial said on Twitter, "I want Alex Fernandez to know that he has made a difference in my life by sharing his story," Dial wrote. "He is my hero, and people like him encourage me to continue our work through our non-profit QD Kids. I lead this non-profit in order to make 'moments' count for all children and adults who are combating challenges in their life. My first game is going to be dedicated to him for being a brave hero and for making a difference in the lives of others."

DIAL'S GOLDEN NUGGETS

- Started the QD92 Foundation in 2014, whose mission is to support underprivileged kids today so that they can become the leaders of tomorrow.
- Earned his first career NFL start at NYG (11/16/14) and first career sack at NO (11/9/14) during the 2014 season.
- Dial's mother passed away when he was 10. His father fell on difficult times, ultimately unable to support him any longer and he was brought in by the families of his church.

GOLDMINE (CONTINUED)

- Dial and the QD92 Foundation were very active during the Holiday Season in 2016. Along with teammates Glenn Dorsey and Mike Purcell, Dial hosted a dinner for women who are battling Breast Cancer. Additionally, Dial took youths from the Bill Wilson Center on a shopping spree at the Levi's Store.
- In 2015, Dial was very active during the offseason. He spent time at the Bill Wilson Center with underprivileged youth, participated in a Special Olympics basketball game and helped a terminal cancer patient check 'attending a 49ers game' off his bucket list by visiting him in the hospital and supplying him with a bunch of 49ers gear.
- As an event for "QD Kids," Dial helped organize a fundraiser called "Bowling 4 Backpacks" in July of 2015. All of the proceeds from the event went directly to buying school supplies and backpacks for kids in need.
- Dial's church family has played a major role in his life and has positively impacted him, making him the man he is today. "They have supported me a lot throughout the years," said Dial. "They encouraged me and prayed with me. I would say my church family is my biggest supporter that I have right now and has helped me to get where I am today."

DIAL'S CAREER STATISTICS

YEAR	TEAM	GP	GS	TACKLES					INTERCEPTIONS					FUMBLES			
				TOT	SOL	AST	SACKS	YDS	INT	YDS	LG	TD	PD	FF	FR	YDS	
2013	SF	3	0	2	1	1	0.0	0.0	0	0	-	0	0	0	0	0	0
2014	SF	14	6	57	28	29	2.0	7.0	0	0	-	0	1	0	0	0	
2015	SF	15	15	73	47	26	2.5	14.5	0	0	-	0	1	0	0	0	
2016	SF	14	11	43	32	11	0.0	0.0	0	0	-	0	2	0	0	0	
TOTALS		46	32	175	108	67	4.5	21.5	0	0	-	0	4	0	0	0	

PLAYOFFS

YEAR	TEAM	GP	GS	TACKLES					INTERCEPTIONS					FUMBLES		
				TOT	SOL	AST	SACKS	YDS	INT	YDS	LG	TD	PD	FF	FR	YDS
2013	SF	0	0	0	0	0	0.0	0.0	0	0	-	0	0	0	0	0
TOTALS		0	0	0	0	0	0.0	0.0	0	0	-	0	0	0	0	0

Additional Statistics:

Blocked Field Goal – 2: 2015 (2)

Milestones:

NFL Debut: at Ten. (10/20/13); First Start: at NYG (11/16/14); First Career Sack: at NO (11/9/14); First Blocked FG: at StL (11/1/15 – K Greg Zuerlein)

DIAL'S CAREER HIGHS

Total Tackles: 12 vs. Sea. (11/27/14)

Solo: 7 (2 times) Last at Chi. (12/6/15)

Assists: 5 (3 times) at NYG (10/11/15)

Sacks: 1.0 (3 times) Last vs. Sea. (10/22/15)

Passes Defensed: 1 (4 times) Last vs. NE (11/20/16)

DIAL'S TRANSACTIONS

Originally a 5th-round (157th overall) draft choice by SF in 2013...Placed on the Reserve/Non-Football Injury List on 8/27/13...Activated from the Reserve/Non-Football Injury List on 10/19/13...Signed a three-year extension through 2019 on 2/24/16.

2016

- Appeared in 14 games (11 starts) and recorded 43 tackles and 2 PDs.
- Part of a 49ers defense that allowed 177 net yds. (99 rush, 78 pass) at LAR (12/24), the fewest given up by the 49ers defense in a single game since 11/19/12 vs. Chi. (143; 85 rush, 58 pass).

2015

- Started a career-high 15 games and set career highs with 73 tackles and 2.5 sacks.
- According to Gamebook statistics, Dial recorded 59 tackles, ranking 3rd in the NFL among defensive tackles in 2015 [Aaron Donald, StL - 69; Ndamukong Suh, Mia. - 61].
- Recorded the first blocked kick of his career at StL (11/1), blocking a 40-yd. FGA by Rams K Greg Zuerlein.
- Part of a defensive line unit that held the Falcons to 17 yds. rushing on 14 carries (1.2 avg.) vs. Atl. (11/8). This marked the 4th fewest rushing yds. allowed in a game by the 49ers since 2001.
- Registered 1.0 sack and his second blocked kick of the season at Cle. (12/13), blocking a 42-yd. FGA by Browns K Travis Coons. According to Elias, Dial became the first member of the 49ers to register 2 blocked FGs in the same season since DE Lawrence Pillers blocked 2 FGs in 1983.

2014

- Appeared in 14 games (6 starts) and recorded 57 tackles and 2.0 sacks.
- Registered his first career sack at NO (11/9), dropping Saints QB Drew Brees for a 5-yd. loss.
- Registered a career-high 12 tackles vs. Sea. (11/27).

2013

- Made his NFL debut and registered his first career tackle at Ten. (10/20).

COLLEGE

Played in 25 games for the Crimson Tide and registered 45 tackles, 2.5 sacks and 7.5 TFLs. As a senior, played in 13 games and notched 21 tackles, 1.5 sacks and 4.5 TFLs. During his junior year, played in 12 games tallying 1.0 sack, 3 TFLs and 24 tackles. Attended East Mississippi Community College where he was a standout at nose guard. As a freshman at EMCC, made 24 tackles with 3.0 sacks.

PERSONAL

- Attended Clay-Chalkville (Clay, AL) HS and was rated the 33rd-best defensive tackle in the nation by Rivals.com.
- As a senior, was a member of the Alabama Sports Writers Association's Super 12 team, named first-team all-state and was the 2008 ASWA's 6A Defensive Lineman of the Year.
- Bagged groceries and pushed carts at his local grocery store growing up. He also worked as a cook at a barbecue restaurant and cut grass to try to make some extra money.
- Was named second-team all-state by *The Birmingham News*.
- Born Quinton Dial (7/21/90) in Pinson, AL.

INJURY REPORT

2013: Inactive vs. Car. (11/10) with an ankle injury.

2015: Inactive vs. StL (1/3/16) with a back injury.

2016: Inactive at Mia. (11/27/16) with knee and neck injuries. Inactive vs. NYJ (12/11) with an elbow injury.

DIAL'S GAME-BY-GAME

2013												
Date	Opp	W/L	P/S	Tot	Sol	Ast	Sk	Yds	Int	Yds	PD	FF FR Yds
Sep 8	GB	W	-	-	-	-	RESERVE/NFI	-	-	-	-	-
Sep 15	at Sea	L	-	-	-	-	RESERVE/NFI	-	-	-	-	-
Sep 22	Ind	L	-	-	-	-	RESERVE/NFI	-	-	-	-	-
Sep 26	at StL	W	-	-	-	-	RESERVE/NFI	-	-	-	-	-
Oct 6	Hou	W	-	-	-	-	RESERVE/NFI	-	-	-	-	-
Oct 13	Arz	W	-	-	-	-	RESERVE/NFI	-	-	-	-	-
Oct 20	at Ten	W	1/0	1	0	1	0.0 0.0	0	0	0	0	0
Oct 27	at Jax	W	1/0	1	1	0	0.0 0.0	0	0	0	0	0
Nov 10	Car	L	-	-	-	-	INACTIVE (Ankle)	-	-	-	-	-
Nov 17	at NO	L	-	-	-	-	DID NOT PLAY	-	-	-	-	-
Nov 25	at Was	W	1/0	0	0	0	0.0 0.0	0	0	0	0	0
Dec 1	StL	W	-	-	-	-	INACTIVE	-	-	-	-	-
Dec 8	Sea	W	-	-	-	-	INACTIVE	-	-	-	-	-
Dec 15	at TB	W	-	-	-	-	INACTIVE	-	-	-	-	-
Dec 23	Atl	W	-	-	-	-	INACTIVE	-	-	-	-	-
Dec 29	at Arz	W	-	-	-	-	INACTIVE	-	-	-	-	-
TOTALS			3/0	2	1	1	0.0 0.0	0	0	0	0	0 0 0

2015												
Date	Opp	W/L	P/S	Tot	Sol	Ast	Sk	Yds	Int	Yds	PD	FF FR Yds
Sep 14	Min	W	1/1	2	1	1	0.0 0.0	0	0	0	0	0
Sep 20	at Pit	L	1/1	2	2	0	0.0 0.0	0	0	0	0	0
Sep 27	at Arz	L	1/1	3	3	0	0.0 0.0	0	0	0	0	0
Oct 4	GB	L	1/1	5	4	1	0.0 0.0	0	0	0	0	0
Oct 11	at NYG	L	1/1	7	2	5	0.0 0.0	0	0	0	0	0
Oct 18	Bal	W	1/1	6	3	3	0.0 0.0	0	0	0	0	0
Oct 22	Sea	L	1/1	3	2	1	1.0 2.0	0	0	0	0	0
Oct 29	at StL	L	1/1	7	6	1	0.0 0.0	0	0	0	0	0
Nov 8	Atl	W	1/1	1	1	0	0.0 0.0	0	0	0	0	0
Nov 22	at Sea	L	1/1	7	4	3	0.5 1.5	0	0	0	0	0
Nov 29	Arz	L	1/1	2	2	0	0.0 0.0	0	0	0	0	0
Dec 6	at Chi	W	1/1	9	7	2	0.0 0.0	0	0	1	0	0
Dec 13	at Cle	L	1/1	4	2	2	1.0 11.0	0	0	0	0	0
Dec 20	Cin	L	1/1	9	5	4	0.0 0.0	0	0	0	0	0
Dec 27	at Det	L	1/1	6	3	3	0.0 0.0	0	0	0	0	0
Jan 3	StL	W	-	-	-	-	INACTIVE (Back)	-	-	-	-	-
TOTALS			15/15	73	47	26	2.5 14.5	0	0	1	0	0 0 0

2013 Postseason												
Date	Opp	W/L	P/S	Tot	Sol	Ast	Sk	Yds	Int	Yds	PD	FF FR Yds
Jan 5	at GB	W	-	-	-	-	INACTIVE	-	-	-	-	-
Jan 12	at Car	W	-	-	-	-	INACTIVE	-	-	-	-	-
Jan 19	at Sea	L	-	-	-	-	INACTIVE	-	-	-	-	-
TOTALS			0/0	0	0	0	0.0 0.0	0	0	0	0	0 0 0

2016												
Date	Opp	W/L	P/S	Tot	Sol	Ast	Sk	Yds	Int	Yds	PD	FF FR Yds
Sep 12	LAR	W	1/1	5	4	1	0.0 0.0	0	0	1	0	0
Sep 18	at Car	L	1/1	4	2	2	0.0 0.0	0	0	0	0	0
Sep 25	at Sea	L	1/1	2	1	1	0.0 0.0	0	0	0	0	0
Oct 2	Dal	L	1/1	2	2	0	0.0 0.0	0	0	0	0	0
Oct 6	Arz	L	1/1	7	5	2	0.0 0.0	0	0	0	0	0
Oct 16	at Buf	L	1/1	2	1	1	0.0 0.0	0	0	0	0	0
Oct 23	TB	L	1/1	2	1	1	0.0 0.0	0	0	0	0	0
Nov 6	NO	L	1/1	5	4	1	0.0 0.0	0	0	0	0	0
Nov 13	at Arz	L	1/1	2	2	0	0.0 0.0	0	0	0	0	0
Nov 20	NE	L	1/1	4	3	1	0.0 0.0	0	0	1	0	0
Nov 27	at Mia	L	-	-	-	-	INACTIVE (Knee/Neck)	-	-	-	-	-
Dec 4	at Chi	L	1/0	2	2	0	0.0 0.0	0	0	0	0	0
Dec 11	NYJ	L	-	-	-	-	INACTIVE (Elbow)	-	-	-	-	-
Dec 18	at Atl	L	1/0	2	2	0	0.0 0.0	0	0	0	0	0
Dec 24	at LAR	W	1/1	4	3	1	0.0 0.0	0	0	0	0	0
Jan 1	Sea	L	1/0	0	0	0	0.0 0.0	0	0	0	0	0
TOTALS			14/11	43	32	11	0.0 0.0	0	0	2	0	0 0 0

2014												
Date	Opp	W/L	P/S	Tot	Sol	Ast	Sk	Yds	Int	Yds	PD	FF FR Yds
Sep 7	at Dal	W	-	-	-	-	INACTIVE	-	-	-	-	-
Sep 14	Chi	L	1/0	1	1	0	0.0 0.0	0	0	0	0	0
Sep 21	at Arz	L	1/0	1	0	1	0.0 0.0	0	0	0	0	0
Sep 28	Phi	W	1/0	1	0	1	0.0 0.0	0	0	0	0	0
Oct 5	KC	W	1/0	0	0	0	0.0 0.0	0	0	0	0	0
Oct 13	at StL	W	-	-	-	-	INACTIVE	-	-	-	-	-
Oct 19	at Den	L	1/0	3	1	2	0.0 0.0	0	0	0	0	0
Nov 2	StL	L	1/0	1	0	1	0.0 0.0	0	0	0	0	0
Nov 9	at NO	W	1/0	6	4	2	1.0 5.0	0	0	1	0	0
Nov 16	at NYG	W	1/1	4	0	4	0.0 0.0	0	0	0	0	0
Nov 23	Was	W	1/1	3	0	3	0.0 0.0	0	0	0	0	0
Nov 27	Sea	L	1/1	12	7	5	0.0 0.0	0	0	0	0	0
Dec 7	at Oak	L	1/1	7	3	4	0.0 0.0	0	0	0	0	0
Dec 14	at Sea	L	1/1	10	5	5	0.0 0.0	0	0	0	0	0
Dec 20	SD	L	1/0	7	6	1	1.0 2.0	0	0	0	0	0
Dec 28	Arz	W	1/1	1	1	0	0.0 0.0	0	0	0	0	0
TOTALS			14/6	57	28	29	2.0 7.0	0	0	1	0	0 0 0



ELVIS DUMERVIL

58

LB » 5-11 » 250 » LOUISVILLE

1.19.84 » MIAMI, FL » JACKSON HS, MIAMI, FL » 11TH YEAR » ACQUIRED FA IN '17

AWARDS & HONORS

- 2007:** AFC Defensive Player of the Week (Week 14)
- 2008:** AFC Defensive Player of the Week (Week 14)
- 2009:** AFC Pro Bowl, AP First-Team All-Pro, *ESPN.com* First-Team All-Pro, *The Sporting News* First-Team All-Pro, *Pro Football Weekly*/PFWA First-Team All-Pro, NFL Alumni Pass Rusher of the Year, Darrent Williams Good Guy Award from Denver media
- 2011:** AFC Pro Bowl, Broncos Ed Block Courage Award Recipient
- 2012:** AFC Pro Bowl
- 2014:** Pro Bowl, AP First-Team All-Pro, AFC Defensive Player of the Week (Week 14)
- 2015:** Pro Bowl



DUMERVIL'S GOLDEN NUGGETS

- His last name is pronounced DOOM-ur-ville.
- Since entering the NFL in 2006, Dumervil leads all active players with 31 multi-sack performances and ranks second with 99.0 total sacks.
- Won the Bronko Nagurski Award winner as the nation's top defensive player as a senior at Louisville in 2005. He was inducted into the Louisville Ring of Honor in November of 2015.
- Has been active in the community throughout his life in Miami (African American Group Foundation), Louisville (Second Chance Opportunity Center), Denver (Open Door Youth Gang Alternatives and American Group Home) and Baltimore (Helping Up Mission Coat Distribution) along with team initiatives.
- Was born to parents from Haiti and raised in "Little Haiti" in Miami, a transplant of the Caribbean culture.

CAREER HIGHLIGHTS

- Since entering the NFL in 2006, Dumervil's 99.0 career sacks ranks second among all active players. Additionally since entering the league, he has totaled 31 games with 1.5-or-more sacks, the most multiple-sack games among active players.

MOST SACKS SINCE 2006, ACTIVE PLAYERS

Player	Sacks
1. Julius Peppers	103.0
2. Elvis Dumervil	99.0
3. Mario Williams	97.5
4. Tamba Hali	89.5
5. Trent Cole	85.5

MOST MULTI-SACK GAMES SINCE 2006 (ACTIVE)

Player	Games
1. Elvis Dumervil	31
2. Julius Peppers	25
3. J.J. Watt	24
4t. Cameron Wake	20
Tamba Hali	20

- As a member of the Baltimore Ravens in 2014, Dumervil established with Ravens single-season sack record by tying his career high of 17.0 sacks, surpassing the mark set by LB Peter Boulware in 2001 (15.0 sacks).
- As a member of the Denver Broncos in 2009, Dumervil led the NFL and established the Broncos franchise record with a career-high 17.0 sacks (since broken by LB Von Miller - 18.5 in 2012), eclipsing the previous record set by LB Simon Fletcher (16.0 sacks) in 1992. He was the Broncos sack leader in four of his six playing seasons in Denver and the first player in Broncos history to lead the NFL in sacks.
- With an NFL-best 17.0 sacks in 2009, Dumervil joined DE Dwight Freeney as one of two players to win a sack title at both the NCAA-FBS and NFL levels.
- With Denver, recorded a career-high and Denver franchise record 4.0 sacks at Cle. (9/20/09), taking down Browns QB Brady Quinn four times.

MOST SACKS, 2009 SEASON

Player	Sacks
1. Elvis Dumervil (Den.)	17.0
2. Jared Allen (Min.)	14.5
3t. LaMarr Woodley (Pit.)	13.5
Dwight Freeney (Ind.)	13.5
5. Will Smith (NO)	13.0

GOLDMINE

- In 2016, Dumervil partnered with New Story, a San Francisco non-profit, to pledge the funding for the building of 58 new homes in areas of Haiti recovering from the 2010 earthquake. "It was a special experience to give back and visit where my family is from," he said. "Watching families move in after being homeless for six-plus years was incredible." As one of more than 50 NFL players of Haitian descent or were Haitian born, Dumervil plans to expand the community to over 250 homes funded by NFL players and corporate partners.



- Throughout his career in Denver, Dumervil worked with, made appearances at and helped fundraise for Open Door Youth Gang Alternatives, the oldest anti-gang program in the Denver Metropolitan Area. He spoke to and encouraged children to follow their dreams with discipline and focus while maintaining a caring and respectful attitude towards others. Dumervil acted as a celebrity bartender at a Denver bar with tips and proceeds benefitting the program. "I used to be one of these kids coming to the park and trying to do some after school programs to stay [off] the streets and stay out of trouble. So I think this is just a great deal. I think a place like this, an atmosphere, this time of brother-sisterhood can help kids at this age prosper."

DUMERVIL'S CAREER STATISTICS

YEAR	TEAM	GP	GS	TACKLES					INTERCEPTIONS					FUMBLES		
				TOT	SOL	AST	SACKS	YDS	INT	YDS	LG	TD	PD	FF	FR	YDS
2006	DEN	13	0	19	15	4	8.5	56.5	0	0	–	0	1	1	3	13
2007	DEN	16	16	56	43	13	12.5	62.5	1	27	27	0	4	4	3	0
2008	DEN	16	15	44	30	14	5.0	35.0	0	0	–	0	0	1	1	0
2009	DEN	16	14	49	42	7	17.0	88.5	0	0	–	0	3	4	1	0
2010	DEN	–	–	–	INJURED RESERVE (Pectoral)			–	–	–	–	–	–	–	–	–
2011	DEN	14	14	42	31	11	9.5	63.0	0	0	–	0	1	0	1	0
2012	DEN	16	16	54	32	22	11.0	83.0	0	0	–	0	1	6	0	0
2013	BAL	15	3	31	18	13	9.5	64.0	0	0	–	0	2	2	0	0
2014	BAL	16	2	35	24	11	17.0	127.5	0	0	–	0	1	2	1	0
2015	BAL	16	16	48	29	19	6.0	33.0	0	0	–	0	1	1	2	0
2016	BAL	8	3	11	9	2	3.0	24.0	0	0	–	0	0	2	1	0
TOTALS		146	99	389	273	116	99.0	637.0	1	27	27	0	14	23	13	13

PLAYOFFS

YEAR	TEAM	GP	GS	TACKLES					INTERCEPTIONS					FUMBLES		
				TOT	SOL	AST	SACKS	YDS	INT	YDS	LG	TD	PD	FF	FR	YDS
2011	DEN	2	2	3	2	1	1.0	11.0	0	0	–	0	0	1	0	0
2012	DEN	1	1	3	2	1	0.5	3.5	0	0	–	0	0	0	0	0
2014	BAL	2	0	3	3	0	2.0	18.0	0	0	–	0	0	0	0	0
TOTALS		5	3	9	7	2	3.5	32.5	0	0	–	0	0	1	0	0

Milestones:

NFL Debut: vs. Bal. (10/9/06); **First Start:** at Buf. (9/7/07); **First Sack:** vs. Oak. (10/15/06 – QB Andrew Walter); **First INT:** at Buf. (9/9/07 – QB J.P. Losman); **First FF:** vs. Cin. (12/24/06 – QB Carson Palmer); **First FR:** at Cle. (10/22/06 – RB Reuben Droughns); **First Multi-Sack Game:** vs. Oak. (10/15/06 – 2.0; QB Andrew Walter); **Multi-Sack Games:** 31, Last at Cle. (11/30/15 – 1.5; QB Josh McCown & QB Austin Davis)

DUMERVIL'S CAREER HIGHS

Total Tackles: Regular Season – 8 (2 times) Last vs. KC (1/1/12); Postseason – 3 (2 times) Last at Pit. (1/3/15)
Solo: Regular Season – 7 vs. Cle (9/20/09); Postseason – 3 at Pit. (1/3/15)
Assists: Regular Season – 7 at NE (10/7/12); Postseason – 1 (2 times) Last vs. Bal. (1/2/13)
Sacks: Regular Season – 4.0 vs. Cle (9/20/09); Postseason – 2.0 at Pit. (1/3/15)

Interceptions: Regular Season – 1 at Buf. (9/9/07)
Passes Defensed: Regular Season – 1 (14 times) Last vs. Jax. (11/15/15)
Forced Fumbles: Regular Season – 2 (2 times) Last vs. GB (10/13/13); Postseason – 1 vs. Pit. (1/8/12)
Fumble Recoveries: Regular Season – 2 vs. Min. (12/30/07)

DUMERVIL'S TRANSACTIONS

Originally a 4th-round (126th overall) draft choice by Den. in 2006...Re-signed with Den. on a one-year deal on 5/18/10...Signed a six-year extension with Den. on 7/23/10...Placed on the Injured Reserve List on 9/4/10...Released by Den. on 3/15/13...Signed a five-year deal with Bal. on 3/26/13...Released by Bal. on 3/8/17...Signed a two-year deal with SF on 6/5/17.

2016 (BALTIMORE)

- Saw action in 8 games (3 starts) and totaled 11 tackles, 3.0 sacks, 2 FF and 1 FR.
- Registered 1.0 sack, 1 FF and 1 FR vs. Cin. (11/27), strip-sacking Bengals QB Andy Dalton for a 5-yd. loss and recovering an aborted snap.
- Notched 1.0 sack and 1 FF vs. Phi. (12/18), strip-sacking Eagles QB Carson Wentz for an 11-yd. loss.

2015 (BALTIMORE)

- Started all 16 games for the third time in his career and recorded 48 tackles, a team-high 6.0 sacks, 2 FR and 1 FF.
- Totaled a season-high 6 tackles and 1.0 sack at Pit. (10/1), taking down Steelers QB Mike Vick for a 6-yd. loss.
- Notched a season-best 2.0 sacks and 1 PD vs. Jax. (11/15), bringing down Jaguars QB Blake Bortles twice for a total of 10 yds.

2014 (BALTIMORE)

- Appeared in all 16 games (2 starts) and totaled a Ravens franchise record and career-high tying 17.0 sacks (3rd most in the NFL). Also registered 35 tackles, 2 FF, 1 FR and 1 PD.
- Notched 2.0 sacks vs. Pit. (9/11), taking down Steelers QB Ben Roethlisberger twice for a total of 15 yds.
- Recorded 2.0 sacks and 1 FR vs. Atl. (10/19), bringings down Falcons QB Matt Ryan for losses of 8 and 12-yds.
- Registered a season-high 5 tackles and 2.5 sacks vs. Ten. (11/9), sacking Titans QB Zach Mettenberger for a total of 18 yds.
- Totaled 3 tackles and 2.0 sacks at NO (11/24), twice bringing down Saints QB Drew Brees for a total of 9 yds.
- Earned AFC Defensive Player of the Week honors (Week 14) at Mia. (12/7) after recording 4 tackles, 3.5 sacks and 1 FF. It marked his 5th career game with 3.0-or-more sacks.
- Registered 3 tackles and 2.0 sacks at Pit. (1/3/15 - AFC-W), twice taking down Steelers QB Ben Roethlisberger for a total of 18 yds.

2013 (BALTIMORE)

- Appeared in 15 games (3 starts) and recorded 31 tackles, 9.5 sacks, 2 PDs and 2 FFs.
- Making his Ravens debut at Den. (9/5), taking down Broncos QB Peyton Manning for a 7-yd. loss.
- Recorded 2.0 sacks and a career-high tying 2 FFs vs. GB (10/13), notching two strip-sacks of Packers QB Aaron Rodgers.
- Appeared in his 100th career game, totaled a season-high 3.0 sacks vs. Cin. (11/10). It marked his 4th career game with 3.0-or-more sacks.

2012 (DENVER)

- Started all 16 games for the second time in his career and registered 54 tackles, finished second on the team with 11.0 sacks and tied for the team lead with 6 FFs.
- Sacked Falcons QB Matt Schaub in the end zone at Atl. (9/17), marking his first career safety.
- Recorded a strip-sack in three consecutive games, taking down and knocking the ball loose from Raiders QB Carson Palmer vs. Oak. (9/20), Patriots QB Tom Brady at NE (10/7) and Chargers QB Philip Rivers at SD (10/15).
- Registered his career-high 6th FF vs. SD (11/18), strip-sacking Chargers QB Philip Rivers for a 5-yd. loss.
- Started the team's lone playoff game vs. Bal. (1/12/13 - AFC-D), notching 3 tackles and 0.5 sack.

2011 (DENVER)

- Started al 14 games in which he appeared and totaled 42 tackles, 9.5 sacks, 1 PD and 1 FR.
- Recorded at least 0.5 sacks in a career-best 8 consecutive games from Week 9 through Week 16. His 9.5 sacks after 11/1 was tied for the most in the NFL.
- Notched a season-best 2.0 sacks at SD (11/27), twice taking down Chargers QB Philip Rivers for a total of 23-yds.
- Started both of the team's playoff games [vs. Pit. (1/8/12 - AFC-W) and at NE (1/14/12 - AFC-D)] and totaled 3 tackles, 1.0 sack and 1 FF.

2010 (DENVER)

- Suffered a pectoral injury in training camp and was placed on the Injured Reserve List on 9/4.

2009 (DENVER)

- Saw action in all 16 games (4 starts) and became the first player in team history to lead the NFL in sacks with a career-high and franchise record 17.0. Also added 49 tackles, 4 FF, 3 PDs and 1 FR. Led the NFL with 7 multi-sack performances.
- Recorded a career-high and Denver franchise record 4.0 sacks at Cle. (9/20), taking down Browns QB Brady Quinn four times.
- Registered 2.0 sacks in back to back games at Oak. (9/27) and vs. Dal. (10/4).
- Totaled 2.0 sacks vs. NYG (11/26), twice bringing down Giants QB Eli Manning.
- Recorded 2.0 sacks at Phi. (12/27), taking down Eagles QB Donovan McNabb for a season-best 23-yds. lost.

2008 (DENVER)

- Saw action in all 16 games (15 starts) and registered a team-high 5.0 sacks along with 44 tackles, 1 FF and 1 FR.
- Recorded season highs with 8 tackles and 2.0 sacks on *Monday Night Football* at NE (10/20), twice taking down Patriots QB Tom Brady for a total of 15-yds.
- Notched a strip-sack at NYJ (11/30), knocking the ball loose from Jets QB Brett Favre in the red zone in the 3rd Qtr.

2007 (DENVER)

- Was the only Broncos defensive lineman to start in all 16 games and led the team with 12.5 sacks along with 56 tackles, 4 PDs, 4 FFs, 3 FRs and 1 INT.
- Notched 3 tackles and his first career INT at Buf. (9/9), picking off Bills QB J.P. Losman and returning it 27-yds.
- Recorded 2.0 sacks vs. Jax. (9/23), twice taking down Jaguars QB David Garrard, including one strip-sack and subsequent fumble recovery.
- Earned AFC Defensive Player of the Week honors in Week 14 with a 5 tackles, 3.0 tackles and 1 FF vs. KC (12/9), bringing down Chiefs QB Brodie Croyle three times.
- Registered 5 tackles, 0.5 sack and a career-high 2 FRs vs. Min. (12/30).

2006 (DENVER)

- Appeared in 13 games as a rookie and totaled 19 tackles, 8.5 sacks, a team-high 3 FRs, 1 FF and 1 PD. His 8.5 sacks ranked third among all rookies.
- Recorded 2.0 sacks vs. Oak. (10/15), twice taking down QB Andrew Walter. It marked his first career sacks and the first career multi-sack performance of his career.
- The following week, notched 3.0 sacks at Cle. (10/22), becoming the first NFL rookie to register 5.0 sacks in a two-game span since Bengals DE Justin Smith in 2001.

COLLEGE


Played 44 games (24 starts) at Louisville and totaled 151 tackles, 41 TFLs, 32.0 sacks, 11 FFs, 4 PDs, 3 FRs and 1 INT. Finished his career ranked second in school history in sacks and third in TFLs. As a senior in 2005, led the nation with a school-record 20.0 sacks and led the country with 10 FFs. Earned several national accolades including First-Team All-America honors, the Bronko Nagurski award as the nation's best defensive player and Big East Conference Defensive Player of the Year. As a junior, saw action in 12 games (6 starts) and registered 52 tackles, 11.5 TFLs, 10.0 sacks and 1 FR. In 2003, appeared in 13 games (1 start) and recorded 28 tackles, 6 TFLs, 2.0 sacks and 1 FR. As a freshman, saw action in 7 games and notched 6 tackles and 2 TFLs.

PERSONAL

- Majored in justice administration.
- Attended Jackson (Miami, FL) HS, where he recorded a school-record 78.0 sacks during his prep career and was a two-time all-State selection. Had 110 tackles and 30.0 sacks as a senior to earn the team's defensive MVP honors.
- His half-brother is Curry Burns, who played defensive back at Louisville (2000-02) and spent time with the Texans, Giants, Redskins and Saints.
- Born Elvis Kool Dumervil (1/19/84) in Miami, FL.

INJURY REPORT

- 2010:** Placed on the Injured Reserve List on 9/4 with a pectoral injury.
- 2011:** Inactive vs. Cin. (9/18) and at Ten. (9/25) with a shoulder injury.
- 2013:** Inactive vs. Min. (12/8) with an ankle injury.
- 2016:** Inactive for 3 games [vs. Buf. (9/11), at Cle. (9/18) and at Jax. (9/25)] and 5 games [at NYG (10/16), at NYJ (10/23), vs. Pit. (11/6), vs. Cle. (11/10) and at Dal. (11/20)] with a foot injury.



BRUCE ELLINGTON

10

WR » 5-9 » 197 » SOUTH CAROLINA

8.22.91 » MONCK'S CORNER, SC » BERKELEY HS, MONCK'S CORNER, SC » 4TH YEAR » ACQUIRED D-4A IN '14

GOLDMINE

- Ellington grew up in Moncks Corner, SC, attended an in-state Division I program, the University of South Carolina, and was drafted by a team in the NFC West, the San Francisco 49ers. His cousin, Andre Ellington, experienced a very similar career path. He grew up in Moncks Corner, SC, attended an in-state Division I school, Clemson, and was drafted by an NFC West team, the Arizona Cardinals.
- In June of 2016, Bruce and Andre Ellington hosted their 3rd Annual Ellington Elite Youth Football Camp in their hometown of Moncks Corner, SC. Held at their former high school, more than 1,000 children ages six to 16 participated in the one-day camp that focused on developing athletic skills in addition to promoting healthy lifestyle tips and proper study techniques. "We're just lucky and blessed to be able to come out here and support the community and give back," Bruce said.



- Growing up in a very rural area, Ellington believes he is a product of his environment, "I grew up down a dirt road. Nothing but woods around me. A lot of dogs around and that kind of helped me get faster from them chasing after me. Me and my cousin stayed in the backyard or the front yard and played one-on-one football or one-on-one basketball."

ELLINGTON'S GOLDEN NUGGETS

- Is the cousin of Arizona Cardinals RB Andre Ellington. In June of 2016, the two hosted their 3rd Annual "Ellington Elite Football Camp," a free camp held in Moncks Corner, SC.
- Graduated from the University of South Carolina in 3 ½ years with a degree in sociology.
- Also played basketball at South Carolina, playing in 80 games (66 starts) and averaging 11.2 points, 3.0 assists and 2.7 rebounds in his career.

GOLDMINE (CONTINUED)

- While at South Carolina, Ellington starred as a two-sport athlete, playing point guard on the basketball team in addition to football. As a freshman during the 2010-11 season, Ellington earned SEC All-Freshman honors after starting all 30 games at point guard and leading the team in scoring (12.8 points per game) and minutes played (30.9 minutes per game). During his career with the Gamecocks, he appeared in 80 games (66 starts) and averaged 11.2 points, 3.0 assists and 2.7 rebounds.



- In 2015, Ellington participated in the 2nd Annual Tory Dandy Foundation Scholarship Fun Day in Woodruff, SC. Along with 49ers teammate RB Mike Davis and other NFL Players, the athletes signed autographs and raised money to support The Heart Foundation and the ALS Foundation.

ELLINGTON'S CAREER STATISTICS

YEAR	TEAM	GP	GS	RECEIVING					RUSHING				
				NO	YDS	AVG	LG	TD	ATT	YDS	AVG	LG	TD
2014	SF	13	0	6	62	10.3	20t	2	6	28	4.7	15	1
2015	SF	13	0	13	153	11.8	44	0	1	7	7.0	7	0
2016	SF	–	–	–	INJURED RESERVE (Hamstring)			–	–	–	–	–	–
TOTALS		26	0	19	215	11.3	44	2	7	35	5.0	15	1

YEAR	TEAM	KICKOFF RETURNS					PUNT RETURNS					
		NO	YDS	AVG	LG	TD	NO	FC	YDS	AVG	LG	TD
2014	SF	24	614	25.6	38	0	23	12	188	8.2	23	0
2015	SF	26	665	25.6	40	0	19	17	137	7.2	36	0
TOTALS		50	1,279	25.6	40	0	42	29	325	7.7	36	0

Additional Statistics:

Fumbles–Lost – 2–1: 1–0 in 2014; 1–1 in 2015

Special Teams Tackles – 1: 2015 (1)

Passes Defensed – 1: 2015 (1)

Milestones:

NFL Debut: at Dal. (9/7/14); **First Reception:** vs. KC (10/5/14 – 1–yd. pass from QB Colin Kaepernick); **First TD Reception:** at Den. (10/19/14 – 20–yd. pass from QB Blaine Gabbert); **First Rushing TD:** vs. SD (12/20/14 – 1–yd. run)

ELLINGTON'S CAREER HIGHS

Receptions: 3 (2 times) Last at Det. (12/27/15)
Receiving Yards: 55 at Det. (12/27/15)
Receiving TDs: 1 (2 times) Last vs. SD (12/20/14)
Long Reception: 44 vs. StL (1/3/16)
Rushes: 3 vs. SD (12/20/14)
Rushing Yards: 15 vs. Phi. (9/28/14)
Rushing TDs: 1 vs. SD (12/20/14)

Long Rush: 15 vs. Phi. (9/28/14)
Kick Returns: 4 (4 times) Last at Chi. (12/6/15)
Kick Return Yards: 108 vs. KC (10/5/14)
Kick Return Long: 40 at Chi. (12/6/15)
Punt Returns: 6 vs. Cin. (12/20/15)
Punt Return Yards: 40 vs. Cin. (12/20/15)

ELLINGTON'S TRANSACTIONS

Originally the first of two 4th–round (106th overall) draft choices by SF in 2014...Placed on the Injured Reserve List on 8/30/16.

2016

- Was placed on the Injured Reserve List on 8/30 with a hamstring injury.

2015

- Appeared in 13 games and recorded a career-high 13 receipts. for 153 yds on the season.
- Had 4 kickoff returns for 98 yds. (24.5 avg.) at Chi. (12/6), including a career-long 40-yd. return.
- Registered a career-long 36-yd. punt return at Cle. (12/13).
- Recorded career highs with 6 punt returns for 40 yds. vs. Cin. (12/20).
- Registered 3 receipts. for a career-high 55 yds. at Det. (12/27).

2014

- Appeared in 13 games and registered 6 receipts. for 62 yds. and 2 TDs.
- Registered his first career TD on a 20-yd. TD pass from QB Blaine Gabbert at Den. (10/19).
- Caught an 8-yd. TD receipt. from QB Colin Kaepernick and found the end zone on a 1-yd. TD run vs. SD (12/20). It marked his 2nd career TD receipt. and 1st career rushing TD. He became the first 49er to record a rushing TD and rec. TD in the same game since RB Frank Gore vs. NO (9/20/10), and the first 49ers rookie to accomplish the feat since RB Amp Lee at Min. (12/13/92).

COLLEGE

Played in 39 games (26 starts) for the Gamecocks, registering 106 receipts. for 1,586 yds. and 16 TDs. Also had 43 KORs for 977 yds. (22.7 avg.). As a junior, earned First-Team All-SEC honors and was named Academic All-SEC. Played in 13 games (11 starts) and led the team with 49 receipts. for 775 yds. and 8 TDs. In 2012, was a member of the SEC Academic Honor Roll and was the co-recipient of the team's Everyday Attitude & Hustle Award. Started all 13 games and led the Gamecocks with 600 rec. yds. and 7 TDs on 40 receipts. Also registered 18 KORs for 406 yds. (22.5 avg.). As a freshman, earned Freshman All-SEC and Academic All-SEC honors as an all-purpose performer. Played in 13 games (2 starts) and recorded 17 receipts. for 211 yds. and 1 TD. Also has 20 KORs for 463 yds. (23.2 avg.). Redshirted in football in 2010.

PERSONAL

- Was also a member of the basketball team at South Carolina, playing in 80 games (66 starts) and averaging 11.2 points, 3.0 assists and 2.7 rebounds in his career.
- In the 2012-13 season, appeared in 23 games (19 starts) and averaged 9.9 points, 2.6 rebounds, 2.7 assists and 1.3 steals.
- As a sophomore, played in 24 games (15 starts), averaging 11.0 points, 2.3 rebounds and 3.1 assists.
- Started all 30 games in 2010, and was named to the SEC All-Freshman Team. Averaged a team-high 12.8 points, 3.3 rebounds, 3.2 assists and 1.0 steals.
- Attended Berkeley (Moncks Corner, SC) HS and led the Stags to the Division II-AAAA state championship in 2009 as a quarterback.
- Also lettered in basketball and was rated the 56th-best overall prospect and 12th-best point guard in the country by Scout.com.
- Was named South Carolina Coaches Association Class 4A Player of the Year, Region 7-4A Player of the Year, Post and Courier Athlete of the Year and was McDonald's All-America nominee following his senior season.
- Graduated with a degree in sociology.
- Has one brother, Ashley.
- His cousin, Andre, currently plays RB for the Arizona Cardinals.
- Born Bruce Ellington (8/22/91) in Moncks Corner, SC.

INJURY REPORT

- 2014:** Was Inactive 3 games [at NYG (11/16), vs. Was. (11/23) and vs. Sea. (11/27)] with an ankle injury.
- 2015:** Inactive 2 games [at Pit. (9/20) and at Arz. (9/27)] with an ankle injury and vs. Bal. (10/18) with a calf injury.
- 2016:** Placed on the Injured Reserve List on 8/30 with a hamstring injury.

ELLINGTON'S GAME-BY-GAME

2014 Receiving

Date	Opp	W/L	P/S	Rec	Yds	Avg	Lg	TD
Sep 7	at Dal	W	1/0	0	0	—	—	0
Sep 14	Chi	L	1/0	0	0	—	—	0
Sep 21	at Arz	L	1/0	0	0	—	—	0
Sep 28	Phi	W	1/0	0	0	—	—	0
Oct 5	KC	W	1/0	1	1	1.0	1	0
Oct 13	at StL	W	1/0	0	0	—	—	0
Oct 19	at Den	L	1/0	3	44	14.7	20t	1
Nov 2	StL	L	1/0	1	9	9.0	9	0
Nov 9	at NO	W	1/0	0	0	—	—	0
Nov 16	at NYG	W	—	—	INACTIVE (Ankle)	—	—	—
Nov 23	Was	W	—	—	INACTIVE (Ankle)	—	—	—
Nov 27	Sea	L	—	—	INACTIVE (Ankle)	—	—	—
Dec 7	at Oak	L	1/0	0	0	—	—	0
Dec 14	at Sea	L	1/0	0	0	—	—	0
Dec 20	SD	L	1/0	1	8	8.0	8t	1
Dec 28	Arz	W	1/0	0	0	—	—	0
TOTALS			13/0	6	62	10.3	9	2

2014 Returns


Date	Opp	KR	Yds	Avg	Lg	TD	PR	FC	Yds	Avg	Lg	TD
Sep 7	at Dal	0	0	—	—	0	1	1	13	13.0	13	0
Sep 14	Chi	1	28	28.0	28	0	4	0	24	6.0	19	0
Sep 21	at Arz	2	44	22.0	26	0	1	0	14	14.0	14	0
Sep 28	Phi	2	45	22.5	27	0	3	0	25	8.3	21	0
Oct 5	KC	4	108	27.0	33	0	0	2	0	—	—	0
Oct 13	at StL	0	0	—	—	0	4	1	27	6.8	13	0
Oct 19	at Den	1	33	33.0	33	0	1	2	4	4.0	4	0
Nov 2	StL	3	84	28.0	38	0	1	3	12	12.0	12	0
Nov 9	at NO	1	19	19.0	19	0	2	0	0	0.0	2	0
Nov 16	at NYG	—	—	—	—	—	—	—	—	—	—	—
Nov 23	Was	—	—	—	—	—	—	—	—	—	—	—
Nov 27	Sea	—	—	—	—	—	—	—	—	—	—	—
Dec 7	at Oak	3	92	30.7	23	0	1	0	23	23.0	23	0
Dec 14	at Sea	4	90	22.5	28	0	2	1	12	6.0	9	0
Dec 20	SD	3	71	23.7	23	0	3	0	34	11.3	23	0
Dec 28	Arz	0	0	—	—	0	0	2	0	—	—	0
TOTALS		24	614	25.6	38	0	23	12	188	8.2	23	0

2015 Receiving

Date	Opp	W/L	P/S	Rec	Yds	Avg	Lg	TD
Sep 14	Min	W	1/0	2	5	2.5	4	0
Sep 20	at Pit	L	—	—	INACTIVE (Ankle)	—	—	—
Sep 27	at Arz	L	—	—	INACTIVE (Ankle)	—	—	—
Oct 4	GB	L	1/0	0	0	—	—	0
Oct 11	at NYG	L	1/0	2	39	19.5	30	0
Oct 18	Bal	W	—	—	INACTIVE (Calf)	—	—	—
Oct 22	Sea	L	1/0	0	0	—	—	0
Nov 1	at StL	L	1/0	2	8	4.0	4	0
Nov 8	Atl	W	1/0	2	2	1.0	1	0
Nov 22	at Sea	L	1/0	0	0	—	—	0
Nov 29	Arz	L	1/0	0	0	—	—	0
Dec 6	at Chi	W	1/0	1	0	0.0	0	0
Dec 13	at Cle	L	1/0	0	0	—	—	0
Dec 20	Cin	L	1/0	0	0	—	—	0
Dec 27	at Det	L	1/0	3	55	18.3	38	0
Jan 3	StL	W	1/0	1	44	44.0	44	0
TOTALS			13/0	13	153	11.8	44	0

2015 Returns

Date	Opp	KR	Yds	Avg	Lg	TD	PR	FC	Yds	Avg	Lg	TD
Sep 14	Min	0	0	—	—	0	1	1	0	—	—	0
Sep 20	at Pit	—	—	—	—	—	—	—	—	—	—	—
Sep 27	at Arz	—	—	—	—	—	—	—	—	—	—	—
Oct 4	GB	1	20	20.0	20	0	0	0	0	—	—	0
Oct 11	at NYG	1	22	22.0	22	0	0	0	0	—	—	0
Oct 18	Bal	—	—	—	—	—	—	—	—	—	—	—
Oct 22	Sea	3	73	24.3	25	0	0	0	0	—	—	0
Nov 1	at StL	2	49	24.5	30	0	4	1	38	9.5	27	0
Nov 8	Atl	2	65	32.5	34	0	1	5	17	17.0	17	0
Nov 22	at Sea	4	96	24.0	33	0	1	2	6	6.0	6	0
Nov 29	Arz	3	67	22.3	26	0	1	0	0	0.0	0	0
Dec 6	at Chi	4	98	24.5	40	0	3	2	0	0.0	1	0
Dec 13	at Cle	1	21	21.0	21	0	1	1	36	36.0	36	0
Dec 20	Cin	1	34	34.0	34	0	6	0	40	6.7	17	0
Dec 27	at Det	2	57	28.5	32	0	1	2	0	0.0	0	0
Jan 3	StL	2	63	31.5	34	0	0	3	0	—	—	0
TOTALS		26	665	25.6	40	19	17	137	7.2	36	0	0



BRANDON FUSCO

63

OL » 6-4 » 306 » SLIPPERY ROCK

7.26.88 » HARMONY, PA » SENECA VALLEY HS, HARMONY, PA » 7TH YEAR » ACQUIRED FA IN '17

GOLDMINE

- Fusco ended his college career as one of the most decorated players in Slippery Rock school history. In 2016, he was recognized by the University in a ceremony in which his jersey number (74) was retired, becoming just the third player in program history to earn the honor. Fusco was the first player from Slippery Rock history to be invited to the NFL Scouting Combine and play in the Senior Bowl. As a redshirt senior in 2010, he was named the winner of the Gene Upshaw Award, given to the top Division II offensive lineman, and the Rimington Award, given to the top center in Division II. In 2011, he became the highest player drafted in school history (6th round - 172nd overall) and the first SRU player since 1989 to make an NFL roster when he was included on the Vikings 53-man roster.

FUSCO'S GOLDEN NUGGETS

- His last name is pronounced FUH-skough.
- As one of the most decorated players in Slippery Rock school history, Fusco had his #74 jersey retired in the spring of 2016 and was inducted into the SRU Hall of Fame.
- Was high school teammates with Green Bay Packers T Don Barclay as the two remain close friends.
- An active member of the community during his time with the Vikings, Fusco helped teach kids about outdoor activities and fishing at the annual Lake Minnetonka Crappie Contest in 2013.



FUSCO'S CAREER STATISTICS

GAMES/STARTS – 67/64; 2011 (3/0); 2012 (16/16); 2013 (15/15); 2014 (3/3); 2015 (16/16); 2016 (14/14)
POSTSEASON GAMES/STARTS – 2/2; 2012 (1/1); 2015 (1/1)

Milestones:

NFL Debut: vs. GB (10/23/11); **First Start:** vs. Jax. (9/9/12)

FUSCO'S TRANSACTIONS

Originally a 6th-round (172nd overall) draft choice by Min. in 2011...Signed a five-year extension through 2019 with Min. on 9/6/14...Placed on the Injured Reserve List on 9/24/14...Released by Min. on 2/10/17...Signed a one-year deal with SF on 5/2/17.

2016 (MINNESOTA)

- Started 14 games at RG and helped protect Vikings QB Sam Bradford, who threw for a career-high 3,877 yds., set a franchise record with 395 comps., ranked 6th in the NFL with a QB rating of 99.3 and set an NFL record with a 71.7 comp. pct.
- Was a member of a Minnesota offense line that did not allow a sack in 5 games, tied for the most in the NFL.
- Started and did not allow a sack at Det. (11/24), as Vikings QB Sam Bradford completed 31 of 37 atts.

2015 (MINNESOTA)

- Moved from RG to LG and started all 16 games for the second time in his career as the Vikings offense ranked 4th in the NFL with 138.2 rush yds. per game.
- Helped pave the way for Vikings RB Adrian Peterson, who led the NFL with 1,485 rush yds. and topped the 100-yd. mark on the ground in 7 games.
- Started at LG at Oak. (11/15), as Vikings RB Adrian Peterson rushed for a season-high 203 yds. on 26 atts. (7.8 avg.) and 1 TD.
- Made his second career postseason start vs. Sea. (1/10/16 - NFC - WC).

2014 (MINNESOTA)

- Started the first 3 games before suffering a season-ending shoulder injury and was later placed on the Injured Reserve List.
- Started at StL (9/7) and helped the team rush for 184 yds. and 1 TD while not allowing a sack of QB Matt Cassell on 25 pass atts.

2013 (MINNESOTA)

- Started 15 games at RG and was part of an offensive line group that helped the Vikings rushing attack rank 1st in the NFL in rushing TDs (23) and 8th in rushing yds. (2,081).
- Started vs. Chi. (12/1) and helped pave the way for a season-high 246 rushing yds., including a season-best 211 yds. from Vikings RB Adrian Peterson.
- Started and was a member of an offensive line group that helped the Vikings record a season-high 4 rushing TDs vs. Phi. (12/15).
- Started in Week 17 vs. Det. (12/29) and helped open rushing lanes for Vikings RB Matt Asiata, who registered a career-best 115 yds. on the ground.

2012 (MINNESOTA)

- Started all 16 games at RG for the first time in his career and started the team's one playoff game. Was a member of an offensive line group that helped the Vikings rank 1st in the NFL in rushing yds. per att. (5.4) and 2nd in rushing yds. per game (164.6).
- Helped pave the way for 2012 NFL MVP RB Adrian Peterson, who registered 2,097 rushing yds., the second most rushing yds. in a single season in NFL history. Peterson tied his own team record with 10, 100-or-more yd. rushing performances.
- Part of a Vikings offensive line that helped the team eclipse the 100 rush yd. mark in 14 of 16 games and rush for at least 1 TD in 12 of 16 contests.
- Made the first start of his NFL career vs. Jax. (9/9).

2011 (MINNESOTA)

- Appeared in 3 games as a rookie.
- Made his NFL debut vs. GB (10/23) and was a member of an offensive line group that helped RB Adrian Peterson rush for a season-high 175 yds.

COLLEGE

Started all 44 games in which he appeared during his five-year career (2006-10) at Slippery Rock. Was selected as the recipient of the 2010 Gene Upshaw Division II Lineman of the Year Award and 2010 Rimington Award, given to the top center in Division II. As a redshirt senior, earned First-team All-Pennsylvania State Athletic Conference-Western Division honors for the third consecutive season after starting all 11 games. As a redshirt junior, started all 11 games in 2009 and earned team Offensive MVP and First-Team All-Pennsylvania State Athletic Conference-Western Division recognition. In 2008, started all 11 games and was a First-team All-Pennsylvania State Athletic Conference-Western selection. Started all 11 games in 2007 as a redshirt freshman. Redshirted as a true freshman in 2006.

PERSONAL

- Majored in safety and environmental management.
- Attended Seneca Valley (Harmony, PA) HS, where he was named to the all-WPIAL Class AAA-1 team as a senior and was an honorable mention Quad North All-Star as a junior.
- Son of Stephen and Debbie Fusco.
- Born Brandon Fusco (7/26/88) in Cranberry Township, PA.

INJURY REPORT

- 2013:** Inactive vs. Phi. (12/13) with a knee injury.
- 2014:** Placed on the Injured Reserve List on 9/24 with a shoulder injury.
- 2016:** Inactive two games [at GB (12/24) and vs. Chi. (1/1/17)] with a concussion.



PIERRE GARÇON

15

WR » 6-0 » 211 » MOUNT UNION

8.8.86 » WEST PALM BEACH, FL » JOHN I. LEONARD HS, GREENACRES, FL » 10TH YEAR » ACQUIRED FA IN '17

AWARDS & HONORS

2013: USA Today All-Joe Team

2016: Washington Redskins Walter Payton Man of the Year

CAREER HIGHLIGHTS

- In 2013, as a member of the Washington Redskins, led the NFL and set the single-season franchise record with 113 receipts. That season, he became the third player since the adoption of the 16-game schedule in 1978 to register 5-or-more receipts. in every game [WR Jimmy Smith (Jax. - 2001) and WR Antonio Brown (Pit. - 2013)].

MOST RECEPTS. IN REDSKINS HISTORY (SINGLE SEASON)

Player	Year	Receipts.
Pierre Garçon	2013	113
Art Monk	1984	106
Santana Moss	2010	93

- As a member of the Indianapolis Colts, recorded 11 receipts. for 151 yds. and 1 TD vs. NYJ (1/24/10 - AFC - C). It marked the 4th highest single-game rec. yd. total in Colts postseason history. He is 1 of 6 players in Colts postseason history to registered 10-or-more receipts. in a single playoff game.

GOLDMINE

- A little more than two months into his tenure as a member of the 49ers, Garçon dove right into community work in the Bay Area, participating in multiple events. In partnership with "Super Baskets of Hope," Garçon, along with teammates QB Brian Hoyer and RB Carlos Hyde, distributed baskets and totes filled with toys, educational materials, games, craft items, music, stuffed animals, gift cards, and more to hospitalized children and their families at a local Bay Area Hospital. Parents were given a Basket of Hope, donated by Vera Bradley, filled with items to nourish them physically, mentally, emotionally, and spiritually. Garçon spent time with the children and their families while delivering the gift baskets in an effort to spread joy and inspiration during a difficult time.




GARÇON'S GOLDEN NUGGETS

- His last name is pronounced gar-SAUN.
- Founded the Pierre Garçon Helping Hands Foundation in 2010 to provide resources for Haitians affected by the January 2010 earthquake. The Foundation aims to provide education and sustainability to the people of Haiti and those in his hometown.
- In 2016, was named the Washington Redskins Walter Payton Man of the Year for his on-field performance and dedication to helping the DC-area community.
- Spent two seasons (2012-13) with current 49ers head coach Kyle Shanahan, when he was the offensive coordinator of the Washington Redskins.
- In 2013, he led the NFL and set the Redskins' single-season franchise record with 113 receipts. while becoming the third player since the adoption of the 16-game schedule in 1978 to register 5-or-more receipts. in every game.



GOLDMINE (CONTINUED)

- Founded the Pierre Garçon Helping Hands Foundation in June of 2010, when Haiti was rocked by a devastating earthquake. The Foundation's mission is to, "Bring enduring education, health and community programs to the people of Haiti and to provide long-term sustainable initiatives that will continue to positively influence the lives of Haitians." In 2016, Garçon, as a part of his foundation, visited Haiti with former teammate Ricky Jean Francois to deliver medical supplies to help the recovery from Hurricane Matthew. The Pierre Garçon Helping Hands Foundation can be found at PierreGarcon15.com.
- Garçon has taken an unusual path to reach his NFL dream. His family hails from Leogene, Haiti, a town near Port au Prince, and his parents emigrated to the United States before he was born. Garçon was born in Carmel, NY, and moved to Greenacres, FL, when he was young. He began his college career at Norwich University in Northfield, VT before transferring to Mount Union University, where he helped the Purple Raiders win two Division III National Championships. Garçon was drafted by the Indianapolis Colts in the 6th round (205th overall) in the 2008 NFL Draft.
- In April of 2016, Garçon donated \$10,000 in scholarships to four graduating seniors from his alma mater, John I. Leonard High School, who were selected for demonstrating growth and improvement both academically and socially.



GARÇON'S CAREER STATISTICS

YEAR	TEAM	GP	GS	RECEIVING					RUSHING				
				NO	YDS	AVG	LG	TD	ATT	YDS	AVG	LG	TD
2008	IND	14	0	4	23	5.8	12	0	0	0	–	–	0
2009	IND	14	13	47	765	16.3	66	4	2	10	5.0	17	0
2010	IND	14	14	67	784	11.7	57t	6	2	6	3.0	11	0
2011	IND	16	16	70	947	13.5	87t	6	4	28	7.0	18	0
2012	WAS	10	10	44	633	14.4	88t	4	2	9	4.5	7	0
2013	WAS	16	16	113	1,346	11.9	53t	5	2	19	9.5	10	0
2014	WAS	16	14	68	752	11.1	70t	3	0	0	–	–	0
2015	WAS	16	16	72	777	10.8	39t	6	0	0	–	–	0
2016	WAS	16	16	79	1,041	13.2	70t	3	0	0	–	–	0
TOTALS		132	115	564	7,068	12.5	88t	37	12	72	6.0	18	0

PLAYOFFS

YEAR	TEAM	GP	GS	RECEIVING					RUSHING				
				NO	YDS	AVG	LG	TD	ATT	YDS	AVG	LG	TD
2009	IND	3	3	21	251	12.0	36	2	0	0	–	–	0
2010	IND	1	1	5	112	22.4	57t	1	0	0	–	–	0
2012	WAS	1	1	4	50	12.5	30	0	0	0	–	–	0
2015	WAS	1	1	5	70	14.0	21	0	0	0	–	–	0
TOTALS		6	6	35	483	13.8	57t	3	0	0	–	–	0

Additional Statistics:

Fumbles – Lost – 4 – 3: 1–0 in 2009; 2–2 in 2011; 1–1 in 2013

Passing – 1–0–0–0–0 TDs: 2014 (1–0–0–0–0 TDs)

Kick Returns – 22: 2008 (22)

Kick Return Yards – 475: 2008 (475)

Punt Returns – 17: 2008 (1); 2011 (16)

Punt Return Yards – 49: 2008 (5); 2011 (44)

Milestones:

NFL Debut: at Min. (9/14/08); **First Start:** at Mia. (9/21/10); **100th Start:** vs. Pit. (9/12/16); **First Reception:** at Pit. (11/9/08 – 2–yd. pass from QB Peyton Manning); **First TD Reception:** at Mia. (9/21/10 – 48–yd. TD pass from QB Peyton Manning); **100–yd. Games:** 15, Last vs. GB (11/20/16 – 116 yds.); **Reached 1,000 rec. yds:** at Was. (10/17/10 – 57–yd. TD pass from QB Peyton Manning); **Reached 2,000 rec. yds:** at Cin. (10/16/11 – 11–yd. pass from QB Curtis Painter); **Reached 3,000 rec. yds:** at Cle. (12/16/12 – 15–yd. pass from QB Kirk Cousins); **Reached 4,000 rec. yds:** at Phi. (11/17/13 – 17–yd. pass from QB Robert Griffin III); **Reached 5,000 rec. yds:** at Ind. (11/30/14 – 5–yd. pass from QB Colt McCoy); **Reached 6,000 rec. yds:** at Dal. (1/3/16 – 39–yd. TD pass from QB Kirk Cousins); **Reached 7,000 rec. yds:** vs. NYG (1/1/17 – 23–yd. pass from QB Kirk Cousins)

GARÇON'S CAREER HIGHS

Receptions: Regular Season – 11 (2 times) Last at Phi. (9/21/14); Postseason – 11 vs. NYJ (1/24/10)

Receiving Yards: Regular Season – 172 vs. SD (11/3/13); Postseason – 151 vs. NYJ (1/24/10)

Receiving TDs: Regular Season – 2 (4 times) Last at NE (12/4/11); Postseason – 1 (3 times) Last vs. NYJ (1/8/11)

Long Reception: Regular Season – 88t at NO (9/9/12); Postseason – 57t vs. NYJ (1/8/10)

Rushes: 1 (12 times) Last at Phi. (11/17/13)

Rushing Yards: 18 vs. Jax. (11/13/11)

Long Rush: 18 vs. Jax. (11/13/11)

GARÇON'S TRANSACTIONS

Originally a 6th–round (205th overall) draft choice by Ind. in 2008...Signed a five–year deal with Was. through 2016 on 3/13/12...Signed a five–year deal with SF on 3/10/17.

2016 (WASHINGTON)

- Started all 16 games for the second-consecutive season and totaled 79 repts. for 1,041 yds. and 3 TDs, his second career 1,000-yd. season.
- Registered 4-or-more repts. in 14 of 16 games, including 9 consecutive games to finish the season.
- Recorded 6 repts. for 116 yds. and 1 TD vs. GB (11/20), hauling in a 70-yd. TD pass from Redskins QB Kirk Cousins.

2015 (WASHINGTON)

- Started all 16 games for the third time in his career and registered 72 repts. for 777 yds. and 6 TDs. Saw action in the team's lone postseason game and recorded 5 repts. for 70 yds.
- Finished the season with a TD repts. in three consecutive games [vs. Buf (12/20) - 1 TD; at Phi (12/27) - 1 TD; at Dal. (1/3/16) - 1 TD], marking the second time in his career he has accomplished the feat.

2014 (WASHINGTON)

- Appeared in all 16 games (14 starts) and recorded 68 repts. for 752 yds. and 3 TDs.
- With 10 repts. for 77 yds. at Hou. (9/7), established a Washington franchise record of 17 consecutive games with 5-or-more repts.
- Tied a career high with 11 repts. for 138 yds. and 1 TD at Phi. (9/21).
- Registered 5 repts. for 87 yds. and 1 TD vs. Ten. (10/19), hauling in a 70-yd. TD pass.

2013 (WASHINGTON)

- Started all 16 games for the second time in his career and registered career highs in repts. (113) and rec. yds. (1,346) while adding 5 TDs.
- With 113 repts., led the NFL and broke Hall of Fame WR Art Monk's franchise single-season record of 106 repts. (1984).
- Became the third player in NFL history to register 5-or-more repts. in every game since the adoption of the 16-game schedule in 1978 [WR Jimmy Smith (Jax. - 2001) and WR Antonio Brown (Pit. - 2013)].
- Hauled in 8 repts. for 143 yds. and 1 TD at GB (9/15).
- Recorded 7 repts. for a career-high 172 yds. vs. SD (11/3).
- Notched 7 repts. for 119 yds. and 1 TD at Min. (11/7), marking the second time in his career he has registered 100-or-more rec. yds. in consecutive games.
- Totaled 7 repts. for 129 yds. and 1 TD at Atl. (12/15), hauling in a 53-yd. TD pass from Redskins QB Kirk Cousins.
- Registered a career-high 11 repts. for 144 yds. and 1 TD vs. Dal. (12/22).

2012 (WASHINGTON)

- Started all 10 games in which he appeared and recorded 44 repts. for a team-high 633 yds. and 4 TDs. Registered 4 repts. for 50 yds. in one postseason contest.
- In his first game with Washington, notched 4 repts. for 109 yds. and 1 TD at NO (9/9), including an 88-yd. TD pass from QB Robert Griffin III.
- Hauled in a season-high 8 repts. for 106 yds. and 1 TD vs. NYG (12/3).
- Recorded TD repts. in three consecutive weeks for the first time in his career [at Dal. (11/22) - 1 TD; vs. NYG (12/3) - 1 TD; vs. Bal. (12/9) - 1 TD].

2011 (INDIANAPOLIS)

- Started all 16 games for the first time in his career and registered 70 repts. for 947 yds. and 6 TDs.
- Recorded 2 repts. for 146 yds. and 2 TDs at TB (10/3), hauling in TD passes of 87-yds. and 59-yds.
- Hauled in 5 repts. for 125 yds. and 2 TDs vs. KC (10/9), marking his second consecutive 100-yd. and multi-TD repts. performance.
- Registered 9 repts. for 150 yds. and 2 TDs at NE (12/4), hauling in two 4th Qtr. TD passes.

2010 (INDIANAPOLIS)

- Started all 14 games in which he appeared and recorded 67 repts. for 784 yds. and 6 TDs. Started one postseason game and registered 5 repts. for 112 yds. and 1 TD.
- Caught 4 repts. for 103 yds. and 1 TD at Was. (10/17).
- Notched 6 repts. for 93 yds. and 2 TDs at Ten. (12/9), marking the first multi-TD repts. game of his career.
- Started vs. NYJ (1/8/11 - AFC - WC) and recorded 5 repts. for 112 yds. and 1 TD.

2009 (INDIANAPOLIS)

- Saw action in 14 games (13 starts) and registered 47 repts. for 765 yds. and 4 TDs. Started all 3 postseason games and totaled 21 repts. for 251 yds. and 2 TDs.
- Made the first start of his NFL career at Mia. (9/21) and hauled in a game-winning 48-yd. TD pass from QB Peyton Manning in the 4th Qtr., the first TD repts. of his career.
- Recorded 3 repts. for 64 yds. and 1 TD at Arz. (9/27).
- Registered 108 yds. on 6 repts. at Bal. (11/22), his first game with 100-or-more rec. yds. of his career.
- Posted 6 repts. for a season-high 136 yds. vs. Ten (12/6).
- Recorded 11 repts. for 151 yds. and 1 TD vs. NYJ (1/24/10 - AFC - C). It marked the 4th highest single-game rec. yd. total in Colts postseason history. He is 1 of 6 players in Colts postseason history to registered 10-or-more repts. in a single playoff game.
- Registered 5 repts. for 66 yds and 1 TD vs. NO (2/7/10 - Super Bowl XLIV), hauling in a 19-yd. TD pass from QB Peyton Manning.

2008 (INDIANAPOLIS)

- Appeared in 14 games and recorded 4 receipts. for 23 yds. as a rookie.

COLLEGE

Appeared in 41 games (39 starts) during his three-year career at the University of Mount Union. Led the team to Division III National Championships in 2005 and 2006. Earned Ed Sherman Award as Ohio Athletic Conference's most outstanding receiver in 2006 and 2007. Saw action in 14 games as a senior and recorded 67 receipts. for 955 yds. and 14 TDs to earn First-Team All-Ohio Athletic Conference honors. Appeared in 15 games in 2006 and totaled 67 receipts. for 1,212 yds. and 17 TDs. Saw action in 12 games as a sophomore and recorded 68 receipts. for 1,196 yds. and 16 TDs. Transferred from Norwich (VT) University in 2004. Appeared in 10 games as a freshman and registered 44 receipts. for 1,017 yds. and 13 TDs.

PERSONAL

- Majored in communications at Mount Union.
- Attended John I. Leonard (Greenacres, FL) HS, where he earned two letters in football while also competing in track and soccer.
- Born Pierre Andre Garçon (8/8/86) in Carmel, NY.

INJURY REPORT

- 2008:** Inactive vs. Chi. (9/7) with a shoulder injury.
- 2009:** Inactive vs. NYJ (12/27) with a hand injury.
- 2010:** Inactive two games [at Den. (9/26) and at Jax. (10/3)] with a hamstring injury.
- 2012:** Inactive six games [at StL (9/16), vs. Cin. (9/23), vs. Min. (10/14), at NYG (10/21), at Pit. (10/28) and vs. Car. (11/4)] with a foot injury.

GARÇON'S GAME-BY-GAME

2008 (Indianapolis)

Date	Opp	W/L	P/S	Rec	Yds	Avg	Lg	TD	
Sep 7	Chi	L	-	INACTIVE (Shoulder)					-
Sep 14	at Min	W	1/0	0	0	-	-	0	
Sep 21	Jax	L	1/0	0	0	-	-	0	
Oct 5	at Hou	W	1/0	0	0	-	-	0	
Oct 12	Bal	W	1/0	0	0	-	-	0	
Oct 19	at GB	L	1/0	0	0	-	-	0	
Oct 27	at Ten	L	1/0	0	0	-	-	0	
Nov 2	NE	W	1/0	0	0	-	-	0	
Nov 9	at Pit	W	1/0	1	2	2.0	2	0	
Nov 16	Hou	W	1/0	0	0	-	-	0	
Nov 23	at SD	W	1/0	0	0	-	-	0	
Nov 30	at Cle	W	1/0	0	0	-	-	0	
Dec 7	Cin	W	1/0	0	0	-	-	0	
Dec 14	Det	W	-	INACTIVE					-
Dec 18	at Jax	W	1/0	0	0	-	-	0	
Dec 28	Ten	W	1/0	3	21	7.0	12	0	
TOTALS			14/0	4	23	5.8	12	0	

2010 (Indianapolis)

Date	Opp	W/L	P/S	Rec	Yds	Avg	Lg	TD	
Sep 12	at Hou	L	1/1	3	43	14.3	26	0	
Sep 19	NYG	W	1/1	1	11	11.0	11	0	
Sep 26	at Den	W	-	INACTIVE (Hamstring)					-
Oct 3	at Jax	L	-	INACTIVE (Hamstring)					-
Oct 10	KC	W	1/1	6	57	9.5	17	0	
Oct 17	at Was	W	1/1	4	103	25.8	57t	1	
Nov 1	Hou	W	1/1	7	78	11.1	18	0	
Nov 7	at Phi	L	1/1	2	15	7.5	14	0	
Nov 14	Cin	W	1/1	5	37	7.4	14	0	
Nov 21	at NE	L	1/1	5	62	12.4	17	0	
Nov 28	SD	L	1/1	5	72	14.4	30	0	
Dec 5	Dal	L	1/1	8	56	7.0	13t	1	
Dec 9	at Ten	W	1/1	6	93	15.5	43	2	
Dec 19	Jax	W	1/1	5	44	8.8	14	0	
Dec 26	at Oak	W	1/1	3	35	11.7	19	1	
Jan 2	Ten	W	1/1	7	78	11.1	30t	1	
TOTALS			14/14	67	784	11.7	57t	6	

2009 (Indianapolis)

Date	Opp	W/L	P/S	Rec	Yds	Avg	Lg	TD	
Sep 13	Jax	W	1/0	3	24	8.0	11	0	
Sep 21	at Mia	W	1/1	1	48	48.0	48t	1	
Sep 27	at Arz	W	1/1	3	64	21.3	53t	1	
Oct 4	Sea	W	1/1	3	71	23.7	35	0	
Oct 11	at Ten	W	1/1	1	9	9.0	9	0	
Oct 25	at StL	W	1/1	3	24	8.0	15	0	
Nov 1	SF	W	1/1	4	53	13.3	32	0	
Nov 8	Hou	W	1/1	5	60	12.0	26	0	
Nov 15	NE	W	1/1	3	50	16.7	29t	1	
Nov 22	at Bal	W	1/1	6	108	18.0	66	0	
Nov 29	at Hou	W	1/1	5	63	12.6	24	1	
Dec 6	Ten	W	1/1	6	136	22.7	36	0	
Dec 13	Den	W	1/1	2	39	19.5	29	0	
Dec 17	at Jax	W	1/1	2	16	8.0	11	0	
Dec 27	NYJ	L	-	INACTIVE (Hand)					-
Jan 3	at Buf	L	-	DID NOT PLAY					-
TOTALS			14/13	47	765	16.3	66	4	

2009 Postseason (Indianapolis)

Date	Opp	W/L	P/S	Rec	Yds	Avg	Lg	TD
Jan 16	Bal	W	1/1	5	34	6.8	11	0
Jan 24	NYJ	W	1/1	11	151	13.7	36	1
Feb 7	NO	L	1/1	5	66	13.2	19t	1
TOTALS			3/3	21	251	12.0	36	2

2010 Postseason (Indianapolis)

Date	Opp	W/L	P/S	Rec	Yds	Avg	Lg	TD
Jan 8	NYJ	L	1/1	5	112	22.4	57t	1
TOTALS			1/1	5	112	22.4	57t	1

2011 (Indianapolis)

Date	Opp	W/L	P/S	Rec	Yds	Avg	Lg	TD
Sep 11	at Hou	L	1/1	3	39	13.0	17	0
Sep 18	Cle	L	1/1	3	28	9.3	15	0
Sep 25	Pit	L	1/1	6	82	13.7	29	0
Oct 3	at TB	L	1/1	2	146	73.0	87t	2
Oct 9	KC	L	1/1	5	125	25.0	67t	2
Oct 16	at Cin	L	1/1	8	52	6.5	12	0
Oct 23	at NO	L	1/1	3	31	10.3	15	0
Oct 30	at Ten	L	1/1	7	66	9.4	20	0
Nov 6	Atl	L	1/1	3	22	7.3	15	0
Nov 13	Jax	L	1/1	3	30	10.0	12	0
Nov 27	Car	L	1/1	3	34	11.3	15	0
Dec 4	at NE	L	1/1	9	150	16.7	40	2
Dec 11	at Bal	L	1/1	5	46	9.2	12	0
Dec 18	Ten	W	1/1	2	24	12.0	17	0
Dec 22	Hou	W	1/1	6	50	8.3	16	0
Jan 1	at Jax	L	1/1	2	22	11.0	19	0
TOTALS			16/16	70	947	13.5	87t	6

GARÇON'S GAME-BY-GAME

2012 (Washington)

Date	Opp	W/L	P/S	Rec	Yds	Avg	Lg	TD
Sep 9	at NO	W	1/1	4	109	27.3	88t	1
Sep 16	at StL	L	—		INACTIVE (Foot)	—	—	—
Sep 23	Cin	L	—		INACTIVE (Foot)	—	—	—
Sep 30	at TB	W	1/1	1	20	20.0	20	0
Oct 7	Atl	L	1/1	3	24	8.0	20	0
Oct 14	Min	W	—		INACTIVE (Foot)	—	—	—
Oct 21	at NYG	L	—		INACTIVE (Foot)	—	—	—
Oct 28	at Pit	L	—		INACTIVE (Foot)	—	—	—
Nov 4	Car	L	—		INACTIVE (Foot)	—	—	—
Nov 18	Phi	W	1/1	3	5	1.7	7	0
Nov 22	at Dal	W	1/1	4	86	21.5	59t	1
Dec 3	NYG	W	1/1	8	106	13.3	35	1
Dec 9	Bal	W	1/1	5	83	16.6	23	1
Dec 16	at Cle	W	1/1	6	65	10.8	17	0
Dec 23	at Phi	W	1/1	7	89	12.7	29	0
Dec 30	Dal	W	1/1	3	46	15.3	18	0
TOTALS			10/10	44	633	14.4	88t	4

2015 (Washington)

Date	Opp	W/L	P/S	Rec	Yds	Avg	Lg	TD
Sep 13	Mia	L	1/1	6	74	12.3	22	0
Sep 20	StL	W	1/1	6	23	3.8	6	1
Sep 24	at NYG	L	1/1	5	64	12.8	19	0
Oct 4	Phi	W	1/1	7	55	7.9	14	1
Oct 11	at Atl	L	1/1	3	51	17.0	21	0
Oct 18	at NYJ	L	1/1	5	28	5.6	12	1
Oct 25	TB	W	1/1	5	55	11.0	21	0
Nov 8	at NE	L	1/1	4	70	17.5	36	0
Nov 15	NO	W	1/1	2	10	5.0	7	0
Nov 22	at Car	L	1/1	3	43	14.3	17	0
Nov 29	NYG	W	1/1	3	35	11.7	16	0
Dec 7	Dal	L	1/1	5	54	10.8	23	0
Dec 13	at Chi	W	1/1	5	52	10.4	19	0
Dec 20	Buf	W	1/1	3	34	11.3	18	1
Dec 26	at Phi	W	1/1	7	80	11.4	25	1
Jan 3	at Dal	W	1/1	3	49	16.3	39t	1
TOTALS			16/16	72	777	10.8	39t	6

2012 Postseason (Washington)

Date	Opp	W/L	P/S	Rec	Yds	Avg	Lg	TD
Jan 6	Sea	L	1/1	4	50	12.5	30	0
TOTALS			1/1	4	50	12.5	30	0

2015 Postseason (Washington)

Date	Opp	W/L	P/S	Rec	Yds	Avg	Lg	TD
Jan 10	GB	L	1/1	5	70	14.0	21	0
TOTALS			1/1	5	70	14.0	21	0

2013 (Washington)


Date	Opp	W/L	P/S	Rec	Yds	Avg	Lg	TD
Sep 9	Phi	L	1/1	7	64	9.1	17	0
Sep 15	at GB	L	1/1	8	143	17.9	44	1
Sep 22	Det	L	1/1	8	73	9.1	27	0
Sep 29	at Oak	W	1/1	6	59	9.8	16	1
Oct 13	at Dal	L	1/1	6	69	11.5	25	0
Oct 20	Chi	W	1/1	5	58	11.6	19	0
Oct 27	at Den	L	1/1	7	46	6.6	14	0
Nov 3	SD	W	1/1	7	172	24.6	38	0
Nov 7	at Min	L	1/1	7	119	17.0	32	1
Nov 17	at Phi	L	1/1	6	68	11.3	21	0
Nov 25	SF	L	1/1	8	48	6.0	10	0
Dec 1	NYG	L	1/1	9	61	6.8	16	0
Dec 8	KC	L	1/1	5	37	7.4	12	0
Dec 15	at Atl	L	1/1	7	129	18.4	53t	1
Dec 22	Dal	L	1/1	11	144	13.1	28	1
Dec 29	at NYG	L	1/1	6	56	9.3	21	0
TOTALS			16/16	113	1,346	11.9	53t	5

2016 (Washington)

Date	Opp	W/L	P/S	Rec	Yds	Avg	Lg	TD
Sep 12	Pit	L	1/1	6	51	8.5	19	0
Sep 18	Dal	L	1/1	2	25	12.5	16	0
Sep 25	at NYG	W	1/1	5	59	11.8	20	0
Oct 2	Cle	W	1/1	4	39	9.8	23	0
Oct 9	at Bal	W	1/1	5	56	11.2	21t	1
Oct 16	Phi	W	1/1	6	77	12.8	22	0
Oct 23	at Det	L	1/1	2	22	11.0	17	0
Oct 30	at Cin	T	1/1	6	67	11.2	23	0
Nov 13	Min	W	1/1	6	81	13.5	17	0
Nov 20	GB	W	1/1	6	116	19.3	70t	1
Nov 24	at Dal	L	1/1	4	43	10.8	27	0
Dec 4	at Arz	L	1/1	7	78	11.1	28	0
Dec 11	at Phi	W	1/1	5	59	11.8	16	1
Dec 19	Car	L	1/1	7	78	11.1	20	0
Dec 24	at Chi	W	1/1	4	94	23.5	46	0
Jan 1	NYG	L	1/1	4	96	24.0	49	0
TOTALS			16/16	79	1,041	13.2	70t	3

2014 (Washington)

Date	Opp	W/L	P/S	Rec	Yds	Avg	Lg	TD
Sep 7	at Hou	L	1/1	10	77	7.7	15	0
Sep 14	Jax	W	1/1	1	12	12.0	12	0
Sep 21	at Phi	L	1/1	11	138	12.5	43	1
Sep 25	NYG	L	1/0	2	28	14.0	17	0
Oct 6	Sea	L	1/1	2	23	11.5	18	0
Oct 12	at Arz	L	1/1	4	31	7.8	15	1
Oct 19	Ten	W	1/1	5	87	17.4	70t	1
Oct 27	at Dal	W	1/0	4	47	11.8	23	0
Nov 2	at Min	L	1/1	3	15	5.0	11	0
Nov 16	TB	L	1/1	1	6	6.0	6	0
Nov 23	at SF	L	1/1	3	34	11.3	24	0
Nov 30	at Ind	L	1/1	3	9	3.0	5	0
Dec 7	StL	L	1/1	9	95	10.6	18	0
Dec 14	at NYG	L	1/1	4	36	9.0	22	0
Dec 20	Phi	W	1/1	4	61	15.3	23	0
Dec 28	Dal	L	1/1	2	53	26.5	47	0
TOTALS			16/14	68	752	11.1	70t	3



JOSHUA GARNETT

65

G » 6-5 » 321 » STANFORD

2.21.94 » PUYALLUP, WA » PUYALLUP HS, PUYALLUP, WA » 2ND YEAR » ACQUIRED D-TB IN '16

GOLDMINE

- In April of 2017, Garnett, along with fellow 49ers teammates, attended the Seventh Annual Prom at UCSF Benioff Children's Hospital San Francisco in Mission Bay, with over 200 teen patients and their friends. He enjoyed a "Masquerade Ball" with photo booths, music, dancing, dining and more. This special evening allowed patients to participate in a milestone that they may miss as a result of diagnosis or treatment. The children were decked out in prom fashions and left the event with a sweatshirt hoodie and a professional prom photo.




- At Stanford, Garnett majored in human biology with the goal of becoming a trauma surgeon after his NFL career is over. He has already shadowed staff in an ER, further fueling his interest, during which he says he got a better sense of the adrenaline and the way an emergency department works together. "I'm drawn to help someone that could be on the brink of death," Garnett said. "I'm a guy who can handle the gore and I feel like I have the aptitude where I can make a difference for people."

GARNETT'S GOLDEN NUGGETS

- Was teammates for two seasons (2014-15) with 49ers 2017 first-round selection (3rd overall), DL Solomon Thomas at Stanford.
- Garnett's father, Scott, spent three seasons in the NFL (1984-85, 1987) and played for the 49ers during the 1985 season.
- At Stanford, Garnett majored in human biology with the goal of becoming a trauma surgeon after his NFL career is over.
- As a senior at Stanford (2015), was the recipient of the Outland Trophy as the nation's most outstanding lineman and the Morris Trophy Award, a prestigious honor voted on by opposing Pac-12 defensive linemen.

GOLDMINE (CONTINUED)

- Garnett's father, Scott (pictured right), played collegiately at the University of Washington and was drafted in the eighth round (218th overall) by the Denver Broncos in the 1984 NFL Draft. He spent three seasons in the NFL (1984-85, 1987) and played in three games for the 49ers during the 1985 season.



- Garnett likes to listen to hip-hop and rap music during his free time but when it comes to preparing for a football game, he listens to heavy metal bands such as Rage Against the Machine and Metallica. "I like to get to a different place and get amped up before the games. It's interesting because I don't listen to it outside of football pregame. So, it really gets me in the moment for the game and my body kind of knows, 'We're listening to this music, it's game time.'"

GARNETT'S CAREER STATISTICS

GAMES/STARTS – 15/11; 2016 (15/11)

Additional Statistics:

Own Fumble Recoveries – 3: 2016 (3)

Milestones:

NFL Debut: at Car. (9/18/16); **First Start:** at Buf. (10/16/16)

GARNETT'S TRANSACTIONS

Originally the second of two 1st-round (28th overall) draft choices by SF in 2016.

2016

- Appeared in 15 games and made 11 starts at RG during his rookie season.
- Made his first career start at Buf. (10/16).
- Helped the 49ers offense rush for a season-high 193 yds. on 25 atts. (7.7 avg.) at Mia. (11/27). The team's 7.7 avg. yds. per carry was the highest by the 49ers offense since 12/20/14 vs. SD [355 yds. on 40 atts. (8.9 avg.)]. Additionally, the team's 193 yds. on the ground were the most since 9/14/15 vs. Min. (230 yds.).
- Part of an offensive line group that helped the 49ers offense rush for a season-high 248 yds. on 27 atts. (9.2 avg.) vs. NYJ (12/11). The 248 rushing yds. are most in a game by San Francisco since 12/20/14 (355 rushing yds. vs. SD). The 9.2 yds./carry avg. by the 49ers offense is the 2nd-highest single-game avg. by the team in franchise history [24 atts. for 263 yds. (11.0 avg.) vs. Dallas Texans (10/26/52)]. Behind the 49ers offensive line, RB Carlos Hyde registered a career-high 193 yds. on 17 atts. (11.4 avg.).

COLLEGE

Appeared in 55 games for the Cardinal in his collegiate career. As a senior in 2015, became the first recipient of the Outland Trophy Award, given to the nation's most outstanding lineman, in school history. Became the ninth unanimous All-America selection in Stanford history and was the recipient of the Morris Trophy Award, given to the Pac-12 Lineman of the Year. Also earned First-Team All-America and First-Team All-Pac-12 honors. Played in all 14 games and was named a team captain. In 2014, started all 13 games as the offensive line ranked 18th nationally in tackles for loss allowed (4.62 per game). As a sophomore, played in 14 games and was part of an offensive line that ranked 7th nationally in tackles for loss allowed (4.14 per game), 11th in sacks allowed (1.14 per game) and 22nd in rushing offense (207.4 yards per game). In 2012, played in 14 games and was the first true freshman offensive lineman to start at Stanford since 2000.

PERSONAL

- Attended Puyallup (WA) HS and was a three-time all-state and first-team all-Sout Puget Sound League honoree.
- Named 2011 South Puget Sound League Lineman of the Year.
- His uncle, Steven, played football at Arizona St.
- Born Joshua Samuel Garnett (2/21/94) in Auburn, WA.
- Majored in human biology.



GARRY GILLIAM

76

OL » 6-5 » 315 » PENN STATE

11.26.90 » HERSHEY, PA » MILTON HERSHEY SCHOOL, HERSHEY, PA » 4TH YEAR » ACQUIRED RFA IN '17 - SEA

GOLDMINE

- Growing up in a troubled neighborhood in Harrisburg, PA, Gilliam's mother, Vene Shifflett, enrolled second-grade Garry into Milton Hershey School, a private, cost-free boarding school. Shifflett, along with Garry's brother, Victor, moved to Chambersburg, PA, as Victor was struggling with a combination of cerebral palsy and four kinds of congenital heart defects in an attempt to seek better care. Gilliam struggled to fit in with host families as he missed everything he knew. For three years, he found the right match as he lived with wrestling coach and gym teacher, Jimmy Taylor, and his wife and their young son and daughter whom he played with, cooked meals for and helped clean the house with.
- Gilliam often visits Milton Hershey School, speaking to students about perseverance through adversity and sharing the story of his upbringing. Part of his message is to, "Do your work. Be respectful to your elders and classmates."
- During the 2015 offseason, Gilliam, along with teammates, took part in a job shadow program at Starbucks headquarters to learn more about the company's operations. The players spent several days following Starbucks global communications, global digital marketing and partner communications and engagement teams. The program looked to explain post-football opportunities.



GILLIAM'S GOLDEN NUGGETS

- His last name is pronounced GILL-yum.
- Helped the Seahawks start the third-largest come-from-behind victory in Championship Game history as a rookie in 2014, registering a 19-yd. TD recept. on a fake FGA vs. GB (1/18/15 - NFC - C). He caught a Seahawks P Jon Ryan pass in the 3rd Qtr. with the Seahawks trailing 16-0.
- While at Penn State, Gilliam transitioned from tight end to offensive tackle prior to the 2013 season. In order to make the transition, he added around 30 pounds to his 6'6" frame during offseason workouts.
- Gilliam has many interests off the football field, which includes watching informational television shows on the History, Discovery and Science Channels. Growing up, he also participated in ballet, jazz and tap for 10-plus years, in addition to singing in choir and playing the piano and guitar.

GILLIAM'S CAREER STATISTICS

GAMES/STARTS – 44/30; 2014 (14/1); 2015 (16/16); 2016 (14/13)
POSTSEASON GAMES/STARTS – 6/4; 2014 (2/0); 2015 (2/2); 2016 (2/2)

Additional Statistics:

Forced Fumbles – 1: 1 in 2015

Milestones:

NFL Debut: vs. GB (9/4/14); **First Start:** vs. Oak. (11/2/14)

GILLIAM'S TRANSACTIONS

Originally signed as an undrafted free agent by Sea. on 5/10/14...Signed a one-year deal with SF on 4/18/17.

2016 (SEATTLE)

- Saw action in 14 games at RT, making 13 starts. Also started each of the Seahawks 2 postseason contests.
- Part of an offensive line group that helped Seahawks RB Christine Michael run for a single game career-high 106 yds. and 2 TDs on 20 atts. vs. SF (9/25).
- Started at RT as Seahawks QB Russell Wilson threw for a career-high 350 yds. and 4 TDs vs. Arz. (12/24).
- Helped lead Seahawks RB Thomas Rawls to a Seattle postseason record 161 rushing yds., starting at RT in the team's 26-6 win vs. Det. (1/7/17 - NFC - WC).

2015 (SEATTLE)

- Started all 16 games in a season for the first time in his career at RT, to go along with 2 postseason starts.
- Part of an offensive line that held the Cowboys pass rush without a sack on 30 pass atts. at Dal. (11/1), leading to Seahawks QB Russell Wilson passing for 210 yds. and 1 TD.
- Blocked for Seahawks QB Russell Wilson, who threw for 345 yds. and a career-high 5 TD passes in the Seahawks 35-6 win vs. Pit. (11/29).
- Held the Ravens without a sack and saw Seahawks QB Russell Wilson throw 5 TDs in a single game for the second time on the season in addition to 292 yds. in the Seahawks 35-6 win at Bal. (12/13).
- Made the first postseason start of his career at RT at Min. (1/10/16 - NFC - WC).

2014 (SEATTLE)

- Appeared in 14 regular season games (1 start) and 2 postseason contests as a rookie.
- Made his NFL debut vs. GB (9/4).
- Made his first career start vs. Oak. (11/2).
- Saw action in each of the team's 2 postseason games vs. Car. (1/10/15 - NFC - D) & vs. GB (1/18/15 - NFC - C).
- Registered a 19-yd. TD recept. on a fake FGA vs. GB (1/18/15 - NFC - C). Caught the Seahawks P Jon Ryan pass in the 3rd Qtr. with the Seahawks trailing 16-0. The play helped key the third-largest come-from-behind victory in Championship Game history.

COLLEGE

Played in 27 career games (15 starts) at Penn State where he transitioned from tight end to offensive tackle prior to the 2013 season. As a TE, registered 8 receipts. for 86 yds. in his career. As a senior, appeared in 12 games (4 starts) at RT, where he was named the co-recipient of the team's 2013 Ridge Riley Award, presented for excellence in sportsmanship, leadership, scholarship and friendship. In 2012, saw action in all 12 games (8 starts) where he registered 7 receipts. for 65 yds. as a TE and earned Academic All-Big Ten honors. Missed the 2011 season due to injury. Appeared in the first 4 games (3 starts) of the 2010 season before missing the remainder of the season due to injury. Redshirted as a true freshman in 2009.

PERSONAL

- Attended Milton Hershey (PA) School where he was all-american, all-state and all-mid-penn conference honoree at TE and DE. Finished his career with 20 receipts. for 350 yds. and 4 TDs on offense in addition to 153 tackles, 12.0 sacks and 5 INTs on defense.
- At Milton Hershey School, also was a conference champion in the javelin and qualified for the state track & field championships.
- Born Garry Montzell Gilliam Jr. (11/26/90) in Harrisburg, PA.
- Double-majored in advertising/public relations and management.



MARQUISE GOODWIN

11

WR » 5-9 » 179 » TEXAS

11.19.90 » ROWLETT, TX » ROWLETT HS, ROWLETT, TX » 5TH YEAR » ACQUIRED FA IN '17

CAREER HIGHLIGHTS

- Has recorded 6 TD receipts. during his NFL career, 5 of which have gone for 40-or-more yds.
- As a member of the Buffalo Bills, registered TD receipts. of 40, 43 and 59-yds. during the 2013 season, becoming the first member of the Bills to produce 3 TD receipts. of 40-or-more yds. in a season since WR Terrell Owens in 2009.

GOLDMINE

- In 2012, Goodwin won the long jump title at the 2012 U.S. Olympic Trials (27-4.25) and finished 10th in the London Olympics. By qualifying for the Olympics, he became the first collegian to win both the Olympic Trials and the NCAA Outdoor long-jump competition in the same year since 1960. Goodwin was a two-time NCAA long jump champion, seven-time All-American and five-time Big 12 champion in the long jump during his career at the University of Texas.



GOODWIN'S GOLDEN NUGGETS

- Qualified for the U.S. Olympic team after winning the long jump title at the 2012 U.S. Olympic Trials and finished 10th in the long jump in the London Olympics.
- Ran a 4.27 second 40-yd. dash at the 2013 NFL Combine, tied for the 5th fastest time ever recorded at the event.
- Goodwin married the former Morgan Snow, who also participated in track & field at the University of Texas. She was a 9-time All-American for the Longhorns.
- Is cousins with 49ers 2017 seventh-round draft pick, Adrian Colbert.

GOLDMINE (CONTINUED)

- Goodwin began his track & field career at Rowlett (TX) HS, where he was a two-time World Junior Champion (long jump, 4x100m), seven-time Texas 5A State Champion [long jump (3x), triple jump (2x) and 4x100m (2x)] and two-time Texas Gatorade Track & Field Athlete of the Year.
- During the 2013 NFL Combine, Goodwin posted the fastest 40-yd. dash time among all participants, running the distance in 4.27 seconds. His time is tied for the 5th fastest 40-yd. dash ever recorded at the Combine.

GOODWIN'S CAREER STATISTICS

YEAR	TEAM	GP	GS	RECEIVING					RUSHING				
				NO	YDS	AVG	LG	TD	ATT	YDS	AVG	LG	TD
2013	BUF	12	1	17	283	16.6	59t	3	3	13	4.3	17	0
2014	BUF	10	0	1	42	42.0	42	0	3	8	2.7	12	0
2015	BUF	2	0	2	24	12.0	14	0	0	0	—	—	0
2016	BUF	15	9	29	431	14.9	84t	3	0	0	—	—	0
TOTALS		39	10	49	780	15.9	84t	6	6	21	3.5	17	0

Additional Statistics:

Fumbles – Lost – 2–1: 1–1 in 2013; 1–0 in 2014
Kickoff Returns – 22: 2013 (16); 2014 (4); 2015 (2)
Kickoff Return Yards – 468: 2013 (351); 2014 (84); 2015 (33)

Milestones:

NFL Debut: vs. NE (9/8/13); **First NFL Start:** vs. NYJ (11/17/13); **First Reception:** vs. NE (9/8/13 – 0-yd. pass from QB EJ Manuel); **First TD Reception:** vs. Cin. (10/13/13 – 40-yd. pass from QB Thad Lewis); **100-yd. Games:** 1, vs. NYJ (9/15/16 – 112-yds.)

GOODWIN'S CAREER HIGHS

Receptions: 6 vs. NYJ (11/17/13)
Receiving Yards: 112 vs. NYJ (9/15/16)
Long Reception: 84t vs. NYJ (9/15/16)
TD Receptions: 1 (6 times) Last at Mia. (10/23/16)
Rushes: 1 (6 times) Last at Den. (12/7/14)
Rushing Yards: 17 vs. NYJ (11/17/13)
Long Rush: 17 vs. NYJ (11/17/13)

GOODWIN'S TRANSACTIONS

Originally a 3rd-round (78th overall) draft choice by Buf. in 2013...Placed on the Injured Reserve List on 10/20/15...Signed a two-year deal with SF on 3/10/17.

2016 (BUFFALO)

- Appeared in 15 games (9 starts) and registered career highs in receipts. (29) and yds. (431) while matching his career high with 3 TDs.
- Registered 2 receipts. for 112 yds. and 1 TD vs. NYJ (9/15), including an 84-yd. TD receipt., the longest home TD receipt. in Bills franchise history.
- Recorded 4 receipts. for 93 yds. and 1 TD at Mia. (10/23), a 64-yd. TD pass from Bills QB Tyrod Taylor.

2015 (BUFFALO)

- Appeared in 2 games and totaled 2 receipts. for 24 yds. before being placed on season-ending Injured Reserve on 10/20.

2014 (BUFFALO)

- Saw action in 10 games and recorded 1 receipt. for 10 yds. Added 4 KORs for 84 yds. on special teams.

2013 (BUFFALO)

- Appeared in 12 games (1 start) and registered 12 receipts. for 283 yds. and 3 TDs. Added 16 KORs for 351 yds. on special teams.
- Recorded 2 receipts. for 51 yds. and 1 TD vs. Cin. (10/13), a 40-yd. TD pass from Bills QB Thad Lewis for his first career TD receipt. Added 4 KORs for a career-high 94 yds.
- Hauled in 2 receipts. for 64 yds. and 1 TD vs. KC (11/3).
- Earned his first career start vs. NYJ (11/17) and registered a career-high 6 receipts. for 81 yds. and a 43-yd. TD receipt., becoming the first member of the Bills to produce 3 TD receipts. of 40-or-more yds. in a season since WR Terrell Owens in 2009.

COLLEGE

Appeared in 50 games (22 starts) during his four-year career at Texas, totaling 2,776 all-purpose yds. As a senior, appeared in 13 games (6 starts) and registered 26 receipts. for 340 yds. and 6 TDs while averaging 62.1 all-purpose yds. per game. Saw action in 12 games (7 starts) in 2011 and caught 33 receipts. for 421 yds. and 2 TDs along with 22 rushing atts. for 220 yds. and added 11 KORs for 247 yds. Appeared in 11 games (7 starts) as a sophomore and totaled 31 receipts. for 324 yds. and 1 TD. As a freshman in 2009, appeared in 14 games (2 starts) and registered 30 receipts. for 279 yds. and 1 TD.

PERSONAL

- Majored in education at the University of Texas.
- Attended Rowlett (TX) HS, where he was a three-year letterman and recorded 132 receipts. for 1,709 yds. and 17 TDs during his career. He earned first-team all-district 10-5A in 2007 and 2008.
- Married to the former Morgan Snow, who also participated in track & field at the University of Texas. She was a 9-time All-American for the Longhorns.
- Born Marquise Derell Goodwin (11/19/90) in Lubbock, TX.

INJURY REPORT

- 2013:** Inactive four games [vs. Car. (9/15), at NYJ (9/22), vs. Bal. (9/29) and at Cle. (10/3)] with a hand injury.
- 2014:** Inactive at Hou. (9/28) with a concussion. Inactive two games [vs. Min. (10/19) and at NYJ (10/26)] with a hamstring injury. Inactive at Mia. (11/13) with a rib injury. Inactive vs. NYJ (11/24) with an ankle injury.
- 2015:** Inactive four games [vs. Ind. (9/13), vs. NE (9/20), at Mia. (9/27) and vs. NYG (10/4)] and placed on the Injured Reserve List on 10/20 with a rib injury.
- 2016:** Inactive vs. NE (10/30) with a concussion.

GOODWIN'S GAME-BY-GAME

2013 (Buffalo)

Date	Opp	W/L	P/S	Rec	Yds	Avg	Lg	TD
Sep 8	NE	L	1/0	1	0	0.0	0	0
Sep 15	Car	W	-	-	INACTIVE (Hand)	-	-	-
Sep 22	at NYJ	L	-	-	INACTIVE (Hand)	-	-	-
Sep 29	Bal	W	-	-	INACTIVE (Hand)	-	-	-
Oct 3	at Cle	L	-	-	INACTIVE (Hand)	-	-	-
Oct 13	Cin	L	1/0	2	51	25.5	40t	1
Oct 20	at Mia	W	1/0	0	0	-	-	0
Oct 27	at NO	L	1/0	3	56	18.7	26	0
Nov 3	KC	L	1/0	2	64	32.0	59t	1
Nov 10	at Pit	L	1/0	2	9	4.5	7	0
Nov 17	NYJ	W	1/1	6	81	13.5	43t	1
Dec 1	Atl	L	1/0	0	0	-	-	0
Dec 8	at TB	L	1/0	0	0	-	-	0
Dec 15	at Jax	W	1/0	0	0	-	-	0
Dec 22	Mia	W	1/0	0	0	-	-	0
Dec 29	at NE	L	1/0	1	22	22.0	22	0
TOTALS			12/1	17	283	16.6	59t	3

2014 (Buffalo)


Date	Opp	W/L	P/S	Rec	Yds	Avg	Lg	TD
Sep 7	at Chi	W	1/0	0	0	-	-	0
Sep 14	Mia	W	1/0	0	0	-	-	0
Sep 21	SD	L	1/0	0	0	-	-	0
Sep 28	at Hou	L	-	-	INACTIVE (Concussion)	-	-	-
Oct 5	at Det	W	1/0	1	42	42.0	42	0
Oct 12	NE	L	1/0	0	0	-	-	0
Oct 19	Min	W	-	-	INACTIVE (Hamstring)	-	-	-
Oct 26	at NYJ	W	-	-	INACTIVE (Hamstring)	-	-	-
Nov 9	KC	L	1/0	0	0	-	-	0
Nov 13	at Mia	L	-	-	INACTIVE (Ribs)	-	-	-
Nov 24	NYJ	W	-	-	INACTIVE (Ankle)	-	-	-
Nov 30	Cle	W	1/0	0	0	-	-	0
Dec 7	at Den	L	1/0	0	0	-	-	0
Dec 14	GB	W	1/0	0	0	-	-	0
Den 21	at Oak	L	1/0	0	0	-	-	0
Dec 28	at NE	W	-	-	INACTIVE	-	-	-
TOTALS			10/0	1	42	42.0	42	0

2015 (Buffalo)

Date	Opp	W/L	P/S	Rec	Yds	Avg	Lg	TD
Sep 13	Ind	W	-	-	INACTIVE (Ribs)	-	-	-
Sep 20	NE	L	-	-	INACTIVE (Ribs)	-	-	-
Sep 27	at Mia	W	-	-	INACTIVE (Ribs)	-	-	-
Oct 4	NYG	L	-	-	INACTIVE (Ribs)	-	-	-
Oct 11	at Ten	W	1/0	2	24	12.0	14	0
Oct 18	Cin	L	1/0	0	0	-	-	0
PLACED ON INJURED RESERVE (Ribs) ON 10/20								
TOTALS			2/0	2	24	12.0	14	0

2016 (Buffalo)

Date	Opp	W/L	P/S	Rec	Yds	Avg	Lg	TD
Sep 11	at Bal	L	1/0	0	0	-	-	0
Sep 15	NYJ	L	1/0	2	112	56.0	84t	1
Sep 25	Arz	W	1/0	1	6	6.0	6	0
Oct 2	at NE	W	1/0	1	12	12.0	12	0
Oct 9	at LAR	W	1/0	2	13	6.5	7	1
Oct 16	SF	W	1/0	2	22	11.0	16	0
Oct 23	at Mia	L	1/1	4	93	23.3	67t	1
Oct 30	NE	L	-	-	INACTIVE (Concussion)	-	-	-
Nov 7	at Sea	L	1/1	4	43	10.8	15	0
Nov 20	at Cin	W	1/0	2	15	7.5	10	0
Nov 27	Jax	W	1/1	2	13	6.5	8	0
Dec 4	at Oak	L	1/0	4	35	8.8	12	0
Dec 11	Pit	L	1/1	0	0	-	-	0
Dec 18	Cle	W	1/0	3	43	14.3	23	0
Dec 24	Mia	L	1/0	1	16	16.0	16	0
Jan 1	at NYJ	L	1/0	1	8	8.0	8	0
TOTALS			15/9	29	431	14.9	84t	3



ROBBIE GOULD

9

K » 6-0 » 190 » PENN STATE

12.6.81 » JERSEY SHORE, PA » CENTRAL MOUNTAIN HS, LOCK HAVEN, PA » 13TH YEAR » ACQUIRED FA IN '17

AWARDS & HONORS

- 2005:** NFC Special Teams Player of the Week (Week 9)
- 2006:** NFC Pro Bowl, First-Team All-Pro, NFC Special Teams Player of the Month (October), NFC Special Teams Player of the Week (Week 16)
- 2008:** NFC Special Teams Player of the Month (December)
- 2015:** Chicago Bears Ed Block Courage Award Recipient



CAREER HIGHLIGHTS

- Ranks second in NFL history in FG pct. (74.2) on FGAs of 50-or-more yds. (Min. 20 FGM).

HIGHEST FG PCT. ON FGAs OF 50-OR-MORE YDS., NFL HISTORY (MIN. 20 FGM)

	Player	FGs	FGAs	Pct.
1.	Matt Prater	36	45	80.0
2.	Robbie Gould	23	31	74.2
3.	Jeff Wilkins	26	36	72.2
4t.	Rob Bironas	24	34	70.6
	Blair Walsh	24	34	70.6

- Ranks as the Bears franchise leader in scoring (1,207 points), made FGs (276), 50-or-more yd. made FGs (23), consecutive made FGs (26) and FG pct. (85.4 pct.).
- Between 12/18/05 vs. Atl. and 9/22/13 at Pit., Gould converted 275 consecutive PATs, the longest streak in Bears franchise history.
- Set the Bears franchise record with 26 consecutive made FGs across the 2005 and 2006 seasons [12/25/05 - 11/19/06].
- In 2015, set a Bears single-season franchise record with 33 made FGs. He broke the record of 32 made FGs, which he set in 2006.
- In 2015, established a Chicago single-season franchise record with 7 made FGs of 50-or-more yds. He previously set the record in 2011 with 6 made FGs of 50-or-more yds.
- Converted a 58-yd. FG vs. Cin. (9/8/13), the longest made FG in Bears franchise history. He previously set the record for longest made FG at Den. (12/11/11 - 57-yds.).

GOULD'S GOLDEN NUGGETS

- His last name is pronounced GOLD.
- Ranks as the Chicago Bears franchise leader in total scoring (1,207 points), made FGs (276), made FGs of 50-or-more yds. (23) and FG pct. (85.4).
- In seven career postseason games, has converted 8 of 8 FGs and 20 of 20 PATs.
- Founded The Goulden Touch Foundation in 2011 to help those in need. An avid golfer, he has hosted charity golf events through his foundation. In June of 2017, the Goulden Touch Foundation held two golfing events that benefiting the Ann & Robert H. Lurie Children's Hospital of Chicago in addition to the raising of funds in Gould's hometown of Lock Haven, PA.



GOLDMINE

- Founded The Goulden Touch Foundation in 2011, which has partnered with several key organizations in education, social services, health and wellness, and medical research to help those in need. Annually, The Golden Touch hosts the Windy City Kicker Golf Classic in Gould's hometown area of Clinton County, PA and has raised over \$285,000 for Clinton County area programs. In 2016, Gould hosted a Celebrity Golf Invitational, which raised over \$940,000 for The Ann & Robert H. Lurie Children's Hospital of Chicago.
- Following 11 seasons with the Chicago Bears, Gould formed a special bond with the city of Chicago. Despite being removed from the city for more than a year, the Chicago Cubs invited him to throw out the ceremonial first pitch and sing the seventh inning stretch in July of 2017.
- In 2012, The Goulden Touch launched its annual event, "Kicking Hunger," which provides meals and raises funds for the Northern Illinois Food Bank. To date, The Goulden Touch has raised over 36,000 meals for their backpack program.



GOULD'S CAREER STATISTICS

YEAR	TEAM	G	XP	XPA	PCT	FG	FGA	PCT	BLK	LG	PTS
2005	CHI	13	19	20	95.0	21	27	77.8	0	45	82
2006	CHI	16	47	47	100.0	32	36	88.9	1	49	143
2007	CHI	16	33	33	100.0	31	36	86.1	2	49	126
2008	CHI	16	41	41	100.0	26	29	89.7	2	48	119
2009	CHI	16	33	33	100.0	24	28	85.7	2	52	105
2010	CHI	16	35	35	100.0	25	30	83.3	1	54	110
2011	CHI	16	37	37	100.0	28	32	87.5	0	57	121
2012	CHI	13	33	33	100.0	21	25	84.0	2	54	96
2013	CHI	16	45	46	97.8	26	29	89.7	0	58	123
2014	CHI	12	28	29	96.6	9	12	75.0	0	45	55
2015	CHI	16	28	29	96.6	33	39	84.6	0	55	127
2016	NYG	10	20	23	87.0	10	10	100.0	0	47	50
TOTALS		176	399	406	98.3	286	333	85.9	10	58	1,257

PLAYOFFS

YEAR	TEAM	G	XP	XPA	PCT	FG	FGA	PCT	BLK	LG	PTS
2005	CHI	1	3	3	100.0	0	0	–	0	–	3
2006	CHI	3	9	9	100.0	6	6	100.0	0	49	27
2010	CHI	2	7	7	100.0	0	0	–	0	–	7
2016	NYG	1	1	1	100.0	2	2	100.0	0	40	7
TOTALS		7	20	20	100.0	8	8	100.0	0	49	44

Additional Statistics:

Punting – 3–81: 2005 (1–28 yds.; 28.0 avg; 9.0 net avg.); 2007 (2–53 yds.; 26.5 avg.; 26.5 net avg.)

Passing – 1–0–0–0–0 TDs: 2007 (1–0–0–0–0 TDs)

Special Teams Tackles: Regular Season – 15: 2005 (2); 2006 (2); 2007 (1); 2008 (2); 2009 (3); 2010 (3); 2013 (1); 2015 (1); **Postseason – 1:** 2010 (1)

Milestones:

NFL Debut: at Cle. (10/9/05); **First FG:** at Cle. (10/9/05); **100th FG Made:** vs. Jax. (12/7/08); **200th FG Made:** vs. Car. (10/28/12); **First PAT:** at Bal. (9/26/99); **100th PAT Made:** at Ind. (9/7/08); **200th PAT Made:** at Min. (12/20/10); **300th PAT Made:** at Was. (10/20/13); **500th Career Point:** at Atl. (10/18/09); **1,000th Career Point:** vs. Dal. (12/9/13); **100–Point Seasons:** 8, Last in 2015 (127); **Highest Single–Game Points Total:** 16 (2 times) Last at Min. (12/20/10)

GOULD'S CAREER FIELD GOAL STATISTICS

YEAR	TEAM	1-19	PCT	20-29	PCT	30-39	PCT	40-49	PCT	50+	PCT	TOT
2005	CHI	0/0	-	9/9	100.0	9/10	90.0	3/8	37.5	0/0	-	21/27
2006	CHI	0/0	-	6/6	100.0	14/16	87.5	12/14	85.7	0/0	-	32/36
2007	CHI	0/0	-	7/7	100.0	12/13	92.3	12/14	85.7	0/2	0.0	31/36
2008	CHI	0/0	-	6/6	100.0	12/12	100.0	8/11	72.7	0/0	-	26/29
2009	CHI	0/0	-	9/9	100.0	6/6	100.0	7/10	70.0	2/3	66.7	24/28
2010	CHI	1/1	100.0	9/9	100.0	8/9	88.9	4/7	57.1	3/4	75.0	25/30
2011	CHI	0/0	-	10/10	100.0	6/6	100.0	6/10	60.0	6/6	100.0	28/32
2012	CHI	0/0	-	7/7	100.0	5/7	71.4	7/9	77.8	2/2	100.0	21/25
2013	CHI	0/0	-	11/11	100.0	6/7	85.7	6/7	85.7	3/4	75	26/29
2014	CHI	0/0	-	4/4	100.0	2/3	66.7	3/4	75.0	0/1	0.0	9/12
2015	CHI	1/1	100.0	8/8	100.0	10/12	83.3	7/9	77.8	7/9	77.8	33/39
2016	NYG	0/0	-	3/3	100.0	3/3	100.0	4/4	100.0	0/0	-	10/10
TOTALS		2/2	100.0	89/89	100.0	93/104	89.4	79/107	73.8	23/31	74.2	286/333

PLAYOFFS

YEAR	TEAM	1-19	PCT	20-29	PCT	30-39	PCT	40-49	PCT	50+	PCT	TOT
2005	CHI	0/0	-	0/0	-	0/0	-	0/0	-	0/0	-	0/0
2006	CHI	1/1	100.0	1/1	100.0	0/0	-	4/4	100.0	0/0	-	6/6
2010	CHI	0/0	-	0/0	-	0/0	-	0/0	-	0/0	-	0/0
2016	NYG	0/0	-	1/1	100.0	0/0	-	1/1	100.0	0/0	-	2/2
TOTALS		1/1	100.0	2/2	100.0	0/0	-	5/5	100.0	0/0	-	8/8

GOULD'S TRANSACTIONS

Originally signed as an undrafted free agent with NE on 4/29/05...Waived by NE on 8/30/05...Signed to Bal. practice squad on 9/7/05...Waived by Bal. on 9/27/05...Signed with Chi. on 10/8/05...Signed a five-year extension with Chi. on 5/12/08...Placed on the Injured Reserve List on 12/11/12...Re-signed with Chi. on a four-year deal on 12/27/13...Released by Chi. on 9/4/16...Signed with NYG on 10/20/16...Signed a two-year deal with SF on 3/10/17.

2016 (NEW YORK GIANTS)

- Signed with the Giants on 10/20, where he finished the season converting each of his 10 FGAs along with 20 of 23 PATs.
- Connected on all 4 FGAs (35, 35, 29 & 41 yds.) at Phi. (12/22), as well as 1 PAT.

2015 (CHICAGO)

- Made 33 of 39 FGAs (84.6 pct.), including 7 of 9 from 50-or-more yds. in addition to 28 of 29 PATs for a total of 127 pts.
- Broke the Bears franchise single-season record for FGM (33) and FGM of 50-or-more yds. (7).
- Extended his franchise record with his 10th season with 20-or-more FGM.
- With 2 FGM (44 & 30) at KC (10/11), set the record for most pts. in franchise history.

2014 (CHICAGO)

- Appeared in 12 games, making 9 of 12 FGAs (75.0 pct.) and 28 of 29 PATs for 55 pts.
- Converted a 38-yd. FG with 8:41 remaining in OT to give his team a 23-20 win vs. Bal. (11/17).

2013 (CHICAGO)

- Tied his franchise single-season record, making 89.7 pct. of his FGAs (26 of 29) in 16 games played. Added 45 of 46 PATs for a total of 123 pts. scored.
- Connected on 3 of 4 FGAs of 50-or-more yds. vs. Cin. (9/18), including a franchise-record for longest FGM (58 yds.).

2012 (CHICAGO)

- Converted 21 of 25 FGAs (84.0 pct.) and 33 of 33 PATs for a team-leading 96 points in 13 games played.
- Made a game-winning 41-yd. FG as time expired to give his team a 23-22 win vs. Car. (10/28). The FG also marked the 200th FGM of his career.
- Connected on 3 of 3 FGs and 6 of 6 PATs for a season-high 15 points at Ten. (11/4).

2011 (CHICAGO)

- Led Bears in scoring with 121 points for the seventh consecutive season after connecting on 28 of 32 FGAs (87.5 pct.) and 37 of 37 PATs in 16 games played.
- Set a then-franchise record with a 57-yd. FG at Den. (12/11), his longest FG of the season.

2010 (CHICAGO)

- Appeared in all 16 games and connected on 25 of 30 FGAs (83.3 pct.) and 35 of 35 PATs to lead the team in scoring with 110 points.
- Converted a game-winning 19-yd. FG with 3:59 remaining in the 4th Qtr. to give his team a 20-17 win vs. GB (9/27).

2009 (CHICAGO)

- Made 24 of 28 FGAs (85.7 pct.) and all 33 PATs to lead the Bears in scoring with 105 points, his fourth consecutive 100-or-more point season.
- Converted a 44-yd. FG with :15 remaining to give his team a 17-14 win vs. Pit. (9/20).

2008 (CHICAGO)

- Connected on 26 of 29 FGs for a franchise-best 89.7 pct., breaking the record he previously set in 2006.
- Led the Bears in scoring with 119 points, his third consecutive 100-or-more point season.
- Kicked a 35-yd. FG in OT vs. NO (12/11), his fourth career game-winning kick in OT.
- The following week, he became the fourth player in NFL history to make game-winning field goals in OT in consecutive weeks, knocking through a 38-yd. FG in OT vs. GB (12/22).

2007 (CHICAGO)

- Led the Bears and ranked fourth in the NFC in scoring with 126 points, his second consecutive 100-or-more point season. Converted 31 of 36 FGAs (86.1 pct.) and 33 of 33 PATs in 16 games played.
- His 31 FGs tied for the most in the NFC (GB K Mason Crosby - 31 FGs) and ranked tied for second in the NFL (Ten. K Rob Bironas - 35 FGs).
- Connected on 3 of 3 FGAs and 4 of 4 PATs for a season-high 13 points vs. Den. (11/25), including a 39-yd. FG in OT to give his team a 37-34 win.

2006 (CHICAGO)

- Earned his first Pro Bowl selection and was First-Team All-Pro after finishing 2nd overall in the NFL in scoring with 143 points. He converted 32 of 36 FGAs (88.9 pct.) and 47 of 47 PATs.
- Tied for NFL lead with 32 FGs (StL K Jeff Wilkins - 32 FGs) and connected on franchise record 24-consecutive field goals to start the season.
- Connected of 4 of 4 FGAs [42, 43, 32 and 41 yds.] and 4 of 4 PATs for a career-high 16 points vs. Buf. (10/8).
- Made a 25-yd. FG with 3:37 remaining in OT to give his team a 34-31 win vs. TB (12/17).
- Converted a 49-yd. FG in OT vs. Sea. (1/14/07 - NFC - D) to give his team a 27-24 win.

2005 (CHICAGO)

- Signed with the Bears on 10/8 and converted 21 of 27 FGAs (71.8 pct.) and 19 of 20 PATs for a total of 82 points, becoming the first Bears rookie to lead the team in scoring since Paul Edinger in 2000.
- Appeared in his first NFL game at Cle. (10/9) and converted his first att. from 44-yds. in the 2nd Qtr.
- Made a 28-yd. FG with :06 remaining in the 4th Qtr. to give his team a 20-17 win at NO (11/6).

COLLEGE

Appeared in 47 games for the Nittany Lions and scored 232 points, connecting on 39 of 61 FGAs and 115 of 121 PATs. Finished his collegiate career ranked 5th on Penn State's all-time scoring list. As a senior, played in 11 games, hitting 7 of 13 FGAs and 22 of 23 PATs for 43 points. In 2003, was named one of two recipients of the Frank Patrick Memorial Total Commitment Award, which is presented annually to a junior who dutifully complete responsibilities in all facets of the football program and do so in an exemplary manner. Appeared in 12 games and scored 49 points, connecting on 9 of 16 FGAs and 22 of 24 PATs. As a sophomore, played in 13 games and hit 17 of 22 FGAs and 42 of 45 PATs for 93 points. In 2001, played in 11 games and scored 47 points, connecting on 6 of 10 FGAs and all 29 PATs.

PERSONAL

- Majored in management at Penn State.
- Attended Central Mountain (Lock Haven, PA) HS, where he won 3 letters each in soccer, football and basketball and another in track.
- Son of Robert and Cheryl Gould, and has one brother, Christopher, who was a punter/placekicker at the University of Virginia and is currently the assistant special teams coach for the Denver Broncos.
- His father, Robert, was a three-time All-American soccer player who led Lock Haven University to a Division II national championship in 1980 and played professionally for the St. Louis Steamers (1980-83).
- Born Robert Paul Gould III (12/6/81) in Jersey Shore, PA.

INJURY REPORT

- 2012:** Placed on the Injured Reserve List on 12/11 with a calf injury.
- 2014:** Inactive four games [vs. Dal. (12/4), vs. NO (12/15), vs. Det. (12/21) and at Min. (12/28)] with a quad injury.

GOULD'S GAME-BY-GAME

2005 (Chicago)

Date	Opp	W/L	Pts	XP-XPA	FG-FGA	Kick-By-Kick
Oct 9	at Cle	L	4	1-1	1-2	44, 48N
Oct 16	Min	W	4	4-4	0-0	
Oct 23	Bal	W	4	1-1	1-2	23, 47N
Oct 30	at Det	W	7	1-1	2-2	38, 20
Nov 6	at NO	W	8	2-2	2-3	35, 47N, 28
Nov 13	SF	W	5	2-2	1-2	39N, 37
Nov 20	Car	W	7	1-1	2-2	33, 39
Nov 27	at TB	W	7	1-1	2-2	25, 36
Dec 4	GB	W	13	1-1	4-5	21, 40, 25, 35, 43N
Dec 11	at Pit	L	3	0-1	1-1	29
Dec 18	Atl	W	10	1-1	3-4	35, 29, 39, 44N
Dec 25	at GB	W	6	3-3	1-1	45
Jan 1	at Min	L	4	1-1	1-1	22
TOTALS			82	19-20	21-27	Long: 45

2005 Postseason (Chicago)

Date	Opp	W/L	Pts	XP-XPA	FG-FGA	Kick-By-Kick
Jan 15	Car	L	3	3-3	0-0	
TOTALS			3	3-3	0-0	

2006 (Chicago)

Date	Opp	W/L	Pts	XP-XPA	FG-FGA	Kick-By-Kick
Sep 10	at GB	W	14	2-2	4-4	40, 39, 28, 30
Sep 17	Det	W	10	4-4	2-2	32, 45
Sep 24	at Min	W	13	1-1	4-4	41, 24, 31, 49
Oct 1	Sea	W	13	4-4	3-3	36, 20, 41
Oct 8	Buf	W	16	4-4	4-4	42, 43, 32, 41
Oct 16	at Arz	W	6	3-3	1-1	23
Oct 29	SF	W	11	5-5	2-2	43, 36
Nov 5	Mia	L	7	1-1	2-2	38, 38
Nov 12	at NYG	W	8	5-5	1-1	49
Nov 19	at NYJ	W	4	1-1	1-1	20
Nov 26	at NE	L	7	1-1	2-3	45N, 46, 32
Dec 3	Min	W	3	3-3	0-0	
Dec 11	at StL	W	6	6-6	0-2	36N, 49N
Dec 17	TB	W	10	4-4	2-3	38, 37N, 25
Dec 24	at Det	W	14	2-2	4-4	36, 36, 39, 44
Dec 31	GB	L	1	1-1	0-0	
TOTALS			143	47-47	32-36	Long: 49

2006 Postseason (Chicago)

Date	Opp	W/L	Pts	XP-XPA	FG-FGA	Kick-By-Kick
Jan 14	Sea	W	9	3-3	2-2	41, 49
Jan 21	NO	W	13	4-4	3-3	19, 43, 24
Feb 4	Ind	L	5	2-2	1-1	44
TOTALS			27	9-9	6-6	Long: 49

2007 (Chicago)

Date	Opp	W/L	Pts	XP-XPA	FG-FGA	Kick-By-Kick
Sep 9	at SD	L	3	0-0	1-1	27
Sep 16	KC	W	8	2-2	2-2	47, 38
Sep 23	Dal	L	4	1-1	1-1	20
Sep 30	at Det	L	9	3-3	2-3	52N, 49, 41
Oct 7	at GB	W	9	3-3	2-2	44, 36
Oct 14	Min	L	7	4-4	1-1	32
Oct 21	at Phi	W	13	1-1	4-5	39N, 31, 22, 41, 45
Oct 28	Det	L	1	1-1	0-1	40N
Nov 11	at Oak	W	5	2-2	1-2	32, 53N
Nov 18	at Sea	L	11	2-2	3-3	31, 47, 48
Nov 25	Den	W	13	4-4	3-3	24, 44, 39
Dec 2	NYG	L	10	1-1	3-3	35, 46, 41
Dec 6	at Was	L	10	1-1	3-4	48N, 30, 22, 21
Dec 17	at Min	L	7	1-1	2-2	29, 47
Dec 23	GB	W	9	3-3	2-2	31, 35
Dec 30	NO	W	7	4-4	1-1	39
TOTALS			126	33-33	31-36	Long: 49

2008 (Chicago)

Date	Opp	W/L	Pts	XP-XPA	FG-FGA	Kick-By-Kick
Sep 7	at Ind	W	9	3-3	2-2	41, 25
Sep 14	at Car	L	5	2-2	1-1	27
Sep 21	TB	L	10	1-1	3-4	40, 43, 28, 49N
Sep 28	Phi	W	6	3-3	1-1	41
Oct 5	at Det	W	10	4-4	2-2	37, 45
Oct 12	at Atl	L	8	2-2	2-2	36, 32
Oct 19	Min	W	12	6-6	2-3	26, 42N, 48
Nov 2	Det	W	9	3-3	2-2	36, 41
Nov 9	Ten	L	2	2-2	0-1	48N
Nov 16	at GB	L	3	0-0	1-1	35
Nov 23	at StL	W	9	3-3	2-2	43, 38
Nov 30	at Min	L	2	2-2	0-0	
Dec 7	Jax	W	11	2-2	3-3	22, 36, 35
Dec 11	NO	W	9	3-3	2-2	28, 35
Dec 22	GB	W	8	2-2	2-2	31, 38
Dec 28	at Hou	L	6	3-3	1-1	37
TOTALS			119	41-41	26-29	Long: 48

2009 (Chicago)

Date	Opp	W/L	Pts	XP-XPA	FG-FGA	Kick-By-Kick
Sep 13	at GB	L	7	1-1	2-2	47, 21
Sep 20	Pit	W	5	2-2	1-1	44
Sep 27	at Sea	W	5	2-2	1-2	53N, 37
Oct 4	Det	W	12	6-6	2-2	52, 22
Oct 18	at Atl	L	2	2-2	0-0	
Oct 25	at Cin	L	4	1-1	1-1	22
Nov 1	Cle	W	12	3-3	3-3	37, 29, 32
Nov 8	Arz	L	3	3-3	0-1	48N
Nov 12	at SF	L	6	0-0	2-2	50, 38
Nov 22	Phi	L	12	0-0	4-5	45, 28, 28, 49, 48N
Nov 29	at Min	L	4	1-1	1-1	38
Dec 6	StL	W	5	2-2	1-1	27
Dec 13	GB	L	2	2-2	0-0	
Dec 20	at Bal	L	1	1-1	0-0	
Dec 28	Min	W	12	3-3	3-4	22, 42, 41, 45N
Jan 3	at Det	W	13	4-4	3-3	44, 28, 34
TOTALS			105	33-33	24-28	Long: 52

2010 (Chicago)

Date	Opp	W/L	Pts	XP-XPA	FG-FGA	Kick-By-Kick
Sep 12	Det	W	7	1-1	2-2	20, 31
Sep 19	at Dal	W	9	3-3	2-2	38, 40
Sep 27	GB	W	8	2-2	2-3	49N, 25, 19
Oct 3	at NYG	L	3	0-0	1-1	40
Oct 10	at Car	W	11	2-2	3-3	28, 53, 43
Oct 17	Sea	L	8	2-2	2-3	34, 24, 54N
Oct 24	Was	L	2	2-2	0-0	
Nov 7	at Buf	W	2	2-2	0-1	42N
Nov 14	Min	W	9	3-3	2-3	43N, 34, 37
Nov 18	at Mia	W	10	1-1	3-3	47, 24, 50
Nov 28	Phi	W	7	4-4	1-1	23
Dec 5	at Det	W	6	3-3	1-1	54
Dec 12	NE	L	1	1-1	0-0	
Dec 20	at Min	W	16	4-4	4-4	29, 23, 34, 20
Dec 26	NYJ	W	8	5-5	1-2	37, 35N
Jan 2	at GB	L	3	0-0	1-1	30
TOTALS			110	35-35	25-30	Long: 54

2010 Postseason (Chicago)

Date	Opp	W/L	Pts	XP-XPA	FG-FGA	Kick-By-Kick
Jan 16	Sea	W	5	5-5	0-0	
Jan 23	GB	L	2	2-2	0-0	
TOTALS			7	7-7	0-0	

GOULD'S GAME-BY-GAME

2011 (Chicago)

Date	Opp	W/L	Pts	XP-XPA	FG-FGA	Kick-By-Kick
Sep 11	Atl	W	12	3-3	3-3	41, 23, 26
Sep 18	at NO	L	7	1-1	2-2	42, 38
Sep 25	GB	L	5	2-2	1-1	25
Oct 2	Car	W	10	4-4	2-2	20, 24
Oct 10	at Det	L	7	1-1	2-2	44, 49
Oct 16	Min	W	13	4-4	3-3	51, 26, 22
Oct 23	at TB	W	6	3-3	1-2	41N, 25
Nov 7	at Phi	W	12	3-3	3-3	51, 38, 22
Nov 13	Det	W	13	4-4	3-4	43, 35, 43N, 50
Nov 20	SD	W	7	4-4	1-1	42
Nov 27	at Oak	L	8	2-2	2-2	50, 53
Dec 4	KC	L	3	0-0	1-2	32, 41N
Dec 11	at Den	L	4	1-1	1-1	57
Dec 18	Sea	L	2	2-2	0-0	
Dec 25	at GB	L	7	1-1	2-3	49N, 35, 30
Jan 1	at Min	W	5	2-2	1-1	27
TOTALS			121	37-37	28-32	Long: 57

2014 (Chicago)

Date	Opp	W/L	Pts	XP-XPA	FG-FGA	Kick-By-Kick
Sep 7	Buf	L	8	2-2	2-2	41, 37
Sep 14	at SF	W	4	4-4	0-0	
Sep 22	at NYJ	W	9	3-3	2-2	24, 45
Sep 28	GB	L	5	2-2	1-1	23
Oct 5	at Car	L	6	3-3	1-2	35N, 45
Oct 12	at Atl	W	7	1-2	2-2	25, 28
Oct 19	Mia	L	2	2-2	0-0	
Oct 26	at NE	L	1	1-1	0-0	
Nov 9	at GB	L	2	2-2	0-0	
Nov 16	Min	W	3	3-3	0-1	47N
Nov 23	TB	W	3	3-3	0-1	54N
Nov 27	at Det	L	5	2-2	1-1	35
Dec 4	Dal	L				- INACTIVE (Quad) - -
Dec 15	NO	L				- INACTIVE (Quad) - -
Dec 21	Det	L				- INACTIVE (Quad) - -
Dec 28	at Min	L				- INACTIVE (Quad) - -
TOTALS			55	28-29	9-12	Long: 45

2012 (Chicago)

Date	Opp	W/L	Pts	XP-XPA	FG-FGA	Kick-By-Kick
Sep 9	Ind	W	11	5-5	2-2	35, 26
Sep 13	at GB	L	4	1-1	1-1	45
Sep 23	StL	W	11	2-2	3-3	54, 22, 37
Oct 1	at Dal	W	10	4-4	2-2	43, 21
Oct 7	at Jax	W	11	5-5	2-2	32, 31
Oct 22	Det	W	7	1-1	2-3	39, 47N, 21
Oct 28	Car	W	5	2-2	1-2	33N, 41
Nov 4	at Ten	W	15	6-6	3-3	40, 25, 22
Nov 11	Hou	L	6	0-0	2-3	51, 24, 48N
Nov 19	at SF	L	1	1-1	0-0	
Nov 25	Min	W	8	2-2	2-3	47, 39N, 46
Dec 2	Sea	L	5	2-2	1-1	46
Dec 9	at Min	L	2	2-2	0-0	
PLACED ON INJURED RESERVE (Calf) ON 12/11						
TOTALS			96	33-33	21-25	Long: 54

2015 (Chicago)

Date	Opp	W/L	Pts	XP-XPA	FG-FGA	Kick-By-Kick
Sep 13	GB	L	11	2-2	3-3	28, 50, 44
Sep 20	Arz	L	11	2-2	3-3	40, 23, 51
Sep 27	at Sea	L	0	0-0	0-0	
Oct 4	Oak	W	10	1-2	3-3	19, 54, 49
Oct 11	at KC	W	6	0-0	2-2	44, 30
Oct 18	at Det	L	14	2-2	4-4	27, 23, 38, 29
Nov 1	Min	L	8	2-2	2-3	55, 33, 51N
Nov 9	at SD	W	2	2-2	0-2	47N, 34N
Nov 15	at StL	W	13	4-4	3-3	35, 37, 36
Nov 22	Den	L	9	0-0	3-3	46, 37, 37
Nov 26	at GB	W	5	2-2	1-1	21
Dec 6	SF	L	8	2-2	2-4	40, 51, 40N, 36N
Dec 13	Was	L	3	3-3	0-1	50N
Dec 20	at Min	L	5	2-2	1-1	51
Dec 27	at TB	W	14	2-2	4-4	26, 27, 50, 39
Jan 3	Det	L	8	2-2	2-2	49, 34
TOTALS			127	28-29	33-39	Long: 55

2013 (Chicago)

Date	Opp	W/L	Pts	XP-XPA	FG-FGA	Kick-By-Kick
Sep 8	Cin	W	6	3-3	1-1	58
Sep 15	Min	W	7	4-4	1-1	20
Sep 22	at Pit	W	10	4-5	2-2	47, 32
Sep 29	at Det	L	10	1-1	3-3	34, 28, 25
Oct 6	NO	L	4	1-1	1-1	27
Oct 10	NYG	W	9	3-3	2-2	40, 52
Oct 20	at Was	L	11	5-5	2-3	37, 34N, 49
Nov 4	at GB	W	9	3-3	2-2	24, 27
Nov 10	Det	L	7	1-1	2-2	25, 32
Nov 17	Bal	W	11	2-2	3-3	20, 46, 38
Nov 24	at StL	L	3	3-3	0-0	
Dec 1	at Min	L	8	2-2	2-4	30, 40, 66N, 47N
Dec 9	Dal	W	13	4-4	3-3	27, 34, 23
Dec 15	at Cle	W	8	5-5	1-1	23
Dec 22	at Phi	L	3	0-0	1-1	50
Dec 29	GB	L	4	4-4	0-0	
TOTALS			123	45-46	26-29	Long: 58

2016 (New York Giants)

Date	Opp	W/L	Pts	XP-XPA	FG-FGA	Kick-By-Kick
Oct 23	at LAR	W	5	2-2	1-1	29
Nov 6	Phi	W	4	4-4	0-0	
Nov 14	Cin	W	3	3-3	0-0	
Nov 20	Chi	W	4	1-3	1-1	46
Nov 27	at Cle	W	3	3-4	0-0	
Dec 4	at Pit	L	2	2-2	0-0	
Dec 11	Dal	W	4	1-1	1-1	39
Dec 18	Det	W	5	2-2	1-1	47
Dec 22	at Phi	L	13	1-1	4-4	35, 35, 29, 41
Jan 1	at Was	W	7	1-1	2-2	22, 40
TOTALS			50	20-23	10-10	Long: 47

2016 Postseason (New York Giants)

Date	Opp	W/L	Pts	XP-XPA	FG-FGA	Kick-By-Kick
Jan 8	at GB	L	7	1-1	2-2	26, 40
TOTALS			7	1-1	2-2	Long: 40



ELI HAROLD

57

LB » 6-3 » 265 » VIRGINIA

1.20.94 » VIRGINIA BEACH, VA » OCEAN LAKES HS, VIRGINIA BEACH, VA » 3RD YEAR » ACQUIRED D-3 IN '15

GOLDMINE

- Harold was “Mr. Everything” for his high school team, playing quarterback, running back, wide receiver and defensive end at Ocean Lakes HS. Racking up 1,146 yards and 20 touchdowns in a wildcat offense, he was named first-team All-Tidewater, the Beach District Defensive Player of the Year and a first-team all-district selection at wide receiver and defensive end.
- Late in 2010 and early 2011 was an incredibly trying time for the Harold family. In a three-month span, Eli’s brother Walter unexpectedly lost his son, Forrest, and Eli’s mother, Sheila Korvette, passed away from cancer. In the wake of the family’s tragedy, Harold moved in with Walter, the closest thing he had to a father figure. After becoming a highly-touted prospect and recording his first sack at the University of Virginia, Harold dedicated the milestone to his older brother.
- In July of 2016, Harold teamed with Seattle Seahawks safety Kam Chancellor and other NFL players to host the Inaugural “VA’s Next Up” football camp. The camp was attended by more than 150 middle and high school athletes/students which focused on life skills, financial literacy, NCAA rules and regulations, entrepreneurship, teamwork and communication. Said Harold on the genesis of the event, “I reached out to Kam and thought it would be a great idea to get some of the guys from the 757 to start a camp to reach these kids,” he said. “We wanted to reach back out to the community and give back to the kids. We also wanted to let them know that they can do anything they want to do in life.”



HAROLD’S GOLDEN NUGGETS

- Persevered through the unspeakable tragedy of losing his mother, Sheila Korvette, to become a highly sought-after prospect.
- Harold is cousins with current Pittsburgh Steelers WR and former 2013 second-round (34th overall) draft pick of the Tennessee Titans, Justin Hunter.
- Finished his college career ranking 11th in Virginia school history with 17.5 total sacks.
- First-team all-district selection at Ocean Lakes (Virginia Beach, VA) HS at both wide receiver and defensive end.

GOLDMINE (CONTINUED)

- One of many interests Harold has, his sneaker collection is the one that he is the most passionate about. A collector of more than 250 pairs of shoes, Harold’s collection ranges from Air Jordan’s to “Anything red and suede,” which particularly catch his eyes. His sneaker interest translates to his cleats on the field. “If you look good, you feel good, you play good. That’s what it’s all about,” said Harold.



HAROLD’S CAREER STATISTICS

YEAR	TEAM	GP	GS	TACKLES				YDS	INT	INTERCEPTIONS			PD	FUMBLES		
				TOT	SOL	AST	SACKS			YDS	LG	TD		FF	FR	YDS
2015	SF	16	1	20	12	8	0.0	0.0	0	0	–	0	0	0	1	8
2016	SF	16	13	55	27	28	3.0	5.0	0	0	–	0	0	1	1	19
TOTALS		32	14	75	39	36	3.0	5.0	0	0	–	0	0	1	2	27

Additional Statistics:

Special Teams Tackles – 1: 2015 (1)

Milestones:

NFL Debut: vs. Min (9/14/15); First Start: vs. Arz. (11/29/15); First FR: at StL (11/1/15 – WR Tavon Austin); First Sack: at Arz. (11/13/16 – QB Carson Palmer); First FF: at Arz. (11/13/16 – QB Carson Palmer)

HAROLD’S CAREER HIGHS

Total Tackles: 8 vs. NO (11/6/16)
Solo: 5 vs. TB (10/23/16)
Assists: 5 vs. NYJ (12/11/16)

Sacks: 1.0 (3 times) Last at LAR (12/24/16)
Forced Fumbles: 1 at Arz. (11/13/16)
Fumble Recoveries: 1 (2 times) Last at Car. (9/18/16)

HAROLD’S TRANSACTIONS

Originally a 3rd-round (79th overall) draft choice by SF in 2015.

2016

- Appeared in all 16 games for the second consecutive season, while make a career-high 13 starts, and recorded 55 tackles, 3.0 sacks, 1 FF and 1 FR.
- Registered a strip-sack of Cardinals QB Carson Palmer at Arz. (11/13), his first sack and first FF of his career.
- Took down QB Matt Ryan for his 2nd career sack at Atl. (12/18).
- Recorded 5 tackles and 1.0 sack at LAR (12/24), marking his 3rd sack of the season and the first time in his career he has registered a sack in consecutive games.
- Part of a 49ers defense that allowed 177 net yds. (99 rush, 78 pass) at LAR (12/24), the fewest given up by the 49ers defense in a single game since 11/19/12 vs. Chi. (143; 85 rush, 58 pass).

2015

- Appeared in all 16 games (1 start) and recorded 20 tackles and 1 FR.
- Registered a season-high 5 tackles vs. Sea. (10/22)
- Recovered the first fumble of his career at StL (11/1), picking up a fumble by Rams WR Tavon Austin.

COLLEGE

Played in 36 games (25 starts) and registered 141 tackles, 17.5 sacks, 36.5 TFLs, 4 FFs, 4 FRs, 2 INTs and 3 PDs. Finished career ranked 10th in school history with 36.5 career TFLs and 11th with 17.5 career sacks. As a junior, named Touchdown Club of Richmond's Defensive Lineman of the Year, Second-Team All-ACC and Second-Team All-ACC Coaches. Started all 12 games and tallied 54 tackles, 7.0 sacks, 14.5 TFLs, 2 FRs, 1 FF, 1 INT and 2 PDs. In 2013, earned Second-Team *CollegeFootballNews* All-Sophomore honors as he started all 12 games and notched 51 tackles, 8.5 sacks, 15 TFLs, 2 FRs, 2 FFs and 1 PD. As a freshman, played in 12 games (1 start) and recorded 36 tackles, 2.0 sacks, 7 TFLs, 1 FF and 1 INT.

PERSONAL

- Majored in African American studies.
- Attended Ocean Lakes (Virginia Beach, VA) HS and was named *SuperPrep* Mid-Atlantic Defensive Player of the Year as a senior. Also earned Beach District Defensive Player of the Year and a first-team all-district selection at WR and DE.
- As a senior, tallied 78 tackles and 16 sacks. Also played QB, RB and WR on offense, amassing 1,146 total yds. and 20 TDs in a wildcat offense. Led the Dolphins with 41 receipts. for 723 yds.
- Born Eli Medgar Harold (1/20/94) in Virginia Beach, VA.

HAROLD'S GAME-BY-GAME

2015														
Date	Opp	W/L	P/S	Tot	Sol	Ast	Sk	Yds	Int	Yds	PD	FF	FR	Yds
Sep 14	Min	W	1/0	0	0	0	0.0	0.0	0	0	0	0	0	0
Sep 20	at Pit	L	1/0	0	0	0	0.0	0.0	0	0	0	0	0	0
Sep 27	at Arz	L	1/0	0	0	0	0.0	0.0	0	0	0	0	0	0
Oct 4	GB	L	1/0	0	0	0	0.0	0.0	0	0	0	0	0	0
Oct 11	at NYG	L	1/0	0	0	0	0.0	0.0	0	0	0	0	0	0
Oct 18	Bal	W	1/0	0	0	0	0.0	0.0	0	0	0	0	0	0
Oct 22	Sea	L	1/0	5	3	2	0.0	0.0	0	0	0	0	0	0
Nov 1	at StL	L	1/0	3	3	0	0.0	0.0	0	0	0	0	1	8
Nov 8	Atl	W	1/0	0	0	0	0.0	0.0	0	0	0	0	0	0
Nov 22	at Sea	L	1/0	0	0	0	0.0	0.0	0	0	0	0	0	0
Nov 29	Arz	L	1/1	4	1	3	0.0	0.0	0	0	0	0	0	0
Dec 6	at Chi	W	1/0	1	0	1	0.0	0.0	0	0	0	0	0	0
Dec 13	at Cle	L	1/0	0	0	0	0.0	0.0	0	0	0	0	0	0
Dec 20	Cin	L	1/0	3	3	0	0.0	0.0	0	0	0	0	0	0
Dec 27	at Det	L	1/0	1	0	1	0.0	0.0	0	0	0	0	0	0
Jan 3	StL	W	1/0	3	2	1	0.0	0.0	0	0	0	0	0	0
TOTALS			16/1	20	12	8	0.0	0.0	0	0	0	0	1	8

2016														
Date	Opp	W/L	P/S	Tot	Sol	Ast	Sk	Yds	Int	Yds	PD	FF	FR	Yds
Sep 12	LAR	W	1/1	1	1	0	0.0	0.0	0	0	0	0	0	0
Sep 18	at Car	L	1/1	1	0	1	0.0	0.0	0	0	0	0	1	19
Sep 25	at Sea	L	1/1	2	1	1	0.0	0.0	0	0	0	0	0	0
Oct 2	Dal	L	1/1	0	0	0	0.0	0.0	0	0	0	0	0	0
Oct 6	Arz	L	1/0	2	1	1	0.0	0.0	0	0	0	0	0	0
Oct 16	at Buf	L	1/0	5	2	3	0.0	0.0	0	0	0	0	0	0
Oct 23	TB	L	1/0	7	5	2	0.0	0.0	0	0	0	0	0	0
Nov 6	NO	L	1/1	8	4	4	0.0	0.0	0	0	0	0	0	0
Nov 13	at Arz	L	1/1	3	1	2	1.0	4.0	0	0	0	1	0	0
Nov 20	NE	L	1/1	5	4	1	0.0	0.0	0	0	0	0	0	0
Nov 27	at Mia	L	1/1	4	2	2	0.0	0.0	0	0	0	0	0	0
Dec 4	at Chi	L	1/1	3	1	2	0.0	0.0	0	0	0	0	0	0
Dec 11	NYJ	L	1/1	5	0	5	0.0	0.0	0	0	0	0	0	0
Dec 18	at Atl	L	1/1	4	2	2	1.0	0.0	0	0	0	0	0	0
Dec 24	at LAR	W	1/1	5	3	2	1.0	1.0	0	0	0	0	0	0
Jan 1	Sea	L	1/1	0	0	0	0.0	0.0	0	0	0	0	0	0
TOTALS			16/13	55	27	28	3.0	5.0	0	0	0	1	1	19



TIM HIGHTOWER

22

RB » 6-0 » 220 » RICHMOND

5.23.86 » ALEXANDRIA, VA » EPISCOPAL HS, ALEXANDRIA, VA » 7TH YEAR » ACQUIRED FA IN '17

AWARDS & HONORS

- 2015:** FedEx Ground Player of the Week (Week 16)
- 2016:** New Orleans Saints Ed Block Courage Award Recipient

CAREER HIGHLIGHTS

- As a member of the Arizona Cardinals, totaled 18 rushing TDs during his first two seasons (2008-09), tying Ottis Anderson (1980-81) and Ernie Nevers (1929-30) for the then-franchise record for most rushing TDs in consecutive seasons. [RB David Johnson - 24 rushing TDs (2015-16)].
- As a member of the Cardinals, led the team and tied for the lead among NFL rookies with a franchise rookie record 10 rushing TDs in 2008.
- During the 2008 postseason with Arizona, became the first NFL rookie to register a TD in each of his first three playoff games since 49ers FB William Floyd in 1994.
- With Arizona in 2009, ranked 2nd in the NFL among all RBs with 63 receipts. (RB Ray Rice, Bal. - 78 receipts.).

GOLDMINE

- In September of 2016, Hightower teamed with Whole Foods in Metairie, LA to make his Chef debut and raise money for the International Justice Mission, a global organization that protects the poor from violence in the developing world. "Since about 2010, I got into the kitchen as really a way of doing something different. You get into the routine of playing football and working out and it's kind of a way to take some stress off and take my mind away and learn about something I'm passionate about," Hightower said at the time.
- Hightower lives his life by the motto "Purpose Driven" and has the words inscribed in a tattoo on his back. Since the fifth grade, his goal was to make it to the NFL. "When you understand your purpose, that purpose will drive you," Hightower said in 2011. "That focus, that goal, it drove me to the point where that's all I could think about. That was it. That was my purpose, to get to the NFL."

HIGHTOWER'S GOLDEN NUGGETS

- Returned to the NFL in 2015 after missing three seasons with a knee injury. Completing his comeback, he appeared in 24 consecutive games with New Orleans over the last two seasons (2015-16).
- In 2011, played for 49ers head coach Kyle Shanahan while he was offensive coordinator of the Washington Redskins.
- As a member of the Arizona Cardinals, totaled 18 rushing TDs during his first two seasons in the NFL (2008-09) and set the franchise rookie record with 10 rushing TDs in 2008.

GOLDMINE (CONTINUED)

- Hightower suffered a broken foot during his senior year of high school. After most college recruiters stopped calling, he accepted the only scholarship he received from the University of Richmond. Taking advantage of the opportunity, Hightower developed into the school's all-time leading rusher and was inducted into the Richmond Athletics Hall of Fame in 2012 (pictured below). "It truly was a blessing. I went from this kid who was very unsure of his future, had no clue what the next day held, to being a kid with a support system, with a coaching staff, with teammates, who helped me become somebody who people respect," Hightower said at the induction ceremony.



HIGHTOWER'S CAREER STATISTICS

YEAR	TEAM	GP	GS	RUSHING					RECEIVING				
				ATT	YDS	AVG	LG	TD	NO	YDS	AVG	LG	TD
2008	ARZ	16	7	143	399	2.8	30t	10	34	237	7.0	26	0
2009	ARZ	16	16	143	598	4.2	50	8	63	428	6.8	23	0
2010	ARZ	16	13	153	736	4.8	80t	5	21	136	6.5	20	0
2011	WAS	5	5	84	321	3.8	22	1	10	78	7.8	19	1
2012	Out of Football												
2013	Out of Football												
2014	Out of Football												
2015	NO	8	3	96	375	3.9	26	4	12	129	10.8	27	0
2016	NO	16	1	133	548	4.1	30	4	22	200	9.1	50t	1
TOTALS		77	45	752	2,977	4.0	80t	32	162	1,208	7.5	50t	2

PLAYOFFS

YEAR	TEAM	GP	GS	RUSHING					RECEIVING				
				ATT	YDS	AVG	LG	TD	NO	YDS	AVG	LG	TD
2008	ARZ	4	0	35	132	3.8	17	1	4	24	6.0	10t	2
2009	ARZ	2	2	13	106	8.2	70t	2	6	48	8.0	13	0
TOTALS		6	2	48	238	5.0	70t	3	10	72	7.2	13	2

Additional Statistics:

Fumbles – Lost: Regular Season – 12–8; 2–0 in 2008; 5–4 in 2009; 5–4 in 2010; Postseason – 1–0; 1–0 in 2009

Special Teams Tackles – 3: 2015 (2); 2016 (1)

Kick Returns – 3: 2016 (3)

Kick Return Yards – 61: 2016 (61)

Milestones:

NFL Debut: at SF (9/7/08); **First Start:** at StL (11/2/08); **First Rushing TD:** at SF (9/7/08 – 2–yd. TD run); **First Reception:** at SF (9/7/08 – 7–yd. pass from QB Kurt Warner); **First Receiving TD:** at Dal. (9/26/11 – 7–yd. TD pass from QB Rex Grossman); **First 100–yd. Receiving Game:** vs. SF (9/13/09 – 121–yds.); **100–yd. Games:** 6, Last vs. Sea. (10/30/16 – 102–yds.); **2 TD Games:** 5, Last at Arz. (12/18/16)

HIGHTOWER'S CAREER HIGHS

Rushes: Regular Season – 28 at TB (12/13/15); Postseason – 17 at Car. (1/10/09)

Rushing Yards: Regular Season – 148 vs. Den. (12/12/10); Postseason – 87 at NO (1/16/10)

Long Rush: Regular Season – 80t at Atl. (9/9/10); Postseason – 70t at NO (1/16/10)

Rushing TDs: Regular Season – 2 (5 times) Last at Arz. (12/18/16); Postseason – 1 (3 times) Last at NO (1/16/10)

Receptions: Regular Season – 12 vs. SF (9/13/09); Postseason – 3 (2 times) Last at NO (1/16/10)

Receiving Yards: Regular Season – 121 vs. SF. (9/13/09); Postseason – 27 at NO (1/16/10)

Long Reception: Regular Season – 50t vs. LAR (11/27/16); Postseason – 13 at NO (1/16/10)

TD Receptions: Regular Season – 1 (2 times) Last vs. LAR (11/27/16); Postseason – 1 (2 times) Last vs. Phi. (1/18/09)

HIGHTOWER'S TRANSACTIONS

Originally a 5th–round (149th overall) draft choice by Arz. in 2008...Traded to Was. on 7/31/11...Placed on the Injured Reserve List on 10/25/11...Released by Was. on 8/31/12...Signed by NO on 1/5/15...Released by NO on 9/12/15...Signed by NO on 9/14/15...Released by NO on 9/15/15...Signed by NO on 11/3/15... Signed a one–year deal with SF on 4/4/17.

2016 (NEW ORLEANS)

- Appeared in all 16 games (1 start) and recorded 548 yds. and 4 TDs on 133 atts. in addition to 22 receipts. for 200 yds. and 1 TD.
- Totaled 26 atts. for 102 yds. vs. Sea. (10/30), marking his 6th career 100-yd. game.
- Registered 105 total yds. of offense (51 rush & 54 rec.) and 1 TD vs. LAR (11/26), hauling in a career-long 50-yd. TD pass from WR Willie Snead.
- Recorded his 5th career 2 TD performance at Arz. (12/18), including a 3-yd. TD in the 4th Qtr. to mark his 30th career rushing TD.

2015 (NEW ORLEANS)

- Saw action in 8 games (3 starts) and totaled 96 atts. for 375 yds. and 4 TDs along with 12 receipts. for 129 yds.
- Registered a career-high 28 atts. for 85 yds. and 1 TD at TB (12/13).
- Earned FedEx Ground Player of the Week (Week 16) honors after recording 27 atts. for 122 yds. and 2 TDs vs. Jax. (12/27), marking his 5th career 100-yd. game.

2011 (WASHINGTON)

- Started all 5 games in which he appeared and registered 84 atts. for 321 yds. and 1 TD in addition to 10 receipts. for 78 yds. and 1 TD before being placed on the Injured Reserve List on 10/25.
- Recorded 25 atts. for 72 yds. and 1 TD vs. NYG (9/11).
- Notched his first career TD receipt. at Dal. (9/26), a 7-yd. TD pass from QB Rex Grossman.

2010 (ARIZONA)

- Appeared in all 16 games (13 starts) and led the team with 153 atts. for 736 yds. and 5 TDs while adding 21 receipts. for 136 yds.
- Recorded 11 atts. for 115 yds. and 1 TD at Atl. (9/19), including a career-long 80-yd. TD run. His 10.5-yd. rushing avg. ranked as the second highest among all Cardinals RBs from 1980-2010.
- Totaled a career-high 148 yds. on 18 atts. and 2 TDs vs. Den. (12/12), including 4th Qtr. TD runs of 8 and 35-yds.

2009 (ARIZONA)

- Started all 16 games for the first time in his career and totaled 598 yds. on 143 atts. (4.2 avg.) and 8 TDs on the ground. Started both postseason games and recorded 13 atts. for 106 yds. and 2 TDs and added 2 receipts. for 6 yds.
- Set career highs in receipts. (63) and rec. yds. (428). His 63 receipts. ranked second in the NFL among all RBs.
- Led the team with a career-high 12 receipts. for 121 yds. vs. SF (9/13), becoming the first Cardinals RB with 100-or-more rec. yds. since RB Larry Centers in 1996 [11 receipts. for 108 yds. at Ind. (9/1/96)].
- Registered 1 rushing TD in four consecutive games from Weeks 4-7 [vs. Hou. (10/11), at Sea. (10/18), at NYG (10/25) and vs. Car. (11/1)].
- Recorded 110 yds. on 14 atts. at StL (11/22), marking his second 100-yd. game of his career.
- Totaled 87 yds. on 6 atts. and 1 TD at NO (1/16/10 - NFC - D), including a postseason career-long 70-yd. TD run, which tied RB Elmer Angsman for the longest TD run in Cardinals postseason history [70-yd. TD run vs. Phi. (12/28/47)].

2008 (ARIZONA)

- Appeared in all 16 games (7 starts) as a rookie and totaled 143 atts. for 399 yds. and a Cardinals rookie franchise record 10 rushing TDs. Also added 34 receipts. for 237 yds.
- Made his NFL debut at SF (9/7) and registered his first career rushing TD, a 2-yd. TD run on 4th-and-goal.
- Recorded the first multi-TD performance of his career vs. Buf. (10/5), notching TD runs of 17-yds. and 2-yds.
- Made the first start of his NFL career at StL (11/22) and registered his first career 100-yd. game with 109 yds. on 22 atts. and 1 TD, a 30-yd. TD run.
- Saw action in all four postseason contests and registered 35 atts. for 132 yds. and 1 TD while adding 4 receipts. for 24 yds. and 2 TDs. Became the first rookie to register a TD in each of his first three postseason games since 49ers FB William Floyd in 1994.

COLLEGE

Attended the University of Richmond, where he appeared in 49 games (38 starts) and established school records for rushing yds. (3,617), all-purpose yds. (4,448), rushing TDs (34) and total TDs (39). Earned First-Team All-America and unanimous All-Colonial Athletic Association honors as a senior in 2007 after setting the school single-season rushing records for yds. (1,924) and TDs (20). Also added 32 receipts. for 228 yds. and 3 TDs as a senior. In 2006, started all 11 games and recorded 850 yds. on 177 atts. with 5 TDs. As a sophomore, appeared in 13 games (9 starts) and recorded 142 atts. for 777 yds. and 9 TDs. In 2004, saw action in all 11 games (4 starts) and rushed for 161 yds. on 58 atts. and added 158 yds. on 19 receipts. as a true freshman.

PERSONAL

- Attended Episcopal (Alexandria, VA) HS, where he earned all-state honors in both of his junior and senior seasons. Named team MVP and served as team captain for his last two years.
- In addition to earning three letters in football, lettered twice in both basketball and track, was a four-time honor roll student and chairman of the Spectrum Club, a diversity organization, during his final two years of high school.
- Married to his wife, Rikki, and the couple has two sons, Lennox and Ezra.
- Born Timothy Michael Hightower (5/23/86) in Alexandria, VA.

INJURY REPORT

2011: Inactive vs. Phi. (10/16) with a shoulder injury. Placed on the Injured Reserve List on 10/25 with a knee injury.

HIGHTOWER'S GAME-BY-GAME

2008 (Arizona)

Date	Opp	W/L	P/S	Rsh	Yds	Avg	Lg	TD	Rec	Yds	TD
Sep 7	at SF	W	1/0	8	13	1.6	5	1	3	21	0
Sep 14	Mia	W	1/0	10	24	2.4	13	1	1	20	0
Sep 21	at Was	L	1/0	5	23	4.6	10	0	3	38	0
Sep 28	at NYJ	L	1/0	6	13	2.2	6	1	1	5	0
Oct 5	Buf	W	1/0	7	37	5.3	17t	2	2	8	0
Oct 12	Dal	W	1/0	7	20	2.9	7	0	4	29	0
Oct 26	at Car	L	1/0	6	3	0.5	2t	1	2	18	0
Nov 2	at StL	W	1/1	22	109	5.0	30t	1	2	6	0
Nov 10	SF	W	1/1	13	22	1.7	12	0	6	28	0
Nov 16	at Sea	W	1/1	11	35	3.2	14	0	0	0	0
Nov 23	NYG	L	1/1	11	21	1.9	5	2	0	0	0
Nov 27	at Phi	L	1/1	7	7	1.0	4	0	3	34	0
Dec 7	StL	W	1/1	12	32	2.7	8	1	0	0	0
Dec 14	Min	L	1/0	5	20	4.0	8	0	5	20	0
Dec 21	at NE	L	1/1	10	17	1.7	5	0	2	10	0
Dec 28	Sea	W	1/0	3	3	1.0	2	0	0	0	0
TOTALS			16/7	143	399	2.8	30t	10	34	237	0

2008 Postseason (Arizona)

Date	Opp	W/L	P/S	Rsh	Yds	Avg	Lg	TD	Rec	Yds	TD
Jan 3	Atl	W	1/0	6	23	3.8	7	1	0	0	0
Jan 10	at Car	W	1/0	17	76	4.5	17	0	1	3	1
Jan 18	Phi	W	1/0	11	33	3.0	6	0	1	8	1
Feb 1	Pit	L	1/0	1	0	0.0	0	0	2	13	0
TOTALS			4/0	35	132	3.8	17	1	4	24	2

2009 (Arizona)

Date	Opp	W/L	P/S	Rsh	Yds	Avg	Lg	TD	Rec	Yds	TD
Sep 13	SF	L	1/1	8	15	1.9	6	0	12	121	0
Sep 20	at Jax	W	1/1	15	72	4.8	17	1	3	12	0
Sep 27	Ind	L	1/1	9	22	2.4	7	0	5	39	0
Oct 11	Hou	W	1/1	6	17	2.8	11	1	5	30	0
Oct 18	at Sea	W	1/1	13	32	2.5	12	1	4	26	0
Oct 25	at NYG	W	1/1	4	9	2.3	6	1	2	11	0
Nov 1	Car	L	1/1	8	39	4.9	15	1	8	57	0
Nov 8	at Chi	W	1/1	15	77	5.1	14	0	1	11	0
Nov 15	Sea	W	1/1	10	37	3.7	9	0	5	21	0
Nov 22	at StL	W	1/1	14	110	7.9	50	0	2	15	0
Nov 29	at Ten	L	1/1	11	55	5.0	14	1	3	23	0
Dec 6	Min	W	1/1	6	50	8.3	32	0	1	8	0
Dec 14	at SF	L	1/1	2	3	1.5	2	0	2	13	0
Dec 20	at Det	W	1/1	6	4	0.7	3	1	6	34	0
Dec 27	StL	W	1/1	10	32	3.2	16	1	2	3	0
Jan 3	GB	L	1/1	6	24	4.0	11	0	2	4	0
TOTALS			16/16	143	598	4.2	50	8	63	428	0

2009 Postseason (Arizona)

Date	Opp	W/L	P/S	Rsh	Yds	Avg	Lg	TD	Rec	Yds	TD
Jan 10	GB	W	1/1	7	19	2.7	9	1	3	21	0
Jan 16	at NO	L	1/1	6	87	14.5	70t	1	3	27	0
TOTALS			2/2	13	106	8.2	70t	2	6	48	0

2010 (Arizona)

Date	Opp	W/L	P/S	Rsh	Yds	Avg	Lg	TD	Rec	Yds	TD
Sep 12	at StL	W	1/1	13	54	4.2	20	1	4	40	0
Sep 19	at Atl	L	1/1	11	115	10.5	80t	1	2	9	0
Sep 26	Oak	W	1/1	11	40	3.6	13	0	1	0	0
Oct 3	at SD	L	1/1	7	24	3.4	7	0	0	0	0
Oct 10	NO	W	1/1	4	6	1.5	3	0	0	0	0
Oct 24	at Sea	L	1/0	6	59	9.8	24	0	1	4	0
Oct 31	TB	L	1/0	1	0	0.0	0	0	1	11	0
Nov 7	at Min	L	1/1	13	39	3.0	11	0	0	0	0
Nov 14	Sea	L	1/1	13	39	3.0	11	1	2	23	0
Nov 21	at KC	L	1/1	12	62	5.2	16	0	3	24	0
Nov 29	SF	L	1/1	5	0	0.0	5	0	0	0	0
Dec 5	StL	L	1/1	15	81	5.4	32	0	1	5	0
Dec 12	Den	W	1/1	18	148	8.2	41	2	0	0	0
Dec 19	at Car	L	1/0	6	16	2.7	4	0	3	12	0
Dec 25	Dal	W	1/1	6	23	3.8	7	0	1	6	0
Jan 2	at SF	L	1/1	12	30	2.5	10	0	2	2	0
TOTALS			16/13	153	736	4.8	80t	5	21	136	0

2011 (Washington)

Date	Opp	W/L	P/S	Rsh	Yds	Avg	Lg	TD	Rec	Yds	TD
Sep 11	NYG	W	1/1	25	72	2.9	22	1	3	25	0
Sep 18	Arz	W	1/1	20	96	4.8	20	0	1	10	0
Sep 26	at Dal	L	1/1	14	41	2.9	9	0	5	39	1
Oct 2	at StL	W	1/1	8	24	3.0	9	0	1	4	0
Oct 16	Phi	L	—	—	—	—	—	—	—	—	—
Oct 23	at Car	L	1/1	17	88	5.2	17	0	0	0	0

PLACED ON INJURED RESERVE (Knee) on 10/25

TOTALS			5/5	84	321	3.8	22	1	10	78	1
---------------	--	--	------------	-----------	------------	------------	-----------	----------	-----------	-----------	----------

2015 (New Orleans)

Date	Opp	W/L	P/S	Rsh	Yds	Avg	Lg	TD	Rec	Yds	TD
Nov 8	Ten	L	1/0	0	0	—	—	0	0	0	0
Nov 15	at Was	L	1/0	11	46	4.2	9	0	0	0	0
Nov 29	at Hou	L	1/0	0	0	—	—	0	0	0	0
Dec 6	Car	L	1/0	1	2	2	2	0	0	0	0
Dec 13	at TB	W	1/1	28	85	3	12	1	1	10	0
Dec 21	Det	L	1/1	13	54	4.2	17	0	3	31	0
Dec 27	Jax	W	1/0	27	122	4.5	26	2	3	47	0
Jan 3	at Atl	W	1/1	16	66	4.1	11	1	5	41	0
TOTALS			8/3	96	375	3.9	26	4	12	129	0

2016 (New Orleans)

Date	Opp	W/L	P/S	Rsh	Yds	Avg	Lg	TD	Rec	Yds	TD
Sep 11	Oak	L	1/0	4	9	2.3	5	0	1	1	0
Sep 18	at NYG	L	1/0	3	9	3	6	0	0	0	0
Sep 26	Atl	L	1/0	3	19	6.3	11	0	0	0	0
Oct 2	at SD	W	1/0	4	11	2.8	4	0	0	0	0
Oct 16	Car	W	1/0	0	0	—	—	0	0	0	0
Oct 23	at KC	L	1/0	5	39	7.8	13	0	1	5	0
Oct 30	Sea	W	1/0	26	102	3.9	28	0	1	0	0
Nov 6	at SF	W	1/1	23	87	3.8	9	1	1	15	0
Nov 13	Den	L	1/0	8	21	2.6	3	0	2	34	0
Nov 17	at Car	L	1/0	12	69	5.8	27	0	8	57	0
Nov 27	LAR	W	1/0	15	51	3.4	30	0	2	54	1
Dec 4	Det	L	1/0	2	5	2.5	5	0	1	4	0
Dec 11	at TB	L	1/0	6	31	5.2	8	0	1	8	0
Dec 18	at Arz	W	1/0	11	37	3.4	9	2	3	11	0
Dec 24	TB	W	1/0	8	29	3.6	7	0	1	11	0
Jan 1	at Atl	L	1/0	3	29	9.7	25	1	0	0	0
TOTALS			16/1	133	548	4.1	30	4	22	200	1



BRIAN HOYER

2

QB » 6-2 » 215 » MICHIGAN STATE

10.13.85 » NORTH OLMSTED, OH » ST. IGNATIUS HS, CLEVELAND, OH » 9TH YEAR » ACQUIRED FA IN '17

CAREER HIGHLIGHTS

- In 2016, became the first Bears QB to throw for over 300 yds. in four consecutive games [317 yds. at Dal. (9/25); 302 yds. vs. Det. (10/2); 397 yds. at Ind. (10/9); 302 vs. Jax. (10/16)] in franchise history.
- Became the first QB in Texans history to throw 2-or-more TD passes in five consecutive games [2 at Atl. (10/4/15); 2 vs. Ind. (10/8/15); 3 at Jax. (10/18/15); 3 at Mia. 10/25/15); 2 vs. Ten. (11/1/15)].
- As a member of the Cleveland Browns in 2014, ranked first in the NFL, averaging 13.74 yds. per completion.
- In 2013, became the first QB in Browns history to win each of his first three starts with the team.

GOLDMINE

- Early into his tenure as a member of the 49ers, Hoyer dove right into community work in the Bay Area, participating in multiple events. In partnership with “Super Baskets of Hope,” Hoyer, along with teammates WR Pierre Garçon and RB Carlos Hyde, distributed baskets and totes filled with toys, educational materials, games, craft items, music, stuffed animals, gift cards, and more to hospitalized children and their families at a local Bay Area Hospital. Parents were given a Basket of Hope, donated by Vera Bradley, filled with items to nourish them physically, mentally, emotionally, and spiritually. Hoyer spent time with the children and their families while delivering the gift baskets in an effort to spread joy and inspiration during a difficult time.



- In 2014, Hoyer won a celebrity cooking competition, defeating comedian Rick Smith at the Lago Restaurant and Wine Bar in Cleveland, OH. Hoyer and Smith were tasked with the challenge of creating a three-course meal in front of 20 judges. The catch was that all of the dishes had to be prepared on the grill. Hoyer’s menu consisted of mussels, a grilled romaine salad, truffle beef tenderloin and grilled vegetables. Smith whipped together a shrimp and mussels pizza, fish tacos wrapped in lettuce and lamb chops. Random Acts of Kindness Everywhere (R.A.K.E.) sponsored the event to raise money for the 11 Foundation, which helps identify and support families of Pediatric Traumatic Brain Injuries.

HOYER’S GOLDEN NUGGETS

- Won a celebrity cooking competition in 2014 where the contestants were tasked with the challenge of creating a three-course meal for 20 judges. His menu consisted of mussels, a grilled romaine salad, truffle beef tenderloin and grilled vegetables.
- Hoyer grew up a Cleveland Browns fan in North Olmsted, OH, and attended the final game at Cleveland Stadium on December 17, 1995, before the team moved to Baltimore. In 2013, Hoyer signed with his hometown team and became the first QB in Browns history to win his first three starts with the club.

GOLDMINE (CONTINUED)

- Growing up in North Olmsted, OH, just outside of Cleveland, Hoyer was a big fan of the hometown Indians. Hoyer had the opportunity to meet Indians catcher Sandy Alomar Jr. when he was a child and, 15 years later as a member of the Cleveland Browns, he threw out the first pitch at an Indians game on July 12, 2014, to Alomar Jr.



HOYER'S CAREER STATISTICS

YEAR	TEAM	GP	GS	PASSING									RUSHING					
				ATT	CMP	PCT	YDS	TD	INT	LG	SK	LST	RTG	ATT	YDS	AVG	LG	TD
2009	NE	5	0	27	19	70.4	142	0	0	17	2	18	82.6	10	25	2.5	20	1
2010	NE	5	0	15	7	46.7	122	1	1	42t	0	0	69.3	10	-8	-0.8	1	0
2011	NE	3	0	1	1	100.0	22	0	0	22	0	0	118.8	4	-3	-0.8	0	0
2012	ARZ	2	1	53	30	56.6	330	1	2	53	4	30	65.8	1	6	6.0	6	0
2013	CLE	3	3	96	57	59.4	615	5	3	47t	6	48	82.6	6	16	2.7	11	0
2014	CLE	14	13	438	242	55.3	3,326	12	13	81t	24	160	76.5	24	39	1.6	11	0
2015	HOU	11	9	369	224	60.7	2,606	19	7	49	25	185	91.4	15	44	2.9	15	0
2016	CHI	6	5	200	134	67.0	1,445	6	0	64	4	18	98.0	7	-2	-0.3	3	0
TOTALS		49	31	1,199	714	59.5	8,608	44	26	81t	65	459	84.8	77	117	1.5	20	1

PLAYOFFS

YEAR	TEAM	GP	GS	PASSING									RUSHING					
				ATT	CMP	PCT	YDS	TD	INT	LG	SK	LST	RTG	ATT	YDS	AVG	LG	TD
2015	HOU	1	1	34	15	44.1	136	0	4	17	3	24	15.9	1	-1	-1.0	-1	0
TOTALS		1	1	34	15	44.1	136	0	4	17	3	24	15.9	1	-1	-1.0	-1	0

Additional Statistics:

Fumbles-Lost: Regular Season – 14-4: 1-0 in 2012; 4-1 in 2014; 6-2 in 2015; 3-1 in 2016; **Postseason – 2-1:** 2-1 in 2015

Fumble Recoveries: Regular Season – 6: 1 in 2012; 2 in 2014; 1 in 2015; 2 in 2016; **Postseason – 1:** 1 in 2015

Milestones:

NFL Debut: vs. Ten. (10/18/09); **First Career Start:** at SF (12/30/12); **First Passing TD:** vs. Mia. (1/2/11 – 42-yd. pass to WR Ben Tate); **First Rushing TD:** vs. Ten. (10/18/09 – 1-yd. TD); **300-yd. Passing Games:** 9, Last vs. Jax. (10/16/16 – 302 yds.)

HOYER'S CAREER HIGHS

Passes Attempted: Regular Season – 54 at Min. (9/22/13); Postseason – 34 vs. KC (1/9/16)

Completions: Regular Season – 33 at Ind. (10/9/16); Postseason – 15 vs. KC (1/9/16)

Completion Percentage: Regular Season – 77.8 (2 times) Last vs. Det. (10/2/16 – 28 of 36); Postseason – 44.1 vs. KC (1/9/16 – 15 of 34)

Passing Yards: Regular Season – 397 at Ind. (10/9/16); Postseason – 136 vs. KC (1/9/16)

Long Pass: Regular Season – 81t at Car (12/21/14); Postseason – 17 vs. KC (1/9/16)

QB Rating: Regular Season –127.1 vs. Bal. (9/21/14); Postseason – 15.9 KC (1/9/16)

Passing Touchdowns: Regular Season – 3 (5 times) Last at Buf. (12/6/15)

Rushes: Regular Season – 6 vs. Ten. (10/18/09); Postseason – 1 vs. KC (1/9/16)

Rushing Yards: Regular Season – 19 at Car. (12/21/14); Postseason – (-1) vs. KC (1/9/16)

Long Rush: Regular Season – 20 at TB (10/25/09); Postseason – (-1) vs. KC (1/9/16)

Rushing Touchdowns: Regular Season – 1 vs. Ten. (10/18/09)

HOYER'S TRANSACTIONS

Originally signed as an undrafted free agent by NE on 4/30/09...Re-signed with NE on 3/23/12...Released by NE on 8/31/12...Signed by Pit. on 11/20/12...Released by Pit. on 12/8/12...Claimed off waivers by Arz. on 12/10/12...Re-signed with Arz. on 4/1/13...Released by Arz. on 5/13/13...Signed a two-year deal with Cle. on 5/17/13...Signed a two-year deal with Hou. on 3/11/15...Released by Hou. on 4/18/16...Signed a one-year deal Chi. on 5/2/16...Signed a two-year deal with SF on 3/10/17.

2016 (CHICAGO)

- Played in 6 games (5 starts) and completed 134 of 200 atts. (67.0 pct.) for 1,445 yds., 6 TDs and a QB rating of 98.0.
- Became the first QB in franchise history to throw for over 300 yds. in four consecutive games [317 yds. at Dal. (9/25); 302 yds. vs. Det. (10/2); 397 yds. at Ind. (10/9); 302 vs. Jax. (10/16)].
- Completed 30 of 49 atts. for 317 yds. and 2 TDs at Dal. (9/25), marking his 6th career 300-yd. game.
- Notched his 7th career 300-yd. game vs. Det. (10/2), as he completed 28 of 36 atts. for 302 yds., 2 TDs and a QB rating of 120.1. His 77.8 comp. pct. tied his career high [21 of 27 (77.8 pct.) vs. NO (11/29/15)].
- Threw for a career-high 397 yds. and 2 TDs at Ind. (10/9), as he completed 33 of 43 atts. (76.7 pct).
- Registered his 9th career 300-yd. game vs. Jax. (10/16), completing 30 of 49 atts. for 302 yds.

2015 (HOUSTON)

- Played in 11 games (9 starts) and completed 224 of 369 atts. (60.7 pct.) for 2,606 yds., a career-high 19 TDs and a QB rating of 91.4.
- Became the first QB in Texans history to throw 2-or-more TD passes in five consecutive games [2 at Atl. (10/4); 2 vs. Ind. (10/8); 3 at Jax. (10/18); 3 at Mia. 10/25); 2 vs. Ten. (11/1)].
- Recorded his 5th career 300-yd. game vs. Ind. (10/8), despite not entering the game until the 2nd Qtr. Completed 24 of 31 atts. for 312 yds., 2 TDs and a QB rating of 116.6.
- Completed 24 of 36 atts. for 293 yds. and tied his career-high with 3 TDs at Jax. (10/18).
- Tied his career-high with 3 TD passes at Mia. (10/25), as he completed 23 of 49 atts. for 273 yds.

2014 (CLEVELAND)

- Saw action in 14 games (13 starts) and completed 242 of 438 atts. for a career-high 3,326 yds. and 12 TDs.
- Ranked first in the NFL, averaging 13.74 yds. per completion.
- Completed 21 of 37 atts. for 291 yds. and tied his career high with 3 TDs at Ten. (10/5).
- Completed 20 of 50 atts. for a then-career-high 330 yds. and 1 TD vs. Hou. (11/16).

2013 (CLEVELAND)

- Started all 3 games in which he appeared and completed 57 of 96 atts. for 615 yds., 5 TDs, and QB rating of 82.6.
- Became the first Browns QB to win his first 3 starts with the team.
- Completed 30 of 54 atts. for a then-career-high 321 yds. and a career-high 3 TDs at Min. (9/27). On the final drive of the game, completed 7 of 11 atts. for 55 yds., capped off by a game-winning 7-yd. TD pass to TE Jordan Cameron with 51 seconds remaining.

2012 (ARIZONA)

- Claimed off waivers on 12/10 and played in the final 2 games (1 start). Completed 30 of 53 atts. for 330 yds. and 1 TD.
- Made his first career start at SF (12/30) and completed 19 of 34 atts. for 225 yds. and 1 TD.

2011 (NEW ENGLAND)

- Played in 3 games and completed his only pass att. of the season vs. Buf (1/1) to TE Rob Gronkowski for 22 yds., which gave Gronkowski the NFL single-season receiving yardage record by a TE.

2010 (NEW ENGLAND)

- Saw action in 5 games and completed 7 of 15 atts. for 122 yds.
- Registered his first career TD pass on a 42-yd. TD to WR Ben Tate vs. Mia. (1/2).

2009 (NEW ENGLAND)

- Played in 5 games and completed 19 of 27 atts. for 142 yds.
- Made his NFL debut vs. Ten. (10/18) and registered his first career rushing TD on a 1-yd TD run.

COLLEGE

Appeared in 39 games in four seasons at Michigan State and completed 500 of 896 pass atts. (55.8 pct.) for 6,159 yds. with 35 TDs and 23 INTs. One of three Spartan QBs to throw for over 6,000 yds. (Jeff Smoker - 8,932 yds.; Drew Stanton - 6,524 yds.). As a senior, earned consensus All-Big Ten honors and was named one of four captains by his teammates. Played in 13 games and completed 180 of 353 atts. for 2,404 yds. and 9 TDs. In 2007, earned honorable mention All-Big 10 honors. Played in 13 games and completed 223 of 376 atts. for 2,725 yds. and 20 TDs. As a sophomore, saw action in 8 games and completed 82 of 144 atts. for 863 yds. and 4 TDs. In 2005, played in 5 games and completed 15 of 23 atts. for 167 yds. and 2 TDs. Redshirted in 2004.

PERSONAL

- Attended St. Ignatius (Cleveland, OH) HS, where he completed 158 of 281 atts. for 2,570 yds. and 21 TDs as a senior, while leading the Wildcats to a 9-3 record.
- Also lettered in baseball and helped lead St. Ignatius to the 2002 Division I state championship.
- His favorite type of food to prepare is Mexican and he makes his own guacamole.
- Graduated with a degree in interdisciplinary studies in social science.
- Born Axel Edward Brian Hoyer (10/13/85) in North Olmsted, OH.

INJURY REPORT

- 2013:** Placed on the Injured Reserve List with a knee injury on 10/12 and missed the remainder of the season.
- 2016:** Placed on the Injured Reserve List with an arm injury on 10/24 and missed the remainder of the season.

HOYER'S GAME-BY-GAME

Only games Hoyer has appeared in on offense are listed

2009 (New England)

Date	Opp	W/L	P/S	Att	Cmp	Pct	Yds	TD	Int	Lg	Sk/Yds	Rtg	Rsh	Yds	TD	Total Net Yds.	Pct. Offense
Oct 18	Ten	W	1/0	11	9	81.8	52	0	0	16	0/0	86.4	6	-2	1	50	8.1
Oct 25	at TB	W	1/0	0	0	-	0	0	0	-	0/0	-	3	17	0	17	4.1
Nov 30	at NO	L	1/0	4	2	50.0	19	0	0	14	1/8	63.5	0	0	0	11	3.0
Dec 27	Jax	W	1/0	0	0	-	0	0	0	-	0/0	-	0	0	0	0	0.0
Jan 3	at Hou	L	1/0	12	8	66.7	71	0	0	17	1/10	82.3	1	10	0	71	22.4
TOTALS			5/0	27	19	70.4	142	0	0	17	2/18	82.6	10	25	1	149	2.3

2010 (New England)

Date	Opp	W/L	P/S	Att	Cmp	Pct	Yds	TD	Int	Lg	Sk/Yds	Rtg	Rsh	Yds	TD	Total Net Yds.	Pct. Offense
Oct 4	at Mia	W	1/0	0	0	-	0	0	0	-	0/0	-	1	-2	0	-2	-0.7
Nov 7	at Cle	L	1/0	2	0	0.0	0	0	1	-	0/0	0.0	1	-1	0	-1	-0.4
Dec 12	at Chi	W	1/0	0	0	-	0	0	0	-	0/0	-	3	-2	0	-2	-0.4
Dec 26	at Buf	W	1/0	0	0	-	0	0	0	-	0/0	-	4	-2	0	-2	-0.6
Jan 2	Mia	W	1/0	13	7	53.8	122	1	0	42t	0/0	111.7	1	-1	0	121	24.1
TOTALS			5/0	15	7	46.7	122	1	1	42t	0/0	69.3	10	-8	0	114	2.0

2011 (New England)

Date	Opp	W/L	P/S	Att	Cmp	Pct	Yds	TD	Int	Lg	Sk/Yds	Rtg	Rsh	Yds	TD	Total Net Yds.	Pct. Offense
Nov 27	at Phi	W	1/0	0	0	-	0	0	0	-	0/0	-	1	-1	0	-1	-0.2
Dec 4	Ind	W	1/0	0	0	-	0	0	0	-	0/0	-	0	0	0	0	0.0
Jan 1	Buf	W	1/0	1	1	100.0	22	0	0	22	0/0	118.8	3	-2	0	20	4.2
TOTALS			3/0	1	1	100.0	22	0	0	22	0/0	118.8	4	-3	0	19	0.3

2012 (Arizona)

Date	Opp	W/L	P/S	Att	Cmp	Pct	Yds	TD	Int	Lg	Sk/Yds	Rtg	Rsh	Yds	TD	Total Net Yds.	Pct. Offense
Dec 23	Chi	L	1/0	19	11	57.9	105	0	1	24	2/12	51.4	0	0	0	93	37.5
Dec 30	at SF	L	1/1	34	19	55.9	225	1	1	53	2/18	73.8	1	6	0	213	81.3
TOTALS			2/1	53	30	56.6	330	1	2	53	4/30	65.8	1	6	0	306	7.3

2013 (Cleveland)

Date	Opp	W/L	P/S	Att	Cmp	Pct	Yds	TD	Int	Lg	Sk/Yds	Rtg	Rsh	Yds	TD	Total Net Yds.	Pct. Offense
Sep 22	at Min	W	1/1	54	30	55.6	321	3	3	47t	3/26	68.5	1	-2	0	293	71.6
Sep 29	Cin	W	1/1	38	25	65.8	269	2	0	39	3/22	103.9	4	7	0	254	75.6
Oct 3	Buf	W	1/1	4	2	50.0	25	0	0	13	0/0	69.8	1	11	0	36	12.4
TOTALS			3/3	96	57	59.4	615	5	3	47t	6/48	82.6	6	16	0	583	10.7

2014 (Cleveland)

Date	Opp	W/L	P/S	Att	Cmp	Pct	Yds	TD	Int	Lg	Sk/Yds	Rtg	Rsh	Yds	TD	Total Net Yds.	Pct. Offense
Sep 7	at Pit	L	1/1	30	18	60.0	222	1	0	47	3/24	94.0	1	-2	0	196	50.4
Sep 14	NO	W	1/1	40	24	60.0	204	1	0	28	1/2	81.7	0	0	0	202	62.3
Sep 21	Bal	L	1/1	25	19	76.0	290	1	0	70	0/0	127.1	3	-2	0	288	76.8
Oct 5	at Ten	W	1/1	37	21	56.8	291	3	1	49	1/7	97.9	1	2	0	286	62.2
Oct 12	Pit	W	1/1	17	8	47.1	217	1	0	51t	1/7	113.0	1	0	0	210	57.1
Oct 19	at Jax	L	1/1	41	16	39.0	215	0	1	65	3/18	46.3	1	-1	0	196	73.7
Oct 26	vs. Oak	W	1/1	28	19	67.9	275	1	0	48	1/8	111.5	2	1	0	268	87.6
Nov 2	vs. TB	W	1/1	34	21	61.8	300	2	2	34t	4/26	85.4	2	5	0	279	84.5
Nov 6	at Cin	W	1/1	23	15	65.2	198	0	0	28	0/0	92.3	4	1	0	199	54.1
Nov 16	Hou	L	1/1	50	20	40.0	330	1	1	35	3/20	61.2	2	1	0	311	82.9
Nov 23	at Atl	W	1/1	40	23	57.5	322	0	3	40	1/9	52.3	3	12	0	325	68.4
Nov 30	at Buf	L	1/1	30	18	60.0	192	0	2	30	2/14	51.0	0	0	0	178	56.5
Dec 7	Ind	L	1/1	30	13	43.3	136	0	2	27	1/3	29.3	2	3	0	136	54.8
Dec 21	at Car	L	1/0	13	7	53.8	134	1	1	81t	3/22	83.5	2	19	0	131	57.5
TOTALS			14/13	438	242	55.3	3,326	12	13	81t	24/160	76.5	24	39	0	3,205	61.7

HOYER'S GAME-BY-GAME

Only games Hoyer has appeared in on offense are listed

2015 (Houston)

Date	Opp	W/L	P/S	Att	Cmp	Pct	Yds	TD	Int	Lg	Sk/Yds	Rtg	Rsh	Yds	TD	Total Net Yds.	Pct. Offense
Sep 13	vs. KC	L	1/1	34	18	52.9	236	1	1	32	4/29	72.7	0	0	0	207	52.3
Oct 4	at Atl	L	1/0	30	17	56.7	232	2	0	42	1/8	103.8	0	0	0	224	52.3
Oct 8	Ind	L	1/0	31	24	77.4	312	2	1	42t	0/0	116.6	1	14	0	326	73.4
Oct 18	at Jax	W	1/1	36	24	66.7	293	3	0	31	1/6	119.3	5	5	0	292	76.4
Oct 25	at Mia	L	1/1	49	23	46.9	273	3	1	27t	4/22	76.3	0	0	0	251	78.0
Nov 1	Ten	W	1/1	35	23	65.7	235	2	0	42t	3/21	103.9	1	-1	0	213	78.9
Nov 16	at Cin	W	1/1	22	12	54.5	123	0	1	25	2/10	51.9	1	15	0	128	50.0
Nov 29	NO	W	1/1	27	21	77.8	205	2	1	37	1/10	107.6	3	-3	0	192	53.0
Dec 6	at Buf	L	1/1	43	26	60.5	293	3	1	29	2/18	94.4	3	15	0	290	72.3
Dec 13	NE	L	1/1	22	11	50.0	155	0	0	49	5/54	73.1	1	-1	0	100	52.9
Jan 3	Jax	W	1/1	40	25	62.5	249	1	1	27	2/7	78.0	0	0	0	242	60.2
TOTALS			11/9	369	224	60.7	2,606	19	7	49	25/185	91.4	15	44	0	2,465	44.3

2015 Postseason (Houston)

Date	Opp	W/L	P/S	Att	Cmp	Pct	Yds	TD	Int	Lg	Sk/Yds	Rtg	Rsh	Yds	TD	Total Net Yds.	Pct. Offense
Jan 9	vs. KC	L	1/1	34	15	44.1	136	0	4	17	3/24	15.9	1	-1	0	111	49.1
TOTALS			1/1	34	15	44.1	136	0	4	17	3/24	15.9	1	-1	0	111	49.1

2016 (Chicago)

Date	Opp	W/L	P/S	Att	Cmp	Pct	Yds	TD	Int	Lg	Sk/Yds	Rtg	Rsh	Yds	TD	Total Net Yds.	Pct. Offense
Sep 19	Phi	L	1/0	12	9	75.0	78	0	0	19	0/0	91.7	0	0	0	78	27.5
Sep 25	at Dal	L	1/1	49	30	61.2	317	2	0	32	1/5	93.7	2	2	0	314	80.5
Oct 2	Det	W	1/1	36	28	77.8	302	2	0	64	2/8	120.1	3	-3	0	291	71.3
Oct 9	at Ind	L	1/1	43	33	76.7	397	2	0	38	0/0	120.0	1	-1	0	396	75.9
Oct 16	Jax	L	1/1	49	30	61.2	302	0	0	36	1/5	78.8	1	0	0	297	76.3
Oct 20	at GB	L	1/1	11	4	36.4	49	0	0	25	0/0	50.9	0	0	0	49	25.9
TOTALS			6/5	200	134	67.0	1,445	6	0	64	4/18	98.0	7	-2	0	1,425	25.0



CARLOS HYDE

28

RB » 6-0 » 235 » OHIO STATE

9.20.90 » NAPLES, FL » NAPLES HS, NAPLES, FL » 4TH YEAR » ACQUIRED D-2 IN '14

AWARDS & HONORS

2015: FedEx Ground Player of the Week (Week 1)

GOLDMINE

- In May of 2017, in partnership with "Super Baskets of Hope," Hyde, along with teammates WR Pierre Garçon and QB Brian Hoyer, distributed baskets and totes filled with toys, educational materials, games, craft items, music, stuffed animals, gift cards, and more to hospitalized children and their families at a local Bay Area Hospital. Parents were given a Basket of Hope, donated by Vera Bradley, filled with items to nourish them physically, mentally, emotionally, and spiritually. Hyde spent time with the children and their families while delivering the gift baskets in an effort to spread joy and inspiration during a difficult time.



- In 2016, Hyde partnered with the Boys & Girls Clubs of Silicon Valley on a new program that ran during the 2016 NFL season for fans to join Hyde in support of the Clubs' programs for kids. Fans shared in the success of Hyde and the 49ers offense through a unique, performance based campaign called Touchdowns for Kids. Fans pledged any dollar amount for every touchdown the 49ers score during the 2016 NFL season. At the end of each game, pledges turned into donations that directly benefited the youth that attend the clubs.



HYDE'S GOLDEN NUGGETS

- A passionate fisherman, Hyde enjoys spending time miles off the coast of the Atlantic. From sheepshead to snook fish, Hyde has come across many exotic types.
- Played on the 2007 Naples state champion football team (Naples, FL). He also played basketball, ran track and mentored elementary school children throughout high school.
- Hyde credits three people in particular for helping him achieve success. "I credit my mom, my grandmother and Bill Kramer, my high school coach. He is basically the one that got me on the right path. Coming from Cincinnati, I wasn't on the right track grade-wise. So, he got me on the right track and got me caught up with my grades." In addition to helping him with everything off the field, he is directly responsible for how Hyde lines up on the gridiron. "I was actually trying to play defense in high school and he let me play running back. He's just always been there for me."

GOLDMINE (CONTINUED)

- Hyde and the other members of the 49ers 2014 rookie draft class visited Oak Grove High School to launch the "49ers Mentorship Program." The program focuses on character development through mentorship and accountability. Hyde and his teammates spent the afternoon with the boy's varsity football team and taught them about the mentor/mentee relationship and the pros and cons of posting on social media.



- After spending his first year of high school in Cincinnati, Hyde moved to Naples, FL, to live with his grandparents. "It was definitely for the better. I was headed down the wrong route in Cincinnati. Moving to Naples got me on the right route and back into sports and I was fortunate enough to earn a scholarship." After scoring his first NFL touchdown against Dallas in Week 1 of the 2014 season, Hyde gave his grandmother, Irma Butler, the ball to commemorate the occasion.

HYDE'S CAREER STATISTICS

YEAR	TEAM	GP	GS	ATT	RUSHING				RECEIVING				
					YDS	AVG	LG	TD	NO	YDS	AVG	LG	TD
2014	SF	14	0	83	333	4.0	28	4	12	68	5.7	16	0
2015	SF	7	7	115	470	4.1	22	3	11	53	4.8	10	0
2016	SF	13	13	217	988	4.6	47	6	27	163	6.0	13	3
TOTALS		34	20	415	1,791	4.3	47	13	50	284	5.7	16	3

Additional Statistics:

Special Teams Tackles – 1: 2014 (1)

Kick Returns – 7: 2014 (7)

Kick Return Yards – 180: 2014 (180)

Fumbles–Lost – 5–3: 1–1 in 2014; 1–0 in 2015; 3–2 in 2016

Milestones:

NFL Debut: at Dal. (9/7/14); **First Start:** vs. Min. (9/14/15); **First Rushing TD:** at Dal. (9/7/14); **First Receiving TD:** at Mia. (11/27/16 – 11–yd. pass from QB Colin Kaepernick); **100–yd. Games:** 3, Last vs. NYJ (12/11/16 – 193 yds.); **2 TD Games:** 3, Last at Sea. (9/25/16)

HYDE'S CAREER HIGHS

Rushes: 26 vs. Min (9/14/15)

Rushing Yards: 193 vs. NYJ (12/11/16)

Rushing TDs: 2 (3 times) Last at Sea. (9/25/16)

Long Rush: 47 vs. NYJ (12/11/16)

Receptions: 6 vs. Arz. (10/6/16)

Receiving Yards: 38 vs. Sea. (11/27/14)

Receiving TDs: 1 (3 times) Last at LAR (12/24/16)

HYDE'S TRANSACTIONS

Originally a 2nd–round (57th overall) draft choice by SF in 2014...Placed on the Injured Reserve List on 12/12/15...Placed on the Injured Reserve List on 12/27/16.

2016

- Started all 13 games in which he appeared in and set career highs in atts. (217), yds. (988), and TDs (6). He also set career highs with 27 receipts. for 163 yds. and 3 TDs before being placed on the Injured Reserve List on 12/27.
- Rushed for 88 yds. and 2 TDs on 23 carries vs. LAR (9/12). It marked his fourth and fifth career rushing TDs on opening day, the most among running backs over the last three seasons. It also marked his second career 2 TD game (9/14/15 vs. Min.)
- Registered 21 carries for 103 yds. and 2 TDs at Sea. (9/25), marking the second 100-yd. rushing game and third 2-TD game of his career. Additionally, he registered a career-long 34-yd. run.
- Recorded 15 carries for 74 yds. and 1 TD vs. Dal. (10/2), his fifth TD of the season and 12th of his career. It was the first time in his career he had recorded a rushing TD in back-to-back games [at Sea. (9/25) & vs. Dal. (10/2)].
- Rushed for 78 yds. and 1 TD on 22 carries vs. Arz. (10/6), marking the first time he has recorded a rushing TD in three consecutive games. He is the first member of the 49ers to have a rushing TD in three consecutive games since RB Frank Gore accomplished the feat in 2011 [12/11/11 at Arz.; 12/19/11 vs. Pit.; 12/24/11 at Sea.]. He also registered a career-high 6 receipts. for 36 yds.
- Registered 13 atts. for 65 rush yds. and 5 receipts. for 30 yds. and 1 TD at Mia. (11/27), hauling in an 11-yd. pass from QB Colin Kaepernick for the first TD receipt. of his NFL career.
- Registered a career-high 193 yds. on 17 atts. (11.4 avg.) vs. NYJ (12/11), his 2nd 100-yd. rushing game of the season and 3rd of his career. His previous career-high was 168 yds. vs. Min. (9/14/15). Additionally, notched the second rec. TD of his career, a 7-yd. receipt. from QB Colin Kaepernick.
- His 193 rushing yds. vs. NYJ (12/11) are the 6th-most in a single game in franchise history.

MOST RUSHING YDS. IN A SINGLE GAME IN FRANCHISE HISTORY

Player	Date	Opp.	Atts.	Yds.	Avg.	TDs
Frank Gore	11/19/06	vs. Sea.	24	212	8.8	0
Frank Gore	9/20/09	vs. Sea.	16	207	12.9	2
Charlie Garner	9/24/00	at Dal.	36	201	5.6	1
Garrison Hearst	12/14/98	vs. Det.	24	198	8.3	1
Delvin Williams	10/31/76	at StL	34	194	5.7	3
Carlos Hyde	12/11/16	vs. NYJ	17	193	11.4	0

- With 200 total yds. [193 rush yds., 7 rec. yds.] vs. NYJ (12/11), became the first 49ers player to amass 200-or-more yds. from scrimmage since 9/8/13 (WR Anquan Boldin - 13 receipts. for 208 yds. vs. GB).
- With a 11.4 yds./carry avg. vs. NYJ (12/11), it marked the 5th-highest avg. yds./carry in a single game in franchise history (min. 10 atts.).

HIGHEST SINGLE GAME RUSHING AVG. IN FRANCHISE HISTORY

Player	Date	Opp.	Atts.	Yds.	Avg.	TDs
Joe Perry	11/2/58	vs. Det.	13	174	13.4	1
Frank Gore	9/20/09	vs. Sea.	16	207	12.9	2
Wilbur Jackson	11/27/77	vs. NO	16	190	11.9	2
Hugh McElhenny	10/17/54	at Chi.	10	114	11.4	2
Carlos Hyde	12/11/16	vs. NYJ	17	193	11.4	0

- In the 1st half vs. NYJ (12/11), rushed for 141 yds. on 7 atts. (20.1 avg.), the most rushing yds. in a 1st half by a 49er since 11/12/06 (RB Frank Gore at Det. - 148 yds. on 18 atts. (8.2 avg.) and 1 TD).
- Hauled in a 19-yd. TD pass from QB Colin Kaepernick at LAR (12/24), his 3rd TD receipt. of the season. His 3 TD receipts. were the most by a 49ers RB since 2009 (RB Frank Gore - 3 TD receipts.)

2015

- Started all 7 games in which he appeared and rushed for 470 yds. and 3 TDs on 115 carries, while adding 11 receipts. for 53 yds.
- In his first career start, rushed for a then career-high 168 yds. and 2 TDs on 26 carries (6.9 avg.) vs. Min. (9/14). According to the Elias Sports Bureau, Hyde's 168 rushing yds. were the most by a 49ers running back in their first start with the team, since 1970.

MOST RUSHING YDS. IN FIRST START WITH 49ERS SINCE 1970

Player	Date	Opp.	Carries	Yards	TDs
1. Carlos Hyde	9/14/15	vs. Min	26	168	2
2. Kevan Barlow	12/7/03	vs. Arz.	18	154	1
3. Maurice Hicks	12/12/04	at Arz.	34	139	1
4. Elliott Lenvil	12/7/80	vs. NO	20	125	1
5. Ricky Watters	9/6/92	at NYG	13	100	1

- Hyde's 168 rushing yds. vs. Min (9/14) were the most in the NFL in Week 1.
- Became the first 49ers RB with 100-or-more rushing yds. and two-or-more rushing TDs in a Week 1 game since RB Garrison Hearst [20 carries for 187 yds. and 2 TDs vs. NYJ (9/6/98)].

2014

- Played in 14 games and rushed for 333 yds. and 4 TDs on 83 carries.
- In his NFL debut, registered 7 carries for 50 yds. (7.1 avg.), including a 4-yd. TD run, at Dal. (9/7). He became the first 49ers rookie to score a TD on opening day since TE Vernon Davis at Arz. (9/10/06).
- Found the end zone on a game-winning 4-yd. TD run with 2:59 remaining in the game vs. Was. (11/23).
- Rushed for a season-high 55 yds. on 6 carries (9.2 avg.) at Sea. (12/14).

COLLEGE

Played in 41 games (20 starts) for the Buckeyes, registering 3,198 rushing yds. (6.1 avg.) and 37 TDs on 523 carries. Also added 34 receipts. for 271 yds. and 4 TDs. His 3,198 career rushing yds. ranks 6th in school history and his 37 rushing TDs ranks 4th. As a senior, named the Big Ten Conference's Ameche-Dayne Running Back of the Year. Also earned Second-Team All-America honors from CBS Sports and was selected First-Team All-Big Ten. Played in 11 games (9 starts) and rushed for 1,527 yds. (7.3 avg.) and 15 TDs on 208 carries, also hauling in 16 receipts. for 147 yds. and 3 TDs. Reeled off 9 consecutive 100-yd. rushing games to close out his career. In 2012, earned Second-Team All-Big Ten honors, playing in 10 games (8 starts) and rushed for 970 yds. and 16 TDs on 185 carries. Also added 8 receipts. for 51 yds. and 1 TD. As a sophomore, played in 13 games (3 starts) and rushed for 566 yds. and 6 TDs on 106 carries. In 2010, played in 7 games and had 24 carries for 141 yds.

PERSONAL

- Attended Princeton (Cincinnati, OH) HS as a freshman before moving to Naples, FL, where he attended Naples HS.
- Earned *Naples Daily News* Broxson Award as their Player of the Year, as a senior. Also chosen the *Ft. Myers News-Press* Southwest Florida Player of the Year.
- Led the Golden Eagles to the 2007 state championship and the 2008 regional finals.
- Also lettered in track and basketball.
- Majored in African-American and African studies.
- Has one older brother, one older sister and two younger sisters.
- Born Carlos Dawaun Hyde (9/20/90) in Cincinnati, OH.

INJURY REPORT

- 2014:** Inactive vs. SD (12/20) and vs. Arz. (12/28) with an ankle injury.
- 2015:** Inactive 5 games [at StL (11/1), vs Atl. (11/8), at Sea. (11/22), vs. Arz. (11/29) and at Chi. (12/6)] and placed on the Injured Reserve List on 12/12 with a foot injury.
- 2016:** Inactive vs. TB (10/23) and vs. NO (11/6) with a shoulder injury. Placed on the Injured Reserve List on 12/27 with a knee injury.

HYDE'S GAME-BY-GAME

2014												2016											
Date	Opp	W/L	P/S	Rsh	Yds	Avg	Lg	TD	Rec	Yds	TD	Date	Opp	W/L	P/S	Rsh	Yds	Avg	Lg	TD	Rec	Yds	TD
Sep 7	at Dal	W	1/0	7	50	7.1	15	1	0	0	0	Sep 12	LAR	W	1/1	23	88	3.8	18	2	2	5	0
Sep 14	Chi	L	1/0	4	0	0.0	3	0	1	5	0	Sep 18	at Car	L	1/1	14	34	2.4	8	0	3	18	0
Sep 21	at Arz	L	1/0	3	13	4.3	6t	1	2	-2	0	Sep 25	at Sea	L	1/1	21	103	4.9	34	2	1	2	0
Sep 28	Phi	W	1/0	10	26	2.6	6	0	0	0	0	Oct 2	Dal	L	1/1	15	74	4.9	32	1	1	5	0
Oct 5	KC	W	1/0	10	43	4.3	11	0	0	0	0	Oct 6	Arz	L	1/1	22	78	3.5	10	1	6	36	0
Oct 13	at StL	W	1/0	11	14	1.3	6	0	1	1	0	Oct 16	at Buf	L	1/1	14	52	3.7	15	0	0	0	0
Oct 19	at Den	L	1/0	3	15	5.0	10	0	2	8	0	Oct 23	TB	L	-	-	-	-	-	-	-	-	-
Nov 2	StL	L	1/0	2	17	8.5	13	0	1	5	0	Nov 6	NO	L	-	-	-	-	-	-	-	-	-
Nov 9	at NO	W	1/0	4	36	9.0	15	1	0	0	0	Nov 13	at Arz	L	1/1	13	14	1.1	5	0	0	0	0
Nov 16	at NYG	W	1/0	9	25	2.8	7	0	1	5	0	Nov 20	NE	L	1/1	19	86	4.5	13	0	3	24	0
Nov 23	Was	W	1/0	7	16	2.3	7	1	0	0	0	Nov 27	at Mia	L	1/1	13	65	5.0	24	0	5	30	1
Nov 27	Sea	L	1/0	5	19	3.8	12	0	3	38	0	Dec 4	at Chi	L	1/1	20	92	4.6	12	0	1	6	0
Dec 7	at Oak	L	1/0	2	4	2.0	2	0	1	8	0	Dec 11	NYJ	L	1/1	17	193	11.4	47	0	1	7	1
Dec 14	at Sea	L	1/0	6	55	9.2	28	0	0	0	0	Dec 18	at Atl	L	1/1	13	71	5.5	17	0	1	6	0
Dec 20	SD	L	-	-	-	-	-	-	-	-	-	Dec 24	at LAR	W	1/1	13	38	2.9	14	0	3	24	1
Dec 28	Arz	W	-	-	-	-	-	-	-	-	-	PLACED ON INJURED RESERVE (Knee) ON 12/27											
TOTALS			14/0	83	333	4.0	28	4	12	68	0	TOTALS			13/13	217	988	4.6	47	6	27	163	3

2015

Date	Opp	W/L	P/S	Rsh	Yds	Avg	Lg	TD	Rec	Yds	TD
Sep 14	Min	W	1/1	26	168	6.5	18	2	2	14	0
Sep 20	at Pit	L	1/1	13	43	3.3	10	0	4	18	0
Sep 27	at Arz	L	1/1	15	51	3.4	14	0	1	10	0
Oct 4	GB	L	1/1	8	20	2.5	7	0	1	2	0
Oct 11	at NYG	L	1/1	21	93	4.4	22	1	1	4	0
Oct 18	Bal	W	1/1	21	55	2.6	14	0	2	5	0
Oct 22	Sea	L	1/1	11	40	3.6	13	0	0	0	0
Nov 1	at StL	L	-	-	-	-	-	-	-	-	-
Nov 8	Atl	W	-	-	-	-	-	-	-	-	-
Nov 22	at Sea	L	-	-	-	-	-	-	-	-	-
Nov 29	Arz	L	-	-	-	-	-	-	-	-	-
Dec 6	at Chi	W	-	-	-	-	-	-	-	-	-
PLACED ON INJURED RESERVE (Foot) ON 12/12											
TOTALS			7/7	115	470	4.1	22	3	11	53	0



PRINCE CHARLES IWORAH

30

CB » 5-11 » 193 » WESTERN KENTUCKY

3.11.93 » NASHVILLE, TN » FATHER RYAN HS, NASHVILLE, TN » 1ST YEAR » ACQUIRED D-7 IN '16

GOLDMINE

- Iworah showed off his impressive measurables during the Western Kentucky pro day leading up to the 2016 NFL Draft. If he posted those numbers at the 2016 NFL Combine, he would have ranked inside the top-five performers among defensive backs in the 40-yard dash time (4.32 seconds), vertical jump (38 1/2 inches), bench press (25 reps) and broad jump (10 feet, 8 inches).
- At WKU's pro day, Iworah, along with fellow draft-eligible players, worked out in front of 30 of 32 NFL organizations, a staggering number for what some consider a small program. Just four years prior, the school would have no more than a handful of teams at the showcase.
- Iworah, whose parents are from Nigeria, was named after the Prince of Wales. "My mom liked that name," said Iworah. "She always said that I have royal bloodlines in me."
- A member of Western Kentucky's track & field team, Iworah at one point ranked 14th among track-running college football players with a 60-meter dash time of 6.79 seconds. He would primarily compete in indoor events, due to his commitments to the football program. WKU would go on to win the 2015 Conference USA Indoor Championships.



IWORAH'S GOLDEN NUGGETS

- His last name is pronounced ee-WAR-uh.
- Iworah's parents originally hail from Nigeria, and named their son after the the Prince of Wales.
- Joined Western Kentucky's football team before the third game of the 2012 season as a walk-on defensive back, despite only suiting up as a running back in high school.
- Iworah impressed during his local pro day at Western Kentucky, posting results in the 40-yard dash, vertical jump, bench press and broad jump that would have ranked inside the top-five at the 2016 NFL combine among defensive backs.

GOLDMINE (CONTINUED)

- While Iworah may have a unique name to some, he was not the only member of Western Kentucky's 2014 team to garner attention due to their birth name. Also on the team were DL Ge'Monee (Gee-Money) Brown and DB Wonderful Terry.

IWORAH'S CAREER STATISTICS

YEAR	TEAM	GP	GS	TACKLES				YDS	INT	INTERCEPTIONS				PD	FUMBLES		
				TOT	SOL	AST	SACKS			YDS	LG	TD	FF		FR	YDS	
2016	SF	1	0	0	0	0	0.0	0.0	0	0	-	0	0	0	0	0	0
TOTALS		1	0	0	0	0	0.0	0.0	0	0	-	0	0	0	0	0	0

IWORAH'S TRANSACTIONS

Originally a 7th-round (249th overall) draft choice by SF in 2016...Waived by SF on 9/3/16...Signed to SF practice squad on 9/4/16...Promoted to SF active roster on 12/20/16.

2016

- Spent the majority of the season on the team's practice squad before being promoted to the active roster on 12/20 and making his NFL debut at LAR (12/24).

COLLEGE

Appeared in 40 games during his four-year career at Western Kentucky where he recorded 91 tackles, 5 INTs, 16 PDs, 3.5 TFLs and 1 FF. Over his final two seasons (2014-15), he started all 27 games for the Hilltoppers and registered 79 tackles, 16 PDs and 5 INTs. As a senior in 2015, finished with career highs in tackles (42) and INTs (4)

PERSONAL

- Attended Father Ryan (Nashville, TN) HS, where he was an all-state performer at running back during his senior season in 2010. That season, he ran for 1,096 yds. and 11 TDs on 182 carries, averaging 6.02 YPC.
- Joined the Western Kentucky track team as a sprinter and relay participant in 2013. Recorded the second-best 60-meter dash time in WKU history in 2015 when he logged a 6.77 time.
- Born Prince Charles Iworah (3/11/93) in Nashville, TN.

IWORAH'S GAME-BY-GAME

2016

Date	Opp	W/L	P/S	Tot	Sol	Ast	Sk	Yds	Int	Yds	PD	FF	FR	Yds
Sep 12	LAR	W	-	PRACTICE SQUAD				-	-	-	-	-	-	-
Sep 18	at Car	L	-	PRACTICE SQUAD				-	-	-	-	-	-	-
Sep 25	at Sea	L	-	PRACTICE SQUAD				-	-	-	-	-	-	-
Oct 2	Dal	L	-	PRACTICE SQUAD				-	-	-	-	-	-	-
Oct 6	Arz	L	-	PRACTICE SQUAD				-	-	-	-	-	-	-
Oct 16	at Buf	L	-	PRACTICE SQUAD				-	-	-	-	-	-	-
Oct 23	TB	L	-	PRACTICE SQUAD				-	-	-	-	-	-	-
Nov 6	NO	L	-	PRACTICE SQUAD				-	-	-	-	-	-	-
Nov 13	at Arz	L	-	PRACTICE SQUAD				-	-	-	-	-	-	-
Nov 20	NE	L	-	PRACTICE SQUAD				-	-	-	-	-	-	-
Nov 27	at Mia	L	-	PRACTICE SQUAD				-	-	-	-	-	-	-
Dec 4	at Chi	L	-	PRACTICE SQUAD				-	-	-	-	-	-	-
Dec 11	NYJ	L	-	PRACTICE SQUAD				-	-	-	-	-	-	-
Dec 18	at Atl	L	-	PRACTICE SQUAD				-	-	-	-	-	-	-
PROMOTED TO SF ACTIVE ROSTER ON 12/20														
Dec 24	at LAR	W	1/0	0	0	0	0.0	0.0	0	0	0	0	0	0
Jan 1	Sea	L	-	INACTIVE				-	-	-	-	-	-	-
TOTALS			1/0	0	0	0	0.0	0.0	0	0	0	0	0	0



DONTAE JOHNSON

36

CB » 6-2 » 200 » NORTH CAROLINA STATE

12.1.91 » PENNINGTON, NJ » PENNINGTON PREP HS, PENNINGTON, NJ » 4TH YEAR » ACQUIRED D-4B IN '14

GOLDMINE

- During the 2016 offseason, Johnson formed a special relationship with Will Randleman, a young man who suffered a traumatic neck injury while playing youth football in the Bay Area. Initially, Johnson was expecting his visit with Will to be a somber one. However, he was greeted by something unexpected. “He was in such amazing spirits. When I was talking to him, I saw his passion and love for football. We connected over that,” said Johnson. When Johnson visits Will, the two talk about the injury, but also go much deeper into their friendship. “We’re friends now. It’s amazing that we’ve opened up to each other. I’ve honestly learned so much from him,” Johnson continued. “His attitude has really made me cherish and value the opportunity that I have. I just want to help any way I can and let him know he’s not fighting this alone.”
- Hauling in 50 passes for 600 yards and 13 touchdowns is an impressive stat-line for a two-way player, which is exactly what Johnson was in high school. He split time as a receiver and defensive back during his time at Pennington Prep (NJ) High School. What made Johnson focus his attention on the defensive side of the ball moving forward? He credited a defensive mentality. Johnson said, “I was more of a physical player. Just the fact that I liked playing defense better. Playing basketball, I had a defensive mindset. So, I guess it just translated to football. I always had a defensive mindset.”



JOHNSON'S GOLDEN NUGGETS

- His first name is pronounced don-TAY.
- When he got the call that he was being drafted by the 49ers, San Francisco's 2014 first-round draft pick DB Jimmie Ward was one of the first phone calls that he received to congratulate him and tell him how excited he was that the two were going to be teammates. Ward and Johnson were roommates at the 2014 Senior Bowl.
- During the 2017 offseason, Johnson visited Langston Hughes Elementary School in East Orange, NJ in an effort to speak to the students and share his words of wisdom. Said Johnson, “We all have a dream and what you decide to do to get there is your choice. Make the best of it!”

GOLDMINE (CONTINUED)

- Johnson, a sports management and business administration major, spent the summer prior to his senior year as a sports marketing intern with French West Vaughan, a marketing/public relations firm based out of Raleigh, NC. During his internship, he worked with some high-profile athletes and clients which provided great experience. “I actually got to do a few things with MoGo, the flavored mouthpiece that [former 49ers QB] Colin [Kaepernick] wears. I did that and then I did a few things for [Cincinnati Bengals DT] Geno Atkins, getting him some suits for the ESPY’s.” Johnson believes if he weren’t a professional football player, that he had found his calling in sports marketing. He said, “That was definitely something I would do. Just the interaction with players and businesses, I felt like that was cool.”

JOHNSON'S CAREER STATISTICS

YEAR	TEAM	GP	GS	TACKLES			SACKS	YDS	INT	YDS	INTERCEPTIONS		PD	FUMBLES		
				TOT	SOL	AST					LG	TD		FF	FR	YDS
2014	SF	16	3	31	19	12	0.0	0.0	1	20	20t	0	6	0	0	0
2015	SF	16	3	31	23	8	0.0	0.0	0	0	-	0	5	0	0	0
2016	SF	15	0	11	10	1	0.0	0.0	0	0	-	0	3	0	0	0
TOTALS		47	6	73	52	21	0.0	0.0	1	20	20t	0	14	0	0	0

Additional Statistics:

Special Teams Tackles – 16: 2014 (6); 2015 (6); 2016 (4)

Special Teams Fumble Recoveries – 2: 2015 (2)

Blocked Field Goals – 1: 2015 (1)

Punt Returns – 1: 2016 (1)

Punt Return Yards – 25: 2016 (25)

Milestones:

NFL Debut: at Dal. (9/7/14); **First Start:** at Sea. (12/14/14); **First INT:** at StL (10/13/14 – QB Austin Davis); **First INT Returned for a TD:** at StL (10/13/14 – QB Austin Davis – 20 yds.)

JOHNSON'S CAREER HIGHS

Total Tackles: 7 (3 times) Last vs. Atl. (11/8/15)

Solo: 6 vs. Atl. (11/8/15)

Assists: 3 vs. Arz. (12/28/14)

Interceptions: 1 at StL (10/13/14)

Passes Defensed: 2 (4 times) Last vs. Sea. (1/1/17)

JOHNSON'S TRANSACTIONS

Originally the second of two 4th-round (129th overall) draft choices by SF in 2014.

2016

- Appeared in 15 games and totaled 11 tackles and 3 PDs while adding 4 special teams tackles.

2015

- Appeared in all 16 games (3 starts) for the second consecutive season and totaled 31 tackles with 5 PDs.
- Tied his career high with 7 tackles and 2 PDs vs. Atl. (11/8).

2014

- Played in 16 games (3 starts) and registered 21 tackles, 1 INT, which was returned for a TD, and 6 PDs.
- Picked off Rams QB Austin Davis late in the 4th qtr. and returned it 20 yds. for a TD, sealing the victory at StL (10/13). It marked Johnson's first career INT and TD and he became only the 7th rookie in franchise history to accomplish that feat, and first since CB Jason Webster in 2000 [70 yds. vs. Atl. (11/19/00)].
- Broke up a pass by Giants QB Eli Manning late in the 4th qtr. at the goal line that was intercepted by LB Chris Borland at NYG (11/16).

COLLEGE

Played in 50 games (28 starts) and totaled 217 tackles, 3 INTs, 4.0 sacks, 2 FFs, 10 PDs and 7.5 TFLs for the Wolfpack. As a senior, started all 12 games, registered 82 tackles, 3 INTs, 1 FF and 2 PDs. In 2012, started all 13 games, and recorded 80 tackles, 1.0 sack, 1 FF, 4.5 TFLs and 4 PDs. As a sophomore, played in 13 games (2 starts), and notched 30 tackles, 3.0 sacks, 3 TFLs and 3 PDs. In 2010, played in 12 games (1 start), and tallied 25 tackles and 1 PD.

PERSONAL

- Graduated with a degree in sport management at North Carolina State.
- Attended Pennington Prep (NJ) HS, where he earned first-team New Jersey all-area honors.
- Was a member of the Pack's Pact Program at North Carolina State, which encourages campus leadership and networking.
- Born Dontae Tyron Johnson (12/1/91) in Pennington, NJ.

INJURY REPORT

2016: Inactive at LAR (12/24) with a groin injury.

JOHNSON'S GAME-BY-GAME

2014														
Date	Opp	W/L	P/S	Tot	Sol	Ast	Sk	Yds	Int	Yds	PD	FF	FR	Yds
Sep 7	at Dal	W	1/0	2	1	1	0.0	0.0	0	0	2	0	0	0
Sep 14	Chi	L	1/0	1	0	1	0.0	0.0	0	0	0	0	0	0
Sep 21	at Arz	L	1/0	0	0	0	0.0	0.0	0	0	0	0	0	0
Sep 28	Phi	W	1/0	0	0	0	0.0	0.0	0	0	0	0	0	0
Oct 5	KC	W	1/0	0	0	0	0.0	0.0	0	0	0	0	0	0
Oct 13	at StL	W	1/0	0	0	0	0.0	0.0	1	20t	1	0	0	0
Oct 19	at Den	L	1/0	2	1	1	0.0	0.0	0	0	0	0	0	0
Nov 2	StL	L	1/0	0	0	0	0.0	0.0	0	0	0	0	0	0
Nov 9	at NO	W	1/0	0	0	0	0.0	0.0	0	0	0	0	0	0
Nov 16	at NYG	W	1/0	4	2	2	0.0	0.0	0	0	1	0	0	0
Nov 23	Was	W	1/0	0	0	0	0.0	0.0	0	0	0	0	0	0
Nov 27	Sea	L	1/0	0	0	0	0.0	0.0	0	0	0	0	0	0
Dec 7	at Oak	L	1/0	7	5	2	0.0	0.0	0	0	0	0	0	0
Dec 14	at Sea	L	1/1	4	3	1	0.0	0.0	0	0	1	0	0	0
Dec 20	SD	L	1/1	4	3	1	0.0	0.0	0	0	0	0	0	0
Dec 28	Arz	W	1/1	7	4	3	0.0	0.0	0	0	1	0	0	0
TOTALS			16/3	31	19	12	0.0	0.0	1	20t	6	0	0	0

2015														
Date	Opp	W/L	P/S	Tot	Sol	Ast	Sk	Yds	Int	Yds	PD	FF	FR	Yds
Sep 12	LAR	W	1/0	1	1	0	0.0	0.0	0	0	1	0	0	0
Sep 18	at Car	L	1/0	0	0	0	0.0	0.0	0	0	0	0	0	0
Sep 25	at Sea	L	1/0	0	0	0	0.0	0.0	0	0	0	0	0	0
Oct 2	Dal	L	1/0	0	0	0	0.0	0.0	0	0	0	0	0	0
Oct 6	Arz	L	1/0	0	0	0	0.0	0.0	0	0	0	0	0	0
Oct 16	at Buf	L	1/0	0	0	0	0.0	0.0	0	0	0	0	0	0
Oct 23	TB	L	1/0	0	0	0	0.0	0.0	0	0	0	0	0	0
Nov 6	NO	L	1/0	0	0	0	0.0	0.0	0	0	0	0	0	0
Nov 13	at Arz	L	1/0	1	1	0	0.0	0.0	0	0	0	0	0	0
Nov 20	NE	L	1/0	0	0	0	0.0	0.0	0	0	0	0	0	0
Nov 27	at Mia	L	1/0	2	1	1	0.0	0.0	0	0	0	0	0	0
Dec 4	at Chi	L	1/0	0	0	0	0.0	0.0	0	0	0	0	0	0
Dec 11	NYJ	L	1/0	2	2	0	0.0	0.0	0	0	0	0	0	0
Dec 18	at Atl	L	1/0	1	1	0	0.0	0.0	0	0	0	0	0	0
Dec 24	at LAR	W	-	-	-	-	-	-	-	-	-	-	-	-
Jan 1	Sea	L	1/0	4	4	0	0.0	0.0	0	0	2	0	0	0
TOTALS			15/0	11	10	1	0.0	0.0	0	0	3	0	0	0

2015														
Date	Opp	W/L	P/S	Tot	Sol	Ast	Sk	Yds	Int	Yds	PD	FF	FR	Yds
Sep 14	Min	W	1/0	4	3	1	0.0	0.0	0	0	0	0	0	0
Sep 20	at Pit	L	1/0	1	1	0	0.0	0.0	0	0	0	0	0	0
Sep 27	at Arz	L	1/0	2	1	1	0.0	0.0	0	0	2	0	0	0
Oct 4	GB	L	1/0	0	0	0	0.0	0.0	0	0	0	0	0	0
Oct 11	at NYG	L	1/0	0	0	0	0.0	0.0	0	0	0	0	0	0
Oct 18	Bal	W	1/0	0	0	0	0.0	0.0	0	0	0	0	0	0
Oct 22	Sea	L	1/0	0	0	0	0.0	0.0	0	0	0	0	0	0
Nov 1	at StL	L	1/0	0	0	0	0.0	0.0	0	0	0	0	0	0
Nov 8	Atl	W	1/1	7	6	1	0.0	0.0	0	0	2	0	0	0
Nov 22	at Sea	L	1/0	2	1	1	0.0	0.0	0	0	0	0	0	0
Nov 29	Arz	L	1/0	3	2	1	0.0	0.0	0	0	0	0	0	0
Dec 6	at Chi	W	1/0	0	0	0	0.0	0.0	0	0	0	0	0	0
Dec 13	at Cle	L	1/0	1	0	1	0.0	0.0	0	0	0	0	0	0
Dec 20	Cin	L	1/0	1	1	0	0.0	0.0	0	0	0	0	0	0
Dec 27	at Det	L	1/1	5	4	1	0.0	0.0	0	0	1	0	0	0
Jan 3	StL	W	1/1	5	4	1	0.0	0.0	0	0	0	0	0	0
TOTALS			16/3	31	23	8	0.0	0.0	0	0	5	0	0	0



CHRIS JONES

93

DT » 6-1 » 293 » BOWLING GREEN STATE

7.12.90 » BROWNSBURG, IN » BROWNSBURG HS, BROWNSBURG, IN » 4TH YEAR » ACQUIRED WAI IN '16 - MIA

AWARDS & HONORS

2014: AFC Special Teams Player of the Week (Week 7)

GOLDMINE

- Jones had an early introduction to how tough the NFL can be. Taken behind 37 other defensive linemen in the 2013 NFL Draft, he was cut by two teams over a span of just 11 days. After selecting him in the sixth round with the 198th overall pick, the Houston Texans cut Jones on 8/31/13. Jones signed with the Tampa Bay Buccaneers on 9/1/13 but lasted only 10 days, as the Buccaneers released him on 9/10/13. Rather than be deterred by these early disappointments, Jones maintained a positive outlook when he signed with the Patriots on 9/11/13, and it has paid off in a big way. Thrust into a starting role after key injuries to the defensive line, Jones finished his rookie season with an AFC-rookie best six sacks.

JONES' GOLDEN NUGGETS

- Originally claimed off waivers by SF on 11/8/16 after appearing in seven games for Miami, he went on to start the final 6 games of the 2016 season for the 49ers.
- Led all AFC rookies with 6.0 sacks in 2013 as a member of the New England Patriots.
- Appeared in 50 games (43 starts) during his four-year career at Bowling Green State and was named the Mid-Atlantic Conference Player of the Year as a senior in 2012.

JONES' CAREER STATISTICS

YEAR	TEAM	GP	GS	TACKLES					YDS	INTERCEPTIONS					FUMBLES		
				TOT	SOL	AST	SACKS	INT		YDS	LG	TD	PD	FF	FR	YDS	
2013	NE	13	11	56	39	17	6.0	42.0	0	0	-	0	0	0	0	0	0
2014	NE	15	12	27	17	10	3.0	17.5	0	0	-	0	0	0	0	0	0
2015	NE	-	-	RESERVE/PHYSICALLY UNABLE TO PERFORM					-	-	-	-	-	-	-	-	-
2016	MIA/SF	13	6	24	19	8	0.0	0.0	0	0	-	0	0	0	0	0	0
TOTALS		41	29	110	75	35	9.0	59.5	0	0	-	0	0	0	0	0	0

PLAYOFFS

YEAR	TEAM	GP	GS	TACKLES					YDS	INTERCEPTIONS					FUMBLES		
				TOT	SOL	AST	SACKS	INT		YDS	LG	TD	PD	FF	FR	YDS	
2013	NE	2	2	7	5	2	1.0	5.0	0	0	-	0	0	0	0	0	0
2014	NE	2	0	2	1	1	0.0	0.0	0	0	-	0	0	0	0	0	0
TOTALS		4	2	9	6	3	1.0	5.0	0	0	-	0	0	0	0	0	0

Additional Statistics:

Blocked Field Goal – 1: 2014 (1)

Blocked PAT – 1: 2016 (1)

Milestones:

NFL Debut: at Atl. (9/29/13); **First Start:** vs. NO (10/13/13); **First Sack:** at Cin. (10/6/13 – QB Andy Dalton); **First Blocked FG:** vs. NYJ (10/16/14 – K Nick Folk); **First Blocked PAT:** vs. Sea. (1/1/17 – K Steven Hauschka)

JONES' CAREER HIGHS

Total Tackles: 10 vs. Den. (11/24/13); Playoffs – 4 vs. Ind. (1/11/14)

Solo: 7 vs. Den. (11/24/13); Playoffs – 3 at Den. (1/19/14)

Assists: 4 at NYJ (10/20/13); Playoffs – 2 vs. Ind. (1/11/14)

Sacks: 2.0 at NYJ (10/20/13); Playoffs – 1.0 vs. Ind. (1/11/14)

JONES' TRANSACTIONS

Originally a 6th-round (198th overall) draft choice by Hou. in 2013...Waived by Hou. on 8/31/13...Claimed off waivers by TB on 9/1/13...Waived by TB on 9/10/13...Claimed off waivers by NE on 9/11/13...Placed on the Physically Unable to Perform List on 9/1/15...Activated from the Physically Unable to Perform List on 2/8/16...Waived by NE on 4/15/16...Signed by Mia. on 4/18/16...Waived by Mia. on 9/3/16...Signed by Mia. on 9/14/16...Waived by Mia. on 11/7/16...Claimed off waivers by SF on 11/8/16...Signed a one-year deal with SF on 3/16/17.

2016 (MIAMI/SAN FRANCISCO)

- Claimed off waivers from Miami on 11/8 and totaled 21 tackles over the final 6 games.
- Part of a 49ers defense that allowed 177 net yds. (99 rush, 78 pass) at LAR (12/24), the fewest given up by the 49ers defense in a single game since 11/19/12 vs. Chi. (143; 85 rush, 58 pass).
- Blocked a PAT attempt of K Steven Hauschka vs. Sea. (1/1), marking the first blocked PAT of his career and the 49ers second blocked PAT attempts of the season [LB Ahmad Brooks blocked a PAT attempts by K Graham Gano at Car. (9/18/16)].

2015 (NEW ENGLAND)

- Placed on the Reserve/Physically Unable to Perform List on 9/1 where he spent the entire season.

2014 (NEW ENGLAND)

- Appeared in 15 regular season games (12 starts) and registered 27 tackles and 3.0 sacks. Saw action in two of three playoff games and recorded 2 tackles.
- Registered 3 tackles and 1.0 sack vs. Cin. (10/6), taking down QB Andy Dalton for an 8-yd. loss.
- Recorded his first career FG block vs. NYJ (10/16), blocking a 58-yd. FGA by Jets K Nick Folk as time expired to earn AFC Special Teams Player of the Week honors.
- Sacked Packers QB Aaron Rodgers for a 5-yd. loss at GB (11/30).

2013 (NEW ENGLAND)

- Appeared in 13 games (11 starts) and recorded 56 tackles with an AFC-rookie best 6.0 sacks. Started both playoff games and registered 7 tackles with 1.0 sack.
- Notched 4 tackles and the first 1.5 sacks of his NFL career at Cin. (10/6).
- Recorded 9 tackles and a career-high 2.0 sacks at NYJ (10/20), twice taking down Jets QB Geno Smith.
- Started his first playoff game vs. Ind. (1/11/14) and registered his first career playoff sack, taking down Colts QB Andrew Luck for a 5-yd. loss.

COLLEGE

A four-year letterman, appeared in 50 games (43 starts) during his career at Bowling Green State (2009-12). Recorded a total of 157 tackles, 28.0 sacks, 46 TFLs, 6 FFs, 5 FRs and 2 PDs during his four years as a Falcon. As a senior, started all 13 games and was named the Mid-American Conference Player of the Year and First-Team All-MAC after registering 42 tackles, 12.5 sacks, 19 TFLs, 2 FFs and 1 FR. In 2011, started all 12 games and was named First-Team All-MAC after recording 47 tackles, 8.5 sacks, 14 TFLs and 3 FFs. Started all 12 games as a sophomore and was named Third-Team All-MAC after registering 39 tackles, 6.0 sacks, 11 TFLs and 1 FF. Saw action in all 13 games in 2009 as a true freshman, making six starts and finishing with 29 tackles, 1.0 sack and 2.5 TFLs.

PERSONAL

- Majored in exercise science.
- Attended Brownsburg (IN) HS, where he earned all-state honors as a senior after recording 7.0 sacks and 10 TFLs.
- Married to his wife, Angela, as the couple has two sons, Maverick and Cavanaugh.
- Born Christopher Dwightstone Jones (Brownsburg, IN) on 7/12/90.

INJURY REPORT

2015: Placed on the Reserve/Physically Unable to Perform List with a calf injury on 9/1.

JONES' GAME-BY-GAME

2013 (New England)

Date	Opp	W/L	P/S	Tot	Sol	Ast	Sk	Yds	Int	Yds	PD	FF	FR	Yds			
CLAIMED OFF WAIVERS BY NE ON 9/11																	
Sep 12	NYJ	W	-	-	-	-	INACTIVE								-	-	-
Sep 22	TB	W	-	-	-	-	INACTIVE								-	-	-
Sep 29	at Atl	W	1/0	1	1	0	0.0	0.0	0	0	0	0	0	0			
Oct 6	at Cin	L	1/0	4	2	2	1.5	13.0	0	0	0	0	0	0			
Oct 13	NO	W	1/1	4	3	1	0.0	0.0	0	0	0	0	0	0			
Oct 20	at NYJ	L	1/1	9	5	4	2.0	12.0	0	0	0	0	0	0			
Oct 27	Mia	W	1/1	7	4	3	1.5	11.0	0	0	0	0	0	0			
Nov 3	Pit	W	1/1	4	3	1	0.0	0.0	0	0	0	0	0	0			
Nov 18	at Car	L	1/1	1	1	0	0.0	0.0	0	0	0	0	0	0			
Nov 24	Den	W	1/1	10	7	3	0.0	0.0	0	0	0	0	0	0			
Dec 1	at Hou	W	1/1	3	2	1	0.0	0.0	0	0	0	0	0	0			
Dec 8	Cle	W	1/1	2	2	0	0.0	0.0	0	0	0	0	0	0			
Dec 15	at Mia	L	1/1	2	0	2	0.0	0.0	0	0	0	0	0	0			
Dec 22	at Bal	W	1/1	5	4	1	0.0	0.0	0	0	0	0	0	0			
Dec 29	Buf	W	1/1	4	4	0	1.0	6.0	0	0	0	0	0	0			
TOTALS			13/11	56	39	17	6.0	42.0	0	0	0	0	0	0			

2013 Postseason (New England)

Date	Opp	W/L	P/S	Tot	Sol	Ast	Sk	Yds	Int	Yds	PD	FF	FR	Yds
Jan 11	Ind	W	1/1	4	2	2	1.0	5.0	0	0	0	0	0	0
Jan 19	at Den	L	1/1	3	3	0	0.0	0.0	0	0	0	0	0	0
TOTALS			2/2	7	5	2	1.0	5.0	0	0	0	0	0	0

2014 (New England)

Date	Opp	W/L	P/S	Tot	Sol	Ast	Sk	Yds	Int	Yds	PD	FF	FR	Yds			
Sep 7	at Mia	L	-	-	-	-	INACTIVE								-	-	-
Sep 14	at Min	W	1/1	1	0	1	0.0	0.0	0	0	0	0	0	0			
Sep 21	Oak	W	1/0	5	2	3	0.0	0.0	0	0	0	0	0	0			
Sep 29	at KC	L	1/1	2	1	1	0.5	4.0	0	0	0	0	0	0			
Oct 5	Cin	W	1/1	3	1	2	1.0	8.0	0	0	0	0	0	0			
Oct 12	at Buf	W	1/1	3	2	1	0.0	0.0	0	0	0	0	0	0			
Oct 16	NYJ	W	1/1	2	2	0	0.0	0.0	0	0	0	0	0	0			
Oct 26	Chi	W	1/1	1	0	1	0.0	0.0	0	0	0	0	0	0			
Nov 2	Den	W	1/1	0	0	0	0.0	0.0	0	0	0	0	0	0			
Nov 16	at Ind	W	1/1	0	0	0	0.0	0.0	0	0	0	0	0	0			
Nov 23	Det	W	1/1	1	1	0	0.0	0.0	0	0	0	0	0	0			
Nov 30	at GB	L	1/1	2	2	0	1.0	5.0	0	0	0	0	0	0			
Dec 7	at SD	W	1/1	3	2	1	0.5	0.5	0	0	0	0	0	0			
Dec 14	Mia	W	1/1	1	1	0	0.0	0.0	0	0	0	0	0	0			
Dec 21	at NYJ	W	1/0	1	1	0	0.0	0.0	0	0	0	0	0	0			
Dec 28	Buf	L	1/0	2	2	0	0.0	0.0	0	0	0	0	0	0			
TOTALS			15/12	27	17	10	3.0	17.5	0	0	0	0	0	0			

2014 Postseason (New England)

Date	Opp	W/L	P/S	Tot	Sol	Ast	Sk	Yds	Int	Yds	PD	FF	FR	Yds			
Jan 10	Bal	W	1/0	2	1	1	0.0	0.0	0	0	0	0	0	0			
Jan 18	Ind	W	-	-	-	-	INACTIVE								-	-	-
Feb 1	Sea	W	1/0	0	0	0	0.0	0.0	0	0	0	0	0	0			
TOTALS			2/0	2	1	1	0.0	0.0	0	0	0	0	0	0			

2015 (New England)

Date	Opp	W/L	P/S	Tot	Sol	Ast	Sk	Yds	Int	Yds	PD	FF	FR	Yds
PLACED ON THE RESERVE/PUP LIST ON 9/1														
TOTALS			0/0	0	0	0	0.0	0.0	0	0	0	0	0	0

2016 (Miami/San Francisco)

Date	Opp	W/L	P/S	Tot	Sol	Ast	Sk	Yds	Int	Yds	PD	FF	FR	Yds			
SIGNED BY MIA ON 9/14																	
Sep 18	at NE	L	1/0	3	1	2	0.0	0.0	0	0	0	0	0	0			
Sep 25	Cle	W	1/0	2	2	0	0.0	0.0	0	0	0	0	0	0			
Sep 29	at Cin	L	1/0	0	0	0	0.0	0.0	0	0	0	0	0	0			
Oct 9	Ten	L	1/0	0	0	0	0.0	0.0	0	0	0	0	0	0			
Oct 16	Pit	W	1/0	0	0	0	0.0	0.0	0	0	0	0	0	0			
Oct 23	Buf	W	1/0	1	1	0	0.0	0.0	0	0	0	0	0	0			
Nov 6	NYJ	W	1/0	0	0	0	0.0	0.0	0	0	0	0	0	0			
WAIVED BY MIA ON 11/7																	
CLAIMED OFF WAIVERS BY SF ON 11/8																	
Nov 13	at Arz	L	-	-	-	-	INACTIVE								-	-	-
Nov 20	NE	L	-	-	-	-	INACTIVE								-	-	-
Nov 27	at Mia	L	1/1	2	1	1	0.0	0.0	0	0	0	0	0	0			
Dec 4	at Chi	L	1/1	4	3	1	0.0	0.0	0	0	0	0	0	0			
Dec 11	NYJ	L	1/1	4	3	1	0.0	0.0	0	0	0	0	0	0			
Dec 18	at Atl	L	1/1	2	2	0	0.0	0.0	0	0	0	0	0	0			
Dec 24	at LAR	W	1/1	6	4	2	0.0	0.0	0	0	0	0	0	0			
Jan 1	Sea	L	1/1	3	2	1	0.0	0.0	0	0	0	0	0	0			
TOTALS			13/6	27	19	8	0.0	0.0	0	0	0	0	0	0			



DON JONES

20

DB » 5-11 » 195 » ARKANSAS STATE

5.14.90 » TOWN CREEK, AL » HAZLEWOOD HS, TOWN CREEK, AL » 5TH YEAR » ACQUIRED FA IN '17

AWARDS & HONORS

2013: PFWA All-Rookie Team

GOLDMINE

- In 2016, Jones teamed up with the Gearing Towards Greatness Foundation, a non-profit organization that promotes fitness and health in his hometown of Town Creek, AL, to hold the Don Jones Inaugural Football Camp.



JONES' GOLDEN NUGGETS

- Jones spent his 2009 season as a running back at Arkansas State University. After transferring to Mississippi Gulf Coast Community College for the 2010 season, he returned to Arkansas State and made the position switch to safety for the following two seasons (2011-12).
- Has made his name as a special teams ace, recording 40 special teams tackles during his four-year NFL career.
- Was named to the 2013 All-Rookie team by the Pro Football Writers of America for his work on special teams. He finished the season with a team-high 11 tackles and 1 FF on special teams for the Dolphins.

GOLDMINE (CONTINUED)

- Jones is part of an athletic family, as his sister, Amber, played basketball at UAB for four seasons (2009-13) and professionally overseas in Romania.
- In the summer of 2016, Jones completed an internship at the Cleveland Municipal Court. In his role, Jones shadowed different probation officers, listening to advice given to troubled youth, while adding his own personal experiences.

JONES' CAREER STATISTICS

YEAR	TEAM	GP	GS	TACKLES					YDS	INTERCEPTIONS				FUMBLES			
				TOT	SOL	AST	SACKS	INT		YDS	LG	TD	PD	FF	FR	YDS	
2013	MIA	16	0	0	0	0	0.0	0.0	0	0	–	0	0	0	0	0	0
2014	NE/MIA	13	0	0	0	0	0.0	0.0	0	0	–	0	0	0	0	0	0
2015	NO/CLE	14	0	0	0	0	0.0	0.0	0	0	–	0	0	0	0	0	0
2016	CLE/HOU	13	0	0	0	0	0.0	0.0	0	0	–	0	0	0	0	0	0
TOTALS		56	0	0	0	0	0.0	0.0	0	0	–	0	0	0	0	0	0

PLAYOFFS

YEAR	TEAM	GP	GS	TACKLES					YDS	INTERCEPTIONS				FUMBLES			
				TOT	SOL	AST	SACKS	INT		YDS	LG	TD	PD	FF	FR	YDS	
2016	HOU	2	0	0	0	0	0.0	0.0	0	0	–	0	0	0	0	0	0
TOTALS		2	0	0	0	0	0.0	0.0	0	0	–	0	0	0	0	0	0

Additional Statistics:

Special Teams Tackles: Regular Season – 40: 2013 (11); 2014 (11); 2015 (6); 2016 (12); **Postseason – 2:** 2016 (2)
Special Teams Forced Fumbles – 1: 2013 (1)

Milestones:

NFL Debut: at Cle. (9/8/13)

JONES' TRANSACTIONS

Originally a 7th-round (250th overall) draft choice by Mia. in 2013...Waived by Mia. on 8/31/14...Claimed off waivers by NE on 9/1/14...Waived by NE on 11/27/14...Claimed off waivers by Mia. on 11/28/14...Waived by Mia. on 9/5/15...Signed to NO practice squad on 9/5/15...Promoted to NO active roster on 9/12/15...Waived by NO on 10/13/15...Claimed off waivers by Cle. on 10/14/15...Waived by Cle. on 10/4/16...Signed by Hou. on 10/19/16...Signed a two-year deal with SF on 3/10/17.

2016 (CLEVELAND/HOUSTON)

- Appeared in 13 games with Cleveland and Houston and recorded 12 special teams tackles.
- Saw action in 4 games with the Browns and registered 1 special teams tackle before being waived on 10/4.
- Signed with the Texans on 10/19 and appeared in 9 games. Tied for the team-lead with 11 special teams tackles.
- Appeared in both playoff contests for Houston, and recorded two special teams tackles vs. Oak. (1/7/17 - AFC - WC).

2015 (NEW ORLEANS/CLEVELAND)

- Appeared in 14 games with New Orleans and Cleveland and registered 6 special teams tackles.
- Waived by NO on 10/13 after appearing in 5 games and recording 1 special teams tackle.
- Claimed off waivers by Cle. on 10/14 and saw action in 9 games, totaling 5 special teams tackles.

2014 (NEW ENGLAND/MIAMI)

- Appeared in 13 games with New England and Miami and totaled 11 special teams tackles.
- Saw action in 9 games with the Patriots and recorded 6 special teams tackles before being placed on waivers on 11/27.
- Claimed off waivers by Mia. on 11/28 and registered 5 special teams tackles in 4 games to end the season.

2013 (MIAMI)

- Saw action in all 16 games and led the team with 11 special teams tackles.
- Made his NFL debut at Cle. (9/8).
- Forced a fumble on special teams vs. Atl. (9/22).

COLLEGE

Spent four years (2008-09, 2011-12) at Arkansas State. Transferred to Mississippi Gulf Coast Community College for the 2010 season. As a senior, appeared in 13 games and recorded 74 tackles, 5.5 TFLs, 2 PDs and 1 INT. In 2011, saw action in 13 games and registered 54 tackles, 6.5 TFLs, 3 PDs, 1 INT and 1.0 sack. Switched from running back to safety in 2010 while at MGCCC and recorded 39 tackles and 3 TFLs in 7 games. In 2009 at Arkansas State, registered 24 atts. for 151 yds. and 2 TDs with 10 receipts. for 146 yds. and 1 TD at running back. Redshirted as a true freshman in 2008.

PERSONAL

- Majored in interdisciplinary studies at Arkansas State.
- Attended Hazlewood (Town Creek, AL) HS, where he played running back and defensive back and rushed for 1,853 yds. and 22 TDs as a senior. Also participated in track & field and was the state champion in the 100, 200 and 400-meter events.
- Son of Don and Amberlene Jones. Has a brother, Tory, and three sisters: Amber, Lacorie and JerShica.
- Born Don Jones II (5/14/90) in Tuscumbia, AL.

INJURY REPORT

- 2014:** Inactive vs. Oak. (9/21) with a hamstring injury. Inactive vs. Min. (12/21) with a shoulder injury.
- 2016:** Inactive vs. Jax. (12/18) with an illness.

JONES' GAME-BY-GAME

2013 (Miami)

Date	Opp	W/L	P/S	Tot	Sol	Ast	Sk	Yds	Int	Yds	PD	FF	FR	Yds
Sep 8	at Cle	W	1/0	0	0	0	0.0	0.0	0	0	0	0	0	0
Sep 15	at Ind	W	1/0	0	0	0	0.0	0.0	0	0	0	0	0	0
Sep 22	Atl	W	1/0	0	0	0	0.0	0.0	0	0	0	0	0	0
Sep 30	at NO	L	1/0	0	0	0	0.0	0.0	0	0	0	0	0	0
Oct 6	Bal	L	1/0	0	0	0	0.0	0.0	0	0	0	0	0	0
Oct 20	Buf	L	1/0	0	0	0	0.0	0.0	0	0	0	0	0	0
Oct 27	at NE	L	1/0	0	0	0	0.0	0.0	0	0	0	0	0	0
Oct 31	Cin	W	1/0	0	0	0	0.0	0.0	0	0	0	0	0	0
Nov 11	at TB	L	1/0	0	0	0	0.0	0.0	0	0	0	0	0	0
Nov 17	SD	W	1/0	0	0	0	0.0	0.0	0	0	0	0	0	0
Nov 24	Car	L	1/0	0	0	0	0.0	0.0	0	0	0	0	0	0
Dec 1	at NYJ	W	1/0	0	0	0	0.0	0.0	0	0	0	0	0	0
Dec 8	at Pit	W	1/0	0	0	0	0.0	0.0	0	0	0	0	0	0
Dec 15	NE	W	1/0	0	0	0	0.0	0.0	0	0	0	0	0	0
Dec 22	at Buf	L	1/0	0	0	0	0.0	0.0	0	0	0	0	0	0
Dec 29	NYJ	L	1/0	0	0	0	0.0	0.0	0	0	0	0	0	0
TOTALS			16/0	0	0	0	0.0	0.0	0	0	0	0	0	0

2014 (New England/Miami)

Date	Opp	W/L	P/S	Tot	Sol	Ast	Sk	Yds	Int	Yds	PD	FF	FR	Yds	
Sep 7	at Mia	L	1/0	0	0	0	0.0	0.0	0	0	0	0	0	0	
Sep 14	at Min	W	1/0	0	0	0	0.0	0.0	0	0	0	0	0	0	
Sep 21	Oak	W	-	INACTIVE (Hamstring)		-	-	-	-	-	-	-	-	-	
Sep 29	at KC	L	1/0	0	0	0	0.0	0.0	0	0	0	0	0	0	
Oct 5	Cin	W	1/0	0	0	0	0.0	0.0	0	0	0	0	0	0	
Oct 12	at Buf	W	1/0	0	0	0	0.0	0.0	0	0	0	0	0	0	
Oct 16	NYJ	W	1/0	0	0	0	0.0	0.0	0	0	0	0	0	0	
Oct 26	Chi	W	1/0	0	0	0	0.0	0.0	0	0	0	0	0	0	
Nov 2	Den	W	1/0	0	0	0	0.0	0.0	0	0	0	0	0	0	
Nov 16	at Ind	W	-	INACTIVE		-	-	-	-	-	-	-	-	-	
Nov 23	Det	W	1/0	0	0	0	0.0	0.0	0	0	0	0	0	0	
WAIVED BY NE ON 11/27															
CLAIMED OFF WAIVERS BY MIA ON 11/28															
Dec 1	at NYJ	W	1/0	0	0	0	0.0	0.0	0	0	0	0	0	0	
Dec 7	Bal	L	1/0	0	0	0	0.0	0.0	0	0	0	0	0	0	
Dec 14	at NE	L	1/0	0	0	0	0.0	0.0	0	0	0	0	0	0	
Dec 21	Min	W	-	INACTIVE (Shoulder)		-	-	-	-	-	-	-	-	-	
Dec 28	NYJ	L	1/0	0	0	0	0.0	0.0	0	0	0	0	0	0	
TOTALS			13/0	0	0	0	0.0	0.0	0	0	0	0	0	0	

2015 (New Orleans/Cleveland)


Date	Opp	W/L	P/S	Tot	Sol	Ast	Sk	Yds	Int	Yds	PD	FF	FR	Yds	
Sep 13	at Arz	L	1/0	0	0	0	0.0	0.0	0	0	0	0	0	0	
Sep 20	TB	L	1/0	0	0	0	0.0	0.0	0	0	0	0	0	0	
Sep 27	at Car	L	1/0	0	0	0	0.0	0.0	0	0	0	0	0	0	
Oct 4	Dal	W	1/0	0	0	0	0.0	0.0	0	0	0	0	0	0	
Oct 11	at Phi	L	1/0	0	0	0	0.0	0.0	0	0	0	0	0	0	
WAIVED BY NO ON 10/13															
CLAIMED BY CLE ON 10/14															
Oct 18	Den	L	1/0	0	0	0	0.0	0.0	0	0	0	0	0	0	
Oct 25	at StL	L	1/0	0	0	0	0.0	0.0	0	0	0	0	0	0	
Nov 1	Arz	L	-	INACTIVE		-	-	-	-	-	-	-	-	-	
Nov 5	at Cin	L	1/0	0	0	0	0.0	0.0	0	0	0	0	0	0	
Nov 15	at Pit	L	1/0	0	0	0	0.0	0.0	0	0	0	0	0	0	
Nov 30	Bal	L	-	INACTIVE		-	-	-	-	-	-	-	-	-	
Dec 6	Cin	L	1/0	0	0	0	0.0	0.0	0	0	0	0	0	0	
Dec 13	SF	W	1/0	0	0	0	0.0	0.0	0	0	0	0	0	0	
Dec 20	at Sea	L	1/0	0	0	0	0.0	0.0	0	0	0	0	0	0	
Dec 27	at KC	L	1/0	0	0	0	0.0	0.0	0	0	0	0	0	0	
Jan 3	Pit	L	1/0	0	0	0	0.0	0.0	0	0	0	0	0	0	
TOTALS			14/0	0	0	0	0.0	0.0	0	0	0	0	0	0	

2016 (Cleveland/Houston)

Date	Opp	W/L	P/S	Tot	Sol	Ast	Sk	Yds	Int	Yds	PD	FF	FR	Yds	
Sep 11	at Phi	L	1/0	0	0	0	0.0	0.0	0	0	0	0	0	0	
Sep 18	Bal	L	1/0	0	0	0	0.0	0.0	0	0	0	0	0	0	
Sep 25	at Mia	L	1/0	0	0	0	0.0	0.0	0	0	0	0	0	0	
Oct 2	at Was	L	1/0	0	0	0	0.0	0.0	0	0	0	0	0	0	
WAIVED BY CLE ON 10/4															
SIGNED BY HOU ON 10/19															
Oct 24	at Den	L	1/0	0	0	0	0.0	0.0	0	0	0	0	0	0	
Oct 30	Det	W	1/0	0	0	0	0.0	0.0	0	0	0	0	0	0	
Nov 13	at Jax	W	1/0	0	0	0	0.0	0.0	0	0	0	0	0	0	
Nov 21	at Oak	L	1/0	0	0	0	0.0	0.0	0	0	0	0	0	0	
Nov 27	SD	L	1/0	0	0	0	0.0	0.0	0	0	0	0	0	0	
Dec 4	at GB	L	1/0	0	0	0	0.0	0.0	0	0	0	0	0	0	
Dec 11	at Ind	W	1/0	0	0	0	0.0	0.0	0	0	0	0	0	0	
Dec 18	Jax	W	-	INACTIVE (Illness)		-	-	-	-	-	-	-	-	-	
Dec 24	Cin	W	1/0	0	0	0	0.0	0.0	0	0	0	0	0	0	
Jan 1	at Ten	L	1/0	0	0	0	0.0	0.0	0	0	0	0	0	0	
TOTALS			13/0	0	0	0	0.0	0.0	0	0	0	0	0	0	

2016 Postseason (Houston)

Date	Opp	W/L	P/S	Tot	Sol	Ast	Sk	Yds	Int	Yds	PD	FF	FR	Yds
Jan 7	Oak	W	1/0	0	0	0	0.0	0.0	0	0	0	0	0	0
Jan 14	at NE	L	1/0	0	0	0	0.0	0.0	0	0	0	0	0	0
TOTALS			2/0	0	0	0	0.0	0.0	0	0	0	0	0	0



KYLE JUSZCZYK

44

FB » 6-1 » 240 » HARVARD

4.23.91 » LODI, OH » CLOVERLEAF HS, LODI, OH » 5TH YEAR » ACQUIRED FA IN '17

AWARDS & HONORS

2016: AFC Pro Bowl



CAREER HIGHLIGHTS

- Led all FBs in 2015 after registering career highs in receipts. (41), rec. yds. (321) and rec. TDs (4) for a Ravens offense that set a single-season team-record in net passing yds. (4,271).
- In 2016, finished with 37 receipts. for 266 yds. and was selected to his first career Pro Bowl.
- Has appeared in all 64 games throughout his NFL career, tied for the longest active streak for consecutive games played in the NFL among FBs (Anthony Sherman, KC).

GOLDMINE

- After signing with the 49ers during 2017 free agency, Juszczyk was quickly viewed as more than a fullback by general manager John Lynch. Said Lynch of Juszczyk, "He's an O.W. So, if you see O.W., that stands for 'offensive weapon.' We saw an offensive weapon that this guy (head coach Kyle Shanahan) is thrilled to be able to use in a number of different capacities and I think that kind of is symbolic of our approach."
- In February of 2017, Juszczyk spoke at the 28th Annual banquet for the Hanover (PA) Rotary Club. He helped recognize 16 scholar-athletes from Hanover, Delone Catholic, South Western and Spring Grove in Pennsylvania. The event raised money for the Hanover Rotary Club to provide funding to local youth organizations.



JUSZCZYK'S GOLDEN NUGGETS

- His last name is pronounced YOOZ-check.
- Admires former U.S. Navy SEAL, Marcus Luttrell, who was awarded the Navy Cross Purple Heart for his actions of bravery.
- Each offseason, Juszczyk likes to build at least one piece of furniture with his hands. His most recent piece of furniture assembled was a farmhouse-style kitchen table.
- In search of his favorite pregame meal, Juszczyk settled on filet minion with sweet potatoes and spaghetti with scrambled eggs, a meal he describes as, "The perfect combination of protein and the right carbs before a game."
- His great uncle, Rich "Dickie" Moore, played DT at Villanova University before being selected by the Green Bay Packers in the first round (12th overall) of the 1969 NFL Draft.

GOLDMINE (CONTINUED)

- In 2015, Juszczyk hosted the inaugural Juice's Future All-Stars Camp in Burbank, OH, with all proceeds donated to benefit Crohn's disease research.
- Juszczyk often promotes PLAY 60, the NFL's movement to get children active for at least 60 minutes a day. In 2013, he participated in a PLAY 60 Challenge kickoff assembly at Essex (MD) Elementary School.



JUSZCZYK'S CAREER STATISTICS

YEAR	TEAM	GP	GS	ATT	RUSHING				NO	RECEIVING			
					YDS	AVG	LG	TD		YDS	AVG	LG	TD
2013	BAL	16	0	0	0	–	–	0	0	0	–	–	0
2014	BAL	16	14	0	0	–	–	0	19	182	9.6	33	1
2015	BAL	16	11	2	3	1.5	2	0	41	321	7.8	39	4
2016	BAL	16	7	5	22	4.4	10t	1	37	266	7.2	40	0
TOTALS		64	32	7	25	3.6	10t	1	97	769	7.9	40	5

PLAYOFFS

YEAR	TEAM	GP	GS	ATT	RUSHING				NO	RECEIVING			
					YDS	AVG	LG	TD		YDS	AVG	LG	TD
2014	BAL	2	1	0	0	–	–	0	6	45	7.5	11	0
TOTALS		2	1	0	0	–	–	0	6	45	7.5	11	0

Additional Statistics:

Fumbles – Lost – 2–2: 2–2 in 2014

Special Teams Tackles: Regular Season – 12: 2013 (5); 2014 (3); 2015 (1); 2016 (3); Postseason – 4: 2014 (4)

Special Teams Fumble Recoveries – 1: 2013 (1)

Kick Returns – 5: 2013 (2); 2014 (2); 2015 (1)

Kick Return Yards – 52: 2013 (17); 2014 (28); 2015 (7)

Milestones:

NFL Debut: at Den. (9/5/13); First Start: vs. Cin. (9/7/14); First Reception: Regular Season – at Cle. (9/21/14 – 9–yd. TD pass from QB Joe Flacco); Postseason – at Pit. (1/3/15 – 7–yd. pass from QB Joe Flacco); First TD Reception: at Cle. (9/21/14 – 9–yd. TD pass from QB Joe Flacco); First Rushing TD: at Pit. (12/25/16)

JUSZCZYK'S CAREER HIGHS

Rushes: 2 (2 times) Last at Pit. (12/25/16)

Rushing Yards: 15 at Pit. (12/25/16)

Long Rush: 10t at Pit. (12/25/16)

Rushing TDs: 1 at Pit. (12/25/16)

Receptions: Regular Season – 6 at Oak. (10/2/16); Postseason – 4 at NE (1/10/15)

Receiving Yards: Regular Season – 56 at Oak. (10/2/16); Postseason – 29 at NE (1/10/15)

Long Reception: Regular Season – 40 at NE (12/12/16); Postseason – 11 at NE (1/10/15)

TD Receptions: 1 (5 times) Last at Cin. (1/3/16)

JUSZCZYK'S TRANSACTIONS

Originally a 4th–round (130th overall) draft choice by Bal. in 2013...Signed a four–year deal with SF on 3/10/17.

2016 (BALTIMORE)

- Appeared in all 16 games for the fourth-consecutive season. Registered 37 receipts. for 266 yds.
- Made his first Pro Bowl appearance.
- Set single-game career highs in both receipts. (6) and rec. yds. (56) vs. Oak. (10/2).

2015 (BALTIMORE)

- Led all FBs in 2015 after registering career highs in receipts. (41), rec. yds. (321) and rec. TDs (4) for a Ravens offense that set a single-season team-record in net passing yds. (4,271).
- Scored his second-career TD on an 8-yard receipt. from Ravens QB Joe Flacco vs. Cle. (10/11).
- Caught a career-long 39-yd. receipt. in the Ravens 29-26 victory vs. SD (11/1).
- Finished with 2 receipts. for 18 yds. and 1 TD at Cin. (1/3/16), marking his fifth-career rec. TD.

2014 (BALTIMORE)

- Started a career-high 14 games and registered 19 receipts. for 182 yds. and 1 TD. Also helped the Ravens establish franchise single-season records in yds. (5,838) and points scored (409).
- Appeared in both postseason contests (one start) and had 6 receipts. for 45 yds.
- Made his first career start vs. Cin. (9/7).
- Registered postseason career highs in receipts. (4) and rec. yds. (29) at NE (1/10/15) (AFC-D). Also helped Ravens RB Justin Forsett rush for 129 yds., the third most in Ravens postseason history.

2013 (BALTIMORE)

- Appeared in all 16 games as a rookie, where he finished with 5 tackles and 1 FR on special teams.

COLLEGE

Finished his career with 125 receipts. for 1,576 yds. (12.6 avg.) and 22 TDs. Left Harvard as the school's all-time leader in each category. Earned Associated Press First-Team All-America honors as a senior in 2012 after leading the team with 52 receipts. for 706 yds. and 8 TDs. As a junior, led all Ivy League TEs and Harvard receivers with 37 receipts. for 512 yds. and 7 TDs, earning First-Team All-Ivy League honors. In 2010, finished with 25 receipts. for 234 yds. and a team-high 4 TDs. Appeared in all 10 games as a freshman, as he registered 11 receipts. for 124 yds. and 3 TDs.

PERSONAL

- Earned first-team All-Suburban League and All-Medina County honors as a junior and senior at Cloverfield (Lodi, OH) HS. Played LB, QB, RB, TE and WR during his time at Cloverfield.
- Saw action at LB, QB, RB, TE and WR in high school. He also played basketball and competed in track & field throwing events.
- Participated in the Ohio Math League in high school.
- Enjoys fishing and playing cards in his free time.
- Graduated with a bachelor's degree in economics from Harvard University.

JUSZCZYK'S GAME-BY-GAME

2013 (Baltimore)

Date	Opp	W/L	P/S	Rsh	Yds	Avg	Lg	TD	Rec	Yds	TD
Sep 5	at Den	L	1/0	0	0	-	-	0	0	0	0
Sep 15	Cle	W	1/0	0	0	-	-	0	0	0	0
Sep 22	Hou	W	1/0	0	0	-	-	0	0	0	0
Sep 29	at Buf	L	1/0	0	0	-	-	0	0	0	0
Oct 6	at Mia	W	1/0	0	0	-	-	0	0	0	0
Oct 13	GB	L	1/0	0	0	-	-	0	0	0	0
Oct 20	at Pit	L	1/0	0	0	-	-	0	0	0	0
Nov 3	at Cle	L	1/0	0	0	-	-	0	0	0	0
Nov 10	Cin	W	1/0	0	0	-	-	0	0	0	0
Nov 17	at Chi	L	1/0	0	0	-	-	0	0	0	0
Nov 24	NYJ	W	1/0	0	0	-	-	0	0	0	0
Nov 28	Pit	W	1/0	0	0	-	-	0	0	0	0
Dec 8	Min	W	1/0	0	0	-	-	0	0	0	0
Dec 16	at Det	W	1/0	0	0	-	-	0	0	0	0
Dec 22	NE	L	1/0	0	0	-	-	0	0	0	0
Dec 29	at Cin	L	1/0	0	0	-	-	0	0	0	0
TOTALS			16/0	0	0	-	-	0	0	0	0

2015 (Baltimore)

Date	Opp	W/L	P/S	Rsh	Yds	Avg	Lg	TD	Rec	Yds	TD
Sep 13	at Den	L	1/1	0	0	-	-	0	4	17	0
Sep 20	at Oak	L	1/0	0	0	-	-	0	1	11	0
Sep 27	Cin	L	1/1	0	0	-	-	0	2	11	0
Oct 1	at Pit	W	1/0	0	0	-	-	0	1	3	0
Oct 11	Cle	L	1/0	0	0	-	-	0	3	31	1
Oct 18	at SF	L	1/1	0	0	-	-	0	2	22	0
Oct 26	at Arz	L	1/1	0	0	-	-	0	4	15	1
Nov 1	SD	W	1/1	0	0	-	-	0	1	39	0
Nov 15	Jax	L	1/0	0	0	-	-	0	5	47	0
Nov 22	StL	W	1/1	2	3	1.5	2	0	3	10	0
Nov 30	at Cle	W	1/1	0	0	-	-	0	2	18	0
Dec 6	at Mia	L	1/1	0	0	-	-	0	1	-2	0
Dec 13	Sea	L	1/1	0	0	-	-	0	0	0	0
Dec 20	KC	L	1/1	0	0	-	-	0	5	26	1
Dec 27	Pit	W	1/0	0	0	-	-	0	5	55	0
Jan 3	at Cin	L	1/1	0	0	-	-	0	2	18	1
TOTALS			16/11	2	3	1.5	2	0	41	321	4

2014 (Baltimore)

Date	Opp	W/L	P/S	Rsh	Yds	Avg	Lg	TD	Rec	Yds	TD
Sep 7	Cin	L	1/1	0	0	-	-	0	0	0	0
Sep 11	Pit	W	1/0	0	0	-	-	0	0	0	0
Sep 21	at Cle	W	1/1	0	0	-	-	0	3	54	1
Sep 28	Car	W	1/1	0	0	-	-	0	2	8	0
Oct 5	at Ind	L	1/1	0	0	-	-	0	0	0	0
Oct 12	at TB	W	1/1	0	0	-	-	0	2	29	0
Oct 19	Atl	W	1/1	0	0	-	-	0	1	4	0
Oct 26	at Cin	L	1/1	0	0	-	-	0	1	21	0
Nov 2	at Pit	L	1/1	0	0	-	-	0	1	12	0
Nov 9	Ten	W	1/1	0	0	-	-	0	3	26	0
Nov 24	at NO	W	1/1	0	0	-	-	0	3	21	0
Nov 30	SD	L	1/1	0	0	-	-	0	0	0	0
Dec 7	at Mia	W	1/0	0	0	-	-	0	2	3	0
Dec 14	Jax	W	1/1	0	0	-	-	0	1	4	0
Dec 21	at Hou	L	1/1	0	0	-	-	0	0	0	0
Dec 28	Cle	W	1/1	0	0	-	-	0	0	0	0
TOTALS			16/14	0	0	-	-	0	19	182	1

2016 (Baltimore)

Date	Opp	W/L	P/S	Rsh	Yds	Avg	Lg	TD	Rec	Yds	TD
Sep 11	Buf	W	1/1	1	2	2.0	2	0	2	21	0
Sep 18	at Cle	W	1/0	0	0	-	-	0	1	8	0
Sep 25	at Jax	W	1/1	0	0	-	-	0	1	2	0
Oct 2	Oak	L	1/0	0	0	-	-	0	6	56	0
Oct 9	Was	L	1/1	0	0	-	-	0	3	20	0
Oct 16	at NYG	L	1/1	0	0	-	-	0	4	25	0
Oct 23	at NYJ	L	1/0	0	0	-	-	0	1	2	0
Nov 6	Pit	W	1/0	1	2	2.0	2	0	0	0	0
Nov 10	Cle	W	1/1	1	3	3.0	3	0	2	4	0
Nov 20	at Dal	L	1/0	0	0	-	-	0	3	32	0
Nov 27	Cin	W	1/0	0	0	-	-	0	3	18	0
Dec 4	Mia	W	1/0	0	0	-	-	0	1	6	0
Dec 12	at NE	L	1/1	0	0	-	-	0	3	46	0
Dec 18	Phi	W	1/0	0	0	-	-	0	3	15	0
Dec 25	at Pit	L	1/1	2	15	7.5	10t	1	2	10	0
Jan 1	at Cin	L	1/0	0	0	-	-	0	2	1	0
TOTALS			16/7	5	22	4.4	10t	1	37	266	0

2014 Postseason (Baltimore)

Date	Opp	W/L	P/S	Rsh	Yds	Avg	Lg	TD	Rec	Yds	TD
Jan 3	at Pit	W	1/1	0	0	-	-	0	2	16	0
Jan 10	at NE	L	1/0	0	0	-	-	0	4	29	0
TOTALS			2/1	0	0	-	-	0	6	45	0



JEREMY KERLEY

17

WR » 5-9 » 188 » TEXAS CHRISTIAN

11.8.88 » HUTTO, TX » HUTTO HS, HUTTO, TX » 7TH YEAR » ACQUIRED TR IN '16 - DET

GOLDMINE

- Launched his own website and apparel line, JK11, in 2015. “I’m really, really into fashion. It’s something I’m dedicated to.” From men’s to women’s clothing, his line ranges from athletic wear to casual gear. To learn more, visit JeremyKerley.com.



KERLEY’S GOLDEN NUGGETS

- Kerley became a fan of wearing hats as a result of his grandfather, who has a collection of baseball hats and put him in hats.
- Became the first player in NYJ history to record a receiving TD and a punt return TD in the same game [vs. Buf. (9/9/12)].
- During his first day on campus at TCU, Kerley met track and field member, Kristal Juarez, whom he would later go on to marry.

GOLDMINE (CONTINUED)

- Beginning in 2014, Kerley has hosted the Jeremy Kerley Football and Cheer Camp at his alma mater Hutto High School each offseason. The camp, available to local youth from grades 1-12, offers instruction on football fundamentals in addition to teaching life skills. Proceeds from the clinic benefit the local YMCA’s Annual Campaign, which provides scholarships to those in need.



KERLEY'S CAREER STATISTICS

YEAR	TEAM	GP	GS	RECEIVING					RUSHING				
				NO	YDS	AVG	LG	TD	ATT	YDS	AVG	LG	TD
2011	NYJ	14	1	29	314	10.8	38	1	5	28	5.6	16	0
2012	NYJ	16	7	56	827	14.8	66	2	5	8	1.6	5	0
2013	NYJ	12	8	43	523	12.2	26	3	4	11	2.8	8	0
2014	NYJ	16	7	38	409	10.8	33	1	4	86	21.5	37	0
2015	NYJ	16	1	16	152	9.5	25	2	0	0	–	–	0
2016	SF	16	13	64	667	10.4	33t	3	0	0	–	–	0
TOTALS		90	37	246	2,892	11.8	66	12	18	133	7.4	37	0

YEAR	TEAM	KICKOFF RETURNS					PUNT RETURNS					
		NO	YDS	AVG	LG	TD	NO	FC	YDS	AVG	LG	TD
2011	NYJ	1	15	15.0	15	0	29	16	317	10.9	53	0
2012	NYJ	0	0	–	–	0	19	36	208	10.9	68t	1
2013	NYJ	1	19	19.0	19	0	13	5	115	8.8	24	0
2014	NYJ	1	12	12.0	12	0	25	13	199	8.0	41	0
2015	NYJ	0	0	–	–	0	48	19	411	8.6	58	0
2016	SF	2	32	16.0	20	0	21	36	158	7.5	26	0
TOTALS		5	78	15.6	20	0	155	125	1,408	9.1	68t	1

Additional Statistics:

Fumble-Lost – 13–5: 3–1 in 2011; 4–3 in 2012; 1–0 in 2014; 1–0 in 2015; 4–1 in 2016

Passing – 4–2–83–0–0 TDs: 2011 (1–1–41–0–0 TDs); 2012 (1–1–42–0–0 TDs); 2013 (1–0–0–0–0 TDs); 2014 (1–0–0–0–0 TDs)

Milestones:

NFL Debut: vs. Dal. (9/11/11); **First Start:** vs NE (11/13/11); **First Reception:** at NE (10/9/11 – 9–yd. TD pass from QB Mark Sanchez); **First TD Reception:** at NE (10/9/11 – 9–yd. TD pass from QB Mark Sanchez); **Reached 1,000 rec. yds:** vs. Arz. (12/2/12 – 19–yd. pass from QB Mark Sanchez); **Reached 2,000 rec. yds:** vs. NE (12/21/14 – 18–yd. pass from QB Geno Smith); **100–yd. Games:** 2, Last vs. Arz. (10/6/16 – 102 yds.)

KERLEY'S CAREER HIGHS

Receptions: 8 (2 times) Last vs. Arz. (10/6/16)
Receiving Yards: 120 at NE (10/21/12)
Receiving TDs: 1 (12 times) Last at Arz. (11/13/16)
Long Reception: 66 at Mia. (9/23/12)
Rushes: 2 (2 times) Last at Mia. (12/28/14)
Rushing Yards: 38 vs. Mia. (12/1/14)
Long Rush: 37 at GB (9/14/14)

Kick Returns: 1 (5 times) Last vs. Sea. (1/1/17)
Kick Return Yards: 20 at Buf. (10/16/16)
Long Kick Return: 20 at Buf. (10/16/16)
Punt Returns: 7 vs. Phi. (9/27/15)
Punt Return Yards: 96 vs. Mia. (11/29/15)
Punt Return TDs: 1 vs. Buf. (9/9/12)
Long Punt Return: 68t vs. Buf. (9/9/12)

KERLEY'S TRANSACTIONS

Originally a 5th-round (153rd overall) draft choice by NYJ in 2011...Signed a four-year deal with NYJ through 2018 on 10/21/14...Waived by NYJ on 3/9/16... Signed a one-year deal with Det. on 3/21/16...Traded to SF on 8/29/16...Signed a three-year extension with SF on 3/4/17.

2016 (SAN FRANCISCO)

- Appeared in all 16 games (13 starts) and led the 49ers with a career-high 64 receipts. for 667 yds. and 3 TDs.
- Led the team with 7 receipts. for 61 yds. in his 49ers debut vs. LAR (9/12).
- Finished with 6 receipts. for 88 yds. and 1 TD vs. Dal. (10/2), a 33-yd. TD pass from QB Blaine Gabbert. The TD marked his first as a member of the 49ers.
- Tied a career high with 8 receipts. and finished with 102 rec. yds. vs. Arz. (10/6), his second career 100-yd. receiving game. He a TD receipt. in consecutive games for the first time in his career.
- Recorded 7 receipts. for 71 yds. and 1 TD at Arz. (11/13), hauling in a 17-yd. TD pass from QB Colin Kaepernick.
- Registered a team-high 6 receipts. for 61 yds. vs. Sea. (1/1), marking the first time in his career he has recorded 5-or-more receipts. in four consecutive games [5 receipts. vs NYJ (11/27); 5 receipts. at Atl. (12/18), 5 receipts. at LAR (12/24)].

2015 (NEW YORK JETS)

- Appeared in all 16 games (1 start) for the third time in his career and registered 16 receipts. for 152 yds. and 2 TDs. Additionally, recorded 48 punt returns for a career-high 411 yds. (8.6 avg.).
- In his lone start of the season, registered 6 receipts. for 33 yds. and 1 TD vs. Phi. (9/27), a 7-yd. TD receipt. from QB Ryan Fitzpatrick.

2014 (NEW YORK JETS)

- Appeared in all 16 games (7 starts) and recorded 38 receipts. for 409 yds. and 1 TD along with 25 punt returns for 199 yds. on special teams.
- Notched a season-high 7 receipts. for 81 yds. and 1 TD vs. Chi. (9/22), a 19-yd. TD receipt. from QB Geno Smith.

2013 (NEW YORK JETS)

- Saw action in 12 games (8 starts) and led the team in receipts. (43) and rec. yds. (523) while registering a career-high 3 TDs.

2012 (NEW YORK JETS)

- Appeared in all 16 games (7 starts) for this first time in his career and notched 56 receipts. for a career-high 827 yds. and 2 TDs. Additionally, registered 19 punt returns for 208 yds. (10.9 avg.) and 1 TD.
- Earned AFC Special Teams Player of the Week honors after becoming the only player in New York Jets history with a punt return touchdown and a touchdown reception in the same game vs. Buf. (9/9), when he registered a 12-yd. TD receipt. and a 68-yd. punt return TD.
- Registered a career-long 66-yd. receipt. and added his second TD receipt. of the season at Mia. (9/23).
- Recorded a career-high 120 yds. on 7 receipts. at NE (10/21).

2011 (NEW YORK JETS)

- Appeared in 14 games (1 start) during his rookie season and recorded 29 receipts. for 314 yds. and 1 TD. Additionally, registered 29 punt returns for 317 yds. (10.9 avg.).
- Recorded 3 receipts. for 35 yds. and the first TD of his NFL career at NE (10/9), a 9-yd. TD receipt. from QB Mark Sanchez.

COLLEGE

Appeared in 50 games (21 starts) during his four-year career at Texas Christian University (2011-14). Recorded 120 receipts. for 1,299 yds. and 12 TDs and added 63 rushing atts. for 306 yds. with eight TDs on the ground. Additionally, registered 94 punt returns for 1,299 yds. (13.8 avg.) with two TDs and 37 kickoff returns for 1,006 yds. (27.2 avg.). As a senior, registered 56 receipts. for 575 yds. and 10 TDs and earned Mountain West Conference Special Teams Player of the Year as one of just two players in the nation to rank in the top 20 in punt returns and kickoff returns. In 2009, notched 44 receipts. for 532 yds. and 2 TDs and was named Mountain West Conference Special Teams Player of the Year with 60 punt returns for 563 yds. and 2 TDs. As a sophomore, recorded 11 receipts. for 95 yds. and 43 punt returns for 348 yds. to earn First-Team All-Mountain West Conference honors as a return specialist. As the only true freshman to see action on offense in 2007, registered 9 receipts. for 97 yds.

PERSONAL

- Majored in criminal justice at TCU.
- Attended Hutto (TX) HS, where he played QB as a senior and earned his District's Most Valuable Player honor for the second consecutive year.
- Married to Kristal Juarez, who was an All-American sprinter on TCU's track and field team in 2010.
- Born Jeremy Kerley (11/8/88) in Hutto, TX.

INJURY REPORT

- 2011:** Inactive two games [at Den. (11/17) and vs. Buf.(11/27)] with a knee injury.
- 2013:** Inactive at NE (9/12) with a concussion; Inactive three games [at Buf. (11/17), at Bal. (11/24) and vs. Mia. (12/1)] with an elbow injury.

KERLEY'S GAME-BY-GAME

2014 Receiving (New York Jets)

Date	Opp	W/L	P/S	Rec	Yds	Avg	Lg	TD
Sep 7	Oak	W	1/0	5	38	7.6	19	0
Sep 14	at GB	L	1/1	3	22	7.3	13	0
Sep 22	Chi	L	1/1	7	81	11.6	19t	1
Sep 28	Det	L	1/0	1	3	3.0	3	0
Oct 5	at SD	L	1/0	3	24	8.0	11	0
Oct 12	Den	L	1/1	1	4	4.0	4	0
Oct 16	at NE	L	1/1	2	29	14.5	16	0
Oct 26	Buf	L	1/0	2	25	12.5	16	0
Nov 2	at KC	L	1/0	2	11	5.5	7	0
Nov 9	Pit	W	1/1	0	0	-	-	0
Nov 24	at Buf	L	1/0	5	66	13.2	28	0
Dec 1	Mia	L	1/0	1	2	2.0	2	0
Dec 7	at Min	L	1/0	2	17	8.5	17	0
Dec 14	at Ten	W	1/0	0	0	-	-	0
Dec 21	NE	L	1/1	3	54	18.0	25	0
Dec 28	at Mia	W	1/1	1	33	33.0	33	0
TOTALS			16/7	38	409	10.8	33	1

2014 Returns (New York Jets)

Date	Opp	KR	Yds	Avg	Lg	TD	PR	FC	Yds	Avg	Lg	TD
Sep 7	Oak	0	0	-	-	0	0	0	0	-	-	0
Sep 14	@GB	0	0	-	-	0	0	0	0	-	-	0
Sep 22	Chi	0	0	-	-	0	2	2	10	5.0	10	0
Sep 28	Det	0	0	-	-	0	0	0	0	-	-	0
Oct 5	@SD	0	0	-	-	0	0	0	0	-	-	0
Oct 12	Den	0	0	-	-	0	0	0	0	-	-	0
Oct 16	@NE	0	0	-	-	0	0	0	0	-	-	0
Oct 26	Buf	0	0	-	-	0	2	2	2	1.0	2	0
Nov 2	@KC	0	0	-	-	0	1	2	3	3.0	3	0
Nov 9	Pit	1	12	12.0	12	0	2	0	16	8.0	13	0
Nov 24	@Buf	0	0	-	-	0	3	1	42	14.0	41	0
Dec 1	Mia	0	0	-	-	0	3	1	14	4.7	9	0
Dec 7	@Min	0	0	-	-	0	2	0	13	6.5	13	0
Dec 14	@Ten	0	0	-	-	0	3	3	23	7.7	20	0
Dec 21	NE	0	0	-	-	0	3	1	35	11.7	14	0
Dec 28	@Mia	0	0	-	-	0	4	1	41	10.3	12	0
TOTALS		1	12	12.0	12	0	25	13	199	8.0	41	0

2015 Receiving (New York Jets)

Date	Opp	W/L	P/S	Rec	Yds	Avg	Lg	TD
Sep 13	Cle	W	1/0	0	0	-	-	0
Sep 21	at Ind	W	1/0	0	0	-	-	0
Sep 27	Phi	L	1/1	6	33	5.5	9	1
Oct 4	at Mia	W	1/0	0	0	-	-	0
Oct 18	Was	W	1/0	0	0	-	-	0
Oct 25	at NE	L	1/0	3	27	9.0	12	1
Nov 1	at Oak	L	1/0	4	63	15.8	25	0
Nov 8	Jax	W	1/0	2	22	11.0	11	0
Nov 12	Buf	L	1/0	1	7	7.0	7	0
Nov 22	at Hou	L	1/0	0	0	-	-	0
Nov 29	Mia	W	1/0	0	0	-	-	0
Dec 6	at NYG	W	1/0	0	0	-	-	0
Dec 13	Ten	W	1/0	0	0	-	-	0
Dec 19	at Dal	W	1/0	0	0	-	-	0
Dec 27	NE	W	1/0	0	0	-	-	0
Jan 3	at Buf	L	1/0	0	0	-	-	0
TOTALS			16/1	16	152	9.5	25	2

2015 Returns (New York Jets)

Date	Opp	KR	Yds	Avg	Lg	TD	PR	FC	Yds	Avg	Lg	TD
Sep 13	Cle	0	0	-	-	0	2	0	13	6.5	12	0
Sep 21	@Ind	0	0	-	-	0	0	2	0	-	-	0
Sep 27	Phi	0	0	-	-	0	7	2	69	9.9	19	0
Oct 4	@Mia	0	0	-	-	0	4	2	32	8.0	15	0
Oct 18	Was	0	0	-	-	0	3	2	34	11.3	22	0
Oct 25	@NE	0	0	-	-	0	1	2	6	6.0	6	0
Nov 1	@Oak	0	0	-	-	0	2	0	10	5.0	6	0
Nov 8	Jax	0	0	-	-	0	4	1	42	10.5	16	0
Nov 12	Buf	0	0	-	-	0	4	1	14	3.5	6	0
Nov 22	@Hou	0	0	-	-	0	5	1	39	7.8	13	0
Nov 29	Mia	0	0	-	-	0	6	1	96	16.0	58	0
Dec 6	@NYG	0	0	-	-	0	1	1	-1	-1.0	-1	0
Dec 13	Ten	0	0	-	-	0	3	1	21	7.0	12	0
Dec 19	@Dal	0	0	-	-	0	1	1	7	7.0	7	0
Dec 27	NE	0	0	-	-	0	1	1	8	8.0	8	0
Jan 3	@Buf	0	0	-	-	0	4	1	21	5.3	6	0
TOTALS		0	0	-	-	0	48	19	411	8.6	58	0

2016 (San Francisco)

Date	Opp	W/L	P/S	Rec	Yds	Avg	Lg	TD
Sep 12	LAR	W	1/1	7	61	8.7	18	0
Sep 18	at Car	L	1/1	3	29	9.7	13	0
Sep 25	at Sea	L	1/1	2	24	12.0	20	0
Oct 2	Dal	L	1/1	6	88	14.7	33t	1
Oct 6	Arz	L	1/1	8	102	12.8	24	1
Oct 16	at Buf	L	1/1	2	12	6.0	7	0
Oct 23	TB	L	1/0	2	15	7.5	8	0
Nov 6	NO	L	1/1	3	22	7.3	17	0
Nov 13	at Arz	L	1/1	7	71	10.1	24	1
Nov 20	NE	L	1/1	0	0	-	-	0
Nov 27	at Mia	L	1/1	2	24	12.0	18	0
Dec 4	at Chi	L	1/1	1	18	18.0	18	0
Dec 11	NYJ	L	1/0	5	50	10.0	27	0
Dec 18	at Atl	L	1/1	5	28	5.6	8	0
Dec 24	at LAR	W	1/1	5	62	12.4	21	0
Jan 1	Sea	L	1/0	6	61	10.2	27	0
TOTALS			16/13	64	667	10.4	33t	3

2016 Returns (San Francisco)

Date	Opp	KR	Yds	Avg	Lg	TD	PR	FC	Yds	Avg	Lg	TD
Sep 12	LAR	0	0	-	-	0	2	7	11	5.5	70	0
Sep 18	at Car	0	0	-	-	0	0	2	0	-	-	0
Sep 25	at Sea	0	0	-	-	0	1	0	20	20.0	20	0
Oct 2	Dal	0	0	-	-	0	1	0	26	26.0	26	0
Oct 6	Arz	0	0	-	-	0	3	5	0	0.0	3	0
Oct 16	at Buf	1	20	20.0	20	0	1	0	12	12.0	12	0
Oct 23	TB	0	0	-	-	0	0	2	0	-	-	0
Nov 6	NO	0	0	-	-	0	3	1	23	7.7	11	0
Nov 13	at Arz	0	0	-	-	0	2	2	28	14.0	25	0
Nov 20	NE	0	0	-	-	0	2	0	9	4.5	9	0
Nov 27	at Mia	0	0	-	-	0	1	3	2	2.0	2	0
Dec 4	at Chi	0	0	-	-	0	0	2	0	-	-	0
Dec 11	NYJ	0	0	-	-	0	1	5	10	10.0	10	0
Dec 18	at Atl	0	0	-	-	0	0	2	0	-	-	0
Dec 24	at LAR	0	0	-	-	0	2	4	9	4.5	9	0
Jan 1	Sea	1	12	12.0	12	0	2	1	8	4.0	12	0
TOTALS		2	32	16.0	20	0	21	36	158	7.5	26	0



DANIEL KILGORE

67

C » 6-3 » 308 » APPALACHIAN STATE

12.18.87 » KINGSFORT, TN » DOBYNS-BENNETT HS, KINGSFORT, TN » 7TH YEAR » ACQUIRED D-5 IN '11

AWARDS & HONORS

2012: 2012 Madden Most Valuable Protectors Award, Madden Most Valuable Protectors Award (Week 5), Madden Most Valuable Protectors Award (Week 7), Madden Most Valuable Protectors Award (Week 12)

GOLDMINE

- While Kilgore was preparing for the NFL Draft in 2011, he was also serving as a student-teacher at Hardin Park Elementary School working with special-education students in adaptive physical education classes. The day following his graduation from Appalachian State, Kilgore hosted a field trip for his special-education students at ASU. The field trip included a tour of the school's athletic facilities, activities in the Sofield Family Indoor Practice Facility, lunch on the club level of the Appalachian Athletics Center and taking in a few innings of the Appalachian State-Western Carolina baseball game. While football is Kilgore's next chapter in life, he aspires to be a coach and special-education teacher following his NFL career. "I'm very happy that I was drafted, but I absolutely love working with these kids," said Kilgore. "I have had a great student-teaching experience and I know when my NFL career is over, I will get to work in another field that I love and that is working with special-education students and coaching."
- A multi-sport athlete growing up, in addition to football Kilgore played travel baseball, basketball, wrestling and threw shot put on the track and field team.
- Kilgore's hero growing up and to this day is his father, David. David works at a paper mill in Kingsport, TN, a job he's held for more than 29 years. Said Kilgore, "He just taught me a lot of hard work and how it is to be a father and be a man."

KILGORE'S GOLDEN NUGGETS

- His last name is pronounced KILL-gore.
- After snapping a football for the first time in high school, Kilgore would go on to play center for three years on varsity. Playing mainly guard and tackle at Appalachian State, it wasn't until 2014 with the 49ers that he would make his next career start at center. He has made 23 career starts at the position in six seasons (2011-16) with the team.
- Following his senior football season at Appalachian State, he stayed in the area to serve as a student-teacher at Hardin Park Elementary School (Boone, NC), working with special-education students in adaptive physical education classes.
- During his time at Appalachian State and with the 49ers, Kilgore spends his off days volunteering his time working with special-education students.

GOLDMINE (CONTINUED)

- Kilgore returned to his hometown of Kingsport, TN to support the 2015 Tribe Games, a series of athletic competitions for special needs kids from bowling to swimming to track and field. Kilgore's heart for special needs kids grew from volunteering in adapted physical education classes in the Watauga County (NC) School System while playing at Appalachian State. Kilgore wasn't just a casual observer at the games either, as he was a coach, motivator, fan and cheerleader for all 85 participating kids.



KILGORE'S CAREER STATISTICS

GAMES/STARTS – 58/23; 2011 (1/0); 2012 (16/0); 2013 (16/0); 2014 (7/7); 2015 (5/3); 2016 (13/13)

POSTSEASON GAMES/STARTS – 6/0; 2011 (0/0); 2012 (3/0); 2013 (3/0)

Additional Statistics:

Fumble—Lost – 1—0: 1—0 in 2016

Milestones:

NFL Debut: vs. Pit. (12/19/11); **First Start:** at Dal. (9/7/14)

KILGORE'S TRANSACTIONS

Originally a 5th-round (163rd overall) draft choice by SF in 2011...Re-signed with SF through 2017 on 2/27/14...Placed on the Injured Reserve List on 10/25/14...Placed on the Reserve/Physically Unable to Perform List on 8/31/15...Activated from the Reserve/Physically Unable to Perform List on 12/5/15...Placed on the Injured Reserve List on 12/13/16.

2016

- Started the first 13 games of the season at C before being placed on the Injured Reserve List on 12/13.
- Part of an offensive line group that helped the 49ers offense rush for 150 yds. and 3 TDs on 42 carries and did not allow a sack on 35 atts. by QB Blaine Gabbert vs. LAR (9/12).
- Helped the 49ers offense rush for a season-high 193 yds. on 25 atts. (7.7 avg.) at Mia. (11/27). The team's 7.7 avg. yds. per carry was the highest by the 49ers offense since 12/20/14 vs. SD [355 yds. on 40 atts. (8.9 avg.)]. Additionally, the team's 193 yds. on the ground were the most since 9/14/15 vs. Min. (230 yds.).
- Part of an offensive line group that helped the 49ers offense rush for a season-high 248 yds. on 27 atts. (9.2 avg.) vs. NYJ (12/11). The 248 rushing yds. are most in a game by San Francisco since 12/20/14 (355 rushing yds. vs. SD). The 9.2 yds./carry avg. by the 49ers offense is the 2nd-highest single-game avg. by the team in franchise history [24 atts. for 263 yds. (11.0 avg.) vs. Dallas Texans (10/26/52)]. Behind the 49ers offensive line, RB Carlos Hyde registered a career-high 193 yds. on 17 atts. (11.4 avg.).

2015

- Played in 5 games (3 starts) after being activated from the Reserve/Physically Unable to Perform List on 12/5.

2014

- Made his first career start at Dal. (9/7).
- Helped pave the way for the 49ers offense to rush for a season-high 218 yds. on 42 atts. (5.2 avg.) vs. Phi. (9/28). Also helped the 49ers offense hold the ball for 42:17, which was the highest time of possession for the team since 11/20/11 vs. Arz. (44:16).
- Part of an offensive line that held the Rams pass rush without a sack at StL (10/13), leading to QB Colin Kaepernick passing for a season-high 343 yds.

2013

- Was part of an offensive line that helped amass the 2nd most total net yds. on opening day in 49ers franchise history with 494 yds. (404 passing yds. and 90 rushing yds.) vs. GB (9/8).
- Helped pave the way for 219 net yds. rushing at StL (9/26). It marked the first time the 49ers had three different RBs score a rushing TD in the same game since 12/2/01 vs. Buf. (Garrison Hearst, Fred Beasley and Paul Smith).
- The offensive line did not allow a sack at Jax. (10/27), marking the first time since 11/25/12 at NO. The 49ers also rushed for 221 yds. and 4 TDs on 38 carries at Jax, the most rushing yds. in a game by the team during the 2013 season. The 4 rushing TDs tied for the most by any team in a game in the NFL in 2013.
- Provided great running lanes for the offense to gain 199 rushing yds. on 30 atts. vs. Atl. (12/23). The 6.6 yds. per carry avg. was team's highest in any game during the 2013 season. It also marked just the second time in the season that the team had three players rush for over 50 yds. (Gore - 97; Kaepernick - 51; Hunter - 51).

2012

- Played in all 16 regular season and 3 postseason games, seeing action as a reserve offensive lineman on goal line and short-yardage packages and on special teams.
- Kilgore and the 49ers O-Line won the 2012 Madden Most Valuable Protectors Award, recognizing the best O-Line in the NFL.

2011

- Made his NFL debut vs. Pit. (12/19).

COLLEGE


Played in 48 games (29 starts) for the Mountaineers, starting 16 games at RG and 13 games at LT. In 2010, was an All-Southern Conference and an All-America honoree. Started all 13 games at LT and anchored an offensive front that only allowed 8 sacks and helped lead Appalachian State to top-10 national ranking in scoring (7th - 34.3 pts./gm.), rushing (8th - 217.4 yds./gm.) and total offense (10th - 430.9 yds./gm.). In 2009, saw reserve action in 12 games after suffering an ankle injury prior to the season opener. As a sophomore, started all 14 games at RG and was part of an offensive line that was the first at ASU since 1989 to feature the same starting offensive line for every game. In 2007, appeared in 9 games (2 starts) and saw extensive action at tight end during Appalachian State's playoff run. Scored a TD in the national championship game vs. Delaware when he recovered a fumble in the end zone. Redshirted in 2006.

PERSONAL

- Attended Dobyns-Bennett (Kingsport, TN) HS and was a three-year starter at center, earning first-team 6A all-state honors as a senior.
- Excelled in the classroom as a member of Appalachian State's academic honor roll.
- Born Daniel Ray Kilgore (12/18/87) in Kingsport, TN.
- Majored in physical education and adaptive physical education.

INJURY REPORT

- 2014:** Placed on the Injured Reserve List on 10/25 with a leg injury.
- 2015:** Placed on the Reserve/Physically Unable to Perform List on 8/31.
- 2016:** Placed on the Injured Reserve List on 12/13 with a knee injury.



AARON LYNCH


59

LB » 6-6 » 270 » SOUTH FLORIDA

2.8.93 » CAPE CORAL, FL » ISLAND COAST HS, CAPE CORAL, FL » 4TH YEAR » ACQUIRED D-5A IN '14

GOLDMINE

- Lynch draws his passion for the game from his mother, who had a much more difficult task than competing in football. "She was a single mom for 20 years. I learned a lot of morals and values from my mother." As the oldest of three children, Lynch was forced to grow up quickly.
- During the 2013 offseason, Lynch volunteered at a local PetSmart in an effort to promote pet adoption. While working, Lynch was assigned a pit bull-bulldog mix as his first dog to assist with adoption. He created such a bond with the puppy, that Lynch himself decided to bring "King" home with him.



LYNCH'S GOLDEN NUGGETS

- If Lynch could go back in time, he would travel to 2006, prior to the passing of his grandfather, Rocky Lynch. Lynch notes his grandfather's passing as the reason he strives to be the best football player he can be. "It made me want to work harder, push myself harder," said Lynch. He wants to carry himself in a manner that his grandfather would be proud of.
- Off the field, when Lynch isn't spending time with his family, he enjoys watching the show *Shark Tank*. On the show, entrepreneurs get the opportunity to bring their dreams to fruition as they present their ideas to five high-level entrepreneurs of their respective industries who made their own dreams a reality and turned their ideas into lucrative empires. Said Lynch, "I'm just fascinated at what people are capable of and their thought process when coming up with their ideas."

LYNCH'S CAREER STATISTICS

YEAR	TEAM	GP	GS	TACKLES					YDS	INTERCEPTIONS				FUMBLES		
				TOT	SOL	AST	SACKS	INT		YDS	LG	TD	PD	FF	FR	YDS
2014	SF	16	3	23	18	5	6.0	39.0	0	0	-	0	4	0	0	0
2015	SF	14	13	46	37	9	6.5	50.5	0	0	-	0	3	0	0	0
2016	SF	7	5	12	10	2	1.5	6.5	0	0	-	0	0	0	0	0
TOTALS		37	19	81	65	16	14.0	96.0	0	0	-	0	7	0	0	0

Additional Statistics:

Blocked Punt – 1: 2014 (1)

Milestones:

NFL Debut: at Dal. (9/7/14); First Start: at NO (11/9/14); First Sack: at Den. (10/19/14 – QB Peyton Manning); Multi-Sack Games: 2, Last vs. Sea. (10/22/15 – 2.0; QB Russell Wilson)

LYNCH'S CAREER HIGHS

Total Tackles: 6 vs. Sea. (10/22/15)

Solo: 5 at Arz. (9/27/15)

Assists: 3 vs. Sea. (10/22/15)

Passes Defensed: 1 (7 times) Last vs. Arz. (11/29/15)

Sacks: 2.0 (2 times) Last vs. Sea. (10/22/15)

LYNCH'S TRANSACTIONS

Originally the first of two 5th-round (150th overall) draft choices by SF in 2014...Placed on the Reserve/Suspended List on 9/3/16...Placed on the Exempt List on 10/3/16...Activated from the Exempt List on 10/6/16.

2016

- Appeared in 7 games (3 starts) and recorded 12 tackles and 1.5 sacks.
- Took down Buccaneers QB Jameis Winston for a 4-yd. loss vs. TB (10/23), marking his first sack of the season.
- Combined with DL Ronald Blair to sack QB Bryce Petty vs. NYJ (12/11).
- Part of a 49ers defense that allowed 177 net yds. (99 rush, 78 pass) at LAR (12/24), the fewest given up by the 49ers defense in a single game since 11/19/12 vs. Chi. (143; 85 rush, 58 pass).

2015

- Played in 14 games (13 starts) and set career-highs with 46 tackles and 6.5 sacks.
- Registered a sack of Vikings QB Teddy Bridgewater, the seventh of his career, on fourth down late in the 4th qtr. to seal the victory vs. Min. (9/14).
- Recorded the first multi-sack game of his career vs. GB (10/4/15), taking down Packers QB Aaron Rodgers twice for a total of 15-yds.

2014

- Played in 16 games (3 starts) and registered 23 tackles, 6.0 sacks and 4 PDs. His 6.0 sacks on the season ranked 3rd in the NFL among rookies [StL DT Aaron Donald - 8.0; Ind. LB Jonathan Newsome - 6.5].
- On the first series of the game vs. Chi. (9/14), blocked a punt by Bears P Patrick O'Donnell, giving the 49ers the ball at the Bears 8-yd. line. The blocked punt led to a 3-yd. TD pass from QB Colin Kaepernick to WR Michael Crabtree.
- Registered his first career sack at Den. (10/19), dropping Broncos QB Peyton Manning for a 7-yd. loss.

COLLEGE

Played in 24 games (16 starts) and totaled 63 tackles, 11.5 sacks, 1 FF, 1 FR, 19.5 TFLs and 3 PDs during his collegiate career. In 2013 at the University of South Florida, earned First-Team All-AAC honors after playing in 12 games (10 starts), and recording 30 tackles, a team-leading 6.0 sacks and 12.5 TFLs, 1 FR and 1 PD. In 2012, red-shirted after transferring from Notre Dame. As a true freshman for the Irish, earned Freshman First-Team All-America honors by the Football Writers Association of America. Played in 12 games (6 starts), and totaled 33 tackles, 5.5 sacks, 1 FF, 7 TFLs and 2 PDs.

PERSONAL

- Attended Island Coast (Cape Coral, FL) HS where he was selected to first-team all-state, *Florida Times-Union* Super 75 squad, Florida Athletic Coaches Association Division 16 team and *Fort Myers News-Press* All-Area.
- Ranked as the 3rd best DE and 15th best prospect overall in the ESPN 150 rankings while at Island Coast HS.
- Majored in interdisciplinary social science.
- Married to Gabriela Lynch. The two have one son, Messiah Nathaniel Lynch, and are expecting a boy, Samson John Lynch.
- Born Aaron N. Lynch (2/8/93) in Cape Coral, FL.


INJURY REPORT

- 2015:** Inactive at Cle. (12/13) and vs. Cin. (12/20) with a concussion.
- 2016:** Inactive 5 games [vs. NO (11/6), at Arz. (11/13), vs. NE (11/20), at Mia. (11/27) and at Chi. (12/4)] with an ankle injury.

LYNCH'S GAME-BY-GAME

2014													2016																					
Date	Opp	W/L	P/S	Tot	Sol	Ast	Sk	Yds	Int	Yds	PD	FF	FR	Yds	Date	Opp	W/L	P/S	Tot	Sol	Ast	Sk	Yds	Int	Yds	PD	FF	FR	Yds					
Sep 7	at Dal	W	1/0	1	0	1	0.0	0.0	0	0	1	0	0	0	Sep 12	LAR	W	-	-	RESERVE/SUSPENDED							-	-	-	-	-	-	-	-
Sep 14	Chi	L	1/0	0	0	0	0.0	0.0	0	0	0	0	0	0	Sep 18	at Car	L	-	-	RESERVE/SUSPENDED							-	-	-	-	-	-	-	-
Sep 21	at Arz	L	1/0	0	0	0	0.0	0.0	0	0	0	0	0	0	Sep 25	at Sea	L	-	-	RESERVE/SUSPENDED							-	-	-	-	-	-	-	-
Sep 28	Phi	W	1/0	1	1	0	0.0	0.0	0	0	0	0	0	0	Oct 2	Dal	L	-	-	RESERVE/SUSPENDED							-	-	-	-	-	-	-	-
Oct 5	KC	W	1/0	0	0	0	0.0	0.0	0	0	1	0	0	0	Oct 6	Arz	L	1/1	2	2	0	0.0	0.0	0	0	0	0	0	0	0				
Oct 13	at StL	W	1/0	1	1	0	0.0	0.0	0	0	0	0	0	0	Oct 16	at Buf	L	1/1	0	0	0	0.0	0.0	0	0	0	0	0	0	0				
Oct 19	at Den	L	1/0	1	1	0	1.0	7.0	0	0	0	0	0	0	Oct 23	TB	L	1/1	3	2	1	1.0	4.0	0	0	0	0	0	0	0				
Nov 2	StL	L	1/0	1	1	0	1.0	3.0	0	0	1	0	0	0	Nov 6	NO	L	-	-	INACTIVE (Ankle)							-	-	-	-	-	-	-	-
Nov 9	at NO	W	1/1	5	4	1	0.0	0.0	0	0	1	0	0	0	Nov 13	at Arz	L	-	-	INACTIVE (Ankle)							-	-	-	-	-	-	-	-
Nov 16	at NYG	W	1/1	3	2	1	1.0	9.0	0	0	0	0	0	0	Nov 20	NE	L	-	-	INACTIVE (Ankle)							-	-	-	-	-	-	-	-
Nov 23	Was	W	1/0	3	2	1	1.0	3.0	0	0	0	0	0	0	Nov 27	at Mia	L	-	-	INACTIVE (Ankle)							-	-	-	-	-	-	-	-
Nov 27	Sea	L	1/0	4	4	0	1.0	8.0	0	0	0	0	0	0	Dec 4	at Chi	L	-	-	INACTIVE (Ankle)							-	-	-	-	-	-	-	-
Dec 7	at Oak	L	1/0	0	0	0	0.0	0.0	0	0	0	0	0	0	Dec 11	NYJ	L	1/0	1	1	0	0.5	2.5	0	0	0	0	0	0	0				
Dec 14	at Sea	L	1/0	1	0	1	0.0	0.0	0	0	0	0	0	0	Dec 18	at Atl	L	1/0	3	3	0	0.0	0.0	0	0	0	0	0	0	0				
Dec 20	SD	L	1/1	0	0	0	0.0	0.0	0	0	0	0	0	0	Dec 24	at LAR	W	1/0	0	0	0	0.0	0.0	0	0	0	0	0	0	0				
Dec 28	Arz	W	1/0	2	2	0	1.0	9.0	0	0	0	0	0	0	Jan 1	Sea	L	1/0	3	2	1	0.0	0.0	0	0	0	0	0	0	0				
TOTALS			16/3	23	18	5	6.0	39.0	0	0	4	0	0	0	TOTALS			7/3	12	10	2	1.5	6.5	0	0	0	0	0	0					

2015															
Date	Opp	W/L	P/S	Tot	Sol	Ast	Sk	Yds	Int	Yds	PD	FF	FR	Yds	
Sep 14	Min	W	1/0	5	4	1	1.0	14.0	0	0	1	0	0	0	
Sep 20	at Pit	L	1/1	1	1	0	0.0	0.0	0	0	0	0	0	0	
Sep 27	at Arz	L	1/1	5	5	0	0.0	0.0	0	0	0	0	0	0	
Oct 4	GB	L	1/1	4	4	0	2.0	15.0	0	0	0	0	0	0	
Oct 11	at NYG	L	1/1	3	1	2	0.0	0.0	0	0	0	0	0	0	
Oct 18	Bal	W	1/1	5	3	2	0.0	0.0	0	0	1	0	0	0	
Oct 22	Sea	L	1/1	6	3	3	2.0	11.0	0	0	0	0	0	0	
Nov 1	at StL	L	1/1	1	1	0	0.0	0.0	0	0	0	0	0	0	
Nov 8	Atl	W	1/1	3	3	0	1.0	9.0	0	0	0	0	0	0	
Nov 22	at Sea	L	1/1	4	4	0	0.5	1.5	0	0	0	0	0	0	
Nov 29	Arz	L	1/1	3	3	0	0.0	0.0	0	0	1	0	0	0	
Dec 6	at Chi	W	1/1	3	3	0	0.0	0.0	0	0	0	0	0	0	
Dec 13	at Cle	L	-	-	INACTIVE (Concussion)							-	-	-	-
Dec 20	Cin	L	-	-	INACTIVE (Concussion)							-	-	-	-
Dec 27	at Det	L	1/1	1	1	0	0.0	0.0	0	0	0	0	0	0	
Jan 3	StL	W	1/1	2	1	1	0.0	0.0	0	0	0	0	0	0	
TOTALS			14/13	46	37	9	6.5	50.5	0	0	3	0	0	0	



VANCE McDONALD

89

TE » 6-4 » 267 » RICE

6.13.90 » WINNIE, TX » EAST CHAMBERS HS, WINNIE, TX » 5TH YEAR » ACQUIRED D-2B IN '13

AWARDS & HONORS

2015: 49ers Community Service Family Award (Co-Recipient)

2016: 49ers Community Service Family Award

GOLDMINE

- Along with fellow 49ers TE Garrett Celek and DT Tank Carradine, McDonald visited Haiti in conjunction with Convoy of Hope, working together to teach healthy eating habits and sustainable agriculture techniques to local families. The players also visited an orphanage and local schools to spend time with underprivileged youth. "What I've seen here is just the impact everyone can have. We truly can come together and make a difference for people. It really opened our eyes to all the amenities that we take for granted - having ice, running water, food, air conditioning and the list goes on."
 
- No more than three months after returning from his trip to Haiti, McDonald was eager to continue his giving ways. In partnership with his local church, he and his wife headed to Nicaragua to help build a church and develop a trade school for young men to learn different skills such as carpentry and welding. His visit in Haiti involved much more manual labor than his time in Haiti. "We were also installing a water system, and so we were digging up water lines for their kitchen. That took a couple days. Prior to the trip, I held an autograph session at the church to help raise money for all this. We raised a ton of money and had enough funds to redo the entire inside of the school. We got water and electricity running so the kids could study at nighttime. We basically installed an entire ceiling and panels for the walls for insulation to make it more comfortable."
 

McDONALD'S GOLDEN NUGGETS

- In 2016, became the fourth TE since the merger in 1970, and the first since 1997, to register two TD receipts. of 65 yds.-or-more in the same season.
- Named a co-recipient of the 49ers Community Service Family Award in consecutive seasons (2015-16) along with his wife, Kendi.
- Hosted a charity event in June of 2015 featuring all 49ers tight ends with proceeds going to the Nicaragua Mission Trip team.
- Spent his draft day at home in Winnie, TX, with his family and closest family friends. "It was a big thing for the small town," he said.

GOLDMINE (CONTINUED)

- Growing up, McDonald spent a lot of his time at the Drake Plantation in Winnie, a large open land full of wildlife such as ducks, geese and deer, which his uncle owned. He went fishing, caught crawfish and rode four-wheelers. "I loved just being an outdoorsman," he said. "It's a big agricultural town."
- McDonald grew up in Winnie, Texas, which was discovered to have a large oil field and currently has about 3,500 residents. "We have three stop lights and any fast food restaurant you can possibly imagine and a bunch of hotels," McDonald said to describe Winnie. "It's a place for truckers to stop off and get some rest and a bite to eat driving off to Louisiana. The whole town is just one highway. Everyone knows everyone's business."



MCDONALD'S CAREER STATISTICS

YEAR	TEAM	GP	GS	NO	RECEIVING				ATT	RUSHING			
					YDS	AVG	LG	TD		YDS	AVG	LG	TD
2013	SF	15	4	8	119	14.9	25	0	0	0	-	-	0
2014	SF	8	4	2	30	15.0	21	0	0	0	-	-	0
2015	SF	14	11	30	326	10.9	36	3	0	0	-	-	0
2016	SF	11	11	24	391	16.3	75t	4	0	0	-	-	0
TOTALS		48	30	64	866	13.5	75t	7	0	0	-	-	0

PLAYOFFS

YEAR	TEAM	GP	GS	NO	RECEIVING				ATT	RUSHING			
					YDS	AVG	LG	TD		YDS	AVG	LG	TD
2013	SF	3	1	1	13	13.0	13	0	0	0	-	-	0
TOTALS		3	1	1	13	13.0	13	0	0	0	-	-	0

Additional Statistics:

Fumble – Lost – 1–1: 1–1 in 2014

Special Teams Tackles – 5: 2015 (4); 2016 (1)

Own Fumble Recoveries – 1: 1 in 2015

Milestones:

NFL Debut: vs. GB (9/8/13); **First Start:** vs. Ind. (9/22/13); **First Reception:** vs. GB (9/8/13 – 25–yd. pass from QB Colin Kaepernick); **First TD Reception:** at Sea. (11/22/15 – 19–yd. pass from QB Blaine Gabbert)

MCDONALD'S CAREER HIGHS

Receptions: 7 vs. Arz. (11/29/15); Postseason – 1 at Sea. (1/19/14)

Long Reception: 75t at Car. (9/18/16); Postseason – 13 at Sea. (1/19/14)

Receiving Yards: 84 vs. NO (11/6/16); Postseason – 13 at Sea. (1/19/14)

Touchdowns: 1 (7 times) Last vs. NE (11/20/16)

MCDONALD'S TRANSACTIONS

Originally the second of two 2nd–round (55th overall) draft choices by SF in 2013...Placed on the Injured Reserve List on 12/9/14...Signed a five–year extension with SF through 2021 on 12/9/16...Placed on the Injured Reserve List on 12/12/16.

2016

- Started all 11 games in which he appeared and registered 24 recpts. with career-highs in rec. yds. (391) and TDs (4).
- Hauled in an 8-yd. TD pass from QB Blaine Gabbert vs. LAR (9/12), the 4th TD recpt. of his career.
- Scored on a career-long 75-yd. TD recpt. at Car. (9/18), marking the second-longest TD recpt. by a TE in franchise history [TE Ted Kwalick - 81-yd. TD recpt. vs. NO (10/22/72)].
- Notched 3 recpts. for 84 yds. and 1 TD vs. NO (11/6), a 65-yd. TD recpt. from QB Colin Kaepernick. He is only the fourth TE since the merger in 1970, and the first since 1997, to register two TD recpts. of 65 yds.-or-more in the same season.

TIGHT ENDS WITH TWO 65 YARDS-OR-MORE TD RECPTS. IN SAME SEASON, NFL

Player	Date	Opp.	Yds.	Date	Opp.	Yds.
Vance McDonald (SF)	9/18/16	at Car.	75t	11/6/16	vs. NO	65t
Shannon Sharpe (Den.)	9/28/97	at Atl.	65t	12/21/97	vs. SD	68t
Rodney Holman (Cin.)	11/13/89	at Hou.	73t	12/25/89	at Min.	65t
Rich Caster (NYJ)	9/24/72	at Bal.	79t	9/24/72	at Bal.	80t

- With 84 rec. yds. vs. NO (11/6), combined with WR Quinton Patton (106 yds.), RB DuJuan Harris (83 yds.) and TE Garrett Celek (76 yds.) to mark the first time in franchise history that the team had four players with 75 rec. yds.-or-more in a single game.
- Recorded 3 recpts. for 46 yds. and 1 TD vs. NE (11/20), an 18-yd. TD pass from QB Colin Kaepernick to give him a new single-season career-high 4 TD recpts. on the year.

2015

- Set career highs with 30 recpts. for 326 yds. and 3 TDs on the season.
- Recorded 4 recpts. for 65 yds. and the first TD of his NFL career at Sea. (11/22), on a 19-yd. pass from QB Blaine Gabbert. He also registered a career-long 36-yd. recpt.
- Registered a career-high 6 recpts. for 71 yds. and 1 TD vs. Arz. (11/29). He registered TD recpts. in back-to-back games for the first time in his career.

2014

- Played in 8 games (4 starts) and notched 2 recpts. for 30 yds.

2013

- Appeared in 15 games (4 starts) and tallied 8 recpts. for 119 yds.

COLLEGE

Played in 42 games (28 starts) for the Owls, where he finished his career ranked 6th in school history with 119 recpts., 7th with 1,504 rec. yds. and t-5th with 15 TDs. As a senior, was a consensus First-Team All-Conference USA selection, serving as a captain. Started all 10 games he appeared in, recording 36 recpts. for 458 yds. and 2 TDs. In 2011, earned First-Team All-Conference USA honors. Played in 12 games (11 starts) and led the team with 43 recpts. for 532 yds. and 5 TDs. As a sophomore, earned the George R. Brown Award, given to the Owls top receiver. Played in 10 games (6 starts) and tallied 28 recpts. for 396 yds. and 8 TDs. Joined the Rice football team as a walk-on, in 2009, and earned Conference USA All-Freshman honors. Played in 10 games (1 start) and notched 12 recpts. for 118 yds.

PERSONAL

- Attended East Chambers (Winnie, TX) HS and earned All-District 24-2A and All-Region III honors as a senior.
- Also lettered in basketball, where he earned first-team all-district honors as a senior.
- Member of the National Honor Society, where he served as treasurer.
- Born Vance Coman McDonald (6/13/90) in Beaumont, TX.
- Majored in kinesiology.
- Married to Kendi Davis, after the two met in high school. He proposed to Kendi at sunset on May 20, 2013, on the Golden Gate Bridge. The couple welcomed their first son, Coman Kayle, in July of 2016.

INJURY REPORT

- 2013:** Inactive at TB (12/15) with an ankle injury.
- 2014:** Inactive at Arz. (9/21) and vs. Phi. (9/28) with a knee injury. Inactive vs. Was. (11/23), vs. Sea. (11/27) and at Oak. (12/7) with a back/hip injury before being placed on the Injured Reserve List on 12/9.
- 2015:** Inactive at Arz. (9/27) with a knee injury. Inactive at Cle. (12/13) with a concussion.
- 2016:** Inactive vs. Dal. (10/2) and vs. Arz. (10/6) with a hip injury. Placed on the Injured Reserve List on 12/12 with a shoulder injury.

MCDONALD'S GAME-BY-GAME

2013									
Date	Opp	W/L	P/S	Rec	Yds	Avg	Lg	TD	
Sep 8	GB	W	1/0	1	25	25.0	25	0	
Sep 15	at Sea	L	1/0	1	19	19.0	19	0	
Sep 22	Ind	L	1/1	1	6	6.0	6	0	
Sep 26	at StL	W	1/1	1	9	9.0	9	0	
Oct 6	Hou	W	1/0	0	0	—	—	0	
Oct 13	Arz	W	1/0	1	7	7.0	7	0	
Oct 20	at Ten	W	1/0	1	20	20.0	20	0	
Oct 27	at Jax	W	1/0	0	0	—	—	0	
Nov 10	Car	L	1/0	0	0	—	—	0	
Nov 17	at NO	L	1/0	1	10	10.0	10	0	
Nov 25	at Was	W	1/0	1	23	23.0	23	0	
Dec 1	StL	W	1/0	0	0	—	—	0	
Dec 8	Sea	W	1/1	0	0	—	—	0	
Dec 15	at TB	W	—	—	INACTIVE (Ankle)	—	—	—	
Dec 23	Atl	W	1/1	0	0	—	—	0	
Dec 29	at Arz	W	1/0	0	0	—	—	0	
TOTALS			15/4	8	119	14.9	25	0	

2013 Postseason									
Date	Opp	W/L	P/S	Rec	Yds	Avg	Lg	TD	
Jan 5	at GB	W	1/0	0	0	—	—	0	
Jan 12	at Car	W	1/0	0	0	—	—	0	
Jan 19	at Sea	L	1/1	1	13	13.0	13	0	
TOTALS			3/1	1	13	13.0	13	0	

2014										
Date	Opp	W/L	P/S	Rec	Yds	Avg	Lg	TD		
Sep 7	at Dal	W	1/0	0	0	—	—	0		
Sep 14	Chi	L	1/1	1	9	9.0	9	0		
Sep 21	at Arz	L	—	—	INACTIVE (Knee)	—	—	—		
Sep 28	Phi	W	—	—	INACTIVE (Knee)	—	—	—		
Oct 5	KC	W	1/1	0	0	—	—	0		
Oct 13	at StL	W	1/1	1	21	21.0	21	0		
Oct 19	at Den	L	1/0	0	0	—	—	0		
Nov 2	StL	L	1/0	0	0	—	—	0		
Nov 9	at NO	W	1/0	0	0	—	—	0		
Nov 16	at NYG	W	1/1	0	0	—	—	0		
Nov 23	Was	W	—	—	INACTIVE (Back/Hip)	—	—	—		
Nov 27	Sea	L	—	—	INACTIVE (Back/Hip)	—	—	—		
Dec 7	at Oak	L	—	—	INACTIVE (Back/Hip)	—	—	—		
			PLACED ON INJURED RESERVE (Back) ON 12/9							
TOTALS			8/4	2	30	15.0	21	0		

2015									
Date	Opp	W/L	P/S	Rec	Yds	Avg	Lg	TD	
Sep 14	Min	W	1/1	1	5	5.0	5	0	
Sep 20	at Pit	L	1/1	0	0	—	—	0	
Sep 27	at Arz	L	—	—	INACTIVE (Knee)	—	—	—	
Oct 4	GB	L	1/0	1	7	7.0	7	0	
Oct 11	at NYG	L	1/1	2	9	4.5	6	0	
Oct 18	Bal	W	1/0	1	10	10.0	10	0	
Oct 22	Sea	L	1/0	1	1	1.0	1	0	
Nov 1	at StL	L	1/1	1	13	13.0	13	0	
Nov 8	Atl	W	1/1	2	19	9.5	13	0	
Nov 22	at Sea	L	1/1	4	65	16.3	36	1	
Nov 29	Arz	L	1/1	6	71	11.8	20	1	
Dec 6	at Chi	W	1/1	2	18	9.0	12	0	
Dec 13	at Cle	L	—	—	INACTIVE (Concussion)	—	—	—	
Dec 20	Cin	L	1/1	1	10	10.0	10	0	
Dec 27	at Det	L	1/1	5	61	12.2	26	1	
Jan 3	StL	W	1/1	3	37	12.3	24	0	
TOTALS			14/11	30	326	10.9	36	3	

2016										
Date	Opp	W/L	P/S	Rec	Yds	Avg	Lg	TD		
Sep 12	LAR	W	1/1	2	14	7.0	8t	1		
Sep 18	at Car	L	1/1	1	75	75.0	75t	1		
Sep 25	at Sea	L	1/1	2	4	2.0	2	0		
Oct 2	Dal	L	—	—	INACTIVE (Hip)	—	—	—		
Oct 6	Arz	L	—	—	INACTIVE (Hip)	—	—	—		
Oct 16	at Buf	L	1/1	2	25	12.5	19	0		
Oct 23	TB	L	1/1	1	24	24.0	24	0		
Nov 6	NO	L	1/1	3	84	28.0	65t	1		
Nov 13	at Arz	L	1/1	4	50	12.5	32	0		
Nov 20	NE	L	1/1	3	46	15.3	24	1		
Nov 27	at Mia	L	1/1	4	60	15.0	35	0		
Dec 4	at Chi	L	1/1	2	9	4.5	5	0		
Dec 11	NYJ	L	1/1	0	0	—	—	0		
			PLACED ON INJURED RESERVE (Shoulder) ON 12/12							
TOTALS			11/11	24	391	16.3	75t	4		



EARL MITCHELL

90

NT » 6-3 » 310 » ARIZONA

9.25.87 » GALENA PARK, TX » NORTH SHORE HS, GALENA PARK, TX » 8TH YEAR » ACQUIRED FA IN '17

GOLDMINE

- In 2013, Mitchell added CrossFit to his workout repertoire three times a week to help with his endurance. "It's just something I picked up during the offseason," Mitchell said in 2013. "I was kind of just looking at different ways to work out and that was right up my alley and what would translate best for me in terms of how I feel during practice and during games. It takes a lot of heart to do CrossFit so that's really why I did it."
- While playing at the University of Arizona, Mitchell transitioned from TE/H-Back to a DL for his final two seasons (2008-09). "I was able to pick up what the other team's offense was doing, and that helped make the transition easier," said Mitchell.

MITCHELL'S GOLDEN NUGGETS

- Worked with current 49ers defensive line coach, Jeff Zgonina, who was the assistant defensive line coach with the Houston Texans in 2013. Current 49ers offensive line coach, John Benton, spent the 2010-13 seasons with the Texans, as well as the 2014-15 seasons with the Miami Dolphins, going against Mitchell. He also played with current 49ers defensive quality control coach, DeMeco Ryans, for two seasons (2010-11).
- An avid WWE and professional wrestling fan, Mitchell attended WrestleMania 32 in Dallas, TX, in 2016.

MITCHELL'S CAREER STATISTICS

YEAR	TEAM	GP	GS	TACKLES				YDS	INT	INTERCEPTIONS				FUMBLES		
				TOT	SOL	AST	SACKS			YDS	LG	TD	PD	FF	FR	YDS
2010	HOU	15	0	26	18	8	1.0	8.0	0	-	-	0	0	0	0	0
2011	HOU	16	0	27	14	13	1.0	0.0	0	-	-	0	1	0	0	0
2012	HOU	16	3	51	23	28	0.0	0.0	0	-	-	0	3	1	0	0
2013	HOU	16	14	87	33	54	1.5	6.5	0	-	-	0	0	0	0	0
2014	MIA	16	4	33	21	12	2.0	12.0	0	-	-	0	1	0	0	0
2015	MIA	12	12	22	14	8	0.0	0.0	0	-	-	0	0	0	0	0
2016	MIA	9	5	17	11	6	0.0	0.0	0	-	-	0	0	0	0	0
TOTALS		100	38	263	134	129	5.5	26.5	0	-	-	0	5	1	0	0

PLAYOFFS

YEAR	TEAM	GP	GS	TACKLES				YDS	INT	INTERCEPTIONS				FUMBLES		
				TOT	SOL	AST	SACKS			YDS	LG	TD	PD	FF	FR	YDS
2011	HOU	2	0	5	3	2	1.0	9.0	0	-	-	0	1	0	0	0
2012	HOU	2	0	5	2	3	0.0	0.0	0	-	-	0	0	0	0	0
2016	MIA	1	0	3	3	0	0.0	0.0	0	-	-	0	0	0	0	0
TOTALS		5	0	13	8	5	1.0	9.0	0	-	-	0	1	0	0	0

Additional Statistics:

Special Teams Fumble Recoveries – 2: 2011 (2)

Blocked Field Goal – 1: 2014 (1)

Kick Returns – 1: 2010 (1)

Kick Return Yards – 0: 2010 (0)

Milestones:

NFL Debut: vs Ind. (9/12/10); **First Start:** at Chi. (11/11/12); **First Sack:** at Ten. (12/19/10 – QB Kerry Collins); **First FF:** at NE (12/10/12 – RB Stevan Ridley); **First Blocked FG:** at Det. (11/9/14 – K Matt Prater)

MITCHELL'S CAREER HIGHS

Total Tackles: Regular Season – 11 at KC (10/20/13); Postseason – 4 (2 times) Last at NE (1/13/13)

Solo: Regular Season – 7 at KC (10/20/13); Postseason – 3 (2 times) Last at Pit. (1/8/17)

Assists: Regular Season – 7 vs. StL (10/13/13); Postseason – Postseason – 3 at NE (1/13/13)

Passes Defensed: Regular Season – 2 at Den. (9/23/12); Postseason – 1 vs. Cin. (1/7/12)

Sacks: Regular Season – 1.0 (5 times) Last vs. Buf. (11/13/14); Postseason – 1.0 vs. Cin. (1/7/12)

Forced Fumbles: 1 at NE (12/10/12)

MITCHELL'S TRANSACTIONS

Originally a 3rd-round (81st overall) draft choice by Hou. in 2010...Signed a four-year deal with Mia. on 3/12/14...Placed on the Injured Reserve List on 9/14/16...Activated from the Injured Reserve List on 11/10/16...Signed a four-year deal with SF on 2/25/17.

2016 (MIAMI)

- Appeared in 9 games (5 starts) and registered 17 tackles. Saw action in Miami's lone playoff game and recorded 3 tackles.

2015 (MIAMI)

- Started all 12 games that he appeared in and recorded 22 tackles.

2014 (MIAMI)

- Appeared in 16 games for the fourth consecutive season, making 4 starts and totaling 33 tackles and 2.0 sacks.
- Notched 3 tackles and 1.0 sack vs. SD (11/2), taking down Chargers QB Philip Rivers for an 8-yd. loss
- Recorded the first blocked FG of his career at Det. (11/9), blocking a 42-yd. FGA by Lions K Matt Prater.

2013 (HOUSTON)

- Appeared in all 16 games (14 starts) and registered a career-high 87 tackles while adding 1.5 sacks.
- Notched a career-high 11 tackles and 1.0 sack at KC (10/20), sacking Chiefs QB Alex Smith for a 6-yd. loss.
- Recorded 9 tackles and a half sack vs. Jax. (11/24), combining with DE Antonio Smith to sack Jaguars QB Chad Henne.

2012 (HOUSTON)

- Appeared in 16 games (3 starts) and recorded 51 tackles, 3 PDs and 1 FF. Saw action in both of the team's playoff games and recorded 5 tackles.
- Made the first start of his NFL career at Chi. (11/11).
- Registered 6 tackles and the first FF of his career at NE (12/10), knocking the ball loose from Patriots RB Stevan Ridley.

2011 (HOUSTON)

- Appeared in all 16 games and totaled 27 tackles, 1.0 sack and 1 PD. Saw action in both of the team's playoff games and recorded 5 tackles, 1.0 sack and 1 PD.
- Registered 5 tackles and 1.0 sack vs. Car. (12/18), taking down QB Cam Newton.
- Totaled 4 tackles and 1.0 sack vs. Cin (1/7/12 - AFC - WC), taking down Bengals QB Andy Dalton for a 9-yd. loss.

2010 (HOUSTON)

- Appeared in 15 games and registered 26 tackles and 1.0 sack in his rookie season.
- Recorded the first sack of his NFL career at Ten. (12/19), taking down Titans QB Kerry Collins for an 8-yd. loss.

COLLEGE

Played in 49 games (37 starts) at Arizona, starting 12 of 24 games at TE/H-Back and all 25 games at DT. Started his collegiate career as a TE/H-back before transitioning to the defensive line as a junior. On defense, totaled 88 tackles, 8.0 sacks, 18 TFLs, 2 PDs, 1 FF and 1 blocked punt. As a senior in 2009, started all 12 games and recorded 48 tackles and 6.5 sacks and was named Second-Team All-Pac 10 by the league's coaches. In 2008, shifted to the defensive side of the ball where he started all 13 games at DT and registered 40 tackles, 1.5 sacks and 5.5 TFLs. As a sophomore, appeared in 12 games on offense and recorded 5 receipts. for 38 yds. and 1 TD. Saw action in all 12 games as a true freshman in 2006 and rushed for 7 yds. on 4 atts., while adding and 9 receipts. for 136 yds.

PERSONAL

- Majored in interdisciplinary studies.
- Attended North Shore (Galena Park, TX) HS, where he earned first-team all-district 23-5A honors and helped his team to an 11-1 record as a senior.
- Born Earl Mitchell (9/25/87) in Houston, TX.

INJURY REPORT

- 2010:** Inactive at Ind. (11/1) with an ankle injury.
- 2015:** Inactive vs. Bal. (12/6), at SD (12/20), vs. Ind. (12/27) and vs. NE (1/3/16) with a calf injury.
- 2016:** Placed on the Injured Reserve List on 9/14 with a calf injury; Activated from Injured Reserve on 11/10 after missing 7 games.

MITCHELL'S GAME-BY-GAME

2010 (Houston)

Date	Opp	W/L	P/S	Tot	Sol	Ast	Sk	Yds	Int	Yds	PD	FF	FR	Yds
Sep 12	Ind	W	1/0	0	0	0	0.0	0.0	0	0	0	0	0	0
Sep 19	at Was	W	1/0	2	1	1	0.0	0.0	0	0	0	0	0	0
Sep 26	Dal	L	1/0	2	2	0	0.0	0.0	0	0	0	0	0	0
Oct 3	at Oak	W	1/0	2	2	0	0.0	0.0	0	0	0	0	0	0
Oct 10	NYG	L	1/0	5	1	4	0.0	0.0	0	0	0	0	0	0
Oct 17	KC	W	1/0	3	1	2	0.0	0.0	0	0	0	0	0	0
Nov 1	at Ind	L	-	-	-	-	INACTIVE (Ankle)	-	-	-	-	-	-	-
Nov 7	SD	L	1/0	0	0	0	0.0	0.0	0	0	0	0	0	0
Nov 14	at Jax	L	1/0	3	3	0	0.0	0.0	0	0	0	0	0	0
Nov 21	at NYJ	L	1/0	2	2	0	0.0	0.0	0	0	0	0	0	0
Nov 28	Ten	W	1/0	1	1	0	0.0	0.0	0	0	0	0	0	0
Dec 2	at Phi	L	1/0	0	0	0	0.0	0.0	0	0	0	0	0	0
Dec 13	Bal	L	1/0	4	3	1	0.0	0.0	0	0	0	0	0	0
Dec 19	at Ten	L	1/0	1	1	0	1.0	8.0	0	0	0	0	0	0
Dec 26	at Den	L	1/0	1	1	0	0.0	0.0	0	0	0	0	0	0
Jan 2	Jax	W	1/0	0	0	0	0.0	0.0	0	0	0	0	0	0
TOTALS			15/0	26	18	8	1.0	8.0	0	0	0	0	0	0

2012 (Houston)

Date	Opp	W/L	P/S	Tot	Sol	Ast	Sk	Yds	Int	Yds	PD	FF	FR	Yds
Sep 9	Mia	W	1/0	2	0	2	0.0	0.0	0	0	0	0	0	0
Sep 16	at Jax	W	1/0	2	2	0	0.0	0.0	0	0	0	0	0	0
Sep 23	at Den	W	1/0	3	2	1	0.0	0.0	0	0	2	0	0	0
Sep 30	Ten	W	1/0	3	2	1	0.0	0.0	0	0	0	0	0	0
Oct 8	at NYJ	W	1/0	3	1	2	0.0	0.0	0	0	0	0	0	0
Oct 14	GB	L	1/0	7	4	3	0.0	0.0	0	0	0	0	0	0
Oct 21	Bal	W	1/0	4	1	3	0.0	0.0	0	0	0	0	0	0
Nov 4	Buf	W	1/0	2	0	2	0.0	0.0	0	0	0	0	0	0
Nov 11	at Chi	W	1/1	4	3	1	0.0	0.0	0	0	0	0	0	0
Nov 18	Jax	W	1/1	1	1	0	0.0	0.0	0	0	0	0	0	0
Nov 22	at Det	W	1/1	5	1	4	0.0	0.0	0	0	0	0	0	0
Dec 2	at Ten	W	1/0	1	0	1	0.0	0.0	0	0	1	0	0	0
Dec 10	at NE	L	1/0	6	3	3	0.0	0.0	0	0	0	1	0	0
Dec 16	Ind	W	1/0	4	1	3	0.0	0.0	0	0	0	0	0	0
Dec 23	Min	L	1/0	1	0	1	0.0	0.0	0	0	0	0	0	0
Dec 30	at Ind	L	1/0	3	2	1	0.0	0.0	0	0	0	0	0	0
TOTALS			16/3	51	23	28	0	0	0	0	3	1	0	0

2011 (Houston)

Date	Opp	W/L	P/S	Tot	Sol	Ast	Sk	Yds	Int	Yds	PD	FF	FR	Yds
Sep 11	Ind	W	1/0	1	1	0	0.0	0.0	0	0	0	0	0	0
Sep 18	at Mia	W	1/0	2	1	1	0.0	0.0	0	0	0	0	0	0
Sep 25	at NO	L	1/0	0	0	0	0.0	0.0	0	0	0	0	0	0
Oct 2	Pit	W	1/0	0	0	0	0.0	0.0	0	0	0	0	0	0
Oct 9	Oak	L	1/0	2	1	1	0.0	0.0	0	0	0	0	0	0
Oct 16	at Bal	L	1/0	1	0	1	0.0	0.0	0	0	0	0	0	0
Oct 23	at Ten	W	1/0	1	0	1	0.0	0.0	0	0	0	0	0	0
Oct 30	Jax	W	1/0	1	0	1	0.0	0.0	0	0	0	0	0	0
Nov 6	Cle	W	1/0	3	3	0	0.0	0.0	0	0	0	0	0	0
Nov 13	at TB	W	1/0	0	0	0	0.0	0.0	0	0	0	0	0	0
Nov 27	at Jax	W	1/0	0	0	0	0.0	0.0	0	0	0	0	0	0
Dec 4	Atl	W	1/0	0	0	0	0.0	0.0	0	0	0	0	0	0
Dec 11	at Cin	W	1/0	1	0	1	0.0	0.0	0	0	0	0	0	0
Dec 18	Car	L	1/0	5	3	2	1.0	0.0	0	0	0	0	0	0
Dec 22	at Ind	L	1/0	4	0	4	0.0	0.0	0	0	0	0	0	0
Jan 1	Ten	L	1/0	6	5	1	0.0	0.0	0	0	1	0	0	0
TOTALS			16/0	27	14	13	1.0	0.0	0	0	1	0	0	0

2011 Postseason (Houston)

Date	Opp	W/L	P/S	Tot	Sol	Ast	Sk	Yds	Int	Yds	PD	FF	FR	Yds
Jan 7	Cin	W	1/0	4	3	1	1.0	9.0	0	0	1	0	0	0
Jan 13	at NE	L	1/0	1	0	1	0.0	0.0	0	0	0	0	0	0
TOTALS			2/0	5	3	2	1.0	9.0	0	0	1	0	0	0

2012 Postseason (Houston)

Date	Opp	W/L	P/S	Tot	Sol	Ast	Sk	Yds	Int	Yds	PD	FF	FR	Yds
Jan 5	Cin	W	1/0	1	1	0	0.0	0.0	0	0	0	0	0	0
Jan 13	at NE	L	1/0	4	1	3	0.0	0.0	0	0	0	0	0	0
TOTALS			2/0	5	2	3	0.0	0.0	0	0	0	0	0	0

2013 (Houston)

Date	Opp	W/L	P/S	Tot	Sol	Ast	Sk	Yds	Int	Yds	PD	FF	FR	Yds
Sep 9	at SD	W	1/1	4	1	3	0.0	0.0	0	0	0	0	0	0
Sep 15	Ten	W	1/1	6	0	6	0.0	0.0	0	0	0	0	0	0
Sep 22	at Bal	L	1/1	7	1	6	0.0	0.0	0	0	0	0	0	0
Sep 29	Sea	L	1/1	4	0	4	0.0	0.0	0	0	0	0	0	0
Oct 6	at SF	L	1/1	5	2	3	0.0	0.0	0	0	0	0	0	0
Oct 13	StL	L	1/1	9	2	7	0.0	0.0	0	0	0	0	0	0
Oct 20	at KC	L	1/1	11	7	4	1.0	3.0	0	0	0	0	0	0
Nov 3	Ind	L	1/1	5	3	2	0.0	0.0	0	0	0	0	0	0
Nov 10	at Arz	L	1/1	6	1	5	0.0	0.0	0	0	0	0	0	0
Nov 17	Oak	L	1/1	7	2	5	0.0	0.0	0	0	0	0	0	0
Nov 24	Jax	L	1/1	9	5	4	0.5	3.5	0	0	0	0	0	0
Dec 1	NE	L	1/1	3	2	1	0.0	0.0	0	0	0	0	0	0
Dec 5	at Jax	L	1/1	4	3	1	0.0	0.0	0	0	0	0	0	0
Dec 15	at Ind	L	1/0	3	1	2	0.0	0.0	0	0	0	0	0	0
Dec 22	Den	L	1/0	1	1	0	0.0	0.0	0	0	0	0	0	0
Dec 29	at Ten	L	1/1	3	2	1	0.0	0.0	0	0	0	0	0	0
TOTALS			16/14	87	33	54	1.5	6.5	0	0	0	0	0	0

MITCHELL'S GAME-BY-GAME

2014 (Miami)

Date	Opp	W/L	P/S	Tot	Sol	Ast	Sk	Yds	Int	Yds	PD	FF	FR	Yds
Sep 7	NE	W	1/0	2	2	0	0.0	0.0	0	0	0	0	0	0
Sep 14	at Buf	L	1/1	5	3	2	0.0	0.0	0	0	0	0	0	0
Sep 21	KC	L	1/0	3	2	1	0.0	0.0	0	0	0	0	0	0
Sep 28	at Oak	W	1/1	1	1	0	0.0	0.0	0	0	0	0	0	0
Oct 12	GB	L	1/0	2	2	0	0.0	0.0	0	0	0	0	0	0
Oct 19	at Chi	W	1/0	1	1	0	0.0	0.0	0	0	0	0	0	0
Oct 26	at Jax	W	1/1	2	1	1	0.0	0.0	0	0	0	0	0	0
Nov 2	SD	W	1/0	3	1	2	1.0	8.0	0	0	0	0	0	0
Nov 9	at Det	L	1/0	3	1	2	0.0	0.0	0	0	0	0	0	0
Nov 13	Buf	W	1/0	1	1	0	1.0	4.0	0	0	0	0	0	0
Nov 23	at Den	L	1/0	0	0	0	0.0	0.0	0	0	0	0	0	0
Dec 1	at NYJ	W	1/1	0	0	0	0.0	0.0	0	0	0	0	0	0
Dec 7	Bal	L	1/0	2	2	0	0.0	0.0	0	0	0	0	0	0
Dec 14	at NE	L	1/0	4	1	3	0.0	0.0	0	0	1	0	0	0
Dec 21	Min	W	1/0	1	0	1	0.0	0.0	0	0	0	0	0	0
Dec 28	NYJ	L	1/0	3	3	0	0.0	0.0	0	0	0	0	0	0
TOTALS			16/4	33	21	12	2.0	12.0	0	0	1	0	0	0

2016 (Miami)

Date	Opp	W/L	P/S	Tot	Sol	Ast	Sk	Yds	Int	Yds	PD	FF	FR	Yds
Sep 11	at Sea	L	1/0	1	0	1	0.0	0.0	0	0	0	0	0	0
Sep 18	at NE	L	-	-	-	-	-	-	-	-	-	-	-	-
Sep 25	Cle	W	-	-	-	-	-	-	-	-	-	-	-	-
Sep 29	at Cin	L	-	-	-	-	-	-	-	-	-	-	-	-
Oct 9	Ten	L	-	-	-	-	-	-	-	-	-	-	-	-
Oct 16	Pit	W	-	-	-	-	-	-	-	-	-	-	-	-
Oct 23	Buf	W	-	-	-	-	-	-	-	-	-	-	-	-
Nov 6	NYJ	W	-	-	-	-	-	-	-	-	-	-	-	-
Nov 13	at SD	W	1/0	4	4	0	0.0	0.0	0	0	0	0	0	0
Nov 20	at LAR	W	1/0	2	2	0	0.0	0.0	0	0	0	0	0	0
Nov 27	SF	W	1/0	1	1	0	0.0	0.0	0	0	0	0	0	0
Dec 4	at Bal	L	1/1	1	1	0	0.0	0.0	0	0	0	0	0	0
Dec 11	Arz	W	1/1	2	1	1	0.0	0.0	0	0	0	0	0	0
Dec 17	at NYJ	W	1/1	4	1	3	0.0	0.0	0	0	0	0	0	0
Dec 24	at Buf	W	1/1	2	1	1	0.0	0.0	0	0	0	0	0	0
Jan 1	NE	L	1/1	0	0	0	0.0	0.0	0	0	0	0	0	0
TOTALS			9/5	17	11	6	0.0	0.0	0	0	0	0	0	0

2015 (Miami)

Date	Opp	W/L	P/S	Tot	Sol	Ast	Sk	Yds	Int	Yds	PD	FF	FR	Yds
Sep 13	at Was	W	1/1	4	3	1	0.0	0.0	0	0	0	0	0	0
Sep 20	at Jax	L	1/1	1	1	0	0.0	0.0	0	0	0	0	0	0
Sep 27	Buf	L	1/1	1	1	0	0.0	0.0	0	0	0	0	0	0
Oct 4	NYJ	L	1/1	3	2	1	0.0	0.0	0	0	0	0	0	0
Oct 18	at Ten	W	1/1	3	0	3	0.0	0.0	0	0	0	0	0	0
Oct 25	Hou	W	1/1	3	2	1	0.0	0.0	0	0	0	0	0	0
Oct 29	at NE	L	1/1	0	0	0	0.0	0.0	0	0	0	0	0	0
Nov 8	at Buf	L	1/1	2	1	1	0.0	0.0	0	0	0	0	0	0
Nov 15	at Phi	W	1/1	1	1	0	0.0	0.0	0	0	0	0	0	0
Nov 22	Dal	L	1/1	1	1	0	0.0	0.0	0	0	0	0	0	0
Nov 29	at NYJ	L	1/1	3	2	1	0.0	0.0	0	0	0	0	0	0
Dec 6	Bal	W	-	-	-	-	-	-	-	-	-	-	-	-
Dec 14	NYG	L	1/1	0	0	0	0.0	0.0	0	0	0	0	0	0
Dec 20	at SD	L	-	-	-	-	-	-	-	-	-	-	-	-
Dec 27	Ind	L	-	-	-	-	-	-	-	-	-	-	-	-
Jan 3	NE	W	-	-	-	-	-	-	-	-	-	-	-	-
TOTALS			12/12	22	14	8	0.0	0.0	0	0	0	0	0	0

2016 Postseason (Miami)

Date	Opp	W/L	P/S	Tot	Sol	Ast	Sk	Yds	Int	Yds	PD	FF	FR	Yds
Jan 8	at Pit	L	1/0	3	3	0	0.0	0.0	0	0	0	0	0	0
TOTALS			1/0	3	3	0	0.0	0.0	0	0	0	0	0	0



RAHEEM MOSTERT

31

RB » 5-10 » 197 » PURDUE

4.9.92 » NEW SMYRNA BEACH, FL » NEW SMYRNA BEACH HS, NEW SMYRNA BEACH, FL » 3RD YEAR » ACQUIRED FA IN '16

GOLDMINE

• A two-sport athlete at Purdue, Mostert starred on the track during his senior season in 2014. He won the Big Ten title in the 60m and 200m at the conference indoor track championship in addition to winning the Big Ten title in the 100m and 200m at the conference outdoor track championship. For his efforts, he was named the Big Ten Indoor and Outdoor Track Athlete of the Championship in addition to the Great Lakes Region Track Athlete of the Year.



MOSTERT'S GOLDEN NUGGETS

- His last name is pronounced MOZE-tert.
- Mostert met his wife, Devon, in college, as the two both attended Purdue University from 2011-14. Devon was an athlete herself, playing on the Boilermakers soccer team.
- A native of New Smyrna Beach, FL, Mostert enjoys saltwater and freshwater fishing in his free time.
- The Walking Dead and Empire are a few of Mostert's favorite shows on TV. He also lists Selena, starring Jennifer Lopez, as his favorite movie.

MOSTERT'S CAREER STATISTICS

YEAR	TEAM	GP	GS	NO	RUSHING					RECEIVING				
					YDS	AVG	LG	TD	ATT	YDS	AVG	LG	TD	
2015	MIA/BAL/CLE	11	0	0	0	-	0	0	0	0	0	-	-	0
2016	CHI/SF	3	0	1	6	6.0	6	0	0	0	0	-	-	0
TOTALS		14	0	1	6	6.0	6	0	0	0	0	-	-	0

Additional Statistics:

Special Teams Tackles – 1: 2015 (1)
Kick Returns – 21: 2015 (19); 2016 (2)
Kick Return Yards – 565: 2015 (530); 2016 (35)
Punt Return Yards – 33: 2016 (33)
Fumbles – Lost – 1 – 1: 1–1 in 2015

Milestones:

NFL Debut: at Jax (9/20/15)

MOSTERT'S CAREER HIGHS

Rushes: 1 vs. Sea. (1/1/17)
Rushing Yards: 6 vs. Sea. (1/1/17)
Long Rush: 6 vs. Sea. (1/1/17)

Kick Returns: 5 (2 times) Last vs. Pit. (1/3/16)
Kick Return Yards: 159 at Sea. (12/20/15)
Kick Return Long: 53 at Sea. (12/20/15)

MOSTERT'S TRANSACTIONS

Originally signed by Phi. as an undrafted free agent on 5/2/15...Waived by Phi. on 9/5/15...Signed to Phi. practice squad on 9/6/15...Signed from Phi. practice squad to Mia. active roster on 9/15/15...Waived by Mia. on 10/13/15...Claimed off waivers by Bal. on 10/14/15...Waived by Bal. on 12/15/15...Claimed off waivers by Cle. on 12/16/15...Re-signed by Cle. on 3/7/16...Waived by Cle. on 9/4/16...Signed to NYJ practice squad on 9/6/16...Released by NYJ on 9/12/16...Signed to Chi. practice squad on 9/13/16...Promoted to Chi. active roster on 9/21/16...Waived by Chi. on 10/3/16...Signed to Chi. practice squad on 10/4/16...Released by Chi. on 10/21/16...Signed to SF practice squad on 11/28/16...Promoted to SF active roster on 12/30/16.

2016 (NEW YORK JETS/CHICAGO/SAN FRANCISCO)

- Spent time on the Jets and Bears practice squads before being promoted to Chicago's active roster on 9/21, where he appeared in two games.
- Signed to the SF practice squad on 11/28 and was promoted to the active roster on 12/30. Appeared in the final game of the season and registered 6 yds. on 1 att. Also recorded 2 KORs for 35 yds. and 33 punt return yds.

2015 (MIAMI/BALTIMORE/CLEVELAND)

- Appeared in 11 total games (1 with Mia., 7 with Bal. and 3 with Cle.) during the 2015 season.
- As a member of the Cleveland Browns, registered 5 KORs for 159 yds. (31.8 avg.) at Sea. (12/20), including a career-long 53-yd. return.

COLLEGE

A four-time letterwinner at Purdue (2011-14), appeared in 43 games and registered 139 atts. for 759 yds. and 6 TDs along with 88 KORs for 2,289 yds. and 2 TDs. Finished his career as the school's all-time leader in kick return yds. and third in kick return avg. (26.0). Saw action in 11 games as a senior and recorded 93 atts. for 529 yds. and 3 TDs along with 34 KORs for 731 yds. Appeared in 12 games in 2013 and rushed for 37 yds. on 11 atts. and 11 KORs for 258 yds., including a 100-yd. KOR TD. As a sophomore, saw action in 8 games and registered 16 atts. for 85 yds. and 1 TD along with 18 KORs for 463 yds. In 2011, led FBS with a kick return avg. of 33.5 (25 KORs for 837 yds.).

PERSONAL

- Majored in organizational leadership and supervision.
- While at Purdue, won the Big Ten title in the 60m and 200m at the conference indoor track championship and the Big Ten title in the 100m and 200m at the conference outdoor track championship.
- Attended New Smyrna Beach (FL) HS, where he recorded 39 receipts. for 723 yds. and 4 TDs as a senior and was named MVP of the 2010 Central Florida All-Star Game.
- Married to his wife, the former Devon Beckwith.
- Born Dominique Raheem Mostert (4/9/92) in Daytona Beach, FL.

MOSTERT'S GAME-BY-GAME

2015 (Miami/Baltimore/Cleveland)

Date	Opp	W/L	P/S	Rsh	Yds	Avg	Lg	TD	Rec	Yds	TD		
SIGNED TO PHI PRACTICE SQUAD ON 9/6													
Sep 14	at Atl	L	-	PRACTICE SQUAD								-	-
SIGNED TO MIA ACTIVE ROSTER ON 9/15													
Sep 20	at Jax	L	1/0	0	0	-	-	0	0	0	0		
Sep 27	Buf	L	-	INACTIVE								-	-
Oct 4	NYJ	L	-	INACTIVE								-	-
WAIVED BY MIA ON 10/13													
CLAIMED OFF WAIVERS BY BAL ON 10/14													
Oct 18	at SF	L	-	INACTIVE								-	-
Oct 26	at Arz	L	1/0	0	0	-	-	0	0	0	0		
Nov 1	SD	W	1/0	0	0	-	-	0	0	0	0		
Nov 15	Jax	L	1/0	0	0	-	-	0	0	0	0		
Nov 22	StL	W	1/0	0	0	-	-	0	0	0	0		
Nov 30	at Cle	W	1/0	0	0	-	-	0	0	0	0		
Dec 6	at Mia	L	1/0	0	0	-	-	0	0	0	0		
Dec 13	Sea	L	1/0	0	0	-	-	0	0	0	0		
WAIVED BY BAL ON 12/15													
CLAIMED OFF WAIVERS BY CLE ON 12/16													
Dec 20	at Sea	L	1/0	0	0	-	-	0	0	0	0		
Dec 27	at KC	L	1/0	0	0	-	-	0	0	0	0		
Jan 3	Pit	L	1/0	0	0	-	-	0	0	0	0		
TOTALS			11/0	0	0	-	-	0	0	0	0		

2016 (New York Jets/Chicago/San Francisco)

Date	Opp	W/L	P/S	Rsh	Yds	Avg	Lg	TD	Rec	Yds	TD		
SIGNED TO NYJ PRACTICE SQUAD ON 9/6													
Sep 11	Cin	L	-	PRACTICE SQUAD								-	-
RELEASED BY NYJ ON 9/12													
SIGNED TO CHI PRACTICE SQUAD ON 9/13													
Sep 19	Phi	L	-	PRACTICE SQUAD								-	-
PROMOTED TO CHI ACTIVE ROSTER ON 9/21													
Sep 25	at Dal	L	1/0	0	0	-	-	0	0	0	0		
Oct 2	Det	W	1/0	0	0	-	-	0	0	0	0		
WAIVED BY CHI ON 10/3													
SIGNED TO CHI PRACTICE SQUAD ON 10/4													
Oct 9	at Ind	L	-	PRACTICE SQUAD								-	-
Oct 16	Jax	L	-	PRACTICE SQUAD								-	-
Oct 20	at GB	W	-	PRACTICE SQUAD								-	-
RELEASED BY CHI ON 10/21													
SIGNED TO SF PRACTICE SQUAD ON 11/28													
Dec 4	at Chi	L	-	PRACTICE SQUAD								-	-
Dec 11	NYJ	L	-	PRACTICE SQUAD								-	-
Dec 18	at Atl	L	-	PRACTICE SQUAD								-	-
Dec 24	at LAR	W	-	PRACTICE SQUAD								-	-
PROMOTED TO SF ACTIVE ROSTER ON 12/30													
Jan 1	Sea	L	1/0	1	6	6.0	6	0	0	0	0		
TOTALS			3/0	1	6	6.0	6	0	0	0	0		



KYLE NELSON

86

TE/LS » 6-2 » 240 » NEW MEXICO STATE

10.3.86 » CHINA SPRINGS, TX » CHINA SPRINGS HS, CHINA SPRINGS, TX » 6TH YEAR » ACQUIRED FA IN '14

GOLDMINE

- The story of how Nelson became a long snapper goes back to his father's playing days. In the middle of training camp, Nelson's dad was extremely tired after grueling practices. He saw a player heading into his 11th season and he thought to himself, "I wish I was a long snapper." He said, "If I ever have a son, I'm going to make sure he learns how to snap."
- Always around football, in the summers, Kyle would help his dad, Mark, when he was coaching in the NCAA and CFL. He worked as ball boy and assisted the equipment staff with laundry. At a young age, Kyle got to see tight knit locker rooms and learned how successful teams work together on and off the field. Mark's career as a football coach meant many moves for the Nelson family. Kyle was born in Norman, OK and growing up, the family moved between Tulsa, OK and Canada three times and Kyle spent time living in Georgia, Kentucky, Arkansas, Texas, Oklahoma and New Mexico before coming to California.
- In the past, Nelson has worked with middle school football players in Phoenix, AZ, teaching them the craft of long snapping as colleges begin recruiting students specifically to fill that role. "It helps the kids get into school," he said. "We do it to get them scholarships, get their school paid for so their parents don't have to."



NELSON'S GOLDEN NUGGETS

- Comes from a football family where he is a third generation member. His father, Mark, is the defensive coordinator for the Ottawa REDBLACKS in the Canadian Football League, with a quarter-century of coaching experience. Mark played in the CFL for six seasons and spent time coaching in the NCAA at Louisville, Arkansas Tech, Baylor and Kentucky. Kyle's grandfather, Roger, was drafted by the Washington Redskins in 1954. He played offensive tackle for 13 seasons for the CFL's Edmonton Eskimos from 1954-67 and was elected into the CFL Hall of Fame in 1985.
- Growing up in Canada, the first sport he played was ice hockey. Following a move to the United States in middle school, he began playing soccer before playing football for the first time his junior year of high school.

GOLDMINE (CONTINUED)

- In his spare time, Nelson enjoys drawing, reading and going hiking. When Kyle was growing up, his family planned hikes on the weekends where he was able to witness the landscape of Arkansas, Georgia, Texas and Arizona. It translated to painting, where Kyle draws pictures of the outdoors such as oceans, forests and mountains. "I like turning color pictures into black and white, charcoal, Sharpies," he said. "It's a nice, relaxing hobby."

NELSON'S CAREER STATISTICS

GAMES/STARTS – 65/0; 2012 (6/0); 2013 (11/0); 2014 (16/0); 2015 (16/0); 2016 (16/0)

Additional Statistics:

Special Teams Tackles – 14: 2014 (4); 2015 (5); 2016 (5)

Milestones:

NFL Debut: vs. Bal. (11/25/12)

NELSON'S TRANSACTIONS

Originally signed as an undrafted free agent by NO on 7/27/11...Waived by NO on 9/3/11...Signed to NO practice squad on 9/4/11...Waived by NO on 9/5/11... Signed to KC practice squad on 9/7/11... Waived by KC on 9/14/11...Signed to Reserve/Future contract by SF on 1/24/12...Waived by SF on 8/31/12...Signed to Phi. practice squad on 9/25/12...Waived by Phi. on 10/2/12...Signed a two-year deal with SD on 11/20/12...Waived by SD on 5/20/13...Claimed off of waivers by SF on 5/21/13...Waived by SF on 7/10/13...Claimed off of waivers by Sea. on 7/11/13...Waived by Sea. on 8/26/13...Signed by Was. on 10/15/13...Waived by Was. on 7/21/14...Signed by SF on 7/25/14...Re-signed with SF on a four-year deal through 2018 on 3/10/15.

2016 (SAN FRANCISCO)

- Appeared in all 16 games as the team's long snapper and recorded 5 special teams tackles.

2015 (SAN FRANCISCO)

- Appeared in all 16 games as the team's long snapper and recorded 5 special teams tackles.

2014 (SAN FRANCISCO)

- Signed with SF on 7/25, appearing as the team's long snapper in all 16 games, registering 4 special teams tackles.

2013 (WASHINGTON)

- After signing with Was. on 10/15, appeared in 11 games as the team's long snapper.

2012 (PHILADELPHIA/SAN DIEGO)

- Signed to Phi. practice squad (9/25) and was later released (10/2).
- Signed a two-year contract with SD (11/20), where he finished the season, playing in 6 games as the Chargers long snapper.

2011 (NEW ORLEANS/KANSAS CITY)


- Spent brief stints with NO practice squad (9/4-9/5) and KC practice squad (9/7-9/14).

COLLEGE

A TE/LS for the Aggies from 2007-10, Nelson appeared in 50 games and recorded 66 receipts. for 559 yds. and 2 TDs. In 2010 he played in 12 games and caught a career-high 41 receipts. for 371 yds. and 1 TD. As a junior (2009), Nelson caught 12 passes for 112 yds. and a TD. Against UTEP (9/19), he snagged two passes for 28 yds. and his first career TD receipt. Nelson was also the team's long snapper on FGs. In 2008, Nelson held long snapping duties on every extra point, FG and punt for the Aggies in 12 games. He also recorded 11 receipts. for 70 yds. Against Louisiana Tech (11/22), Nelson had a then career-high 5 receipts. for 47 yds. Nelson played in all 13 games in 2007 as the teams back-up TE and long snapper. On the season, Nelson caught 2 passes for six yds. Was a redshirt freshman in 2006 for Tulsa.

PERSONAL

- Graduated from China Springs (TX) HS, starting at TE and he also handled the deep snap and punting duties. Accumulated 50 receipts. on the season and earned first-team all-district and first-team Super CenTex honors as a TE. Received second-team all-district honors as a punter. Also lettered in basketball and track one year each.
- Born Kyle Nelson (10/3/86) in Norman, OK.
- Majored in communications.



LOGAN PAULSEN

82

TE » 6-5 » 268 » UCLA

2.26.87 » WEST HILLS, CA » CHAMINADE COLLEGE PREP HS, WEST HILLS, CA » 8TH YEAR » ACQUIRED FA IN '17

GOLDMINE


- Growing up in Northridge, CA, sports were always a part of Paulsen's life. With soccer dominating most of his childhood, it wasn't until middle school that he took up flag football. Once he got to high school, Paulsen had to choose only one to play because he didn't have time to play both club soccer and high school football. Paulsen didn't expect football to become such a large part of his life until his junior year of high school, when he started receiving scholarship offers. However, choosing a college was as much about academics as it was about football. Paulsen's father graduated from MIT and his uncle graduated from Harvard. Paulsen narrowed his choices down to UCLA, Stanford and Duke before ultimately deciding to become a Bruin. "I always wanted to go to UCLA growing up," Paulsen said in 2012. "Really it was a no decision."
- After his senior season at UCLA in 2010, Paulsen set his sights on the NFL. Without an invite to the Senior Bowl or NFL Combine, he focused all his energy on putting on a good showing at his Pro Day. One person he reached out to for advice during that time was current 49ers assistant head coach/tight ends coach Jon Embree, who coached Paulsen during his freshman year at UCLA. Embree, the tight ends coach for the Washington Redskins at the time, encouraged Paulsen to sign in Washington. "Ultimately, I decided to go with what I knew and go with the guy who I knew would give me an opportunity and a guy that I had a lot of faith in."
- Paulsen was an active member of the community during his six years in the Washington Redskins organization. In 2015, he hosted a flag football kickoff event for Special Olympics Virginia. In 2013, Paulsen participated in the Salute to Play 60 Military Challenge event at Joint Base Andrews and has helped distribute coats, gloves and hats to underserved kids from the Washington, D.C. area.

PAULSEN'S GOLDEN NUGGETS

- Was a member of the Washington Redskins while current 49ers head coach Kyle Shanahan was the offensive coordinator for four seasons (2010-13).
- Was college teammates at UCLA with 49ers offensive quality control coach Taylor Embree for two seasons (2008-09).
- To honor his former teammate who lost his leg in a motorcycle accident, Paulsen grew his beard out for more than a year until he was able to walk again.

GOLDMINE (CONTINUED)

- In 2012, Paulsen began growing out his beard and vowed not to shave his beard until Nick Ekbatani, a close friend and former UCLA teammate of Paulsen who tragically lost one of his legs as the result of a horrific motorcycle accident earlier that summer, could walk again. In June of 2013, Ekbatani posted a YouTube video of himself walking. Now, Paulsen's typical football season ritual usually involves growing a beard.
- Additionally, Paulsen grows his hair out and donates it to Locks of Love, a non-profit organization that makes wigs for children who have lost their hair from long-term medical treatment. Paulsen explained in 2013, "I donate it every two years. They need 10 inches. I get that every one-and-a-half or two years."



PAULSEN'S CAREER STATISTICS

YEAR	TEAM	GP	GS	NO	RECEIVING				ATT	RUSHING			
					YDS	AVG	LG	TD		YDS	AVG	LG	TD
2010	WAS	11	0	2	10	5.0	9	1	0	0	-	-	0
2011	WAS	16	6	11	138	12.5	24	0	0	0	-	-	0
2012	WAS	16	10	25	308	12.3	31	1	0	0	-	-	0
2013	WAS	16	14	28	267	9.5	33	3	0	0	-	-	0
2014	WAS	16	12	13	78	6.0	16t	1	0	0	-	-	0
2015	WAS	-	-	-	INJURED RESERVE (Toe)				-	-	-	-	-
2016	CHI	16	12	3	15	5.0	7	0	0	0	-	-	0
TOTALS		91	54	82	816	10.0	33	6	0	0	-	-	0

PLAYOFFS

YEAR	TEAM	GP	GS	NO	RECEIVING				ATT	RUSHING			
					YDS	AVG	LG	TD		YDS	AVG	LG	TD
2012	WAS	1	1	2	15	7.5	11	1	0	0	-	-	0
TOTALS		1	1	2	15	7.5	11	1	0	0	-	-	0

Additional Statistics:

Fumbles – Lost – 3 – 3: 2–2 in 2013; 1–1 in 2014

Kick Returns – 3: 2011 (2); 2014 (1)

Kick Return Yards – 17: 2011 (7); 2014 (10)

Milestones:

NFL Debut: at StL (9/26/10); First Start: at Dal. (9/26/11); First Reception: at NYG (12/5/10 – 9–yd. pass from QB Donovan McNabb); First TD Reception: vs. TB (12/12/10 – 1–yd. TD pass from QB Donovan McNabb)

PAULSEN'S CAREER HIGHS

Receptions: Regular Season – 5 vs. Car. (11/4/12); Postseason – 2 vs. Sea. (1/6/13)

Receiving Yards: Regular Season – 76 at NYG (10/21/12); Postseason – 15 vs. Sea. (1/6/13)

Long Reception: Regular Season – 33 at Oak. (9/29/13); Postseason – 1 vs. Sea. (1/6/13)

Receiving TDs: Regular Season – 1 (6 times) Last at Ind. (11/30/14); Postseason – 1 vs. Sea. (1/6/13)

PAULSEN'S TRANSACTIONS

Originally signed as an undrafted free agent by Was. on 4/29/10...Signed a three–year deal with Was. through 2015 on 3/11/11...Signed a one–year deal with Was. on 3/11/13...Placed on the Injured Reserve List on 8/15/14...Released by Was. on 9/3/16...Signed by Chi. on 9/4/16...Signed a one–year deal with SF on 3/10/17.

2016 (CHICAGO)

- Appeared in 16 games (12 starts) and totaled 3 receipts. for 15 yds.

2015 (WASHINGTON)

- Missed the entire season after being placed on the Injured Reserve List on 8/15 with a toe injury.

2014 (WASHINGTON)

- Appeared in all 16 games (12 starts) and recorded 13 receipts. for 78 yds. and 1 TD.
- Hauled in a 16-yd. TD pass from QB Colt McCoy at Ind. (11/30).

2013 (WASHINGTON)

- Appeared in all 16 games (14 starts) and registered a career-high 28 receipts. for 267 yds. and 3 TDs.
- Recorded 3 receipts. for 41 yds. and 1 TD vs. NYG (12/1), a 19-yd. TD pass from Redskins QB Robert Griffin III.
- Hauled in 3 receipts. for 44 yds. and 1 TD vs. KC (12/8), a 7-yd. TD receipt.

2012 (WASHINGTON)

- Saw action in all 16 games (10 starts) and recorded 25 receipts. for 308 yds. and 1 TD.
- Registered a 17-yd. TD receipt. from Redskins QB Robert Griffin III vs. Phi. (11/18).
- Totaled 2 receipts. for 15 yds. and 1 TD vs. Sea. (1/6/13 - NFC - WC), hauling in a 4-yd. TD pass.

2011 (WASHINGTON)

- Appeared in all 16 games for the first time in his career (10 starts), and totaled 11 receipts. for 138 yds.

2010 (WASHINGTON)

- Saw action in 11 games and recorded 2 receipts. for 10 yds. and 1 TD.
- Registered the first TD receipt. of his career vs. TB (12/12), a 1-yd. TD pass from Redskins QB Donovan McNabb.

COLLEGE

Appeared in 46 games (39 starts) during his career at UCLA and recorded 71 receipts. for 888 yds. and 1 TD. As a fifth-year senior in 2009, was named a team captain and registered 29 receipts. for 362 yds. in 13 starts. Appeared in 1 game in 2008 before being injured and redshirting that season. As a junior in 2007, started all 13 games and recorded 12 receipts. for 144 yds. and 1 TD. Appeared in all 13 games as a sophomore and registered 27 receipts. for 331 yds. Saw action in 6 games as a freshman in 2005 and recorded 2 receipts. for 33 yds.

PERSONAL

- Double majored in history and political science at UCLA.
- Attended Chaminade College Preparatory (West Hills, CA) School, where he lettered three seasons as a tight end, defensive end and punter. As a senior, he made 36 receipts. for 513 yds. and 2 TDs on offense and 37 tackles, 9.0 sacks and 15 TFLs on defense.
- Son of James and Susan Paulsen, and has one brother, Hunter.
- Born Logan Sindre Paulsen (2/26/87) in Northridge, CA.

INJURY REPORT

2015: Placed on the Injured Reserve List on 8/15 with a toe injury.



BRADLEY PINION

5

P » 6-5 » 229 » CLEMSON

6.1.94 » CONCORD, NC » NORTHWEST CABARRUS HS, CONCORD, NC » 3RD YEAR » ACQUIRED D-5 IN '15

AWARDS & HONORS

2015: 49ers Community Relations Rookie Service Award

GOLDMINE

- Every player has their own unique superstitions and quirks that get them ready for a game of football. For Pinion, it is all about his most important piece of equipment: the shoes. For every practice and game since high school, Pinion has tied his shoes the same way. He takes the laces on his right shoe and wraps them around the bottom, ties them and pushes the knot off to the right side, out of the way. "I like to take care of the important foot first," he says.
- While getting ready for the NFL draft, Pinion added Bikram yoga to his training regimen. In 105-degree heat with 40-percent humidity, he dropped 20 pounds. Pinion also added training at Madabolic Inc. in North Carolina, a hybrid of Cross Fit and Nine Rounds training techniques. "I really started to focus on the small things," said Pinion. "All the small things make the big picture."
- An active member in community relations initiatives since being drafted by the 49ers, Pinion was the winner of the team's CR rookie service award in 2015. In May of 2016, he worked with local elementary students at Don Callejon School to stress the importance of literacy and the fun and love of learning.



PINION'S GOLDEN NUGGETS

- His last name is pronounced PIN-yunn.
- During his time at Clemson, Pinion worked closely with the "Be The Match Foundation," an organization that works to find matches within the bone marrow registry.
- After never playing pee wee football, Pinion received a football as a Christmas gift from his mother, Lorie, in middle school. His father took him out to the field and asked if he wanted to throw the ball. "I wanted to kick it. I grew up playing soccer," said Pinion. His dad put the ball on his foot like a tee, and Pinion knocked through a 35-yard field goal on his first try. "Do that again," he said. Second try, same result. "I guess you could say that it was a Christmas gift that turned into a dream," he said.

GOLDMINE (CONTINUED)

- Pinion credits his longtime kicking coach Dan Orner as being the most influential person in his life. While preparing for the NFL Draft, Orner worked out side by side with Pinion, pushing him to get better every step of the way. "Just the way he handles his business and the person that he is, it's something I try and mimic."
- Pinion's family has a long history of serving in the military. Both of his cousins have served in Iraq, where one worked on tanks and the other went door to door assessing threats. His grandfather on his dad's side, Earl Mason, was about to have a tryout with the Dallas Cowboys as a punter, but he was drafted to serve in the Korean War, where he earned a purple heart. Pinion cites his grandfather as one of his heaviest influences in becoming a punter.

PINION'S CAREER STATISTICS

YEAR	TEAM	G	NO	YDS	AVG	RET	YDS	NET	TB	IN 20	LG	BLK
2015	SF	16	91	3,969	43.6	43	282	39.4	5	31	62	0
2016	SF	16	100	4,402	44.0	40	345	39.8	4	28	65	0
TOTALS		32	191	8,371	43.8	83	627	39.6	9	59	65	0

Additional Statistics:

Special Teams Tackles – 3: 2015 (2); 2016 (1)

Milestones:

NFL Debut: vs. Min. (9/14/15); First punt inside-20: vs. Min. (9/14/15)

PINION'S CAREER HIGHS

Punts: 9 (4 times) Last at LAR (12/24/16)
Gross Average: 49.9 vs. Arz. (10/6/16)
Net Average: 47.2 vs. Sea. (1/1/17)

Long Punt: 65 vs. Dal. (10/2/16)
Inside-20: 4 (2 times) Last at Car. (9/18/16)

PINION'S TRANSACTIONS

Originally a 5th-round (165th overall) draft choice by SF in 2015.

2016

- Appeared in all 16 games and registered a career-high 100 punts with a 44.0 gross avg. and a 39.8 net avg. Also added one special teams tackle.

2015

- Placed 31 punts inside the opponent's 20-yd. line, the fourth most in a single season by a 49ers punter.
- Recorded 9 punts for 433 yds. (48.1 avg.) at Chi. (12/6), including a then-career-long 62-yd. punt.

COLLEGE

Played in 34 games and registered 140 punts for 5,754 yds., 41.1 avg., 39.2 net avg., 55 punts inside the 20 and 2 touchbacks. As a junior, played in 13 games and recorded 75 punts for 3,194 yds., 42.6 avg., 40.3 net avg., 28 punts inside the 20 and 2 touchbacks. His 28 punts inside the 20 ranks first in school history for a single season. In 2013, played in 13 games and had 56 punts for 2,205 yds., 39.4 avg., 37.8 net avg. and 24 punts inside the 20. As a freshman, played in 8 games and had 9 punts for 355 yds., 39.4 avg., 38.8 net avg. and 3 inside the 20.

PERSONAL

- Majored in management.
- Attended Northwest Cabarrus (Concord, NC) HS and averaged 46.1 yds. per punt, as a senior.
- Also lettered in basketball and soccer.
- Was named First-Team All-America by ESPN and Second-Team All-America by *USA Today*. He became the first Clemson kicker signee to earn *USA Today* All-America honors since Chris Gardocki in 1988.
- Born Bradley Alexander Pinion (6/1/94) in Mecklenburg, NC.

PINION'S GAME-BY-GAME

2015												2016											
Date	Opp	W/L	P/S	No	Yds	Avg	Net	TB	In20	Lg	Blk	Date	Opp	W/L	P/S	No	Yds	Avg	Net	TB	In20	Lg	Blk
Sep 14	Min	W	1/0	3	140	46.7	43.7	0	2	52	0	Sep 12	LAR	W	1/0	7	319	45.6	40.1	0	1	52	0
Sep 20	at Pit	L	1/0	4	171	42.8	38.8	0	1	47	0	Sep 18	at Car	L	1/0	7	318	45.4	41.4	0	4	55	0
Sep 27	at Arz	L	1/0	6	283	47.2	44.8	0	4	56	0	Sep 25	at Sea	L	1/0	7	319	45.6	32.7	1	2	61	0
Oct 4	GB	L	1/0	6	247	41.2	38.8	0	1	59	0	Oct 2	Dal	L	1/0	4	196	49.0	42.8	0	1	65	0
Oct 11	at NYG	L	1/0	3	138	46.0	35.7	0	0	50	0	Oct 6	Arz	L	1/0	7	349	49.9	46.3	0	1	57	0
Oct 18	Bal	W	1/0	4	152	38.0	30.8	1	1	52	0	Oct 16	at Buf	L	1/0	5	209	41.8	34.6	1	1	57	0
Oct 22	Sea	L	1/0	9	390	43.3	42.1	0	2	54	0	Oct 23	TB	L	1/0	6	254	42.3	39.8	0	3	57	0
Nov 1	at StL	L	1/0	9	412	45.8	43.8	1	3	60	0	Nov 6	NO	L	1/0	2	85	42.5	42.5	0	0	51	0
Nov 8	Atl	W	1/0	5	241	48.2	33.0	0	0	58	0	Nov 13	at Arz	L	1/0	7	305	43.6	41.7	0	3	52	0
Nov 22	at Sea	L	1/0	7	306	43.7	43.6	0	2	52	0	Nov 20	NE	L	1/0	8	333	41.6	33.4	1	0	49	0
Nov 29	Arz	L	1/0	4	166	41.5	37.8	0	2	46	0	Nov 27	at Mia	L	1/0	4	189	47.3	45.8	0	1	59	0
Dec 6	at Chi	W	1/0	9	433	48.1	37.9	1	3	62	0	Dec 4	at Chi	L	1/0	8	308	38.5	38.1	0	2	44	0
Dec 13	at Cle	L	1/0	7	286	40.9	36.4	1	3	44	0	Dec 11	NYJ	L	1/0	6	239	39.8	39.8	0	1	46	0
Dec 20	Cin	L	1/0	7	284	40.6	40.7	0	3	53	0	Dec 18	at Atl	L	1/0	7	318	45.5	39.4	0	2	57	0
Dec 27	at Det	L	1/0	3	125	41.7	41.7	0	1	47	0	Dec 24	at LAR	W	1/0	9	372	41.3	37.8	1	3	47	0
Jan 3	StL	W	1/0	5	195	39.0	33.8	1	3	61	0	Jan 1	Sea	L	1/0	6	289	48.2	47.2	0	3	53	0
TOTALS			16/0	91	3,969	43.6	40.5	5	31	62	0	TOTALS			16/0	100	4,402	44.0	39.8	4	28	65	0



NORMAN PRICE

78

OL » 6-4 » 311 » SOUTHERN MISSISSIPPI

8.25.94 » VICKSBURG, MS » VICKSBURG HS, VICKSBURG, MS » 1ST YEAR » ACQUIRED FA IN '16

GOLDMINE

- In April of 2017, Price, along with fellow 49ers teammates, attended the Seventh Annual Prom at UCSF Benioff Children’s Hospital San Francisco in Mission Bay, with over 200 teen patients and their friends. He enjoyed a “Masquerade Ball” with photo booths, music, dancing, dining and more. This special evening allowed patients to participate in a milestone that they may miss as a result of diagnosis or treatment. The children were decked out in prom fashions and left the event with a sweatshirt hoodie and a professional prom photo.
- In January of 2017, Price, along with 49ers teammates, teamed with the Harlem Globetrotters basketball team in an effort to raise awareness and prevent bullying in local schools. The basketball game, which took place at SAP Center in San Jose, included a special “football themed” play involving Price among others.



PRICE’S GOLDEN NUGGETS

- In May of 2017, Price was reunited with the QB he protected for two seasons at Southern Mississippi (2014-15), when the 49ers signed QB Nick Mullens as an undrafted rookie free agent.
- Price began his collegiate career at Hinds (Raymond, MS) Community College before transferring to Southern Mississippi. At Hinds, he earned First-Team All-Region 23 and all-state honors in 2013..

2016

- Signed with the 49ers as an undrafted rookie free agent on 5/6. Spent training camp with the team prior to being waived on 9/3.
- Was signed to the team’s practice squad on 9/4, where he spent the entire season.

COLLEGE

Appeared in 23 games (20 starts) during his two-year career at Southern Mississippi. As a senior in 2015, started all 14 games at RT. Appeared in 9 games (6 starts) as a junior after transferring from Hinds (Raymond, MS) Community College. That season, he helped the team accumulate 4,380 yds. of offense (1,149 rushing & 3,231 passing). In two years at Hinds, appeared in 19 games and earned both First-Team All-Region 23 and all-state honors in 2013.

PERSONAL

- Attended Vicksburg (MS) HS, where he lettered as a senior. In addition to football, he also participated on the school’s basketball team.
- Born Norman Henry Price II (8/25/94) in Vicksburg, MS.
- Majored in communications.

PRICE’S TRANSACTIONS

Originally signed as an undrafted free agent by SF on 5/6/16...Waived by SF on 9/3/16...Signed to SF practice squad on 9/4/16...Signed to Reserve/Future contract with SF on 1/3/17.



KEITH REASER

27

CB » 6-0 » 190 » FLORIDA ATLANTIC

7.31.91 » MIAMI, FL » MIAMI KILLIAN HS, MIAMI, FL » 3RD YEAR » ACQUIRED D-5B IN '14

GOLDMINE

- The strength and conditioning part of football is nothing new to Reaser. He grew up a track star in high school and credits the conditioning of the sport to his success on the field. "I definitely improved my speed. I would give that advice to anybody playing football coming up that wanted to improve their speed, track definitely helps. I definitely think that's the reason I can run the way I do now." In addition to his speed, he displayed his strength at the 2014 NFL Combine. Reaser's 22 reps in the bench press were tied for the most by a cornerback.
- Growing up on the coast in Miami, FL, Reaser enjoyed both fresh and saltwater fishing. "I like the competition of fishing. I don't just go by myself. I don't know exactly what I like about it. Just the challenge of catching fish. I enjoy it."

REASER'S GOLDEN NUGGETS

- Cousin of former Washington Redskins Safety Sean Taylor. Reaser was 16 when Taylor passed away. The two would run, train and watch film together. Reaser said, "He was that family member that you looked up to and said, 'I want to be like him, I want to play like him, I want to dress like him.' He was my idol."
- When he first arrived at FAU, he began on the scout team. He eventually worked his way up for the Owls and became a 5th-round draft pick by SF in the 2014 NFL Draft.



REASER'S CAREER STATISTICS

YEAR	TEAM	GP	GS	TACKLES					YDS	INTERCEPTIONS				FUMBLES			
				TOT	SOL	AST	SACKS	INT		YDS	LG	TD	PD	FF	FR	YDS	
2014	SF	–	–	–	RESERVE/NON-FOOTBALL INJURY					–	–	–	–	–	–	–	–
2015	SF	13	0	8	6	2	0.0	0.0	0	0	–	0	0	0	0	0	0
2016	SF	15	0	29	21	8	0.0	0.0	0	0	–	0	5	2	0	0	
TOTALS		28	0	37	27	10	0.0	0.0	0	0	–	0	5	2	0	0	

Additional Statistics:

Special Teams Tackles – 4: 2015 (1); 2016 (3)

Milestones:

NFL Debut: vs. Min. (9/14/15); First FF: at Arz. (11/13/16 – WR J.J. Nelson)

REASER'S CAREER HIGHS

Total Tackles: 5 (2 times) Last vs. Sea. (1/1/17)
 Solo: 3 (6 times) Last vs. Sea. (1/1/17)
 Assists: 2 (5 times) Last vs. Sea. (1/1/17)

Passes Defensed: 2 at Arz. (11/13/16)
 Forced Fumbles: 1 (2 times) Last at LAR (12/24/16)

REASER'S TRANSACTIONS

Originally the second of two 5th-round (170th overall) draft choices by SF in 2014...Placed on the Reserve/Non-Football Injury List on 8/25/14.

2016

- Appeared in 15 games and recorded 29 tackles, 5 PDs and 2 FFs.
- Registered 3 tackles, 2 PDs and 1 FF at Arz. (11/13), knocking the ball loose from Cardinals WR J.J. Nelson for his first career FF.
- Recorded 3 tackles and 1 FF at LAR (12/24), punching the ball away from WR Kenny Britt for his second FF of the season.
- Part of a 49ers defense that allowed 177 net yds. (99 rush, 78 pass) at LAR (12/24), the fewest given up by the 49ers defense in a single game since 11/19/12 vs. Chi. (143; 85 rush, 58 pass).

2015

- Played in 13 games and registered 8 tackles on the season.
- Recorded a career-high 5 tackles vs. StL (1/3/16).

2014

- Placed on the Reserve/Non-Football Injury List on 8/25 where he spent the entire season.

COLLEGE

Played in 40 games (32 starts) for the Owls and registered 158 tackles, 7 TFLs, 5 INTs, 1 FR and 14 PDs. As a senior, played in 6 games (5 starts), recording 26 tackles, 2 TFLs and 4 PDs before suffering a knee injury that sidelined him for the remainder of the season. In 2012, started all 12 games and tallied 45 tackles, 1.5 TFLs, 2 INTs, 1 FR and 3 PDs. As a sophomore, started all 12 games and notched 61 tackles, 2.5 TFLs, 2 INTs and 7 PDs. In 2010, played in 10 games (3 starts) and registered 26 tackles, 1 TFL and 1 INT.

PERSONAL

- Cousin of late Washington Redskins S Sean Taylor.
- Attended Miami Killian (FL) HS where he earned First-Team All-Dade County and second-team all-state honors as a senior.
- Also ran track, specializing in the 4X100 and the 200.
- Born Keith L. Reaser (7/31/91) in Miami, FL.

INJURY REPORT

- 2014:** Placed on the Reserve/Non-Football Injury List on 8/25.
- 2015:** Inactive vs. Atl. (11/8) and at Sea. (11/22) with an ankle injury.
- 2016:** Inactive vs. LAR (9/12) with an ankle injury.

REASER'S GAME-BY-GAME

2015														2016																			
Date	Opp	W/L	P/S	Tot	Sol	Ast	Sk	Yds	Int	Yds	PD	FF	FR	Yds	Date	Opp	W/L	P/S	Tot	Sol	Ast	Sk	Yds	Int	Yds	PD	FF	FR	Yds				
Sep 14	Min	W	1/0	0	0	0	0.0	0.0	0	0	0	0	0	0	Sep 12	LAR	W	-	-	INACTIVE (Ankle)						-	-	-	-	-	-	-	-
Sep 20	at Pit	L	1/0	0	0	0	0.0	0.0	0	0	0	0	0	0	Sep 18	at Car	L	1/0	0	0	0	0.0	0.0	0	0	1	0	0	0	0			
Sep 27	at Arz	L	1/0	0	0	0	0.0	0.0	0	0	0	0	0	0	Sep 25	at Sea	L	1/0	3	1	2	0.0	0.0	0	0	0	0	0	0	0			
Oct 4	GB	L	1/0	2	2	0	0.0	0.0	0	0	0	0	0	0	Oct 2	Dal	L	1/0	1	1	0	0.0	0.0	0	0	0	0	0	0	0			
Oct 11	at NYG	L	1/0	0	0	0	0.0	0.0	0	0	0	0	0	0	Oct 6	Arz	L	1/0	2	0	2	0.0	0.0	0	0	0	0	0	0	0			
Oct 18	Bal	W	1/0	0	0	0	0.0	0.0	0	0	0	0	0	0	Oct 16	at Buf	L	1/0	3	3	0	0.0	0.0	0	0	1	0	0	0	0			
Oct 22	Sea	L	1/0	1	1	0	0.0	0.0	0	0	0	0	0	0	Oct 23	TB	L	1/0	0	0	0	0.0	0.0	0	0	0	0	0	0	0	0		
Nov 1	at StL	L	1/0	0	0	0	0.0	0.0	0	0	0	0	0	0	Nov 6	NO	L	1/0	3	1	2	0.0	0.0	0	0	0	0	0	0	0			
Nov 8	Atl	W	-	-	INACTIVE (Ankle)				-	-	-	-	-	-	Nov 13	at Arz	L	1/0	3	3	0	0.0	0.0	0	0	2	1	0	0	0			
Nov 22	at Sea	L	-	-	INACTIVE (Ankle)				-	-	-	-	-	-	Nov 20	NE	L	1/0	2	2	0	0.0	0.0	0	0	1	0	0	0	0			
Nov 29	Arz	L	1/0	0	0	0	0.0	0.0	0	0	0	0	0	0	Nov 27	at Mia	L	1/0	3	3	0	0.0	0.0	0	0	0	0	0	0	0	0		
Dec 6	at Chi	W	1/0	0	0	0	0.0	0.0	0	0	0	0	0	0	Dec 4	at Chi	L	1/0	0	0	0	0.0	0.0	0	0	0	0	0	0	0	0		
Dec 13	at Cle	L	1/0	0	0	0	0.0	0.0	0	0	0	0	0	0	Dec 11	NYJ	L	1/0	1	1	0	0.0	0.0	0	0	0	0	0	0	0	0		
Dec 20	Cin	L	1/0	0	0	0	0.0	0.0	0	0	0	0	0	0	Dec 18	at Atl	L	1/0	0	0	0	0.0	0.0	0	0	0	0	0	0	0	0		
Dec 27	at Det	L	-	-	DID NOT PLAY				-	-	-	-	-	-	Dec 24	at LAR	W	1/0	3	3	0	0.0	0.0	0	0	0	1	0	0	0			
Jan 3	StL	W	1/0	5	3	2	0.0	0.0	0	0	0	0	0	0	Jan 1	Sea	L	1/0	5	3	2	0.0	0.0	0	0	0	0	0	0	0			
TOTALS			13/0	8	6	2	0.0	0.0	0	0	0	0	0	0	TOTALS			15/0	29	21	8	0.0	0.0	0	0	5	2	0	0				



WILL REDMOND


23

CB » 6-0 » 186 » MISSISSIPPI STATE

12.28.93 » MEMPHIS, TN » EAST HS, MEMPHIS, TN » 2ND YEAR » ACQUIRED D-3 IN '16

GOLDMINE

- Redmond was the starting quarterback for the Manassas (Memphis, TN) Tigers High School football team. Manassas was featured in the documentary, *Undefeated*, which won an Academy Award for Best Documentary Feature in 2012. The film documents the struggles of his high school football team, as they attempted a winning season after years of losing. The team was coached by Bill Courtney, who volunteered for the position.
- One of the first things Redmond did after being drafted by the 49ers was visit Dunbar Elementary School in his hometown of Memphis, TN, to speak to the local 4th and 5th grade students.



REDMOND'S GOLDEN NUGGET

- Redmond was the starting quarterback for the Manassas (Memphis, TN) Tigers high school football team. Manassas was featured in the documentary, *Undefeated*, which won an Academy Award for Best Documentary Feature in 2012.

2016

- Placed on the Injured Reserve List on 9/5 and missed the entire season.

COLLEGE

Played in 27 games (7 starts) for the Bulldogs and registered 99 tackles, 5.5 TFLs, 5 INTs and 8 PDs in his career. As a senior, started all 7 games in which he appeared and notched 25 tackles, 2 INTs and 1 PD. In 2014, played in 12 games and led the Bulldogs with 3 INTs. Also tallied 51 tackles, 3.0 TFLs and 5 PDs. As a sophomore, played in 8 games and registered 23 tackles, 2.5 TFLs and 2 PDs.

PERSONAL

- Majored in communications.
- Finished his prep career at East (Memphis, TN) HS where he notched 51 tackles and 4 INTs, while adding 1,355 all-purpose yds. and 18 TDs as senior.
- Began his high school career at Manassas (Memphis, TN) HS which was featured in the documentary, *Undefeated*.
- Born Will Redmond (12/28/93) in Memphis, TN.

INJURY REPORT

- 2016:** Placed on the Injured Reserve List with a knee injury on 9/5/16.



- During the 2017 offseason, Redmond was active in giving back to the community in his hometown of Memphis, TN. He helped his alma mater middle school, Humes Preparatory Academy, launch their own NFL Play 60 event and attended the 5th Annual Make the Right Call Football Camp, a free camp that teaches the fundamentals of football to youths in Memphis.

REDMOND'S CAREER STATISTICS

YEAR	TEAM	GP	GS	TACKLES				YDS	INTERCEPTIONS				FUMBLES			
				TOT	SOL	AST	SACKS		INT	YDS	LG	TD	PD	FF	FR	YDS
2016	SF	-	-	-	-	-	-	-	-	-	-	-	-	-	-	-
TOTALS		0	0	0	0	0	0.0	0.0	0	0	-	0	0	0	0	0

REDMOND'S TRANSACTIONS

Originally a 3rd-round (68th overall) draft choice by SF in 2016...Placed on the Injured Reserve List on 9/5/16.



ERIC REID

35

S » 6-1 » 213 » LOUISIANA STATE

12.10.91 » GEISMAR, LA » DUTCHTOWN HS, GEISMAR, LA » 5TH YEAR » ACQUIRED D-1 IN '13

AWARDS & HONORS

2013: Pro Bowl, Thomas Herrion Memorial Award, PFWA All-Rookie Team



CAREER HIGHLIGHTS

- In 2013, Reid was one of only three players in the NFL to record 4-or-more INTs and 2-or-more FRs (LB Kiko Alonso 4 INTs/2 FRs; CB Alterraun Verner 5 INTs/2 FRs).

GOLDMINE

- During the 2017 offseason, Reid visited the Ubuntu Football Academy in South Africa, on the recommendation of his wife's, Jaid, mother, who lives in South Africa. Ubuntu's is a youth development, non-profit organization whose mission is, "to mentor and educate the next generation of great African leaders, society-changers and footballers." They accomplish this goal by providing housing, education and soccer development skills to youths in South Africa. During his visit to Ubuntu, Reid spoke with the kids about perseverance and bought a bus for the Academy to use as transportation to and from school and soccer practice.



- Prior to Super Bowl 50 held at Levi's Stadium, Reid teamed with fellow 49ers RB Carlos Hyde and Hall of Fame DB Ronnie Lott to put on a Super ProCamp in support of the Starkey Hearing Foundation and presented by Safeway.

REID'S GOLDEN NUGGETS

- Was the recipient of the Thomas Herrion Memorial Award in 2013, given by the 49ers coaches to the rookie or first-year player who has taken advantage of every opportunity and turned it into a positive situation.
- Prior to WrestleMania 31 held at Levi's Stadium, along with WWE Superstars, spoke to students about being an ally along with bullying intervention in March of 2015.
- A 2013 Pro Bowl selection, he was the first 49ers rookie safety in franchise history to be named to the Pro Bowl.
- During the 2016 offseason, launched his own website, EricReid35.com.

GOLDMINE (CONTINUED)

- In May of 2016, Reid hosted his Second Annual "Eric Reid Invitational," a golf tournament which raises money for the Baton Rouge Sickle Cell Anemia Foundation. The event has brought in more than \$130,000 throughout its first two years.
- Reid's father, Eric Reid, Sr., was a three-time All-American hurdler for LSU from 1984-87 and is a member of the LSU Athletic Hall of Fame.
- In 2015, Levi's Stadium hosted European giants Manchester United F.C. and FC Barcelona as part of the 2015 International Champions Cup North America Presented by Guinness. Reid, along with teammate Joe Staley, participated in the football-fútbol combination and attended a Barcelona practice.



REID'S CAREER STATISTICS

YEAR	TEAM	GP	GS	TACKLES			SACKS	YDS	INT	YDS	INTERCEPTIONS		PD	FUMBLES		
				TOT	SOL	AST					LG	TD		FF	FR	YDS
2013	SF	16	16	92	69	23	0.0	0.0	4	54	53	0	11	0	1	0
2014	SF	15	15	55	39	16	0.0	0.0	3	138	73	0	7	0	0	0
2015	SF	16	16	81	59	22	1.0	3.0	0	0	–	0	7	1	0	0
2016	SF	10	10	81	55	26	0.0	0.0	1	13	13	0	5	1	0	0
TOTALS		57	57	309	222	87	1.0	3.0	8	205	73	0	30	2	1	0

PLAYOFFS

YEAR	TEAM	GP	GS	TACKLES			SACKS	YDS	INT	YDS	INTERCEPTIONS		PD	FUMBLES		
				TOT	SOL	AST					LG	TD		FF	FR	YDS
2013	SF	3	3	17	11	6	0.0	0.0	0	0	–	0	1	0	0	0
TOTALS		3	3	17	11	6	0.0	0.0	0	0	–	0	1	0	0	0

Additional Statistics:

Special Teams Tackles – 15: 2013 (7); 2014 (3); 2015 (5)

Special Teams Fumble Recoveries – 1: 2013 (1)

Milestones:

NFL Debut: vs. GB (9/8/13); First Start: vs. GB (9/8/13); First INT: vs. GB (9/8/13 – QB Aaron Rodgers); First FR: vs. Arz. (10/13/13 – WR Larry Fitzgerald);

First FF: at Cle. (12/13/15 – WR Brian Hartline); First Sack: vs. Cin. (12/20/15 – QB AJ McCarron)

REID'S CAREER HIGHS

Total Tackles: Regular Season – 13 (2 times) Last at Sea. (9/25/16); Postseason – 10 at GB (1/5/14)

Solo: Regular Season – 10 at Sea. (9/25/16); Postseason – 8 at GB (1/5/14)

Assists: Regular Season – 6 vs. Arz. (10/6/16); Postseason – 3 at Sea. (1/19/14)

Sacks: 1.0 vs. Cin. (12/20/15)

Passes Defensed: Regular Season – 2 (3 times) Last at Arz. (11/13/16); Postseason – 1 at Car. (1/12/14)

Interceptions: 1 (8 times) Last at Arz. (11/13/16)

Interception Yards: 73 at Sea. (12/14/14)

Long Interception Return: 53 vs. Arz. (10/13/13)

Forced Fumbles: 1 (2 times) Last vs. Arz. (10/6/16)

Fumble Recoveries: 1 vs. Arz. (10/13/13)

REID'S TRANSACTIONS

Originally a 1st-round (18th overall) draft choice by SF in 2013...Placed on the Injured Reserve List on 11/22/16.

2016

- Started the first 10 games of the season and registered 81 tackles, 1 INT, 1 FF and 4 PDs before being placed on the Injured Reserve List on 11/22 with a bicep injury.
- Registered 7 tackles, 2 PDs and 1 INT at Arz. (11/13), intercepting Cardinals QB Carson Palmer for his first INT of the year and eighth of his career.

2015

- Started all 16 games and recorded 81 tackles with 7 PDs, 1.0 sack and 1 FF.
- Registered a career-high 13 tackles at Sea. (11/22).
- Recorded 9 tackles and his first career FF at Cle. (12/13), knocking the ball loose from Browns WR Brian Hartline.
- Registered the first sack of his career vs. Cin. (12/20), taking down Bengals QB AJ McCarron for a three-yard loss.

2014

- Started all 15 games in which he appeared and tallied 55 tackles, 3 INTs and 7 PDs.
- Intercepted a pass by Cowboys QB Tony Romo in the 1st qtr. at Dal. (9/7). He returned the INT 48 yds. to the Dal. 2-yd. line. Reid registered an INT in each of his first two season openers.
- As time expired in the first half, intercepted Seahawks QB Russell Wilson for his 3rd INT of the season and 7th of his career, and returned the pick 73 yds. It marked the longest INT return of his career and the longest by a 49er since LB NaVorro Bowman's 89-yd. INT return vs. Atl. (12/23/13).

2013

- Started all 16 games and notched a career-high 92 tackles while adding 4 INTs, 1 FR and 11 PDs.
- Made his NFL debut vs. GB (9/8), recording 7 tackles, 1 INT, 1 PD and 1 special teams tackle. His first career INT came off of Packers QB Aaron Rodgers. Reid became the first 49ers rookie to intercept a pass on opening day since both DB Don Griffin and CB Tim McKyer each registered an INT at TB (9/7/86).
- Registered his 2nd INT of the season, picking off a pass by Seahawks QB Russell Wilson vs. Sea. (9/15). According to the Elias Sports Bureau, Reid is the only 49ers rookie, since the merger in 1970, to register an INT in each of the team's first 2 games. The last rookie in the NFL to register an INT in the team's first 2 games was Phi. S Nate Allen in 2010.
- Tallied 1 INT vs. Arz. (10/13), his 3rd of the season, picking off Cardinals QB Carson Palmer and returning it 53 yds to the Cardinals 7-yd. line. Also recorded his first career FR, recovering a fumble by Arz. WR Larry Fitzgerald. The takeaway led to a 6-yd. TD run by RB Kendall Hunter.
- The 49ers defense held Was. (11/25) to just 76 net yds. passing, the fewest net passing yds. San Francisco has allowed since 11/19/12 vs. Chi. (58 net yds. passing).

COLLEGE

Played in 39 games (29 starts) for the Tigers and amassed 199 tackles, 11 PDs, 6 INTs, 4.5 tackles for loss, 2 FRs and 2 FFs. As a senior, earned First-Team All-America honors from the American Football Coaches Association, Football Writers Association and ESPN, and Second-Team All-America honors by the Associated Press and *Sports Illustrated*. Also named First-Team All-SEC. Voted permanent team captain by the players, started all 13 games and tallied 91 tackles, 2 INTs, 1 FR and 7 PDs. In 2011, named First-Team All-America by The NFL Draft Reports and was also named Second-Team All-SEC by the Associated Press. Started 13 games and tied for the team lead with 76 tackles, while adding 2 INTs, 2 FFs, 1 FR and 3 PDs. As a freshman, played in 13 games (3 starts) and registered 32 tackles, 2 INTs and 1 PD.

PERSONAL

- Member of the All-SEC Academic Honor Roll in 2011 and 2012.
- Attended Dutchtown (Geismar, LA) HS and was a member of the Rivals.com Top 100 team and rated as the top defensive player in the state of Louisiana.
- As a senior, was a Louisiana Class 5A All-State selection, registering 45 tackles and 3 INTs.
- Eric has a daughter, LeiLani.
- Born Eric Todd Reid (12/10/91) in Baton Rouge, LA.
- Majored in business administration.

INJURY REPORT

2014: Inactive vs. Arz. (12/28) with a concussion.

2016: Placed on the Injured Reserve List on 11/22 with a biceps injury.



ALDRICK ROBINSON

19

WR » 5-10 » 187 » SOUTHERN METHODIST

9.24.88 » WAXAHACHIE, TX » WAXAHACHIE HS, WAXAHACHIE, TX » 5TH YEAR » ACQUIRED FA IN '17

GOLDMINE

- Outside of football, Robinson is an avid bowler. Despite only picking up the game four years ago, he is already a semi-pro and has a goal of being a professional bowler after his NFL career. As someone who ran track in high school, Robinson appreciates finding another sport with the rare quality where the athlete controls the entire outcome. On two occasions, he has been one throw away from a perfect game and currently has a high score of 290. Robinson also has goals of passing on the game of bowling to his son, Aldrick Robinson Jr., who already has his own bowling ball.
- In his spare time, Robinson often visits hospitals and spends time with the less fortunate. Growing up, his cousin spent a lot of time in the hospital and he used to visit her every day.

ROBINSON'S GOLDEN NUGGETS

- Spent time with current 49ers head coach Kyle Shanahan when he was an offensive coordinator in Washington (2011-13) and Atlanta (2016).
- Ranks second in Southern Methodist school history in rec. yds. (3,313) and TD receipts. (30) behind Denver Broncos WR Emmanuel Sanders (3,791 rec. yds. and 34 TD receipts.).

ROBINSON'S CAREER STATISTICS

YEAR	TEAM	GP	GS	RECEIVING					RUSHING				
				NO	YDS	AVG	LG	TD	ATT	YDS	AVG	LG	TD
2011	WAS	0	0	0	0	—	—	0	0	0	—	—	0
2012	WAS	15	2	11	237	21.5	68t	3	1	14	14.0	14	0
2013	WAS	16	1	18	365	20.3	62	2	3	-4	-1.3	9	0
2014	WAS	5	0	1	6	6.0	6	0	0	0	—	—	0
2015	Out of Football												
2016	ATL	16	1	20	323	16.2	59	2	0	0	—	—	0
TOTALS		52	4	50	931	18.6	68t	7	4	10	2.5	14	0

PLAYOFFS

YEAR	TEAM	GP	GS	RECEIVING					RUSHING				
				NO	YDS	AVG	LG	TD	ATT	YDS	AVG	LG	TD
2012	WAS	1	0	0	0	—	—	0	0	0	—	—	0
2016	ATL	3	0	0	0	—	—	0	0	0	—	—	0
TOTALS		4	0	0	0	—	—	0	0	0	—	—	0

Additional Statistics:

Kickoff Returns – 2: 2016 (2)
Kickoff Return Yards – 27: 2016 (27)

Milestones:

NFL Debut: at NO (9/9/12); **First NFL Start:** at StL (9/16/12); **First Reception:** at NO (9/9/12 – 5-yd. pass from QB Robert Griffin III); **First TD Reception:** at NO (9/9/12 – 5-yd. TD pass from QB Robert Griffin III); **100-yd. Games:** 1, vs. SF (12/18/16 – 111-yds.)

ROBINSON'S CAREER HIGHS

Receptions: 4 (4 times) Last vs. SF (12/18/16)
Receiving Yards: 111 vs. SF (12/18/16)
Long Reception: 68t at Dal. (11/22/12)
TD Receptions: 1 (7 times) Last vs. KC (12/4/16)

Rushes: 1 (4 times) Last at NYG (12/29/13)
Rushing Yards: 14 at NYG (10/21/12)
Long Rush: 14 at NYG (10/21/12)

ROBINSON'S TRANSACTIONS

Originally a 6th-round (178th overall) draft choice by Was. in 2011...Waived by Was. on 9/3/11...Signed to Was. practice squad on 9/4/11...Promoted to Was. active roster on 12/27/11...Re-signed by Was. on 2/6/12...Waived by Was. on 12/6/14...Signed to Bal. practice squad on 12/9/14...Signed by Bal. on 1/22/15...Waived by Bal. on 8/31/15...Signed by Atl. on 3/15/16...Signed a two-year deal with SF on 3/10/17.

2016 (ATLANTA)

- Saw action in 16 games (1 start) and registered 20 receipts. for 323 yds. and 2 TDs. Appeared in all three postseason contests.
- Recorded 2 receipts. for 45 yds. and 1 TD vs. Car. (10/2), a 35-yd. TD pass from Falcons QB Matt Ryan.
- Started vs. SF (12/18) and registered the first 100-yd. rec. game of his career, totaling 4 receipts. for 111 yds.

2014 (WASHINGTON/BALTIMORE)

- Appeared in 5 games with Was. and recorded 1 receipt. for 6 yds.
- Waived by Was. on 12/6, signed with Bal. on 12/9 and spent the final month of the season on the Ravens practice squad.

2013 (WASHINGTON)

- Saw action in all 16 games (1 start) and totaled 18 receipts. for a career-high 365 yds. and 2 TDs.
- Registered 2 receipts. for 75 yds. and 1 TD vs. Chi. (10/20), a 45-yd. TD receipt. from Redskins QB Robert Griffin III.
- Hauled in a 41-yd. TD receipt. at Phi. (11/17).

2012 (WASHINGTON)

- Appeared in 15 games (2 starts) and recorded 11 receipts. for 237 yds. and 3 TDs. Saw action in the team's lone playoff game.
- Made his NFL debut at NO (9/9) and registered 4 receipts. for 52 yds. and 1 TD, a 5-yd. TD pass from Redskins QB Robert Griffin III.
- Recorded a 68-yd. TD receipt. at Dal. (11/22), the longest receipt. of his career.

2011 (WASHINGTON)

- Spent the majority of the season on the team's practice squad. Promoted to the active roster on 12/27 and was inactive for Week 17.

COLLEGE

Appeared in 46 games during his four-year career at SMU. Finished his career ranked 2nd in rec. yds. (3,313) and rec. TDs. (30) while ranking 7th in receipts. (181). Saw action in 14 games as a senior and recorded 65 receipts. for a team-high 1,301 yds. and a Mustang single-season record 14 TDs. Earned First-Team All-Conference USA honors in 2010. In 2009, totaled 47 receipts. for 800 yds. and 5 TDs. Started 10 games and registered 59 receipts. for 1,407 yds. and 11 TDs in 2008. As a freshman in 2007, recorded 10 receipts. for 166 yds.

PERSONAL

- Majored in philosophy at Southern Methodist.
- Attended Waxahachie (TX) HS, where he earned team MVP honors as a senior with 29 receipts. for 647 yds. and 8 TDs.
- Born Aldrick Lamonte Robinson (9/24/88) in Waxahachie, TX.

ROBINSON'S GAME-BY-GAME

2011 (Washington)

Date	Opp	W/L	P/S	Rec	Yds	Avg	Lg	TD
Sep 11	NYG	W	—		PRACTICE SQUAD	—	—	—
Sep 18	Arz	W	—		PRACTICE SQUAD	—	—	—
Sep 26	at Dal	L	—		PRACTICE SQUAD	—	—	—
Oct 2	at StL	W	—		PRACTICE SQUAD	—	—	—
Oct 16	Phi	L	—		PRACTICE SQUAD	—	—	—
Oct 23	at Car	L	—		PRACTICE SQUAD	—	—	—
Oct 30	at Buf	L	—		PRACTICE SQUAD	—	—	—
Nov 6	SF	L	—		PRACTICE SQUAD	—	—	—
Nov 13	at Mia	L	—		PRACTICE SQUAD	—	—	—
Nov 20	Dal	L	—		PRACTICE SQUAD	—	—	—
Nov 27	at Sea	W	—		PRACTICE SQUAD	—	—	—
Dec 4	NYJ	L	—		PRACTICE SQUAD	—	—	—
Dec 11	NE	L	—		PRACTICE SQUAD	—	—	—
Dec 18	at NYG	W	—		PRACTICE SQUAD	—	—	—
Dec 24	Min	L	—		PRACTICE SQUAD	—	—	—
Jan 1	at Phi	L	—		INACTIVE	—	—	—
TOTALS			0/0	0	0	—	—	0

PROMOTED TO WAS ACTIVE ROSTER ON 12/27

2014 (Washington/Baltimore)

Date	Opp	W/L	P/S	Rec	Yds	Avg	Lg	TD
Sep 7	at Hou	L	1/0	0	0	—	—	0
Sep 14	Jax	W	1/0	1	6	6.0	6	0
Sep 21	at Phi	L	1/0	0	0	—	—	0
Sep 25	NYG	L	1/0	0	0	—	—	0
Oct 6	Sea	L	1/0	0	0	—	—	0
Oct 12	at Arz	L	—	—	INACTIVE	—	—	—
Oct 19	Ten	W	—	—	INACTIVE	—	—	—
Oct 27	at Dal	W	—	—	INACTIVE	—	—	—
Nov 2	at Min	L	—	—	INACTIVE	—	—	—
Nov 16	TB	L	—	—	INACTIVE	—	—	—
Nov 23	at SF	L	—	—	INACTIVE	—	—	—
Nov 30	at Ind	L	—	—	INACTIVE	—	—	—
Dec 14	Jax	W	—	—	PRACTICE SQUAD	—	—	—
Dec 21	at Hou	L	—	—	PRACTICE SQUAD	—	—	—
Dec 28	Cle	W	—	—	PRACTICE SQUAD	—	—	—
TOTALS			5/0	1	6	6.0	6	0

WAIVED BY WAS ON 12/6
SIGNED TO BAL PRACTICE SQUAD ON 12/9

2012 (Washington)

Date	Opp	W/L	P/S	Rec	Yds	Avg	Lg	TD
Sep 9	at NO	W	1/0	4	52	13.0	29	1
Sep 16	at StL	L	1/1	2	40	20.0	28	0
Sep 23	Cin	L	1/0	1	12	12.0	12	0
Sep 30	at TB	W	—	—	INACTIVE	—	—	—
Oct 7	Atl	L	1/0	1	10	10.0	10	0
Oct 14	Min	W	1/0	0	0	—	—	0
Oct 21	at NYG	L	1/0	0	0	—	—	0
Oct 28	at Pit	L	1/0	0	0	—	—	0
Nov 4	Car	L	1/1	1	6	6.0	6	0
Nov 18	Phi	W	1/0	1	49	49.0	49t	1
Nov 22	at Dal	W	1/0	1	68	68.0	68t	1
Dec 3	NYG	W	1/0	0	0	—	—	0
Dec 9	Bal	W	1/0	0	0	—	—	0
Dec 16	at Cle	W	1/0	0	0	—	—	0
Dec 23	at Phi	W	1/0	0	0	—	—	0
Dec 30	Dal	W	1/0	0	0	—	—	0
TOTALS			15/2	11	237	21.5	68t	3

2016 (Atlanta)

Date	Opp	W/L	P/S	Rec	Yds	Avg	Lg	TD
Sep 11	TB	L	1/0	0	0	—	—	0
Sep 18	at Oak	W	1/0	3	39	13.0	20	0
Sep 26	at NO	W	1/0	1	4	4.0	4	0
Oct 2	Car	W	1/0	2	48	24.0	35t	1
Oct 9	at Den	W	1/0	0	0	—	—	0
Oct 16	at Sea	L	1/0	1	8	8.0	8	0
Oct 23	SD	L	1/0	0	0	—	—	0
Oct 30	GB	W	1/0	0	0	—	—	0
Nov 3	at TB	W	1/0	0	0	—	—	0
Nov 13	at Phi	L	1/0	1	2	2.0	2	0
Nov 27	Arz	W	1/0	0	0	—	—	0
Dec 4	KC	L	1/0	2	18	9.0	13	1
Dec 11	at LAR	W	1/0	3	42	14.0	25	0
Dec 18	SF	W	1/1	4	111	27.8	59	0
Dec 24	at Car	W	1/0	1	15	15.0	15	0
Jan 1	NO	W	1/0	2	36	18.0	19	0
TOTALS			16/1	20	323	16.2	59	2

2012 Postseason (Washington)

Date	Opp	W/L	P/S	Rec	Yds	Avg	Lg	TD
Jan 6	Sea	L	1/0	0	0	—	—	0
TOTALS			1/0	0	0	—	—	0

2016 Postseason (Atlanta)

Date	Opp	W/L	P/S	Rec	Yds	Avg	Lg	TD
Jan 14	Sea	W	1/0	0	0	—	—	0
Jan 22	GB	W	1/0	0	0	—	—	0
Feb 2	NE	L	1/0	0	0	—	—	0
TOTALS			3/0	0	0	—	—	0

2013 (Washington)

Date	Opp	W/L	P/S	Rec	Yds	Avg	Lg	TD
Sep 9	Phi	L	1/0	0	0	—	—	0
Sep 15	at GB	L	1/0	1	13	13.0	13	0
Sep 22	Det	L	1/0	0	0	—	—	0
Sep 29	at Oak	W	1/0	0	0	—	—	0
Oct 13	at Dal	L	1/0	0	0	—	—	0
Oct 20	Chi	W	1/0	2	75	37.5	45t	1
Oct 27	at Den	L	1/0	0	0	—	—	0
Nov 3	SD	W	1/0	1	4	4.0	4	0
Nov 7	at Min	L	1/0	0	0	—	—	0
Nov 17	at Phi	L	1/0	2	60	30.0	41t	1
Nov 25	SF	L	1/0	0	0	—	—	0
Dec 1	NYG	L	1/0	0	0	—	—	0
Dec 8	KC	L	1/0	4	67	16.8	30	0
Dec 15	at Atl	L	1/0	4	99	24.8	62	0
Dec 22	Dal	L	1/0	1	14	14.0	14	0
Dec 29	at NYG	L	1/1	3	33	11.0	14	0
TOTALS			16/1	18	365	20.3	62	2



RASHARD ROBINSON

33

CB » 6-1 » 177 » LOUISIANA STATE

7.23.95 » POMPANO BEACH, FL » BLANCHE ELY HS, POMPANO BEACH, FL » 2ND YEAR » ACQUIRED D-4 IN '16

GOLDMINE

- In December of 2015, Robinson partnered with Social Engineers 4 Change (SE4C), a non-profit in his hometown of Pompano Beach, FL, to host the second annual 'Ballin 4 A Cure' Tournament, flag football edition. Proceeds from the 7-on-7 flag football tournament went to asbestos-related cancer awareness and research as well as the Educated Athlete Scholarship Fund.



ROBINSON'S GOLDEN NUGGETS

- One of the phrases Robinson lives by when it comes to football involves what he calls the "five P's of life." When it comes to practice, the "proper preparation prevents poor performance."
- In an effort to give back to his hometown, Robinson partnered with a local non-profit in Pompano Beach, FL, for a 7-on-7 flag football tournament that raised proceeds for cancer awareness.

GOLDMINE (CONTINUED)

- Robinson went to Blanche Ely high school in Pompano Beach, FL, the same school as Arizona Cardinals CB Patrick Peterson. The two have a close relationship and are two of many high-profile football players to come out of the area.



ROBINSON'S CAREER STATISTICS

YEAR	TEAM	GP	GS	TACKLES				YDS	INT	INTERCEPTIONS				PD	FUMBLES		
				TOT	SOL	AST	SACKS			YDS	LG	TD	FF		FR	YDS	
2016	SF	13	6	34	26	8	0.0	0.0	1	0	0	0	8	0	0	0	
TOTALS		13	6	34	26	8	0.0	0.0	1	0	0	0	8	0	0	0	

Milestones:

NFL Debut: vs. LAR (9/12/16); **First Start:** vs. Dal. (10/2/16); **First INT:** at LAR (12/24/16 – QB Jared Goff)

ROBINSON'S CAREER HIGHS

Total Tackles: 5 (2 times) Last at Buf. (10/16/16)

Solo: 5 vs. Dal. (10/2/16)

Assists: 3 at Atl. (12/18/16)

Passes Defended: 3 vs. Dal. (10/2/16)

Interceptions: 1 at LAR (12/24/16)

Long Interception Return: 0 at LAR (12/24/16)

ROBINSON'S TRANSACTIONS

Originally a 4th-round (133rd overall) draft choice by SF in 2016.

2016

- Saw action in 14 games (6 starts) and tallied 34 tackles, 1 INT and 8 PDs.
- Made 5 tackles in his first career start vs. Dal. (10/2) and registered a game-high 3 PDs.
- In the 4th Qtr., intercepted QB Jared Goff with 21 seconds remaining to secure the victory at LAR (12/24), marking the 1st INT of his career.
- Part of a 49ers defense that allowed 177 net yds. (99 rush, 78 pass) at LAR (12/24), the fewest given up by the 49ers defense in a single game since 11/19/12 vs. Chi. (143; 85 rush, 58 pass).

COLLEGE

Appeared in 20 games (8 starts) for the Tigers and tallied 33 tackles, 1.5 TFLs, 1 INT and 4 PDs in his career. In 2014, played in 8 games (6 starts) and recorded 17 tackles, 1.0 TFL and 1 PD. As a freshman, played in 12 games (2 starts) and notched 16 tackles, 0.5 TFL, 1 INT and 3 PDs.

PERSONAL

- Majored in sports administration.
- Attended Blanche Ely (Pompano Beach, FL) HS where he notched 40 tackles and 3 INTs as a senior.
- Born Rashard D. Robinson (7/23/95) in Pompano Beach, FL.

INJURY REPORT

2016: Inactive vs. NO (11/6) and at Arz. (11/13) with a knee injury.

ROBINSON'S GAME-BY-GAME

2016

Date	Opp	W/L	P/S	Tot	Sol	Ast	Sk	Yds	Int	Yds	PD	FF	FR	Yds	
Sep 12	LAR	W	1/0	1	1	0	0.0	0.0	0	0	0	0	0	0	
Sep 18	at Car	L	1/0	1	1	0	0.0	0.0	0	0	0	0	0	0	
Sep 25	at Sea	L	1/0	1	0	1	0.0	0.0	0	0	0	0	0	0	
Oct 2	Dal	L	1/1	5	5	0	0.0	0.0	0	0	3	0	0	0	
Oct 6	Arz	L	1/1	4	3	1	0.0	0.0	0	0	1	0	0	0	
Oct 16	at Buf	L	1/1	5	4	1	0.0	0.0	0	0	0	0	0	0	
Oct 23	TB	L	1/1	3	3	0	0.0	0.0	0	0	0	0	0	0	
Nov 6	NO	L	-	-	-	-	INACTIVE (Knee)		-	-	-	-	-	-	
Nov 13	at Arz	L	-	-	-	-	INACTIVE (Knee)		-	-	-	-	-	-	
Nov 20	NE	L	1/0	1	1	0	0.0	0.0	0	0	0	0	0	0	
Nov 27	at Mia	L	1/0	2	2	0	0.0	0.0	0	0	1	0	0	0	
Dec 4	at Chi	L	1/0	1	1	0	0.0	0.0	0	0	1	0	0	0	
Dec 11	NYJ	L	1/0	1	0	1	0.0	0.0	0	0	0	0	0	0	
Dec 18	at Atl	L	1/0	3	0	3	0.0	0.0	0	0	0	0	0	0	
Dec 24	at LAR	W	1/1	2	1	1	0.0	0.0	1	0	2	0	0	0	
Jan 1	Sea	L	1/1	4	4	0	0.0	0.0	0	0	0	0	0	0	
TOTALS				14/6	34	26	8	0.0	0.0	1	0	8	0	0	0



NICK ROSE

6

K » 6-2 » 190 » TEXAS

5.5.94 » HONOLULU, HI » HIGHLAND PARK HS, DALLAS, TX » 1ST YEAR » ACQUIRED FA IN '17

GOLDMINE

- Rose grew up around an extremely athletic family. His father, Michael, was a track & field athlete and a member of the ski team at West Point, while his mother, Katherine, played tennis at Mount St. Mary's University.
- Well traveled so far throughout his young life, Rose was born in Hawaii, lived in California, Kansas and Missouri before settling in Dallas, TX, where he attended Highland Park high school.
- Known for having a long leg, Rose became a viral sensation in July of 2015, having posted a video of himself kicking an 80-yd. FG with ease at a Texas practice.

2016 (ATLANTA)

- Signed with the Falcons as an undrafted rookie free agent on 5/5.
- Spent training camp with the team prior to being waived on 8/20.

COLLEGE

A four-year kicker at Texas (2012-15), he appeared in all 51 games during his collegiate career. Finished his career with 152 points on 27 of 38 FGAs and 71 of 74 PATs. Also kicked off 281 times with 153 touchbacks, including 91 of 124 in his final 2 seasons (73.4%), as opponents returned just 27 kickoffs. The 12 (2015) and 15 (2014) opponent returned kickoffs were the fewest in the nation in consecutive years. Was one of 13 kickers in UT history with 2-or-more made FGs of 50-or-more yds. Appeared in all 12 games as a senior in 2015, converting on 13 of 17 FGAs, including 9 of his last 10, and 38 of 39 PATs. As a junior in 2014, saw action in all 13 games, converting 44 of his 61 kickoffs into touchbacks, with opponents returning just 15 kickoffs, the fewest in the nation. Made 14 of 21 FGAs that season, including 10 of his last 13. Played in all 13 games in 2013, with 32 of his 75 kickoffs registered as touchbacks. Earned a spot on the team as a former walk-on freshman in 2012, playing in all 13 games as the kickoff specialist. Was a member of the Inaugural Academic All-Big 12 Rookie Team (2012-13).

ROSE'S GOLDEN NUGGETS

- A former walk-on at the University of Texas, Rose became a scholarship player prior to his sophomore season in 2013.
- At the University of Texas, Rose was teammates for four years (2012-15) with 49ers 2017 7th-round draft pick, Adrian Colbert, prior to Colbert transferring to the University of Miami.
- A three-year letterman in both soccer and track, Rose started paying football during his junior year of high school. On the track, he broke the Highland Park 40-yard dash record at 4.42 seconds.

PERSONAL

- Attended Highland Park (Dallas, TX) HS where he started playing football during his junior year. As a senior, recorded 87 kickoffs, including 48 touchbacks, and 19 punts for a 39.47 average.
- Born Nick Michael Rose (5/5/94) in Honolulu, HI.
- Majored in geography with a minor in business.

ROSE'S TRANSACTIONS

Originally signed as an undrafted free agent by Atl. on 5/5/16...Waived by Atl. on 8/20/16...Signed to Reserve/Future contract with SF on 1/18/17.



DEANDRE SMELTER

18

WR » 6-2 » 227 » GEORGIA TECH

12.3.91 » MACON, GA » TATTNALL SQUARE ACADEMY, MACON, GA » 1ST YEAR » ACQUIRED D-4C IN '15

GOLDMINE

- Smelter joined TE Blake Bell as one of two players on the current roster to be drafted in both the National Football League and Major League Baseball. Smelter was selected in the 14th round of the 2010 MLB Draft by the Minnesota Twins, but elected to play collegiately before pursuing his professional career.
- Smelter originally attended Georgia Tech on a baseball scholarship before joining the football team during the summer of 2013. Smelter played baseball at Georgia Tech from 2011-13, where he pitched and played in the outfield. In 2010, he started 15 games in the outfield and one game on the mound for the Yellow Jackets. He allowed just one earned run in 17.1 innings of work on the mound for a team-best 0.52 ERA among regular relievers and also pitched scoreless ball in 13 relief outings.



SMELTER'S GOLDEN NUGGETS

- Joined Georgia Tech's football team during the summer of 2013 and earned his way to a Second-Team All-ACC selection as a senior wide receiver.
- Originally attended Georgia Tech on a baseball scholarship after helping Tattnall Square Academy HS win two state titles. He was named an Aflac All-American in 2009 and a Louisville Slugger All-American in 2010 during his time at Tattnall.
- Smelter was a well-recognized multi-sport prospect, as he was named Georgia Independent Schools Associated Player of the Year in football in 2008-09 in addition to earning the award for basketball in 2008 and 2010.

GOLDMINE (CONTINUED)

- Despite spending time as both a football and baseball player at Tech, Smelter saw quick success on the gridiron as each of his first two receptions went for touchdowns at Georgia Tech.

SMELTER'S CAREER STATISTICS

YEAR	TEAM	GP	GS	NO	RECEIVING				ATT	YDS	RUSHING				
					YDS	AVG	LG	TD			AVG	LG	TD		
2015	SF	-	-	-	RESERVE/NON-FOOTBALL INJURY							-	-	-	-
2016	SF	2	0	1	23	23.0	23	0	0	0	-	-	-		
TOTALS		2	0	1	23	23.0	23	0	0	0	-	-	0		

Milestones:

NFL Debut: at LAR (12/24/16); **First Reception:** vs. Sea. (11/1/17 – 23-yd. pass from QB Colin Kaepernick)

SMELTER'S CAREER HIGHS

Receptions: 1 vs. Sea. (1/1/17)

Receiving Yards: 23 vs. Sea. (1/1/17)

Long Reception: 23 vs. Sea. (1/1/17)

SMELTER'S TRANSACTIONS

Originally the third of three 4th-round (132nd overall) draft choices by SF in 2015...Placed on the Reserve/Non-Football Injury List on 8/31/15...Waived/Injured by SF on 9/3/16...Signed to SF practice squad on 10/18/16...Promoted to SF active roster on 12/20/16.

2016

- Appeared in 2 games and registered 1 recept. for 23 yds.

2015

- Spent the entire season on the Reserve/Non-Football Injury List.

COLLEGE

Played in 25 games (20 starts) and registered 56 receipts. for 1,060 yds. (18.9 avg.) and 11 TDs. As a senior, earned Second-Team All-ACC honors where he started all 12 games in which he appeared and notched 35 receipts. for 715 yds. (20.4 avg.) and 7 TDs. In 2013, played in 13 games (8 starts) and tallied 21 receipts. for 345 yds. (16.4 avg.) and 4 TDs. Also recorded 11 PRs for 124 yds. and 5 KORs for 65 yds.

SMELTER'S GAME-BY-GAME

2016

Date	Opp	W/L	P/S	Rec	Yds	Avg	Lg	TD
SIGNED TO SF PRACTICE SQUAD ON 10/18								
Oct 23	TB	L	-		PRACTICE SQUAD	-	-	-
Nov 6	NO	L	-		PRACTICE SQUAD	-	-	-
Nov 13	at Arz	L	-		PRACTICE SQUAD	-	-	-
Nov 20	NE	L	-		PRACTICE SQUAD	-	-	-
Nov 27	at Mia	L	-		PRACTICE SQUAD	-	-	-
Dec 4	at Chi	L	-		PRACTICE SQUAD	-	-	-
Dec 11	NYJ	L	-		PRACTICE SQUAD	-	-	-
Dec 18	at Atl	L	-		PRACTICE SQUAD	-	-	-
PROMOTED TO SF ACTIVE ROSTER ON 12/20								
Dec 24	at LAR	W	1/0	0	0	-	-	0
Jan 1	Sea	L	1/0	1	23	23.0	23	0
TOTALS			1/0	1	23	23.0	23	0

PERSONAL

- Graduated with a degree in management.
- Attended Tattnall Square Academy (Macon, GA), where he was a three sport athlete (football, baseball and basketball).
- Played four different positions in High School (QB, RB, WR, S). Was named all-state in 2007 and 2008, as well as GISA player of the year in 2008 and 2009. Holds Tattnall Square single-season record for INTs, and career records for INTs and rec. yds.
- Four-year letter winner and two-year captain in baseball. Named Louisville Slugger All-American in 2010 and Aflac All-American in 2009. Led Tattnall Square to state title in 2008 and 2009. Earned all-region and all-state honors in three-straight years (2008-2010). Named *Macon Telegraph* Player of the Year in 2008 and 2010. Threw two no-hitters in his career, one as a junior and one as a senior.
- In basketball, was named Georgia Independent Schools Association (GISA) Player of the Year in 2008 and 2010, while earning all-state honors from 2007-10.
- His father, Vincent, played basketball at Eastern Illinois.
- Born DeAndre Tremaine Smelter (12/3/91) in Macon, GA.

INJURY REPORT

2015: Placed on the Reserve/Non-Football Injury List on 8/31.



MALCOLM SMITH

51

LB » 6-0 » 225 » SOUTHERN CALIFORNIA

7.5.89 » NORTHRIDGE, CA » TAFT HS, WOODLAND HILLS, CA » 7TH YEAR » ACQUIRED FA IN '17

AWARDS & HONORS

2013: Super Bowl XLVIII MVP

CAREER HIGHLIGHTS

- As a member of the Seattle Seahawks, earned Super Bowl XLVIII MVP honors vs. Den (2/2/14 - Super Bowl XLVIII) after totaling 9 tackles, a 69-yd. INT return for a TD, 1 FR and 1 special teams tackle.

GOLDMINE

- Smith and his brother, former NFL WR Steve Smith, founded The Smith Bros. P.L.A.Y. Foundation (Practice Listen Apply Yourself) as a non-profit organization that aims to make a positive impact on youth through education and sports. In 2015, the brothers held their first youth football camp and family fun carnival at their alma mater, Taft High School in Woodland Hills, CA. Other events the Foundation has held include a "Shark-tank" style event called "The 500 Challenge," where under-served Bay Area youth and startup founders teamed up to see who can best pitch their company as well as a Superbowling Fundraiser to raise money for their foundation.



SMITH'S GOLDEN NUGGETS

- Founded the Smith Bros. P.L.A.Y. Foundation with his brother, former NFL WR Steve Smith, which aims to make a positive impact on youth through education and sports.
- His brother, Steve, was a 2006 All-American wide receiver at USC, who lettered four years with the Trojans (2003-06). Steve played for the New York Giants, Philadelphia Eagles and St. Louis Rams during his six-year NFL career.
- Led the Oakland Raiders in tackles in each of his two seasons (2015-16), including a career-high 143 tackles in 2015.
- Earned Super Bowl XLVIII MVP honors and was a key member in helping the Seattle Seahawks earn back-to-back Super Bowl appearances in 2013 and 2014.



SMITH'S CAREER STATISTICS

YEAR	TEAM	GP	GS	TACKLES					INTERCEPTIONS					FUMBLES			
				TOT	SOL	AST	SACKS	YDS	INT	YDS	LG	TD	PD	FF	FR	YDS	
2011	SEA	12	0	5	5	0	1.0	8.0	0	0	–	0	0	0	0	0	0
2012	SEA	16	3	17	9	8	0.0	0.0	0	0	–	0	2	0	0	0	
2013	SEA	15	8	50	30	20	1.0	8.0	2	69	37t	1	4	1	0	0	
2014	SEA	14	5	33	24	9	0.0	0.0	0	0	–	0	1	2	0	0	
2015	OAK	16	16	143	98	45	4.0	22.0	1	27	27	0	6	2	0	0	
2016	OAK	15	14	115	87	28	0.0	0.0	1	0	0	0	3	2	1	0	
TOTALS		88	46	363	253	110	6.0	38.0	4	96	37t	1	16	7	1	0	

PLAYOFFS

YEAR	TEAM	GP	GS	TACKLES					INTERCEPTIONS					FUMBLES		
				TOT	SOL	AST	SACKS	YDS	INT	YDS	LG	TD	PD	FF	FR	YDS
2012	SEA	2	0	4	4	0	0.0	0.0	0	0	–	0	0	0	0	0
2013	SEA	3	2	22	12	10	0.0	0.0	2	69	69t	1	2	0	1	7
2014	SEA	3	0	1	0	1	0.0	0.0	0	0	–	0	0	0	0	0
2016	OAK	1	1	3	3	0	0.0	0.0	0	0	–	0	2	0	0	0
TOTALS		9	3	30	19	11	0.0	0.0	2	69	69t	1	4	0	1	7

Additional Statistics:

Special Teams Tackles: Regular Season – 24: 2011 (11); 2012 (5); 2013 (4); 2014 (4); **Postseason – 3:** 2012 (2); 2013 (1)

Special Teams Forced Fumbles – 1: 2011 (1)

Special Teams Fumble Recoveries – 1: 2012 (1)

Punt Blocks – 1: 2012 (1)

Milestones:

NFL Debut: at SF (9/11/11); **First Career Start:** at Chi. (12/2/12); **First FR:** Regular Season – at SD (12/18/16 – RB Kenneth Farrow); Postseason – at Den. (2/2/14 – WR Demaryius Thomas); **First FF:** at Hou. (9/29/13 – RB Ben Tate); **First Sack:** vs. Bal. (11/13/11 – QB Joe Flacco); **First INT:** Regular Season – vs. Arz. (12/22/13 – QB Carson Palmer); Postseason – vs. SF (1/19/13 – QB Colin Kaepernick); **First INT Return for a TD:** Regular Season – vs. StL (12/29/13 – QB Kellen Clemens); Postseason – at Den. (2/2/14 – QB Peyton Manning)

SMITH'S CAREER HIGHS

Total Tackles: Regular Season – 14 vs. SD (12/24/15); Postseason – 9 (2 Times) Last at Den. (2/2/14)

Solo: Regular Season – 11 (2 times) Last vs. SD (12/24/15); Postseason – 5 (2 times) Last at Den. (2/2/14)

Assists: Regular Season – 6 vs. Arz. (12/22/13); Postseason – 4 (2 times) Last at Den. (2/2/14)

Passes Defensed: Regular Season – 2 (3 times) Last at Jax. (10/23/16); Postseason – 2 at Hou. (1/7/17)

Fumble Recoveries: Regular Season – 1 at SD (12/18/16); Postseason – 1 at Den. (2/2/14)

Forced Fumbles: 1 (7 times) Last vs. Ind. (12/24/16)

Sacks: 1.0 (6 times) Last at Det. (11/22/15)

Interceptions: Regular Season – 1 (4 times) Last vs. Hou. (11/21/16); Postseason – 1 (2 times) Last at Den. (2/2/14)

Interception Yards: Regular Season – 37t vs. StL (12/29/13); Postseason – 69t at Den. (2/2/14)

Long Interception Return: Regular Season – 37t vs. StL (12/29/13); Postseason – 69t at Den. (2/2/14)

Interception Returns For TD: Regular Season – 37t vs. StL (12/29/13); Postseason – 69t at Den. (2/2/14)

SMITH'S TRANSACTIONS

Originally a 7th-round (242nd overall) draft choice by Sea. in 2011...Signed a two-year deal with Oak. on 3/11/15...Signed five-year deal with SF on 3/10/17.

2016 (OAKLAND)

- Saw action in 15 games (14 starts) and led the team with 115 tackles, 3 PDs, 2 FFs, 1 FR and 1 INT.
- Registered 7 tackles and 1 FF at TB (10/30), forcing the ball loose from Buccaneers TE Cameron Brate.
- Recorded 10 tackles and 1 INT vs. Hou. (11/21), intercepting Texans QB Brock Osweiler.
- Totaled 5 tackles and his first career FR at SD (12/18), recovering a fumble of Chargers RB Kenneth Farrow.

2015 (OAKLAND)

- Started all 16 games and led the team with a career-high 143 tackles. Ranked second on the team with 4.0 sacks and added 6 PDs, 2 FFs and 1 INT.
- Recorded 8 tackles and 1.0 sack at Cle. (9/27), taking down Browns QB Josh McCown.
- Totaled 5 tackles and 1.0 sack vs. Den. (10/11), taking down Broncos QB Peyton Manning.
- Registered 13 tackles, 2 PDs, 1.0 sack and 1 INT at SD (10/25), intercepting Chargers QB Philip Rivers and returning it 27 yds.
- Recorded a career-high 14 tackles vs. SD (12/14).

2014 (SEATTLE)

- Appeared in 14 games (5 starts) and registered 33 tackles, 2 FFs and 1 PD.
- Recorded 10 solo tackles and 1 FF at StL (10/19), stripping the ball away from Rams RB Tre Mason.
- Notched his second-consecutive game with a FF at Car. (10/26), knocking the ball loose from Panthers TE Ed Dickson.

2013 (SEATTLE)

- Appeared in 15 games (8 starts) and recorded 50 tackles, 4 PDs, 2 INTs and 1.0 sack.
- Registered 8 tackles, 1 PD and 1.0 sack at Arz. (10/17).
- Totaled 8 tackles and 1 INT vs. Arz. (12/22), intercepting Cardinals QB Carson Palmer and returning it 32 yds.
- Recorded an INT for the second consecutive game vs. StL (12/29), intercepting Rams QB Kellen Clemens and returning it 37 yds. for a TD.
- Started and totaled 9 tackles vs. NO (1/11/14 - NFC - D).
- Started and recorded 4 tackles and 1 INT vs. SF (1/19/14 - NFC - C), registering the INT on a tipped pass in the end zone to seal the victory.
- Earned Super Bowl XLVIII MVP honors vs. Den (2/2/14 - Super Bowl XLVIII) after totaling 9 tackles, a 69-yd. INT return for a TD, 1 FR and 1 special teams tackle.

2012 (SEATTLE)

- Saw action in all 16 games (3 starts) and recorded 17 tackles and 2 PDs.
- Blocked a punt from Dallas P Chris Jones vs. Dal. (9/16), leading to a recovery in the end zone for a touchdown.
- Recorded 3 tackles on defense and recovered a fumble on special teams vs. Arz. (12/9).

2011 (SEATTLE)

- Saw action in 12 games and totaled 5 tackles and 1.0 sack.
- Registered 2 tackles and his first career sack vs. Bal. (11/13), taking down Ravens QB Joe Flacco for an 8-yd. loss.

COLLEGE

Appeared in 47 games during his four-year career at USC and totaled 174 tackles, 2 INTs, 1.0 sack and 2 defensive TDs. Played in 11 games as a senior and registered 78 tackles, 1.0 sack and a 74-yd. INT return for a TD. Saw action in 10 games (9 starts) in 2009 and ranked second on the team with 72 tackles, 3 PDs, 1 FF and a 62-yd. INT return for a TD. Registered 18 tackles while appearing in all 13 games as a sophomore. Saw action all 13 games as a freshman and recorded 6 tackles and 1 FF.

PERSONAL

- Majored in economics at the University of Southern California.
- Attended Taft (Woodland Hills, CA) HS, where he registered 31 tackles, 10.0 sacks and 4 FRs on defense while adding 919 rushing yds. and 15 TDs on offense despite missing half the season with a leg injury.
- Born Malcolm Xavier Smith (7/5/89) in Northridge, CA.

INJURY REPORT

- 2011:** Inactive at Pit. (9/18) and at NYG (10/9) with a hamstring injury. Inactive two games [vs. SF (12/24) and at Arz. (1/1/12)] with a concussion.
- 2013:** Inactive vs. Jax. (9/22) with a hamstring injury.
- 2014:** Inactive two games [vs. Oak. (11/2) and vs. NYG (11/9)] with a groin injury.

SMITH'S GAME-BY-GAME

2015 (Oakland)

Date	Opp	W/L	P/S	Tot	Sol	Ast	Sk	Yds	Int	Yds	PD	FF	FR	Yds
Sep 13	Cin	L	1/1	10	6	4	0.0	0.0	0	0	0	0	0	0
Sep 20	Bal	W	1/1	12	7	5	0.0	0.0	0	0	0	0	0	0
Sep 27	at Cle	W	1/1	8	6	2	1.0	5.0	0	0	1	0	0	0
Oct 4	at Chi	L	1/1	10	6	4	0.0	0.0	0	0	0	0	0	0
Oct 11	Den	L	1/1	5	3	2	1.0	8.0	0	0	1	0	0	0
Oct 25	at SD	W	1/1	13	11	2	1.0	9.0	1	27	2	0	0	0
Nov 1	NYJ	W	1/1	8	6	2	0.0	0.0	0	0	0	0	0	0
Nov 8	at Pit	L	1/1	6	3	3	0.0	0.0	0	0	0	0	0	0
Nov 15	Min	L	1/1	10	7	3	0.0	0.0	0	0	0	0	0	0
Nov 22	at Det	L	1/1	5	4	1	1.0	0.0	0	0	0	0	0	0
Nov 29	at Ten	W	1/1	10	8	2	0.0	0.0	0	0	2	0	0	0
Dec 6	KC	L	1/1	6	4	2	0.0	0.0	0	0	0	1	0	0
Dec 13	at Den	W	1/1	12	8	4	0.0	0.0	0	0	0	0	0	0
Dec 20	GB	L	1/1	8	5	3	0.0	0.0	0	0	0	0	0	0
Dec 24	SD	W	1/1	14	11	3	0.0	0.0	0	0	0	1	0	0
Jan 3	at KC	L	1/1	6	3	3	0.0	0.0	0	0	0	0	0	0
TOTALS			16/16	143	98	45	4.0	22.0	1	27	6	2	0	0

2016 (Oakland)

Date	Opp	W/L	P/S	Tot	Sol	Ast	Sk	Yds	Int	Yds	PD	FF	FR	Yds
Sep 11	at NO	W	1/1	8	4	4	0.0	0.0	0	0	0	0	0	0
Sep 18	Atl	L	1/1	8	6	2	0.0	0.0	0	0	0	0	0	0
Sep 25	at Ten	W	1/1	6	4	2	0.0	0.0	0	0	0	0	0	0
Oct 2	at Bal	W	1/1	7	6	1	0.0	0.0	0	0	0	0	0	0
Oct 9	SD	W	-	-	-	-	-	-	-	-	-	-	-	-
Oct 16	KC	L	1/0	4	2	2	0.0	0.0	0	0	0	0	0	0
Oct 23	at Jax	W	1/1	7	6	1	0.0	0.0	0	0	2	0	0	0
Oct 30	at TB	W	1/1	7	6	1	0.0	0.0	0	0	0	1	0	0
Nov 6	Den	W	1/1	8	8	0	0.0	0.0	0	0	0	0	0	0
Nov 21	Hou	W	1/1	10	9	1	0.0	0.0	1	0	1	0	0	0
Nov 27	Car	W	1/1	7	4	3	0.0	0.0	0	0	0	0	0	0
Dec 4	Buf	W	1/1	7	4	3	0.0	0.0	0	0	0	0	0	0
Dec 8	at KC	L	1/1	9	7	2	0.0	0.0	0	0	0	0	0	0
Dec 18	at SD	W	1/1	5	4	1	0.0	0.0	0	0	0	0	1	0
Dec 24	Ind	W	1/1	9	8	1	0.0	0.0	0	0	0	1	0	0
Jan 1	at Den	L	1/1	13	9	4	0.0	0.0	0	0	0	0	0	0
TOTALS			15/14	115	87	28	0.0	0.0	1	0	3	2	1	0

2016 Postseason (Oakland)

Date	Opp	W/L	P/S	Tot	Sol	Ast	Sk	Yds	Int	Yds	PD	FF	FR	Yds
Jan 7	at Hou	L	1/1	3	3	0	0.0	0.0	0	0	2	0	0	0
TOTALS			1/1	3	3	0	0.0	0.0	0	0	2	0	0	0



JOE STALEY


74

T » 6-5 » 315 » CENTRAL MICHIGAN

8.30.84 » ROCKFORD, MI » ROCKFORD HS, ROCKFORD, MI » 11TH YEAR » ACQUIRED D-1B IN '07

AWARDS & HONORS

- 2011:** AP All-Pro Second Team, NFC Pro Bowl, Madden Most Valuable Protectors Award (Week 5), All-NFC West Offense by ESPN's Mike Sando
- 2012:** AP Second-Team All-Pro, NFC Pro Bowl selection (Starter), 2012 Madden Most Valuable Protectors Award, Madden Most Valuable Protectors Award (Week 5), Madden Most Valuable Protectors Award (Week 7), Madden Most Valuable Protectors Award (Week 12)
- 2013:** AP Second-Team All-Pro, Pro Bowl, PFWA All-NFL Team
- 2014:** Pro Bowl, Bobb McKittrick Award
- 2015:** Pro Bowl, Bobb McKittrick Award, 49ers Art Rooney Sportsmanship Award Representative
- 2016:** 49ers Art Rooney Sportsmanship Award Representative



STALEY'S GOLDEN NUGGETS

- His last name is pronounced STAY-lee.
- One of eight finalists for the annual Art Rooney Sportsmanship Award in both 2015 and 2016, presented annually to the NFL player who best demonstrates the qualities of on-field sportsmanship, including fair play, respect for the game and opponents, and integrity in competition.
- During the 2015 offseason, he and his teammates invited Anthony Pineda, a 13-year-old who battled Leukemia, to be a "Captain for the Day" as part of ESPN's "My Wish" program.
- In 2015, Staley was selected as the Bobb McKittrick Award winner for the second consecutive season, which is given annually to the 49ers offensive lineman who best represents the courage, intensity and sacrifice displayed by the longtime offensive line coach, during his 21 years of service to the 49ers. The award was established by the 49ers in 1999, and is voted on by the offensive line.

CAREER HIGHLIGHTS


- Became the first 49ers rookie O-Lineman to start every single game in a season since Cas Banaszek (1968-77), who started all 14 contests in 1968.
- Was 1 of only 3 NFL rookies (former 49ers LB Patrick Willis and Browns LT Joe Thomas) to line up for every single snap in 2007, and was 1 of 35 NFL players overall to accomplish the feat out of 1,898 total players.
- Recovered a fumble for a TD [vs. NYJ (12/7/08)], becoming the 6th offensive lineman in 49ers history to register a TD.

GOLDMINE

- In July of 2016, Staley, along with fellow NFL players, appeared on ABC's Family Feud as part of "Celebrity Family Feud." He was part of a team that competed on the iconic game show to win up to \$25,000 for charity. On the show, he was teammates with Pierre Garçon, and the two are now teammates on the field with the 49ers in 2017.

GOLDMINE (CONTINUED)

- Entering his sophomore season at Central Michigan, Staley and the football program experienced a coaching change. New head coach Brian Kelly and offensive line coach Jeff Quinn asked him to make the switch to offensive tackle. He agreed and the transformation began where he began to wake up at 2 a.m. to consume a 2,000 calorie weight-gaining shake and would work out twice a day to prepare his body for its new life in the trenches. In the first offseason, Staley added 20 pounds to his lean frame. By the time he was a senior, he reached 290 pounds and went on to become the first Chippewa to be drafted in the first round of the NFL Draft.
- In 2013, Joe was an ambassador for San Francisco's first Electric Run, a 5K race that benefits Smile Train, the world's largest cleft lip and palate charity. The race, which was held at Candlestick Park, raised \$10,000 for Smile Train and more than 8,000 people participated in the event.
- Prior to Super Bowl 50 at Levi's Stadium, Staley gave away a pair of tickets and a signed game-worn jersey to single father Johnel Spivey and his seven-year-old daughter, Jordan. Spivey, 54, had been on dialysis three days a week for the previous six years. Despite surgery, he avoided pain medication so he could stay focused on his daughter's needs.



STALEY'S CAREER STATISTICS

GAMES/STARTS – 143/143; 2007 (16/16); 2008 (16/16); 2009 (9/9); 2010 (9/9); 2011 (16/16); 2012 (16/16); 2013 (16/16); 2014 (16/16); 2015 (16/16); 2016 (13/13)

POSTSEASON GAMES/STARTS – 8/8; 2011 (2/2); 2012 (3/3); 2013 (3/3)

Additional Statistics:

Touchdowns – 1: 2008 [FR in endzone vs. NYJ (12/7/08)]

Receptions – 2: 2011 [17–yd. pass from QB Alex Smith vs. Cle. (10/30/11)]; 2013 [14–yd. pass from QB Colin Kaepernick at Arz. (12/29/13)]

Fumble Recoveries – 6: 2007 (1), 2008 (1), 2009 (2), 2012 (1); 2015 (1)

Milestones:

NFL Debut: vs. Arz. (9/10/07); **First Start:** vs. Arz. (9/10/07); **First Reception:** vs. Cle. (10/30/11 – 17–yd. pass from QB Alex Smith); **First FR:** vs. NYJ (12/7/08 – WR Jason Hill); **First FR Returned for a TD:** vs. NYJ (12/7/08 – recovered WR Jason Hill fumble in the end zone); **100th Career Start:** vs. Chi. (9/14/14)

STALEY'S TRANSACTIONS

Originally the second of two 1st–round (28th overall) draft choices by SF in 2007...Signed a six–year extension through 2017 on 6/4/09...Signed a two–year extension through 2019 on 7/17/14.

2016

- Started all 13 games in which he appeared at LT.
- Part of an offensive line group that helped the 49ers offense rush for 150 yds. and 3 TDs on 42 carries and did not allow a sack on 35 atts. by QB Blaine Gabbert vs. LAR (9/12).
- Helped the 49ers offense rush for a season-high 193 yds. on 25 atts. (7.7 avg.) at Mia. (11/27). The team's 7.7 avg. yds. per carry was the highest by the 49ers offense since 12/20/14 vs. SD [355 yds. on 40 atts. (8.9 avg.)]. Additionally, the team's 193 yds. on the ground were the most since 9/14/15 vs. Min. (230 yds.).

2015

- Part of an offensive line group that helped the team rush for 230 total yds. vs. Min. (9/14), the most in franchise history during a season opening game. The O-Line helped pave the way for RB Carlos Hyde as he rushed for a NFL Week 1-high of 168 yds. and 2 TDs.
- The 49ers offensive line did not allow a sack on 25 atts. by QB Blaine Gabbert vs. Atl. (11/8), as the team rushed for 133 yds. It marked the first time the 49ers did not allow a sack in a game since 10/13/14 at StL (36 atts.).

2014

- Started his 100th game with the 49ers vs. Chi. (9/14), becoming the 20th offensive lineman in franchise history to have played in 100-or-more games.
- Helped pave the way for the 49ers offense to rush for a season-high 218 yds. on 42 atts. (5.2 avg.) vs. Phi. (9/28). Also helped the 49ers offense hold the ball for 42:17, which was the highest time of possession for the team since 11/20/11 vs. Arz. (44:16).
- Part of an O-Line that led the way for the team to rush for a franchise record 355 yds. vs. SD (12/20). The 355 rushing yds. are the most by any team in the NFL since 11/4/07 (Min. - 378 yds. rushing vs. SD).

2013

- Was part of an offensive line that helped amass the 2nd most total net yds. on opening day in 49ers franchise history with 494 yds. (404 passing yds. and 90 rushing yds.) vs. GB (9/8).
- Helped pave the way for 219 net yds. rushing at StL (9/26). It marked the first time the 49ers had three different RBs score a rushing TD in the same game since 12/2/01 vs. Buf. (Garrison Hearst, Fred Beasley and Paul Smith).
- The offensive line did not allow a sack on 17 total atts. by QB Colin Kaepernick and QB Colt McCoy at Jax. (10/27). The last time the 49ers did not allow a sack was 11/25/12 at NO. The 49ers also rushed for 221 yds. and 4 TDs on 38 carries at Jax., the most rushing yds. in a game by the team during the 2013 season. The 4 rushing TDs tied for the most by any team in a game in the NFL in 2013.
- Provided great running lanes for the offense to gain 199 rushing yds. on 30 atts. vs. Atl. (12/23). The 6.6 yds. per carry avg. was team's highest in any game during the 2013 season. It also marked just the second time in the season that the team had three players rush for over 50 yds. (Gore - 97; Kaepernick - 51; Hunter - 51).
- Staley hauled in his 2nd career receipt. on a 14-yd. pass from QB Colin Kaepernick at Arz. (12/29). His first career receipt. was on 10/30/11 vs. Cle. (17 yds.).

2012

- Staley and the 49ers O-Line won the 2012 Madden Most Valuable Protectors Award, recognizing the best O-Line in the NFL.
- The 49ers were 1 of just 3 teams to have the same 5 starting offensive linemen for every game in 2012 (Was. & NYJ).
- Paved the way as the team rushed for a season-high 245 yds. on 44 carries as 9 different players carried the ball at NYJ (9/30).
- Helped the 49ers offense set a team record with 621 total yds. (311 rushing, 310 passing) vs. Buf. (10/7), surpassing the 49ers previous franchise record of 598 vs. Buf. (9/13/92). San Francisco became the first team in NFL history to post 300-or-more yds. rushing and passing in the same game.
- Staley and the 49ers offensive line did not allow a sack on 25 pass attempts by QB Colin Kaepernick at NO (11/25). The performance earned the O-Line the Madden Most Valuable Protectors Award for Week 12.
- Part of offensive line vs. GB (1/12/13 - NFC-D) that helped the 49ers become the first team in NFL history to ever have 2, 100-yd. rushers [QB Colin Kaepernick (181 yds. rushing), RB Frank Gore (119 yds. rushing)] and one, 100-yd. receiver [WR Michael Crabtree (119 yds. receiving)] in a playoff game in NFL history.
- Against the Packers, San Francisco amassed 579 total yds. of offense (323 rushing and 256 passing), setting a new single-game postseason franchise record. The previous record was 537 yds. (211 rushing and 326 passing) vs. Mia. (1/20/85) in Super Bowl XIX. The 49ers rushed for 323 yds. on the night, setting the franchise single-game postseason rushing record. The previous rushing record was also set in Super Bowl XIX (211 yds.).
- Staley and the 49ers offense became the first team in Super Bowl history to have a 300-yd. passer, a 100-yd. rusher and 2, 100-yd. receivers in a single game. QB Colin Kaepernick threw for 302 yds., RB Frank Gore added 110 yds. rushing, WR Michael Crabtree tallied 109 rec. yds. and TE Vernon Davis recorded 104 rec. yds vs. Bal. (2/3/13).

2011

- Part of an offensive line that helped pave the way for RB Frank Gore to gain 100-plus rushing yds. in 5 consecutive games, setting a new franchise record.
- Staley and the 49ers offensive line did not allow a sack on 20 pass atts. by QB Alex Smith vs. Sea. (9/11).
- Helped 49ers accumulate 442 yds. of offense in come-from-behind victory at Phi. (10/2), which included 164 yds. on the ground.
- Staley and the offensive line were awarded the Madden Most Valuable Protectors Award for Week 5. They helped the 49ers offense rush for 213 yds. on the ground while not allowing a sack vs. TB (10/9).
- Supported the 49ers offense in rushing for 203 yds. at Det. (10/16), marking the first time the team rushed for over 200 yds. in back-to-back games (10/9 vs. TB, 213 yds.) since 12/6/98 at Car. (236 yds.) and 12/14/98 vs. Det. (328 yds.).
- Hauled in his first career receipt. for 17-yds. vs. Cle. (10/30). Staley became the first 49ers offensive lineman to record a receipt. since C/G Chris Dalman (11/20/95 at Mia.) and ties G Guy McIntyre for the longest receipt. by an offensive lineman in franchise history (17 yds. on 9/18/88 vs. Atl.).
- Helped the 49ers offense hold the ball for 44:16 while not allowing a sack vs. Arz. (11/20), marking the highest time of possession for the team since 11/3/02 at Oak. (44:33 - 49ers 23, Raiders 20).

2010

- Started the first 9 games of the season at LT before suffering a fractured fibula vs. StL (11/14).
- Part of an offensive line that did not allow a sack on 32 pass atts. by QB Alex Smith vs. NO (9/20).
- Part of an offensive line that did not allow a sack on 19 pass atts. by QB Troy Smith vs. Den. (10/31).

2009

- Helped the team rush for a season-high 246 yds. vs. Sea. (9/20).
- Suffered a quad contusion at Min. (9/27), marking the first time in his career that he missed an offensive play.

2008

- Started all 16 games at LT and was the only 49ers player to line up for every single snap.
- Was part of an O-Line that did not allow a sack at Arz. (11/10), breaking an NFL record 31-game streak by the Cardinals defense with at least one sack.
- Recorded first NFL TD on a fumble recovery following a WR Jason Hill 6-yd. reception vs. NYJ (12/7).

2007

- Started all 16 games at RT for 49ers after beating out T Kwame Harris for the position in training camp. Played every single snap on offense as a rookie.

COLLEGE

Played in 46 games (39 starts) at Central Michigan and helped team produce a 1,000-yd. rusher in three of his four seasons (2003-05). Arrived on Central Michigan's campus as a 225-pound tight end in 2003, but developed into one of the elite offensive tackles in collegiate game. Recorded fastest 40-yd. dash time (4.7) of any offensive lineman at 2007 NFL Combine. Consensus First-Team All-MAC choice as one of three team captains as a senior, starting all 14 games at LT and helping team rank 22nd in nation with 245.9 passing yds. per game. First-Team All-MAC selection as a junior as he moved to LT and started 11 games. Shifted to RT as a sophomore during preseason and started 11 games as the Chippe-was averaged 395.5 yds. per game. Played in team's final 11 games with 4 starts at TE as a freshman and posted 11 receipts. for 130 yds. with 1 TD.

PERSONAL

- Attended Rockford (MI) HS, where he lettered twice in both football and track.
- Caught 24 passes for 559 yds. with 7 TDs as a senior TE.
- Set three school records in track: 200-meters (21.9), 4x100m (42.5) and 4x200m (1:27) relay teams.
- Placed 6th in state for 200m to earn all-state honors as team finished 4th in state finals in 4x100m, 2nd in 4x200m and 6th in 4x400m.
- Joe credits his family for making him the man he is today. "I have a very close-knit family. All of the values and things they've done to make me the man I am today, I attribute to them. They taught me at a young age and gave me a great upbringing." He also credits his high school coach, Ralph Munger, for teaching him about football and how to play it the right way.
- Joe and his wife, Carrie, have two daughters, Grace and Audrey.
- Born Joe Andrew Staley (8/30/84) in Rockford, MI.

INJURY REPORT

- 2009:** Missed 7 games [vs. Ten. (11/8), vs. Chi. (11/12), at GB (11/22), vs. Jax. (11/29), at Sea. (12/6), vs. Arz. (12/14) and at StL (1/3)] with a knee injury suffered at Ind. (11/1).
- 2010:** Suffered a fractured fibula vs. StL (11/14) and was inactive the remainder of the season.
- 2016:** Inactive 3 games [vs. NYJ (12/11), at Atl. (12/18) and at LAR (12/24)] with a hamstring injury.



VINNIE SUNSERI

40

S » 6-0 » 210 » ALABAMA

9.27.93 » TUSCALOOSA, AL » NORTHRIDGE HS, TUSCALOOSA, AL » 4TH YEAR » ACQUIRED FA IN '16

GOLDMINE

- Sunseri participated in numerous community service events to give back to the Louisiana community during his time with the New Orleans Saints. In June of 2015, he took part in former teammate Tim Lelito's charity softball game to raise money for the "Get Checked or Check Out" foundation and the Team Gleason Foundation. In October of 2014, Sunseri and former Saints teammates helped donate and install more than \$20,000 worth of exercise and game-room equipment to Hispanic Apostolate, a local youth program as part of the 16th Annual NFL-United Way Hometown Huddle.
- Sunseri grew up in a football family. His father, Sal, has 31 years of experience coaching college and NFL football and is currently in his third year as the linebackers coach for the Oakland Raiders. Sal was the assistant head coach and linebackers coach at Alabama while Sunseri was in school in 2011. Sunseri's brother, Tino, played quarterback for the Saskatchewan Roughriders of the CFL (2013-15) and is currently an offensive quality control coach at Florida State.

SUNSERI'S GOLDEN NUGGETS

- His last name is pronounced sun-SERRY.
- Originally a draft pick of the New Orleans Saints, saw action in 9 games and recorded 5 tackles during the 2014 season.
- Was teammates with 49ers DL Quinton Dial at Alabama (2011-12), where they earned back-to-back BCS National Championships.

SUNSERI'S CAREER STATISTICS

YEAR	TEAM	GP	GS	TACKLES					INTERCEPTIONS					FUMBLES			
				TOT	SOL	AST	SACKS	YDS	INT	YDS	LG	TD	PD	FF	FR	YDS	
2014	NO	9	0	5	3	2	0.0	0.0	0	0	-	0	0	0	0	0	0
2015	NO	-	-	-	-	INJURED RESERVE (Knee)			-	-	-	-	-	-	-	-	-
2016	SF	6	0	4	3	1	0.0	0.0	0	0	-	0	0	0	0	0	
TOTALS		15	0	9	6	3	0.0	0.0	0	0	-	0	0	0	0	0	

Additional Statistics:

Special Teams Tackles – 9: 2014 (6); 2016 (3)

Milestones:

NFL Debut: at Atl. (9/7/14)

SUNSERI'S CAREER HIGHS

Total Tackles: 4 at Atl. (12/18/16)

Assists: 1 (3 times) Last at Atl. (12/18/16)

Solo: 3 at Atl. (12/18/16)

SUNSERI'S TRANSACTIONS

Originally a 5th-round (167th overall) draft choice by NO in 2014...Placed on the Injured Reserve List on 11/12/14...Waived/Injured by NO on 9/1/15...Placed on the Injured Reserve List on 9/2/15...Waived by NO on 4/25/16...Signed by NE on 7/24/16...Waived by NE on 9/3/16...Signed to NE practice squad on 9/6/16...Released by NE on 10/24/16...Signed to SF practice squad on 11/1/16...Promoted to SF active roster on 11/22/16.

2016 (SAN FRANCISCO)

- Saw action in 6 games and registered 4 tackles on defense and 3 special teams tackles.

2015 (NEW ORLEANS)

- Placed on the Injured Reserve List on 9/2 where he spent the entire season.

2014 (NEW ORLEANS)

- Appeared in 9 games, totaling 5 tackles on defense and 6 special teams tackles.

COLLEGE

Appeared in 34 games (14 starts) during his three-year career at Alabama and totaled 105 tackles, 12 PDs, 4 INTs, 1.5 sacks, 3 FRs and 1 FF. Started the first seven games of 2013 and registered 20 tackles, 6 PDs and 2 INTs returned for TDs before suffering a season ending injury. Saw action in 14 games in 2012, recording 54 tackles, 1.5 sacks, 3 PDs and 2 INTs. Named to the SEC All-Freshman team in 2011 where he appeared in 13 games and registered 31 tackles and 1 PD.

PERSONAL

- Majored in business management at Alabama.
- Attended Northridge (Tuscaloosa, AL) HS, where he recorded 144 tackles, 3 INTs, 4 FRs and 2 TDs as a senior while being named a first-team ASWA all-state selection and an ASWA Super 12 selection.
- Born Vinnie Salvatore Sunseri (9/27/93) in Pittsburgh, PA.

INJURY REPORT

- 2014:** Placed on the Injured Reserve List on 11/12 with an arm injury.
- 2015:** Placed on the Injured Reserve List on 9/2 with a knee injury.

SUNSERI'S GAME-BY-GAME

2014 (New Orleans)

Date	Opp	W/L	P/S	Tot	Sol	Ast	Sk	Yds	Int	Yds	PD	FF	FR	Yds
Sep 7	at Atl	L	1/0	0	0	0	0.0	0.0	0	0	0	0	0	0
Sep 14	at Cle	L	1/0	2	1	1	0.0	0.0	0	0	0	0	0	0
Sep 21	Min	W	1/0	0	0	0	0.0	0.0	0	0	0	0	0	0
Sep 28	at Dal	L	1/0	0	0	0	0.0	0.0	0	0	0	0	0	0
Oct 5	TB	W	1/0	0	0	0	0.0	0.0	0	0	0	0	0	0
Oct 19	at Det	L	1/0	0	0	0	0.0	0.0	0	0	0	0	0	0
Oct 26	GB	W	1/0	0	0	0	0.0	0.0	0	0	0	0	0	0
Oct 30	at Car	W	1/0	1	0	1	0.0	0.0	0	0	0	0	0	0
Nov 9	SF	L	1/0	2	2	0	0.0	0.0	0	0	0	0	0	0
PLACED ON INJURED RESERVE (Arm) ON 11/12														
TOTALS			9/0	5	3	2	0.0	0.0	0	0	0	0	0	0

2016

Date	Opp	W/L	P/S	Tot	Sol	Ast	Sk	Yds	Int	Yds	PD	FF	FR	Yds	
SIGNED TO SF PRACTICE SQUAD ON 11/1															
Nov 6	NO	L	-	PRACTICE SQUAD				-	-	-	-	-	-	-	-
Nov 13	at Arz	L	-	PRACTICE SQUAD				-	-	-	-	-	-	-	-
Nov 20	NE	L	-	PRACTICE SQUAD				-	-	-	-	-	-	-	-
PROMOTED TO SF ACTIVE ROSTER ON 11/22															
Nov 27	at Mia	L	1/0	0	0	0	0.0	0.0	0	0	0	0	0	0	
Dec 4	at Chi	L	1/0	0	0	0	0.0	0.0	0	0	0	0	0	0	
Dec 11	NYJ	L	1/0	0	0	0	0.0	0.0	0	0	0	0	0	0	
Dec 18	at Atl	L	1/0	4	3	1	0.0	0.0	0	0	0	0	0	0	
Dec 24	at LAR	W	1/0	0	0	0	0.0	0.0	0	0	0	0	0	0	
Jan 1	Sea	L	1/0	0	0	0	0.0	0.0	0	0	0	0	0	0	
TOTALS			6/0	4	3	1	0.0	0.0	0	0	0	0	0	0	



JAQUISKI TARTT

29

S » 6-1 » 221 » SAMFORD

2.12.92 » MOBILE, AL » W.P. DAVIDSON HS, MOBILE, AL » 3RD YEAR » ACQUIRED D-2 IN '15

AWARDS & HONORS

2015: Thomas Herrion Memorial Award

GOLDMINE

- Tartt's young football career has been heavily influenced by his family. He played his first year of organized football in 2009 at Davidson HS in Mobile, AL, to honor his grandfather, Alfred Lewis, who passed away during the summer before his senior year. "The football coaches and my friends wanted me to come out and play, and he really wanted me to play. I really wanted to play again ever since he passed away, so I do this in his memory." Additionally, Jaquiski chose to attend Samford University at the urging of his mother, a traveling nurse who wanted to go there herself because of their pharmacy program.



- Drafted by the 49ers in the second round of the 2015 NFL Draft, Tartt reunited with best friend and former high school teammate DB Jimmie Ward. Both products of Davidson High School in Mobile, AL, the pair won the Class 6A Region 1 football championship as the school's starting safeties in 2009.

TARTT'S GOLDEN NUGGETS

- His first name is pronounced juh-KWAH-skee.
- Teamed with Next Level Football Camp for his inaugural camp in his hometown of Mobile, AL, on July 9, 2016. The goal of the camp was to allow one day of football training to impact the other 364 days of the year by participants being partnered with a mentor/coach from the camp.
- Named the 49ers Thomas Herrion Memorial Award winner for the 2015 season. The award, as voted on by the coaches, was established in 2005 by 49ers owners Denise and John York and is presented to a rookie or first-year player who best represents the dream of Thomas Herrion.
- Became the sixth player selected in the NFL Draft in Samford school history and holds the distinction of being the first player drafted in the second round or higher.
- Reunited with high school teammate and 2014 49ers 1st round pick DB Jimmie Ward. Both are products of Davidson HS in Mobile, AL. The pair won the Class 6A Region 1 football championship as the school's starting safeties in 2009.

GOLDMINE (CONTINUED)

- While visiting his hometown of Mobile during his youth football camp in July of 2016, Tartt was given the key to the city. "If anybody would have told me I would be getting a key to the city of Mobile, I'd have thought they were crazy. It's a wonderful feeling."
- A two-time All-American and All-Southern Conference selection, Tartt was the first player in Samford school history to be invited to play in the Reese's Senior Bowl. Just the sixth player selected in the NFL draft in school history, Jaquiski holds the distinction of being the first player drafted in the second round or higher from Samford University.

TARTT'S CAREER STATISTICS

YEAR	TEAM	GP	GS	TACKLES				YDS	INT	YDS	INTERCEPTIONS			PD	FUMBLES		
				TOT	SOL	AST	SACKS				LG	TD	FF		FR	YDS	
2015	SF	15	8	66	57	9	2.0	22.0	1	25	25	0	3	1	0	0	
2016	SF	15	6	61	38	23	1.0	10.0	0	0	–	0	3	0	0	0	
TOTALS		30	14	127	95	32	3.0	32.0	1	25	25	0	6	1	0	0	

Additional Statistics:

Special Teams Tackles – 14: 2015 (1); 2016 (13)

Milestones:

NFL Debut: vs. Min. (9/14/15); **First Sack:** vs. Min. (9/14/15 – QB Teddy Bridgewater); **First Start:** at StL (11/1/15); **First FF:** at StL (11/1/15 – WR Tavon Austin); **First INT:** at Cle. (12/12/15 – QB Johnny Manziel)

TARTT'S CAREER HIGHS

Total Tackles: 13 vs. NYJ (12/11/16)

Solo: 9 (2 times) Last vs. NYJ (12/11/16)

Assists: 4 (3 times) Last at LAR (12/24/16)

Passes Defensed: 2 vs. Atl. (11/8/15)

Forced Fumbles: 1 at StL (11/1/15)

Interceptions: 1 at Cle. (12/13/15)

Interception Yards: 25 at Cle. (12/13/15)

Long Interception Return: 25 at Cle. (12/13/15)

Sacks: 1.0 (3 times) Last vs. NYJ (12/11/16)

TARTT'S TRANSACTIONS

Originally a 2nd-round (46th overall) draft choice by SF in 2015...Placed on the Active/Non-Football Injury List on 7/31/16...Activated from the Active/Non-Football Injury List on 8/6/16.

2016

- Appeared in 15 games (6 starts) and registered 61 tackles, 1.0 sack and 3 PDs.
- Recorded a career-high 13 tackles and 1.0 sack vs. NYJ (12/11), taking down QB Bryce Petty for a 10-yd. loss to mark his first sack of the season and third of his career.
- Part of a 49ers defense that allowed 177 net yds. (99 rush, 78 pass) at LAR (12/24), the fewest given up by the 49ers defense in a single game since 11/19/12 vs. Chi. (143; 85 rush, 58 pass).

2015

- Appeared in 15 games (7 starts) and registered 66 tackles, 2.0 sacks, 1 INT and 3 PDs during his rookie season.
- Made his NFL debut vs. Min. (9/14) and recorded his first career sack, taking down Vikings QB Teddy Bridgewater for a 14-yd. loss.
- Made the first start of his NFL career at StL (11/1), and registered his first career FF, knocking the ball loose from Rams WR Tavon Austin in the 1st quarter.
- Registered a career-high 10 tackles and 1.0 sack at Chi. (12/6), bringing down Bears QB Jay Cutler for his 2nd career sack.
- Recorded the first INT of his career and 1 PD at Cle. (12/13), intercepting former Browns QB Johnny Manziel and returning it 25-yds.

COLLEGE

Played in 44 games and totaled 277 tackles, 6 INTs, 20 PDs and 6.5 TFLs in his career. As a senior, named to the American Football Coaches Association FCS All-America team and Second-Team AP All-America team. Also named First-Team All-SoCon. Finished second on the team with 62 tackles, 1 INT, 1 PD and 3.0 TFLs. In 2013, named First-Team All-SoCon and Second-Team All-America. Started 12 games and registered 98 tackles, 1 INT and 9 PDs. As a sophomore, earned First-Team All-America and First-Team All-SoCon honors. Led the team with 94 tackles, 4 INTs and 10 PDs. In 2011, played in 10 games and recorded 23 tackles. Redshirted in 2010.

PERSONAL

- Majored in geography.
- Attended W.P. Davidson (Mobile, AL) HS where he did not play organized football until his senior year. Tallied 72 tackles during the season, including 2 INTs, 5 PDs, 1 FF and 1 FR.
- Also participated in basketball and was named to the *Mobile Press-Register* High School Basketball All-Academic Team.
- Played high school football with 49ers DB Jimmie Ward at Davidson HS.

INJURY REPORT

- 2015:** Inactive vs. StL (1/3/16) with a knee injury.
- 2016:** Inactive at Buf. (10/16) with a quad injury.

TARTT'S GAME-BY-GAME

2015														2016																	
Date	Opp	W/L	P/S	Tot	Sol	Ast	Sk	Yds	Int	Yds	PD	FF	FR	Yds	Date	Opp	W/L	P/S	Tot	Sol	Ast	Sk	Yds	Int	Yds	PD	FF	FR	Yds		
Sep 14	Min	W	1/0	4	4	0	1.0	14.0	0	0	0	0	0	0	Sep 12	LAR	W	1/0	1	1	0	0.0	0.0	0	0	0	0	0	0	0	
Sep 20	at Pit	L	1/0	0	0	0	0.0	0.0	0	0	0	0	0	0	Sep 18	at Car	L	1/0	3	2	1	0.0	0.0	0	0	0	0	0	0	0	
Sep 27	at Arz	L	1/0	1	1	0	0.0	0.0	0	0	0	0	0	0	Sep 25	at Sea	L	1/0	2	1	1	0.0	0.0	0	0	0	0	0	0	0	
Oct 4	GB	L	1/0	0	0	0	0.0	0.0	0	0	0	0	0	0	Oct 2	Dal	L	1/0	4	3	1	0.0	0.0	0	0	0	0	0	0	0	
Oct 11	at NYG	L	1/0	3	3	0	0.0	0.0	0	0	0	0	0	0	Oct 6	Arz	L	1/0	5	3	2	0.0	0.0	0	0	1	0	0	0	0	
Oct 18	Bal	W	1/0	4	3	1	0.0	0.0	0	0	0	0	0	0	Oct 16	at Buf	L	—	—	—	INACTIVE (Quad)	—	—	—	—	—	—	—	—	—	
Oct 22	Sea	L	1/0	9	6	3	0.0	0.0	0	0	0	0	0	0	Oct 23	TB	L	1/0	2	1	1	0.0	0.0	0	0	0	0	0	0	0	0
Nov 1	at StL	L	1/1	8	6	2	0.0	0.0	0	0	0	1	0	0	Nov 6	NO	L	1/0	1	1	0	0.0	0.0	0	0	1	0	0	0	0	
Nov 8	Atl	W	1/1	4	3	1	0.0	0.0	0	0	2	0	0	0	Nov 13	at Arz	L	1/0	0	0	0	0.0	0.0	0	0	0	0	0	0	0	0
Nov 22	at Sea	L	1/1	8	7	1	0.0	0.0	0	0	0	0	0	0	Nov 20	NE	L	1/0	2	1	1	0.0	0.0	0	0	0	0	0	0	0	
Nov 29	Arz	L	1/1	5	5	0	0.0	0.0	0	0	0	0	0	0	Nov 27	at Mia	L	1/1	3	2	1	0.0	0.0	0	0	0	0	0	0	0	0
Dec 6	at Chi	W	1/1	10	9	1	1.0	8.0	0	0	0	0	0	0	Dec 4	at Chi	L	1/1	5	1	4	0.0	0.0	0	0	0	0	0	0	0	0
Dec 13	at Cle	L	1/1	7	7	0	0.0	0.0	1	25	1	0	0	0	Dec 11	NYJ	L	1/1	13	9	4	1.0	10.0	0	0	0	0	0	0	0	0
Dec 20	Cin	L	1/1	1	1	0	0.0	0.0	0	0	0	0	0	0	Dec 18	at Atl	L	1/1	9	7	2	0.0	0.0	0	0	0	0	0	0	0	0
Dec 27	at Det	L	1/1	2	2	0	0.0	0.0	0	0	0	0	0	0	Dec 24	at LAR	W	1/1	7	3	4	0.0	0.0	0	0	0	0	0	0	0	0
Jan 3	StL	W	—	—	—	—	INACTIVE (Knee)	—	—	—	—	—	—	—	Jan 1	Sea	L	1/1	4	3	1	0.0	0.0	0	0	1	0	0	0	0	
TOTALS			15/8	66	57	9	2.0	22.0	1	25	3	1	0	0	TOTALS			15/6	61	38	23	1.0	10.0	0	0	3	0	0	0	0	



JOHN THEUS

71

OL » 6-6 » 303 » GEORGIA

1.19.94 » JACKSONVILLE, FL » THE BOLLES SCHOOL, JACKSONVILLE, FL » 2ND YEAR » ACQUIRED D-5B IN '16

AWARDS & HONORS

2016: 49ers Community Relations Rookie Service Award

GOLDMINE

- In 2013, Theus took a mission trip to Haiti during spring break with his brother, Nathan, and Georgia teammates, Preston Mobley and Hugh Williams. In the morning, they worked in a village painting and tilling the land and led Bible study in the afternoon. On being in Haiti three years after a devastating earthquake Theus said, "It definitely makes you count your blessings. It was fun to go over there and help whatever way I could."
- Theus' brother, Nathan, played long snapper at Georgia (2012-15) and the two were born 18-months apart.



2016

- Appeared in the final 4 games of the season and made his first NFL start at RT at LAR (12/24).

THEUS' GOLDEN NUGGETS

- In 2013, Theus took a mission trip to Haiti during spring break where he worked in a village and led Bible study.
- Theus' brother, Nathan, played long snapper at Georgia (2012-15) and the two went through the NFL Draft process together in 2016.

COLLEGE

Played in 53 games (48 starts) for the Bulldogs. As a senior, started all 13 games and was voted the Bulldogs overall team captain and also won one of four Coaches' Leadership Awards. Also earned First-Team All-SEC honors. In 2014, started all 13 games and earned AP Honorable Mention All-SEC honors as the offensive led the SEC in rushing (257.8 yds. per game). As a sophomore, played in 13 games (8 starts) and was part of an offense that ranked 2nd in the SEC in passing. In 2012, was named to *The Sporting News* All-America Freshman Team. Started all 14 games and became just the third true freshman to start at tackle in a season opener for Georgia since freshmen became eligible in 1973. Also named to the SEC First Year Academic Honor Roll.

PERSONAL

- Majored in human development & family science.
- Attended The Bolles School (Jacksonville, FL) and earned 2011 *USA Today* First-Team All-America honors.
- Helped lead Bolles to the FHSAA state titles in 2009 and 2011, as well as an undefeated season and district title in 2010.
- Also competed in shot put and discuss on the track and field team.
- His brother, Nathan, was the long snapper for Georgia (2012-15).
- Born John Bailey Theus (1/19/94) in Jacksonville, FL.

THEUS' CAREER STATISTICS


GAMES/STARTS – 4/1; 2016 (4/1)

Milestones:

NFL Debut: vs. NYJ (12/11/16); **First Start:** at LAR (12/24/16)

THEUS' TRANSACTIONS

Originally the second of three 5th-round (145th overall) draft choices by SF in 2016.



JIMMIE WARD

25

DB » 5-11 » 193 » NORTHERN ILLINOIS

7.18.91 » MOBILE, AL » W.P. DAVIDSON HS, MOBILE, AL » 4TH YEAR » ACQUIRED D-1 IN '14

AWARDS & HONORS

2015: Hazeltine Iron Man Award

GOLDMINE

- Growing up in Mobile, AL, Ward knew when to separate himself from others in his neighborhood. Said Ward, "From where I come from, the neighborhood that I grew up in, a lot of people don't make it out. There's a lot of stuff. They either flunk out of school, end up having a child so they have to drop out of school and raise that child, or end up going to jail. It really just made me want to do something more than what my peers were doing." Ward would later surround himself with positive influences.
- Ward's family is no stranger to professional athletics. He is the cousin of former NBA player, Caron Butler. Butler, 10 years older than Ward, watched him grow up in Racine, WI, prior to Ward's move to Mobile, AL.
- While playing youth football, Ward went by the nickname 'Neko' and was teammates with former Alabama QB AJ McCarron with the Mobile Youth Football's Municipal Raiders. He played linebacker for the team that won multiple Youth Bowl Championships in Mobile.



WARD'S GOLDEN NUGGETS

- Named the 49ers Hazeltine Iron Man Award winner for the 2015 season. The award is named for former linebacker Matt Hazeltine, a 13-year performer who played more seasons at linebacker than any other 49ers player. Known for his durability and dedication, Hazeltine passed away in 1987 from ALS, and Bill Walsh established the award in his honor that year. The award is given annually to the most courageous and inspirational defensive player as voted upon by the defensive coaches.
- On the day he was selected by the 49ers in the 1st round of the 2014 NFL Draft, drove three hours to New Orleans to purchase a new purse for his mother's birthday. He said, "I never really bought her anything expensive, because you're a kid. Growing up you would write a card, color a card or just buy a card or simple flowers. That's the most I ever did. She likes purses, so I just decided to get her a purse. It really didn't matter how much it cost, you just wanted to see that smile." His act of generosity shows his true character. "I'm not a selfish person. I just like to see and make other people smile too. It makes me feel better as a person."
- Was best friends growing up with 49ers 2015 2nd round draft pick, S Jaquiski Tartt. The two were teammates at W.P. Davidson High School in Mobile, AL.

WARD'S CAREER STATISTICS

YEAR	TEAM	GP	GS	TACKLES					YDS	INTERCEPTIONS				FUMBLES		
				TOT	SOL	AST	SACKS	INT		YDS	LG	TD	PD	FF	FR	YDS
2014	SF	8	0	23	17	6	0.0	0.0	0	0	-	0	2	0	0	0
2015	SF	16	8	65	51	14	1.0	9.0	1	29	29t	1	5	0	0	0
2016	SF	11	10	64	49	15	1.0	7.0	1	8	-	0	12	0	0	0
TOTALS		35	18	152	117	35	2.0	16.0	2	37	29t	1	19	0	0	0

Additional Statistics:

Special Teams Tackles – 9: 2014 (3); 2015 (4); 2016 (2)

Special Teams Forced Fumbles – 1: 2016 (1)

Special Teams Fumble Recoveries – 1: 2016 (1)

Milestones:

NFL Debut: at Dal. (9/7/14); **First Start:** vs. Min. (9/14/15); **First INT:** at Chi. (12/6/15 – QB Jay Cutler); **First INT Returned for a TD:** at Chi. (12/6/15 – QB Jay Cutler); **First Sack:** vs. Cin. (12/20/15 – QB AJ McCarron)

WARD'S CAREER HIGHS

Total Tackles: 12 vs. NYJ (12/11/16)

Solo: 9 vs. NYJ (12/11/16)

Assists: 3 (4 times) Last vs. NYJ (12/11/16)

Sacks: 1.0 (2 times) Last vs. NYJ (12/11/16)

Interceptions: 1 (2 times) Last vs. NYJ (12/11/16)

Interception Yards: 29t at Chi. (12/6/15)

Passes Defensed: 4 at Arz. (11/13/16)

WARD'S TRANSACTIONS

Originally a 1st-round (30th overall) draft choice by SF in 2014...Placed on the Injured Reserve List on 11/15/14...Placed on the Injured Reserve List on 12/20/16.

2016

- Appeared in 11 games (10 starts) and recorded 64 tackles, 1.0 sack, 1 INT and a career-high 12 PDs before being placed on the Injured Reserve List on 12/20 with a shoulder injury.
- Registered 9 tackles and a career-high 4 PDs at Arz. (11/13).
- Recorded his first career special teams forced fumble and fumble recovery at Chi. (12/4), knocking the ball loose from WR Deonte Thompson on a kickoff return. It marks the second consecutive year that he has registered a takeaway in Chicago [29-yd. INT return for TD at Chi. (12/6/15)].
- Totaled a career-high 12 tackles, 1 INT, 1.0 sack and 3 PDs vs. NYJ (12/11). On the opening possession of the game, intercepted QB Bryce Petty and returned it 8 yds., marking his first INT of the year and second of his career. In the 2nd Qtr., sacked Petty for a 7-yd. loss, his first sack of the season and second of his career. With 1 INT and 1.0 sack, he became the first 49er to record an INT and a sack in the same game since LB NaVorro Bowman at Arz. (12/29/13 - 1 INT and 1.0 sack).

2015

- Saw action in all 16 games with a career-high 8 starts and set new single-season highs with 65 tackles, 1 INT, 5 PDs and 1.0 sack.
- Intercepted Bears QB Jay Cutler and returned it 29 yds. for a TD, marking his first career INT and first career TD at Chi. (12/6).
- Registered 7 tackles and added his first career sack vs. Cin. (12/20), brining down Bengals QB AJ McCarron for a 9-yd. loss.
- Set a career high with 8 tackles vs. StL (1/3/16) and added 1 PD.

2014

- Played in 8 games and registered 23 tackles and 2 PDs.

COLLEGE

Played in 55 games (39 starts - 12 at CB and 27 at S) and totaled 320 tackles, 11 INTs, including 1 returned for a TD, 2.0 sacks, 4 FFs, 1 FR, 26 PDs, 6 TFLs and 4 blocked kicks for the Huskies. As a senior, Ward ranked 7th in the nation with 7 INTs, en route to earning Second-Team All-America and First-Team All-MAC honors. Started all 14 games at safety, and recorded a team-high 95 tackles, while adding 1.0 sack, 2.5 TFLs and led the conference with 10 PDs. In 2012, earned Third-Team All-America honors from the NFL Draft Report and was a First-Team All-MAC selection. Notched a career-high 104 tackles to lead the Huskies defense, and added 3 INTs, 1 FF, 11 PDs and 1 TFL. As a sophomore, earned Second-Team All-MAC honors, and played in 14 games, starting 12 at CB. Registered 100 tackles, 1.0 sack, 1 INT, 1 FF, 4 PDs and 2.5 TFLs. As a true freshman, saw action in all 14 games, tallied 21 tackles, 1 FF, 1 PD and blocked a school-record 3 punts. Named NIU's 2010 Special Teams Player of the Year and Freshman of the Year.

PERSONAL

- Majored in general studies at Northern Illinois.
- Attended W.P. Davidson (Mobile, AL) HS where he was selected as an honorable mention Class 6A All-State defensive back by the Alabama Sportswriters Association as a senior.
- Also named to the Moblie Press Register's All-Region 4A-6A team following his junior and senior years.
- Born Jimmie Neko Suave Ward (7/18/91) in Racine, WI.

INJURY REPORT

- 2014:** Inactive at Den. (10/19) with a quadricep injury. Placed on the Injured Reserve List on 11/15 with a foot injury.
- 2016:** Inactive 3 games [vs. Dal. (10/2), vs. Arz. (10/6) and at Buf. (10/16)] with a quadricep injury. Placed on the Injured Reserve List on 12/20 with a shoulder injury.

WARD'S GAME-BY-GAME

2014													2016																
Date	Opp	W/L	P/S	Tot	Sol	Ast	Sk	Yds	Int	Yds	PD	FF	FR	Yds	Date	Opp	W/L	P/S	Tot	Sol	Ast	Sk	Yds	Int	Yds	PD	FF	FR	Yds
Sep 7	at Dal	W	1/0	2	1	1	0.0	0.0	0	0	0	0	0	0	Sep 12	LAR	W	1/1	2	2	0	0.0	0.0	0	0	2	0	0	0
Sep 14	Chi	L	1/0	4	2	2	0.0	0.0	0	0	0	0	0	0	Sep 18	at Car	L	1/1	11	8	3	0.0	0.0	0	0	0	0	0	0
Sep 21	at Arz	L	1/0	3	2	1	0.0	0.0	0	0	2	0	0	0	Sep 25	at Sea	L	1/1	1	1	0	0.0	0.0	0	0	1	0	0	0
Sep 28	Phi	W	1/0	3	3	0	0.0	0.0	0	0	0	0	0	0	Oct 2	Dal	L	-	-	-	-	INACTIVE (Quad)	-	-	-	-	-	-	-
Oct 5	KC	W	1/0	3	2	1	0.0	0.0	0	0	0	0	0	0	Oct 6	Arz	L	-	-	-	-	INACTIVE (Quad)	-	-	-	-	-	-	-
Oct 13	at StL	W	1/0	4	4	0	0.0	0.0	0	0	0	0	0	0	Oct 16	at Buf	L	-	-	-	-	INACTIVE (Quad)	-	-	-	-	-	-	-
Oct 19	at Den	L	-	-	-	-	INACTIVE (Quad)	-	-	-	-	-	-	-	Oct 23	TB	L	1/0	3	3	0	0.0	0.0	0	0	0	0	0	0
Nov 2	StL	L	1/0	1	1	0	0.0	0.0	0	0	0	0	0	0	Nov 6	NO	L	1/1	6	5	1	0.0	0.0	0	0	1	0	0	0
Nov 9	at NO	W	1/0	3	2	1	0.0	0.0	0	0	0	0	0	0	Nov 13	at Arz	L	1/1	9	6	3	0.0	0.0	0	0	4	0	0	0
PLACED ON INJURED RESERVE (Foot) ON 11/15													Nov 20	NE	L	1/1	6	6	0	0.0	0.0	0	0	1	0	0	0		
TOTALS			8/0	23	17	6	0.0	0.0	0	0	2	0	0	0	Nov 27	at Mia	L	1/1	5	3	2	0.0	0.0	0	0	0	0	0	0

2015														
Date	Opp	W/L	P/S	Tot	Sol	Ast	Sk	Yds	Int	Yds	PD	FF	FR	Yds
Sep 14	Min	W	1/1	3	1	2	0.0	0.0	0	0	0	0	0	0
Sep 20	at Pit	L	1/0	1	1	0	0.0	0.0	0	0	0	0	0	0
Sep 27	at Arz	L	1/0	0	0	0	0.0	0.0	0	0	0	0	0	0
Oct 4	GB	L	1/1	5	3	2	0.0	0.0	0	0	1	0	0	0
Oct 11	at NYG	L	1/0	7	7	0	0.0	0.0	0	0	0	0	0	0
Oct 18	Bal	W	1/0	4	4	0	0.0	0.0	0	0	0	0	0	0
Oct 22	Sea	L	1/0	4	2	2	0.0	0.0	0	0	0	0	0	0
Nov 1	at StL	L	1/1	3	2	1	0.0	0.0	0	0	0	0	0	0
Nov 8	Atl	W	1/1	7	7	0	0.0	0.0	0	0	1	0	0	0
Nov 22	at Sea	L	1/0	3	3	0	0.0	0.0	0	0	0	0	0	0
Nov 29	Arz	L	1/0	5	4	1	0.0	0.0	0	0	1	0	0	0
Dec 6	at Chi	W	1/0	3	1	2	0.0	0.0	1	29t	0	0	0	0
Dec 13	at Cle	L	1/1	3	2	1	0.0	0.0	0	0	0	0	0	0
Dec 20	Cin	L	1/1	7	6	1	1.0	9.0	0	0	1	0	0	0
Dec 27	at Det	L	1/1	2	2	0	0.0	0.0	0	0	0	0	0	0
Jan 3	StL	W	1/1	8	6	2	0.0	0.0	0	0	1	0	0	0
TOTALS			16/8	65	51	14	1.0	9.0	1	29	5	0	0	0

2016															
Date	Opp	W/L	P/S	Tot	Sol	Ast	Sk	Yds	Int	Yds	PD	FF	FR	Yds	
Sep 12	LAR	W	1/1	2	2	0	0.0	0.0	0	0	2	0	0	0	
Sep 18	at Car	L	1/1	11	8	3	0.0	0.0	0	0	0	0	0	0	
Sep 25	at Sea	L	1/1	1	1	0	0.0	0.0	0	0	1	0	0	0	
Oct 2	Dal	L	-	-	-	-	INACTIVE (Quad)	-	-	-	-	-	-	-	
Oct 6	Arz	L	-	-	-	-	INACTIVE (Quad)	-	-	-	-	-	-	-	
Oct 16	at Buf	L	-	-	-	-	INACTIVE (Quad)	-	-	-	-	-	-	-	
Oct 23	TB	L	1/0	3	3	0	0.0	0.0	0	0	0	0	0	0	
Nov 6	NO	L	1/1	6	5	1	0.0	0.0	0	0	1	0	0	0	
Nov 13	at Arz	L	1/1	9	6	3	0.0	0.0	0	0	4	0	0	0	
Nov 20	NE	L	1/1	6	6	0	0.0	0.0	0	0	1	0	0	0	
Nov 27	at Mia	L	1/1	5	3	2	0.0	0.0	0	0	0	0	0	0	
Dec 4	at Chi	L	1/1	7	4	3	0.0	0.0	0	0	0	0	0	0	
Dec 11	NYJ	L	1/1	12	9	3	1.0	7.0	1	8	3	0	0	0	
Dec 18	at Atl	L	1/1	2	2	0	0.0	0.0	0	0	0	0	0	0	
PLACED ON INJURED RESERVE (Shoulder) ON 12/20															
TOTALS				11/10	64	49	15	1.0	7.0	1	8	12	0	0	0



DEKODA WATSON

97

LB » 6-2 » 245 » FLORIDA STATE

3.3.88 » AIKEN, SC » SOUTH AIKEN HS, AIKEN, SC » 8TH YEAR » ACQUIRED FA IN '17

AWARDS & HONORS

2012: NFC Special Teams Player of the Month (November)

CAREER HIGHLIGHTS

- As a member of the Tampa Bay Buccaneers, earned NFC Special Teams Player of the Month for November of 2012 after recording two special teams tackles and a punt block vs. SD (11/11) and recovering a fumble on special teams at Car. (11/18).
- Has led his team in special teams tackles twice during his career, recording 19 special teams tackles with Tampa Bay in 2010 and 11 special teams tackles with Denver in 2016.

GOLDMINE

- Dedicated to giving back to his hometown community of Aiken County, SC, Watson created the Koda's Kids



Foundation to provide opportunities for success for underprivileged youth. Founded in 2012, Koda's Kids aims to give back through the awards of scholarships, the promotion of education and strong work ethic, the encouragement of health and fitness, football fundamentals and safety, and the teaching of life skills and positive character traits. Each year, Koda's Kids provides a scholarship to one student from each of the seven high schools in Aiken County and surrounding areas as well as holds a football and cheerleading camp to promote physical fitness and education. For more information on Koda's Kids Foundation, visit www.kodaskids.org.

WATSON'S GOLDEN NUGGETS

- Founded the Koda's Kids Foundation in 2012 to provide opportunities for underprivileged youth in his hometown of Aiken, SC.
- Has made his name as a special teams ace, leading the Tampa Bay Buccaneers with 19 special teams tackles in 2010 and the Denver Broncos with 11 special teams tackles in 2016.

GOLDMINE (CONTINUED)

- An avid outdoorsman, Watson thoroughly enjoys hunting deer and boar, among other animals. In addition to hunting, he often goes fishing. After mastering line fishing, he moved onto fly fishing in 2016.



WATSON'S CAREER STATISTICS

YEAR	TEAM	GP	GS	TACKLES					INTERCEPTIONS					FUMBLES		
				TOT	SOL	AST	SACKS	YDS	INT	YDS	LG	TD	PD	FF	FR	YDS
2010	TB	15	1	17	12	5	0.0	0.0	0	0	–	0	2	0	0	0
2011	TB	14	2	20	13	7	1.0	7.0	0	0	–	0	3	1	1	7t
2012	TB	16	0	2	2	0	0.0	0.0	0	0	–	0	0	0	0	0
2013	TB	15	3	37	29	8	2.0	12.0	1	0	0	0	1	1	0	0
2014	JAX/DAL	10	1	8	3	5	0.0	0.0	0	0	–	0	0	0	0	0
2015	NE	3	0	0	0	0	0.0	0.0	0	0	–	0	0	0	0	0
2016	DEN	16	0	6	5	1	1.0	7.0	0	0	–	0	0	1	0	0
TOTALS		89	7	90	64	26	4.0	26.0	1	0	0	0	6	3	1	7t

PLAYOFFS

YEAR	TEAM	GP	GS	TACKLES					INTERCEPTIONS					FUMBLES		
				TOT	SOL	AST	SACKS	YDS	INT	YDS	LG	TD	PD	FF	FR	YDS
2014	DAL	2	0	0	0	0	0.0	0.0	0	0	–	0	0	0	0	0
2015	NE	2	0	1	0	1	0.0	0.0	0	0	–	0	0	0	0	0
TOTALS		4	0	1	0	1	0.0	0.0	0	0	–	0	0	0	0	0

Additional Statistics:

Special Teams Tackles: Regular Season – 54: 2010 (19); 2011 (4); 2012 (7); 2013 (5); 2014 (6); 2015 (2); 2016 (11); Postseason – 1: 2015 (1)

Special Teams Fumble Recoveries – 3: 2012 (2); 2013 (1)

Punt Blocks – 3: 2012 (2); 2013 (1)

Milestones:

NFL Debut: vs. Cle. (9/12/10); **First Start:** vs. Car. (11/14/10); **First Sack:** vs. Atl. (9/25/11 – QB Matt Ryan); **First FF:** vs. Atl. (9/25/11 – QB Matt Ryan); **First FR:** vs. Dal. (12/17/11 – QB Tony Romo); **First FR Returned for a TD:** vs. Dal. (12/17/11 – QB Tony Romo); **First INT:** vs. NO (9/15/13 – QB Drew Brees)

WATSON'S CAREER HIGHS

Total Tackles: 11 vs. SF (12/15/13)

Solo: 9 vs. SF (12/15/13)

Assists: 5 (2 times) Last at Was. (9/14/14)

Passes Defensed: 1 (6 times) Last vs. NO (9/15/13)

Forced Fumbles: 1 (3 times) Last vs. Oak. (1/1/17)

Fumble Recoveries: 1 vs. Dal. (12/17/11)

Sacks: 1.0 (4 times) Last vs. Oak. (1/1/17)

Interceptions: 1 vs. NO (9/15/13)

Interception Yards: 0 vs. NO (9/15/13)

Long Interception Return: 0 vs. NO (9/15/13)

WATSON'S TRANSACTIONS

Originally a 7th-round (217th overall) draft choice by TB in 2010...Signed by Jax. on 3/12/14...Waived by Jax. on 11/11/14...Signed by Dal. on 11/14/14...Waived by Dal. on 5/8/15...Signed by NE on 5/12/15...Waived by NE on 8/31/15...Signed by NE on 9/16/15...Released by NE on 9/30/15...Signed by NE on 12/29/15...Signed by Den. on 5/16/16...Signed a three-year deal with SF on 3/17/17.

2016 (DENVER)

- Appeared in all 16 games for the second time in his career and led the team with 11 special teams tackles while adding 6 tackles, 1.0 sack and 1 FF on defense.
- Recorded 3 tackles, 1.0 sack and 1 FF vs. Oak. (1/1/17), registering a strip-sack of Raiders QB Connor Cook.

2015 (NEW ENGLAND)

- Appeared in 3 regular season games, recording 2 special teams tackles. Saw action in both postseason contests and registered 1 tackle on defense and 1 tackle on special teams.

2014 (JACKSONVILLE/DALLAS)

- Saw action in 10 games (1 start) with Jax. and Dal. and totaled 8 tackles on defense and 6 tackles on special teams.
- Appeared in 9 games with Jax. and recorded 8 tackles before being waived on 11/11.
- Signed by Dal. on 11/14 and started 1 game in the regular season while seeing action in both postseason contests.

2013 (TAMPA BAY)

- Saw action in 15 games (3 starts) and recorded career highs in tackles (37) and sacks (2.0) while adding 1 INT, 1 PD and 1 FF. Added 5 tackles, 1 FR and 1 blocked punt on special teams.
- Registered 3 tackles and 1.0 sack at NYJ (9/8), taking down Jets QB Geno Smith for an 11-yd. loss.
- Notched the first INT of his career vs. NO (9/15), picking off Saints QB Drew Brees.
- Recorded the third blocked punt of his career vs. Atl. (11/17).
- Totaled a career-high 11 tackles vs. SF (12/15).

2012 (TAMPA BAY)

- Appeared in all 16 games for the first time in his career and registered 2 tackles on defense and 7 tackles on special teams.
- Earned NFC Special Teams Player of the Month for November after recording two special teams tackles and a punt block vs. SD (11/11) and recovering a fumble on special teams at Car. (11/18).
- Blocked his second punt of the season at Atl. (12/30), becoming the third player in the NFL since 2007 to block multiple punts in the same season [CB Charles Tillman (Chi.) - 2007; DE Bryan Braman (Hou.) - 2012].
- Recovered a fumble on special teams vs. Phi. (12/9).

2011 (TAMPA BAY)

- Appeared in 14 games (2 starts) and recorded 20 tackles, 3 PDs, 1.0 sack, 1 FF and 1 FR for a TD.
- Registered his first career sack vs. Atl. (9/25), taking down Falcons QB Matt Ryan for a 7-yd. loss. He also knocked the ball loose from Ryan on the sack to record the first FF of his career.
- Notched his first career FR and returned it 7 yds. for a TD vs. Dal. (12/17).

2010 (TAMPA BAY)

- Saw action in 15 games (1 start) and totaled 17 tackles on defense and 19 tackles on special teams as a rookie.
- Made the first start of his NFL career vs. Car. (11/14) and recorded 3 tackles on defense and 3 tackles on special teams.

COLLEGE

Appeared in 47 games (32 starts) at Florida State. Totaled 184 tackles, 11.5 sacks, 10 PDs, 3 FRs, 3 blocked kicks and 2 INTs during his four-year career. Appeared in 13 games (12 starts) as a senior in 2009 and recorded 65 tackles, 13 TFLs and 6.5 sacks to earn Second-Team All-ACC honors. Saw action in 10 games in 2008 and registered 46 tackles, 8.0 TFLs, 4 PDs and 1 INT. In 2007, started all 12 games and recorded 50 tackles, 8.0 TFLs, 5 PDs, 3.0 sacks and 1 INT. Earned All-ACC Freshman Team honors in 2006 after appearing in 12 games and totaling 23 tackles, 3.5 TFLs and 2.0 sacks.

PERSONAL

- Majored in family and child sciences at Florida State.
- Attended South Aiken (SC) HS, where he played defensive end and registered 225 tackles, 61.0 TFLs and 29.0 sacks during his junior and senior seasons, earning Prep Star all-region honors and was named to the *Orlando Sentinel* All-Southern Team.
- Earned Defensive MVP honors after recording 9 tackles and 1.0 sack for the South Carolina team in the annual North Carolina-South Carolina Shrine Bowl in 2005.
- Son of Gregory and Angela Watson. He has two sisters, Amber and Tamber, a nephew named Skylar, and is the father of one son, Chase Riley Watson.
- Born Dekoda Watson (3/3/88) in Aiken, SC.

INJURY REPORT

- 2010:** Inactive vs. Atl. (12/5) with a hamstring injury.
- 2011:** Inactive 2 games [vs. Hou. (11/13) and at GB (11/20)] with a groin injury.
- 2013:** Inactive vs. NO (12/29) with a groin injury.
- 2014:** Inactive at Cin. (11/2) and 5-consecutive games [vs. Phi. (11/27), at Chi. (12/4), at Phi. (12/14), vs. Ind. (12/21) and at Was. (12/28)] with a hamstring injury.

WATSON'S GAME-BY-GAME

2015 (New England)

Date	Opp	W/L	P/S	Tot	Sol	Ast	Sk	Yds	Int	Yds	PD	FF	FR	Yds
SIGNED BY NE ON 9/16														
Sep 20	at Buf	W	1/0	0	0	0	0.0	0.0	0	0	0	0	0	0
Sep 27	Jax	W	1/0	0	0	0	0.0	0.0	0	0	0	0	0	0
RELEASED BY NE ON 9/30														
SIGNED BY NE ON 12/29														
Jan 3	at Mia	L	1/0	0	0	0	0.0	0.0	0	0	0	0	0	0
TOTALS			3/0	0	0	0	0.0	0.0	0	0	0	0	0	0

2015 Postseason (New England)

Date	Opp	W/L	P/S	Tot	Sol	Ast	Sk	Yds	Int	Yds	PD	FF	FR	Yds
Jan 16	KC	W	1/0	1	0	1	0.0	0.0	0	0	0	0	0	0
Jan 24	at Den	L	1/0	0	0	0	0.0	0.0	0	0	0	0	0	0
TOTALS			2/0	1	0	1	0.0	0.0	0	0	0	0	0	0

2016 (Denver)

Date	Opp	W/L	P/S	Tot	Sol	Ast	Sk	Yds	Int	Yds	PD	FF	FR	Yds
Sep 8	Car	W	1/0	0	0	0	0.0	0.0	0	0	0	0	0	0
Sep 18	Ind	W	1/0	0	0	0	0.0	0.0	0	0	0	0	0	0
Sep 25	at Cin	W	1/0	1	1	0	0.0	0.0	0	0	0	0	0	0
Oct 2	at TB	W	1/0	1	0	1	0.0	0.0	0	0	0	0	0	0
Oct 9	Atl	L	1/0	0	0	0	0.0	0.0	0	0	0	0	0	0
Oct 13	at SD	L	1/0	0	0	0	0.0	0.0	0	0	0	0	0	0
Oct 24	Hou	W	1/0	1	1	0	0.0	0.0	0	0	0	0	0	0
Oct 30	SD	W	1/0	0	0	0	0.0	0.0	0	0	0	0	0	0
Nov 6	at Oak	L	1/0	0	0	0	0.0	0.0	0	0	0	0	0	0
Nov 13	at NO	W	1/0	0	0	0	0.0	0.0	0	0	0	0	0	0
Nov 27	KC	L	1/0	0	0	0	0.0	0.0	0	0	0	0	0	0
Dec 4	at Jax	W	1/0	0	0	0	0.0	0.0	0	0	0	0	0	0
Dec 11	at Ten	L	1/0	0	0	0	0.0	0.0	0	0	0	0	0	0
Dec 18	NE	L	1/0	0	0	0	0.0	0.0	0	0	0	0	0	0
Dec 25	at KC	L	1/0	0	0	0	0.0	0.0	0	0	0	0	0	0
Jan 1	Oak	W	1/0	3	3	0	1.0	7.0	0	0	0	1	0	0
TOTALS			16/0	6	5	1	1.0	7.0	0	0	0	1	0	0



K'WAUN WILLIAMS

24

CB » 5-9 » 183 » PITTSBURGH

7.12.91 » MONTVALE, NJ » ST. JOSEPH REGIONAL HS, MONTVALE, NJ » 3RD YEAR » ACQUIRED FA IN '17

GOLDMINE

- Williams participated in several youth football camps and visited Cleveland-area schools during his time with the Browns. In May of 2016, he joined his Browns teammates at Euclid Elementary, where they spoke about the importance of staying active and healthy as a part of the NFL's Play 60 campaign. In September of 2015, Williams and former teammate Craig Robinson hosted a flag football clinic at Charles Dickens Elementary School that focused on basics such as catching, throwing and having fun.

WILLIAMS' GOLDEN NUGGETS

- His first name is pronounced KAY-wahn.
- In 2014, was one of five undrafted rookies to earn a spot on the Browns opening day roster. He initially joined the Browns signing with the team after a successful tryout at Cleveland's rookie minicamp.
- Enjoys reading in his free time, listing his favorite books as the biography of *Steve Jobs* and *The Art of War*.

WILLIAMS' CAREER STATISTICS

YEAR	TEAM	GP	GS	TACKLES					INTERCEPTIONS					FUMBLES		
				TOT	SOLO	AST	SACKS	YDS	INT	YDS	LG	TD	PD	FF	FR	YDS
2014	CLE	13	4	31	23	8	1.0	6.0	0	0	–	0	8	0	0	0
2015	CLE	13	6	38	30	8	1.0	6.0	0	0	–	0	2	3	2	0
2016	Out of Football															
TOTALS		26	10	69	53	16	2.0	12.0	0	0	–	0	10	3	2	0

Additional Statistics:

Special Teams Tackles – 9: 2014 (8); 2015 (1)

Milestones:

NFL Debut: at Pit. (9/7/14); First Start: vs. Pit. (10/12/14); First Sack: at Ten. (10/5/14 – QB Charlie Whitehurst); First FF: vs Ten. (9/20/15 – QB Marcus Mariota); First FR: vs. Arz. (11/1/15 – WR Larry Fitzgerald)

WILLIAMS' CAREER HIGHS

Total Tackles: 7 vs. Hou. (11/16/14)

Solo: 6 at Ten. (10/5/14)

Assists: 3 (2 times) Last vs. Hou. (11/16/14)

Passes Defensed: 2 (2 times) Last vs. Hou. (11/16/14)

Sacks: 1.0 (2 times) Last vs. Ten. (9/20/15)

Forced Fumbles: 2 vs. Arz. (11/1/15)

Fumble Recoveries: 1 (2 times) Last at Pit. (11/15/15)

WILLIAMS' TRANSACTIONS

Originally signed as an undrafted free agent with Cle. on 5/20/14...Waived by Cle. on 8/29/16...Claimed off waivers by Chi. on 8/30/16...Waived by Chi. on 9/1/16...Signed to a one-year deal with SF on 2/22/17.

2015 (CLEVELAND)

- Appeared in 13 games (6 starts) and registered 38 tackles, 1.0 sack, 2 PDs, 3 FFs and 2 FRs.
- Started and recorded 3 tackles, 1.0 sack and 1 FF vs. Ten. (9/20), stripping the ball loose from Titans QB Marcus Mariota for his first career FF.
- Totaled 3 tackles, 2 FFs and 1 FR vs. Arz. (11/1), forcing the ball loose and recovering the fumble of WR Larry Fitzgerald for his first career FR.

2014 (CLEVELAND)

- Appeared in 13 games (4 starts) and recorded 31 tackles, 8 PDs and 1.0 sack on defense while adding 8 special teams tackles. He was one of five undrafted rookies to earn a spot on the Browns opening day roster.
- Recorded 6 tackles and 1.0 sack at Ten. (10/5), taking down Titans QB Charlie Whitehurst for the first sack of his NFL career.

COLLEGE

Played in 48 games (38 starts) during his four-year career at Pittsburgh. Totaled 161 tackles, 17 PDs, 11.5 TFLs and 7 INTs. Started all 13 games as a senior in 2013 and led the team with 7 PDs while adding 2 INTs. In 2012, appeared in 12 games (11 starts) and recorded 47 tackles and 4 INTs. Started all 13 games as a sophomore and registered 64 tackles, 6 PDs, 5 TFLs, 3 FFs, 1 FR and 1 INT. Appeared in 10 games (1 start) as a freshman in 2010 and recorded 14 tackles and 3 PDs.

PERSONAL

- Majored in communications.
- Attended St. Joseph Regional (Montvale, NJ) HS, where he led his team to back-to-back state championships with a combined 20-4 record during his junior and senior seasons.
- Born K'Waun Lamar Williams (7/12/91) in Paterson, NJ.

INJURY REPORT

- 2014:** Inactive at Jax. (10/19) with a concussion; Inactive vs. Cin. (12/14) and at Car. (12/21) with a hamstring injury.
- 2015:** Inactive vs. Oak. (9/27) and at SD (10/4) with a concussion; Inactive at Sea. (12/20) with a shoulder injury.

WILLIAMS' GAME-BY-GAME

2014 (Cleveland)

Date	Opp	W/L	P/S	Tot	Sol	Ast	Sk	Yds	Int	Yds	PD	FF	FR	Yds
Sep 7	at Pit	L	1/0	2	2	0	0.0	0.0	0	0	0	0	0	0
Sep 14	NO	W	1/0	0	0	0	0.0	0.0	0	0	0	0	0	0
Sep 21	Bal	L	1/0	0	0	0	0.0	0.0	0	0	0	0	0	0
Oct 5	at Ten	W	1/0	6	6	0	1.0	6.0	0	0	1	0	0	0
Oct 12	Pit	W	1/1	1	1	0	0.0	0.0	0	0	2	0	0	0
Oct 19	at Jax	L	-	-	-	-	INACTIVE (Concussion)	-	-	-	-	-	-	-
Oct 26	Oak	W	1/0	0	0	0	0.0	0.0	0	0	0	0	0	0
Nov 2	TB	W	1/1	0	0	0	0.0	0.0	0	0	0	0	0	0
Nov 6	at Cin	W	1/0	4	1	3	0.0	0.0	0	0	2	0	0	0
Nov 16	Hou	L	1/1	7	4	3	0.0	0.0	0	0	1	0	0	0
Nov 23	at Atl	W	1/0	5	5	0	0.0	0.0	0	0	0	0	0	0
Nov 30	at Buf	L	1/0	2	2	0	0.0	0.0	0	0	0	0	0	0
Dec 7	Ind	L	1/1	3	1	2	0.0	0.0	0	0	1	0	0	0
Dec 14	Cin	L	-	-	-	-	INACTIVE (Hamstring)	-	-	-	-	-	-	-
Dec 21	at Car	L	-	-	-	-	INACTIVE (Hamstring)	-	-	-	-	-	-	-
Dec 28	at Bal	L	1/0	1	1	0	0.0	0.0	0	0	1	0	0	0
TOTALS			13/4	31	23	8	1.0	6.0	0	0	8	0	0	0

2015 (Cleveland)

Date	Opp	W/L	P/S	Tot	Sol	Ast	Sk	Yds	Int	Yds	PD	FF	FR	Yds
Sep 13	at NYJ	L	1/1	2	1	1	0.0	0.0	0	0	0	0	0	0
Sep 20	Ten	W	1/1	3	3	0	1.0	6.0	0	0	0	1	0	0
Sep 27	Oak	L	-	-	-	-	INACTIVE (Concussion)	-	-	-	-	-	-	-
Oct 4	at SD	L	-	-	-	-	INACTIVE (Concussion)	-	-	-	-	-	-	-
Oct 11	at Bal	W	1/1	2	0	2	0.0	0.0	0	0	0	0	0	0
Oct 18	Den	L	1/0	2	2	0	0.0	0.0	0	0	0	0	0	0
Oct 25	at StL	L	1/0	1	0	1	0.0	0.0	0	0	0	0	0	0
Nov 1	Arz	L	1/0	3	2	1	0.0	0.0	0	0	1	2	1	0
Nov 5	at Cin	L	1/0	4	3	1	0.0	0.0	0	0	0	0	0	0
Nov 15	at Pit	L	1/0	5	5	0	0.0	0.0	0	0	0	0	1	0
Nov 30	Bal	L	1/0	4	3	1	0.0	0.0	0	0	0	0	0	0
Dec 6	Cin	L	1/0	0	0	0	0.0	0.0	0	0	0	0	0	0
Dec 13	SF	W	1/1	4	4	0	0.0	0.0	0	0	0	0	0	0
Dec 20	at Sea	L	-	-	-	-	INACTIVE (Shoulder)	-	-	-	-	-	-	-
Dec 27	at KC	L	1/1	4	3	1	0.0	0.0	0	0	1	0	0	0
Jan 3	Pit	L	1/1	4	4	0	0.0	0.0	0	0	0	0	0	0
TOTALS			13/6	38	30	8	1.0	6.0	0	0	2	3	2	0



JEREMY ZUTTAH

58

OL » 6-4 » 300 » Rutgers

6.1.86 » Edison, NJ » J.P. Stevens HS, Edison, NJ » 10th Year » Acquired TR in '17 - BAL

AWARDS & HONORS

2010: Madden Most Valuable Protectors Award (Week 16)

2016: AFC Pro Bowl



GOLDMINE

• While at Rutgers, Zuttah adopted his dog, Ace, a pit bull mix, after one of his teammate's dog had puppies. Initially, Zuttah's wife, Heran, was skeptical of adopting a pit bull but grew to love the dog so much that she wouldn't get married unless Ace was involved. On their wedding day in June of 2016, Ace, wearing a tuxedo, calmly walked down the aisle with the rest of his family.



ZUTTAH'S GOLDEN NUGGETS

- His last name is pronounced ZOO-tah.
- A 10-year NFL veteran who has spent time with Tampa Bay (2008-13) and Baltimore (2014-16) before being acquired in a trade by the 49ers in March of 2017.
- Started all 16 games in 2016 with the Ravens and earned his first Pro Bowl selection.
- Adopted a pit bull named Ace while in college and incorporated the dog into his wedding day in June of 2016.

GOLDMINE (CONTINUED)

- An active member in the community during his NFL career, Zuttah expanded on his love of dogs during his time in Baltimore. In 2015, he became involved with the "Show Your Soft Side" campaign as a member of the Ravens, which promotes compassion towards animals. Zuttah also participated in a holiday party which benefited the BARCS Animal Shelter in Baltimore.

ZUTTAH'S CAREER STATISTICS

GAMES/STARTS – 131/117; 2008 (12/5); 2009 (16/16); 2010 (15/9); 2011 (15/14); 2012 (16/16); 2013 (16/16); 2014 (16/16); 2015 (9/9); 2016 (16/16)
POSTSEASON GAMES/STARTS – 2/2; 2014 (2/2)

Additional Statistics:

Fumbles – Lost – 2 –1: 1–1 in 2009; 1–0 in 2010

Fumble Recoveries: Regular Season – 7: 2009 (1); 2010 (1); 2011 (1); 2012 (1); 2013 (1); 2014 (1); 2016 (1); Postseason – 1: 2014 (1)

Receiving Yards –1: 2009 [1–yd. on lateral from QB Josh Freeman at Atl. (11/29/09)]

Milestones:

NFL Debut: at NO (9/7/08); **First Start:** at NO (9/7/08); **100th Start:** vs. SD (11/1/15); **First FR:** vs. Atl. (1/3/10 – RB Carnell Williams)

ZUTTAH'S TRANSACTIONS

Originally a 3rd-round (83rd overall) draft choice by TB in the 2008 NFL Draft...Signed a four-year extension with TB on 3/5/12...Traded to Bal. on 3/23/14... Signed a five-year extension with Bal. on 3/27/14...Placed on the Injured Reserve List on 11/18/15...Traded to SF on 3/15/17.

2016 (BALTIMORE)

- Started all 16 games for the fifth time in his career and was selected to the Pro Bowl. Helped protect Ravens QB Joe Flacco, who registered career highs in comps. (436), atts. (672), comp. pct. (64.9) and passing yds. (4,317).
- Part of an offensive line group that did not allow a sack on 45 atts. at Cle. (9/18), as Baltimore QB Joe Flacco completed 25 of 45 atts. for 302 yds.
- Kept a clean pocket and did not allow a sack on 50 atts. vs. Mia. (12/4), as Ravens QB Joe Flacco threw for 381 yds. and 4 TDs with a passer rating of 119.2.

2015 (BALTIMORE)

- Started 9 games at C for an offensive line that allowed the 3rd fewest sacks (24) in the NFL and helped produce a Ravens franchise record 4,271 passing yds.
- Part of an offensive line group that did not allow a sack in consecutive weeks at Oak. (9/20 - 45 atts.) and vs. Cin. (9/27 - 49 atts.).
- Helped the Ravens offense to a season-high 191 rush yds. at Pit. (10/1), as Baltimore RB Justin Forsett recorded 150 yds. on a career-high 27 atts.
- Made his 100th career start vs. SD (11/1) and blocked for Ravens QB Joe Flacco, who threw for 319 yds. with a season-high 103.3 passer rating.

2014 (BALTIMORE)

- Started all 16 games at C for a Ravens offense that established franchise single-season records in total yds. (5,838) and points scored (409). Helped protect Baltimore QB Joe Flacco, who threw for 3,986 yds. and a career-high 27 TDs.
- Part of an offensive line group that allowed 19 sacks, the 2nd fewest allowed in the NFL.
- Started at C vs. Cin. (9/7) and helped protect Ravens QB Joe Flacco, who completed a career-high 35 of 62 atts. for 345 yds.
- Part of an offensive line group that did not allow a sack at TB (10/12), as Ravens QB Joe Flacco completed 21 of 28 atts. for 306 yds. and a team-record-tying 5 TDs for a Ravens team-record 149.7 passer rating. He also helped pave the way for Baltimore RB Justin Forsett, who rushed for 111 yards on 14 atts. (7.9 avg.).
- Started at C in his 100th-career game played vs. Ten. (11/9) and helped Ravens RB Justin Forsett rush for 112 yds. on 20 atts. (5.6 yds. per carry) and 2 TDs.
- Started both postseason contests at C for an offense that produced 727 total yds. and 61 points in two playoff games, including a postseason single-game franchise record 4 TD passes by QB Joe Flacco at NE (1/10/15 - AFC - D).

2013 (TAMPA BAY)

- Started all 16 games for the second consecutive season, making 14 starts at C and 2 at LG.
- Started at Sea. (11/3) and helped pave the way for Buccaneers rookie RB Mike James, who rushed for a career-high 158 yd. on 28 atts.
- Part of an offensive line group that helped Buccaneers RB Bobby Rainey record a career-high 163 yds. on 30 atts. and 2 TDs vs. Atl. (11/17).

2012 (TAMPA BAY)

- Started all 16 games for the second time in his career, making 8 starts at C before moving to LG for the final 8 games of the season. Helped protect Buccaneers QB Josh Freeman, who registered career-highs with 4,065 passing yds. and 27 TDs.
- Paved the way for rookie RB Doug Martin, who recorded 1,454 rush yds. on 319 atts. (4.6 yds. per carry) and 11 TDs. Martin earned his first career Pro Bowl selection. His 1,454 yds. on the ground were the 5th most in the NFL that season.
- Started at C at Oak. (11/4), as Buccaneers RB Doug Martin set TB franchise records with 251 rush yds. and 4 TDs. on 25 atts. (10.0 yds. per carry).

2011 (TAMPA BAY)

- Saw action in 15 games (14 starts), making 13 starts at LG and 1 start at C.
- Part of an offensive line group that helped the offense to 466 net yds. vs. Ind. (10/3), the 3rd highest total yds. of offense by TB in a home game in franchise history.
- Was part of an offensive line that did not allow a sack on 41 pass atts. vs. NO (10/16), as Buccaneers QB Josh Freeman threw for 303 yds.

2010 (TAMPA BAY)

- Appeared in 15 games (9 starts), making 8 starts at C and 1 start at RG. Helped TB rush for 2,001 yds., the 8th highest total in the NFL that season.
- Made his first career start at C vs. NO (10/17).
- Part of an offensive line group that paved the way for a season-high 208 rushing yds. vs. Sea. (12/26). The performance earned the offensive line Madden Most Valuable Protectors honors for Week 16.

2009 (TAMPA BAY)

- Started all 16 games at LG.
- Part of an offensive line group that did not allow a sack on 42 pass atts. vs. Dal. (9/13), while helping the team rush for 174 yds. on 31 atts. (5.6 yds. per carry) and 2 TDs.
- Started at Car. (12/6) and was part of an offensive line unit that helped the offense to a season-high 469 total yds. of offense.
- Helped the team to a season-high 439 yds. of offense and rush for a season-high 176 yds. and 1 TD at NO (12/27).

2008 (TAMPA BAY)

- Appeared in 12 games (5 starts) during his rookie season, making 4 starts at RG and 1 start at LG.
- Made his NFL debut and first career start at NO (9/7).
- Started at RG at Chi. (9/21) and was part of an offensive line group that did not allow a sack on a team-record 67 pass atts.
- Helped Tampa Bay rush for a season-high 178 yds. vs. GB (9/28) while not allowing a sack for the second consecutive week.

COLLEGE

Played in 44 games (40 starts) in four seasons with the Scarlet Knights (2004-07) and was a two-time First-Team All-Big East selection (2006 and 2007). Started 28 straight games to finish his collegiate career. Did not allow a sack over his last two seasons, as the Rutgers offensive line ranked second in the nation in 2007 and led the NCAA in 2006 for fewest sacks allowed. Started all 13 games as a senior in 2007. In 2006, started all 13 games at right tackle. In 2005, saw action in 9 games at left guard as a sophomore. Appeared in 9 games (5 starts) as a freshman in 2004.

PERSONAL

- Majored in economics and graduated in three-and-a-half years from Rutgers.
- Attended J.P. Stevens (Edison, NJ) HS, where he was a three-year starter along both the offensive and defensive lines and helped his team to the 2001 state championship with an undefeated season.
- Born Jeremy Kwasi Zuttah (6/1/86) in Edison, NJ.

INJURY REPORT

2008: Inactive at Atl. (12/14) with an ankle injury.

2011: Inactive at NO (11/6) with a knee injury.

2015: Placed on the Injured Reserve List on 11/18 with a pectoral injury.

2017 SAN FRANCISCO 49ERS DRAFT CLASS



SOLOMON THOMAS

94

DL » 6-3 » 256 » STANFORD

12.20.95 » COPPELL, TX » COPPELL HS, COPPELL, TX » ROOKIE » ACQUIRED D-1A IN '17

GOLDMINE

- Thomas comes from an athletic family. His father, Chris, and mother, Martha, each attended the College of Wooster (OH) where Chris played basketball and Martha ran track. Solomon's uncle, Jon Thomas, ran track at Indiana University where he was a four-time Big Ten 400m hurdles champion.
- Thomas spent part of his life living in Australia. Says Solomon, "My dad was an international sales manager for Proctor & Gamble, and they had him out there. It was an amazing experience to be there from two to seven or eight. It definitely gave me a different perspective on life and definitely shaped me for life." Thomas' family moved back to the United States and spent a few years living in Connecticut. It wasn't until his family prepared to move to Texas that Thomas was introduced to football, when his parents had him watch 'Friday Night Lights.'
- During his childhood, Thomas grew up speaking with a thick Australian accent. When he moved back to the States, no one in school could understand him, so he took three years of speech therapy classes to remove the accent. However, if it was up to Thomas, he would have kept the accent. Said Thomas, "It's unfortunate, because I'd love to still have my Australian accent."



THOMAS' GOLDEN NUGGETS

- Born in Chicago, IL, Thomas moved and spent part of his childhood living in Australia. His father, Chris, was an international sales manager for Proctor & Gamble and he was stationed there. Thomas grew up learning to surf and enjoyed playing on the beach and eating fish and chips. He didn't begin playing football until he moved to Coppell, TX.
- One of Thomas' two career touchdowns at Stanford came at Levi's Stadium, returning a fumble recovery 34 yards for the score in the Cardinal's 41-22 victory over USC in the 2015 Pac-12 Championship Game.
- As a junior at Stanford, Thomas earned the Morris Trophy, a prestigious honor voted on by opposing Pac-12 offensive linemen. He joins 49ers teammates DL DeForest Buckner and G Joshua Garnett as Morris Trophy winners on the roster.

PERSONAL

- Attended Coppell (TX) HS, where he recorded 272 total tackles and was named second-team all-state in 2013. Also had 21 sacks throughout his final three years. Was named Second-Team All-USA by *USA Today* as a senior in 2013.
- Also lettered in basketball at Coppell.
- Son of Chris and Martha Thomas.
- Born Solomon Christopher Thomas (12/20/95) in Chicago, IL.
- Studied communications at Stanford.

COLLEGE

Appeared in 27 games in three seasons at Stanford and registered 101 tackles, 11.5 sacks, 25.5 TFLs, 4 FRs and 2 TDs. In 2016, was named Second-Team All-America by *USA Today* and Third-Team All-America by the Associated Press. Also earned First-Team All-Pac-12 honors and the Morris Trophy award, a prestigious honor voted on by opposing Pac-12 offensive linemen. Appeared in all 13 games and registered 62 tackles, 8.0 sacks, 15 TFLs and 2 FRs. As a sophomore in 2015, appeared in all 14 games for the Cardinal and was named All-Pac-12 honorable mention after recording 39 tackles, 3.5 sacks, 10.5 TFLs and 2 FRs. Thomas did not see action as a freshman in 2014.



THOMAS' TRANSACTIONS

Originally the first of two 1st-round (3rd overall) draft choices by SF in 2017.



REUBEN FOSTER

56

LB » 6-1 » 228 » ALABAMA

44.94 » AUBURN, AL » AUBURN HS, AUBURN, AL » ROOKIE » ACQUIRED D-1B IN '17

GOLDMINE

- Foster's positive attitude and commitment to excellence have long been noticed by teammates and coaches. Former Alabama defensive coordinator and current Georgia head coach Kirby Smart lauded Foster's ability, saying, "When you have a guy who's really talented and he's coachable, it's kind of why we do this as coaches because you get to enjoy being around a kid who's grown up a lot in the last three years. So I've really enjoyed coaching him."
- Foster earned his degree from Alabama in human environmental science. He was one of 16 football players to graduate in the December 2016 ceremonies before taking on Washington in the College Football Playoff. Foster became the first member of his family to earn a college degree.



- Foster credits joining the fraternity, Omega Psi Phi, in the spring of 2015 as the turning point in his college career. Foster said at the time, "It really helped me lock in. I've matured a lot. I just slowed down and got my life together."

FOSTER'S GOLDEN NUGGETS

- Named the 2016 Butkus Award Winner, presented annually to the nation's top linebacker at the college level.
- Despite attending the University of Alabama, has a tattoo of Auburn University's letters on his arm as a tribute to his cousin, Ladarious Phillips, who passed away in 2012. Growing up in Auburn, AL, the two had always dreamed of playing football together.

COLLEGE

Appeared in 51 games (24 starts) during his four-year career at Alabama and registered 222 tackles, 24 TFLs, 11 PDs and 8.0 sacks. In 2016, was named First-Team All-America by the Associated Press, SEC Championship Game MVP and winner of the Butkus Award as the nation's top linebacker. As a senior, started all 15 games and led the Crimson Tide with 115 tackles, ranked fourth on the team with 13.0 TFLs and added 5.0 sacks and 2 PDs. In 2015, saw action in all 15 games and totaled 73 tackles, 9 PDs, 8.0 TFLs and 2.0 sacks. Appeared in 11 games as a sophomore in 2011, recording 22 tackles, 2.0 TFLs and 1.0 sack. As a true freshman, saw action in 10 games in 2013, registering 12 tackles and 1.0 TFL.



PERSONAL

- Attended Auburn (AL) HS in 2012, where he recorded 102 tackles, 22.0 TFLs and 6.0 sacks as a senior to earn 6A Lineman of the Year and first-team all-state honors from the Alabama Sports Writers Association.
- Attended Troup County (LaGrange, GA) HS in 2010 and 2011, where he was named the Georgia AAA Defensive Player of the Year and a first-team all-state selection as a junior after making 185 tackles, 34.0 TFLs and 18.0 sacks.
- Born Reuben Foster (4/4/94) in Auburn, AL.
- Graduated with a bachelor's degree in human environmental science from Alabama.

FOSTER'S TRANSACTIONS

Originally the second of two 1st-round (31st overall) draft choices by SF in 2017.



AHKELLO WITHERSPOON

41

CB » 6-3 » 195 » COLORADO

3.21.95 » SACRAMENTO, CA » CHRISTIAN BROTHERS HS, SACRAMENTO, CA » ROOKIE » ACQUIRED D-3A IN '17

GOLDMINE

- Witherspoon's grandfather, Jimmy Witherspoon (pictured right), was a renowned blues/jazz musician and singer whose hits, including "Ain't Nobody's Business" which reached number one on the U.S. R&B charts in 1949, came in the late 1940's. Ahkello also sings and plays the drums.
- Not only was Witherspoon's grandfather extremely talented, his father also had skills of his own. Lucky Witherspoon was a running back at the University of Nevada and was good enough to be invited to a tryout with the Dallas Cowboys.
- A multi-sport athlete growing up, Witherspoon excelled in soccer as a midfielder and as an outfielder and pitcher in baseball. He picked up soccer at the age of five in order to be more like his older sister, Alexis. Witherspoon credits soccer for teaching him footwork and body awareness skills that have translated to the football field.



COLLEGE

In three seasons with Colorado, appeared in 36 games (21 starts) and registered 77 tackles, 3 INTs, 1 FF, 1 FR and 28 PDs. In 2016, earned Second-Team All-Pac-12 honors and led the nation with 22 PDs. His 22 PDs also tied the school record for the most in a single season (22 PDs by Ben Kelly in 1998). Played in 13 games (12 starts) and registered 24 tackles, 1 INT, 1 FF, 1 FR and 22 PDs. As a junior, played in 13 games (8 starts) and tallied 41 tackles, 2 INTs and 4 PDs. In 2014, played in 10 games (1 start) and recorded 12 tackles and 2 PDs. As a freshman in 2013, played at Sacramento City College, appearing in 8 games where he notched 21 tackles, 3 INTs, 1 FF and 7 PDs.



WITHERSPOON'S GOLDEN NUGGETS

- First name is pronounced ah-KELL-oh.
- Witherspoon began playing football as a high school senior at Christian Brothers (Sacramento, CA) HS in 2012. He went on to play one year (2013) at Sacramento City College before transferring to Colorado University.
- Witherspoon registered a 40.5" vertical jump at the 2017 NFL Combine, the highest registered among all cornerbacks and third highest among all defensive backs.
- Witherspoon grew up playing basketball with current 49ers DL Arik Armstead and trained with his father, Guss.
- Has a passion for medicine and wants to attend medical school after his career in the NFL.

PERSONAL

- Attended Christian Brothers (Sacramento, CA) HS. As a senior, registered 25 tackles, 1 INT and 4 PDs.
- A multi-sport athlete, also lettered in basketball, baseball and soccer. On the court, he averaged 16 points and 7 assists per game as a senior. While on the diamond, he had a .300 batting average and tallied 21 steals.
- Born Ahkello Witherspoon (3/21/95) in Sacramento, CA.
- Majored in ecology and evolutionary biology.

WITHERSPOON'S TRANSACTIONS

Originally the first of two 3rd-round (66th overall) draft choices by SF in 2017.



C.J. BEATHARD


3

QB » 6-2 » 215 » IOWA

11.16.93 » FRANKLIN, TN » BATTLE GROUND ACADEMY, FRANKLIN, TN » ROOKIE » ACQUIRED D-3B IN '17


GOLDMINE

- Beathard comes from a family steeped in football tradition. His grandfather, Bobby Beathard, spent 38 years working in the NFL, including 22 seasons as general manager of the Washington Redskins (1978-88) and San Diego Chargers (1989-2000). As a general manager of the Redskins, he served as the architect of Washington's Super Bowl winning teams in 1982 (Super Bowl XVII) and 1987 (Super Bowl XXII).
- During his time at Iowa, Beathard earned the nickname "Sunshine" from Hawkeye fans because his long, flowing hair resembled the character with the same nickname from the football movie "Remember The Titans." In 2015, he cut off his hair and donated it to Wigs For Kids, a non-profit organization that makes wigs to support for children who have lost their hair due to medical issues at no cost to children or their families.



COLLEGE

In four seasons with Iowa, played in 41 games (28 starts) and completed 454 of 782 atts. for 5,562 yds., 40 TDs and 19 INTs. Finished his collegiate career ranked 6th in school history in career TD passes (40), 7th in comps. (454) and atts. (782) and 8th in passing yds. (5,562). In 2016, was named a captain and earned Academic All-Big Ten and honorable mention All-Big Ten honors. Also the recipient of the team's Hayden Fry Award, Most Valuable Player (offense) and the Players' Choice Award (offense). Started all 13 games and completed 170 of 301 atts., for 1,929 yds., 17 TDs and 10 INTs. As a junior, was named the team's Most Valuable Player (offense) and was named a captain. Also earned Second-Team All-Big Ten honors, the "Extra Heartbeat" Award (offense) and Players' Choice Award (offense). Started all 14 games and completed 223 of 362 atts. for 2,809 yds, 17 TDs and 5 INTs. As a sophomore, played in 9 games (1 start) and completed 52 of 92 atts. for 645 yds., 5 TDs and 2 INTs. In 2013, appeared in 5 games and completed 9 of 27 atts. for 179 yds., 1 TD and 2 INTs. Redshirted in 2012.



BEATHARD'S GOLDEN NUGGETS

- His last name is pronounced BETH-urd.
- Comes from a family rich in football tradition as his grandfather, Bobby Beathard, spent 38 years working in the NFL, including 22 seasons as general manager of the Washington Redskins (1978-88) and San Diego Chargers (1989-2000).
- Comes from a family who is equally as passionate about music as they are about sports. His father, Casey, played wide receiver at Elon College before becoming an accomplished country music songwriter who has penned hit songs for artists such as Billy Ray Cyrus and Kenny Chesney. His older brother, Tucker, was a standout baseball player who turned down a scholarship at Middle Tennessee and is now a rising country music singer and songwriter. Beathard's youngest brother, Clay, also plays quarterback and was named Tennessee's "Mr. Football" for his division in 2014. Growing up, the Beathard brothers formed a band that performed at local talent shows. C.J. played lead guitar and wrote most of the songs, while Tucker played drums and Clay assisted on guitar.
- Played with fellow 49ers 2017 draft choice TE George Kittle at Iowa (2012-16).

PERSONAL

- Attended Battle Ground Academy (Franklin, TN), and led the state of Tennessee in passing yds., comps. and TDs as a junior and senior.
- Earned first-team all-state honors and was runner-up for "Mr. Football Award" in Tennessee as a senior. Also named first-team all-region and region MVP as a junior and senior.
- Four-year letterman in both football and baseball.
- In December of 2016, Beathard and his longtime girlfriend, Madelyn Chupka, gave birth to a girl, Lyla.
- Born C.J. Beathard (11/16/93) in Franklin, TN.
- Majored in leisure studies (recreation and sport business).

BEATHARD'S TRANSACTIONS

Originally the second of two 3rd-round (104th overall) draft choices by SF in 2017.



JOE WILLIAMS

32

RB » 5-11 » 205 » UTAH

94.93 » EMMAUS, PA » EMMAUS HS, EMMAUS, PA » ROOKIE » ACQUIRED D-4 IN '17

GOLDMINE

- In 2016, Williams briefly stepped away from the game of football at the University of Utah following the time of the passing of his sister, Kylee, 10-years prior. When he returned to the field in October, he had a new tattoo on his left arm that reads, “My Sister’s Keeper.” “I was learning to come to grips with the fact that it wasn’t my fault,” said Williams in 2016. “I’m 23 years old now, and I can’t blame myself for something that occurred 10 years ago, no matter how painful or traumatic it was. It would be bigger to honor her in a much more meaningful way.”
- An avid snowboarder, Williams enjoys hitting the slopes whenever he has the chance visit home in his spare time, saying “PA has some good resorts for us to do that.” He enjoys many outdoor winter activities, and even went snowmobiling on a recruiting trip to Utah before transferring to play for the Utes.

COLLEGE

In two seasons at Utah, played in 19 games (11 starts) and rushed for 1,884 yds. and 13 TDs on 314 carries, while adding 20 receipts. for 191 yds. As a senior, started all 9 games in which he appeared and earned Honorable Mention All-Pac-12 honors. Rushed for 1,407 yds. and 10 TDs on 210 carries, while adding 9 receipts. for 107 yds. In 2015, played in 10 games (2 starts) and rushed for 477 yds. and 3 TDs on 104 carries.



In 2014, played at ASA College in Brooklyn, NY, and earned Second-Team NJCAA All-America and First-Team All-Northeast Conference honors. Played in 7 games and rushed for 1,093 yds. and 7 TDs on 163 carries. Also added 16 receipts. for 237 yds. and 3 TDs. Began his collegiate career at Connecticut in 2012, appearing in 9 games and rushing for 6 yds. on 3 carries.

WILLIAMS’ GOLDEN NUGGETS

- In 2016, Williams briefly stepped away from the game of football at the University of Utah following the time of the passing of his sister, Kylee, 10-years prior.
- Starred at the 2017 NFL Combine, where he finished with the second fastest time among all running backs in the 40-yard dash (4.41 seconds) and 20-yard shuttle (4.19 seconds).
- Williams made his debut at Levi’s Stadium in 2016 as his Utes defeated Indiana University, 26-24. Williams ran for 222 yards and one touchdown on 26 carries (8.5 average), earning Offensive MVP honors.

PERSONAL

- Attended Emmaus (PA) HS, and earned second-team all-area and first-team All-Lehigh Valley Conference honors as a senior. Rushed for 1,243 yds.
- A track standout, won the LVC outdoor track titles in the 100- and 200-meter dash.
- Married to Jasmine Jones.
- Born Joseph Sterlin Williams (9/4/93) in Allentown, PA.
- Graduated with a degree in sociology.

WILLIAMS’ TRANSACTIONS

Originally a 4th-round (121st overall) draft choice by SF in 2017.



GEORGE KITTLE

85

TE » 6-4 » 250 » IOWA

10.9.93 » NORMAN, OK » NORMAN HS, NORMAN, OK » ROOKIE » ACQUIRED D-5A IN '17

GOLDMINE

- Kittle is an avid fan of the WWE. In May of 2017, he took time to visit the Black and Brave Wrestling Academy in Illinois co-owned by one of Kittle's favorite wrestlers, WWE superstar Seth Rollins. At a pro wrestling event on the same weekend, Kittle got to live out one of his dreams and get into the ring, where he delivered a Stone Cold Stunner, a move made famous by his favorite wrestler of all-time, Steve Austin. "I felt like a kid," Kittle said. "It was so much fun. People were cheering. I realized why people get into wrestling, with people feeding off your action."

COLLEGE

In four seasons at Iowa, played in 49 games (17 starts) and registered 48 receptions for 737 yds. and 10 TDs. As a senior, earned Honorable Mention All-Big Ten and Academic All-Big Ten honors. Was also the recipient of the team Hustle Award (offense). Started all 11 games in which he appeared and notched 22 receptions for 314 yds. and 4 TDs. In 2015, earned Honorable Mention All-America and Academic All-Big Ten honors. Played in 14 games (6 starts) and tallied 20 receptions for 290 yds. and a team-high 6 TDs. As a sophomore, earned Academic All-Big Ten honors. Played in 12 games and registered 1 receipt for 25 yds. In 2013, played in 12 games and recorded 5 receipts for 108 yds. Also earned Academic All-Big Ten honors. Redshirted in 2012.



KITTLE'S GOLDEN NUGGETS

- His father, Bruce, was an offensive lineman at Iowa where he played in the 1982 Rose Bowl before suffering a career-ending injury in training camp with the Washington Redskins in 1982. Following his football career, Bruce went on to become an assistant coach at Oklahoma University (2010-12), and is currently a criminal-defense attorney.
- Kittle's cousin, Henry Krieger-Coble, signed with the Denver Broncos as an undrafted free agent TE in 2016. The two were teammates at Iowa.
- Showed off his athleticism at the 2017 NFL Combine, ranking third among all tight ends in the 40-yard dash (4.52 seconds) and broad jump (11'0").
- Played with fellow 49ers 2017 draft choice QB C.J. Beathard at Iowa (2012-16).

PERSONAL

- Attended Norman (OK) HS, and earned all-state, all-district and all-conference honors as a senior.
- Registered 26 receipts for 302 yds. and 6 TDs, while also notching 5 INTs as a senior.
- Born George Kittle (10/3/93) in Madison, WI.
- Majored in communications.

KITTLE'S TRANSACTIONS

Originally the first of two 5th-round (146th overall) draft choices by SF in 2017.



TRENT TAYLOR

81

WR » 5-8 » 178 » LOUISIANA TECH

4.30.94 » SHREVEPORT, LA » EVANGEL CHRISTIAN ACADEMY, SHREVEPORT, LA » ROOKIE » ACQUIRED D-5B IN '17

GOLDMINE

- Growing up, Taylor was a multi-sport athlete while attending Evangel Christian (Shreveport, LA) high school. He was an all-state baseball player in addition to participating in track and long jump. For one season, Taylor played tennis with his quarterback as his doubles partner and the two were state runners-up that year.
- While playing defensive back in high school, Taylor hit an opponent with such ferocity that he broke the receiver's jaw.

COLLEGE

In four seasons at Louisiana Tech, played in 53 games and registered 327 receipts. for 4,179 yds. and 32 TDs, while adding 58 PRs for 482 yds. Finished his collegiate career ranked 1st in school history with 327 career receipts. and 2nd in both rec. yds. (4,179) and TDs (32). In 2016, earned First-Team All-Conference USA honors as a WR and Second-Team All-Conference USA honors as PR. Also earned First-Team All-Louisiana honors from the Louisiana Sports Writers Association. Started all 14 games and notched 136 receipts. for 1,803 yds. and 12 TDs. Also added 17 PRs for 176 yds. His 1,803 rec. yds. ranked 1st in the NCAA and set a single-season school record. As a junior, earned First-Team All-Conference USA and First-Team All-Louisiana honors. Played in 13 games and tallied 99 receipts. for 1,282 yds. and 9 TDs while adding 13 PRs for 83 yds. In 2014, earned Second-Team All-Conference USA and Honorable Mention All-Louisiana honors. Played in 14 games and tallied 64 receipts. for 834 yds. and 9 TDs. Also had 22 PRs for 168 yds. As a freshman, played in 12 games and notched 28 receipts. for 260 yds. and 2 TDs, while adding 6 PRs for 53 yds.



TAYLOR'S GOLDEN NUGGETS

- Taylor's father, Greg, played linebacker at Western Kentucky University from 1982-85 where he played under WKU's all-time wins leader, Jimmy Feix, for two seasons (1984-85).
- In 2016, Taylor led the nation with 1,803 rec. yds. on 136 receipts. to go along with 12 TDs.
- Taylor has lived in three states during his life, including Kentucky, Louisiana and Tennessee. During his time in Tennessee, he became very fond of the city of Nashville and country music.

PERSONAL

- Attended Evangel Christian Academy (Shreveport, LA), and earned all-state, all-district and all-city honors and was named MVP of the state championship game as a senior.
- Registered 107 receipts. for 1,650 yds. and 20 TDs as a senior.
- Also lettered in basketball, baseball, tennis and track & field.
- Born Trent Nelson Taylor (4/30/94) in Cookeville, TN.

TAYLOR'S TRANSACTIONS

Originally the second of two 5th-round (177th overall) draft choices by SF in 2017.



D.J. JONES

96

DL » 6-0 » 321 » MISSISSIPPI

1.19.95 » PIEDMONT, SC » WREN HS, PIEDMONT, SC » ROOKIE » ACQUIRED D-6A IN '17

GOLDMINE

- During the 2017 offseason, Jones took on the role of weatherman for FOX Carolina News. He even sounded the part, speaking of a hot day, "Drink water. Get some fluids in you."
- Jones transferred to Ole Miss following two seasons (2013-14) at East Mississippi Community College (Scooba, MS), the school that was featured in the 2016 Netflix documentary "Last Chance U". During his two seasons in Scooba, Jones helped lead EMCC to a 24-0 record and back-to-back NJCAA National Championships. Prior to transferring, Jones was listed as the No. 3 junior college prospect in the country by 247sports.com and ESPN.com.
- After transferring, Jones immediately became one of the strongest Rebels. According to NFL.com, he benched 440 pounds, squatted 650 pounds and had a max clean of 330 pounds when he finished his time at East Mississippi Community College.

COLLEGE

In two seasons at Ole Miss, played in 25 games (15 starts) and registered 70 tackles, 6.0 sacks, 8.5 TFLs, 1 INT, 1 FF, 1 FR and 1 PD. In 2016, started all 12 games and tallied 30 tackles, 2.0 sacks, 3.0 TFLs, 1 INT and 1 FR. As a junior, played in 13 games (3 starts) and notched 40 tackles, 4.0 sacks, 5.5 TFLs and 1 FF. Began his collegiate career at East Mississippi Community College in Scooba, MS. A two-year starter, helped guide East Mississippi to a 24-0 record and two NJCAA national championships. As a sophomore, earned MACJC all-region and all-state honors. Played in 12 games and recorded 29 tackles, 4.0 sacks, 8.5 TFLs and 2 FFs. In 2013, played in 12 games and registered 49 tackles, 8.0 sacks, 5.0 TFLs and 1 FF.



JONES' GOLDEN NUGGETS

- Jones transferred to Ole Miss following two seasons (2013-14) at East Mississippi Community College (Scooba, MS), the school that was featured in the 2016 Netflix documentary "Last Chance U".
- After playing in every game of his junior season with the Rebels, Jones earned the Jeff Hamm Memorial Award as the Rebels' most improved defensive player in the spring of 2016.

PERSONAL

- Attended Wren (Piedmont, SC) HS, and was a Shrine Bowl of the Carolinas participant as a senior.
- Also played basketball and threw discus and shot put on the track & field team.
- Born David Oliver Jones (1/19/95) in Piedmont, SC.
- Majored in general studies.

JONES' TRANSACTIONS

Originally the first of two 6th-round (198th overall) draft choices by SF in 2017.



PITA TAUMOEPENU

45

LB » 6-1 » 245 » UTAH

3.9.94 » PROVO, UT » TIMPVIEV HS, PROVO, UT » ROOKIE » ACQUIRED D-6B IN '17

GOLDMINE

- Taumoepenu grew up with his mother's family about 3,000 miles east of Australia on the island of Tongatapu, which is the main island in the Tongan archipelago. He learned to develop his work ethic on his grandparents farm, where he helped grow pineapples and watermelons.
- Growing up in Tonga, the common sports played are rugby and cricket. Taumoepenu's experience playing rugby helped his transition to football. Said Taumoepenu, "It was hard for me to see through that face-mask. I came from rugby to football. It was pretty difficult at times. But I told myself I can do it. And basically I just tried to stay positive."
- After moving in with his aunt in Provo, UT, Taumoepenu worked to develop his English. He increased his ACT score from an 18 when he first arrived in the United States to a 28 just one year later. Taumoepenu's dedication and hard work continued to pay off, completing degrees in economics and sociology in three years at Utah.



COLLEGE

Appeared in 46 games during his four-year career at Utah where he recorded 73 tackles, 25.5 TFLs, 21.5 sacks, 4 FFs and 1 FR. As a senior in 2016, appeared in 13 games (6 starts) and registered 41 tackles, 9.0 sacks and 12.0 TFLs while earning Honorable Mention All-Pac-12 honors. As a junior in 2015, played in all 13 games where he registered 9 tackles, 6.0 sacks and 1 FF. In 2014, he appeared in all 13 games (1 start) and finished with 17 tackles and ranked third on the team with 5.5 sacks. In his freshman season of 2013, played in 7 games and registered 6 tackles and 1.0 sack.



TAUMOEPENU'S GOLDEN NUGGETS

- His full name is pronounced PEET-uh, tao-mo-eh-PEN-ew.
- Taumoepenu was just three months old when his grandparents, Pita and Meleseini Taumoepenu, took him and his older sister, Ruth Tuha, to live in Tonga. Not knowing what football was at the time, he remembered listening to his grandfather tell him how he was going to become an NFL player. When he was 17, he moved to Utah where he lived with an aunt and attended Timpview HS. At that time, his cousins persuaded him to try the game his grandfather loved. "My coach just told me to go get the quarterback," Taumoepenu said in 2015. "That's all I cared about. That's all I do, and it was fun."

PERSONAL

- Earned first-team all-state honors as a senior at Timpview (Provo, UT) HS in 2012. Was a *USA Today* All-Utah Football Team selection after finishing with 25.0 sacks, tying the third-highest single-season total in state history.
- Played just one year of high school football after moving to Utah from Tonga at the age of 17.
- Moved from Texas to Tonga as a three-month old.
- Son of Michelle and George Adams.
- Born Pita Taumoepenu (3/9/94) in Euless, TX.
- Studied sociology at Utah.

TAUMOEPENU'S TRANSACTIONS

Originally the second of two 6th-round (202nd overall) draft choices by SF in 2017.



ADRIAN COLBERT

38

DB » 6-2 » 205 » MIAMI

10.6.93 » MINERAL WELLS, TX » MINERAL WELLS HS, MINERAL WELLS, TX » ROOKIE » ACQUIRED D-7 IN '17

GOLDMINE

- Colbert overcame adversity at age 10 when he was living in Wichita Falls, TX. While racing a friend on his bike, Colbert ran a stop sign and was hit by a car, went through the windshield and suffered life-threatening injuries, falling into a coma for more than a week. His father, Adrian Sr., became motivated to make a change and moved them 90 miles south to Mineral Wells, TX, to escape from the gang environment that Adrian Sr. was apart of in Wichita Falls.
- After moving to Mineral Wells, Colbert didn't quite feel at home, but found additional support from the Clarke family, who treated him like a son of their own. Colbert was introduced to the family when he was approached by one of the three daughters in the family, Katy, asking if he needed a ride while walking the three miles home from school. He became part of their family, referring to them as parents and sisters, and even put his number in Mrs. Clarke's phone as 'Adrian - my adopted son.' "It made it easier for me to call [Mineral Wells] home," Colbert said. "Not only having my family, but a family that was already established here that loved me just like my family loved me."

COLLEGE

In his collegiate career, played in 46 games (6 starts) and registered 48 tackles, 2.5 TFLs, 2 INTs and 4 PDs. Began his collegiate career at Texas (2012-15) and was a graduate transfer to Miami in 2016. As a senior, played in 8 games (2 starts) for the Hurricanes, registering 22 tackles, 2.5 TFLs, 1 INT and 3 PDs. In 2015, played in 12 games for the Longhorns. As a sophomore, played in 13 games (4 starts) and registered 20 tackles, 1 INT and 1 PD. In 2013, played in 13 games and registered 6 tackles. Red-shirted in 2012.



COLBERT'S GOLDEN NUGGETS

- After spending four years (2012-15) and graduating from the University of Texas, Colbert transferred to the University of Miami to further his education and secured a final season of eligibility.
- Colbert has been an active volunteer in his communities. In previous years, he's volunteered for the Salvation Army and youth football camps in addition to working at concession stands at youth football games.
- In the spring of 2013 at Texas, Colbert was named a member of the Big 12 Commissioner's Honor Roll.


PERSONAL

- Attended Mineral Wells (TX) HS and tallied 90 tackles, 4 INTs, 1 FF and 9 PDs on defense while adding 580 rushing yds. and 10 TDs along with 28 repts. for 580 yds. and 6 TDs as a senior. Also had 6 PRs for 172 yds. and 1 TD as well as 9 KORs for 252 yds. and 1 TD.
- Named first-team all-district 7-3A at tight end and returner as a senior.
- A four-year letterman in track & field, was the Texas 3A state champion in the 400m as a junior.
- Born Adrian Colbert (10/6/93) in Mineral Wells, TX.

COLBERT'S TRANSACTIONS

Originally a 7th-round (229th overall) draft choice by SF in 2017.

UNDRAFTED FREE AGENTS



VICTOR BOLDEN **1**
 WR » 5-8 » 178
 OREGON STATE

Appeared in 46 games (36 starts) during his four-year career at Oregon State. Registered 170 receipts. for 1,863 yds. and 7 TDs while adding 95 rushing atts. for 727 yds. and 3 TDs. As a returner, recorded 108 KORs for 2,420 yds. and 3 TDs along with 19 PRs for 186 yds. and 1 TD. As a senior in 2016, appeared in all 12 games (11 starts) and led the team in receipts. (46) and rec. yds. (542) while adding 28 rushing atts. for 329 yds. and 2 TDs on the ground. Also notched 27 KORs for 42 yds. and 1 TD. In 2015, appeared in all 12 games and recorded 46 receipts. for 461 yds. and 3 TDs to earn All-Pac-12 Honorable Mention honors. Also added 36 rushing atts. for 185 yds., 23 KORs for 580 yds. and 1 TD. As a sophomore, started all 11 games in which he appeared and totaled 72 receipts. for 798 yds. and 2 TDs along with 19 carries for 118 yds. In 2013, appeared in 13 games (2 starts) and recorded 6 receipts. for 62 yds. and 12 rushes for 95 yds. and 1 TD on offense. As a returner, registered 58 KORs for 1,198 yds. and 1 TD. Attended Los Osos (Rancho Cucamonga, CA) HS, where he earned All-CIF Southern Section Inland Division and all-league honors after totaling a combined 1,236 rush. and rec. yds. and 13 TDs as a senior. Born 4/4/95 in Rancho Cucamonga, CA.




MATT BREIDA **49**
 RB » 5-11 » 190
 GEORGIA SOUTHERN

His last name is pronounced BRAY-duh. Appeared in 48 games (36 starts) during his four-year career at Georgia Southern. Rushed for 3,754 yds. and 37 TDs on 543 carries, while adding 22 receipts. for 156 yds. and 3 TDs. As a senior, appeared in 12 games (11 starts) and registered 168 carries for 646 yds. and 3 TDs in addition to 11 receipts. for 53 yds. and 2 TDs. In 2015, started all 13 games and led the team with 1,608 yds. and 17 TDs on 203 carries to earn First-Team All-Sun Belt honors. As a sophomore, started all 12 games and was named First-Team All-Sun Belt. Led the Sun Belt Conference with 1,485 rush yds. while adding 17 TDs. on 171 carries. Appeared in 11 games as a freshman in 2013 and totaled 1 att. for 15 yds. Attended Nature Coast Technical (Brooksville, FL) HS, where he was the District Player of the Year and All-Hernando County Offensive Player of the Year in 2012. Born 2/28/95 in Brandon, FL.




KENDRICK BOURNE **6**
 WR » 6-1 » 203
 EASTERN WASHINGTON

His last name is pronounced BORN. Appeared in 53 games (32 starts) and totaled 211 receipts. for 3,130 yds. and 27 TDs during his four-year career at Eastern Washington. As a senior, earned Second-Team All-Big Sky honors. Started all 13 games and registered 79 receipts. for 1,201 yds. and 7 TDs. In 2015, appeared in 11 games (10 starts) and recorded 73 receipts. for 998 yds. and 8 TDs to earn Second-Team All-Big Sky honors. As a sophomore, appeared in all 14 games (9 starts) and earned All-Big Sky Honorable Mention honors after totaling 52 receipts. for 814 yds. and 10 TDs. Saw action in 14 games as a freshman in 2013 and notched 7 receipts. for 117 yds. and 2 TDs. Attended Milwaukie Arts (Portland, OR) Academy, where he was a first-team All-Northwest Oregon Conference selection in 2012 after totaling 54 receipts. for 1,292 yds. and 18 TDs. Born 8/4/95 in Portland, OR.




JP FLYNN **60**
 OL » 6-5 » 320
 MONTANA STATE

Spent five years at Montana State and finished his career by starting 43 consecutive games. Earned First-Team All-Big Sky honors in 2016 after starting all 11 games as a senior. In 2015, started all 11 games at left guard. In 2014, started all 13 games at left guard and earned First-Team All-Big Sky honors. Was named Third-Team All-Big Sky in 2013 after starting the final eight games of the season. Redshirted as a true freshman in 2012. Attended Bettendorf (IA) HS, where he earned first-team all-state honors as a senior after helping lead Bettendorf to an undefeated regular season and state runner-up finish. Born 8/30/93 in Knoxville, TN.



ZACH FRANKLIN **31**
 CB » 6-0 » 200
 WASHBURN

Appeared in 45 games (34 starts) and recorded 109 tackles, 32 PDs, 6.0 TFLs, 2 FRs and 1 FF during his four-year career at Washburn. Also totaled 34 KORs for 750 yds. As a redshirt senior in 2016, started all 12 games and registered 38 tackles, 12 PDs, 4.5 TFLs, 1 FF and 1 FR to earn Third-Team All-Mid-America Intercollegiate Athletics Association honors. In 2015, started all 11 games and earned Second-Team All-MIAA honors after totaling 34 tackles, 14 PDs, 1.0 TFL and 1 FR. As a sophomore, started all 11 games and recorded 28 tackles, 4 PDs and 0.5 TFLs. Saw action in all 11 games as a freshman in 2013 and registered 9 tackles and 2 PDs. Redshirted in 2012. Attended Wichita Northwest (Wichita, KS) HS, where he registered 14 tackles and 3 repts. for 45 yds. as a senior. Born 2/14/94 in Wichita, KS.




COLE HIKUTINI **46**
 TE » 6-4 » 247
 LOUISVILLE

His last name is pronounced hick-uh-TEA-knee. Appeared in 24 games (13 starts) and registered 69 repts. for 1,016 yds. and 11 TDs during his two-year career at Louisville. In 2016, appeared in 13 games (10 starts) and ranked fifth among tight ends in FBS with 49 repts. for 656 yds. and 8 TDs. As a junior, appeared in 11 games (3 starts) and totaled 19 repts. for 348 yds. and 3 TDs. Transferred to Louisville after spending the 2014 season at the City College of San Francisco, where he registered 40 repts. for 658 yds. and 4 TDs. Transferred to CCFC after spending two years at Sacramento State. In 2013, appeared in 9 games (4 starts) and recorded 21 repts. for 204 yds. and 5 TDs. Redshirted in 2012. Attended Pleasant Grove (Elk Grove, CA) HS, where he hauled in 27 repts. for 536 yds. and 6 TDs as a senior. Born 6/11/94 in Wilton, CA.




JIMMIE GILBERT **47**
 LB » 6-5 » 230
 COLORADO

Appeared in 51 games (27 starts) during his four-year career at Colorado and totaled 147 tackles, 30.5 TFLs, 20.0 sacks and 8 FFs. As a senior in 2016, started all 14 games and registered 51 tackles, 14.0 TFLs, 10.5 sacks and 6 FFs to earn First-Team All-Pac-12 honors. In 2015, saw action in 13 games (3 starts) and totaled 47 tackles, 8.0 TFLs, 6.0 sacks and 1 FF. As a sophomore, appeared in 12 games (9 starts) and recorded 38 tackles, 6.5 TFLs, 2.5 sacks and 1 FF. In 2013, saw action in 12 games (1 start) as a freshman and notched 11 tackles, 2.0 TFLs, 1.0 sack and 1 FF. Attended A&M Consolidated (College Station, TX) HS, where he totaled 78 tackles, 25.0 TFLs and 10.0 sacks as a senior to earn first-team All-District 14-5A honors. Born 11/9/94 in College Station, TX.




CHANCELLER JAMES **43**
 S » 6-2 » 208
 BOISE STATE

During his five-year career with the Broncos (2012-16), played in 35 games (24 starts) and registered 171 tackles, 10.5 TFLs, 7 PDs, 4 INTs, 3.0 sacks and 1 FR. As a senior in 2016, started all 12 games in which he appeared and notched 80 tackles, a team-high 3 INTs and 1 PD. In 2015, appeared in 13 games (9 starts) and finished with 55 tackles, 6 PDs, 3.0 sacks and 1 INT. As a sophomore, played in 10 games (3 starts) and registered 36 tackles and 1 FR. After redshirting as a true freshman in 2012, missed the entire 2013 season due to injury. Attended Steele Canyon (Spring Valley, CA) HS, where he recorded 80 tackles, 5 INTs and 1 FR for a touchdown as a senior to earn first-team all-grossmont league honors. Born 9/26/94 in Spring Valley, CA.




**LORENZO
JEROME** **48**
DB » 5-10 » 204
SAINT FRANCIS (PA)

Appeared in 42 games over his four-year career at Saint Francis and totaled 252 tackles, 47 PDs, 18 INTs, 14.0 TFLs, 5.0 sacks, 2 FFs and 1 FR. Also added 45 KORs for 1,225 yds. and 3 TDs along with 18 PRs for 396 yds. and 2 TDs. In 2016, appeared in 10 games and registered 59 tackles, 11 PDs, 6 INTs, 5.5 TFLs, 2.5 sacks and 1 FR to earn First-Team All-NEC and All-America honors. Added 14 KORs for 405 yds. and 1 TD to earn First-Team All-NEC as a return specialist. In 2015, named First-Team All-NEC selection as both a defensive back and a return specialist. In 10 games, totaled 58 tackles, 10 PDs, 5.5 TFLs, 3 INTs and 2.5 sacks on defense in addition to 17 KORs for 531 yds. and 2 TDs as a returner. As a sophomore, started all 11 games and recorded 79 tackles, 16 PDs, 3 INTs, 2.0 TFLs, 1 FF and 1 TD to earn First-Team All-NEC honors as a defensive back. Added 14 KORs for 289 yds. and 12 PRs for 136 yds. and 1 TD in 2014 to earn Second-Team All-NEC as a return specialist. In 2013, appeared in 11 games and registered 56 tackles, 10 PDs, 6 INTs, 1.0 TFL, 1 FF and 1 TD. As a freshman, was named NEC Defensive Rookie of the Year and First-Team All-NEC. Attended J.P. Taravella (Coral Springs, FL) HS, where he was a three-year starter at quarterback and defensive back, finishing his senior season with 1,025 pass yds. and 750 rush yds. on offense while adding 5 INTs on defense. Born 1/20/95 in Sunrise, FL.



**ANDREW
LAUDERDALE** **64**
OL » 6-6 » 291
NEW HAMPSHIRE

In five years with the Wildcats (2012-16), appeared in 42 games (22 starts) along the offensive line. As a senior in 2016, started 13 games at LT, where he earned Third-Team All-CAA honors. In 2015, started all 9 games in which he appeared, including the final 7 games of the season at RT. As a sophomore in 2014, appeared in all 14 games after converting from TE to OL. After redshirting in 2012, did not see action the following season of 2013. Attended Trinity (Manchester, NH) HS, where he registered 5 receipts. for 107 yds. and 4 TDs as a TE in 2011, and was named first-team all-state for the second consecutive season. In addition to football, he also played basketball for the Pioneers. Born 11/22/93 in Concord, NH.



**RICHARD
LEVY** **69**
OL » 6-6 » 315
CONNECTICUT

During his five-year career with the Huskies (2012-16), appeared in 38 games (37 starts) along the offensive line. As a senior in 2016, started in all 12 games while helping the Huskies rush for 100-or-more yds. 6 times. In the 2014-15 seasons, he started 12 and 13 games respectively at left tackle, while seeing his first collegiate action in 1 game in 2013. Redshirted as a true freshman in 2012. Attended Trenton West (Trenton, NJ), where he was a team captain and played along both the offensive and defensive lines. Born 9/12/92 in Trenton, NJ.



**BJ
JOHNSON III** **83**
WR » 6-1 » 210
GEORGIA SOUTHERN

During his five-year career with the Eagles (2012-16), played in 44 games (35 starts) and registered 92 receipts. for 1,377 yds. and 6 TDs. As a senior in 2016, started all 12 games in which he appeared and finished with a team-high 42 receipts. for 600 yds. and 3 TDs. In 2015, appeared in 9 games (5 starts) and finished with 15 receipts. for 249 yds. As a sophomore, started all 12 games and registered a team-high 23 receipts. for 312 yds. and 3 TDs. In 2013, appeared in 11 games (6 starts) and led the team with 12 receipts. for 216 yds. Redshirted as a true freshman in 2012. Attended Woodruff (SC) HS, where he was named South Carolina Region 2-2A Player of the Year as a senior and totaled 165 receipts. for 2,780 yds. and 30 TDs during his career. Born 2/22/93 in Greenville, SC.



**ERIK
MAGNUSON**

62

OL » 6-6 » 305

MICHIGAN

Appeared in 46 games (37 starts) along the offensive line during his five-year career at Michigan. As a senior in 2016, started all 12 games at right tackle to earn the Hugh R. Rader Memorial Award as Michigan's top lineman and First-Team All-Big Ten honors. In 2015, earned Third-Team All-Big Ten honors after starting all 12 games at right tackle. As a sophomore, appeared in 8 games, making 5 starts. As a freshman in 2013, appeared in 12 games with 7 starts. Redshirted in 2012. Attended La Costa Canyon (Carlsbad, CA) HS, where he was a three-year starter. Born 1/5/94 in Carlsbad, CA.



**NICK
MULLENS**

1

QB » 6-1 » 187

SOUTHERN MISSISSIPPI

In four seasons at Southern Mississippi (2013-16), played in 44 games (41 starts) and completed 928 of 1,546 atts. for 11,994 yds. and 87 TDs. In 2016, made 11 starts and completed 243 of 384 atts., for 3,272 yds. and 24 TDs, averaging 297.5 passing yds. per game. Started all 14 games as a junior in 2015, setting single-season school records for passing yds. (4,476) and TD passes (38) as the Golden Eagles finished with more than 7,000 yds. of offense for the first time in school history. In 2014, started 10 games and completed 218 of 365 atts. for 2,470 passing yds. and 12 TDs. As a freshman in 2013, appeared in 9 games (6 starts) and threw for 1,776 yds. and 13 TDs while earning Conference USA All-Freshman honors. Attended Spain Park (Birmingham, AL) HS, where he had 8,605 career passing yds., finishing his high school career with the 7th-most passing yds. in AHSAA history, to go along with 40 passing TDs. Born 3/21/95 in Hoover, AL.




**TYLER
McCLOSKEY**

47

FB » 6-2 » 245

HOUSTON

Appeared in 53 games (29 starts) during his four-year career at Houston. Finished his career with 39 receipts. for 406 yds. and 5 TDs. In 2016, appeared in 13 games (12 starts) at tight end and recorded 23 receipts. for 233 yds. and 4 TDs. As a junior, appeared in 14 games (13 starts) and totaled 14 receipts. for 157 yds. and 1 TD. In 2014, saw action in all 13 games with 3 starts at fullback, registering 2 receipts. for 16 yds. and 1 carry for 1 yd. As a freshman in 2013, appeared in 12 games with 1 start at fullback. Attended Memorial (Houston, TX) HS, where he was named the 2012 District 19-5A Co-Offensive MVP and earned District first-team honors after throwing for 1,456 yds. and 9 TDs while rushing for 966 yds. and 18 TDs as a senior. Born 8/11/94 in Houston, TX.




**DONAVIN
NEWSOM**

48

LB » 6-2 » 240

MISSOURI

Appeared in 48 games during his five years (2012-16) at Missouri, finishing his career with 165 tackles, 18.0 TFLs, 5.5 sacks, 7 PDs, 5 FFs and 1 FR. As a senior in 2016, registered a team-high 73 tackles in 12 games (11 starts) while adding 5.5 TFLs, 3.0 sacks, 4 PDs and 1 FF. Finished fourth on the team with 63 tackles in 2015 to go along with 9.0 TFLs, 2.5 sacks, 2 FFs and 2 PDs. Saw action in all 14 games (4 starts) and picked up 24 tackles 3.5 TFLs, 1 PD and 1 FR in 2014. In 2013, saw action in 10 games, while recording 1 tackle on defense and 4 tackles on special teams. Redshirted in 2012. Attended Parkway North (St. Louis, MO) HS, where he also was a three-year letterman in basketball, earning all-conference recognition as a junior. Born 10/13/93 in St. Louis, MO.




**NOBLE
NWACHUKWU**

66

DL » 6-2 » 275

WEST VIRGINIA

His last name is pronounced wah-CHEW-coo. Appeared in 47 games (38 starts) during his five years (2012-16) at West Virginia, finishing his career with 126 tackles, 29.5 TFLs, 15.5 sacks, 7 PDs, 3 FFs and 1 FR. As a senior in 2016, led the team with 4.0 sacks and finished with 40 tackles, 7.5 TFLs, 2 PDs, 1 FF and 1 FR. In 2015, started all 13 games for the second-consecutive season and tallied 47 tackles, 13 TFLs and a team-high 8.5 sacks, 1 PD and 1 FF. As a sophomore, started 13 games and notched 34 tackles, 8.0 TFLs, 4 PDs and 2.0 sacks. Appeared in 9 games in 2013, finishing with 5 tackles, 1.0 TFL, 1.0 sack and 1 FF. Redshirted in 2012. Attended Wylie (TX) HS, where he was a two-time unanimous first-team all-district 10-4A defense member. As a senior in 2011, registered 53 tackles, 8 TFLs and 1 FF. Born 11/30/94 in Wylie, TX.



**DARRELL
WILLIAMS JR.**

75

DL » 6-6 » 310

WESTERN KENTUCKY

Appeared in 46 games during his five years (2012-16) at Western Kentucky. Started in 38 consecutive games over his final three seasons along the offensive line for the Hilltoppers. As a senior in 2016, was part of an offensive line that paved the way for a seventh-consecutive 1,000-yd. rusher. In 2015, started all 14 games at right tackle, anchoring the right side of an offensive line that finished the year ranked 19th nationally in sacks allowed, with just 16 sacks on 554 pass atts., the 7th-best percentage nationally and second among teams with 500-or-more atts. During the 2014 season, he started 10 straight games at right guard, helping pave the way for 2,018 all-purpose yds. from RB Leon Allen. Saw action in 7 games in 2013, starting the final three at right tackle. Redshirted in 2012. Attended West Laurens (Dexter, GA) HS, where he finished his career starting 31-consecutive games at offensive tackle. He lettered all four years in football and basketball. Born 3/24/93 in Dublin, GA.

2016 DEFENSIVE & SPECIAL TEAMS STATISTICS

DEFENSIVE STATISTICS

PLAYER	TACKLES			For Loss	Quarterback				
	Total	Solo	Ast		Sacks	INT	PD	FF	FR
A. Bethea	141	100	41	3	0.0	1	3	1	1
G. Hodges	92	67	25	4	3.0	2	2	1	1
D. Buckner	87	58	29	13	6.0	0	1	0	2
N. Bellore	82	62	20	3	1.0	1	5	0	1
E. Reid	81	55	26	0	0.0	1	5	1	0
A. Brooks	76	50	26	13	6.0	0	4	1	0
T. Brock	67	50	17	5	0.0	1	14	1	0
J. Ward	64	49	15	3	1.0	1	12	0	0
J. Tartt	61	38	23	6	1.0	0	3	0	0
M. Wilhoite	59	41	18	1.5	0.5	0	2	1	1
E. Harold	55	27	28	7	3.0	0	0	1	1
Q. Dial	43	32	11	3	0.0	0	2	0	0
N. Bowman	37	27	10	6	1.0	1	2	1	0
G. Dorsey	35	25	10	3	1.0	0	0	0	0
R. Robinson	34	26	8	0	0.0	1	8	0	0
T. Carradine	30	14	16	1	0.0	0	0	0	0
K. Reaser	29	21	8	1	0.0	0	5	2	0
M. Purcell	26	18	8	2	0.0	0	0	1	0
A. Armstead	21	11	10	4.5	2.5	0	0	1	0
C. Jones	21	15	6	4	0.0	0	0	0	0
R. Blair	18	16	2	5	3.0	0	0	0	0
A. Lynch	12	10	2	3.5	1.5	0	0	0	0
D. Johnson	11	10	1	0	0.0	0	3	0	0
R. Armstrong	9	7	2	1	0.0	1	2	0	1
T. Jerod-Eddie	7	4	3	0	0.0	0	0	0	0
M. Cromartie	4	3	1	0	0.0	0	0	0	0
V. Sunseri	4	3	1	1	0.0	0	0	0	0
C. Davis	2	0	2	0.5	0.5	0	0	0	0
T. Hart	2	2	0	0	0.0	0	0	0	0
S. Skov	2	0	2	0	0.0	0	0	0	0
C. Bradford	2	2	0	1	0.0	0	0	0	0
J. Shepherd	1	1	0	0	0.0	0	0	0	0
TOTALS	1,215	844	371	95	31	10	73	12	8

SACKS (33.0)

A. Brooks (6.0) – 1.0 vs. LAR, 1.0 at Sea., 0.5 vs. TB, 1.0 vs. NE, 0.5 at Mia., 1.0 at Chi., 1.0 at LAR
D. Buckner (6.0) – 2.0 at Buf., 1.0 at Arz., 2.0 vs. NYJ, 1.0 at LAR
R. Blair (3.0) – 0.5 vs. Dal., 1.0 at Mia., 0.5 vs. NYJ, 1.0 at LAR
E. Harold (3.0) – 1.0 at Arz., 1.0 at Atl., 1.0 at LAR
G. Hodges (3.0) – 1.0 at Car., 1.0 vs. NO, 1.0 vs. NYJ
A. Armstead (2.5) – 1.0 vs. LAR, 1.0 at Buf., 0.5 vs. TB
A. Lynch (1.5) – 1.0 vs. TB, 0.5 vs. NYJ
N. Bellore (1.0) – 0.5 vs. Arz., 0.5 at Mia.
N. Bowman (1.0) – 1.0 vs. Dal.
G. Dorsey (1.0) – 1.0 at Sea.
J. Tartt (1.0) – 1.0 vs. NYJ
J. Ward (1.0) – 1.0 vs. NYJ
C. Davis (0.5) – 0.5 vs. Dal.
M. Wilhoite (0.5) – 0.5 vs. Arz.
Team (2.0) – 2.0 vs. Sea.

INTERCEPTIONS (10)

G. Hodges (2) – 1–21 vs. TB, 1–6 at Arz.
R. Armstrong (1) – 1–5 vs. LAR
N. Bellore (1) – 1–4 at Sea.
A. Bethea (1) – 1–0 at Car.
N. Bowman (1) – 1–0 vs. LAR
T. Brock (1) – 1–39 at LAR
E. Reid (1) – 1–13 at Arz.
R. Robinson (1) – 1–0 at LAR
J. Ward (1) – 1–8 vs. NYJ

SINGLE-GAME BESTS

Tackles: 14 by Nick Bellore at Chi.
Tackles For Loss: 3.0 by DeForest Buckner vs. NYJ
Sacks: 2.0, two times, last by DeForest Buckner vs. NYJ
Passes Defensed: 4 by Jimmie Ward at Arz.
Interceptions: 1, seven times, last by Tramaine Brock & Rashard Robinson at LAR
Forced Fumbles: 1, seven times, last by Keith Reaser at LAR
Fumble Recoveries: 1, five times, last by Michael Wilhoite at Atl.
Special Teams Tackles: 3, four times, last by Vinnie Sunseri at LAR

SPECIAL TEAMS

PLAYER	Tot	Solo	Ast	FF	FR
A. Burbridge	15	10	5	0	0
J. Tartt	13	12	1	0	0
M. Wilhoite	11	7	4	0	0
R. Streater	9	6	3	0	0
S. Skov	8	6	2	0	0
S. Draughn	8	4	4	0	1
B. Bell	7	3	4	0	0
N. Bellore	5	4	1	1	0
K. Nelson	5	3	2	0	0
D. Johnson	4	2	2	0	0
M. Cromartie	4	1	3	0	0
G. Hodges	3	2	1	0	0
K. Reaser	3	2	1	0	0
J. Hamm	3	2	1	0	0
V. Sunseri	3	2	1	0	0
J. Ward	2	2	0	1	1
G. Celek	2	1	1	1	0
M. Ball	2	2	0	0	0
C. Bradford	2	2	0	0	0
V. McDonald	1	0	1	0	0
J. Shepherd	1	1	0	0	0
B. Pinion	1	1	0	0	0
TOTALS	112	75	37	3	2

BLOCKED PATS (2)

A. Brooks (1) – blocked G. Gano's PAT at Car.
C. Jones (1) – blocked S. Hauschka's PAT vs. Sea.

2016 SAN FRANCISCO 49ERS GAME-BY-GAME STARTERS & INACTIVES

OFFENSE

Opp	WR	LT	LG	C	RG	RT	TE	WR	WR	RB	QB	Other
LAR	Kerley	Staley	Beadles	Kilgore	Tiller	T. Brown	McDonald	T. Smith	Patton	Hyde	Gabbert	
at CAR	Kerley	Staley	Beadles	Kilgore	Tiller	T. Brown	McDonald	T. Smith	Patton	Hyde	Gabbert	
at SEA	Kerley	Staley	Beadles	Kilgore	Tiller	T. Brown	McDonald	T. Smith	Patton	Hyde	Gabbert	
Dal	Kerley	Staley	Beadles	Kilgore	Tiller	T. Brown		T. Smith	Patton	Hyde	Gabbert	Burbridge (WR)
ARZ	Kerley	Staley	Beadles	Kilgore	Tiller	T. Brown	Celek	T. Smith	Patton	Hyde	Gabbert	
at BUF	Kerley	Staley	Beadles	Kilgore	Garnett	T. Brown	McDonald	T. Smith	Patton	Hyde	Kaepernick	
TB		Staley	Beadles	Kilgore	Garnett	T. Brown	McDonald	T. Smith	Patton	M. Davis	Kaepernick	Celek (TE)
NO	Kerley	Staley	Beadles	Kilgore	Garnett	T. Brown	McDonald	T. Smith	Patton	Harris	Kaepernick	
at ARZ	Kerley	Staley	Beadles	Kilgore	Garnett	T. Brown	McDonald	T. Smith	Patton	Hyde	Kaepernick	
NE	Kerley	Staley	Beadles	Kilgore	Garnett	T. Brown	McDonald	Burbridge	Patton	Hyde	Kaepernick	
at MIA	Kerley	Staley	Beadles	Kilgore	Garnett	T. Brown	McDonald	T. Smith	Patton	Hyde	Kaepernick	
at CHI	Kerley	Staley	Beadles	Kilgore	Garnett	T. Brown	McDonald	T. Smith	Patton	Hyde	Kaepernick	
NYJ		Beadles	M. Martin	Kilgore	Garnett	T. Brown	McDonald	T. Smith	Patton	Hyde	Kaepernick	Celek (TE)
at ATL	Kerley	Beadles	Tiller	M. Martin	Garnett	T. Brown	Celek	Burbridge	Patton	Hyde	Kaepernick	
at LAR	Kerley	T. Brown	Tiller	Beadles	Garnett	Theus	Celek	Harper	Streater	Hyde	Kaepernick	
SEA		Staley	Gardner	Beadles	Garnett	T. Brown	Celek	Harper	Streater	Draughn	Kaepernick	Dray (TE)

DEFENSE

Opp	LDT	NT	RDT	OLB	ILB	ILB	OLB	LCB	RCB	SS	FS	Other
LAR	Buckner	Purcell	Dial	Brooks	Bowman	Hodges	Harold	Brock	Ward	Bethea	Reid	
at CAR	Buckner	Purcell	Dial	Brooks	Bowman	Hodges	Harold	Brock	Ward	Bethea	Reid	
at SEA	Buckner	Purcell	Dial	Brooks	Bowman	Hodges	Harold	Brock	Ward	Bethea	Reid	
Dal	Buckner	Purcell	Dial	Brooks	Bowman	Wilhoite	Harold	Brock	R. Robinson	Bethea	Reid	
ARZ	Armstead	Purcell	Dial	Brooks	Bellore	Wilhoite	Lynch	Brock	R. Robinson	Bethea	Reid	
at BUF	Armstead	Buckner	Dial	Brooks	Bellore	Wilhoite	Lynch	Brock	R. Robinson	Bethea	Reid	
TB	Armstead	Buckner	Dial	Brooks	Bellore	Hodges	Lynch	Brock	R. Robinson	Bethea	Reid	
NO	Armstead	Buckner	Dial	Brooks	Bellore	Hodges	Harold	Brock	Ward	Bethea	Reid	
at ARZ	Buckner	Dorsey	Dial	Brooks	Bellore	Hodges	Harold	Brock	Ward	Bethea	Reid	
NE	Buckner	Dorsey	Dial	Brooks	Bellore	Hodges	Harold	Brock	Ward	Bethea	Reid	
at MIA	Buckner	Dorsey	C. Jones	Brooks	Bellore	Hodges	Harold	Brock	Ward	Bethea	Tartt	
at CHI	Buckner	Dorsey	C. Jones	Brooks	Bellore	Hodges	Harold	Brock	Ward	Bethea	Tartt	
NYJ	Buckner	Dorsey	C. Jones	Brooks	Bellore	Hodges	Harold	Brock	Ward	Bethea	Tartt	
at ATL	Buckner	Dorsey	C. Jones	Brooks	Bellore	Wilhoite	Harold	Brock	Ward	Bethea	Tartt	
at LAR	Buckner	C. Jones	Dial	Brooks	Wilhoite	Hodges	Harold	Brock	R. Robinson	Bethea	Tartt	
SEA	Buckner	C. Jones	Dorsey	Brooks	Wilhoite	Hodges	Harold	Brock	R. Robinson	Bethea	Tartt	

INACTIVES

Opp	Inactives
LAR	Ponder/Reaser/C. Davis/Garnett/Theus/Dorsey/Hart
at CAR	Ponder/Cromartie/Harris/Jerod—Eddie/Theus/A. Davis/Hart
at SEA	Ponder/Cromartie/Harris/Jerod—Eddie/Theus/A. Davis/Hart
Dal	Ponder/K. Martin/Ward/Jerod—Eddie/Theus/McDonald/Hart
ARZ	Ponder/K. Martin/Ward/Theus/McDonald/Dorsey/Buckner
at BUF	Ponder/Ward/Tartt/Jerod—Eddie/Theus/Bell/Hart
TB	Ponder/K. Martin/Cromartie/Hyde/Theus/Hamm/Dorsey
NO	Ponder/K. Martin/Hyde/R. Robinson/Lynch/Purcell/Theus
at ARZ	Ponder/M. Davis/R. Robinson/Lynch/Theus/Hamm/C. Jones
NE	Ponder/M. Davis/Lynch/Theus/T. Smith/Hamm/C. Jones
at MIA	Ponder/Cromartie/M. Davis/Lynch/Theus/Hamm/Dial
at CHI	Ponder/Cromartie/M. Davis/Lynch/Jerod—Eddie/Theus/Hamm
NYJ	Ponder/Cromartie/M. Davis/Staley/Hamm/Dial/Carradine
at ATL	Gabbert/M. Davis/Hodges/J. Allen/Jerod—Eddie/Staley/T. Smith
at LAR	Gabbert/M. Davis/D. Johnson/M. Martin/Staley/Dorsey/Carradine
SEA	Gabbert/M. Davis/Iworah/Tiller/Jerod—Eddie/Carradine/Z. Moore

2016 SAN FRANCISCO 49ERS TRANSACTIONS

- 1-7 Signed K Corey Acosta, WR DiAndre Campbell, OL Colin Kelly, DT Kaleb Ramsey, LB Marcus Rush and DT Garrison Smith to Reserve/Future contracts.
- 1-14 Announced Chip Kelly head coach of the San Francisco 49ers.
- 1-21 Signed WR Eric Rogers to a two-year deal.
- 1-27 Announced coaching staff: Curtis Modkins (offensive coordinator); Jim O'Neil (defensive coordinator); Derius Swinton II (special teams coordinator); Jerry Azinano (defensive line); Bob Bicknell (wide receivers); Michael Clay (assistant special teams); Ryan Day (quarterbacks); Pat Flaherty (offensive line); Jeff Hafley (defensive backs); Mick Lombardi (offensive quality control); Hardy Nickerson (inside linebackers); Jeff Nixon (tight ends); Tom Rathman (running backs); Jason Tarver (outside linebackers); Eric Wolford (assistant offensive line).
- 2-1 Named Roy Anderson Assistant Defensive Backs coach.
- 2-22 Waived TE Brian Leonhardt.
- 2-23 Signed TE Garrett Celek to a four-year contract extension through the 2019 season.
- 2-24 Signed DT Quinton Dial to a three-year contract extension through the 2019 season.
- 3-2 Re-signed RB Shaun Draughn to a one-year contract.
- 3-8 Signed LB Ray-Ray Armstrong to a one-year extension through the 2016 season.
- 3-10 Signed QB Thad Lewis to a one-year deal.
- 3-14 Signed K Phil Dawson to a one-year deal.
- 3-18 Announced the hiring of five additional staff members: Dana Bible, senior analyst; Joe Bowden, inside linebackers; Tem Lukabu, defensive quality control; Kevin O'Connell, special projects; Vince Oghobaase, assistant defensive line.
- 3-22 Signed G Zane Beadles to a three-year deal.
- 3-23 Re-signed NT Ian Williams to a one-year deal.
- 4-4 Re-signed DT Tony Jerod-Eddie to a one-year deal.
- 4-28 Selected DL DeForest Buckner in the 1st round (7th overall) and G Joshua Garnett (26th overall) in the 2016 NFL Draft.
- 4-29 Selected CB Will Redmond in the 3rd round (68th overall) in the 2016 NFL Draft.
- 4-30 Selected CB Rashard Robinson in the 4th round (133rd overall), DL Ronald Blair in the 5th round (142nd overall), OL John Theus in the 5th round (145th overall), OL Fahn Cooper in the 5th round (174th overall), QB Jeff Driskel in the 6th round (207th overall), RB Kelvin Taylor in the 6th round (211th overall), WR Aaron Burbridge in the 6th round (213th overall), and CB Prince Charles Iworah in the 7th round (249th overall) in the 2016 NFL Draft.
- 5-4 Re-signed LB Michael Wilhoite to a one-year deal.
- 5-5 The 49ers waived K Corey Acosta, OL Jordan Devey, RB Kendall Gaskins and QB Dylan Thompson.
Signed the following Undrafted Free Agents to three-year deals: LB Kevin Anderson, DL Alex Balducci, DB Jered Bell, WR Devon Cajuste, DL Demetrius Cherry, DL Jason Fanaika, DL Lenny Jones, DL Darren Lake, K John Lunsford, OL Blake Muir, OL Norman Price, WR Bryce Treggs.
Signed the following 2016 Draft Picks to four-year deals: DL Ronald Blair, DL DeForest Buckner, WR Aaron Burbridge, OL Fahn Cooper, QB Jeff Driskel, CB Prince Charles Iworah, CB Rashard Robinson, RB Kelvin Taylor and OL John Theus.
- 5-12 Signed LB Wynton McManis to a three-year deal and waived LB Kevin Anderson.
- 5-15 RB Jarryd Hayne announced his retirement from the National Football League.
- 6-20 Signed RB Kendall Gaskins to a two-year deal.
- 7-28 DT Kaleb Ramsey announced his retirement from the National Football League.
- 7-29 Signed DL B.J. McBryde to a two-year deal.
- 7-30 T Anthony Davis was reinstated by the National Football League from the Reserve/Retired List and placed NT Ian Williams on the Reserve/Non-Football Injury List.
- 7-31 S Jaquiski Tartt has been placed on the Active/Non-Football Injury List.
- 8-4 Claim DB Cleveland Wallace off waivers from the Houston Texans and released LB Lenny Jones.
- 8-6 Activated S Jaquiski Tartt from the Active/Non-Football Injury List.
- 8-16 Signed QB Christian Ponder to a one-year deal and placed QB Thad Lewis on the Injured Reserve List.
- 8-23 Signed WR Ryan Whalen to a one-year deal and waived/injured S Jered Bell.
- 8-27 Traded CB Kenneth Acker to the Kansas City Chiefs for an undisclosed draft choice.
Released the following nine players: WR DiAndre Campbell, RB Kendall Gaskins, DL Darren Lake, K John Lunsford, LB Wynton McManis, OL Blake Muir, OL Ian Silberman, WR Jerome Simpson and CB Cleveland Wallace. Additionally, placed WR Eric Rogers on the Injured Reserve List.
- 8-28 Released TE Busta Anderson and G/T Erik Pears.
- 8-29 Traded G Brandon Thomas to the Detroit Lions for WR Jeremy Kerley.
- 8-30 Placed WR Bruce Ellington on the Injured Reserve List and waived LB Jason Fanaika.
- 9-3 The 49ers waived/injured WR DeAndre Smelter and placed LB Aaron Lynch on the Reserve/Suspended List.
Acquired WR Rod Streater and an undisclosed draft pick from the Kansas City Chiefs in exchange for an undisclosed draft pick. San Francisco also traded S L.J. McCray to the Seattle Seahawks for an undisclosed draft pick.
Released the following players: WR Dres Anderson, OL Alex Balducci, WR Devon Cajuste, DL Demetrius Cherry, OL Fahn Cooper, QB Jeff Driskel, TE Je'Ron Hamm, RB DuJuan Harris, CB Prince Charles Iworah, OL Colin Kelly, LB Corey Lemonier, DL B.J. McBryde, OL Norman Price, LB Marcus Rush, LB Shayne Skov, NT Garrison Smith, RB Kelvin Taylor, WR Bryce Treggs, WR Ryan Whalen, WR DeAndrew White.
- 9-4 Signed the following nine players to the team's practice squad: WR Dres Anderson; OL Alex Balducci, OL Fahn Cooper, TE Je'Ron Hamm, CB Prince Charles Iworah, OL Norman Price, LB Marcus Rush, LB Shayne Skov, RB Kelvin Taylor.
- 9-5 Signed RB DuJuan Harris to a one-year contract and placed CB Will Redmond on the Injured Reserve List.
Released Bruce Miller.
Signed WR Chris Harper to the team's practice squad.
Claimed DT Taylor Hart off waivers from the Philadelphia Eagles and waived S L.J. McCray.
- 9-6 Signed LB Tank Carradine to a one-year contract extension through the 2017 season.
- 9-12 Promoted WR Chris Harper to the active roster from the team's practice squad and released RB DuJuan Harris.
- 9-13 Re-signed RB DuJuan Harris and waived WR Chris Harper.
- 9-15 Signed WR Chris Harper to the team's practice squad.
- 9-21 Placed LB Ray-Ray Armstrong on the Injured Reserve List and promoted LB Shayne Skov to the active roster from the team's practice squad. Signed LB Curtis Grant to the team's practice squad.
- 9-26 Anthony Davis informed the team that he has retired from the National Football League.
- 9-27 Signed WR Keshawn Martin to a two-year deal.
- 10-3 Signed RB DuJuan Harris to the team's practice squad.
- 10-6 Placed LB NaVorro Bowman on the Injured Reserve List and elevated LB Aaron Lynch from the roster exemption.
- 10-10 Signed CB JaCorey Shepherd to a two-year deal and placed CB Chris Davis on the Injured Reserve List.
- 10-18 Signed WR DeAndre Smelter to the team's practice squad and released WR Dres Anderson.
- 10-22 Promoted RB DuJuan Harris to the active roster from the team's practice squad and waived DT Taylor Hart.

2016 SAN FRANCISCO 49ERS TRANSACTIONS

- | | |
|---|---|
| <p>11-1 Signed S Vinnie Sunseri to the team's practice squad.</p> <p>11-8 Promoted WR Chris Harper to the active roster from the team's practice squad and released WR Keshawn Martin. The team also signed WR Mose Frazier to the practice squad.
Claimed DT Chris Jones off waivers from the Miami Dolphins and placed DL Arik Armstead on the Injured Reserve List.</p> <p>11-15 Signed OL Colin Kelly to the team's practice squad and placed OL Fahn Cooper on the Practice Squad Injured List.</p> <p>11-22 Placed S Eric Reid on the Injured Reserve List and promoted S Vinnie Sunseri to the active roster from the team's practice squad. Also signed S Marcus Ball to the practice squad.</p> <p>11-28 Signed RB Raheem Mostert to the team's practice squad and released RB Kelvin Taylor.</p> <p>11-29 Placed LB Shayne Skov on the Injured Reserve List and promoted S Marcus Ball to the active roster from the team's practice squad. Also signed LB Wynton McManis to the practice squad.</p> <p>12-9 Signed TE Vance McDonald to a five-year contract extension through the 2021 season.</p> <p>12-12 Claimed OL Josh Allen off waivers from the Tampa Bay Buccaneers and placed TE Vance McDonald on the Injured Reserve List.</p> <p>12-13 Placed C Daniel Kilgore on the Injured Reserve List and promoted OL Alex Balducci to the active roster from the team's practice squad. Also signed OL Mitchell Van Dyk to the team's practice squad.</p> | <p>12-19 Placed LB Nick Bellore on the Injured Reserve List and claimed LB Carl Bradford off waivers from the Green Bay Packers.
Placed TE Blake Bell on the Injured Reserve List and signed TE Jim Dray to a one-year deal. Also signed LB Brandon Chubb to the practice squad.</p> <p>12-20 Placed WR Quinton Patton on the Injured Reserve List and promoted WR DeAndre Smelter to the active roster from the team's practice squad. Also signed WR DiAndre Campbell to the practice squad.
Placed DB Jimmie Ward on the Injured Reserve List and promoted CB Prince Charles Iworah to the active roster from the team's practice squad. Also signed CB Duke Thomas to the practice squad.</p> <p>12-21 Signed OL Andrew Gardner to a one-year deal and waived OL Josh Allen.</p> <p>12-23 Placed WR Torrey Smith on the Injured Reserve List and promoted LB Wynton McManis from the team's practice squad.</p> <p>12-27 Placed RB Carlos Hyde on the Injured Reserve List and claimed DL Zach Moore off waivers from the Dallas Cowboys.</p> <p>12-31 Placed C Marcus Martin on the Injured Reserve List and promoted RB Raheem Mostert to the team's active roster.</p> |
|---|---|

2017 SAN FRANCISCO 49ERS TRANSACTIONS

- 1-3 Signed OL Norman Price to a Reserve/Future contract.
- 1-13 Signed P Brock Miller to a Reserve/Future contract.
- 1-18 Signed K Nick Rose to a Reserve/Future contract.
- 1-19 Signed WR Rashad Ross to a Reserve/Future contract.
- 1-30 Announced John Lynch general manager of the San Francisco 49ers.
- 1-31 Announced Adam Peters vice president of player personnel of the San Francisco 49ers.
- 2-6 Announced Kyle Shanahan head coach of the San Francisco 49ers.
- 2-9 Announced Martin Mayhew senior personnel executive of the San Francisco 49ers.
- 2-10 Announced coaching staff additions: Jon Embree (assistant head coach/tight ends); Nick Kray (administrative assistant to the head coach); T.C. McCartney (offensive assistant); Rich Scangarello (quarterbacks); Bobby Turner (running backs); Ray Wright (head strength & conditioning).
- 2-13 Announced coaching staff additions: Taylor Embree (offensive quality control); Mike LaFleur (wide receivers); Mike McDaniel (run game specialist).
- 2-17 Announced coaching staff additions: Richard Hightower (special teams coordinator); Robert Saleh (defensive coordinator); Jeff Hafley (defensive backs); Johnny Holland (linebackers); Marquis Johnson (strength & conditioning assistant); Dustin Perry (strength & conditioning assistant); Bobby Slowik (defensive quality control); Jason Tarver (senior defensive assistant); Jeff Zgonina (defensive line).
- 2-21 Announced coaching staff additions: John Benton (offensive line); Daniel Bullocks (assistant defensive backs); Michael Clay (strength & conditioning assistant); Stan Kwan (assistant special teams); Vince Oghobaase (assistant defensive line); DeMeco Ryans (defensive quality control); Adam Stenavich (assistant offensive line).
- 2-22 Signed CB K'Waun Williams to a one-year deal.
- 2-24 Signed WR DeAndre Carter to a two-year deal.
- 2-25 Signed NT Earl Mitchell to a four-year deal.
- 2-27 Tendered one-year contracts to exclusive rights free agents LB Carl Bradford and NT Mike Purcell.
- 3-4 Signed WR Jeremy Kerley to a three-year contract extension through the 2019 season.
- 3-7 Released S Antoine Bethea and WR Torrey Smith.
- 3-8 Waived C Marcus Martin.
- 3-9 Signed WR Pierre Garçon to a five-year deal, WR Marquise Goodwin to a two-year deal, K Robbie Gould to a two-year deal, QB Brian Hoyer to a two-year deal, FB Kyle Juszczyk to a four-year deal, TE Logan Paulsen to a one-year deal and LB Malcolm Smith to a five-year deal.
- 3-10 Signed QB Matt Barkley to a two-year deal, LB Brock Coyle to a one-year deal, DB Don Jones to a two-year deal and WR Aldrick Robinson to a two-year deal.
- 3-15 Acquired OL Jeremy Zuttah from the Baltimore Ravens along with the Ravens 2017 sixth round draft choice (198th overall) in exchange for the 49ers 2017 sixth round draft choice (186th overall).
- 3-16 Re-signed DL Chris Jones to a one-year deal.
- 3-17 Signed LB Dekoda Watson to a three-year deal.
- 3-28 Re-signed RB DuJuan Harris to a one-year deal.
- 4-4 Signed RB Tim Hightower to a one-year deal.
- 4-7 Signed LB Jayson DiManche to a one-year deal and released CB Tra-
maine Brock.
- 4-19 Signed OL Garry Gilliam to a one-year deal.
- 4-27 Traded 1st round pick (2) to Chicago for their 1st round pick (3), their 3rd round pick (67), their 4th round pick (111) and their 3rd round pick in 2018.
Selected DL Solomon Thomas in the first round (3rd overall) of the 2017 NFL Draft.
Traded 2nd round pick (34) and 4th round pick (111) to Seattle for their 1st round pick (31).
Selected LB Reuben Foster in the first round (31st overall) of the 2017 NFL Draft.
- 4-28 Selected CB Ahkello Witherspoon in the third round (66th overall) of the 2017 NFL Draft.
Traded 3rd round pick (67) to New Orleans for their 7th round pick (229) and their 2nd round pick in 2018.
Traded 4th round pick (109) and 7th round pick (219) to Minnesota for their 3rd round pick (104).
Selected QB C.J. Beathard in the third round (104th overall) of the 2017 NFL Draft.
- 4-29 Traded 4th round pick in 2018 to Denver for RB Kapri Bibbs and their 5th round pick (177).
Traded 4th round pick (143) and 5th round pick (161) to Indianapolis for their 4th round pick (121).
Selected RB Joe Williams in the 4th round (121st overall) of the 2017 NFL Draft.
Selected TE George Kittle in the 5th round (146th overall) of the 2017 NFL Draft.
Selected WR Trent Taylor in the 5th round (177th overall) of the 2017 NFL Draft.
Selected DT D.J. Jones in the 6th round (198th overall) of the 2017 NFL Draft.
Selected DL Pita Taumoepeu in the 6th round (202nd overall) of the 2017 NFL Draft.
Selected DB Adrian Colbert in the 7th round (229th overall) of the 2017 NFL Draft.
- 5-2 Released the following 13 players: OL Alex Balducci, S Marcus Ball, LB Carl Bradford, LB Jayson DiManche, TE Je'Ron Hamm, WR Chris Harper, LB Wynton McManis, P Brock Miller, DL Zach Moore, NT Mike Purcell, WR Eric Rogers, CB JaCorey Shepherd and LB Shayne Skov.
Signed C Tim Barnes and OL Brandon Fusco to one-year deals.
- 5-4 The 49ers signed six of their 10 draft picks, each to four-year deals: DB Adrian Colbert, DL D.J. Jones, TE George Kittle, DL Pita Taumoepeu, WR Trent Taylor and RB Joe Williams
Signed the following Undrafted Free Agents: WR Victor Bolden, WR Kendrick Bourne, RB Matt Breida, WR Ka'Darius Cannon, OL JP Flynn, CB Zach Franklin, DL Jimmie Gilbert, S Malik Golden, OL Evan Goodman, TE Cole Hikutini, DB Lorenzo Jerome, OL Erik Magnuson, FB Tyler McCloskey, QB Nick Mullens, LB Donavin Newsom, DL Noble Nwachukwu, OL Bret Treadway and OL Darrell Williams Jr.
- 5-5 Waived RB Mike Davis.
- 5-8 Signed S Chancellor James, WR BJ Johnson III and OL Richard Levy and released WR KD Cannon, RB DuJuan Harris and OL Bret Treadway.
- 6-1 Signed CB Will Davis to a one-year deal and waived WR Rashad Ross.
- 6-8 Signed LB Elvis Dumervil to a two-year deal and waived OL Evan Goodman.
- 6-9 Signed OL Andrew Lauderdale to a two-year deal and waived S Malik Golden.
- 6-13 Signed 2017 3rd round draft pick QB C.J. Beathard to a four-year deal.

2016 49ERS OFFENSIVE GAME-BY-GAME TEAM STATISTICS

	LAR	@Car	@Sea	Dal	Arz	@Buf	TB	NO	@Arz	NE	@Mia	@Chi	NYJ	@Atl	@LAR	Sea	Totals
First Downs																	
Total	28	16	12	14	25	16	20	19	15	20	25	10	17	15	21	14	287
Rushing	11	3	6	6	10	8	11	4	4	8	9	7	11	6	5	7	116
Passing	10	13	6	8	12	7	8	15	11	11	15	2	5	8	14	7	152
Penalty	7	0	0	0	3	1	1	0	0	1	1	1	1	1	2	0	19

Third Down																	
Conversions	8	4	4	8	4	3	6	2	7	5	7	4	2	6	6	2	78
Attempts	17	14	15	14	14	13	15	9	17	14	14	14	12	13	16	11	222
Percentage	47.1	28.6	26.7	57.1	28.6	23.1	40.0	22.2	41.2	35.7	50.0	28.6	16.7	46.2	37.5	18.2	35.1

4th Down																	
Conversions	1	0	1	0	1	0	1	0	1	0	2	0	0	0	1	2	10
Attempts	2	1	1	1	1	2	1	2	1	0	2	0	1	0	1	3	19

Time of Possession																	
49ers	32:10	24:06	24:03	23:33	28:16	24:49	26:11	21:07	27:42	30:48	29:28	28:42	24:30	23:59	31:03	30:26	26:45

Total Net Yards																	
Plays	77	64	56	53	74	60	66	57	61	62	73	55	55	55	70	58	996
Yards	320	302	254	295	286	300	273	486	281	299	475	147	364	272	323	253	4,930
Average	4.2	4.7	4.5	5.6	3.9	5.0	4.1	8.5	4.6	4.8	6.5	2.7	6.6	4.9	4.6	4.4	4.9

Rushing																	
Attempts	42	26	31	29	36	28	28	17	28	27	25	34	27	20	29	31	458
Yards	150	65	135	106	151	133	160	93	83	122	193	141	248	107	70	62	2,019
Average	3.6	2.5	4.4	3.7	4.2	4.8	5.7	5.5	3.0	4.5	7.7	4.1	9.2	5.4	2.4	2.0	4.4

Passing																	
Net	170	237	119	189	135	167	113	393	198	177	282	6	116	165	253	191	2,911
Sacks	0	2	0	1	7	3	4	1	3	5	2	6	2	2	4	5	47
Yards	0	6	0	7	27	20	30	5	12	29	14	33	17	18	13	24	255
Gross	170	243	119	196	162	187	143	398	210	206	296	39	133	183	266	215	3,166
Attempts	35	36	25	23	31	29	34	39	30	30	46	15	26	33	37	22	491
Completions	22	17	14	16	18	13	16	24	17	16	29	5	15	20	28	17	287
Percentage	62.9	47.2	56.0	69.6	58.1	44.8	47.1	61.5	56.7	53.3	63.0	33.3	57.7	60.6	75.7	77.3	58.5
Interceptions	0	2	1	1	2	0	1	1	0	0	1	0	0	0	1	0	10

Punting																	
Number	7	7	7	4	7	5	6	2	7	8	4	8	6	7	9	6	100
Average	45.6	45.4	45.6	49.0	49.9	41.8	42.3	42.5	43.6	41.6	47.3	38.5	39.8	45.4	41.3	48.2	44.0
Net	40.1	41.4	32.7	42.8	46.3	34.6	39.8	42.5	41.7	33.4	45.8	38.1	39.8	39.4	37.8	47.2	39.8

Penalties																	
Number	2	6	4	5	4	6	4	9	9	10	7	11	3	4	11	4	99
Yards	10	50	35	32	34	52	31	78	100	68	65	106	25	20	100	25	831

Fumbles																	
Number	2	1	1	0	2	2	4	3	1	5	1	1	0	1	2	3	29
Lost	1	1	0	0	1	1	2	3	1	0	1	0	0	1	1	2	15

Red Zone																	
Number	4	3	3	2	3	2	3	2	2	3	5	2	2	2	3	3	44
Touchdowns	4	1	2	1	3	0	2	0	2	2	3	0	2	2	3	3	30
Field Goals	0	2	1	1	0	1	1	0	0	1	1	2	0	0	0	0	10

Touchdowns																	
Rushing	3	1	2	1	2	0	1	0	1	0	0	0	1	0	1	2	15
Passing	1	2	0	1	1	1	1	2	1	2	3	0	1	2	2	1	21
Returns	0	0	0	0	0	0	0	0	0	0	0	0	0	0	0	0	0

2016 49ERS DEFENSIVE GAME-BY-GAME TEAM STATISTICS

	LAR	@Car	@Sea	Dal	Arz	@Buf	TB	NO	@Arz	NE	@Mia	@Chi	NYJ	@Atl	@LAR	Sea	Totals
First Downs																	
Total	10	26	18	26	17	29	27	29	26	28	19	19	24	29	13	18	358
Rushing	4	8	7	12	10	16	8	14	4	9	6	8	13	10	6	5	140
Passing	6	15	10	11	6	10	17	14	17	14	12	9	11	17	5	13	187
Penalty	0	3	1	3	1	3	2	1	5	5	1	2	0	2	2	0	31

Third Down																	
Conversions	3	7	9	6	5	8	6	11	7	8	6	6	8	5	4	3	102
Attempts	15	15	14	14	16	13	14	17	14	16	12	14	18	9	13	12	226
Percentage	20.0	46.7	64.3	42.9	31.3	61.5	42.9	64.7	50.0	50.0	50.0	42.9	44.4	55.6	30.8	25.0	45.1

4th Down																	
Conversions	1	0	0	0	0	0	0	0	0	1	0	0	1	0	1	0	4
Attempts	2	0	0	0	0	0	1	0	0	1	0	0	1	0	1	1	7

Time of Possession																	
Opponents	27:50	35:54	35:57	36:27	31:44	35:11	33:49	38:53	32:18	29:12	30:32	31:18	41:55	36:01	28:57	29:34	33:15

Total Net Yards																	
Plays	60	78	65	73	66	74	73	82	74	71	58	59	81	66	57	65	1,102
Yards	185	529	418	428	288	492	513	571	443	444	358	326	404	550	177	376	6,502
Average	3.1	6.8	6.4	5.9	4.4	6.6	7.0	7.0	6.0	6.3	6.2	5.5	5.0	8.3	3.1	5.8	5.9

Rushing																	
Attempts	23	37	31	39	37	44	41	42	23	30	26	40	40	41	29	25	548
Yards	65	176	127	194	172	313	249	248	80	171	95	142	188	248	99	87	2,654
Average	2.8	4.8	4.1	5.0	4.6	7.1	6.1	5.9	3.5	5.7	3.7	3.6	4.7	6.0	3.4	3.5	4.8

Passing																	
Net	120	353	291	234	116	179	264	323	363	273	263	184	216	302	78	289	3,848
Sacks	2	1	2	2	1	3	2	1	2	1	2	1	6	1	4	2	33
Yards	10	0	17	11	8	0	5	0	13	7	22	8	41	0	12	11	165
Gross	130	353	308	245	124	179	269	323	376	280	285	192	257	302	90	300	4,013
Attempts	35	40	32	32	28	27	30	39	49	40	30	18	35	24	24	38	521
Completions	17	24	22	23	11	16	21	28	30	24	20	11	23	18	11	23	322
Percentage	48.6	60.0	68.8	71.9	39.3	59.3	70.0	71.8	61.2	60.0	66.7	61.1	65.7	75.0	45.8	60.5	61.8
Interceptions	2	1	1	0	0	0	1	0	2	0	0	0	1	0	2	0	10

Punting																	
Number	10	3	2	4	9	3	3	4	4	5	5	6	6	2	8	4	78
Average	43.1	41.0	51.0	55.3	42.4	50.7	39.0	52.5	44.3	43.2	41.8	38.8	39.5	33.5	46.0	46.0	44.0
Net	42.0	41.0	41.0	38.8	42.4	40.0	39.0	46.8	37.3	37.4	37.4	28.0	37.8	33.5	44.9	35.8	39.4

Penalties																	
Number	10	8	6	6	7	7	7	4	2	5	4	5	9	4	5	4	93
Yards	102	65	50	45	50	71	78	40	10	40	42	40	56	27	45	34	795

Fumbles																	
Number	0	3	1	0	2	3	2	0	2	1	2	2	0	2	2	3	25
Lost	0	3	1	0	0	2	0	0	2	0	0	1	0	1	0	0	10

Red Zone																	
Number	0	5	6	3	3	4	5	5	5	5	4	4	4	5	2	6	66
Touchdowns	0	3	3	2	2	4	3	3	2	3	3	3	2	4	2	2	41
Field Goals	0	2	3	1	1	0	2	1	2	1	1	1	2	0	0	4	21

Touchdowns																	
Rushing	0	0	2	1	2	4	1	2	1	0	1	3	2	3	2	1	25
Passing	0	4	2	2	2	2	3	3	1	4	3	0	0	2	1	1	30
Returns	0	1	0	0	0	0	0	0	0	0	0	0	0	0	0	0	1

2016 SAN FRANCISCO 49ERS TEAM HIGHS & LOWS

SAN FRANCISCO 49ERS

	Bests/Highs	Opponent	Date	Worsts/Lows	Opponent	Date
First Downs	28	vs. Los Angeles Rams	9/12/16	10	at Chicago	12/4/16
Third-Down %	8-14-57%	vs. Dallas	10/2/16	2-12-17%	vs. New York Jets	12/11/16
Total Net Yards	486	vs. New Orleans	11/6/16	147	at Chicago	12/4/16
Offensive Plays	77	vs. Los Angeles Rams	9/12/16	53	vs. Dallas	10/2/16
Avg. Per Play	8.5	vs. New Orleans	11/6/16	2.7	at Chicago	12/4/16
Rushing Yards	248	vs. New York Jets	12/11/16	62	vs. Seattle	1/1/17
Rushes	42	vs. Los Angeles Rams	9/12/16	17	vs. New Orleans	11/6/16
Rushing Avg.	9.2	vs. New York Jets	12/11/16	2.0	vs. Seattle	1/1/17
Net Passing Yards	393	vs. New Orleans	11/6/16	6	at Chicago	12/4/16
Completions	29	at Miami	11/27/16	5	at Chicago	12/4/16
Attempts	46	at Miami	11/27/16	15	at Chicago	12/4/16
Completions %	77.3	vs. Seattle	1/1/17	33.3	at Chicago	12/4/16
Avg. Gain Per Passing Play	9.8	vs. New Orleans	11/6/16	0.3	at Chicago	12/4/16
Interceptions Thrown	0	8 times, last vs. Sea.	1/1/17	2	2 times, last vs. Arz.	10/6/16
Fumbles Lost	0	5 times, last vs. NYJ	12/11/16	3	vs. New Orleans	11/6/16
Turnovers	0	3 times, last vs. NYJ	12/11/16	4	vs. New Orleans	11/6/16
Penalties	2	vs. Los Angeles Rams	9/12/16	11	2 times, last at LAR	12/24/16
Penalty Yards	10	vs. Los Angeles Rams	9/12/16	106	at Chicago	12/4/16
Gross Punting Avg.	49.9	vs. Arizona	10/6/16	38.5	at Chicago	12/4/16
Net Punting Avg.	47.2	vs. Seattle	1/1/17	32.7	at Seattle	9/25/26
Time of Poss.	32:10	vs. Los Angeles Rams	9/12/16	21:07	vs. New Orleans	11/6/16

OPPONENTS

	Worsts/Lows	Opponent	Date	Bests/Highs	Opponent	Date
First Downs	10	vs. Los Angeles Rams	9/12/16	29	3 times, last at Atl.	12/18/16
Third-Down %	3-15-20%	vs. Los Angeles Rams	9/12/16	11-17-65%	vs. New Orleans	11/6/16
Total Net Yards	177	at Los Angeles Rams	12/24/16	571	vs. New Orleans	11/6/16
Offensive Plays	57	at Los Angeles Rams	12/24/16	82	vs. New Orleans	11/6/16
Avg. Per Play	3.1	vs. Los Angeles Rams	9/12/16	8.3	at Atlanta	12/18/16
Rushing Yards	65	vs. Los Angeles Rams	9/12/16	312	at Buffalo	10/16/16
Rushes	23	2 times, last at Arz.	11/13/16	44	at Buffalo	10/16/16
Rushing Avg.	2.8	vs. Los Angeles Rams	9/12/16	7.1	at Buffalo	10/16/16
Net Passing Yards	78	at Los Angeles Rams	12/24/16	363	at Arizona	11/13/16
Completions	11	3 times, last at LAR	12/24/16	30	at Arizona	11/13/16
Attempts	18	at Chicago	12/4/16	49	at Arizona	11/13/16
Completions %	39.3	vs. Arizona	10/6/16	75.0	at Atlanta	12/18/16
Avg. Gain Per Passing Play	2.8	at Los Angeles Rams	12/24/16	12.1	at Atlanta	12/18/16
Interceptions Thrown	2	3 times, last at LAR	12/24/16	0	9 times, last vs. Sea.	1/1/17
Fumbles Lost	3	at Carolina	9/18/16	0	10 times, last vs. Sea.	1/1/17
Turnovers	4	2 times, last at Arz.	11/13/16	0	6 times, last vs. Sea.	1/1/17
Penalties	10	vs. Los Angeles Rams	9/12/16	2	at Arizona	11/13/16
Penalty Yards	102	vs. Los Angeles Rams	9/12/16	10	at Arizona	11/13/16
Gross Punting Avg.	33.5	at Atlanta	12/18/16	55.3	vs. Dallas	10/2/16
Net Punting Avg.	28.0	at Chicago	12/4/16	46.8	vs. New Orleans	11/6/16
Time of Poss.	27:50	vs. Los Angeles Rams	9/12/16	41:55	vs. New York Jets	12/11/16

2016 SAN FRANCISCO 49ERS INDIVIDUAL HIGHS

Long Plays		Player	Opponent	Date
Longest Run (yards)	47	Carlos Hyde	vs. New York Jets	12/11/16
Longest TD Run (yards)	13t	Colin Kaepernick	at Los Angeles Rams	12/24/16
Longest Pass Completion (yards)	75t	Blaine Gabbert – Vance McDonald	at Carolina	9/18/16
Longest TD Pass (yards)	75t	Blaine Gabbert – Vance McDonald	at Carolina	9/18/16
Longest Punt Return (yards)	33	Raheem Mostert	vs. Seattle	1/1/17
Longest Kickoff Return (yards)	41	JaCorey Shepherd	at Atlanta	12/18/16
Longest Interception Return (yards)	39	Tramaine Brock	at Los Angeles Rams	12/24/16
Longest Punt (yards)	65	Bradley Pinion	vs. Dallas	10/2/16
Longest Field Goal (yards)	53	Phil Dawson	at Arizona	11/13/16
Single-Game Highs		Player	Opponent	Date
Most Points Scored	14	Carlos Hyde	at Seattle	9/25/26
Most Touchdowns	2	Three times, most recently Shaun Draughn	vs. Seattle	1/1/17
Most Field Goals Attempted	3	Three times, most recently Phil Dawson	vs. New York Jets	12/11/16
Most Field Goals Made	3	Two times, most recently Phil Dawson	vs. New Orleans	11/6/16
Most Rushing Yards	193	Carlos Hyde	vs. New York Jets	12/11/16
Most Rushing Attempts	23	Carlos Hyde	vs. Los Angeles Rams	9/12/16
Highest Rushing Avg. (Min. 10 att.)	11.4	Carlos Hyde	vs. New York Jets	12/11/16
Most Pass Completions	29	Colin Kaepernick	at Miami	11/27/16
Most Pass Attempts	46	Colin Kaepernick	at Miami	11/27/16
Most Gross Passing Yards	398	Colin Kaepernick	vs. New Orleans	11/6/16
Highest Avg. Yards/Per Att. (Min. 10 att.)	9.8	Colin Kaepernick	vs. New Orleans	11/6/16
Fewest Interceptions Thrown (Min. 10 att.)	0	Eight times, most recently Colin Kaepernick	vs. Seattle	1/1/17
Fewest Times Sacked (Min. 10 att.)	0	Two times, most recently Blaine Gabbert	at Seattle	9/25/26
Most Receptions	8	Jeremy Kerley	vs. Arizona	10/6/16
Most Receiving Yards	106	Quinton Patton	vs. New Orleans	11/6/16
Most Punt Returns	3	Two times, most recently Jeremy Kerley	vs. New Orleans	11/6/16
Most Punt Return Yardage	33	Raheem Mostert	vs. Seattle	1/1/17
Most Kickoff Returns	5	JaCorey Shepherd	at Atlanta	12/18/16
Most Kickoff Return Yardage	112	JaCorey Shepherd	at Atlanta	12/18/16
Most Interceptions	1	Seven times, most recently Tramaine Brock & Rashard Robinson	at Los Angeles Rams	12/24/16
Most Interception Return Yardage	39	Tramaine Brock	at Los Angeles Rams	12/24/16
Most Tackles	14	Nick Bellore	at Chicago	12/4/16
Most Sacks	2.0	Two times, most recently DeForest Buckner	vs. New York Jets	12/11/16

2016 SAN FRANCISCO 49ERS TURNOVER BREAKDOWN

TAKEAWAYS

Date	Opponent	Turnover	Starting L.O.S.	Point of Turnover	Resulting L.O.S.	Qtr.	Result (pts)
9/12	vs. LAR	N. Bowman INT (C. Keenum)	LAR 45	SF 41	SF 41	2	Touchdown (7)
		R. Armstrong INT (C. Keenum)	SF 26	SF 18	SF 23	3	Touchdown (7)
9/18	at Car.	A. Bethea INT (C. Newton)	CAR 10	CAR 22	CAR 22	1	Field Goal (3)
		R. Armstrong FR (A. Bethea FF)	SF 47	SF 43	SF 41	2	Touchdown (7)
		E. Harold FR (G. Hodges FF)	CAR 34	CAR 33	CAR 17	4	Field Goal (3)
		S. Draughn FR (ST)	SF 35	CAR 3	CAR 1	4	Touchdown (7)
9/25	at Sea.	G. Hodges FR (N. Bowman FF)	SEA 20	SEA 29	SEA 30	2	Field Goal (3)
		N. Bellore INT (T. Boykin)	50	SF 49	SEA 47	4	Touchdown (8)
10/2	vs. Dal.	None					
10/6	vs. Arz.	None					
10/16	at Buf.	D. Buckner FR (A. Armstead FF)	BUF 36	BUF 30	BUF 28	1	Field Goal (3)
		N. Bellore FR (M. Purcell FF)	BUF 20	BUF 24	BUF 27	4	Downs (0)
10/23	vs. TB	G. Hodges INT (J. Winston)	TB 28	TB 38	TB 17	1	Touchdown (7)
11/6	vs. NO	None					
11/13	at Arz.	A. Bethea FR (K. Reaser FF)	ARZ 34	SF 49	ARZ 49	1	Punt (0)
		D. Buckner FR (E. Harold FF)*	SF 16	SF 16	SF 20	3	Field Goal (3)
		E. Reid INT (C. Palmer)	ARZ 35	SF 47	ARZ 40	3	Punt (0)
		G. Hodges INT (C. Palmer)	50	SF 37	SF 43	4	Touchdown (7)
11/20	vs. NE	None					
11/27	at Mia.	None					
12/4	at Chi.	J. Ward FR (J. Ward FF) (ST)	SF 35	CHI 37	CHI 37	2	Field Goal (3)
12/11	vs. NYJ	J. Ward INT (B. Petty)	NYJ 14	NYJ 15	NYJ 7	1	Touchdown (7)
12/18	at Atl.	M. Wilhoite FR (M. Wilhoite FF)*	SF 1	SF 1	SF 1	2	Punt (0)
12/24	at LAR	T. Brock INT (J. Goff)	LAR 43	SF 44	LAR 17	1	Touchdown (7)
		R. Robinson INT (J. Goff)	LAR 42	SF 42	SF 42	4	Punt (0)
1/1	vs. Sea.	None					

Regular Season Totals: 20 takeaways resulted in 82 points

L.O.S. – Line of scrimmage

* – Red zone play

ST – Special teams play

(TB) – Touchback

2016 SAN FRANCISCO 49ERS TURNOVER BREAKDOWN

GIVEAWAYS

Date	Opponent	Turnover	Starting L.O.S.	Point of Turnover	Resulting L.O.S.	Qtr.	Result (pts)
9/12	vs. LAR	S. Draughn FUMBLE (D. Easley)	50	LAR 39	LAR 39	2	Punt (0)
9/18	at Car.	C. Hyde FUMBLE (C. Johnson)	SF 15	SF 13	End zone	1	Touchdown (7)
		B. Gabbert INT (L. Kuechly)	SF 25	SF 35	SF 34	4	Touchdown (6)
		B. Gabbert INT (J. Bradberry)	SF 25	SF 43	SF 27	4	Field Goal (3)
9/25	at Sea.	B. Gabbert INT (B. Wagner)	SF 27	SF 29	SF 20	3	Field Goal (3)
10/2	vs. Dal.	B. Gabbert INT (M. Claiborne)	SF 45	DAL 7	DAL 34	4	Field Goal (3)
10/6	vs. Arz.	B. Gabbert INT (C. Campbell)	SF 24	SF 22	SF 21	2	Touchdown (7)
		C. Davis FUMBLE (I. Momah) (ST)	ARZ 35	SF 14	SF 14	3	Touchdown (7)
		B. Gabbert INT (M. Cooper)	SF 25	SF 36	SF 24	4	Field Goal (3)
10/16	at Buf.	K. Martin FUMBLE (N. Robey-Coleman) (ST)	BUF 35	SF 27	SF 27	4	Touchdown (7)
10/23	vs. TB	C. Kaepernick INT (B. McDougald)	TB 44	TB 27	TB 27	2	Field Goal (3)
		A. Burbridge FUMBLE (K. Tandy) (ST)	TB 24	SF 36	SF 26	3	Field Goal (3)
		C. Kaepernick FUMBLE (G. McCoy)	SF 39	SF 28	SF 27	3	Touchdown (7)
11/6	vs. NO	C. Kaepernick INT (C. Robertson)	SF 49	NO 46	SF 12	1	Touchdown (7)
		M. Davis FUMBLE (N. Stupar)*	NO 8	NO 1	NO 1	3	Punt (0)
		C. Kaepernick FUMBLE*	NO 10	NO 16	NO 8	4	Punt (0)
		D. Harris FUMBLE (K. Vaccaro)	SF 16	SF 21	SF 21	4	End of Game (0)
11/13	at Arz.	J. Kerley FUMBLE (R. Quigley) (ST)	ARZ 28	SF 47	ARZ 44	1	Touchdown (7)
11/20	vs. NE	None					
11/27	at Ma.	G. Celek FUMBLE (B. Maxwell)	MIA 31	MIA 15	MIA 16	2	Touchdown (7)
		C. Kaepernick INT (K. Alonso)	SF 25	SF 36	SF 26	3	Touchdown (7)
12/4	at Chi.	None					
12/11	vs. NYJ	None					
12/18	at Atl.	C. Hyde FUMBLE (K. Neal)	SF 49	SF 49	50	1	Touchdown (7)
12/24	at LAR	C. Kaepernick INT (C. Davis)	SF 35	LAR 41	SF 30	1	Touchdown (7)
		C. Hyde FUMBLE (E. Gaines)	SF 34	SF 34	SF 25	4	Touchdown (7)
1/1	vs. Sea.	C. Kaepernick FUMBLE	SF 25	SF 22	SF 21	1	Field Goal (3)
		D. Harris FUMBLE (A. Rubin)	SF 48	SF 48	SF 15	2	Touchdown (7)

Regular Season Totals: 25 giveaways resulted in 118 points

L.O.S. – Line of scrimmage

* – Red zone play

ST – Special teams play

(TB) – Touchback

GAME-BY-GAME TURNOVER DIFFERENTIAL

Date	Opp	Takeways	Giveaways	Game Total	Total
9/12	LAR	2	1	+1	+1
9/18	at Car.	4	3	+1	+2
9/25	at Sea.	2	1	+1	+3
10/2	Dal.	0	1	-1	+2
10/6	Arz.	0	3	-3	-1
10/16	at Buf.	2	1	+1	0
10/23	TB	1	3	-2	-2
11/6	NO	0	4	-4	-6
11/13	at Arz.	4	1	+3	-3
11/20	NE	0	0	0	-3
11/27	at Mia.	0	2	-2	-5
12/4	at Chi.	1	0	+1	-4
12/11	NYJ	1	0	+1	-3
12/18	at Atl.	1	1	0	-3
12/24	at LAR	2	2	0	-3
1/1	Sea.	0	2	-2	-5

2016 SAN FRANCISCO 49ERS THIRD DOWN EFFICIENCY

49ERS THIRD-AND ...

Date	Opp	1	2	3	4	5	6	7	8	9	10	11+	Totals
9/12	LAR	0/0	0/1	1/2	2/3	0/0	2/2	0/3	2/3	1/1	0/2	0/0	8/17
9/18	at Car.	1/1	1/1	0/0	1/1	0/0	0/0	0/0	0/4	0/1	0/3	1/3	4/14
9/25	at Sea.	0/0	1/1	1/2	0/5	1/1	1/2	0/1	0/1	0/0	0/1	0/1	4/15
10/2	Dal.	3/3	1/2	1/2	0/0	0/0	0/1	1/1	0/1	1/1	0/0	1/3	8/14
10/6	Arz.	2/2	1/1	0/0	0/3	1/1	0/0	0/2	0/0	0/0	0/2	0/3	4/14
10/16	at Buf.	0/1	0/0	0/1	0/2	0/1	0/0	0/0	1/3	0/1	0/0	2/4	3/13
10/23	TB	1/1	1/2	2/3	0/0	0/0	0/0	1/2	0/1	0/0	0/2	1/4	6/15
11/6	NO	0/0	0/0	1/1	0/1	0/1	1/2	0/0	0/0	0/0	0/2	0/2	2/9
11/13	at Arz.	2/2	1/2	0/1	1/1	0/2	1/1	0/0	1/3	0/0	0/2	1/3	7/17
11/20	NE	0/0	0/1	0/0	0/0	1/1	0/2	1/1	1/3	1/4	1/1	0/1	5/14
11/27	at Mia.	1/1	0/0	1/2	0/0	2/2	0/0	0/0	1/1	1/2	0/0	1/6	7/14
12/4	at Chi.	1/1	1/1	0/0	1/3	1/1	0/1	0/1	0/1	0/0	0/1	0/4	4/14
12/11	NYJ	0/0	0/0	1/2	0/0	1/2	0/1	0/1	0/0	0/2	0/2	0/2	2/12
12/18	at Atl.	0/1	1/2	0/0	2/2	0/0	0/2	0/1	1/1	0/0	0/1	2/3	6/13
12/24	at LAR	1/1	0/0	2/2	0/1	0/1	1/2	0/2	1/1	0/2	1/1	0/3	6/16
1/1	Sea.	1/3	0/1	0/0	0/0	0/0	0/0	0/2	0/0	0/0	1/1	0/4	2/11
Regular Season Totals:		13/17	8/15	10/18	7/22	7/13	6/16	3/17	8/23	4/14	3/21	9/46	78/222
		76.5	53.3	55.6	31.8	53.8	37.5	17.6	34.8	28.6	14.3	19.6	35.1

OPPONENTS THIRD-AND ...

Date	Opp	1	2	3	4	5	6	7	8	9	10	11+	Totals
9/12	LAR	0/0	0/0	0/1	2/4	1/3	0/0	0/0	0/2	0/1	0/2	0/2	3/15
9/18	at Car.	1/1	0/1	1/2	1/1	0/0	0/1	2/4	1/1	0/0	1/2	0/2	7/15
9/25	at Sea.	3/4	0/1	0/0	0/1	0/1	2/2	0/0	0/0	0/0	1/1	3/4	9/14
10/2	Dal.	3/3	0/0	0/1	1/3	1/1	1/2	0/1	0/1	0/1	0/0	0/1	6/14
10/6	Arz.	2/2	1/1	1/1	0/3	0/1	0/1	1/1	0/0	0/1	0/1	0/4	5/16
10/16	at Buf.	1/1	0/1	1/1	0/1	3/3	0/0	0/2	1/2	1/1	0/0	1/2	8/13
10/23	TB	0/0	0/1	2/2	0/3	0/1	1/1	1/2	0/0	2/2	0/0	0/2	6/14
11/6	NO	3/3	2/2	0/0	1/2	2/4	1/1	0/1	1/1	1/1	0/0	0/2	11/17
11/13	at Arz.	0/1	0/0	5/5	0/1	0/1	0/0	1/2	1/2	0/0	0/2	0/0	7/14
11/20	NE	1/1	2/2	2/4	0/0	0/0	0/0	0/1	1/1	2/3	0/2	0/2	8/16
11/27	at Mia.	1/1	1/1	1/2	0/0	1/1	0/0	1/1	0/1	0/1	0/0	1/4	6/12
12/4	at Chi.	1/1	1/2	0/0	0/0	2/2	1/2	1/2	0/1	0/0	0/2	0/2	6/14
12/11	NYJ	2/2	0/0	1/1	2/5	0/0	0/1	1/1	0/1	0/0	0/1	2/6	8/18
12/18	at Atl.	0/0	1/1	2/2	0/1	0/0	0/0	1/1	0/1	1/2	0/0	0/1	5/9
12/24	at LAR	1/1	1/4	0/0	0/0	0/2	1/1	0/0	0/0	0/0	0/2	1/3	4/13
1/1	Sea.	1/1	0/1	0/0	0/0	1/2	0/0	0/1	1/2	0/1	0/1	0/3	3/12
Regular Season Totals:		20/22	9/18	16/22	7/25	11/22	7/12	9/19	6/16	7/14	2/16	8/40	102/226
		90.9	50.0	72.7	28.0	50.0	58.3	47.4	37.5	50.0	12.5	20.0	45.1

2016 SAN FRANCISCO 49ERS RED ZONE PRODUCTION

SAN FRANCISCO 49ERS

Date	Opp	Poss	TD	PAT	2-Pt.	FG	MFG/ BFG	INT	FUM	DWNS/ Punt	HF	GM	PTS	TD%	SCORE PCT.	PTS/ POSS
9/12	LAR	4	4	4	0	0	0	0	0	0	0	0	28	100.0%	100.0%	7.0
9/18	at Car.	3	1	1	0	2	0	0	0	0	0	0	13	33.3%	100.0%	4.3
9/25	at Sea.	3	2	1	1	1	0	0	0	0	0	0	18	66.7%	100.0%	6.0
10/2	Dal.	2	1	1	0	1	0	0	0	0	0	0	10	50.0%	100.0%	5.0
10/6	Arz.	3	3	3	0	0	0	0	0	0	0	0	21	100.0%	100.0%	7.0
10/16	at Buf.	2	0	0	0	1	0	0	0	1	0	0	3	0.0%	50.0%	1.5
10/23	TB	3	2	2	0	1	0	0	0	0	0	0	17	66.7%	100.0%	5.7
11/6	NO	2	0	0	0	0	0	0	2	0	0	0	0	0.0%	0.0%	0.0
11/13	at Arz.	2	2	2	0	0	0	0	0	0	0	0	14	100.0%	100.0%	7.0
11/20	NE	3	2	2	0	1	0	0	0	0	0	0	17	66.7%	100.0%	5.7
11/27	at Mia.	5	3	3	0	1	0	0	0	0	0	1	24	60.0%	80.0%	4.8
12/4	at Chi.	2	0	0	0	2	0	0	0	0	0	0	6	0.0%	100.0%	3.0
12/11	NYJ	2	2	2	0	0	0	0	0	0	0	0	14	100.0%	100.0%	7.0
12/18	at Atl.	2	2	1	0	0	0	0	0	0	0	0	13	100.0%	100.0%	6.5
12/24	at LAR	3	3	2	1	0	0	0	0	0	0	0	22	100.0%	100.0%	7.3
1/1	Sea.	3	3	3	0	0	0	0	0	0	0	0	21	100.0%	100.0%	7.0
TOTALS		44	30	27	2	10	0	0	2	1	0	1	241	68.2%	90.9%	5.5

OPPONENTS

Date	Opp	Poss	TD	PAT	2-Pt.	FG	MFG/ BFG	INT	FUM	DWNS/ Punt	HF	GM	PTS	TD%	SCORE PCT.	PTS/ POSS
9/12	LAR	0	0	0	0	0	0	0	0	0	0	0	0	0.0%	0.0%	0.0
9/18	at Car.	5	3	2	0	2	0	0	0	0	0	0	26	60.0%	100.0%	5.2
9/25	at Sea.	6	3	3	0	3	0	0	0	0	0	0	30	50.0%	100.0%	5.0
10/2	Dal.	3	2	2	0	1	0	0	0	0	0	0	17	66.7%	100.0%	5.7
10/6	Arz.	3	2	2	0	1	0	0	0	0	0	0	17	66.7%	100.0%	5.7
10/16	at Buf.	4	4	4	0	0	0	0	0	0	0	0	28	100.0%	100.0%	7.0
10/23	TB	5	3	3	0	2	0	0	0	0	0	0	27	60.0%	100.0%	5.4
11/6	NO	5	3	3	0	1	0	0	0	0	0	1	24	60.0%	80.0%	4.8
11/13	at Arz.	5	2	2	0	2	0	0	1	0	0	0	20	40.0%	80.0%	4.0
11/20	NE	5	3	2	0	1	0	0	0	0	0	1	23	60.0%	80.0%	4.6
11/27	at Mia.	4	3	3	0	1	0	0	0	0	0	0	24	75.0%	100.0%	6.0
12/4	at Chi.	4	3	3	0	1	0	0	0	0	0	0	24	75.0%	100.0%	6.0
12/11	NYJ	4	2	0	1	2	0	0	0	0	0	0	20	50.0%	100.0%	5.0
12/18	at Atl.	5	4	4	0	0	0	0	1	0	0	0	28	80.0%	80.0%	5.6
12/24	at LAR	2	2	2	0	0	0	0	0	0	0	0	14	100.0%	100.0%	7.0
1/1	Sea.	6	2	1	0	4	0	0	0	0	0	0	25	33.3%	100.0%	4.2
TOTALS		66	41	36	1	21	0	0	2	0	0	2	347	62.1%	93.9%	5.3

2016 SAN FRANCISCO 49ERS BIG PLAYS

Rushes of 10–yards or more; Pass completions of 20–yards or more; Returns of 30–yards or more

9/12/16 VS. LOS ANGELES RAMS

RAMS				49ERS			
Run	Pass	Ret.	Description	Run	Pass	Ret.	Description
	22		Case Keenum to Kenny Britt	11			Blaine Gabbert run
	22		Case Keenum to Kenny Britt	11			Blaine Gabbert run
10			Todd Gurley run	11t			Carlos Hyde run
		32	Benny Cunningham kickoff return	18			Carlos Hyde run
				16			Carlos Hyde run
				11			Carlos Hyde run
				35			Blaine Gabbert to Quinton Patton

9/18/16 AT CAROLINA

49ERS				PANTHERS			
Run	Pass	Ret.	Description	Run	Pass	Ret.	Description
	20		Blaine Gabbert to Torrey Smith	24			Cam Newton to Fozzy Whittaker
18			Shaun Draughn run	78t			Cam Newton to Greg Olsen
	28t		Blaine Gabbert to Torrey Smith	19			Fozzy Whittaker run
	75t		Blaine Gabbert to Vance McDonald	25			Fozzy Whittaker run
				16			Fozzy Whittaker run
				16			Cam Newton run
				25			Cam Newton to Kelvin Benjamin
				52			Cam Newton to Ted Ginn Jr.
				14			Cam Newton run
						59	Ted Ginn Jr. kickoff return
				25			Cam Newton to Kelvin Benjamin

9/25/16 AT SEATTLE

49ERS				SEAHAWKS			
Run	Pass	Ret.	Description	Run	Pass	Ret.	Description
	20		Blaine Gabbert to Jeremy Kerley	34			Russell Wilson to Doug Baldwin
10			Blaine Gabbert run	41t			Christine Michael run
34			Carlos Hyde run	12			Christine Michael run
				59			Russell Wilson to Doug Baldwin
				40			Russell Wilson to Jimmy Graham
						62	Tyler Lockett punt return
				23			Trevone Boykin to Doug Baldwin

10/2/16 VS. DALLAS

COWBOYS				49ERS			
Run	Pass	Ret.	Description	Run	Pass	Ret.	Description
10			Ezekiel Elliott run	33t			Blaine Gabbert to Jeremy Kerley
	20t		Dak Prescott to Terrance Williams	25			Blaine Gabbert to Garrett Celek
23			Ezekiel Elliott run	32			Carlos Hyde run
17			Ezekiel Elliott run	29			Blaine Gabbert to Garrett Celek
26			Ezekiel Elliott run	20			Blaine Gabbert to Jeremy Kerley
	47		Dak Prescott to Cole Beasley				

2016 SAN FRANCISCO 49ERS BIG PLAYS

Rushes of 10–yards or more; Pass completions of 20–yards or more; Returns of 30–yards or more

10/6/16 VS. ARIZONA

CARDINALS

Run	Pass	Ret.	Description
		39	J.J. Nelson kickoff return
17			David Johnson run
12			David Johnson run
	21t		Drew Stanton to Larry Fitzgerald
23			David Johnson run
	29t		Drew Stanton to Larry Fitzgerald
11			David Johnson run
18			David Johnson run
	21		Drew Stanton to David Johnson

49ERS

Run	Pass	Ret.	Description
10			Carlos Hyde run
	24		Blaine Gabbert to Jeremy Kerley
11			Blaine Gabbert run
24			Blaine Gabbert run

10/16/16 AT BUFFALO

49ERS

Run	Pass	Ret.	Description
11			Carlos Hyde run
	53t		Colin Kaepernick to Torrey Smith
11			Colin Kaepernick run
15			Carlos Hyde run
10			Colin Kaepernick run
29			Colin Kaepernick run

BILLS

Run	Pass	Ret.	Description
16			LeSean McCoy run
	20		Tyrod Taylor to Charles Clay
38			LeSean McCoy run
12t			LeSean McCoy run
22			LeSean McCoy run
10			Tyrod Taylor run
18			Tyrod Taylor run
12			LeSean McCoy run
	23		Tyrod Taylor to Nick O'Leary
	30t		Tyrod Taylor to Justin Hunter
21			Tyrod Taylor run
18t			LeSean McCoy run
44t			Mike Gillislee run

10/23/16 VS. TAMPA BAY

BUCCANEERS

Run	Pass	Ret.	Description
11			Jacquizz Rodgers run
12			Jacquizz Rodgers run
	31		Jameis Winston to Mike Evans
	30		Jameis Winston to Antone Smith
45			Jacquizz Rodgers run
14			Peyton Barber run
16			Jacquizz Rodgers run
	20		Jameis Winston to Russell Shepard
	20		Jameis Winston to Russell Shepard
44t			Peyton Barber run

49ERS

Run	Pass	Ret.	Description
	24		Colin Kaepernick to Vance McDonald
18			DuJuan Harris run
16			Colin Kaepernick run
13			Colin Kaepernick run
17			Colin Kaepernick run
16			Shaun Draughn run

2016 SAN FRANCISCO 49ERS BIG PLAYS

Rushes of 10–yards or more; Pass completions of 20–yards or more; Returns of 30–yards or more

11/6/16 VS. NEW ORLEANS

SAINTS				49ERS			
Run	Pass	Ret.	Description	Run	Pass	Ret.	Description
	23		Drew Brees to Michael Thomas		31		Colin Kaepernick to Quinton Patton
	32		Drew Brees to Josh Hill	10			Colin Kaepernick run
75t			Mark Ingram run		20		Colin Kaepernick to Quinton Patton
	26		Drew Brees to Coby Fleener		22		Colin Kaepernick to Garrett Celek
19			Mark Ingram run			36	JaCorey Shepherd kickoff return
	28		Drew Brees to Brandin Cooks		47t		Colin Kaepernick to DuJuan Harris
	32t		Drew Brees to Michael Thomas			33	JaCorey Shepherd kickoff return
14			Mark Ingram run		31		Colin Kaepernick to Garrett Celek
11			Mark Ingram run		65t		Colin Kaepernick to Vance McDonald
						35	JaCorey Shepherd kickoff return
				19			DuJuan Harris run
				16			DuJuan Harris run
				11			Colin Kaepernick run

11/13/16 AT ARIZONA

49ERS				CARDINALS			
Run	Pass	Ret.	Description	Run	Pass	Ret.	Description
10			Colin Kaepernick run		35		Carson Palmer to Michael Floyd
	32		Colin Kaepernick to Vance McDonald	18t			David Johnson run
	21		Colin Kaepernick to Torrey Smith		21		Carson Palmer to John Brown
	45		Colin Kaepernick to Quinton Patton	16			Carson Plamer run
	24		Colin Kaepernick to Jeremy Kerley		21		Carson Plamer to Jermaine Gresham
19			Colin Kaepernick run		33		Carson Palmer to Larry Fitzgerald
				10			John Brown run
					26		Carson Palmer to Michael Floyd

11/20/16 VS. NEW ENGLAND

PATRIOTS				49ERS			
Run	Pass	Ret.	Description	Run	Pass	Ret.	Description
		30	Danny Amendola punt return		26		Colin Kaepernick to Shaun Draughn
44			LeGarrette Blount run	11			Carlos Hyde run
12			Dion Lewis run	13			Carlos Hyde run
	25		Tom Brady to James White	12			Carlos Hyde run
	21		Tom Brady to Malcolm Mitchell	17			Colin Kaepernick run
	56t		Tom Brady to Malcolm Mitchell		24		Colin Kaepernick to Vance McDonald
	21		Tom Brady to Julian Edelman	14			Colin Kaepernick run
20			LeGarrette Blount run				
18			LeGarrette Blount run				
11			LeGarrette Blount run				

11/27/16 AT MIAMI

49ERS				DOLPHINS			
Run	Pass	Ret.	Description	Run	Pass	Ret.	Description
14			Colin Kaepernick run		46		Ryan Tannehill to DeVante Parker
11			Carlos Hyde run	10			Jay Ajayi run
12			Colin Kaepernick run	17			Ryan Tannehill run
30			Colin Kaepernick run			78	Kenyan Drake kickoff return
10			Colin Kaepernick run	10			Ryan Tannehill run
24			Carlos Hyde run		43t		Ryan Tannehill to Kenny Stills
	25		Colin Kaepernick to Rod Streater	18			Jay Ajayi run
	35		Colin Kaepernick to Vance McDonald		23		Ryan Tannehill to Dion Sims
20			Colin Kaepernick run				

2016 SAN FRANCISCO 49ERS BIG PLAYS

Rushes of 10–yards or more; Pass completions of 20–yards or more; Returns of 30–yards or more

12/4/16 AT CHICAGO

49ERS

Run	Pass	Ret.	Description
12			Carlos Hyde run
14			Colin Kaepernick run

BEARS

Run	Pass	Ret.	Description
17			Jordan Howard run
	28		Matt Barkley to Cameron Meredith
	22		Matt Barkley to Cameron Meredith
	24		Matt Barkley to Josh Bellamy
	22		Matt Barkley to Josh Bellamy
	31		Matt Barkley to Josh Bellamy
25			Jordan Howard run
12			Josh Bellamy run

12/11/16 VS. NEW YORK JETS

JETS

Run	Pass	Ret.	Description
13			Robby Anderson run
10			Bilal Powell run
16			Bilal Powell run
	40		Bryce Petty to Robby Anderson
	20		Bryce Petty to Brandon Marshall
11			Bilal Powell run
	26		Bryce Petty to Robby Anderson
19t			Bilal Powell run

49ERS

Run	Pass	Ret.	Description
11			Carlos Hyde run
47			Carlos Hyde run
	30		Colin Kaepernick to Blake Bell
13			Colin Kaepernick run
20			Carlos Hyde run
	27		Colin Kaepernick to Jeremy Kerley
43			Carlos Hyde run
18			Carlos Hyde run
11			Shaun Draughn run
11			Carlos Hyde run
25			Carlos Hyde run

12/18/16 AT ATLANTA

49ERS

Run	Pass	Ret.	Description
		41	JaCorey Shepherd kickoff return
	45		Colin Kaepernick to Blake Bell
17			Carlos Hyde run
12			Carlos Hyde run
17			Colin Kaepernick run
12			Carlos Hyde run

FALCONS

Run	Pass	Ret.	Description
		42	Eric Weems punt return
	20		Matt Ryan to Taylor Gabriel
21			Tevin Coleman run
	59		Matt Ryan to Aldrick Robinson
	20		Matt Ryan to Aldrick Robinson
29			Tevin Coleman run
20			Devonta Freeman run
	21		Matt Ryan to Aldrick Robinson
	31		Matt Ryan to Taylor Gabriel
34t			Devonta Freeman run
	30		Matt Ryan to Levine Toilolo
45			Terron Ward run

2016 SAN FRANCISCO 49ERS BIG PLAYS

Rushes of 10–yards or more; Pass completions of 20–yards or more; Returns of 30–yards or more

12/24/16 AT LOS ANGELES RAMS

49ERS

Run	Pass	Ret.	Description
14			Carlos Hyde run
		39	Tramaine Brock INT return
	21		Colin Kaepernick to Jeremy Kerley
13t			Colin Kaepernick run

RAMS

Run	Pass	Ret.	Description
		51	Pharoh Cooper kickoff return
	24		Jared Goff to Lance Kendricks
30t			Tavon Austin run
11			Todd Gurley run
		34	Pharoh Cooper kickoff return

1/1/17 VS. SEATTLE

SEAHAWKS

Run	Pass	Ret.	Description
	41		Russell Wilson to Doug Baldwin
	42		Russell Wilson to Jimmy Graham
	36		Russell Wilson to Jermaine Kearse
	20		Russell Wilson to Brandon Williams
26			Alex Collins run
17			Alex Collins run
11			Trevone Boykin run

49ERS

Run	Pass	Ret.	Description
	23		Colin Kaepernick to DeAndre Smelter
	29		Colin Kaepernick to Shaun Draughn
11			Colin Kaepernick run
	27		Colin Kaepernick to Shaun Draughn
	24		Colin Kaepernick to Aaron Burbridge
10			Shaun Draughn run
		33	Raheem Mostert punt return
	27		Colin Kaepernick to Jeremy Kerley

THE LAST TIME ...

TEAM TOTALS

Won in Overtime

By 49ers:	1/3/16	49ers win vs. St. Louis, 19–16
By Opponent:	12/11/16	Jets win vs. New York, 23–17
	1/22/12	Giants win vs. New York, 20–17 – NFC–C

Won by Scoring in the Last Two Minutes of Regulation

By 49ers:	12/24/16	49ers win at Los Angeles Rams, 22–21 (last score at 0:31)
	1/5/14	49ers win at Green Bay, 23–20 (last score at 0:00) – NFC–WC
By Opponent:	11/13/16	Cardinals win at Arizona, 23–20 (last score at 0:00)
	1/20/91	Giants win vs. New York, 15–13 (last score at 0:00) – NFC–C

Tied Game by Scoring in the Last Two Minutes of Regulation

By 49ers:	11/13/16	49ers loss at Arizona, 20–23 (tied game at 1:55)
By Opponent:	12/11/16	Jets win vs. New York, 23–17 (OT) (tied game at 0:38)

Shutout

By 49ers:	9/12/16	49ers win vs. Los Angeles Rams, 28–0
	12/29/96	49ers win vs. Philadelphia, 14–0 – NFC–WC
By Opponent:	11/21/10	Buccaneers win vs. Tampa Bay, 21–0

Won by 20-or-More Points

By 49ers:	9/12/16	49ers win vs. Los Angeles Rams, 28–0
	1/29/95	49ers win at San Diego, 49–26 – SB XXIX
By Opponent:	12/18/16	Falcons win at Atlanta, 41–13
	1/12/03	Buccaneers win at Tampa Bay, 31–6 – NFC–D

Won After Trailing by 20-or-More Points

By 49ers:	10/2/11	49ers win at Philadelphia, 24–23 (Eagles ahead 23–3 in 3rd Q)
	1/5/03	49ers win vs. New York, 39–38 (Giants ahead 38–14 in 3rd Q) – NFC–WC
By Opponent:	12/20/14	Chargers win vs. San Diego, 38–35 (OT) (49ers ahead 28–7 in 2nd Q)

Held a 28-or-More Point Lead

By 49ers:	9/12/16	49ers win vs. Los Angeles Rams, 28–0 (49ers ahead 28–0 in 4th Q)
	1/29/95	49ers win vs. San Diego, 49–26 (49ers ahead 49–18 in 4th Q) – SB XXIX
By Opponent:	12/18/16	Falcons win at Atlanta, 41–13 (Falcons ahead 41–13 in 4th Q)
	1/4/87	Giants win at New York, 49–3 (Giants ahead 49–3 in 4th Q) – NFC–D

Held a 21-or-More Point Lead

By 49ers:	9/12/16	49ers win vs. Los Angeles Rams, 28–0 (49ers ahead 28–0 in 4th Q)
	1/12/13	49ers win vs. Green Bay, 45–31 (49ers ahead 45–24 in 4th Q) – NFC–D
By Opponent:	12/18/16	Falcons win at Atlanta, 41–13 (Falcons ahead 41–13 in 4th Q)
	2/3/13	Ravens win vs. Baltimore, 34–31 (Ravens ahead 28–6 in 3rd Q) – SB XLVII

Scored 20-or-More Points in a Quarter

By 49ers:	12/20/14	49ers loss vs. San Diego, 35–38 (OT) (21 points, 2nd Q)
	1/15/94	49ers win vs. Dallas, 38–28 (21 points, 1st Q) – NFC–D
By Opponent:	12/18/16	Falcons win at Atlanta, 41–13 (21 points, 1st Q)
	1/12/03	Buccaneers win at Tampa Bay, 31–6 (21 points, 2nd Q) – NFC–D

Scored 20-or-More Points in a Half

By 49ers:	11/6/16	49ers loss vs. New Orleans, 23–41 (20 points, 1st half)
	2/3/13	49ers loss vs. Baltimore, 31–34 (25 points, 2nd half) – SB XLVII
By Opponent:	12/18/16	Falcons win at Atlanta, 41–13 (28 points, 1st half)
	1/19/14	Seahawks win at Seattle, 23–17 (20 points, 2nd half) – NFC–C

Held Opponent without a Touchdown

By 49ers:	9/12/16	49ers win vs. Los Angeles Rams, 28–0
	12/29/96	49ers win vs. Philadelphia, 14–0 – NFC–WC
By Opponent:	12/4/16	Bears win at Chicago, 26–6 (2 FGs)
	1/12/03	Buccaneers win at Tampa Bay, 31–6 (2 FGs) – NFC–D

Touchdowns Scored by Offense and Defense

By 49ers:	12/6/15	49ers win at Chicago, 26–20 (OT) (3 offense, 1 defense)
	1/3/98	49ers win vs. Minnesota, 38–22 (5 offense, 1 defense) – NFC–D
By Opponent:	9/18/16	Panthers win at Carolina, 46–27 (4 offense, 1 defense)
	1/13/12	Packers loss vs. Green Bay, 31–45 (3 offense, 1 defense) – NFC–D

THE LAST TIME ...

TEAM TOTALS

Touchdowns Scored by Offense, Defense and Special Teams

By 49ers: 10/4/09 49ers win vs. St. Louis, 35–0 (2 offense, 2 defense, 1 special teams)
 By Opponent: 9/23/07 Steelers win at Pittsburgh, 37–16 (2 offense, 1 defense, 1 special teams)

Safety Scored

By 49ers: 1/1/17 Nolan Frese fumble out of bounds in end zone vs. Seattle
 2/3/13 *Sam Koch OB in end zone, forced by Chris Culliver vs. Baltimore – SB XLVII*
 By Opponent: 12/4/16 Blaine Gabbert sacked by Leonard Floyd in the end zone at Chicago

Successful Two Point Conversion

By 49ers: 12/24/16 Colin Kaepernick run at Los Angeles Rams
 1/5/03 *Jeff Garcia pass to Terrell Owens vs. New York Giants – NFC–WC*
 By Opponent: 12/11/16 Bryce Petty run vs. New York Jets
 1/14/12 *Drew Brees pass to Darren Sproles vs. New Orleans – NFC–D*

Failed Two Point Conversion Attempt

By 49ers: 10/18/15 Pass failed from Colin Kaepernick to Anquan Boldin vs. Baltimore
 2/3/13 *Pass failed from Colin Kaepernick to Randy Moss vs. Baltimore – SB XLVII*
 By Opponent: 12/27/15 Pass failed from Matthew Stafford to Golden Tate at Detroit
 1/13/02 *Pass failed from Brett Favre to Bubba Franks at Green Bay – NFC–WC*

OFFENSIVE TOTALS

500–or–More Total Net Yards of Offense

By 49ers: 10/7/12 49ers win vs. Buffalo, 45–3 (621; 311 rushing, 310 passing)
 1/12/13 *49ers win vs. Green Bay, 45–31 (579; 323 rushing, 256 passing) – NFC–D*
 By Opponent: 12/18/16 Falcons win at Atlanta, 41–13 (550; 248 rushing, 302 passing)

400–or–More Total Net Yards of Offense

By 49ers: 11/27/16 49ers loss at Miami, 31–24 (475; 193 rushing, 282 passing)
 2/3/13 *49ers loss vs. Baltimore, 31–34 (468; 182 rushing, 286 passing)*
 By Opponent: 12/18/16 Falcons win at Atlanta, 41–13 (550; 248 rushing, 302 passing)
 1/20/13 *Falcons loss at Atlanta, 24–28 (477; 81 rushing, 396 passing) – NFC–C*

300–or–More Net Yards Rushing by Team

By 49ers: 12/20/14 49ers loss vs. Chargers, 35–38 (OT) (355)
 1/12/13 *49ers win vs. Green Bay, 45–31 (323) – NFC–D*
 By Opponent: 10/16/16 Bills win at Buffalo, 45–16 (312)

200–or–More Net Yards Rushing by Team

By 49ers: 12/11/16 49ers loss vs. New York Jets, 17–23 (OT) (248)
 1/12/13 *49ers win vs. Green Bay, 45–31 (323) – NFC–D*
 By Opponent: 12/18/16 Falcons win at Atlanta, 41–13 (248)
 1/4/87 *Giants win at New York, 49–3 (216) – NFC–D*

Individual 200–Yard Rushing Game

By 49ers: 9/20/09 Frank Gore (16–207–2 TDs) vs. Seattle
 By Opponent: 11/22/15 Thomas Rawls (30–209–1 TD) at Seattle

Individual 150–Yard Rushing Game

By 49ers: 12/11/16 Carlos Hyde (17–193) vs. New York Jets
 1/12/13 *Colin Kaepernick (16–181–2 TDs) vs. Green Bay – NFC–D*
 By Opponent: 11/6/16 Mark Ingram (15–158–1 TD) vs. New Orleans
 1/4/87 *Joe Morris (24–159–2 TDs) at New York Giants – NFC–D*

Individual 100–Yard Rushing Game

By 49ers: 12/11/16 Carlos Hyde (17–193) vs. New York Jets
 1/19/14 *Colin Kaepernick (11–130) at Seattle – NFC–C*
 By Opponent: 12/18/16 Devonta Freeman (20–139–3 TDs) at Atlanta
 1/19/14 *Marshawn Lynch (22–109–1 TD) at Seattle – NFC–C*

Two 100–Yard Rushers in the Same Game

By 49ers: 12/20/14 Frank Gore (26–158–1 TD) & Colin Kaepernick (7–151–1 TD) vs. San Diego
 1/12/13 *Colin Kaepernick (16–181–2 TDs) and Frank Gore (23–119–1 TD) vs. Green Bay – NFC–D*
 By Opponent: 11/8/53 Skeets Quinlan (11–119) & Tank Younger (12–101–1 TD) at Los Angeles Rams

THE LAST TIME ...

OFFENSIVE TOTALS

Consecutive 100–Yard Rushing Games

By 49ers: 12/20/14–9/14/15 Frank Gore (26–158–1 TD) & Colin Kaepernick (7–151–1 TD) vs. San Diego; Frank Gore (25–144) vs. Arizona; Carlos Hyde (26–168–2 TDs) vs. Minnesota
 By Opponent: 12/4/16–12/18/16 Jordan Howard (32–117–3 TDs) at Chicago; Bilal Powell (29–145–2 TDs) vs. New York Jets; Devonta Freeman (20–139–3 TDs) at Atlanta
 12/31/83–1/8/84 *Billy Sims (20–114–2 TDs) vs. Detroit – NFC–D; John Riggins (36–123–2 TDs) at Washington – NFC–C*

Combined 200–Yard Rushing by Two Players

By 49ers: 12/11/16 225 by Carlos Hyde (17–193) and Shaun Draughn (7–32–1 TD) vs. New York Jets
 1/12/13 300 by Colin Kaepernick (16–181–2 TDs) and Frank Gore (23–119–1 TD) vs. Green Bay – NFC–D
 By Opponent: 11/6/16 245 by Mark Ingram (15–158–1 TD) & Tim Hightower (23–87–1 TD)

Individual with 30–or–More Carries

By 49ers: 10/30/11 Frank Gore (31–134) vs. Cleveland
 By Opponent: 12/4/16 Jordan Howard (32–117–3 TDs) at Chicago
 1/8/84 *John Riggins (36–123) at Washington – NFC–C*

Individual with 25–or–More Carries

By 49ers: 9/14/15 Carlos Hyde (26–168–2 TDs) vs. Minnesota
 1/3/98 *Terry Kirby (25–120) vs. Minnesota – NFC–D*
 By Opponent: 12/11/16 Bilal Powell (29–145–2 TDs) vs. New York Jets
 1/5/03 *Tiki Barber (26–115) vs. New York Giants – NFC–WC*

Rushing Play of 80–or–More Yards

By 49ers: 12/20/14 90t by Colin Kaepernick vs. San Diego
 1/1/89 *80t by Roger Craig vs. Minnesota – NFC–D*
 By Opponent: 12/9/07 84t by Chester Taylor vs. Minnesota

Rushing Play of 60–or–More Yards

By 49ers: 12/20/14 90t by Colin Kaepernick vs. San Diego
 1/1/89 *80t by Roger Craig vs. Minnesota – NFC–D*
 By Opponent: 11/6/15 75t by Mark Ingram vs. New Orleans

Rushing Play of 40–or–More Yards

By 49ers: 12/11/16 47 by Carlos Hyde & 43 by Carlos Hyde vs. New York Jets
 1/19/14 *58 by Colin Kaepernick at Seattle – NFC–C*
 By Opponent: 12/18/16 45, by Terron Ward at Atlanta
 1/19/14 *40t by Marshawn Lynch at Seattle – NFC–C*

Individual with Two–or–More Rushing Touchdowns

By 49ers: 1/1/17 Shaun Draughn (21–41–2 TDs) vs. Seattle
 1/20/13 *Frank Gore (21–90–2 TDs) at Atlanta – NFC–C*
 By Opponent: 12/18/16 Devonta Freeman (20–139–3 TDs) at Atlanta
 1/12/03 *Mike Alstott (17–60–2 TDs) at Tampa Bay – NFC–D*

400 Net Yards Passing by Team

By 49ers: 9/8/13 49ers win vs. Green Bay, 34–28 (404)
 By Opponent: 10/11/15 Giants win at New York, 30–27 (441)
 1/14/12 *Saints loss vs. New Orleans, 32–36 (435) – NFC–D*

300 Net Yards Passing by Team

By 49ers: 11/6/16 49ers loss vs. New Orleans, 41–23 (393)
 1/5/03 *49ers win vs. New York Giants, 39–38 (356) – NFC–WC*
 By Opponent: 12/18/16 Falcons win at Atlanta, 41–13 (302)
 1/20/13 *Falcons loss at Atlanta, 24–28 (396) – NFC–C*

Individual with 50–or–More Pass Attempts

By 49ers: 12/20/15 Blaine Gabbert (50–30–295–3 INTs–1 TD) vs. Cincinnati
 1/6/96 *Steve Young (65–32–328–2 INTs–0 TDs) vs. Green Bay – NFC–D*
 By Opponent: 10/18/15 Joe Flacco (53–33–343–2 INTs–2 TDs) vs. Baltimore
 1/22/12 *Eli Manning (58–32–316–0 INTs–2 TDs) vs. New York Giants – NFC–C*

Individual with 40–or–More Pass Attempts

By 49ers: 11/27/16 Colin Kaepernick (46–29–296–1 INT–3 TDs) at Miami
 1/14/12 *Alex Smith (42–24–299–0 INTs–3 TDs) vs. New Orleans – NFC–D*
 By Opponent: 11/20/16 Tom Brady (40–24–280–0 INTs–4 TDs) vs. New England
 1/20/13 *Matt Ryan (42–30–396–1 INT–3 TDs) at Atlanta – NFC–C*

THE LAST TIME ...

OFFENSIVE TOTALS

Individual with 30-or-More Pass Completions

By 49ers: 12/20/15 Blaine Gabbert (50-30-295-3 INTs-1 TD) vs. Cincinnati
 1/6/96 Steve Young (65-32-328-2 INTs-0 TD) vs. Green Bay - NFC-D
 By Opponent: 11/13/16 Carson Palmer (49-30-376-2 INTs-1 TD) at Arizona
 1/20/13 Matt Ryan (42-30-396-1 INT-3 TDs) at Atlanta - NFC-C

Individual with 25-or-More Pass Completions

By 49ers: 12/24/16 Colin Kaepernick (37-28-266-1 INT-2 TDs) at Los Angeles Rams
 1/5/03 Jeff Garcia (44-27-331-1 INT-3 TDs) vs. New York Giants - NFC-WC
 By Opponent: 11/13/16 Carson Palmer (49-30-376-2 INTs-1 TD) at Arizona
 1/20/13 Matt Ryan (42-30-396-1 INT-3 TDs) at Atlanta - NFC-C

No Sacks Allowed

By 49ers: 9/25/16 49ers loss at Seattle, 18-37 (25 attempts - Blaine Gabbert)
 1/5/03 49ers win vs. New York Giants, 39-38 (44 attempts - Jeff Garcia) - NFC-WC
 By Opponent: 1/3/16 Rams loss vs. St. Louis, 16-19 (OT) (37 attempts - Case Keenum)
 1/7/95 Bears loss vs. Chicago, 15-44 (19 attempts - Steve Walsh) - NFC-D

Individual 300-Yard Passing Game

By 49ers: 11/6/16 Colin Kaepernick (39-24-398-1 INT-2 TDs) vs. New Orleans
 2/3/13 Colin Kaepernick (28-16-302-1 INT-1 TD) vs. Baltimore - SB XLVII
 By Opponent: 11/13/16 Carson Palmer (49-30-376-2 INTs-1 TD) at Arizona
 1/20/13 Matt Ryan (42-30-396-1 INT-3 TDs) at Atlanta - NFC-C

Consecutive 300-Yard Passing Games

By 49ers: 12/10/00-12/17/00 Jeff Garcia (38-25-305-2 INTs-2 TDs) vs. New Orleans; Garcia (44-36-402-0 INTs-2 TDs) vs. Chicago
 By Opponent: 11/6/16-11/13/16 Drew Brees (39-28-323-0 INTs-3 TDs) vs. New Orleans; Carson Palmer (49-30-376-2 INTs-1 TD) at Arizona
 1/14/12-1/22/12 Drew Brees (63-40-462-2 INTs-4 TDs) vs. New Orleans - NFC-D; Eli Manning (58-32-316-0 INTs-2 TDs) vs. New York Giants - NFC-C

Individual with Four-or-More Touchdown Passes

By 49ers: 12/16/12 Colin Kaepernick (25-14-216-1 INT-4 TDs) at New England
 1/29/95 Steve Young (36-24-325-0 INT-6 TDs) at San Diego - SB XXIX
 By Opponent: 11/20/16 Tom Brady (40-24-280-0 INTs-4 TDs) vs. New England
 1/14/12 Drew Brees (63-40-462-2 INTs-4 TDs) vs. New Orleans - NFC-D

Individual with Three-or-More Touchdown Passes

By 49ers: 11/27/16 Colin Kaepernick (46-29-296-1 INT-3 TDs) at Miami
 1/14/12 Alex Smith (42-24-299-0 INTs-3 TDs) vs. New Orleans - NFC-D
 By Opponent: 11/27/16 Ryan Tannehill (30-20-285-0 INTs-3 TDs) at Miami
 2/3/13 Joe Flacco (33-22-287-0 INTs-3 TDs) vs. Baltimore - SB XLVII

Individual with 10-or-More Receptions

By 49ers: 9/21/14 Michael Crabtree (10-80-1 TD) at Arizona
 1/6/96 Jerry Rice (11-117) vs. Green Bay - NFC-D
 By Opponent: 11/13/16 Larry Fitzgerald (12-133) vs. Arizona
 1/20/13 Julio Jones (11-182-2 TDs) at Atlanta - NFC-C

Individual with 150-Yard Receiving Game

By 49ers: 10/13/13 Vernon Davis (8-180-2 TDs) vs. Arizona
 1/14/12 Vernon Davis (7-180-2 TDs) vs. New Orleans - NFC-D
 By Opponent: 9/25/16 Doug Baldwin (8-164-1 TD) at Seattle
 1/20/13 Julio Jones (11-182-2 TDs) at Atlanta - NFC-C

Individual with 100-Yard Receiving Game

By 49ers: 11/6/16 Quinton Patton (6-106) vs. New Orleans
 1/12/14 Anquan Boldin (8-136) at Carolina - NFC-D
 By Opponent: 12/18/16 Aldrick Robinson (4-111) at Atlanta
 1/19/14 Doug Baldwin (6-106) at Seattle - NFC-C

Two 100-Yard Receivers in the Same Game

By 49ers: 10/7/12 Michael Crabtree (6-113-1 TD) & Vernon Davis (5-106) vs. Buffalo
 2/3/13 Michael Crabtree (5-109-1 TD) & Vernon Davis (6-104) vs. Baltimore - SB XLVII
 By Opponent: 11/13/16 Larry Fitzgerald (12-132) & Michael Floyd (5-101) vs. Arizona
 1/20/13 Julio Jones (11-182-2 TDs) & Roddy White (7-100) at Atlanta - NFC-C

THE LAST TIME ...

OFFENSIVE TOTALS

Consecutive 100–Yard Receiving Games

By 49ers:	10/11/15–10/18/15 1/14/12 – 1/12/14	Anquan Boldin (8–107–1 TD) at New York Giants; Anquan Boldin (5–102) vs. Baltimore <i>Vernon Davis (7–180–2 TDs) vs. New Orleans – NFC–D; V. Davis (3–112–2 TDs) vs. New York Giants – NFC–C; Michael Crabtree (9–119–2 TDs) vs. Green Bay – NFC–D; Vernon Davis (5–106– 1 TD) at Atlanta – NFC–C; Michael Crabtree (5–109–1 TD) & Vernon Davis (6–104) vs. Baltimore – SB XLVII; Michael Crabtree (8–125) at Green Bay – NFC–WC; Anquan Boldin (8–136) at Carolina – NFC–D</i>
By Opponent:	9/18/16–9/25/16 1/12/14–1/19/14	Kelvin Benjamin (7–108–2 TDs) & Greg Olsen (5–122–1 TD) at Carolina; Doug Baldwin (8–164–1 TD) & Jimmy Graham (6–100–1 TD) at Seattle <i>Ted Ginn, Jr. (4–104) at Carolina – NFC–D; Doug Baldwin (6–106) at Seattle – NFC–C</i>

Pass Play of 80–or–More Yards

By 49ers:	10/13/14	80t, Colin Kaepernick to Brandon Lloyd at St. Louis
By Opponent:	10/11/09	90t, Matt Ryan to Roddy White vs. Atlanta

Pass Play of 60–or–More Yards

By 49ers:	11/6/16 1/22/12	65t, Colin Kaepernick to Vance McDonald vs. New Orleans <i>73t, Alex Smith to Vernon Davis vs. New York Giants – NFC–C</i>
By Opponent:	9/18/16 1/14/12	78t, Cam Newton to Greg Olsen at Carolina <i>66t, Drew Brees to Jimmy Graham vs. New Orleans – NFC–D</i>

Pass Play of 40–or–More Yards

By 49ers:	12/18/16 1/12/14	45, Colin Kaepernick to Blake Bell at Atlanta <i>45, Colin Kaepernick to Anquan Boldin at Carolina – NFC–D</i>
By Opponent:	1/1/17 1/19/14	42, Russell Wilson to Jimmy Graham & 41, Russell Wilson to Doug Baldwin vs. Seattle <i>51, Russell Wilson to Doug Baldwin at Seattle – NFC–C</i>

Individual with Three–or–More Touchdown Receptions

By 49ers:	10/25/09 1/29/95	Vernon Davis (7–93–3 TDs) at Houston <i>Jerry Rice (10–149–3 TDs) at San Diego – SB XXIX</i>
By Opponent:	9/14/14 1/5/03	Brandon Marshall (5–48–3 TDs) vs. Chicago <i>Amani Toomer (8–136–3 TDs) vs. New York Giants – NFC–WC</i>

Individual with Two–or–More Touchdown Receptions

By 49ers:	11/8/15 1/12/13	Garrett Celek (2–12–2 TDs) vs. Atlanta <i>Michael Crabtree (9–119–2 TDs) vs. Green Bay – NFC–D</i>
By Opponent:	11/6/16 1/20/13	Michael Thomas (5–73–2 TDs) vs. New Orleans <i>Julio Jones (11–182–2 TDs) at Atlanta – NFC–C</i>

Led Team in Both Rushing and Receiving Yards in the Same Game

By 49ers:	1/1/17 1/15/94	Shaughn Draughn (21–41–2 TDs rushing, 4–68 receiving) vs. Seattle <i>Ricky Watters (24–118 rushing, 5–46 receiving) vs. New York Giants – NFC–D</i>
By Opponent:	10/12/08	Correll Buckhalter (18–93–1 TD rushing, 7–85 receiving) vs. Philadelphia

100–Yard Rusher & Receiver in the Same Game

By 49ers:	10/13/13 2/3/13	Frank Gore (25–101) & Vernon Davis (8–180–2 TDs) vs. Arizona <i>Frank Gore (19–110–1 TD), Michael Crabtree (5–109–1 TD) & Vernon Davis (6–104) vs. Baltimore – SB XLVII</i>
By Opponent:	12/18/16 1/19/14	Devonta Freeman (20–139–3 TDs) & Aldrick Robinson (4–111) at Atlanta <i>Marshawn Lynch (22–109–1 TD) & Doug Baldwin (6–106) at Seattle – NFC–C</i>

100–Yard Rusher, 100–Yard Receiver & 300–Yard Passer in the Same Game

By 49ers:	10/7/12 2/3/13	Frank Gore (14–106–1 TD), Michael Crabtree (6–113–1 TD), Vernon Davis (5–106) & Alex Smith (24–18– 303–0 INTs–3 TDs) vs. Buffalo <i>Frank Gore (19–110–1 TD), Michael Crabtree (5–109–1 TD), Vernon Davis (6–104) & Colin Kaepernick (28–16–302–1 INT–1 TD) vs. Baltimore – SB XLVII</i>
By Opponent:	9/18/16 1/5/03	Fozzy Whittaker (16–100), Kelvin Benjamin (7–108–2 TDs), Greg Olsen (5–122–1 TD) & Cam Newton (40–24–353–1 INT– 4 TDs) at Carolina <i>Tiki Barber (26–115–1 TD), Amani Toomer (8–136–3 TDs), & Kerry Collins (43–29–342–1 INT–4 TDs) vs. New York Giants – NFC–WC</i>

Individual with at Least One Rushing and One Receiving Touchdown in the Same Game

By 49ers:	12/20/14 1/29/95	Bruce Ellington (3–12–1 TD rushing, 1–8–1 TD receiving) vs. San Diego <i>Ricky Watters (15–47–1 TD rushing, 3–61–2 TDs receiving) at San Diego – SB XXIX</i>
By Opponent:	11/13/16 1/23/94	David Johnson (19–55–1 TD rushing, 5–46–1 TD receiving) at Arizona <i>Emmitt Smith (23–88–1 TD rushing, 7–85–1 TD receiving) at Dallas – NFC–C</i>

THE LAST TIME ...

OFFENSIVE TOTALS

Individual with at Least One Rushing Touchdown and One Touchdown Pass in the Same Game

By 49ers:	12/24/16	Colin Kaepernick (37–28–266–1 INT–2 TDs passing, 6–15–1 TD rushing) at Los Angeles Rams
	1/12/14	Colin Kaepernick (28–15–196–0 INTs–1 TD passing, 8–15–1 TD rushing) at Carolina – NFC–D
By Opponent:	12/16/12	Tom Brady (65–36–443–2 INTs–1 TD passing, 3–11–1 TD rushing) at New England

No Turnovers

By 49ers:	12/11/16	49ers loss vs. New York Jets, 17–23 (OT)
	1/12/14	49ers win at Carolina, 23–10 – NFC–D
By Opponent:	1/1/17	Seahawks win vs. Seattle, 25–23
	1/5/14	Packers loss at Green Bay, 20–23 – NFC–WC

Touchdown Scored on First Drive

By 49ers:	12/11/16	49ers loss vs. New York Jets, 17–23 (OT)
	1/5/03	49ers win vs. New York Giants, 39–38 – NFC–WC
By Opponent:	12/18/16	Falcons win at Atlanta, 41–13
	2/3/13	Ravens win vs. Baltimore, 34–31 – SB XLVII

DEFENSIVE TOTALS

Held Opponent Under 200 Net Yards of Total Offense

By 49ers:	12/24/16	49ers win at Los Angeles Rams, 22–21 (177; 99 rushing, 78 passing)
	1/15/94	49ers win vs. New York Giants, 44–3 (194; 41 rushing, 153 passing) – NFC–D
By Opponent:	12/4/16	Bears win at Chicago, 26–6 (147; 141 rushing, 6 passing)
	1/4/97	Packers win at Green Bay, 35–14 (196; 68 rushing, 128 passing) – NFC–D

Held Opponent Under 300 Net Yards of Total Offense

By 49ers:	12/24/16	49ers win at Los Angeles Rams, 22–21 (177; 99 rushing, 78 passing)
	1/5/14	49ers win at Green Bay, 23–20 (281; 124 rushing, 157 passing) – NFC–WC
By Opponent:	1/1/17	Seahawks win vs. Seattle, 25–23 (253; 62 rushing, 191 passing)
	1/12/03	Buccaneers win at Tampa Bay, 31–6 (228; 62 rushing, 166 passing) – NFC–D

Held Opponent Under 50 Yards Rushing

By 49ers:	11/8/15	49ers win vs. Atlanta, 17–16 (17)
	1/14/12	49ers win vs. New Orleans, 36–32 (37) – NFC–D
By Opponent:	11/1/15	Rams win at St. Louis, 27–6 (38)
	1/11/98	Packers win vs. Green Bay, 23–10 (33) – NFC–C

Held Opponent Under 75 Yards Rushing

By 49ers:	9/12/16	49ers win vs. Los Angeles Rams, 28–0 (65)
	1/14/12	49ers win vs. New Orleans, 36–32 (37) – NFC–D
By Opponent:	1/1/17	Seahawks win vs. Seattle, 25–23 (62)
	1/12/03	Buccaneers win vs. Tampa Bay, 31–6 (62) – NFC–D

Held Opponent Under 100 Yards Rushing

By 49ers:	1/1/17	49ers loss vs. Seattle, 23–25 (87)
	1/12/14	49ers win at Carolina, 23–10 (93) – NFC–D
By Opponent:	1/1/17	Seahawks win vs. Seattle, 25–23 (62)
	1/12/03	Buccaneers win vs. Tampa Bay, 31–6 (62) – NFC–D

Held Opponent Under 100 Net Yards Passing

By 49ers:	12/24/16	49ers win at Los Angeles Rams, 22–21 (78)
	1/4/97	49ers loss at Green Bay, 35–14 (71) – NFC–D
By Opponent:	12/4/16	Bears win at Chicago, 26–6 (6)

Held Opponent Under 150 Net Yards Passing

By 49ers:	12/24/16	49ers win at Los Angeles Rams, 22–21 (78)
	1/4/97	49ers loss at Green Bay, 14–35 (71) – NFC–D
By Opponent:	12/11/16	Jets win vs. New York, 23–17 (OT) (116)
	1/19/14	Seahawks win at Seattle, 23–17 (147) – NFC–C

Interception Return for a Touchdown

By 49ers:	12/6/15	Jimmie Ward, 29 (QB Jay Cutler) at Chicago
	1/3/98	Ken Norton, 23 (QB Randall Cunningham) vs. Minnesota – NFC–D
By Opponent:	9/27/15	Justin Bethel, 21 (QB Colin Kaepernick) & Tyrann Mathieu, 33 (QB Colin Kaepernick) at Arizona
	1/12/13	Sam Shields, 52 (QB Colin Kaepernick) vs. Green Bay – NFC–D

THE LAST TIME ...

DEFENSIVE TOTALS

Individual with Three-or-More Interceptions

By 49ers: 10/8/06 Walt Harris (1–Andrew Walter, 2–Marcus Tuiasosopo) vs. Oakland
 By Opponent: 11/20/77 Bill Simpson (1–Scott Bull, 2–Jim Plunkett) vs. Los Angeles Rams

Individual with Two-or-More Interceptions

By 49ers: 11/16/14 Chris Borland (2 – QB Eli Manning) at New York Giants
 1/15/95 Eric Davis (2 – QB Troy Aikman) vs. Dallas – NFC–C
 By Opponent: 9/27/15 Tyrann Mathieu (2 – QB Colin Kaepernick) at Arizona
 1/9/99 William White (2 – QB Steve Young) at Atlanta – NFC–D

Seven-or-More Sacks by Team

By 49ers: 1/3/10 49ers win at St. Louis, 28–6 (8)
 1/6/85 49ers win vs. Chicago, 23–0 (9) – NFC–C
 By Opponent: 10/6/16 Cardinals win vs. Arizona, 33–21 (7)

Six-or-More Sacks by Team

By 49ers: 12/11/16 49ers loss vs. New York Jets, 17–23 (OT) (6)
 1/22/12 49ers loss vs. New York Giants, 17–20 (OT) (6) – NFC–C
 By Opponent: 12/4/16 Bears win at Chicago, 26–6 (6)

Five-or-More Sacks by Team

By 49ers: 12/11/16 49ers loss vs. New York Jets, 17–23 (OT) (6)
 1/12/14 49ers win at Carolina, 23–10 (5) – NFC–D
 By Opponent: 1/1/17 Seahawks win vs. Seattle, 25–23 (5)

Individual with Three-or-More Sacks

By 49ers: 11/19/12 Aldon Smith (5.5 sacks of QB Jason Campbell) vs. Chicago
 1/9/93 Pierce Holt (3.0 of QB Mark Rypien) vs. Washington – NFC–D
 By Opponent: 10/22/15 Michael Bennett (3.5 of QB Colin Kaepernick) vs. Seattle
 1/17/93 Tony Casillas (3.0 of QB Steve Young) vs. Dallas – NFC–C

Individual with Two-or-More Sacks

By 49ers: 12/11/16 DeForest Buckner (2.0 of QB Bryce Petty) vs. New York Jets
 1/19/14 Aldon Smith (2.0 of QB Russell Wilson) at Seattle – NFC–C
 By Opponent: 1/1/17 Bobby Wagner (2.0 of QB Colin Kaepernick) vs. Seattle
 2/3/13 Paul Kruger (2.0 of QB Colin Kaepernick) vs. Baltimore – SB XLVII

Fumble Recovered for Touchdown

By 49ers: 9/7/14 Chris Culliver recovered a DeMarco Murray fumble and returned it 35 yards at Dallas
 12/26/71 Bob Hoskins recovered a Bruce Gossett fumble in end zone vs. Washington – NFC–D
 By Opponent: 9/18/16 Shaq Thompson recovered a Carlos Hyde fumble and returned it 9 yards at Carolina
 1/4/97 Antonio Freeman recovered an Edgar Bennet fumble in end zone at Green Bay – NFC–D

SPECIAL TEAMS TOTALS

Kickoff Return for a Touchdown

By 49ers: 9/11/11 Ted Ginn Jr., 102 yards vs. Seattle
 1/11/98 Chuck Levy, 95 yards vs. Green Bay – NFC–C
 By Opponent: 12/12/10 Leon Washington, 92 yards vs. Seattle
 2/3/13 Jacoby Jones, 108 yards vs. Baltimore – SB XLVII

Kickoff Return for a Touchdown on the Opening Kickoff

By 49ers: 11/10/08 Allen Rossum, 104 yards at Arizona
 12/23/72 Vic Washington, 97 yards vs. Dallas – NFC–D
 By Opponent: (could not find an instance when it occurred)

Punt Return for a Touchdown

By 49ers: 9/11/11 Ted Ginn Jr., 55 yards vs. Seattle
 9/28/14 Darren Sproles, 82 yards vs. Philadelphia
 1/4/97 Desmond Howard, 71 yards at Green Bay – NFC–D

THE LAST TIME ...

SPECIAL TEAMS TOTALS

Blocked Punt Recovered for Touchdown

By 49ers: 10/3/10 Taylor Mays recovered Michael Koenen's punt (blocked by Dominique Zeigler) in the end zone at Atlanta
 By Opponent: 9/28/14 Brad Smith recovered Andy Lee's punt (blocked by Trey Burton) in the end zone vs. Philadelphia

Blocked Punt

By 49ers: 9/14/14 Aaron Lynch blocked Patrick O'Donnell's punt vs. Chicago
 1/6/90 *Spencer Tillman blocked Bucky Scribner's punt vs. Minnesota – NFC–D*
 By Opponent: 9/28/14 Trey Burton blocked Andy Lee's punt vs. Philadelphia
 12/16/71 *Jon Jaqua blocked Steve Spurrier's punt vs. Washington – NFC–D*

Blocked PAT

By 49ers: 1/1/17 Chris Jones blocked a PAT attempt by Steven Hauschka vs. Seattle
 By Opponent: 12/6/15 Eddie Goldman blocked a PAT attempt by Phil Dawson at Chicago

Missed (not blocked) PAT

By 49ers: 12/18/16 Phil Dawson at Atlanta
 By Opponent: 11/20/16 Stephen Gostkowski vs. New England

Blocked Field Goal

By 49ers: 1/3/16 Dontae Johnson blocked a 48-yard attempt by Greg Zuerlein vs. St. Louis
 By Opponent: 12/20/15 Carlos Dunlap blocked a 41-yard attempt by Phil Dawson vs. Cincinnati

Blocked Field Goal returned for a TD

By 49ers: 9/27/09 Nate Clements, 59-yard return after Ray McDonald blocked a 44-yard attempt by Ryan Longwell at Minnesota
 By Opponent: 12/23/12 Richard Sherman, 90-yard return after Red Bryant blocked a 21-yard attempt by David Akers at Seattle

Individual with Five–or–More Field Goals

By 49ers: 10/5/14 Phil Dawson (5–5) vs. Kansas City
 By Opponent: 10/2/05 Neil Rackers (6–6) at Arizona
 1/20/91 *Matt Bahr (5–6) vs. New York Giants – NFC–C*

Individual with Four–or–More Field Goals

By 49ers: 1/3/16 Phil Dawson (4–4) vs. St. Louis
 1/24/82 *Ray Wersching (4–4) at Cincinnati – SB XVI*
 By Opponent: 1/1/17 Steven Hauschka (4–4) vs. Seattle
 1/20/91 *Matt Bahr (5–6) vs. New York Giants – NFC–C*

Individual with Three–or–More Field Goals

By 49ers: 11/6/16 Phil Dawson (3–3) vs. New Orleans
 1/12/14 *Phil Dawson (3–3) at Carolina – NFC–D*
 By Opponent: 1/1/17 Steven Hauschka (4–4) vs. Seattle
 1/19/14 *Steven Hauschka (3–3) at Seattle – NFC–C*

Successful Onsides Kick

By 49ers: 12/20/15 Phil Dawson kick recovered by 49ers Nick Bellore vs. Cincinnati (4th Q)
 By Opponent: 11/16/14 Josh Brown kick recovered by Giants Mark Herzlich at New York Giants (3rd Q)

Failed Onsides Kick Attempt

By 49ers: 11/20/16 Phil Dawson kick recovered by Danny Amendola vs. New England (4th Q)
 By Opponent: 10/13/14 Johnny Hekker kick recovered by Stevie Johnson at St. Louis (4th Q)
 1/12/13 *Mason Crosby kick recovered by Delanie Walker vs. Green Bay (4th Q) – NFC–D*



MONDAY, SEPTEMBER 12
LOS ANGELES RAMS 0, SAN FRANCISCO 28
LEVI'S STADIUM



Under the guidance of new head coach Chip Kelly, the 49ers defeated the Los Angeles Rams 28–0 on ESPN's *Monday Night Football* at Levi's Stadium. It marked the first shutout in franchise history on opening day and the 28–point win is the largest margin of victory by the 49ers since 10/27/13 (32 points; 42–10 at Jax.). The 49ers have now won six consecutive season openers and won eight consecutive games *Monday Night Football*, both setting the longest streaks in franchise history. The 49ers defense held the Rams to 10 total first downs and 185 total yds. (65 rushing, 120 passing), the second fewest yds. allowed among all NFL teams in Week 1 of the 2016 season. The 49ers offense scored on a TD on all 4 trips to the red zone and registered 28 first downs, the most by the team since 10/7/12 (29 vs. Buf.). RB Carlos Hyde paced the offense, recording 23 carries for 88 yds. and 2 TDs, his second career multi–TD effort and the 49ers offensive line did not allow a sack on 35 atts. by QB Blaine Gabbert. The 49ers got on the board late in the first quarter, as Hyde finished off a 10–play, 52–yd. drive with an 11–yd. TD run to make the score 7–0. After LB NaVorro Bowman intercepted QB Case Keenum early in the second quarter as the Rams were entering San Francisco territory, RB Shaun Draughn extended the 49ers lead to 14–0 with a 3–yd. TD run, capping off 9–play, 59–yd. drive. Early in the fourth quarter, Gabbert executed a 10–play, 77–yd. drive and found TE Vance McDonald for an 8–yd. TD pass to put the 49ers up 21–0. After the 49ers defense forced a three–and–out, Hyde finished off an 11–play, 80–yd. drive with a 1–yd. TD run, to close out the scoring at 28–0 in favor of the 49ers.

NOTES: San Francisco improved their all–time opening day record to 37–29–1... The **49ers** have now won six consecutive season openers, setting the longest streak in franchise history ... The **49ers** improved to 67–64–3 all–time against the Rams, including a 34–32–2 record at home ... **San Francisco** has now won eight consecutive games on *Monday Night Football*, setting the longest streak in franchise history ... The **49ers** won their 48th career game on *Monday Night Football*, the most in NFL history... Head coach **Chip Kelly** earned his third victory to open a season as a head coach in the NFL ... **Kelly** improved his record to 5–1 as a head coach on *Monday Night Football* ... **Kelly** improves to 2–0 in his career against the Rams ... The **49ers defense** registered the first shut out in franchise history on opening day. It marked the first shut out by the team since 9/30/12 (34–0 at NYJ) ... The **49ers defense** held the Rams to 185 total yds. (65 rushing, 120 passing), ranking 2nd in the NFL in Week 1 ... The 185 yds. by the Rams is the fewest allowed by the **49ers defense** since 12/15/13 [183 (39 rushing, 144 passing) at TB] ... The 120 passing yds. by the Rams is the fewest allowed by the **49ers defense** since 11/23/14 [77 yds. vs. Was.] ... The 28 point win is the largest margin of victory by the **49ers** since 10/27/13 (32 points; 42–10 at Jax.) ... The **49ers offense** registered 28 first downs, the most by the team since 10/7/12 (29 vs. Buf.) ... The **49ers offense** converted 8 of 17 3rd down atts. (47.1 pct.), the highest 3rd down pct. since 10/11/15 [8 of 14 (57.1 pct.) at NYG] ... The **49ers offense** scored a TD on all 4 trips to the red zone ... The **49ers defense** registered 2 INTs that the **49ers offense** was able to turn into 14 points ... The **49ers offensive line** did not allow a sack on 35 atts. by QB Blaine Gabbert. It is the first time the 49ers did not allow a sack in a game since 11/8/15 (25 atts. by Gabbert, 1 att. by QB Colin Kaepernick vs. Atl)... The **49ers** committed just 2 penalties, the fewest in a game by the team since 11/9/14 (2 penalties at NO) ... The **49ers offense** rushed for 150 yds. and 3 TDs on 42 carries. It marked the most rushing yds. by the team since 9/14/15 (230 vs. Min.) and it's the most rushing atts. in a game since 9/28/14 (42 atts. vs. Phi.) ... RB **Carlos Hyde** rushed for 88 yds. and 2 TDs on 23 carries ... It marked **Hyde's** fourth and fifth career rushing TDs on opening day, the most among running backs over the last three seasons ... It also marked **Hyde's** second career 2 TD game (9/14/15 vs. Min.) ... RB **Shaun Draughn** added 7 carries for 18 yds. and 1 TD, the 4th of his career ... TE **Vance McDonald** hauled in an 8–yd. TD pass from QB **Blaine Gabbert**, the 4th TD receipt. of his career ... With 1.0 sacks against the Rams, LB **Ahmad Brooks** moved into a tie with DT Dana Stubblefield for third on the franchise's all–time sack list with 46.5 ... DL **Arik Armstead** registered the third sack of his NFL career, taking down QB Case Keenum for a 4–yd. loss ... According to Gamebook Statistics, the **49ers defense** registered 8 passes defended, the most in the NFL during Week 1 ... LB **NaVorro Bowman** registered the fourth INT of his career and the first since 12/29/13 at Arz. ... LB **Ray–Ray Armstrong** recorded the first INT of his NFL career.

	1st	2nd	3rd	4th	Pts
Los Angeles Rams	0	0	0	0	0
San Francisco	7	7	0	14	28

- SF – C. Hyde, 11 run (P. Dawson) (10–52, 3:18)
- SF – S. Draughn, 3 run (P. Dawson) (9–59, 2:44)
- SF – V. McDonald, 8 pass from B. Gabbert (P. Dawson) (10–77, 3:55)
- SF – C. Hyde, 1 run (P. Dawson) (11–80, 5:51)

TEAM STATISTICS	LAR	SF
First Downs	10	28
Net Yards Gained	185	320
Rushes/Yards	23/65	42/150
Net Yards Passing	120	170
Att/Comp/INT	35/17/2	35/22/0
Sacked/Yards Lost	2/10	0/0
Punts/Average	10/43.1	7/45.6
Fumbles/Lost	0/0	2/1
Penalties/Yards	10/102	2/10
Time of Possession	27:50	32:10
3rd Down Efficiency	3/15 (20%)	8/17 (47%)

RUSHING: RAMS – T. Gurley 17–47, C. Keenum 3–10, M. Brown 1–5, T. Austin 1–2, B. Cunningham 1–1 ... **49ERS** – C. Hyde 23–88–2 TDs, B. Gabbert 8–43, S. Draughn 7–18–1 TD, M. Davis 3–1.

RECEIVING: RAMS – K. Britt 4–67, T. Austin 4–13, B. Quick 3–23, L. Kendrick 2–15, M. Brown 1–8, B. Cunningham 1–7, T. Higbee 1–2, T. Gurley 1–(–5) ... **49ERS** – J. Kerley 7–61, Q. Patton 5–60, S. Draughn 2–18, V. McDonald 2–14–1 TD, T. Smith 2–13, C. Hyde 2–5, G. Celek 1–15, B. Gabbert 1–(–16).

PASSING: RAMS – C. Keenum 35–17–130–2–0 TDs ... **49ERS** – B. Gabbert 35–22–170–0–1 TDs.

INTs: RAMS – None ... **49ERS** – R. Armstrong 1–5, N. Bowman 1–0.

SACKS: RAMS – None ... **49ERS** – A. Brooks 1–6, A. Armstead 1–4.

49ERS TURNOVER RATIO: +1 (LAR: 0 fumbles, 2 INTs/SF: 1 fumble, 0 INTs).

Weather: Clear
Temperature: 66 degrees
Wind: Northwest 17 mph
Playing Surface: Grass
Time: 3:05
Attendance: 70,178





SUNDAY, SEPTEMBER 18
 SAN FRANCISCO 27, CAROLINA 46
 BANK OF AMERICA STADIUM



The 49ers fell to the Carolina Panthers 46–27 at Bank of America Stadium in their first road game of the 2016 season. On the first possession of the game, S Antoine Bethea intercepted Panthers QB Cam Newton off a tipped pass by LB NaVorro Bowman and the 49ers would take the early 3–0 on a 29–yd. FG by K Phil Dawson. After a touchdown by Carolina off a RB Carlos Hyde fumble late in the first quarter, San Francisco would retake the lead at 10–7 as QB Blaine Gabbert connected with WR Torrey Smith for a 28–yd. TD pass. On the ensuing possession, Newton found TE Greg Olsen for a 78–yd. TD pass to retake the lead, 14–10. With one second remaining in the half, K Graham Gano knocked through a 39–yd. FG to give Carolina the 17–10 halftime advantage. In the third quarter, Newton found WR Kelvin Benjamin for TDs on consecutive drives to expand the Panthers lead to 31–10 heading into the fourth quarter. Early in the final frame, LB Gerald Hodges registered a strip–sack of Newton and it was recovered by LB Eli Harold in Panthers territory. The 49ers would take advantage of the turnover with Dawson’s second FG of the day, this time a 39–yd. att. to trim the deficit to 31–13. On the following kickoff, WR Ted Ginn Jr. muffed the kick and RB Shaun Draughn recovered the loose ball on the Panthers 1–yd. line. The next play, Gabbert ran it in from from 1–yd. out to make the score 31–20 early in the fourth quarter. Following a Gano 31–yd. FG, Gabbert connected with TE Vance McDonald for a 75–yd. TD pass, the second–longest TD recept. by a TE in 49ers franchise history, to cut the score to 34–27. However, the Panthers would score on the final three possessions of the game to give the home team the 46–27 win.

NOTES: On the first possession of the game, S **Antoine Bethea** intercepted Panthers QB Cam Newton off a tipped pass by LB **NaVorro Bowman** ... It marked **Bethea's** 1st INT of the season, 19th of his career and his 1st since 12/20/14 vs. SD ... In the 2nd Qtr., **Bethea** forced a fumble by Panthers RB Fozzy Whittaker, marking his 7th career FF and first since 9/28/14 vs. Phi. ... **Bethea** is the first member of the 49ers to record an INT and FF in the same game since he accomplished the feat on 9/28/14 vs. Phi. ... LB **Ray–Ray Armstrong** picked up the FR, his 1st of the season, 2nd of his career and first since 9/26/13 vs. SF, as a member of the Rams ... LB **Gerald Hodges** registered a strip–sack of Panthers QB Cam Newton ... It marked **Hodges'** first full sack and FF of his career ... LB **Eli Harold** recovered the Newton fumble, the 2nd of his career ... The **49ers** registered 4 takeaways on the day (3 FRs and 1 INT) ... Through the first two games of 2016, **San Francisco** has forced 6 opponent turnovers (3 INTs & 3 FRs) ... Their 6 turn–overs in Weeks 1–2 are the most to start a season for the **49ers** since 2003 (9 takeaways – 3 INTs & 6 FRs) ... The **49ers** scored 20 of their 27 points on the day off of Carolina turnovers ... Through two weeks, they have scored 34 points off of opponent turnovers ... WR **Torrey Smith** caught a 28–yd. TD pass from QB **Blaine Gabbert** ... It marked his first TD recept. of the season and 35th of **Smith's** career ... For **Gabbert**, he has now thrown a TD in each game that he has appeared in as a member of the 49ers (11 consecutive games) ... After recovering a muffed kick by Carolina, QB **Blaine Gabbert** scored on a 1–yd. TD run in the 4th Qtr. for his 2nd career rushing TD ... TE **Vance McDonald** scored on a career–long 75–yd. TD recept. in the 4th Qtr. for his 2nd–consecutive game with a TD ... It marked the second–longest TD recept. by a TE in 49ers franchise history [TE Ted Kwalick vs. NO (10/22/72) – 81–yd. TD recept.]. ... The completion was the 2nd–longest TD pass of QB **Blaine Gabbert's** career [80t at Ind. (9/23/12)].

	1st	2nd	3rd	4th	Pts
San Francisco	3	7	0	17	27
Carolina	7	10	14	15	46

- SF – P. Dawson, 29 FG (7–11, 2:56)
- CAR – S. Thompson, 9 fumble return (G. Gano)
- SF – T. Smith, 28 pass from B. Gabbert (P. Dawson) (7–59, 3:38)
- CAR – G. Olsen, 78 pass from C. Newton (G. Gano) (1–78, 0:22)
- CAR – G. Gano, 39 FG (6–33, 0:41)
- CAR – K. Benjamin, 10 pass from C. Newton (G. Gano) (8–69, 4:51)
- CAR – K. Benjamin, 9 pass from C. Newton (G. Gano) (6–75, 2:54)
- SF – P. Dawson, 39 FG (4–(–4), 1:23)
- SF – B. Gabbert, 1 run (P. Dawson) (1–1, 0:07)
- CAR – G. Gano, 31 FG (8–25, 4:24)
- SF – V. McDonald, 75 pass from B. Gabbert (P. Dawson) (2–75, 0:16)
- CAR – G. Gano, 49 FG (9–40, 3:43)
- CAR – D. Funchess, 16 pass from C. Newton (kick blocked) (4–34, 0:26)
- CAR – G. Gano, 41 FG (4–4, 1:56)

TEAM STATISTICS	SF	CAR
First Downs	16	26
Net Yards Gained	302	529
Rushes/Yards	26/65	37/176
Net Yards Passing	237	353
Att/Comp/INT	36/17/2	40/24/0
Sacked/Yards Lost	2/6	1/0
Punts/Average	7/45.4	3/41.0
Fumbles/Lost	1/1	3/3
Penalties/Yards	6/50	8/65
Time of Possession	24:06	35:54
3rd Down Efficiency	4/14 (29%)	7/15 (47%)

RUSHING: 49ERS – C. Hyde 14–34, S. Draughn 9–21, B. Gabbert 3–10–1 TD ... **PANTHERS** – F. Whittaker 16–100, C. Newton 6–37, M. Tolbert 9–25, J. Stewart 5–9, T. Ginn 1–5.

RECEIVING: 49ERS – T. Smith 3–55–1 TD, J. Kerley 3–29, Q. Patton 3–25, C. Hyde 3–18, V. McDonald 1–75–1 TD, R. Streater 1–13, G. Celek 1–12, M. Davis 1–10, B. Bell 1–6 ... **PANTHERS** – K. Benjamin 7–108–2 TDs, G. Olsen 5–122–1 TD, F. Whittaker 3–31, C. Brown 3–15, T. Ginn, 2–51, D. Funchess 2–19–1 TD, J. Stewart 2–7.

PASSING: 49ERS – B. Gabbert 36–17–243–2–2 TDs ... **PANTHERS** – C. Newton 40–24–353–1–4 TDs.

INTs: 49ERS – A. Bethea 1–0 ... **PANTHERS** – J. Bradberry 1–16, L. Kuechly 1–1.

SACKS: 49ERS – G. Hodges 1–0 ... **PANTHERS** – S. Lotulelei 1–6, M. Addison 1–0.

49ERS TURNOVER RATIO: +1 (SF: 1 fumble, 2 INTs/CAR: 3 fumbles, 1 INT).

Weather: Sunny
Temperature: 82 degrees
Wind: East Northeast 4 mph
Playing Surface: Grass
Time: 3:43
Attendance: 74,143





SUNDAY, SEPTEMBER 25
 SAN FRANCISCO 18, SEATTLE 37
 CENTURYLINK FIELD



San Francisco dropped to 1–2 on the season as they were defeated by the Seattle Seahawks 37–18 at CenturyLink Field. RB Carlos Hyde finished with 21 carries for 103 yds. and 2 TDs, marking the second 100–yd. rushing game of his career and first of the season. Hyde is the first runner to reach 100–or–more rushing yds. in a single game at Sea. since RB DeMarco Murray rushed for 115 yds. on 10/12/14, as a member of the Dallas Cowboys. Seattle jumped out to a quick 14–0 lead, as RB Christine Michael registered 2, 1st quarter rushing TDs for the home team. Early in the second quarter, LB NaVorro Bowman forced a fumble of Seahawks TE Jimmy Graham that was recovered by LB Gerald Hodges. The 49ers would capitalize on the turnover as K Phil Dawson knocked through a 22–yd. FG to make the score 14–3. Seattle would score 10 unanswered to finish the first half, as Graham hauled in a 18–yd. TD pass from QB Russell Wilson and K Steven Hauschka kicked a 33–yd. FG. On the final play of the first half, LB Ahmad Brooks took down QB Russell Wilson for his second sack of the year and moved into sole possession for 3rd on the franchise’s all–time sack list with 47.5. In the second half, two third quarter FGs from Hauschka and a fourth quarter TD recept. by WR Doug Baldwin gave Seattle a 37–3 lead. Midway through the final frame, Hyde found the end zone on an 8–yd. run to make the score 37–10. After LB Nick Bellore registered the first INT of his career, Hyde found the end zone for the second time, his second game with 2–or–more rushing TDs this season and third of his career, and added the two–point conversion to bring the final score to 37–18 in favor of Seattle.

NOTES: RB **Carlos Hyde** finished with 21 carries for 103 yds. and 2 TDs, marking the second, 100–yd. rushing game of his career and first of the season ... In the 4th Qtr., **Hyde** registered two 8–yd. TD runs for his 3rd and 4th rushing TDs of the season ... Earlier in the 4th quarter, **Hyde** registered a career–long 34–yd. run ... **Hyde** now has 2 games with 2–or–more rushing TDs this season [2 rushing TDs vs. LA (9/12/16)] and 3 games in his career ... **Hyde** is the first runner to reach 100–or–more rushing yds. in a single game at Sea. since RB DeMarco Murray rushed for 115 yds. on 10/12/14, as a member of the Dallas Cowboys ... The **49ers offensive line** did not allow a sack of QB Blaine Gabbert (25 atts.) ... LB **Gerald Hodges** recovered a Seahawks TE Jimmy Graham fumble, forced by LB **NaVorro Bowman** ... It marked **Hodges’s** first career FR and **Bowman’s** 1st FF of the season and 7th of his career ... With 1.0 sack against the Seahawks, LB **Ahmad Brooks** moved into sole possession for 3rd on the franchise’s all–time sack list with 47.5 ... DL **Glenn Dorsey** brought down Seahawks QB Russell Wilson for an 11–yd. loss ... It marked the 7th sack of **Dorsey’s** career and first since 9/26/13 at StL ... LB **Nick Bellore** recorded the first INT of his NFL career, intercepting Seahawks QB Trevone Boykin in the 4th Qtr. ... With 11 points off of 2 takeaways at Sea., the **49ers** have now scored points off of all 8 of their takeaways this season, totaling 45 points.

	1st	2nd	3rd	4th	Pts
San Francisco	0	3	0	15	18
Seattle	14	10	6	7	37

- SEA** – C. Michael, 41 run (S. Hauschka) (3–75, 0:43)
- SEA** – C. Michael, 4 run (S. Hauschka) (14–62, 8:24)
- SF** – P. Dawson, 22 FG (5–26, 1:58)
- SEA** – J. Graham, 18 pass from R. Wilson (S. Hauschka) (4–73, 1:48)
- SEA** – S. Hauschka, 33 FG (7–42, 2:39)
- SEA** – S. Hauschka, 33 FG (6–12, 4:08)
- SEA** – S. Hauschka, 22 FG (7–16, 3:34)
- SEA** – D. Baldwin, 16 pass from T. Boykin (S. Hauschka) (7–58, 3:37)
- SF** – C. Hyde, 8 run (P. Dawson) (11–75, 5:03)
- SF** – C. Hyde, 8 run (C. Hyde run) (8–47, 2:44)

TEAM STATISTICS	SF	SEA
First Downs	12	18
Net Yards Gained	254	418
Rushes/Yards	31/135	31/127
Net Yards Passing	119	291
Att/Comp/INT	25/14/1	32/22/1
Sacked/Yards Lost	0/0	2/17
Punts/Average	7/45.6	2/51.0
Fumbles/Lost	1/0	1/1
Penalties/Yards	4/35	6/50
Time of Possession	24:03	35:57
3rd Down Efficiency	4/15 (27%)	9/14 (64%)

RUSHING: 49ERS – C. Hyde 21–103–2 TDs, B. Gabbert 5–22, S. Draughn 5–10 ... **SEAHAWKS** – C. Michael 20–106–2 TDs, A. Collins 4–12, T. Mague 3–12, R. Wilson 1–3, T. Boykin 2–(–2), D. Baldwin 1–(–4).

RECEIVING: 49ERS – T. Smith 3–35, G. Celek 3–25, J. Kerley 2–24, V. McDonald 2–4, R. Streater 1–19, Q. Patton 1–8, S. Draughn 1–2, C. Hyde 1–2 ... **SEAHAWKS** – D. Baldwin 8–164–1 TD, J. Graham 6–100–1 TD, A. Collins 2–19, J. Kearse 2–11, L. Willson 2–9, C. Michael 2–5.

PASSING: 49ERS – B. Gabbert 25–14–119–1–0 TDs... **SEAHAWKS** – R. Wilson 23–15–243–0–1 TD, T. Boykin 9–7–65–1–1 TD.

INTs: 49ERS – N. Bellore 1–4 ... **SEAHAWKS** – B. Wagner 1–9.

SACKS: 49ERS – G. Dorsey 1–11, A. Brooks 1–6 ... **SEAHAWKS** – None.

49ERS TURNOVER RATIO: +1 (SF: 0 fumbles, 1 INT/SEA: 1 fumble, 1 INT).

Weather: Sunny
Temperature: 66 degrees
Wind: Northwest 6 mph
Playing Surface: Field Turf
Time: 2:59
Attendance: 69,010





SUNDAY, OCTOBER 2
DALLAS 24, SAN FRANCISCO 17
LEVI'S STADIUM



The 49ers fell to 1–3 on the season after losing to the Dallas Cowboys, 24–17, at Levi's Stadium. WR Jeremy Kerley led the way for the offense with 6 receipts. for 88 yds. and 1 TD while RB Carlos Hyde finished with 74 yds. on the ground and reached the end zone for the second consecutive game. After Cowboys K Dan Bailey missed a 47–yd. FG, the 49ers offense took over on their own 37–yd. line. QB Blaine Gabbert drove the offense 63–yds. on 9 plays and found Kerley on a 33–yd. TD pass to put San Francisco up 7–0. On the ensuing Cowboys possession, LB NaVorro Bowman sacked Dallas QB Dak Prescott for an 8–yd. loss on third down, his first of the season and number 12.5 of his career. Taking over at their own 20–yd. line, Gabbert embarked the offense on the longest TD drive of the season, as Hyde finished off the 12–play drive with a 3–yd. TD, his fifth of the season and 12th of his career. Gabbert completed 8 of 11 atts. for 112 yds. and 1 TD with a QB rating of 135.4 in the first half, the highest first half QB rating in his career. Midway through the second quarter, the Cowboys cut the lead to 14–7 as Prescott connected with WR Terrance Williams for a 20–yd. TD. With :16 seconds remaining in the half, Dallas tied the score at 14–14 as Prescott found WR Brice Butler for a 4–yd. TD. Opening the third quarter, back to back explosive plays by the 49ers set up a 36–yd. FG by K Phil Dawson. With just over a minute left in the third quarter, Cowboys RB Ezekiel Elliot put Dallas up 21–17 with a 1–yd. rushing TD. Late in the fourth quarter, Bailey knocked through a 22–yd. FG to extend the Cowboys lead and Gabbert's fourth down attempt came up short inside the final two minutes as the 49ers fell 24–17.

NOTES: LB **NaVorro Bowman** took down Cowboys QB Dak Prescott for an 8–yd. loss, marking his first sack of the season ... **Bowman** now has 12.5 sacks in his career ... CB **Chris Davis** and DL **Ronald Blair** combined for a sack, the first 0.5 sacks of their NFL careers ... RB **Carlos Hyde** capped off a 12–play, 80–yd. drive with a 3–yd. TD run, his fifth this season and 12th of his career ... It's the first time in **Hyde's** career he has recorded a rushing TD in back–to–back games ... **Hyde** finished the day with 15 carries for 74 yds. and 1 TD ... WR **Jeremy Kerley** finished off the opening drive of the game for the 49ers offense with a 33–yd. TD receipt. from QB **Blaine Gabbert**, his first as a member of the 49ers and 10th of his career ... **Kerley** finished with 6 receipts. for 88 yds. and 1 TD ... TE **Garrett Celek** recorded 5 receipts. for 79 yds., setting career–highs in both categories ... QB **Blaine Gabbert** completed 8 of 11 atts. for 112 yds. and 1 TD with a QB rating of 135.4 in the first half, the highest first half QB rating in his career ... CB **Rashard Robinson** made his first NFL start and led the team with 3 PD's ... WR **Aaron Burbridge** also made the first start of his NFL career and recorded his first career receipt., a 5–yd. pass from QB Blaine Gabbert.

	1st	2nd	3rd	4th	Pts
Dallas	0	14	7	3	24
San Francisco	7	7	3	0	17

- SF – J. Kerley, 33 pass from B. Gabbert (P. Dawson) (9–63, 3:39)
- SF – C. Hyde, 3 run (P. Dawson) (12–80, 5:03)
- DAL – T. Williams, 20 pass from D. Prescott (D. Bailey) (8–66, 3:54)
- DAL – B. Butler, 4 pass from D. Prescott (D. Bailey) (11–58, 1:38)
- SF – P. Dawson, 36 FG (6–57, 2:42)
- DAL – E. Elliot, 1 run (D. Bailey) (10–78, 5:49)
- DAL – D. Bailey, 22 FG (11–62, 6:27)

TEAM STATISTICS	DAL	SF
First Downs	26	14
Net Yards Gained	428	295
Rushes/Yards	39/194	29/106
Net Yards Passing	234	189
Att/Comp/INT	32/23/0	23/16/1
Sacked/Yards Lost	2/11	1/7
Punts/Average	4/55.3	4/49.0
Fumbles/Lost	0/0	0/0
Penalties/Yards	6/45	5/32
Time of Possession	36:27	23:33
3rd Down Efficiency	6/14 (43%)	8/14 (57%)

RUSHING: COWBOYS – E. Elliot 23–138–1 TD, A. Morris 7–34, L. White–head 1–8, C. Beasley 1–7, D. Prescott 5–3, K. Smith 1–2, L. Dunbar 1–2 ... **49ERS** – C. Hyde 15–74–1 TD, B. Gabbert 12–27, S. Draughn 2–5.

RECEIVING: COWBOYS – J. Witten 7–47, B. Butler 5–41–1 TD, T. Williams 4–44–1 TD, C. Beasley 3–66, L. Dunbar 2–14, E. Elliot 1–19, K. Smith 1–14 ... **49ERS** – J. Kerley 6–88–1 TD, G. Celek 5–79, Q. Patton 1–13, A. Burbridge 1–5, C. Hyde 1–5, T. Smith 1–3, S. Draughn 1–3.

PASSING: COWBOYS – D. Prescott 32–23–245–0–2 TDs ... **49ERS** – B. Gabbert 23–16–196–1–1 TD.

INTs: COWBOYS – M. Claiborne 1–27 ... **49ERS** – None.

SACKS: COWBOYS – T. Crawford 1–7 ... **49ERS** – N. Bowman 1–8, R. Blair 0.5–1.5, C. Davis 0.5–1.5.

49ERS TURNOVER RATIO: –1 (DAL: 0 fumbles, 0 INTs/SF: 0 fumbles, 1 INT).

Weather: Cloudy
Temperature: 68 degrees
Wind: West Southwest 10 mph
Playing Surface: Grass
Time: 2:59
Attendance: 70,178





THURSDAY, OCTOBER 6
ARIZONA 33, SAN FRANCISCO 21
LEVI'S STADIUM



San Francisco fell to the Arizona Cardinals, 33–21, on Thursday Night Football, dropping the team's record to 1–4 on the season. Despite the loss, RB Carlos Hyde rushed for 78 yds. and 1 TD on 22 carries, marking the first time he has recorded a rushing TD in three consecutive games. Hyde is the first member of the 49ers to have a rushing TD in three consecutive games since RB Frank Gore accomplished the feat in 2011 [12/11/11 at Arz.; 12/19/11 vs. Pit.; 12/24/11 at Sea.]. Additionally on offense, WR Jeremy Kerley tied a career high with 8 receipts. and finished with 102 rec. yds, his second career 100–yd. receiving game. After a scoreless first quarter, the 49ers took a 7–0 lead as QB Blaine Gabbert led the offense on a 10–play, 87–yd. drive that culminated in a 9–yd. TD pass to Kerley, his second as a member of the 49ers. Kerley has now registered a TD receipt. in consecutive games for the first time in his career. Following an deflected pass at the line of scrimmage that led to an interception of Gabbert deep in 49ers territory, QB Drew Stanton connected with WR Larry Fitzgerald for a 21–yd. TD pass, tying the score at 7–7 heading into halftime. After a San Francisco fumble on the opening kick return of the second half, Cardinals RB David Johnson found the end zone on a 4–yd. run to give Arizona a 14–7 lead. Midway through the third quarter, Stanton found Fitzgerald on a 29–yd. TD pass to extend the Cardinals lead to 21–7. San Francisco would answer the Arizona TD with one of their own, as Hyde finished off an 11–play, 82–yd. drive with a 1–yd. TD run, his sixth of the season, to cut the deficit to 21–14. After Cardinals K Chandler Catanzaro knocked through a 36–yd. FG early in the fourth quarter, Johnson found the end zone for a second time for Arizona on a 2–yd. run to extend the Cardinals lead to 31–14. Inside the final two minutes, Gabbert rushed for his second TD of the season to cut the score to 31–21. After the 49ers defense forced a three–and–out, Gabbert was sacked by Cardinals DT Calais Campbell for a safety to bring the final score to 33–21 in favor of Arizona.

NOTES: The **49ers offense** scored TDs on all three trips to the red zone vs. Arz. ... RB **Carlos Hyde** rushed for 78 yds. and 1 TD on 22 carries, marking the first time he has recorded a rushing TD in three consecutive games ... **Hyde** is the first member of the 49ers to have a rushing TD in three consecutive games since RB Frank Gore accomplished the feat in 2011 [12/11/11 at Arz.; 12/19/11 vs. Pit.; 12/24/11 at Sea.] ... **Hyde** also registered a career–high 6 receipts. for 36 yds. ... WR **Jeremy Kerley** tied a career high with 8 receipts. and finished with 102 rec. yds, his second career 100–yd. receiving game. [120 yds.; NYJ at NE (10/21/12)] ... **Kerley** hauled in a 9–yd. TD pass from QB **Blaine Gabbert**, his second as a member of the 49ers and 11th of his career ... **Kerley** has now registered a TD receipt. in consecutive games for the first time in his career... LBs **Nick Bellore** and **Michael Wilhoite** combined to sack Cardinals QB Drew Stanton for the first 0.5 sack of their careers.

	1st	2nd	3rd	4th	Pts
Arizona	0	7	14	12	33
San Francisco	0	7	7	7	21

- SF** – J. Kerley, 9 pass from B. Gabbert (P. Dawson) (10–87, 4:46)
- ARZ** – L. Fitzgerald, 21 pass from D. Stanton (C. Catanzaro) (1–21, 0:06)
- ARZ** – D. Johnson, 4 run (C. Catanzaro) (4–14, 2:10)
- ARZ** – L. Fitzgerald, 29 pass from D. Stanton (C. Catanzaro) (6–71, 3:19)
- SF** – C. Hyde, 1 run (P. Dawson) (11–82, 5:41)
- ARZ** – C. Catanzaro, 36 FG (4–6, 1:16)
- ARZ** – D. Johnson, 2 run (C. Catanzaro) (12–76, 7:12)
- SF** – B. Gabbert, 1 run (P. Dawson) (13–75, 2:52)
- ARZ** – B. Gabbert sacked in end zone by C. Campbell for a Safety

TEAM STATISTICS	ARZ	SF
First Downs	17	25
Net Yards Gained	288	286
Rushes/Yards	37/172	36/151
Net Yards Passing	116	135
Att/Comp/INT	28/11/0	31/18/2
Sacked/Yards Lost	1/8	7/27
Punts/Average	9/42.4	7/49.9
Fumbles/Lost	2/0	2/1
Penalties/Yards	7/50	4/34
Time of Possession	31:44	28:16
3rd Down Efficiency	5/16 (31%)	4/14 (29%)

RUSHING: CARDINALS – D. Johnson 27–157–2 TDs, A. Ellington 6–19, S. Taylor 2–(–2), D. Stanton 2–(–2) ... **49ERS** – C. Hyde 22–78–1 TD, B. Gabbert 10–70–1 TD, M. Davis 2–4, S. Draughn 2–(–1).

RECEIVING: CARDINALS – L. Fitzgerald 6–81–2 TDs, D. Johnson 3–28, Jo. Brown 1–11, J. Gresham 1–4 ... **49ERS** – J. Kerley 8–102–1 TD, C. Hyde 6–36, Q. Patton 2–16, B. Bell 1–4, G. Celek 1–4.

PASSING: CARDINALS – D. Stanton 28–11–124–0–2 TDs... **49ERS** – B. Gabbert 31–18–162–2–1 TD.

INTs: CARDINALS – M. Cooper 1–12, C. Campbell 1–1 ... **49ERS** – None.

SACKS: CARDINALS – M. Golden 2–12.5, C. Campbell 2–5, K. Minter 1.5–5, D. Swearingin 1–0, A. Okafor 0.5–4.5 ... **49ERS** – N. Bellore 0.5–4, M. Wilhoite 0.5–4.

49ERS TURNOVER RATIO: –3 (ARZ: 0 fumbles, 0 INTs/SF: 1 fumble, 2 INTs).

Weather: Clear
Temperature: 75 degrees
Wind: West Northwest 16 mph
Playing Surface: Grass
Time: 3:06
Attendance: 70,178





SUNDAY, OCTOBER 16
SAN FRANCISCO 16, BUFFALO 45
NEW ERA FIELD



The 49ers dropped to 1–5 on the season after falling to the Buffalo Bills 45–16 at New Era Field. On the Bills first drive of the game, DL Arik Armstead registered the first FF of his career, stripping the ball from Bills QB Tyrod Taylor, with DL DeForest Buckner recovering the fumble for his first career FR. On the day, in addition to his FR, Buckner recorded the first 2.0 sacks of his career. Making good with the short field, K Phil Dawson knocked through a 33–yd. FG to give San Francisco a 3–0 lead. On the next Buffalo possession, Bills RB LeSean McCoy found the end zone on a 4–yd. run to give Buffalo the 7–3 lead after one quarter of play. Early in the second quarter, QB Colin Kaepernick connected with WR Torrey Smith on a 53–yd. TD pass to put the 49ers back ahead at 10–7. It marked the second TD receipt. of the season for Smith and first TD pass of the season for Kaepernick. Making his first start of the season, Kaepernick completed 8 of 11 atts. for 135 yds., 1 TD and a QB rating of 144.1 in the first half, the 4th highest in any half of his career. On the ensuing Bills drive, McCoy found the end zone for the second time with a 12–yd. TD run to give Buffalo the 14–10 advantage. To end the first half, the teams traded FGs by Dawson and Bills K Dan Carpenter to bring the score to 17–13 entering the break. Late in the third quarter, Bills QB Tyrod Taylor connected with WR Justin Hunter on a 30–yd. pass to extend the home team’s lead to 24–13. Dawson converted his third FG of the afternoon, this time a 47–yd. att. to make the score 24–16. With 10 points on the day, Dawson (374 points) moved past RB Ken Willard (366 points) for 11th on the franchise’s all–time scoring list. However, Buffalo finished the game with 21 unanswered points in the fourth quarter to register the 45–16 victory.

NOTES: On the Bills first drive of the game, DL **Arik Armstead** registered the first FF of his career, stripping the ball from Bills QB Tyrod Taylor.... DL **DeForest Buckner** recovered the fumble for his first career FR ... Later in the game, **Armstead** picked up his 2nd sack of the season ... In addition to his FR, **Buckner** recorded the first two sacks of his career ... With 2.0 sacks and 1 FR on the day, **Buckner** is the first member of the 49ers with at least 2.0 sacks and 1 FR in a single game since LB Aldon Smith accomplished the feat in 2011 [vs. StL 12/4/11 (2.0 sacks and 1 FR)] ... In the first half, QB **Colin Kaepernick** completed 8 of 11 atts. for 135 yds., 1 TD and a QB rating of 144.1 ... **Kaepernick’s** 144.1 QB rating is the 4th highest in any half of his career ... **Kaepernick** connected with WR **Torrey Smith** on a 53–yd. TD pass ... It marked the 2nd TD receipt. of the season for **Smith** and the 1st TD pass of the season for **Kaepernick** ... CB **Tramaine Brock** registered the first FF of his career in the 3rd Qtr. ... In the 4th Qtr., NT **Mike Purcell** forced the 1st FF of his career, knocking the ball away from Bills RB Jonathan Williams ... LB **Nick Bellore** recovered the loose ball, the first FR of his career... With 10 points on the day (3 FG, 1 XP), K **Phil Dawson** moved past RB Ken Willard for 11th on the franchise’s all–time scoring list.

	1st	2nd	3rd	4th	Pts
San Francisco	3	10	0	3	16
Buffalo	7	10	7	21	45

- SF – P. Dawson, 33 FG (7–13, 3:53)
- BUF – L. McCoy, 4 run (D. Carpenter) (11–75, 5:29)
- SF – T. Smith, 53 pass from C. Kaepernick (P. Dawson) (4–75, 1:18)
- BUF – L. McCoy, 12 run (D. Carpenter) (7–75, 3:38)
- SF – P. Dawson, 48 FG (9–59, 4:54)
- BUF – D. Carpenter, 40 FG (14–53, 5:33)
- BUF – J. Hunter, 30 pass from T. Taylor (D. Carpenter) (4–60, 1:55)
- SF – P. Dawson, 47 FG (8–46, 2:46)
- BUF – L. McCoy, 18 run (D. Carpenter) (8–75, 3:55)
- BUF – R. Woods, 5 pass from T. Taylor (D. Carpenter) (1–27, 0:11)
- BUF – M. Gillislee, 44 run (D. Carpenter) (7–73, 3:25)

TEAM STATISTICS	SF	BUF
First Downs	16	29
Net Yards Gained	300	492
Rushes/Yards	28/133	44/313
Net Yards Passing	167	179
Att/Comp/INT	29/13/0	27/16/0
Sacked/Yards Lost	3/20	3/0
Punts/Average	5/41.8	3/50.7
Fumbles/Lost	2/1	3/2
Penalties/Yards	6/52	7/71
Time of Possession	24:49	35:11
3rd Down Efficiency	3/13 (23%)	8/13 (62%)

RUSHING: 49ERS – C. Kaepernick 8–66, C. Hyde 14–52, M. Davis 5–13, S. Draughn 1–2 ... **BILLS** – L. McCoy 19–140–3 TDs, T. Taylor 8–68, M. Gillislee 6–61–1 TD, J. Williams 5–21, E. Manuel 3–11, R. Bush 2–6, R. Woods 1–6.

RECEIVING: 49ERS – Q. Patton 4–52, T. Smith 3–76–1 TD, V. McDonald 2–25, J. Kerley 2–12, R. Streater 1–16, M. Davis 1–6 ... **BILLS** – C. Clay 5–52, R. Woods 5–44–1 TD, N. O’Leary 2–29, M. Goodwin 2–22, J. Hunter 1–30–1 TD, L. McCoy 1–2.

PASSING: 49ERS – C. Kaepernick 29–13–187–0–1 TD ... **BILLS** – T. Taylor 25–16–179–0–2 TDs, E. Manuel 2–0–0–0–0 TDs.

INTs: 49ERS – None ... **BILLS** – None.

SACKS: 49ERS – D. Buckner 2–0, A. Armstead 1–0 ... **BILLS** – L. Alexander 1–12, A. Washington 1–7, Z. Brown 1–1.

49ERS TURNOVER RATIO: +1 (SF: 1 fumble, 0 INTs/BUF: 2 fumbles, 0 INTs).

Weather: Mostly Cloudy
Temperature: 72 degrees
Wind: Southwest 22 mph
Playing Surface: Turf
Time: 3:14
Attendance: 70,003





SUNDAY, OCTOBER 23
TAMPA BAY 34, SAN FRANCISCO 17
LEVI'S STADIUM



Against the Tampa Bay Buccaneers, the 49ers offense rushed for 160 yds. with a 5.7 avg., the most since 9/14/15 (230 yds. and 5.9 avg. vs. Min.). On the opening possession of the game, QB Colin Kaepernick drove the offense 75-yds. on 5 plays and RB Mike Davis capped off the drive with his first career NFL TD to give the 49ers an early 7-0 lead. Late in the first quarter, Buccaneers QB Jameis Winston's pass was deflected by CB Tramaine Brock and intercepted by LB Gerald Hodges, his first INT as a member of the 49ers and second of his career. On the next play, Kaepernick found RB Shaun Draughn for a 17-yd. TD pass, the first receiving TD of Draughn's career, to put San Francisco up 14-0. In the second quarter, Winston connected on TD passes to WR Mike Evans and WR Russell Shepard and Buccaneers K Robert Aguayo knocked through a 38-yd. FG to give Tampa Bay the 17-14 halftime advantage. In the third quarter, Tampa Bay extended their lead to 27-14 after Aguayo's second FG and Evans' second TD receipt. With just over eight minutes remaining, K Phil Dawson knocked through a 28-yd. FG to make the score 27-17. Tampa Bay RB Peyton Barber rounded out the scoring as he found the end zone on 44-yd. run to bring the final score to 34-17 in favor of the Buccaneers.

NOTES: The **49ers offense** rushed for a season-high 160 yds. on 28 atts. (5.7 avg.), the most since 9/14/15 (230 yds. and 5.9 avg. vs. Min.) ... QB **Colin Kaepernick** for 84 yds. on 9 carries (9.3 avg.), tying for the third highest regular season single game total in his career ... Making his first career NFL start, RB **Mike Davis** registered 7 carries for 21 yds. and his first career TD ... RB **Shaun Draughn** hauled in 17-yd. TD pass from QB **Colin Kaepernick**, marking his first career TD receipt. ... DL **Arik Armstead** and LB **Ahmad Brooks** combined to take down QB Jameis Winston, giving both players 2.5 sacks on the season ... LB **Aaron Lynch** took down Winston, marking his first sack of the season and 13.5 of his career ... LB **Gerald Hodges** picked off Winston and returned it 21-yds., marking his second career INT and first as a member of the 49ers.

	1st	2nd	3rd	4th	Pts
Tampa Bay	0	17	10	7	34
San Francisco	14	0	0	3	17

- SF – M. Davis, 4 run (P. Dawson) (5-75, 1:58)
- SF – S. Draughn, 17 pass from C. Kaepernick (P. Dawson) (1-17, 0:08)
- TB – M. Evans, 4 pass from J. Winston (R. Aguayo) (11-94, 4:54)
- TB – R. Aguayo, 38 FG (6-53, 2:39)
- TB – R. Shepard, 19 pass from J. Winston (R. Aguayo) (8-77, 1:46)
- TB – R. Aguayo, 37 FG (5-17, 2:01)
- TB – M. Evans, 5 pass from J. Winston (R. Aguayo) (6-27, 2:03)
- SF – P. Dawson, 28 FG (14-50, 6:04)
- TB – P. Barber, 44 run (R. Aguayo) (6-77, 3:26)

TEAM STATISTICS	TB	SF
First Downs	27	20
Net Yards Gained	513	273
Rushes/Yards	41/249	28/160
Net Yards Passing	264	113
Att/Comp/INT	30/21/1	34/16/1
Sacked/Yards Lost	2/5	4/30
Punts/Average	3/39.0	6/42.3
Fumbles/Lost	2/0	4/2
Penalties/Yards	7/78	4/31
Time of Possession	33:49	26:11
3rd Down Efficiency	6/14 (43%)	6/15 (40%)

RUSHING: BUCCANEERS – J. Rodgers 26-154, P. Barber 12-84-1 TD, A. Smith 1-6, A. Humphries 1-6, J. Winston 1-(-1) ... **49ERS** – C. Kaepernick 9-84, D. Harris 11-39, M. Davis 7-21-1 TD, S. Draughn 1-16.

RECEIVING: BUCCANEERS – M. Evans 8-96-2 TDs, R. Shepard 5-77-1 TD, C. Brate 3-29, A. Smith 2-41, A. Humphries 2-17, J. Rodgers 1-9 ... **49ERS** – S. Draughn 5-37-1 TD, Q. Patton 3-13, D. Harris 2-18, J. Kerley 2-15, V. McDonald 1-24, T. Smith 1-17, A. Burbridge 1-15, G. Celek 1-4.

PASSING: BUCCANEERS – J. Winston 30-21-269-1-3 TDs ... **49ERS** – C. Kaepernick 34-16-143-1-1 TD.

INTs: BUCCANEERS – B. McDougald 1-0 ... **49ERS** – G. Hodges 1-21.

SACKS: BUCCANEERS – J. Adjei-Barimah 1-12, W. Gholston 1-8, N. Spence 1-8, G. McCoy 1-4 ... **49ERS** – A. Lynch 1-4, A. Armstead 0.5-0.5, A. Brooks 0.5-0.5.

49ERS TURNOVER RATIO: -2 (TB: 0 fumbles, 1 INT/SF: 2 fumbles, 1 INT).

Weather: Clear
Temperature: 68 degrees
Wind: West 5 mph
Playing Surface: Grass
Time: 3:14
Attendance: 70,178





SUNDAY, NOVEMBER 6
NEW ORLEANS 41, SAN FRANCISCO 23
LEVI'S STADIUM



After the team's Bye in Week 8, the 49ers fell to the New Orleans Saints 41–23 at Levi's Stadium. QB Colin Kaepernick completed 24 of 39 atts. for 398 yds., 2 TDs, 1 INT and a QB rating of 102.3, marking his sixth career 300–yd. passing game and second most passing yds. in his career. WR Quinton Patton (6 repts. for 106 yds.), TE Vance McDonald (3 repts. for 84 yds. and 1 TD), RB DuJuan Harris (5 repts. for 83 yds. and 1 TD) and TE Garrett Celek (4 repts. for 76 yds.) combined to mark the first time in franchise history that the team had four players with 75 rec. yds.–or–more in a single game. K Phil Dawson opened the scoring for the 49ers, knocking through a season–long 49–yd. FG to put San Francisco up 3–0 early in the first quarter. However, New Orleans would notch 21 straight points as Saints RB Tim Hightower reached the end zone on a 4–yd. run and Saints QB Drew Brees tossed TD passes to WR Michael Thomas and RB Mark Ingram. Answering back with a TD of their own, RB DuJuan Harris took a swing pass from QB Colin Kaepernick 47–yds. for a TD, marking the longest reept. of his career and his first career receiving TD. On the next offensive play for New Orleans, Ingram rushed 75–yds. for a TD to extend New Orleans' lead to 28–10 midway through the second quarter. On the next drive, Dawson converted a 48–yd FG to bring the score to 28–13. After the 49ers defense forced a punt inside the final two minutes, Kaepernick found McDonald for a 65–yd. TD reept. McDonald became only the fourth TE since the merger in 1970, and the first since 1997, to register two TD repts. of 65 yds.–or–more in the same season. In the first half, Kaepernick completed 14 of 18 atts. for 286 yds., 2 TDs, 1 INT and a QB rating of 132.6, with his 286 yds. marking the most passing yds. in any half of his career. As time expired at the half, Saints K Wil Lutz converted a 26–yd. FG to make the score 31–20. In the third quarter, Dawson converted his third FG of the day, this time a 46–yd. FG, making the score 31–23 heading into the fourth quarter. Dawson converted 3 of 3 FG [49, 48, 46] and 2 of 2 XPA for a total of 11 points, marking the first time Dawson hit three FGs of 45–yds.–or–longer in same game since 9/27/12 at Bal. [3 for 3 (51, 50, 52)]. In the final frame, Brees connected with Thomas for their second TD of the day and Lutz knocked through a 41–yd. FG, bringing the final score to 41–23 in favor of New Orleans.

NOTES: According to the Elias Sports Bureau, WR **Quinton Patton** (6 repts. for 106 yds.), TE **Vance McDonald** (3 repts. for 84 yds. and 1 TD), RB **DuJuan Harris** (5 repts. for 83 yds. and 1 TD) and TE **Garrett Celek** (4 repts. for 76 yds.) combined to mark the first time in franchise history that the team had four players with 75 rec. yds.–or–more in a single game ... **McDonald** notched 3 repts. for 84 yds. and 1 TD ... **McDonald's** 65–yd. TD reept. marked his second TD of 65 yds.–or–more this season [75–yd. TD reept. at Car. (9/18/16)] ... **McDonald** is only the fourth TE since the merger in 1970, and the first since 1997, to register two TD repts. of 65 yds.–or–more in the same season ... **Patton** registered new career highs of 6 repts. for 106 yds., marking the first 100–yd. receiving game of his NFL career ... Making his first start of the season, **Harris** rushed for 59 yds. on 10 carries while adding 5 repts. for 83 yds. and 1 TD ... **Harris'** 142 total yards from scrimmage were the second most in his career [153 yds. from scrimmage (67 yds. rushing, 86 rec. yds.) vs. StL (1/3/16)] ... In the 2nd Qtr., **Harris** caught a 47–yd. TD from QB **Colin Kaepernick**, the longest reept. of his career and his first career receiving TD ... In the first half, QB **Colin Kaepernick** completed 14 of 18 atts. for 286 yds., 2 TDs, 1 INT and a QB rating of 132.6 ... **Kaepernick's** 286 yds. are the most in any half of his career ... **Kaepernick's** 286 passing yds. in the first half were the most in the first half by the 49ers since 9/21/97 vs. Atl. (QB Steve Young – 14 of 19 for 287 yds., 2 TDs, 0 INTs and a QB rating of 150.7) ... **Kaepernick's** 286 passing yds. in the first half also marked the most in any half by the 49ers since 12/5/99 at Cin. (QB Jeff Garcia – 21 of 31 for 307 yds., 3 TDs, 0 INTs and a QB rating of 132.1 in the second half) ... On the day, **Kaepernick** completed 24 of 39 atts. for 398 yds., 2 TDs, 1 INT and a QB rating of 102.3, marking his sixth career 300–yd. passing game and first since 10/18/15 vs. Bal. (340 yds.) ... **Kaepernick's** 398 yds. passing were the second most passing yds. in his career [412 yds. passing vs. GB (9/8/13)] ... **Kaepernick** rushed for 23 yds. on 5 carries and now has 2,005 career rushing yds., becoming the second QB in franchise history (QB Steve Young – 3,581 yds.), and the 15th player to rush for over 2,000 yds. as a member of the 49ers ... The **49ers offense** amassed 486 net yds. (93 rushing, 393 passing), marking the most net yds. since 9/8/13 vs. GB [494 net yds. (90 rushing, 404 passing)] ... K **Phil Dawson** converted 3 of 3 FG [49, 48, 46] and 2 of 2 XPA for a total of 11 points ... It marked the first time **Dawson** hit three FGs of 45–yds.–or–longer in same game since 9/27/12 at Bal. [3 for 3 (51, 50, 52)] ... CB **JaCorey Shepherd** had 3 KORs for 104 yds. (34.7 avg.) ... **Shepherd's** 34.7–yd. avg. on KORs is the highest average by a member of 49ers (min. 3 KORs) since 9/11/11 [WR Ted. Ginn Jr. – 4 KORs for 176 yds. (44.0 avg.) and 1 TD].

	1st	2nd	3rd	4th	Pts
New Orleans	14	17	0	10	41
San Francisco	3	17	3	0	23

- SF – P. Dawson, 49 FG (7–45, 2:53)
- NO – T. Hightower, 4 run (W. Lutz) (10–83, 4:14)
- NO – M. Thomas, 1 pass from D. Brees (W. Lutz) (5–12, 1:22)
- NO – M. Ingram, 5 pass from D. Brees (W. Lutz) (12–76, 6:05)
- SF – D. Harris, 47 pass from C. Kaepernick (P. Dawson) (4–65, 1:44)
- NO – M. Ingram, 75 run (W. Lutz) (1–75, 0:11)
- SF – P. Dawson, 48 FG (5–37, 1:52)
- SF – V. McDonald, 65 pass from C. Kaepernick (P. Dawson) (3–72, 0:42)
- NO – W. Lutz, 26 FG (6–71, 1:05)
- SF – P. Dawson, 46 FG (6–29, 1:07)
- NO – M. Thomas, 32 pass from D. Brees (W. Lutz) (7–77, 3:23)
- NO – W. Lutz, 41 FG (10–53, 4:02)

TEAM STATISTICS	NO	SF
First Downs	29	19
Net Yards Gained	571	486
Rushes/Yards	42/248	17/93
Net Yards Passing	323	393
Att/Comp/INT	39/28/0	39/24/1
Sacked/Yards Lost	1/0	1/5
Punts/Average	4/52.5	2/42.5
Fumbles/Lost	0/0	3/3
Penalties/Yards	4/40	9/78
Time of Possession	38:53	21:07
3rd Down Efficiency	11/17 (65%)	2/9 (22%)

RUSHING: SAINTS – M. Ingram 15–158–1 TD, T. Hightower 23–87–1 TD, J. Kuhn 2–5, D. Brees 2–(–2) ... **49ERS** – D. Harris 10–59, C. Kaepernick 5–23, M. Davis 2–11.

RECEIVING: SAINTS – M. Thomas 5–73–2 TDs, B. Cooks 5–66, J. Hill 4–40, C. Fleener 3–42, W. Snead 3–36, B. Coleman 2–25, M. Ingram 2–13–1 TD, J. Kuhn 2–9, T. Hightower 1–15, T. Cadet 1–4 ... **49ERS** – Q. Patton 6–106, D. Harris 5–83–1 TD, G. Celek 4–76, V. McDonald 3–84–1 TD, J. Kerley 3–22, T. Smith 2–18, M. Davis 1–9.

PASSING: SAINTS – D. Brees 39–28–323–0–3 TDs ... **49ERS** – C. Kaepernick 39–24–398–1–2 TDs.

INTs: SAINTS – C. Robertson 1–29 ... **49ERS** – None.

SACKS: SAINTS – V. Bell 0.5–2.5, C. Jordan 0.5–2.5 ... **49ERS** – G. Hodges 1–0.

49ERS TURNOVER RATIO: –4 (NO: 0 fumbles, 0 INTs/SF: 3 fumbles, 1 INT).

Weather: Mostly Sunny
Temperature: 70 degrees
Wind: Calm 0 mph
Playing Surface: Grass
Time: 3:13
Attendance: 70,178





SUNDAY, NOVEMBER 13
 SAN FRANCISCO 20, ARIZONA 23
 UNIVERSITY OF PHOENIX STADIUM



Facing off against division foe Arizona for the second time this season, the 49ers dropped a closely contested battle, 23–20. The 49ers defense registered 4 takeaways (2 INTs and 2 FRs) and recorded 10 PDs, led by DB Jimmie Ward’s career–high 4 PDs. The Cardinals jumped out to a 14–0 lead behind two TDs from RB David Johnson, one rushing and one receiving. Early in the 2nd Qtr., San Francisco cut the deficit to 14–7 as QB Colin Kaepernick marched the offense 75 yds. on 6 plays and connected with WR Jeremy Kerley on a 17–yd. TD pass, marking Kerley’s 3rd TD receipt of the year and 12th of his career. On the ensuing Arizona possession, Cardinals K Chandler Catanzaro knocked through a 39–yd. FG to make the score 17–7. Inside the final two minutes of the first half, the teams traded FGs as K Phil Dawson kicked a 49–yd. FG and Catanzaro converted a 19–yd. FG to make the score 20–10 at the break. On Arizona’s first possession of the 2nd half, LB Eli Harold had a strip–sack of Cardinals QB Carson Palmer for his first sack and first FF of his career. DL DeForest Buckner recovered the loose ball which led to a season–long 53–yd. FG by Dawson. Late in the 4th Qtr., LB Gerald Hodges intercepted Palmer for his 2nd INT of the season and 3rd of his career. The takeaway led to a 4–yd. TD run by Kaepernick on the first play after the two–minute warning, tying the score at 20–20. Kaepernick finished the day with 55 yds. on 10 atts. (5.5 avg.) and 1 TD on the ground, his 1st rushing TD of the season and 12th of his career. On the final possession of the game, Catanzaro converted a 34–yd. FG as time expired to bring the final score to 23–20 in favor of Arizona.

NOTES: The **49ers defense** registered 4 takeaways of the Arizona Cardinals (2 INTs and 2 FRs), tying a season high [Week 2 at Car. (9/18/16) – 3 FRs and 1 INT] ... Early in the 1st Qtr., CB **Keith Reaser** forced a Cardinals WR J.J. Nelson fumble, marking the 1st FF of Reaser’s career ... S **Antoine Bethea** recovered the fumble for his 1st FR of the season, 5th of his career and first since 10/20/13 vs. Den., as a member of the Indianapolis Colts ... On Arizona’s first possession of the 2nd half, LB **Eli Harold** had a strip–sack of Cardinals QB Carson Palmer for his first sack and first FF of his career, with DL **DeForest Buckner** recovering Palmer’s fumble ... S **Eric Reid** intercepted Palmer for his 1st INT of the season, 8th of his career and his first since 12/14/14 at Sea. ... In the 4th Qtr., LB **Gerald Hodges** intercepted Palmer for his 2nd INT of the season and 3rd of his career ... **Buckner** brought down Palmer for a 9–yd. loss and his 3rd sack of the season ... Along with his FR, **Buckner** has now registered 2 games this season with at least 1.0 sack and 1 FR (10/16/16 at Buf. – 2.0 sacks & 1 FR) ... The **49ers defense** registered a season–high 10 PDs, as DB **Jimmie Ward** established a new career high with 4 PDs ... The **49ers defense** finished with double–digit PDs for the first time since they recorded 11 at NYG (11/16/14) ... QB **Colin Kaepernick** connected with WR **Jeremy Kerley** on a 17–yd. TD pass in the 2nd Qtr. ... It marked **Kerley’s** 3rd TD receipt of the year and 12th of his career ... In 2 games against Arizona this season, **Kerley** registered 15 receipts. for 179 yds. and 2 TDs ... **Kaepernick** rushed for 55 yds. on 10 atts. (5.5 avg.) and 1 TD on the ground, his 1st rushing TD of the season, 12th of his career and his first since 9/27/15 at Arz. ... WR **Quinton Patton** finished with 3 receipts. for a 52 yds. (17.3 avg.), including a career long receipt. of 45 yds. ... With 8 points (2 FGs, 2 PATs) against the Cardinals, K **Phil Dawson** moved past RB Roger Craig (396 pts.) for 10th on the franchise’s all–time scoring list ... **Dawson** kicked a season–long 53–yd. FG, extending his franchise record to 14 made FGs of 50–or–more yds.

	1st	2nd	3rd	4th	Pts
San Francisco	0	10	3	7	20
Arizona	7	13	0	3	23

- ARZ** – D. Johnson, 3 pass from C. Palmer (C. Catanzaro) (11–91, 6:04)
- ARZ** – D. Johnson, 18 run (C. Catanzaro) (1–56, 0:18)
- SF** – J. Kerley, 17 pass from C. Kaepernick (P. Dawson) (6–75, 2:30)
- ARZ** – C. Catanzaro, 39 FG (8–54, 3:44)
- SF** – P. Dawson, 49 FG (15–56, 6:56)
- ARZ** – C. Catanzaro, 19 FG (10–81, 1:32)
- SF** – P. Dawson, 53 FG (5–45, 2:16)
- SF** – C. Kaepernick, 4 run (P. Dawson) (7–57, 1:18)
- ARZ** – C. Catanzaro, 34 FG (12–69, 1:55)

TEAM STATISTICS	SF	ARZ
First Downs	15	26
Net Yards Gained	281	443
Rushes/Yards	28/83	23/80
Net Yards Passing	198	363
Att/Comp/INT	30/17/0	49/30/2
Sacked/Yards Lost	3/12	2/13
Punts/Average	7/43.6	4/44.3
Fumbles/Lost	1/1	2/2
Penalties/Yards	9/100	2/10
Time of Possession	27:42	32:18
3rd Down Efficiency	7/17 (41%)	7/14 (50%)

RUSHING: 49ERS – C. Kaepernick 10–55–1 TD, C. Hyde 13–14, D. Harris 5–14 ... **CARDINALS** – D. Johnson 19–55–1 TD, C. Palmer 1–16, Jo. Brown 1–10, A. Ellington 2–(–1).

RECEIVING: 49ERS – J. Kerley 7–71–1 TD, V. McDonald 4–50, Q. Patton 3–52, T. Smith 2–26, R. Streater 1–11 ... **CARDINALS** – L. Fitzgerald 12–132, M. Floyd 5–101, D. Johnson 5–46–1 TD, J. Gresham 4–38, Jo. Brown 2–30, J. Nelson 2–29.

PASSING: 49ERS – C. Kaepernick 30–17–210–0–1 TD ... **CARDINALS** – C. Palmer 49–30–376–2–1 TD.

INTs: 49ERS – E. Reid 1–13, G. Hodges 1–6 ... **CARDINALS** – None.

SACKS: 49ERS – D. Buckner 1–9, E. Harold 1–4 ... **CARDINALS** – Ch. Jones 2–7, C. Campbell 1–5.

49ERS TURNOVER RATIO: +3 (SF: 1 fumble, 0 INTs/ARZ: 2 fumbles, 2 INTs).

Weather: Dome
Playing Surface: Grass
Time: 3:09
Attendance: 65,127





SUNDAY, NOVEMBER 20
 NEW ENGLAND 30, SAN FRANCISCO 17
 LEVI'S STADIUM



The 49ers fell to the visiting Patriots 30–17 at Levi's Stadium on a wet and rainy day in the Bay Area. New England QB Tom Brady pushed the Patriots to an early 6–0 lead, connecting with WR Julian Edelman for a 4–yd. TD pass. On the ensuing possession, K Phil Dawson put the home team on the board with a 33–yd. FG, the 400th of his career. Dawson became just the 10th player in NFL history to make 400–or–more FGs during his NFL career. On the first play of the second quarter, Brady connected with RB James White for his second TD pass of the game to put New England up 13–3. Later in the quarter, the 49ers embarked on their longest drive of the season, driving 92 yds. in 8 plays and finishing with an 18–yd. TD pass from QB Colin Kaepernick to TE Vance McDonald, giving him a new single–season career–high of 4 TD receipts. and bringing the halftime score to 13–10. After a scoreless third quarter, the Patriots recorded 17 straight points in the fourth quarter behind two Brady TD passes and a Stephen Gostkowski 38–yd. FG. With just over two minutes remaining, Kaepernick finished off a 75–yd. drive with a 13–yd. TD pass to RB Shaun Draughn, making the final score 30–17 in favor of New England.

NOTES: With a 33–yd. FG in the 1st Qtr., **K Phil Dawson** became the 10th kicker in NFL history to record 400–or–more made FGs in his career ... Among those with 400–or–more career made FGs, **Dawson** has the highest made FG percentage at 84.7% ... With 5 points [1 for 1 FG, 2 of 2 PAT] against the Patriots, **Dawson** becomes the 10th player in franchise history to score 400–or–more points as a member of the 49ers ... Additionally, **Dawson** is the 3rd–fastest kicker in 49ers franchise history to reach 400 total points scored, accomplishing the feat in 58 games [K Mike Cofer – 54 games; K Bruce Gossett – 55 games] ... TE **Vance McDonald** recorded 3 receipts. for 46 yds. and 1 TD, giving him a single–season career–high 4 TD receipts. on the year ... RB **Shaun Draughn** registered 3 receipts. for 43 yds. and 1 TD, his 2nd TD receipt. of the season and of his career ... **Draughn** tied a career–long with a 26–yd. receipt. ... The 49ers TD drive of 92 yds. that culminated with a 18–yd. TD pass from QB **Colin Kaepernick** to TE **Vance McDonald** was the longest scoring drive of the season and longest since 12/13/15 at Cle. (8 plays – 94 yds.; WR Jerome Simpson 6–yd. TD receipt. from QB Blaine Gabbert) ... LB **Ahmad Brooks** took down Patriots QB Tom Brady for his 3.5 of the season and 51st of his career.

	1st	2nd	3rd	4th	Pts
New England	6	7	0	17	30
San Francisco	3	7	0	7	17

- NE** – J. Edelman, 4 pass from T. Brady (kick failed) (6–27, 2:53)
- SF** – P. Dawson, 33 FG (12–60, 7:30)
- NE** – J. White, 9 pass from T. Brady (S. Gostkowski) (6–77, 2:47)
- SF** – V. McDonald, 18 pass from C. Kaepernick (P. Dawson) (8–92, 4:17)
- NE** – D. Amendola, 5 pass from T. Brady (S. Gostkowski) (10–80, 4:21)
- NE** – M. Mitchell, 56 pass from T. Brady (S. Gostkowski) (5–70, 1:55)
- NE** – S. Gostkowski, 38 FG (8–50, 3:04)
- SF** – S. Draughn, 13 pass from C. Kaepernick (P. Dawson) (12–75, 4:05)

TEAM STATISTICS	NE	SF
First Downs	28	20
Net Yards Gained	444	299
Rushes/Yards	30/171	27/122
Net Yards Passing	273	177
Att/Comp/INT	40/24/0	30/16/0
Sacked/Yards Lost	1/7	5/29
Punts/Average	5/43.2	8/41.6
Fumbles/Lost	1/0	5/0
Penalties/Yards	5/40	10/68
Time of Possession	29:12	30:48
3rd Down Efficiency	8/16 (50%)	5/14 (36%)

RUSHING: PATRIOTS – L. Blount 19–124, D. Lewis 5–23, T. Brady 4–12. J. Edelman 2–12 ... **49ERS** – C. Hyde 19–86, C. Kaepernick 4–32, D. Harris 4–4.

RECEIVING: PATRIOTS – J. Edelman 8–77–1 TD, J. White 6–63–1 TD, M. Mitchell 4–98–1 TD, D. Lewis 3–26, D. Amendola 2–2–1 TD, M. Bennett 1–14 ... **49ERS** – V. McDonald 3–46–1 TD, S. Draughn 3–43–1 TD, G. Celek 3–41, C. Hyde 3–24, C. Harper 2–35, Q. Patton 2–17.

PASSING: PATRIOTS – T. Brady 40–24–280–0–4 TDs ... **49ERS** – C. Kaepernick 30–16–206–0–2 TDs.

INTs: PATRIOTS – None ... **49ERS** – None.

SACKS: PATRIOTS – P. Chung 1–12, D. Hightower 1–9, K. Van Noy 1–8, M. Butler 1–0, R. Ninkovich 1–0 ... **49ERS** – A. Brooks 1–7.

49ERS TURNOVER RATIO: 0 (NE: 0 fumbles, 0 INTs/SF: 0 fumbles, 0 INTs).

Weather: Cloudy with rain
Temperature: 64 degrees
Wind: South Southeast 6 mph
Playing Surface: Grass
Time: 3:06
Attendance: 70,178





SUNDAY, NOVEMBER 27
SAN FRANCISCO 24, MIAMI 31
HARD ROCK STADIUM



Visiting Miami for the first time since 2008, the 49ers fourth quarter come-back fell just short against the Dolphins, losing 31–24 at Hard Rock Stadium. The 49ers offense rushed for a season-high 193 yds. on 25 atts. (7.7 avg.). The team’s 7.7 avg. yds. per carry was the highest by the 49ers offense since 12/20/14 vs. SD [355 yds. on 40 atts. (8.9 avg.)]. QB Colin Kaepernick registered 113 yds. on 10 atts. (11.3 avg.), his second career 100–yd. rushing game [7 atts. for 151 yds. and 1 TD vs. SD (12/20/14)]. Kaepernick’s 113 rushing yds. are the highest total rushing yds. by a QB this season and marks the second 100–yd. rushing game by a QB in 2016 [QB Kevin Hogan, Cle. – 104 yds. at Cin. (10/23/16)]. Kaepernick completed 29 of 46 atts. for 293 yds., 3 TDs, 1 INT and a passer rating of 94.1, marking the 5th time in his career he has thrown for 3–or–more TDs and the first time since 10/13/14 at StL (22 of 35 atts. for 343 yds., 3 TDs and a 123.9 passer rating). After forcing a Dolphins three–and–out on the opening possession of the game, the 49ers offense finished off an 8–play, 62–yd. drive with an 11–yd. TD pass from Kaepernick to RB Carlos Hyde, the first TD receipt. of his NFL career. Early in the second quarter, Dolphins RB Jay Ajayi tied the score at 7–7 with a 2–yd. TD run. The Dolphins would enter halftime with a 14–7 lead as QB Ryan Tannehill connected with TE Dion Sims on a 16–yd. TD pass. After a turnover on the first play of the second half, Dolphins K Adam Franks made the score 17–7 with 24–yd. FG. Midway through the third quarter, the 49ers offense drove 91 yds. on 9 plays that culminated with a 4–yd. TD pass from Kaepernick to TE Garrett Celek, his first TD receipt. of the season and 4th of his career, to make the score 17–14. After two TD passes by Tannehill put Miami up 31–14 midway through the fourth quarter, WR Torrey Smith, diving with one hand in the back of the end zone, hauled in a 1–yd. TD pass from Kaepernick, his 3rd TD receipt. of the season and 37th of his career. Just before the two–minute warning, K Phil Dawson converted a 36–yd. FG to make it a one score game. Using two timeouts and the two–minute warning as a stoppage, the 49ers defense forced a three–and–out to get the ball back with 1:44 remaining down by seven. Starting on his own 38–yd. line, Kaepernick drove the offense down to the 4–yd line with :02 left in the game. On the final play, Kaepernick scrambled to the right and was stopped short of the end zone, giving the Dolphins the 31–24 victory.

NOTES: The **49ers offense** rushed for a season–high 193 yds. on 25 atts. (7.7 avg.) ... The team’s 7.7 avg. yds. per carry was the highest by the **49ers offense** since 12/20/14 vs. SD [355 yds. on 40 atts. (8.9 avg.)] ... QB **Colin Kaepernick** registered 113 yds. on 10 atts. (11.3 avg.), his second career 100–yd. rushing game [7 atts. for 151 yds. and 1 TD vs. SD (12/20/14)] ... **Kaepernick’s** 113 rushing yds. are the highest total rushing yds. by a QB this season and marks the second 100–yd. rushing game by a QB in 2016 [QB Kevin Hogan, Cle. – 104 yds. at Cin. (10/23/16)] ... **Kaepernick** completed 29 of 46 atts. for 293 yds., 3 TDs, 1 INT and a passer rating of 94.1 ... It marks the 5th time in **Kaepernick’s** career he has thrown for 3–or–more TDs and the first time since 10/13/14 at StL (22 of 35 atts. for 343 yds., 3 TDs and a 123.9 passer rating) ... **Kaepernick** became the 5th player since the NFL merger in 1970 to register 3 passing TDs and 100 yds. rushing in a single game (Randall Cunningham – 11/4/90; Michael Vick – 12/19/10; Marcus Mariota – 12/6/15; Cam Newton – 12/20/15) ... After forcing a Dolphins three–and–out on the opening possession of the game, the **49ers offense** finished off an 8–play, 62–yd. drive with an 11–yd. TD pass from **Kaepernick** to RB **Carlos Hyde**, the first TD receipt. of his NFL career ... In the 3rd Qtr., the **49ers offense** drove 91 yds. on 9 plays that culminated with a 4–yd. TD pass from **Kaepernick** to TE **Garrett Celek**, his first TD receipt. of the season and 4th of his career ... With the 91–yd. TD drive, the **49ers offense** has now recorded consecutive games with a 90–or–more yd. TD drive [8 plays for 94 yds., 18–yd. TD pass from **Kaepernick** to TE Vance McDonald vs. NE (11/20/16)] ... In the 4th Qtr., WR **Torrey Smith** hauled in a 1–yd. TD pass from **Kaepernick**, his 3rd TD receipt. of the season and 37th of his career ... With 4 receipts. for a team–high 60 yds., TE **Vance McDonald** now has 382 receiving yds. on the season, surpassing his previous single–season career high of 326 receiving yds. set in 2015 ... On the final play of the first half, LBs **Nick Bellore** and **Ahmad Brooks** combined to take down Dolphins QB Ryan Tannehill for a 13–yd. loss ... DL **Ronald Blair** recorded the first full sack of his NFL career, taking down Tannehill for a 9–yd. loss in the 3rd Qtr.

	1st	2nd	3rd	4th	Pts
San Francisco	7	0	7	10	24
Miami	0	14	10	7	31

SF – C. Hyde, 11 pass from C. Kaepernick (P. Dawson) (8–62, 3:30)
MIA – J. Ajayi, 2 run (A. Franks) (11–91, 5:28)
MIA – D. Sims, 16 pass from R. Tannehill (A. Franks) (11–84, 6:50)
MIA – A. Franks, 24 FG (5–20, 2:18)
SF – G. Celek, 4 pass from C. Kaepernick (P. Dawson) (9–91, 4:57)
MIA – K. Stills, 43 pass from R. Tannehill (A. Franks) (5–60, 1:50)
MIA – L. Carroo, 15 pass from R. Tannehill (A. Franks) (6–67, 3:23)
SF – T. Smith, 1 pass from C. Kaepernick (P. Dawson) (8–75, 3:49)
SF – P. Dawson, 36 FG (14–62, 3:36)

TEAM STATISTICS	SF	MIA
First Downs	25	19
Net Yards Gained	475	358
Rushes/Yards	25/193	26/95
Net Yards Passing	282	263
Att/Comp/INT	46/29/1	30/20/0
Sacked/Yards Lost	2/14	2/22
Punts/Average	4/47.3	5/41.8
Fumbles/Lost	1/1	1/0
Penalties/Yards	7/65	4/42
Time of Possession	29:28	30:32
3rd Down Efficiency	7/14 (50%)	6/12 (50%)

RUSHING: 49ERS – C. Kaepernick 10–113, C. Hyde 13–65, D. Harris 2–15 ... **DOLPHINS** – J. Ajayi 18–45–1 TD, R. Tannehill 6–34, K. Drake 1–9, D. Williams 1–7.

RECEIVING: 49ERS – S. Draughn 6–49, C. Hyde 5–30–1 TD, V. McDonald 4–60, R. Streater 4–46, T. Smith 3–24–1 TD, C. Harper 2–32, J. Kerley 2–24, G. Celek 2–19–1 TD, Q. Patton 1–12 ... **DOLPHINS** – D. Sims 4–53–1 TD, J. Landry 4–47, K. Stills 3–72–1 TD, D. Parker 3–64, M. Gray 2–12, D. Williams 2–11, L. Carroo 1–15–1 TD, J. Ajayi 1–11.

PASSING: 49ERS – C. Kaepernick 46–29–296–1–3 TDs ... **DOLPHINS** – R. Tannehill 30–20–285–0–3 TDs.

INTs: 49ERS – None ... **DOLPHINS** – K. Alonso 1–10.

SACKS: 49ERS – R. Blair 1–9, N. Bellore 0.5–6.5, A. Brooks 0.5–6.5 ... **DOLPHINS** – C. Wake 1–9, A Branch 1–5.

49ERS TURNOVER RATIO: –2 (SF: 1 fumble, 1 INT/MIA: 0 fumbles, 0 INTs).

Weather: Partly Cloudy
Temperature: 79 degrees
Wind: Northeast 13 mph
Playing Surface: Grass
Time: 3:19
Attendance: 65,856





SUNDAY, DECEMBER 4
SAN FRANCISCO 6, CHICAGO 26
SOLDIER FIELD



On a snowy day in the Windy City, the 49ers fell to the Chicago Bears, 26–6. After a scoreless first quarter, RB Shaun Draughn deflected a Bears punt which led to a 31–yd. FG by K Phil Dawson. On the ensuing kickoff return, DB Jimmie Ward knocked the ball loose from Chicago WR Deonte Thompson for his first career special teams forced fumble and fumble recovery. It marked the second consecutive year that Ward has registered a takeaway in Chicago [29–yd. INT return for TD at Chi. (12/6/15)]. The turnover led to a 28–yd. FG by Dawson to make the score 6–0 in favor of San Francisco. With the FG, Dawson moved into a tie with K Ryan Longwell for 15th on the NFL’s all–time scoring list with 1,687 pts. Inside the final two minutes of the half, Bears RB Jordan Howard reached the end zone on a 1–yd. run to give Chicago the 7–6 halftime lead. In the third quarter, Howard found the end zone twice more to extend the home team’s lead to 21–6. During the final frame, LB Ahmad Brooks took down Bears QB Matt Barkley for an 8–yd. loss, his 5th sack of the season, and has registered 50.5 sacks as a member of the 49ers, becoming the third player in franchise history to record 50–or–more career sacks [DT Bryant Young – 89.5; LB Charles Haley – 66.5]. The Bears added a 45–yd. FG from K Connor Barth and a safety by OLB Leonard Floyd to bring the final score to 26–6.

NOTES: In the 4th Qtr., LB **Ahmad Brooks** took down QB Matt Barkley for an 8–yd. loss, his 5th sack of the season ... With the sack, **Brooks** has now registered 50.5 sacks as a member of the 49ers and becomes the third player in franchise history to record 50–or–more career sacks [DT Bryant Young – 89.5; LB Charles Haley – 66.5] ... With 1.0 sack, **Brooks** has now recorded 5.0–or–more sacks in each of the past eight seasons (2009–16) and is one of four active players to accomplish the feat [DE Cliff Avril (Sea.); DE Cameron Wake (Mia.); LB Julius Peppers (GB)] ... **Brooks** has now registered at least a half sack in three consecutive games for the third time in his career and first since 2013 [2.0 sacks vs. Car. (11/10/13); 1.0 sack at NO (11/17/13); 2.0 sacks vs. Was. (11/25/13)] ... With 6 pts. [2 of 2 FGs] in the snow at Chicago, K **Phil Dawson** tied K Ryan Longwell (1,687 pts.) for 15th on the NFL’s all–time scoring list ... DB **Jimmie Ward** registered his first career special teams forced fumble and fumble recovery, knocking the ball loose from WR Deonte Thompson on a kickoff return ... It marks the second consecutive year that **Ward** has registered a takeaway in Chicago [29–yd. INT return for TD at Chi. (12/6/15)].

	1st	2nd	3rd	4th	Pts
San Francisco	0	6	0	0	6
Chicago	0	7	14	5	26

- SF – P. Dawson, 31 FG (4–6, 2:12)
- SF – P. Dawson, 28 FG (9–27, 4:51)
- CHI – J. Howard, 1 run (C. Barth) (8–81, 1:25)
- CHI – J. Howard, 2 run (C. Barth) (10–75, 5:28)
- CHI – J. Howard, 5 run (C. Barth) (4–59, 2:13)
- CHI – C. Barth, 45 FG (7–37, 3:19)
- CHI – B. Gabbert sacked in end zone by L. Floyd for a safety

TEAM STATISTICS	SF	CHI
First Downs	10	19
Net Yards Gained	147	326
Rushes/Yards	34/141	40/142
Net Yards Passing	6	184
Att/Comp/INT	15/5/0	18/11/0
Sacked/Yards Lost	6/33	1/8
Punts/Average	8/38.5	6/38.8
Fumbles/Lost	1/0	2/1
Penalties/Yards	11/106	5/40
Time of Possession	28:42	31:18
3rd Down Efficiency	4/14 (29%)	6/14 (43%)

RUSHING: 49ERS – C. Hyde 20–92, C. Kaepernick 6–20, S. Draughn 5–20, D. Harris 2–8, B. Gabbert 1–1 ... **BEARS** – J. Howard 32–117–3 TDs, J. Bellamy 1–12, K. Carey 2–8, M. Barkley 4–3, J. Langford 1–2.

RECEIVING: 49ERS – V. McDonald 2–9, J. Kerley 1–18, C. Hyde 1–6, C. Harper 1–6 ... **BEARS** – J. Bellamy 4–93, C. Meredith 3–67, D. Thompson 2–19, D. Brown 2–13.

PASSING: 49ERS – B. Gabbert 10–4–35–0–0 TDs, C. Kaepernick 5–1–4–0–0 TDs ... **BEARS** – M. Barkley 18–11–192–0–0 TDs.

INTs: 49ERS – None ... **BEARS** – None.

SACKS: 49ERS – A. Brooks 1–8 ... **BEARS** – L. Floyd 2–8, A. Hicks 2–7, W. Young 1–13, E. Goldman 1–5.

49ERS TURNOVER RATIO: +1 (SF: 0 fumbles, 0 INTs/CHI: 1 fumble, 0 INTs).

Weather: Snow Showers
Temperature: 33 degrees
Wind: Southeast 5 mph
Playing Surface: Grass
Time: 2:57
Attendance: 59,782





SUNDAY, DECEMBER 11
 NEW YORK JETS 23, SAN FRANCISCO 17 (OT)
 LEVI'S STADIUM



On a cloudy afternoon in Santa Clara, the 49ers fell to the New York Jets in overtime, 23–16. The 49ers offense rushed for a season–high 248 yds. on 27 atts. (9.2 avg.), with the 9.2 yds./carry avg. ranking as the 2nd–highest single–game avg. by the team in franchise history [24 atts. for 263 yds. (11.0 avg.) vs. Dallas Texans (10/26/52)]. RB Carlos Hyde registered a career–high 193 yds. on 17 atts. (11.4 avg.), his 2nd 100–yd. rushing game of the season and 3rd of his career. Hyde's 193 rushing yds. are the 6th–most in a single game in franchise history and his 11.4 yds./carry avg. was the 5th–highest in a single game in franchise history (min. 10 atts.). On the day, the 49ers defense recorded a season–high 6.0 sacks, the most since 11/25/13 at Was. (6.0 sacks) with DL DeForest Buckner sacking Jets QB Bryce Petty twice, marking his second career multi–sack game [2.0 sacks at Buf. (10/16/16)]. On the opening possession of the game, DB Jimmie Ward intercepted Petty and returned it 8–yds. deep in Jets territory, marking his 1st INT of the year and 2nd of his career. Capitalizing on the Ward takeaway, Hyde hauled in a 7–yd. TD pass from QB Colin Kaepernick on the 49ers first offensive play from scrimmage, his 2nd receiving TD of the season and of his career. After forcing a Jets punt, RB Shaun Draughn finished off the 4–play, 81–yd. drive that was set up by a career–long 47–yd. run by Hyde with a 4–yd. TD run, his 2nd rushing TD of the year and 5th of his career to put the 49ers up 14–0. In the 1st Qtr., the 49ers offense amassed 193 total net yds. (98 rushing; 95 passing), the 4th–most by any team in the 1st Qtr. this season. In the opening frame, Kaepernick completed 7 of 7 atts. for 95 yds. and 1 TD with a perfect passer rating of 158.3, marking the 8th time in his career he has had a perfect passer rating in any quarter. In the second quarter, the teams traded field goals as San Francisco entered halftime with the 17–3 lead. In the 3rd Qtr., the Jets closed the gap to 17–6 with a 30–yd. FG from K Nick Folk. Midway through the 4th Qtr., Jets RB Bilal Powell found the end zone from 5–yds. out and QB Bryce Petty added the two–point conversion to make the score 17–14. With :43 seconds remaining, Folk converted a 50–yd. FG to send the game to overtime. After the 49ers couldn't convert on fourth down at the Jets 37–yd. line, Powell rushed left for a 19–yd. TD to give New York a 23–17 victory.

NOTES: The 49ers offense rushed for a season–high 248 yds. on 27 atts. (9.2 avg.) ... The 248 rushing yds. are most in a game by San Francisco since 12/20/14 (355 rushing yds. vs. SD) ... The 9.2 yds./carry avg. by the **49ers offense** is the 2nd–highest single–game avg. in franchise history [24 atts. for 263 yds. (11.0 avg.) vs. Dallas Texans (10/26/52)] ... **RB Carlos Hyde** became the first 49ers player to amass 200–or–more yds. from scrimmage [200; 193 rush, 7 rec. yds.] since 9/8/13 (WR Anquan Boldin – 13 recpts. for 208 yds. vs. GB) ... **Hyde** registered a career–high 193 yds. on 17 atts. (11.4 avg.), his 2nd 100–yd. rushing game of the season and 3rd of his career ... **Hyde's** 193 rushing yds. are the 6th–most in a single game in franchise history ... **Hyde's** 11.4 yds./carry avg. is 5th–highest in a single game in franchise history (min. 10 atts.) ... In the 1st half, **Hyde** rushed for 141 yds. on 7 atts. (20.1 avg.), the most rushing yds. in a 1st half by a 49er since 11/12/06 (RB Frank Gore at Det. – 148 yds. on 18 atts. (8.2 avg.) and 1 TD) ... In the 1st Qtr., the **49ers offense** amassed 193 total net yds. (98 rushing; 95 passing), the 4th–most by any team in the 1st Qtr. this season ... In the 1st Qtr., QB **Colin Kaepernick** completed 7 of 7 atts. for 95 yds. and 1 TD with a perfect passer rating of 158.3 ... It marked the 8th time in his career **Kaepernick** has had a perfect passer rating in any quarter and the first time since 11/6/16 vs. NO (2nd Qtr. – 8 of 9 atts. for 179 yds. and 2 TDs with a passer rating of 158.3) ... It also marked the first time **Kaepernick** has had a perfect passer rating in a 1st Qtr. since 12/28/14 vs. Arz. (3 of 3 atts. for 86 yds. and 1 TD with a passer rating of 158.3) ... In the 1st Qtr., **Kaepernick** completed 7 of 7 atts., the first time he has completed all of his pass atts. in a single quarter (min. 7 atts.) since 9/21/14 at Arizona (1st Qtr. – 7 of 7 atts. for 61 yds. and 1 TD with a passer rating of 142.6) ... The **49ers offense** scored a TD on each of their two trips inside the red zone ... Capitalizing on the DB **Jimmie Ward** takeaway, **Hyde** hauled in a 7–yd. TD pass from **Kaepernick** on the 49ers first offensive play from scrimmage, his 2nd receiving TD of the season and of his career ... After a career–long 47–yd. run by **Hyde**, RB **Shaun Draughn** finished off the 4–play, 81–yd. drive with a 4–yd. TD run, his 2nd rushing TD of the year and 5th of his career ... On the opening possession of the game, **Ward** intercepted QB Bryce Petty and returned it 8–yds., marking his 1st INT of the year and 2nd of his career ... In the 2nd Qtr., **Ward** sacked Petty for a 7–yd. loss to mark his 1st sack of the season and 2nd of his career ... With 1 INT and 1.0 sack, **Ward** is the first 49er to record an INT and a sack in the same game since LB NaVorro Bowman at Arz. (12/29/13 – 1 INT and 1.0 sack) ... On the day, the **49ers defense** recorded a season–high 6.0 sacks, the most since 11/25/13 at Was. (6.0 sacks) ... DL **DeForest Buckner** sacked Petty twice on the day, marking his second career multi–sack game [2.0 sacks at Buf. (10/16/16)] ... In the 1st Qtr., LB **Gerald Hodges** took down Petty for a 10–yd. loss, his 3rd of the year and 3.5 of his career ... LB **Aaron Lynch** and DL **Ronald Blair** combined to take down Petty on third down just before halftime ... The sack marked the 1.5 sack of the season and 14.0 of the career for **Lynch** and 2nd of the year for **Blair** ... S **Jaquiski Tartt** registered his 1st sack of the season and 3rd of his career, taking down Petty for a 10–yd. loss.

	1st	2nd	3rd	4th	OT	Pts
New York Jets	0	3	3	11	6	23
San Francisco	14	3	0	0	0	17

- SF – C. Hyde, 7 pass from C. Kaepernick (P. Dawson) (1–7, 0:07)
- SF – S. Draughn, 4 run (P. Dawson) (4–81, 1:49)
- NYJ – N. Folk, 36 FG (11–44, 5:53)
- SF – P. Dawson, 47 FG (5–46, 1:43)
- NYJ – N. Folk, 30 FG (13–64, 7:25)
- NYJ – B. Powell, 5 run (B. Petty run) (15–56, 8:23)
- NYJ – N. Folk, 50 FG (8–33, 1:57)
- NYJ – B. Powell, 19 run (6–63, 4:16)

TEAM STATISTICS	NYJ	SF
First Downs	24	17
Net Yards Gained	404	364
Rushes/Yards	40/188	27/248
Net Yards Passing	216	116
Att/Comp/INT	35/23/1	26/15/0
Sacked/Yards Lost	6/41	2/17
Punts/Average	6/39.5	6/39.8
Fumbles/Lost	0/0	0/0
Penalties/Yards	9/56	3/25
Time of Possession	41:55	24:30
3rd Down Efficiency	8/18 (44%)	2/12 (17%)

RUSHING: JETS – B. Powell 29–145–2 TDs, B. Petty 4–19, R. Anderson 2–12, M. Forte 3–8, B. Wilds 2–4 ... **49ERS** – C. Hyde 17–193, S. Draughn 7–32–1 TD, C. Kaepernick 3–23.

RECEIVING: JETS – R. Anderson 6–99, B. Powell 5–34, A. Seferian–Jenkins 3–35, B. Marshall 3–33, Q. Enunwa 3–29, B. Bostick 2–17, C. Peake 1–10 ... **49ERS** – J. Kerley 5–50, Q. Patton 4–31, B. Bell 1–30, C. Harper 1–8, C. Hyde 1–7–1 TD, R. Streater 1–7, G. Celek 1–5, S. Draughn 1–(–5).

PASSING: JETS – B. Petty 35–23–257–1–0 TDs ... **49ERS** – C. Kaepernick 26–15–133–0–1 TD.

INTs: JETS – None ... **49ERS** – J. Ward 1–8.

SACKS: JETS – M. Williams 1–9, Jo. Jenkins 0.5–4, L. Williams 0.5–4 ... **49ERS** – D. Buckner 2–9, G. Hodges 1–10, J. Tartt 1–10, J. Ward 1–7, R. Blair 0.5–2.5, A. Lynch 0.5–2.5.

49ERS TURNOVER RATIO: +1 (NYJ: 0 fumbles, 1 INT/SF: 0 fumbles, 0 INTs).

Weather: Mostly Cloudy
Temperature: 54 degrees
Wind: Northwest 8 mph
Playing Surface: Grass
Time: 3:21
Attendance: 70,178





SUNDAY, DECEMBER 18
 SAN FRANCISCO 13, ATLANTA 41
 GEORGIA DOME



Traveling to the East Coast for the fourth time this season, the 49ers visited the Atlanta Falcons and fell 41–13 in the Georgia Dome. QB Colin Kaepernick threw multiple TD passes for the fourth time this season and RB Carlos Hyde recorded 76 total yds., his fifth straight game with 75–or–more total yds. from scrimmage. The Falcons jumped out to a 21–0 lead after RB Devonta Freeman rushed for a TD and QB Matt Ryan threw two TD passes. Early in the 2nd Qtr., Kaepernick connected with TE Garrett Celek on a 16–yd. TD, marking Celek’s 2nd TD recept. of the season to make the score 21–7. After Freeman’s 2nd TD of the game, Kaepernick found WR Rod Streater on a 5–yd. TD pass with :13 remaining in the half, marking Streater’s 1st TD recept. of the season to make the score 28–13 at the half. In the second half, the Falcons extended their lead behind two FGs from K Matt Bryant and Freeman’s 3rd TD to bring the final score to 41–13.

NOTES: QB **Colin Kaepernick** connected with TE **Garrett Celek** on a 16–yd. TD, marking Celek’s 2nd TD recept. of the season ... Late in the 2nd Qtr., **Kaepernick** connected with WR **Rod Streater** on a 5–yd. TD pass, marking Streater’s 1st TD recept. of the season and first since 9/7/14 at NYJ, as a member of the Oakland Raiders ... LB **Michael Wilhoite** stripped Falcons RB Devonta Freeman and recovered the fumble for his 2nd FF and 1st FR of his career ... LB **Ahmad Brooks** forced a Falcons RB Tevin Coleman fumble, the 1st FF of the season for Brooks and 12th of his career ... On the Falcons first drive of the game, LB **Eli Harold** brought down Falcons QB Matt Ryan and now has 2.0 sacks on the season ... CB **JaCorey Shepherd** registered a career–long 41–yd. kickoff return, marking the longest kickoff return by the 49ers since 12/20/14 vs. SD (CB Perrish Cox – 57–yd. return).

	1st	2nd	3rd	4th	Pts
San Francisco	0	13	0	0	13
Atlanta	21	7	10	3	41

- ATL** – D. Freeman, 5 run (M. Bryant) (6–47, 2:57)
- ATL** – T. Gabriel, 9 pass from M. Ryan (M. Bryant) (5–50, 1:58)
- ATL** – A. Hooper, 9 pass from M. Ryan (M. Bryant) (11–55, 5:51)
- SF** – G. Celek, 16 pass from C. Kaepernick (P. Dawson) (6–75, 2:55)
- ATL** – D. Freeman, 9 run (M. Bryant) (6–94, 3:32)
- SF** – R. Streater, 5 pass from C. Kaepernick (kick failed) (13–75, 4:15)
- ATL** – M. Bryant, 50 FG (6–25, 2:50)
- ATL** – D. Freeman, 34 run (M. Bryant) (4–77, 2:16)
- ATL** – M. Bryant, 41 FG (8–68, 5:06)

TEAM STATISTICS	SF	ATL
First Downs	15	29
Net Yards Gained	272	550
Rushes/Yards	20/107	41/248
Net Yards Passing	165	302
Att/Comp/INT	33/20/0	24/18/0
Sacked/Yards Lost	2/18	1/0
Punts/Average	7/45.4	2/33.5
Fumbles/Lost	1/1	2/1
Penalties/Yards	4/20	4/27
Time of Possession	23:59	36:01
3rd Down Efficiency	6/13 (46%)	5/9 (56%)

RUSHING: 49ERS – C. Hyde 13–71, C. Kaepernick 3–21, S. Draughn 4–15 ... **FALCONS** – D. Freeman 20–139–3 TDs, T. Coleman 14–58, T. Ward 6–52, M. Ryan 1–(–1).

RECEIVING: 49ERS – J. Kerley 5–28, C. Harper 3–26, A. Burbridge 2–29, G. Celek 2–22–1 TD, J. Hamm 2–13, R. Streater 2–11–1 TD, Q. Patton 2–3, B. Bell 1–45, C. Hyde 1–6 ... **FALCONS** – A. Robinson 4–111, T. Gabriel 3–60–1 TD, M. Sanu 3–44, D. Freeman 2–16, T. Coleman 2–8, L. Toilolo 1–30, J. Hardy 1–16, A. Hooper 1–9–1 TD, J. Perkins 1–8.

PASSING: 49ERS – C. Kaepernick 33–20–183–0–2 TDs ... **FALCONS** – M. Ryan 23–17–286–0–2 TDs, M. Schaub 1–1–16–0–0 TDs.

INTs: 49ERS – None ... **FALCONS** – None.

SACKS: 49ERS – E. Harold 1–0 ... **FALCONS** – R. Hageman 1–13, V. Beasley 1–5.

49ERS TURNOVER RATIO: 0 (SF: 1 fumble, 0 INTs/ATL: 1 fumble, 0 INTs).

Weather: Dome
Playing Surface: Field Turf
Time: 2:54
Attendance: 70,164





SATURDAY, DECEMBER 24
SAN FRANCISCO 22, LOS ANGELES RAMS 21
LOS ANGELES COLISEUM



The 49ers swept the season series against Los Angeles in 2016, defeating the Rams, 22–21, on Christmas Eve. It was the first time the 49ers have played the Rams at the Los Angeles Memorial Coliseum since 10/11/76, when the 49ers won, 16–0. QB Colin Kaepernick completed 28 of 38 atts. for 257 yds., 2 TDs and a passer rating of 98.2 on the day while adding 15 yds. and 1 TD rushing. The 49ers defense held the Rams to 177 total yds. of offense (99 rush, 78 pass), marking the 2nd time this season they have held Los Angeles under 200 total yds. of offense [185 total yds. (65 rush, 120 pass) vs. LA (9/12/16)] and were the fewest given up by the 49ers defense in a single game since 11/19/12 vs. Chi. (143; 85 rush, 58 pass). With 78 passing yds. allowed, the 49ers defense held an opponent under 100 yds. passing for the first time since 2014 [77 pass yds. vs. Was. (11/23/14)]. In the 1st Qtr., CB Tramaine Brock intercepted Rams QB Jared Goff and returned it 39–yds., marking Brock’s 1st INT of the season and 11th of his career. The INT led to a 19–yd. TD recept. by RB Carlos Hyde, his 3rd TD recept. of the season, to put the 49ers up 7–0. Hyde’s 3 TD receipts. on the season are the most by a 49ers RB since 2009 (RB Frank Gore – 3 TD receipts.). On the ensuing possession, the Rams tied the game at 7–7 with a 1–yd. TD run by RB Todd Gurley. Following a Kaepernick INT, Los Angeles took a 14–7 lead as WR Tavon Austin rushed 30–yds. around the left end for a TD. After no scoring in the 2nd and 3rd Qtrs., the Rams took the 21–7 lead early in the 4th Qtr. as Goff connected with TE Tyler Higbee on a 2–yd. TD pass. On the subsequent possession, San Francisco would answer with a TD of their own as Kaepernick scrambled up the middle for a 13–yd. TD run to cut the lead to 21–14. With just over three minutes remaining, DL Ronald Blair sacked Goff for his 3rd sack of the year and forced a three–and–out to give the ball back to the 49ers offense trailing by 7. Leading his 2nd TD drive of the 4th Qtr., Kaepernick connected with WR Rod Streater for a 10–yd. TD to make the score 21–20. With head coach Chip Kelly going for the win on the road, Kaepernick rolled to the right and dove into the end zone for the 2–pt. conversion to put the 49ers up 22–21 with 31 seconds remaining. Looking to get his team into position for a potential game winning FG, Goff threw a pass deep down the right sideline that was intercepted by 49ers CB Rashard Robinson, marking his first career INT and sealing the 22–21 comeback victory for San Francisco. The win marked the first time the 49ers won after trailing by 14 points in the 4th Qtr. since 10/10/2004 vs. Arz. (down 28–12 in the 4th Qtr., W, 31–28 in OT) and the first time the 49ers won after trailing by 14 points at any point of the game since 10/13/14 at StL (down 14–0 in the 1st Qtr., W, 31–17).

NOTES: The 49ers improved to 68–64–3 all–time against the Rams, including a 34–32–1 record on the road ... The Niners swept the season series vs. the Rams for the first time since 2013, having defeated Los Angeles, 28–0, in Week 1 on *Monday Night Football* ... **San Francisco** defeated the Rams at the Los Angeles Memorial Coliseum for the first time since 10/11/76, when the 49ers won, 16–0 ... **Chip Kelly** improved to 3–0 against the Rams ... The win marked the first time the 49ers won after trailing by 14 points in the 4th Qtr. since 10/10/2004 vs. Arz. (down 28–12 in the 4th Qtr., W, 31–28 in OT) ... The win marked the first time the 49ers won after trailing by 14 points at any point of the game since 10/13/14 at StL (down 14–0 in the 1st Qtr., W, 31–17) ... QB **Colin Kaepernick** completed 28 of 38 atts. for 257 yds., 2 TDs and a passer rating of 98.2 on the day while adding 15 yds. and 1 TD rushing ... It marked **Kaepernick’s** 5th game this season with 2–or–more TD passes ... In the 4th Qtr., **Kaepernick** registered a 13–yd. TD run for his 2nd rushing TD of the season and 13th of his career ... Trailing by a TD late in the 4th qtr., **Kaepernick** led the 49ers offense on a 10–play, 73–yd. drive that ended with a 10–yd. TD pass to WR **Rod Streater** with 31 seconds remaining ... Following the TD, **Kaepernick** rushed for the 2–pt. conversion to put San Francisco up 22–21 ... It marked the 49ers first successful 2–pt. conversion since Week 3 at Seattle (RB Carlos Hyde run) ... The TD and 2–pt. conversion with 31 seconds remaining marked the first time the **49ers offense** won a game by scoring in the final two minutes of regulation since 12/29/13 at Arz. (K Phil Dawson 40–yd. FG with 0:00 remaining) ... In the 1st Qtr., **Kaepernick** connected with RB **Carlos Hyde** on a 19–yd. TD pass ... It marked **Hyde’s** 3rd TD recept. of the season ... **Hyde’s** 3 TD receipts. on the season are the most by a 49ers RB since 2009 (RB Frank Gore – 3 TD receipts.) ... With 5 receipts. for 62 yds., WR **Jeremy Kerley** now has 58 receipts. on the season, breaking his previous career high set in 2012 with the New York Jets (56 receipts.) ... **Streater** registered season highs of 6 receipts. for 63 yds. and 1 TD, his 2nd TD of the season and 10th of his career ... **Streater** has now registered a TD recept. in consecutive games for the first time in his career ... The **49ers defense** held the Rams to 177 total yds. of offense (99 rush, 78 pass), marking the 2nd time this season they have held Los Angeles under 200 total yds. of offense [185 total yds. (65 rush, 120 pass) vs. LA (9/12/16)] ... The 177 net yds. allowed were the fewest given up by the **49ers defense** in a single game since 11/19/12 vs. Chi. (143; 85 rushing, 58 passing) ... With 78 passing yds. allowed, the **49ers defense** held an opponent under 100 yds. passing for the first time since 2014 [77 pass yds. vs. Was. (11/23/14)] ... In two games against Los Angeles this season, the **49ers defense** totaled 4 INTs and 6.0 sacks ... CB **Tramaine Brock** intercepted Rams QB Jared Goff and returned it 39–yds., marking Brock’s 1st INT of the season and 11th of his career ... In the 4th Qtr., CB **Rashard Robinson** intercepted Goff with 21 seconds remaining, marking the 1st INT of his career ... CB **Keith Reaser** forced a Rams WR Kenny Britt fumble marking his 2nd FF of the season [1 FF at Arz. (11/13/16)] ... DL **DeForest Buckner** registered 1.0 sack on the day, his 6th sack of the year ... With that sack, **Buckner** tied LB Aaron Lynch (6.0 in 2014) for the 5th–most sacks by a rookie in 49ers franchise history ... LB **Ahmad Brooks** registered 1.0 sack on the day and now has 6.0 sacks on the season ... LB **Eli Harold** brought down Goff for 1.0 sack on the day ... **Harold** has now registered 1.0 sack in consecutive games for the first time in his career and has 3.0 on the season ... DL **Ronald Blair** took down QB Jared Goff in the 4th Qtr. for his 3rd sack of the season.

	1st	2nd	3rd	4th	Pts
San Francisco	7	0	0	15	22
Los Angeles Rams	14	0	0	7	21

- SF** – C. Hyde, 19 pass from C. Kaepernick (P. Dawson) (2–17, 0:37)
- LAR** – T. Gurley, 1 run (G. Zuerlein) (9–52, 4:54)
- LAR** – T. Austin, 30 run (G. Zuerlein) (1–30, 0:08)
- LAR** – T. Higbee, 2 pass from J. Goff (G. Zuerlein) (4–25, 2:13)
- SF** – C. Kaepernick, 13 run (P. Dawson) (13–75, 5:26)
- SF** – R. Streater, 10 pass from C. Kaepernick (C. Kaepernick run) (10–73, 2:39)

TEAM STATISTICS	SF	LAR
First Downs	21	13
Net Yards Gained	323	177
Rushes/Yards	29/70	29/99
Net Yards Passing	253	78
Att/Comp/INT	38/28/1	24/11/2
Sacked/Yards Lost	4/13	4/12
Punts/Average	9/41.3	8/46.0
Fumbles/Lost	2/1	2/0
Penalties/Yards	11/100	5/45
Time of Possession	31:03	28:57
3rd Down Efficiency	6/16 (38%)	4/13 (31%)

RUSHING: 49ERS – C. Hyde 13–38, S. Draughn 10–17, C. Kaepernick 6–15–1 TD ... **RAMS** – T. Gurley 23–67–1 TD, T. Austin 3–26–1 TD, J. Goff 2–4, M. Brown 1–2.

RECEIVING: 49ERS – R. Streater 6–63–1 TD, S. Draughn 6–48, J. Kerley 5–62, G. Celek 4–39, C. Hyde 3–24–1 TD, A. Burbridge 2–15, D. Harris 1–14, C. Harper 1–1 ... **RAMS** – L. Kendrick 3–36, T. Gurley 3–20, T. Austin 2–14, T. Higbee 2–5–1 TD, K. Britt 1–15.

PASSING: 49ERS – C. Kaepernick 37–28–266–1–2 TDs ... **RAMS** – J. Goff 24–11–90–2–1 TD.

INTs: 49ERS – T. Brock 1–39, R. Robinson 1–0 ... **RAMS** – C. Davis 1–29.

SACKS: 49ERS – D. Buckner 1–8, A. Brooks 1–2, R. Blair 1–1, E. Harold 1–1 ... **RAMS** – D. Easley 1–5, D. Sims 1–5, A. Donald 1–3, B. Countess 1–0.

49ERS TURNOVER RATIO: 0 (SF: 1 fumble, 1 INT/LAR: 0 fumbles, 2 INTs).

Weather: Partly Cloudy
Temperature: 59 degrees
Wind: West Northwest 6 mph
Playing Surface: Grass
Time: 3:12
Attendance: 83,656





SUNDAY, JANUARY 1
SEATTLE 25, SAN FRANCISCO 23
LEVI'S STADIUM



Welcoming in the New Year at Levi's Stadium, the 49ers fell to the Seattle Seahawks in the season finale, 25–23. The 49ers offense scored a TD on each of their three trips to the red zone (2 rushing TDs, 1 passing TD) against Seattle. On the season, the 49ers offense scored TDs on 30 of 44 (68.2%) trips inside the red zone, the highest percentage by the team since 1994 (72.5% – 50 of 69 trips), according to the Elias Sports Bureau. Taking advantage of a turnover early in the 1st qtr., the Seahawks jumped out to a 3–0 lead on a K Steven Hauschka 31–yd. FG. On the ensuing possession, RB Shaun Draughn finished off a 75–yd. drive with a 1–yd. TD run to put San Francisco in the lead. In the 2nd qtr., Draughn found the end zone with his second, 1–yd. TD run of the day to extend the 49ers advantage to 14–3. Draughn's TD run finished off a 14–play, 79–yd. drive that took 8:10 off the clock, the longest time of possession resulting in a TD since 9/21/14 at Arz. (RB Carlos Hyde 6–yd. TD run: 14 plays for 80 yds. 8:35). Draughn finished with 109 total yds. from scrimmage (41 rush, 68 rec.), the highest single–game total of his career. After Hauschka's 2nd FG made the score 14–6, QB Russell Wilson connected with TE Luke Willson to make it a one–point game. With three minutes left in the half, RB Thomas Rawls gave Seattle the lead with a 1–yd. TD run, but 49ers DT Chris Jones blocked the PAT attempt of Hauschka, marking the 49ers second blocked PAT attempt of the season [LB Ahmad Brooks blocked a PAT attempt by K Graham Gano at Carolina (9/18/16)]. In the 3rd qtr., Hauschka extended the Seahawks lead to 22–14 with a 33–yd. FG. With just over five minutes remaining in the quarter, Seattle LS Nate Frese snapped the ball out of own end zone on a punt attempt for a safety, the first safety scored by the 49ers since 10/13/13 (LB Corey Lemonier sacked QB Carson Palmer in the end zone vs. Arz.). In the 4th qtr., the 49ers answered Hauschka's fourth FG of the day with a 9–yd. TD pass from QB Colin Kaepernick to TE Garrett Celek, his 3rd TD receipt. of the season. However, that would be as close as San Francisco would get, as the Seahawks were able to run out the final five minutes and secure the 25–23 victory.

NOTES: The **49ers offense** scored a TD on each of their three trips to the red zone (2 rushing TDs, 1 passing TD) against Seattle ... Over the final four games of the season, the **San Francisco offense** scored a TD on all 10 trips inside the red zone (10 TDs; 6 passing, 4 rushing) ... The **49ers offense** scored TDs on 30 of 44 (68.2%) trips inside the red zone this season, the highest percentage by the team since 1994 (72.5% – 50 of 69 trips), according to the Elias Sports Bureau ... In the 1st qtr., QB **Colin Kaepernick** completed 8 of 8 atts., the second time this season he has completed all of his pass atts. in a single quarter (min. 7 atts. (vs. NYJ (12/11/16) – 7 of 7 atts. for 95 yds. and 1 TD with a perfect passer rating of 158.3) ... **Kaepernick** began the game with 10 consecutive completions for the first time in his career ... On the day, **Kaepernick** completed 17 of 22 atts. for 215 yds. and 1 TD and a passer rating of 122.3, his highest passer rating since 10/18/15 (128.2 passer rating vs. Bal.) ... Making his first start of the season, RB **Shaun Draughn** registered his first career two TD game, finding the end zone with two, 1–yd. TD runs ... **Draughn** has now registered a career–high 4 rushing TDs this season ... On the day, **Draughn** registered 4 receipts. for a career–high 68 yds., including a career–long 29–yd. receipt. ... **Draughn** finished with 109 total yds. from scrimmage (41 rush, 68 rec.), the highest single game total of his career ... **Draughn** is the first player to lead the team in both rushing and receiving yds. in the same game since RB DuJuan Harris vs. StL (1/3/16; 67 rush yds. and 86 rec. yds.) ... **Draughn's** 2nd qtr. TD run finished off a 14–play, 79–yd. drive that took 8:10 off the clock, the longest time of possession resulting in a TD since 9/21/14 at Arz. (RB Carlos Hyde 6–yd. TD run: 14 plays for 80 yds. 8:35) ... In the 4th qtr., TE **Garrett Celek** hauled in a 9–yd. TD pass from **Kaepernick**, marking his 3rd TD receipt. of the season ... WR **Jeremy Kerley** registered a team–high 6 receipts. for 61 yds., marking the first time in his career he has recorded 5–or–more receipts. in four consecutive games [5 receipts. vs. NYJ (21/11); 5 receipts. at Atl. (12/18) and 5 receipts. at LA (12/24)] ... DT **Chris Jones** blocked a PAT attempt of K Steven Hauschka in the 2nd qtr., marking the 49ers second blocked PAT attempt of the season [LB Ahmad Brooks blocked a PAT attempt by K Graham Gano at Carolina (9/18/16)] ... In the 3rd qtr., the Seahawks snapped the ball out of their own end zone on a punt attempt for a safety, the first safety scored by the 49ers since 10/13/13 (LB Corey Lemonier sacked QB Carson Palmer in the end zone vs. Arz.) ... P **Bradley Pinion** averaged 48.2 yds. per punt on 6 atts. against Seattle with 3 punts inside the 20–yd. line and a career–high net avg. of 47.2.

	1st	2nd	3rd	4th	Pts
Seattle Seahawks	3	16	3	3	25
San Francisco	7	7	2	7	23

- SEA – S. Hauschka, 31 FG (4–8, 1:16)
- SF – S. Draughn, 1 run (P. Dawson) (7–75, 3:28)
- SF – S. Draughn, 1 run (P. Dawson) (14–79, 8:10)
- SEA – S. Hauschka, 32 FG (9–46, 4:24)
- SEA – L. Willson, 11 pass from R. Wilson (S. Hauschka) (2–15, 0:49)
- SEA – T. Rawls, 1 run (kick blocked) (5–91, 1:50)
- SEA – S. Hauschka, 33 FG (6–44, 1:47)
- SEA – N. Frese fumble out of bounds in end zone for a Safety
- SEA – S. Hauschka, 28 FG (9–62, 3:58)
- SF – G. Celek, 9 pass from C. Kaepernick (P. Dawson) (4–35, 2:22)

TEAM STATISTICS	SEA	SF
First Downs	18	14
Net Yards Gained	376	253
Rushes/Yards	25/87	31/62
Net Yards Passing	289	191
Att/Comp/INT	38/23/0	22/17/0
Sacked/Yards Lost	2/11	5/24
Punts/Average	4/46.0	6/48.2
Fumbles/Lost	3/0	3/2
Penalties/Yards	4/34	4/25
Time of Possession	29:34	30:26
3rd Down Efficiency	3/12 (25%)	2/11 (18%)

RUSHING: SEAHAWKS – A. Collins 7–55, T. Rawls 8–14–1 TD, T. Boykin 4–7, P. Richardson 1–5, R. Wilson 2–4, J. McKissic 1–2, J. Ryan 1–0, M. Reece 1–0 ... **49ERS** – S. Draughn 21–41–2 TDs, C. Kaepernick 5–16, R. Mostert 1–6, D. Harris 4–(–1).

RECEIVING: SEAHAWKS – J. Graham 4–64, P. Richardson 4–40, L. Willson 3–26–1 TD, J. Kearse 2–44, D. Baldwin 2–44, M. Reece 2–26, J. McKissic 2–16, T. McEvoy 2–16, B. Williams 1–20, A. Collins 1–4 ... **49ERS** – J. Kerley 6–61, S. Draughn 4–68, C. Harper 3–25, A. Burbridge 1–24, D. Smelter 1–23, G. Celek 1–9–1 TD, R. Streater 1–5.

PASSING: SEAHAWKS – R. Wilson 32–19–258–0–1 TD, T. Boykin 6–4–42–0–0 TDs ... **49ERS** – C. Kaepernick 22–17–215–0–1 TD.

INTs: SEAHAWKS – None ... **49ERS** – None.

SACKS: SEAHAWKS – B. Wagner 2–7, M. Bennett 1–10, F. Clark 1–7, K. Wright 1–0 ... **49ERS** – Team Sacks 2–11.

49ERS TURNOVER RATIO: –2 (SEA: 0 fumbles, 0 INTs/SF: 2 fumbles, 0 INTs).

Weather: Clear
Temperature: 54 degrees
Wind: West Southwest 5 mph
Playing Surface: Grass
Time: 3:03
Attendance: 70,178



ALL-TIME REGULAR SEASON SERVICE

MOST SEASONS PLAYED

Player	Seasons
1. John Brodie (1957–1973)	17
2. Jerry Rice (1985–2000)	16
Jimmy Johnson (1961–1976)	16
4. Charlie Krueger (1959–1973)	15
Len Rohde (1960–1974)	15

MOST CONSECUTIVE GAMES PLAYED

Player	Games
1. Brian Jennings (2000–2012)	208
Len Rohde (1960–1974)	208
3. Jerry Rice (1985–2000)	189
4. Leo Nomellini (1950–1963)	174

MOST REGULAR SEASON GAMES PLAYED

Player	Pos	Years	Seasons	Games
1. Jerry Rice	WR	1985–2000	16	238
2. Jimmy Johnson	DB/HB	1961–1976	16	213
3. Brian Jennings	TE/LS	2000–2012	13	208
Bryant Young	DT	1994–2007	14	208
Len Rohde	T	1960–1974	15	208
6. John Brodie	QB	1957–1973	17	201
7. Charlie Krueger	DT	1959–1973	15	198
8. Keith Fahnhorst	T	1974–1987	14	193
9. Randy Cross	G/C	1976–1988	13	185
10. Jesse Sapolu	G/C	1983–1997	15	182

MOST REGULAR SEASON GAMES PLAYED BY POSITION

Quarterbacks				
Player	Pos	Years	Seasons	Games
1. John Brodie	QB	1957–1973	17	201
2. Joe Montana	QB	1979–1992	14	167
3. Steve Young	QB	1987–1999	13	150
4. Y.A. Tittle	QB	1951–1960	10	112
5. Steve Spurrier	QB	1967–1975	9	92
6. Alex Smith	QB	2005–2012	8	80
7. Jeff Garcia	QB	1999–2003	5	74
8. Colin Kaepernick	QB	2011–2016	6	69
9. Elvis Grbac	QB	1993–1996	4	43
10. Steve DeBerg	QB	1978–1980	3	39
Billy Kilmer	QB	1961–1966	6	39

Offensive Linemen				
Player	Pos	Years	Seasons	Games
1. Len Rohde	T	1960–1974	15	208
2. Keith Fahnhorst	T	1974–1987	14	193
3. Randy Cross	G/C	1976–1988	13	185
4. Jesse Sapolu	G/C	1983–1997	15	182
5. Steve Wallace	T	1986–1996	11	166
6. Bruce Bosley	C/G	1956–1968	13	163
7. John Ayers	G	1977–1986	10	148
8. Guy McIntyre	G	1984–1993	10	145
9. Joe Staley	T	2007–* (10)	10	143
Fred Quillan	C	1978–1987	10	143

WRs/TEs				
Player	Pos	Years	Seasons	Games
1. Jerry Rice	WR	1985–2000	16	238
2. Brian Jennings	TE/LS	2000–2012	13	208
3. Brent Jones	TE	1987–1997	11	143
4. Vernon Davis	TE	2006–2015	9	139
5. Mike Wilson	WR	1981–1990	10	136
6. Dwight Clark	WR	1979–1987	9	134
7. Gene Washington	WR	1969–1977	9	124
8. Terrell Owens	WR	1996–2003	8	121
John Taylor	WR	1987–1995	9	121
10. Freddie Solomon	WR	1978–1985	8	114

Running Backs				
Player	Pos	Years	Seasons	Games
1. Frank Gore	RB	2005–2014	10	148
2. Joe Perry	FB	1950–1963	12	131
3. Ken Willard	FB	1965–1973	9	125
4. Roger Craig	RB	1983–1990	8	121
5. Tom Rathman	FB	1986–1993	8	115
6. Fred Beasley	FB	1998–2005	8	114
7. Terry Jackson	RB	1999–2005	7	100
8. Hugh McElhenny	HB	1952–1960	9	97
J.D. Smith	HB	1956–1964	9	97
10. Dexter Carter	RB	1990–1996	7	90

Defensive Linemen				
Player	Pos	Years	Seasons	Games
1. Bryant Young	DT	1994–2007	14	208
2. Charlie Krueger	DT	1959–1973	15	198
3. Leo Nomellini	DT	1950–1963	14	174
4. Roland Lakes	DT	1961–1970	10	140
5. Cedrick Hardman	DE	1970–1979	10	139
6. Tommy Hart	DE	1968–1977	10	131
7. Isaac Sopoaga	DT	2005–2012	8	125
8. Michael Carter	NT	1984–1992	9	121
9. Dwaine Board	DE	1979–1988	10	117
10. Dennis Brown	DE	1990–1996	7	110

Linebackers				
Player	Pos	Years	Seasons	Games
1. Matt Hazeltine	LB	1955–1968	14	176
2. Keena Turner	LB	1980–1990	11	153
Dave Wilcox	LB	1964–1974	11	153
4. Frank Nunley	LB	1967–1976	10	137
5. Willie Harper	LB	1973–1983	11	134
Mike Walter	LB	1984–1993	10	134
7. Ahmad Brooks	LB	2009–* (8)	8	120
Jeff Ulbrich	LB	2000–2009	10	120
9. Skip Vanderbundt	LB	1969–1977	9	119
10. Patrick Willis	LB	2007–2014	8	112
Ken Norton	LB	1994–2000	7	112

Secondary				
Player	Pos	Years	Seasons	Games
1. Jimmy Johnson	DB/HB	1961–1976	16	213
2. Mel Phillips	DB	1966–1977	12	147
3. Ronnie Lott	S	1981–1990	10	129
4. Merton Hanks	S	1991–1998	8	125
5. Don Griffin	CB	1986–1993	8	114
6. Tim McDonald	S	1993–1999	7	111
7. Eric Wright	CB	1981–1990	10	110
8. Tarell Brown	CB	2007–2013	7	100
Bruce Taylor	CB	1970–1977	8	100
10. Shawntae Spencer	CB	2004–2011	8	98

Kickers				
Player	Pos	Years	Seasons	Games
1. Ray Wersching	K	1977–1987	11	155
2. Tommy Davis	K	1959–1969	11	138
3. Mike Cofer	K	1988–1993	6	96
4. Joe Nedney	K	2005–2010	6	86
5. Bruce Gossett	K	1970–1974	5	70

Punters				
Player	Pos	Years	Seasons	Games
1. Andy Lee	P	2004–2014	11	176
2. Tom Wittum	P	1973–1977	5	70
3. Max Runager	P	1984–1988	5	59
4. Tommy Thompson	P	1995–1997	3	48
5. Barry Helton	P	1988–1990	3	47

ALL-TIME REGULAR SEASON SCORING

ALL-TIME LEADING SCORERS

Player	Years	Gms	TDs	Rsh	Rec	Ret	2-pt	PAT	FG	Pts
1. Jerry Rice	1985–2000	238	187	10	176	1	4	0/0	0/0	1,130
2. Ray Wersching	1977–1987	155	0	0	0	0	0	409/425	190/261	979
3. Tommy Davis	1959–1969	138	0	0	0	0	0	348/350	130/276	738
4. Mike Cofer	1988–1993	96	0	0	0	0	0	289/296	128/191	673
5. Gordy Soltau	1950–1958	107	25	0	25	0	0	284/303	70/139	644
6. Joe Nedney	2005–2010	86	0	0	0	0	0	154/154	129/149	541
7. Terrell Owens	1996–2003	121	83	2	81	0	2	0/0	0/0	502
8. Bruce Gossett	1970–1974	70	0	0	0	0	0	163/168	99/153	460
9. Frank Gore	2005–2014	148	76	64	11	1	1	0/0	0/0	458
10. Phil Dawson	2013–2016	64	0	0	0	0	0	130/132	99/115	427
11. Roger Craig	1983–1990	121	66	50	16	0	0	0/0	0/0	396
12. Ken Willard	1965–1973	125	61	45	16	0	0	0/0	0/0	366
13. Gene Washington	1969–1977	124	59	0	59	0	0	0/0	0/0	354
14. Joe Perry	1950–1963	131	57	50	7	0	0	6/7	1/6	351
15. Vernon Davis	2006–2015	139	55	0	53	0	1	0/0	0/0	332
16. Hugh McElhenny	1952–1960	97	51	35	15	1	0	0/0	0/0	306
17. David Akers	2011–2012	32	0	0	0	0	0	78/78	73/94	297
18. Billy Wilson	1951–1960	100	49	0	49	0	0	0/0	0/0	294
19. Dwight Clark	1979–1987	134	48	0	48	0	0	0/0	0/0	288
Freddie Solomon	1978–1985	114	48	3	43	2	0	0/0	0/0	288

MOST POINTS IN SINGLE SEASON

Player	Year	TDs	XPM	XPA	FGM	FGA	2pt	Pts
1. David Akers	2011	0	34	34	44	52	0	166
2. Phil Dawson	2013	0	44	44	32	36	0	140
3. Jerry Rice	1987	23	0	0	0	0	0	138
4. Mike Cofer	1989	0	49	51	29	36	0	136
5. David Akers	2012	0	44	44	29	42	0	131
Ray Wersching	1984	0	56	56	25	35	0	131
7. Jeff Wilkins	1996	0	40	40	30	34	0	130
8. Ray Wersching	1983	0	51	51	25	30	0	126
9. Gary Anderson	1997	0	38	38	29	36	0	125
10. Mike Cofer	1988	0	40	41	27	38	0	121
Joe Nedney	2008	0	34	34	29	33	0	121

Led NFL

Led Conference

+ NFL Record

LONGEST FIELDS GOALS

Player	Game	Lg
1. David Akers	at GB (9/9/12)	63
2. Phil Dawson	at Arz. (12/29/13)	56
Joe Nedney	at StL (12/24/05)	56
Mike Cofer	at Atl. (10/14/90)	56
5. Phil Dawson	vs. KC (10/5/14)	55
Phil Dawson	at NO (11/17/13)	55
David Akers	at Det. (10/16/11)	55
David Akers	vs. Dal. (9/18/11)	55
8. Phil Dawson	at StL (11/1/15)	54
Phil Dawson	at StL (10/13/14)	54
David Akers	at Sea. (12/23/12)	54
Steve Mike–Mayer	at LA Rams (11/9/75)	54
Bruce Gossett	vs. NO (10/21/73)	54
11. Phil Dawson	at Arz. (11/13/16)	53
Phil Dawson	vs. Arz. (11/29/15)	53
Phil Dawson	vs. Bal. (10/18/15)	53
Phil Dawson	vs. Car. (11/10/13)	53
Phil Dawson	vs. Arz. (12/28/14)	53
David Akers	at Sea. (12/24/11)	53
David Akers	at Cin. (9/25/11)	53
Joe Nedney	vs. Phi. (10/12/08)	53
Ray Wersching	at Det. (9/2/84)	53
Tommy Davis	at LA Rams (10/17/65)	53
Tommy Davis	vs. Chi. (10/4/64)	53

ALL-TIME SCORING

Touchdowns by Rushing	1,001
Touchdowns by Receptions	1,403
Touchdowns by Interception Return	83
Touchdowns by Kickoff Return	21
Touchdowns by Punt Return	30
Fields Goals Made	1,209
Safeties	35

50+ YARD FIELD GOALS, Career

Player	No.
1. Phil Dawson	14
2. Joe Nedney	10
3. David Akers	9
4. Mike Cofer	5
5. Tommy Davis	4
Ray Wersching	4
7. Bruce Gossett	2
Todd Peterson	2

FIELD GOAL PCT., Career

Player	Pct.
1. Joe Nedney, 129–149	86.6
2. Phil Dawson, 99–115	86.1
3. Ray Wersching, 190–261	72.8
4. Mike Cofer, 128–191	67.0

SAFETIES, Career

Player	Safeties
1. Bryant Young	3
Charlie Krueger	3
3. Leo Nomellini	2
4. 18 Players	1

Last: Team 1/1/17 vs. Sea.

MOST TOUCHDOWNS, Career

Player	TD
1. Jerry Rice (WR)	187
2. Terrell Owens (WR)	83
3. Frank Gore (RB)	76
4. Roger Craig (RB)	66
5. Ken Willard (FB)	61
6. Gene Washington (WR)	59
7. Joe Perry (FB)	57
8. Vernon Davis (TE)	55
9. Hugh McElhenny (HB)	51
10. Billy Wilson (E)	49

MOST FGs MADE, Career

Player	FGM
1. Ray Wersching	190
2. Tommy Davis	130
3. Joe Nedney	129
4. Mike Cofer	128
5. Phil Dawson	99
Bruce Gossett	99
7. David Akers	73
8. Gordie Soltau	70
9. Wade Richey	54
10. Jeff Wilkins	42

MOST FGs ATTEMPTED, Career

Player	FGA
1. Tommy Davis	276
2. Ray Wersching	261
3. Mike Cofer	191
4. Bruce Gossett	153
5. Joe Nedney	149
6. Gordie Soltau	139
7. Phil Dawson	115
8. David Akers	94
9. Wade Richey	72
10. Steve Mike–Mayer	56

MOST PATs MADE, Career

Player	PAT
1. Ray Wersching	409
2. Tommy Davis	348
3. Mike Cofer	289
4. Gordie Soltau	284
5. Bruce Gossett	163
6. Joe Nedney	154
7. Phil Dawson	130
8. Wade Richey	122
9. Doug Brien	79
10. David Akers	78

MOST PATs ATTEMPTED, Career

Player	PAT
1. Ray Wersching	425
2. Tommy Davis	350
3. Gordie Soltau	303
4. Mike Cofer	296
5. Bruce Gossett	168
6. Joe Nedney	154
7. Phil Dawson	132
8. Wade Richey	127
9. Doug Brien	81
10. David Akers	78

ALL-TIME REGULAR SEASON SCORING

TOP SINGLE-GAME SCORING PERFORMANCES

MOST POINTS

Player	Game	Points
1. Jerry Rice (WR)	at Atl. (10/14/90) – 5 TDs	30
2. Gordie Soltau (E)	vs. LA Rams (10/28/51) – 3 TDs, 1 FG, 5 PATs	26
3. Jerry Rice (WR)	at TB (11/14/93) – 4 TDs	24
Billy Kilmer (QB)	at Min. (10/15/61) – 4 TDs	24
5. Jeff Wilkins (K)	vs. Atl. (9/29/96) – 6 FGs, 3 PATs	21
Gordie Soltau (E)	vs. Bal. (12/13/53) – 2 TDs, 1FG, 6 PATs	21

MOST TOUCHDOWNS

Player	Game	TDs
1. Jerry Rice (WR)	at Atl. (10/14/90)	5
2. Jerry Rice (WR)	at TB (11/14/93)	4
Billy Kilmer (QB)	at Min. (10/15/61)	4

MOST FIELD GOALS MADE

Player	Game	FGM
1. Jeff Wilkins	vs. Atl. (9/29/96)	6
Ray Wersching	at NO (10/16/83)	6
3. Joe Nedney	vs. TB (10/30/05)	5
Jeff Chandler	vs. Chi. (9/7/03)	5
Bruce Gossett	at Den. (9/23/73)	5

MOST FIELD GOALS ATTEMPTED

Player	Game	FGA
1. David Akers	vs. Arz. (11/20/11)	6
Joe Nedney	vs. TB (10/30/05)	6
Jeff Wilkins	vs. Atl. (9/29/96)	6
Ray Wersching	at NO (10/16/83)	6
Tommy Davis	at LA Rams (10/17/65)	6
Tommy Davis	at Dal. (11/20/60)	6
Gordie Soltau	at GB (11/23/58)	6

MOST PATs MADE

Player	Game	PATs Made
1. Mike Cofer	vs. Atl. (10/18/92)	8
2. Mike Cofer	at Det. (12/19/93)	7
Mike Cofer	vs. Chi. (12/23/91)	7
Bruce Gossett	at Atl. (10/29/72)	7
Tommy Davis	vs. Chi. (9/19/65)	7
Tommy Davis	at Det. (10/1/61)	7

MOST PATs ATTEMPTED

Player	Game	PATs Att.
1. Mike Cofer	vs. Atl. (10/18/92)	8
2. Mike Cofer	at Det. (12/19/93)	7
Mike Cofer	vs. Chi. (12/23/91)	7
Bruce Gossett	at Atl. (10/29/72)	7
Tommy Davis	vs. Chi. (9/19/65)	7
Tommy Davis	at Det. (10/1/61)	7

MOST CONSECUTIVE FIELD GOALS MADE

Player	FG
1. Phil Dawson (10/6/13 to 12/29/13)	27
2. Phil Dawson (9/14/15 to 12/13/15)	19
3. Joe Nedney (11/26/06 to 9/30/07)	18
4. Mike Cofer (12/4/88 to 10/1/89)	17
5. Wade Richey (12/27/98 to 11/7/99)	16
Gary Anderson (9/14/97 to 11/10/97)	16
7. David Akers (10/9/11 to 11/13/11)	15
8. Phil Dawson (10/2/16 to 12/4/16)	14

MOST TOUCHDOWNS, Season

Player	TD
1. Jerry Rice (1987), 22 rec., 1 rush	23
2. Jerry Rice (1995), 15 rec., 1 rush, 1 fum. rec.	17
Jerry Rice (1989), 17 rec.	17
4. Terrell Owens (2001), 16 rec.	16
Jerry Rice (1993), 15 rec, 1 rush	16
Jerry Rice (1986), 15 rec., 1 rush	16

MOST FGs MADE, Season

Player	FGM
1. David Akers (2011)	44
2. Phil Dawson (2013)	32
3. Jeff Wilkins (1996)	30
4. David Akers (2012)	29
Joe Nedney (2008)	29
Joe Nedney (2006)	29
Gary Anderson (1997)	29
Mike Cofer (1989)	29

MOST CONSECUTIVE GAMES WITH FG MADE

Player	Games
1. David Akers (9/11/11 to 12/30/12)	32
2. Bruce Gossett (11/29/70 to 10/1/72)	21

MOST FGs ATTEMPTED, Season

Player	FGA
1. David Akers (2011)	52
2. David Akers (2012)	42
3. Mike Cofer (1988)	38
4. Phil Dawson (2013)	36
Gary Anderson (1997)	36
Mike Cofer (1990)	36
Mike Cofer (1989)	36
Bruce Gossett (1971)	36

MOST PATs MADE, Season

Player	PAT
1. Doug Brien (1994)	60
2. Mike Cofer (1993)	59
3. Ray Wersching (1984)	56
4. Mike Cofer (1992)	53
5. Ray Wersching (1985)	52
Tommy Davis (1965)	52

MOST CONSECUTIVE PATs MADE

Player	PAT
1. Tommy Davis (9/27/59 to 12/12/65)	234

MOST PATs ATTEMPTED, Season

Player	PAT
1. Doug Brien (1994)	62
2. Mike Cofer (1993)	61
3. Ray Wersching (1984)	56
4. Mike Cofer (1992)	54
5. Ray Wersching (1985)	53
Tommy Davis (1965)	53

MOST CONSECUTIVE GAMES WITH A TOUCHDOWN

Player	Games
1. Jerry Rice (12/19/86 to 12/27/87)	13
2. Terrell Owens (11/8/98 to 12/27/98)	8
Jerry Rice (12/8/89 to 11/27/89)	8
Dave Parks (11/7/65 to 9/11/66)	8

ALL-TIME REGULAR SEASON PASSING

ALL-TIME LEADING PASSERS (BY YARDS)

Player	Years	Gms	Att	Cmp	Pct	Yards	TD	INT	Lg	QB	INT
										Rat	Pct.
1. Joe Montana	1979-1992 (14)	167	4,600	2,929	63.7	35,124	244	123	96t	93.5	2.7
2. John Brodie	1957-1973 (17)	201	4,491	2,469	55.0	31,548	214	224	83t	72.3	5.0
3. Steve Young	1987-1999 (13)	150	3,648	2,400	65.8	29,907	221	86	97t	101.4	2.4
4. Jeff Garcia	1999-2003 (5)	74	2,360	1,449	61.4	16,408	113	56	76t	88.3	2.4
5. Y.A. Tittle	1951-1960 (10)	112	2,194	1,226	55.9	16,016	108	134	78t	70.0	6.1
6. Alex Smith	2005-2012 (8)	80	2,177	1,290	59.3	14,280	81	63	75	79.1	2.9
7. Colin Kaepernick	2011-2016 (6)	69	1,692	1,011	59.8	12,271	72	30	80t	88.9	1.8
8. Steve DeBerg	1978-1980 (3)	39	1,201	670	55.8	7,220	37	60	93t	63.1	5.0
9. Steve Spurrier	1967-1975 (9)	92	840	441	52.5	5,250	33	48	81t	61.2	5.7
10. Tim Rattay	2000-2005 (6)	32	586	356	60.8	3,941	24	18	89t	81.6	3.1
11. Frankie Albert	1950-1952 (3)	36	601	316	52.6	3,847	27	43	60	57.7	7.2
12. Shaun Hill	2007-2009 (3)	18	522	322	61.7	3,490	23	11	61	87.3	2.1
13. Jim Plunkett	1976-1977 (2)	26	491	254	51.7	3,285	22	30	85t	62.5	6.1
14. Elvis Grbac	1994-1996 (3)	42	430	284	66.0	3,098	18	16	81t	85.6	3.7
15. Blaine Gabbert	2014-2016 (3)	15	449	272	60.6	2,994	16	13	75t	80.2	2.9
16. Steve Bono	1989-1993 (5)	34	359	220	61.3	2,558	14	7	78	87.7	1.9
17. Ken Dorsey	2004-2005 (2)	11	316	171	54.1	1,712	8	11	59	63.7	3.5
18. George Mira	1964-1968 (5)	47	240	112	46.7	1,711	17	14	79t	70.0	5.8
19. Norm Snead	1974-1975 (2)	12	237	138	58.2	1,705	11	11	60t	76.7	4.6
20. J.T. O'Sullivan	2008 (1)	9	220	128	58.2	1,678	8	11	63	73.6	5.0

MOST PASSING YARDS IN SINGLE SEASON

Player	Year	Att	Cmp	Pct	Yards	TD	INT	Lg	QB	INT
									Rat	Pct
1. Jeff Garcia	2000	561	355	63.3	4,278	31	10	69t	97.6	1.8
2. Steve Young	1998	517	322	62.3	4,170	36	12	81t	101.1	2.3
3. Steve Young	1993	462	314	68.0	4,023	29	16	80t	101.5	3.5
4. Steve Young	1994	461	324	70.3	3,969	35	10	69t	112.8	2.2
5. Joe Montana	1990	520	321	61.7	3,944	26	16	78t	89.0	3.1
6. Joe Montana	1983	515	332	64.5	3,910	26	12	77t	94.6	2.3
7. Joe Montana	1985	494	303	61.3	3,653	27	13	73	91.3	2.6
8. Steve DeBerg	1979	578	347	60.0	3,652	17	21	50	73.1	3.6
9. Joe Montana	1984	432	279	64.6	3,630	28	10	80t	102.9	2.3
10. Joe Montana	1981	488	311	63.7	3,565	19	12	78t	88.4	2.5

Led NFL

Led Conference

MOST CONSECUTIVE COMPLETIONS

Player	Game(s)	Cmp
1. Joe Montana	last 5 vs. Cle. (11/29/87) first 17 at GB (12/6/87)	22
2. Steve Young	at Was. (11/24/96)	19

CONSECUTIVE PASSES WITHOUT INTERCEPTION

Player	Game(s)	Att
1. Alex Smith	12 passes at Bal. (11/24/11) to 33 passes at Min. (9/23/12)	249
2. Steve Young	22 passes vs. Min. (10/3/93) to 12 passes at LA Rams (11/28/93)	184
3. Joe Montana	12 passes at Phi. (9/24/89) to 6 passes vs. GB (11/19/89)	154

CONSECUTIVE GAMES WITH TOUCHDOWN PASS

Player	Game(s)	Gms
1. C. Kaepernick	at NO (10/17/13) to vs. Was. (11/23/14)	18
Steve Young	at Det. (10/9/94) to vs. StL (11/26/95) note: DNP in 5 games in 1995	18
3. Steve Young	vs. NYJ (9/6/98) to vs. StL (12/27/98) note: EQ on 11/8/98	15
Jeff Garcia	at SD (12/3/00) to vs. Buf. (12/2/01)	15

BEST QB RATING, Career

Player	QB Rat
1. Steve Young	101.4
2. Joe Montana	93.5
3. Colin Kaepernick	88.9
4. Jeff Garcia	88.3
5. Shaun Hill	87.3
6. Tim Rattay	81.6
7. Alex Smith	79.1
8. John Brodie	72.3
9. Y.A. Tittle	70.0
10. Steve DeBerg	63.1

(min. 500 attempts)

AVG Yds PER ATTEMPT, Career

Player	Y/A
1. Steve Young	8.2
2. Joe Montana	7.6
3. Colin Kaepernick	7.3
4. Y.A. Tittle	7.3
5. John Brodie	7.0

(min. 500 attempts)

MOST ATTEMPTS, Career

Player	Att
1. Joe Montana	4,600
2. John Brodie	4,491
3. Steve Young	3,648
4. Jeff Garcia	2,360
5. Y.A. Tittle	2,194
6. Alex Smith	2,177
7. Colin Kaepernick	1,692
8. Steve DeBerg	1,201
9. Steve Spurrier	840
10. Frankie Albert	601

MOST COMPLETIONS, Career

Player	Comp
1. Joe Montana	2,929
2. John Brodie	2,469
3. Steve Young	2,400
4. Jeff Garcia	1,449
5. Alex Smith	1,290
6. Y.A. Tittle	1,226
7. Colin Kaepernick	1,011
8. Steve DeBerg	670
9. Steve Spurrier	441
10. Tim Rattay	356

MOST TD PASSES, Career

Player	TD
1. Joe Montana	244
2. Steve Young	221
3. John Brodie	214
4. Jeff Garcia	113
5. Y.A. Tittle	108
6. Alex Smith	81
7. Colin Kaepernick	72
8. Steve DeBerg	37
9. Steve Spurrier	33
10. Frankie Albert	27

MOST INTs, Career

Player	INT
1. John Brodie	224
2. Y.A. Tittle	134
3. Joe Montana	123
4. Steve Young	86
5. Alex Smith	63
6. Steve DeBerg	60
7. Jeff Garcia	56
8. Steve Spurrier	48
9. Frankie Albert	43
10. Colin Kaepernick	30
Jim Plunkett	30

BEST COMPLETION PCT., Career

Player	Comp. %
1. Steve Young	65.8
2. Joe Montana	63.7
3. Shaun Hill	61.7
4. Jeff Garcia	61.4
5. Tim Rattay	60.8
6. Colin Kaepernick	59.8
7. Alex Smith	59.3
8. Y.A. Tittle	55.9
9. Steve DeBerg	55.8
10. John Brodie	55.0

(min. 500 attempts)

ALL-TIME REGULAR SEASON PASSING

TOP SINGLE-GAME PASSING

MOST PASSING YARDS

Player	Game	Yards
1. Joe Montana	at Atl. (10/14/90)	476
2. Steve Young	at LA Rams (11/28/93)	462
3. Joe Montana	at LA Rams (12/11/89)	458
4. Steve Young	vs. Buf. (9/13/92)	449
5. Joe Montana	at Was. (11/17/86)	441

MOST ATTEMPTS

Player	Game	Att
1. Joe Montana	at Was. (11/17/86)	60
2. Joe Montana	at Atl. (10/6/85)	57
Tim Rattay	vs. Arz. (10/10/04)	57
4. Jeff Garcia	at Dal. (12/8/02)	55
5. Jeff Garcia	at Car. (11/18/01)	54
Steve DeBerg	at Atl. (12/16/79)	54
John Brodie	at Chi. (11/13/66)	54

MOST COMPLETIONS

Player	Game	Cmp
1. Tim Rattay	vs. Arz. (10/10/04)	38
2. Joe Montana	at Atl. (10/6/85)	37
3. Jeff Garcia	vs. Chi. (12/17/00)	36
Jeff Garcia	at Dal. (12/8/02)	36
5. Jeff Garcia	at Car. (11/18/01)	34
Joe Montana	at Pit. (9/13/87)	34

MOST TOUCHDOWN PASSES

Player	Game	TD
1. Joe Montana	at Atl. (10/14/90)	6
2. Joe Montana	at Phi. (9/24/89)	5
Joe Montana	at Atl. (10/6/85)	5
Steve Spurrier	at Chi. (11/19/72)	5
John Brodie	at Min. (11/28/65)	5

MOST INTERCEPTIONS

Player	Game	INT
1. John Brodie	at Det. (11/4/73)	6
2. Steve DeBerg	at Dal. (10/12/80)	5
Scott Bull	vs. Pit. (11/27/78)	5
Tom Owen	at Cle. (12/1/74)	5
John Brodie	vs. Bal. (11/29/64)	5
Y.A. Tittle	vs. Bal. (12/5/59)	5
Y.A. Tittle	at Bal. (11/30/58)	5
Frankie Albert	vs. Pit. (12/7/52)	5

HIGHEST COMPLETION PERCENTAGE (20+ atts)

Player	Game	Pct.
1. Steve Young	vs. Det. (10/20/91), 18-20	90.0
2. Steve Young	vs. NO (9/14/97), 18-21	85.7
3. John Brodie	vs. Atl. (9/29/68), 17-20	85.0
4. Joe Montana	vs. Atl. (9/25/83), 27-32	84.4

AVERAGE YARDS PER ATTEMPT (20+ atts)

Player	Game	Y/A
1. Steve Young	vs. Det. (12/19/93)	15.39
2. Steve Young	vs. LA Rams (11/28/93)	14.44
3. Steve Young	vs. Atl. (10/18/92)	14.25
4. Steve Young	vs. Atl. (9/21/97)	14.00

MOST ATTEMPTS, Season

Player	Att
1. Steve DeBerg (1979)	578
2. Jeff Garcia (2000)	561
3. Jeff Garcia (2002)	528
4. Joe Montana (1990)	520
5. Steve Young (1998)	517

MOST COMPLETIONS, Season

Player	Cmp
1. Jeff Garcia (2000)	355
2. Steve DeBerg (1979)	347
3. Joe Montana (1983)	332
4. Jeff Garcia (2002)	328
5. Steve Young (1994)	324

MOST TD PASSES, Season

Player	TD
1. Steve Young (1998)	36
2. Steve Young (1994)	35
3. Jeff Garcia (2001)	32
4. Jeff Garcia (2000)	31
Joe Montana (1987)	31

MOST INTs, Season

Player	INT
1. Y.A. Tittle (1955)	28
2. John Brodie (1971)	24
3. Frankie Albert (1950)	23
4. Steve DeBerg (1978)	22
John Brodie (1966)	22

BEST COMP. PCT., Season

Player	Pct
1. Steve Young (1994)	70.3
2. Joe Montana (1989)	70.2
3. Steve Young (1993)	68.0
4. Steve Young (1996)	67.7
5. Steve Young (1997)	67.7

BEST QB RATING, Season

Player	Rat
1. Steve Young (1994)	112.8
2. Joe Montana (1989)	112.4
3. Steve Young (1992)	107.0
4. Steve Young (1997)	104.7
5. Joe Montana (1984)	102.9

FEWEST INTs, Season

Player	INT
1. Alex Smith (2011)	5
2. Steve Young (1997)	6
Steve Young (1996)	6
4. Steve Young (1992)	7
5. Colin Kaepernick (2013)	8
Shaun Hill (2008)	8
Joe Montana (1989)	8
Steve Young (1991)	8

AVG Yds PER ATTEMPT, Season

Player	Y/A
1. John Brodie (1961)	9.14
2. Joe Montana (1989)	9.12
3. Steve Young (1991)	9.02
4. Steve Young (1993)	8.71
5. Steve Young (1992)	8.62

49ERS QB WINS/LOSSES AS STARTER

Player	Win	Loss	Ties	Pct
Joe Montana	100	39		0.719
Steve Young	91	33		0.734
John Brodie	74	77	8	0.491
Y.A. Tittle	45	31	2	0.592
Alex Smith	38	36	1	0.513
Jeff Garcia	35	36		0.493
Colin Kaepernick	28	30		0.483
Steve Spurrier	13	12	1	0.519
Frankie Albert	13	16	1	0.448
Jim Plunkett	11	15		0.423
Shaun Hill	10	6		0.625
Steve DeBerg	7	28		0.200
Elvis Grbac	6	3		0.667
Steve Bono	5	1		0.833
George Mira	4	2		0.667
Tom Owen	4	4		0.500
Tim Rattay	4	12		0.250
Jeff Kemp	3	2	1	0.583
Troy Smith	3	3		0.500
Scott Bull	3	4		0.429
Joe Reed	3	4		0.429
Blaine Gabbert	4	9		0.308
Matt Cavanaugh	2	0		1.000
Norm Snead	2	5		0.286
J.T. O'Sullivan	2	6		0.250
Lamar McHan	2	7		0.222
Ken Dorsey	2	8		0.200
Bob Gagliano	1	0		1.000
Jimmy Cason	1	0		1.000
Jim Druckenmiller	1	0		1.000
Ty Detmer	1	0		1.000
Mike Moroski	1	1		0.500
Jimmy Powers	1	1		0.500
Earl Morrall	1	3		0.250
Trent Difer	1	5		0.167
Chris Weinke	0	1		0.000
Bobby Waters	0	2		0.000
Dennis Morrison	0	2		0.000
Cody Pickett	0	2		0.000
Steve Stenstrom	0	3		0.000
	522	450	14	0.537

300-YARD GAMES, Career

Player	Games
1. Joe Montana	35
2. Steve Young	28
3. Jeff Garcia	14
4. John Brodie	6

300-YARD GAMES, Season

Player	Games
1. Steve Young (1998)	7
2. Jeff Garcia (2000)	6
3. Steve Young (1994)	5
Joe Montana (1982, '85, '87, '90)	5

STARTING QB YEARLY RECORDS

Year	Player	Record as a Starter
1950	Frankie Albert	3-9
1951	Frankie Albert	6-4-1
	Y.A. Tittle	1-0
1952	Frankie Albert	4-3
	Y.A. Tittle	3-2
1953	Y.A. Tittle	8-2
	Jim Powers	1-1
1954	Y.A. Tittle	6-4-1
	Jim Cason	1-0
1955	Y.A. Tittle	4-8
1956	Y.A. Tittle	4-3-1
	Earl Morrall	1-3
1957	Y.A. Tittle	7-4
	John Brodie	1-0
1958	Y.A. Tittle	3-3
	John Brodie	3-3
1959	Y.A. Tittle	6-4
	John Brodie	1-1
1960	John Brodie	4-4
	Y.A. Tittle	3-1
1961	John Brodie	7-6-1
1962	John Brodie	6-8
1963	Lamar McHan	2-7
	John Brodie	0-3
	Bob Waters	0-2
1964	John Brodie	3-9
	George Mira	1-1
1965	John Brodie	7-5-1
	George Mira	0-1
1966	John Brodie	5-6-2
	George Mira	1-0
1967	John Brodie	5-5
	George Mira	2-0
	Steve Spurrier	0-2
1968	John Brodie	7-6-1
1969	John Brodie	2-6-2
	Steve Spurrier	2-2
1970	John Brodie	10-3-1
1971	John Brodie	9-5
1972	John Brodie	2-3
	Steve Spurrier	6-2-1
1973	John Brodie	2-4
	Steve Spurrier	2-3
	Joe Reed	1-2
1974	Tom Owen	4-3
	Joe Reed	2-2
	Dennis Morrison	0-2
	Norm Snead	0-1
1975	Norm Snead	2-5
	Steve Spurrier	3-3
	Tom Owen	0-1
1976	Jim Plunkett	6-6
	Scott Bull	2-0
1977	Jim Plunkett	5-9
1978	Steve DeBerg	1-10
	Scott Bull	1-4
1979	Steve DeBerg	2-13
	Joe Montana	0-1
1980	Steve DeBerg	4-5
	Joe Montana	2-5
1981	Joe Montana	13-3
1982	Joe Montana	3-6
1983	Joe Montana	10-6
1984	Joe Montana	14-1
	Matt Cavanaugh	1-0
1985	Joe Montana	9-6
	Matt Cavanaugh	1-0

Year	Player	Record as a Starter
1986	Joe Montana	6-2
	Jeff Kemp	3-2-1
	Mike Moroski	1-1
1987	Joe Montana	10-1
	Steve Young	2-1
	Bob Gagliano	1-0
1988	Joe Montana	8-5
	Steve Young	2-1
1989	Joe Montana	11-2
	Steve Young	3-0
1990	Joe Montana	14-1
	Steve Young	0-1
1991	Steve Young	5-5
	Steve Bono	5-1
1992	Steve Young	14-2
1993	Steve Young	10-6
1994	Steve Young	13-3
1995	Steve Young	8-3
	Elvis Grbac	3-2
1996	Steve Young	9-3
	Elvis Grbac	3-1
1997	Steve Young	12-3
	Jim Druckenmiller	1-0
1998	Steve Young	11-4
	Ty Detmer	1-0
1999	Jeff Garcia	2-8
	Steve Young	2-1
	Steve Stenstrom	0-3
2000	Jeff Garcia	6-10
2001	Jeff Garcia	12-4
2002	Jeff Garcia	10-6
2003	Jeff Garcia	5-8
	Tim Rattay	2-1
2004	Tim Rattay	1-8
	Ken Dorsey	1-6
2005	Alex Smith	2-5
	Tim Rattay	1-3
	Ken Dorsey	1-2
	Cody Pickett	0-2
2006	Alex Smith	7-9
2007	Alex Smith	2-5
	Trent Dilfer	1-5
	Shaun Hill	2-0
	Chris Weinke	0-1
2008	Shaun Hill	5-3
	J.T. O'Sullivan	2-6
2009	Alex Smith	5-5
	Shaun Hill	3-3
2010	Alex Smith	3-7
	Troy Smith	3-3
2011	Alex Smith	13-3
2012	Alex Smith	6-2-1
	Colin Kaepernick	5-2
2013	Colin Kaepernick	12-4
2014	Colin Kaepernick	8-8
2015	Blaine Gabbert	3-5
	Colin Kaepernick	2-6
2016	Blaine Gabbert	1-4
	Colin Kaepernick	1-10

ALL-TIME REGULAR SEASON RUSHING

ALL-TIME LEADING RUSHERS (BY YARDS)

Player	Years	Gms	Att	Yards	Avg	Lg	TD
1. Frank Gore	2005–2014 (10)	148	2,442	11,073	4.5	80t	64
2. Joe Perry	1950–1960, '63 (12)	131	1,475	7,344 +	5.0	78t	50
3. Roger Craig	1983–1990 *8)	121	1,686	7,064	4.2	71	50
4. Ken Willard	1965–1973 (9)	125	1,582	5,930	3.7	69t	45
5. Garrison Hearst	1997–2003 (7)	73	1,189	5,535	4.7	96t	26
6. J.D. Smith	1956–1964 (9)	97	1,007	4,370	4.3	80t	37
7. Hugh McElhenny	1952–1960 (9)	97	877	4,288	4.9	89t	35
8. Kevan Barlow	2001–2005 (5)	72	891	3,614	4.1	78t	24
9. Steve Young (QB)	1987–1999 (13)	150	608	3,581	5.9	49t	37
10. Wendell Tyler	1983–1986 (4)	48	624	3,112	5.0	40	17
11. Delvin Williams	1974–1977 (4)	54	669	2,966	4.4	80t	20
12. Wilbur Jackson	1974–1979 (6)	72	745	2,955	4.0	80	10
13. Ricky Watters	1992–1994 (3)	43	653	2,840	4.3	43	25
14. Charlie Garner	1999–2000 (2)	32	499	2,371	4.8	53	11
15. Colin Kaepernick (QB)	2011–2016 (6)	69	375	2,300	6.1	90t	13
16. Tom Rathman	1986–1993 (8)	115	516	1,902	3.7	35	26
17. Vic Washington	1971–1973 (3)	40	483	1,813	3.8	42	14
18. Paul Hofer	1976–1981 (6)	77	416	1,746	4.2	47	16
19. Larry Schreiber	1971–1975 (5)	60	502	1,734	3.5	23	10
20. Joe Montana (QB)	1979–1992 (14)	167	414	1,595	3.9	21	20

+ does not include AAFC Statistics

MOST RUSHING YARDS IN SINGLE SEASON

Player	Year	Att	Yards	Avg	Lg	TD
1. Frank Gore	2006	312	1,695	5.4	72	8
2. Garrison Hearst	1998	310	1,570	5.1	96t	7
3. Roger Craig	1988	310	1,502	4.8	46t	9
4. Wendell Tyler	1984	246	1,262	5.1	40	7
5. Charlie Garner	1999	241	1,229	5.1	53	4
6. Frank Gore	2012	258	1,214	4.7	37	8
7. Frank Gore	2011	282	1,211	4.3	55	8
8. Garrison Hearst	2001	252	1,206	4.8	43t	4
9. Delvin Williams	1976	248	1,203	4.9	80t	7
10. Charlie Garner	2000	258	1,142	4.4	42	7
11. Frank Gore	2013	276	1,128	4.1	51	9
12. Frank Gore	2009	229	1,120	4.9	80t	10
13. Frank Gore	2013	255	1,106	4.3	55t	4
13. Frank Gore	2007	260	1,102	4.2	43t	5
14. Roger Craig	1989	271	1,054	3.9	27	6
15. Roger Craig	1985	214	1,050	4.9	62t	9
16. Joe Perry	1954	173	1,049	6.1	58	8
17. Frank Gore	2008	240	1,036	4.3	41t	6
J.D. Smith	1959	207	1,036	5.0	73t	10

Led NFL

Led Conference

MOST ATTEMPTS, Career

Player	Att
1. Frank Gore.....	2,442
2. Roger Craig.....	1,686
3. Ken Willard.....	1,582
4. Joe Perry.....	1,475
5. Garrison Hearst.....	1,189
6. J.D. Smith.....	1,007
7. Kevan Barlow.....	891
8. Hugh McElhenny.....	877
9. Wilbur Jackson.....	745
10. Delvin Williams.....	669

MOST TOUCHDOWNS, Career

Player	TD
1. Frank Gore.....	64
2. Roger Craig.....	50
Joe Perry.....	50
4. Ken Willard.....	45
5. J.D. Smith.....	37
Steve Young (QB).....	37
7. Hugh McElhenny.....	35
8. Garrison Hearst.....	26
9. Tom Rathman.....	26
10. Ricky Watters.....	25

HIGHEST RUSHING AVG., Career

Player	Avg
1. Colin Kaepernick (QB).....	6.13
2. Steve Young (QB).....	5.89
3. Wendell Tyler.....	4.99
4. Joe Perry.....	4.98
5. Jeff Garcia (QB).....	4.94
6. Hugh McElhenny.....	4.89
7. Charlie Garner.....	4.75
8. Garrison Hearst.....	4.66
9. Frank Gore.....	4.53
10. Delvin Williams.....	4.43

(min. 300 attempts)

100-YARD GAMES, Career

Player	Games
1. Frank Gore.....	39
2. Joe Perry.....	20
3. Garrison Hearst.....	16
4. Roger Craig.....	14
5. J.D. Smith.....	12
Hugh McElhenny.....	12

1,000-YD SEASONS, Career

Player	Seasons
1. Frank Gore.....	8
2. Garrison Hearst.....	3
Roger Craig.....	3
4. Charlie Garner.....	2
Joe Perry.....	2

CONSECUTIVE 1,000-YD SEASONS

Player	Seasons
1. Frank Gore (2011–14).....	4
Frank Gore (2006–09).....	4
3. Charlie Garner (1999–00).....	2
Garrison Hearst (1997–98).....	2
Roger Craig (1988–89).....	2
Joe Perry (1953–54).....	2

ALL-TIME REGULAR SEASON RUSHING

TOP SINGLE-GAME RUSHING

MOST RUSHING YARDS

Player	Game	Yards
1. Frank Gore	vs. Sea. (11/19/06)	212
2. Frank Gore	vs. Sea. (9/20/09)	207
3. Charlie Garner	at Dal. (9/24/00)	201
4. Garrison Hearst	vs. Det. (12/14/98)	198
5. Delvin Williams	at StL (10/31/76)	194

MOST RUSHING ATTEMPTS

Player	Game	Att
1. Charlie Garner	at Dal. (9/24/00)	36
2. Maurice Hicks	at Arz. (12/12/04)	34
Delvin Williams	at StL (10/31/76)	34
4. Frank Gore	vs. Cle. (10/30/11)	31
Frank Gore	at Den. (12/31/06)	31
Garrison Hearst	vs. Sea. (12/1/02)	31
J.D. Smith	at Bal. (10/7/62)	31
J.D. Smith	at Chi. (10/14/62)	31

MOST RUSHING TOUCHDOWNS

Player	Game	TD
1. Billy Kilmer (QB)	at Min. (10/15/61)	4

HIGHEST RUSHING AVERAGE (10+ Attempts)

Player	Game	Avg
1. Joe Perry	vs. Det. (11/2/58)	13.4
2. Frank Gore	vs. Sea. (9/20/09)	12.9
3. Wilbur Jackson	vs. NO (11/27/77)	11.9
4. Hugh McElhenny	at Chi. (10/17/54)	11.4
Carlos Hyde	vs. NYJ (12/11/16)	11.4

MOST CONSECUTIVE 100-YARD RUSHING GAMES

Player	Game(s)	Games
1. Frank Gore	at Phi. (10/2/11) to at Was. (11/6/11)	5
2. Garrison Hearst	vs. NYG (11/30/98) to at NE (12/20/98)	4
3. Frank Gore	vs. Oak. (10/17/10) to vs. Den. (10/31/10)	3
Frank Gore	at Det. (11/12/06) to at StL (11/26/06)	3
J.D. Smith	at Bal. (10/7/62) to at GB (10/21/62)	3
Billy Kilmer (QB)	at Det. (10/1/61) to at Min. (10/15/61)	3

MOST RUSHING ATTEMPTS, Season

Player	Att
1. Frank Gore (2006)	312
2. Roger Craig (1988)	310
Garrison Hearst (1998)	310
4. Frank Gore (2011)	282
5. Frank Gore (2013)	276

MOST RUSHING TOUCHDOWNS, Season

Player	TD
1. Frank Gore (2009)	10
Derek Loville (1995)	10
Ricky Watters (1993)	10
Billy Kilmer, QB (1961)	10
J.D. Smith (1959)	10
Joe Perry (1953)	10

HIGHEST RUSHING AVG., Season

Player	Avg
1. Hugh McElhenny (1952)	6.98
2. Joe Perry (1958)	6.06
3. Joe Perry (1954)	6.06
4. Frank Gore (2006)	5.43
5. Delvin Williams (1975)	5.39

MOST 100-YARD RUSHING GAMES, Season

Player	Games
1. Frank Gore (2006)	9
2. Roger Craig (1988)	7
3. Garrison Hearst (1998)	6
4. Frank Gore (2011)	5
Frank Gore (2009)	5
J.D. Smith (1959)	5
Joe Perry (1953)	5

MOST CONSECUTIVE GAMES WITH A RUSHING TD

Player	Game(s)	Games
1. Joe Perry	at GB (11/22/53) to at GB (10/10/54)	7
2. Hugh McElhenny	vs. Was. (9/26/54) to vs. Det. (10/24/54)	5

ALL-TIME REGULAR SEASON RECEIVING

ALL-TIME LEADING RECEIVERS (BY RECEPTIONS)

Player	Years	Gms	Rec	Yards	Avg	Lg	TD
1. Jerry Rice	1985–2000 (16)	238	1,281	19,247	15.0	96t	176
2. Terrell Owens	1996–2003 (8)	121	592	8,572	14.5	79t	81
3. Roger Craig (RB)	1983–1990 (8)	121	508	4,442	8.7	73	16
4. Dwight Clark	1979–1987 (9)	134	506	6,750	13.3	80t	48
5. Vernon Davis (TE)	2006–2015 (10)	139	441	5,640	12.9	73t	55
6. Brent Jones (TE)	1987–1997 (11)	143	417	5,195	12.5	69t	33
7. Billy Wilson	1951–1960 (10)	100	407	5,902	14.5	77t	49
8. Gene Washington	1969–1977 (9)	124	371	6,664	18.0	79t	59
9. John Taylor	1987–1995 (9)	121	347	5,598	16.1	97t	43
10. Frank Gore (RB)	2005–2014 (10)	148	342	2,883	8.4	55t	11
11. J.J. Stokes	1995–2002 (8)	111	327	4,139	12.7	53	30
12. Michael Crabtree	2009–2014 (6)	79	347	4,327	12.5	60t	26
13. Freddie Solomon	1978–1985 (8)	114	310	4,873	15.7	93t	43
14. Tom Rathman	1986–1993 (8)	115	294	2,490	8.5	36	8
15. Bernie Casey	1961–1966 (6)	79	277	4,008	14.5	68t	27
16. Ken Willard (RB)	1965–1973 (9)	125	273	2,156	7.9	62	16
17. Gordie Soltau	1950–1958 (9)	107	249	3,487	14.0	54t	25
18. Anquan Boldin	2013–2015 (3)	46	237	3,030	12.8	76t	16
19. Earl Cooper	1980–1985 (6)	88	213	1,908	9.0	73t	12
20. Dave Parks	1964–1967 (4)	50	208	3,334	16.0	83t	27

MOST RECEPTIONS IN SINGLE SEASON

Player	Year	Rec	Yards	Avg	Lg	TD
1. Jerry Rice	1995	122	1,848	15.1	81t	15
2. Jerry Rice	1994	112	1,499	13.4	69t	13
3. Jerry Rice	1996	108	1,254	11.6	39	8
4. Terrell Owens	2002	100	1,300	13.0	76t	13
Jerry Rice	1990	100	1,502	15.0	64t	13
6. Jerry Rice	1993	98	1,503	15.3	80t	15
7. Terrell Owens	2000	97	1,451	15.0	69t	13
8. Terrell Owens	2001	93	1,412	15.2	60t	16
9. Roger Craig	1985	92	1,016	11.0	73	6
10. Derek Loville (RB)	1995	87	662	7.6	31	3
11. Jerry Rice	1986	86	1,570	18.3	66t	15
12. Anquan Boldin	2013	85	1,179	13.9	63	7
Michael Crabtree	2012	85	1,105	13.0	49t	9
Dwight Clark	1981	85	1,105	13.0	78t	4
15. Jerry Rice	1992	84	1,201	14.3	80t	10
16. Anquan Boldin	2014	83	1,062	12.8	76t	5
Earl Cooper	1980	83	567	6.8	66t	4
17. Eric Johnson	2004	82	825	10.1	25	2
Jerry Rice	1998	82	1,157	14.1	75t	9
Jerry Rice	1989	82	1,483	18.1	68t	17
Dwight Clark	1980	82	991	12.1	71t	8

Led NFL

Led Conference

MOST RECEIVING YARDS, Career

Player	Yds
1. Jerry Rice	19,247
2. Terrell Owens	8,572
3. Dwight Clark	6,750
4. Gene Washington	6,664
5. Billy Wilson	5,902
6. John Taylor	5,598
7. Vernon Davis (TE)	5,616
8. Brent Jones (TE)	5,640
9. Freddie Solomon	4,873
10. Roger Craig (RB)	4,442

MOST TOUCHDOWNS, Career

Player	TD
1. Jerry Rice	176
2. Terrell Owens	81
3. Gene Washington	59
4. Vernon Davis (TE)	55
5. Billy Wilson	49
6. Dwight Clark	48
7. Freddie Solomon	43
John Taylor	43
9. Brent Jones (TE)	33
10. J.J. Stokes	30

BEST RECEIVING AVG., Career

Player	Avg
1. Gene Washington	18.0
2. John Taylor	16.1
3. Dave Parks	16.0
4. Freddie Solomon	15.7
5. Jerry Rice	15.0

(min. 200 receipts.)

100-YARD GAMES, Career

Player	Games
1. Jerry Rice	66
2. Terrell Owens	25
3. Gene Washington	17
4. Dwight Clark	16
5. John Taylor	12

1,000-YD SEASONS, Career

Player	Seasons
1. Jerry Rice	12
2. Terrell Owens	5
3. Anquan Boldin	2
John Taylor	2

ALL-TIME REGULAR SEASON RECEIVING

TOP SINGLE-GAME RECEIVING

MOST RECEIVING YARDS

Player	Game	Yards
1. Jerry Rice	vs. Min. (12/18/95)	289
2. John Taylor	at LA Rams (12/11/89)	286
3. Terrell Owens	vs. Chi. (12/17/00)	283
4. Jerry Rice	vs. LA Rams (12/9/85)	241
5. Dave Parks	at Bal. (10/3/65)	231
6. Jerry Rice	at Atl. (10/14/90)	225
Bernie Casey	at Chi. (11/13/66)	225
8. Anquan Boldin	vs. GB (9/8/13)	208
9. Jerry Rice	at Was. (11/17/86)	204
10. Gordie Soltau	at NYG (11/9/52)	196

MOST RECEPTIONS

Player	Game	Rec
1. Terrell Owens	vs. Chi. (12/17/00)	20
2. Jerry Rice	vs. LA Rams (11/20/94)	16
3. Jerry Rice	vs. Min. (12/18/95)	14
4. Anquan Boldin	vs. GB (9/8/13)	13
Eric Johnson	vs. Arz. (10/10/04)	13
Terrell Owens	vs. Phi. (11/25/02)	13
Jerry Rice	at Atl. (10/14/90)	13

MOST RECEIVING TOUCHDOWNS

Player	Game	TD
1. Jerry Rice	at Atl. (10/14/90)	5
2. Jerry Rice	at TB (11/14/93)	4
3. (17 times) Last: Vernon Davis	at Hou. (10/25/09)	3

RECEIVING AVERAGE (5+ RECEPTIONS)

Player	Game	Avg
1. John Taylor	at Atl. (12/3/89), 5-162	32.4
2. Jerry Rice	at Dal. (11/12/95), 5-161	32.2
3. Gene Washington	vs. NE (10/31/71), 5-160	32.0
4. Jerry Rice	at GB (11/4/90), 6-187	31.2
5. Billy Wilson	at Bal. (12/2/56), 5-148	29.6

MOST CONSECUTIVE GAMES WITH A RECEPTION

Player	Game(s)	Games
1. Jerry Rice	(12/9/85) to (12/23/00)	225*
2. Terrell Owens	(10/20/96) to (12/21/03)	115
3. Dwight Clark	(9/14/80) to (9/13/87)	105

* NFL Record (streak extended to 274 in '04 as member of Raiders)

MOST RECEIVING TOUCHDOWNS, Season

Player	TD
1. Jerry Rice (1987)	22
2. Jerry Rice (1989)	17
3. Terrell Owens (2001)	16
4. Jerry Rice (1995)	15
Jerry Rice (1993)	15
Jerry Rice (1986)	15
7. Terrell Owens (1998)	14
Jerry Rice (1991)	14
9. (6 times) Last: Vernon Davis (2013)	13

MOST RECEIVING YARDS, Season

Player	Yards
1. Jerry Rice (1995)	1,848
2. Jerry Rice (1986)	1,570
3. Jerry Rice (1993)	1,503
4. Jerry Rice (1990)	1,502
5. Jerry Rice (1994)	1,499
6. Jerry Rice (1989)	1,483
7. Terrell Owens (2000)	1,451
8. Terrell Owens (2001)	1,412
9. Dave Parks (1965)	1,344
10. Jerry Rice (1988)	1,306

CONSECUTIVE GAMES WITH A TOUCHDOWN RECEPTION

Player	Games
1. Jerry Rice (12/19/86 to 12/27/87)	13
2. Terrell Owens (11/8/98 to 12/27/98)	8
Jerry Rice (12/8/89 to 11/27/89)	8
Dave Parks (11/7/65 to 9/11/66)	8

BEST RECEIVING AVERAGE, Season

Player	Avg
1. Freddie Solomon (1983)	21.4
2. Gene Washington (1974)	21.2
3. Gene Washington (1970)	20.8
4. Jerry Rice (1988)	20.4
5. Torrey Smith (2015)	20.1

(min. 25 receptions)

MOST 100-YARD RECEIVING GAMES, Season

Player	Games
1. Jerry Rice (1995)	9
2. Jerry Rice (1989)	8
3. Jerry Rice (1990)	7
4. Terrell Owens (2001)	6
Dwight Clark (1982)	6

CONSECUTIVE 100-YARD RECEIVING GAMES

Player	Games
1. Jerry Rice (10/29/95 to 11/20/95)	4
2. Jerry Rice (12/10/95 to 12/24/95)	3
Jerry Rice (9/10/89 to 9/24/89)	3
Jerry Rice (9/11/88 to 9/25/88)	3
Jerry Rice (11/15/87 to 11/29/87)	3
Dwight Clark (12/11/82 to 12/26/82)	3
Dwight Clark (9/12/82 to 11/21/82)	3

ALL-TIME REGULAR SEASON SCRIMMAGE YARDS

ALL-TIME LEADERS IN TOTAL YARDS FROM SCRIMMAGE

Player	Years	Gms	Touches	Yards	Avg	Yds/Gm	TD
1. Jerry Rice (WR)	1985–2000 (16)	238	1,365	19,872	14.6	83.5	186
2. Frank Gore (RB)	2005–2014 (10)	148	2,784	13,956	5.0	94.3	75
3. Roger Craig (RB)	1983–1990 (8)	121	2,194	11,506	5.2	95.1	66
4. Terrell Owens (WR)	1996–2003 (8)	121	613	8,734	14.2	72.2	83
5. Joe Perry (RB)	1950–1960, '63 (12)	131	1,660	8,624	5.2	65.8	57
6. Ken Willard (RB)	1965–1973 (9)	125	1,855	8,086	4.4	64.7	61
7. Garrison Hearst (RB)	1997–2003 (7)	73	1,363	7,139	5.2	97.8	33
8. Hugh McElhenny (HB)	1952–1960 (9)	97	1,072	6,954	6.5	71.7	50
9. Dwight Clark (WR)	1979–1987 (9)	134	512	6,800	13.3	50.7	48
10. Gene Washington (WR)	1969–1977 (9)	124	376	6,663	17.7	53.7	59
11. Billy Wilson (E)	1951–1960 (10)	100	407	5,902	14.5	59.0	49
12. Vernon Davis (TE)	2006–2015 (10)	139	447	5,655	12.7	40.7	55
13. John Taylor (WR)	1987–1995 (9)	121	353	5,629	15.9	46.5	43
14. J.D. Smith (HB)	1956–1964 (9)	97	1,128	5,479	4.9	56.5	42
15. Freddie Solomon (WR)	1978–1985 (8)	114	357	5,202	14.6	45.6	46
16. Brent Jones (TE)	1987–1997 (11)	143	417	5,195	12.5	36.3	33
17. Kevan Barlow (RB)	2001–2005 (5)	72	1,028	4,757	4.6	66.1	27
18. Tom Rathman (RB)	1986–1993 (8)	115	810	4,392	5.4	38.2	34
19. Michael Crabtree (WR)	2009–2014 (6)	79	350	4,345	12.4	55.0	26
20. Ricky Watters (RB)	1992–1994 (3)	43	793	4,290	5.4	99.8	33

MOST TOTAL YARDS FROM SCRIMMAGE IN SINGLE SEASON

Player	Year	Touches	Yards	Avg	Yds/Gm	TD
1. Frank Gore	2006	373	2,180	5.8	136.3	9
2. Garrison Hearst	1998	349	2,105	6.0	131.6	9
3. Roger Craig	1985	306	2,066	6.8	129.1	15
4. Roger Craig	1988	386	2,036	5.3	127.3	10
5. Jerry Rice	1995	127	1,884	14.8	117.8	16
6. Charlie Garner	2000	326	1,789	5.5	111.8	10
7. Charlie Garner	1999	297	1,764	5.9	110.3	6
8. Jerry Rice	1986	96	1,642	17.1	102.6	16
9. Ricky Watters	1994	305	1,596	5.2	99.8	11
10. Jerry Rice	1994	119	1,592	13.4	99.5	15
11. Jerry Rice	1993	101	1,572	15.6	98.3	16
12. Garrison Hearst	2001	293	1,553	5.3	97.1	5
13. Frank Gore	2007	313	1,538	4.9	102.5	6
14. Roger Craig	1989	320	1,527	4.8	95.4	7
15. Frank Gore	2009	281	1,526	5.4	109.0	13

Led NFL

Led Conference

MOST TOUCHES, Career

Player	Touches
1. Frank Gore.....	2,784
2. Roger Craig.....	2,194
3. Ken Willard.....	1,855
4. Joe Perry.....	1,660
5. Jerry Rice.....	1,365
6. Garrison Hearst.....	1,363
7. J.D. Smith.....	1,128
8. Hugh McElhenny.....	1,072
9. Kevan Barlow.....	1,028
10. Wilbur Jackson.....	893

BEST YARDS PER TOUCH, Career

Player	Avg
1. Jerry Rice.....	14.6
2. Hugh McElhenny.....	6.5
3. Tom Rathman.....	5.4
4. Ricky Watters.....	5.4
5. Roger Craig.....	5.2
6. Garrison Hearst.....	5.2
7. Joe Perry.....	5.2
8. Delvin Williams.....	5.1
9. Frank Gore.....	5.0
10. J.D. Smith.....	4.9

(min. 750 touches)

MOST TOUCHES, Season

Player	Touches
1. Roger Craig (1988).....	386
2. Frank Gore (2006).....	373
3. Garrison Hearst (1998).....	349
4. Charlie Garner (2000).....	326
5. Roger Craig (1989).....	320

BEST YARDS PER TOUCH, Season

Player	Avg
1. Jerry Rice (1993).....	15.6
2. Dwight Clark (1982).....	15.2
3. Jerry Rice (1995).....	14.8
4. Jerry Rice (1990).....	14.7
5. Terrell Owens (2000).....	14.6

(min. 100 touches)

TOP SINGLE-GAME SCRIMMAGE YARD TOTALS

MOST YARDS IN SINGLE GAME

Player	Game	Yards
1. Jerry Rice	vs. Min. (12/18/95)	299
2. Terrell Owens	vs. Chi. (12/17/00)	288
3. John Taylor	at LA Rams (12/11/89)	286
4. Delvin Williams	vs. Was. (11/7/76)	279
5. Jerry Rice	vs. LA Rams (12/9/85)	255
6. Frank Gore	vs. Sea. (9/20/09)	246
7. Frank Gore	vs. Sea. (11/19/06)	238
8. Charlie Garner	at Dal. (9/24/00)	235
9. Dave Parks	at Bal. (10/3/65)	231
10. Garrison Hearst	vs. NYJ (9/6/98)	225
Jerry Rice	at Atl. (10/14/90)	225
Bernie Casey	at Chi. (11/13/66)	225

MOST TOUCHES IN SINGLE GAME

Player	Game	Touches
1. Maurice Hicks	at Arz. (12/12/04)	39
Charlie Garner	at Dal. (9/24/00)	39
3. Delvin Williams	at StL (10/31/76)	35
4. Derek Loville	vs. Buf. (12/3/95)	34
5. Frank Gore	at Den. (12/31/06)	33
Frank Gore	at Sea. (12/14/06)	33
Kevan Barlow	at Phi. (12/21/03)	33
Garrison Hearst	vs. Sea. (12/1/02)	33
J.D. Smith	at Bal. (10/7/62)	33
10. (4 times) Last: Frank Gore	vs. Det. (12/27/09)	32

ALL-TIME REGULAR SEASON INTERCEPTIONS

ALL-TIME INTERCEPTION LEADERS

Player	Years	Gms	INT	Yards	Avg	Lg	TD
1. Ronnie Lott	1981–1990 (10)	129	51	643	12.6	83t	5
2. Jimmy Johnson	1961–1976 (16)	213	47	615	13.1	63	2
3. Kermit Alexander	1963–1969 (7)	94	36	499	13.9	66t	1
4. Merton Hanks	1991–1998 (8)	125	31	380	12.3	67t	2
5. Dwight Hicks	1979–1985 (7)	96	30	586	19.5	72	3
6. Lowell Wagner	1950–1953, '55 (5)	47	25	331	13.2	40	0
7. Tony Parrish	2002–2006 (5)	66	22	504	22.9	60	1
Don Griffin	1986–1993 (8)	114	22	49	2.2	23	0
Rex Berry	1951–1956 (6)	66	22	404	18.4	44t	3
10. Dave Baker	1959–1961 (3)	38	21	294	14.0	40	0
11. Tim McDonald	1993–1999 (7)	111	20	325	16.3	73t	3
Dick Moegle	1955–1959 (5)	47	20	232	11.6	40	1
13. Zack Bronson	1997–2003 (7)	84	19	346	18.2	97t	2
14. Eric Wright	1981–1990 (10)	110	18	256	14.2	60t	2
Bruce Taylor	1970–1977 (8)	109	18	201	11.2	70	0
16. Carlton Williamson	1981–1987 (7)	88	17	294	17.3	82	1
17. Tim McKyer	1986–1989 (4)	51	16	62	3.9	21t	1
18. Walt Harris	2006–2008 (3)	46	15	151	10.1	42	1
Abe Woodson	1958–1964 (7)	89	15	159	10.6	61	0
20. Dashon Goldson	2007–2012 (6)	81	14	152	10.9	39t	1
Skip Vanderbundt	1969–1977 (9)	119	14	165	11.8	37t	2
Frank Nunley	1967–1976 (10)	137	14	136	9.7	24	0
Dave Wilcox	1964–1974 (11)	153	14	149	10.6	35	1

MOST INTERCEPTIONS IN SINGLE SEASON

Player	Year	INT	Yards	Avg	Lg	TD
1. Ronnie Lott	1986	10	134	13.4	57t	1
Dave Baker	1960	10	96	9.6	28	0
3. Tony Parrish	2003	9	202	22.4	49	0
Dwight Hicks	1981	9	239	26.6	72	1
Kermit Alexander	1968	9	155	17.2	66t	1
Lowell Wagner	1951	9	115	12.8	40	0
7. Walt Harris	2006	8	84	10.5	42	1
Dick Moegle	1957	8	107	13.4	40	0
Jim Cason	1951	8	147	18.4	65t	1
10. Tony Parrish	2002	7	204	29.1	60	0
Ahmed Plummer	2001	7	45	6.4	24	0
Zack Bronson	2001	7	165	23.6	97t	2
Merton Hanks	1994	7	93	13.3	38	0
Dave Waymer	1990	7	64	9.1	24	0
Tim McKyer	1988	7	11	1.6	7	0
Eric Wright	1983	7	164	23.4	60t	2
Ronnie Lott	1981	7	117	16.7	41t	3
Rex Berry	1953	7	142	20.3	29	1

MOST INT RETURN YARDS, Career

Player	Yards
1. Ronnie Lott	643
2. Jimmy Johnson	615
3. Dwight Hicks	586
4. Tony Parrish	504
5. Kermit Alexander	499
6. Rex Berry	404
7. Merton Hanks	380
8. Zack Bronson	346
9. Lowell Wagner	331
10. Tim McDonald	325

MOST INTs RETURNED FOR TD, Career

Player	TD
1. Ronnie Lott	5
2. Rex Berry	3
Dwight Hicks	3
Tim McDonald	3
Deion Sanders	3
6. (10 Players) Last: Patrick Willis	2

MOST INT RETURN YARDS, Season

Player	Yards
1. Deion Sanders (1994)	303
2. Dwight Hicks (1981)	239
3. Tony Parrish (2002)	204
4. Tony Parrish (2004)	202
5. Zack Bronson (2001)	165

MOST INTs RETURNED FOR TD, Season

Player	TD
1. Deion Sanders (1994)	3
Ronnie Lott (1981)	3
3. Zack Bronson (2001)	2
Tim McDonald (1995)	2
Ken Norton (1995)	2
Tom Holmoe (1986)	2
Dwight Hicks (1983)	2
Eric Wright (1983)	2
Skip Vanderbundt (1972)	2

MOST INTs BY A NON-DB, Season

Player	INT
1. Jim Fahnhorst, LB (1986)	4
Keena Turner, LB (1984)	4
Frank Nunley, LB (1974)	4

Led NFL

Led Conference

TOP SINGLE-GAME INTERCEPTION TOTALS

MOST INTERCEPTIONS IN SINGLE GAME

Player	Game	INT
1. Dave Baker	at LA Rams (12/4/60)	4
2. Walt Harris	vs. Oak. (10/8/06)	3
Ronnie Heard	vs. Arz. (10/27/02)	3
Rod Woodson	vs. NO (9/14/97)	3
Eric Wright	at Min. (9/8/83)	3
Tony Leonard	vs. Cin. (10/1/78)	3
Dave Baker	at Dal. (11/20/60)	3

MOST INTs RETURNED FOR TD IN SINGLE GAME

Player	Game	INT
1. Ken Norton	at StL (10/22/95)	2
2. 51 Players	70 Times	1

MOST INTERCEPTION RETURN YARDS IN SINGLE GAME

Player	Game	Yards
1. Dwight Hicks	at Was. (10/4/81)	104
2. Zack Bronson	at Chi. (10/28/01)	97
3. Merton Hanks	vs. NO (11/22/93)	94
Al Randolph	vs. Chi. (12/11/66)	94
5. Deion Sanders	at Atl. (10/16/94)	93
6. Deion Sanders	at SD (12/11/94)	90
Kermit Alexander	at Pit. (11/24/68)	90
8. NaVorro Bowman	vs. Atl. (12/23/13)	89
9. Tory Nixon	at GB (10/26/86)	88
10. Patrick Willis	at Sea. (9/14/08)	86
Eric Davis	vs. StL (11/26/95)	86

ALL-TIME REGULAR SEASON SACKS

ALL-TIME SACK LEADERS

Player	Years	Sacks
1. Bryant Young (DT)	1994–2007 (14)	89.5
2. Charles Haley (LB)	1986–1999 (7)	66.5
3. Ahmad Brooks (LB)	2009–* (8)	51.5
4. Dana Stubblefield (DT)	1993–2002 (7)	46.5
5. Dwaine Board (DE)	1982–1988 (10)	45.0
6. Aldon Smith (LB)	2011–2014 (4)	44.0
7. Justin Smith (DT)	2008–2014 (7)	43.5
8. Chris Doleman (DE)	1996–1998 (3)	38.0
9. Andre Carter (DE)	2001–2005 (5)	32.0
10. Jeff Stover (DE)	1982–1988 (7)	30.5
11. Roy Barker (DE)	1996–1998 (3)	30.0
12. Pierce Holt (DE)	1988–1992 (5)	29.5
13. Larry Roberts (DE)	1986–1993 (8)	28.0
Fred Dean (DE)	1981–1985 (5)	28.0
15. Tim Harris (LB)	1991–1995 (4)	26.0
16. Kevin Fagan (DE)	1987–1993 (7)	25.5
17. Dennis Brown (DE)	1990–1996 (7)	24.5
18. Michael Carter (NT)	1984–1992 (9)	22.5
19. Parys Haralson (LB)	2006–2012 (7)	21.5
Julian Peterson (LB)	2000–2005 (6)	21.5

Note: Includes figures since 1982, when sacks first became an official statistic

MOST SACKS IN SINGLE SEASON

Player	Year	Sacks
1. Aldon Smith	2012	19.5
2. Fred Dean	1983	17.5
3. Tim Harris	1992	17.0
4. Charles Haley	1990	16.0
5. Chris Doleman	1998	15.0
Dana Stubblefield	1997	15.0
7. Aldon Smith	2011*	14.0
8. Dwaine Board	1983	13.0
9. Andre Carter	2002	12.5
Roy Barker	1996	12.5

Led Conference *Rookie Year

MOST SACKS IN SINGLE GAME

Player	Game	Sacks
1. Fred Dean	vs. NO (11/13/83)	6.0
2. Aldon Smith	vs. Chi. (11/19/12)	5.5
3. Roy Barker	at StL (10/25/98)	4.0
Chris Doleman	at NO (10/11/98)	4.0
Dana Stubblefield	at Phi. (11/10/97)	4.0
Pierce Holt	vs. NYG (11/27/89)	4.0
Dwaine Board	at LA Raiders (9/22/85)	4.0

ALL-TIME REGULAR SEASON PUNTING

ALL-TIME LEADING PUNTERS (BY AVERAGE)

Player	Years	Punts	Yards	Avg	Net	Lg	In20	Blk
1. Andy Lee	2004–2014 (11)	941	43,468	46.2	39.5	82	300	4
2. Tommy Davis	1959–1969 (11)	511	22,833	44.7	NA	82	NA	2
3. Bradley Pinion	2015–* (2)	191	8,371	43.8	39.4	65	59	0
4. Frankie Albert	1950–1952 (3)	139	5,830	41.9	NA	70	NA	1
5. Tommy Thompson	1995–1997 (3)	208	8,711	41.9	35.6	65	55	3
6. Tom Wittum	1973–1977 (5)	380	15,494	40.8	NA	68	NA	9
7. Jim Miller	1980–1982 (3)	214	8,686	40.6	31.7	80	36	1
8. Jason Baker	2001–2002 (2)	111	4,501	40.5	34.1	64	33	0
9. Max Runager	1984–1988 (5)	281	11,394	40.5	33.8	62	36	1
10. Klaus Wilmsmeyer	1992–1994 (3)	145	5,871	40.5	35.0	61	48	0

*minimum 100 punts

BEST PUNTING AVERAGE IN SINGLE SEASON

Player	Year	Punts	Yards	Avg	Net	Lg	In20	Blk
1. Andy Lee	2011	78	3,970	50.9	44.0	68	28	1
2. Andy Lee	2013	79	3,804	48.2	41.7	62	27	0
3. Andy Lee	2012	67	3,226	48.1	43.2	66	36	0
4. Andy Lee	2008	66	3,155	47.8	39.0	82	13	1
5. Andy Lee	2009	99	4,711	47.6	41.0	64	30	0
6. Andy Lee	2007	105	4,968	47.3	41.0	74	42	0
7. Andy Lee	2014	72	3,369	46.8	39.6	71	28	1
8. Andy Lee	2010	91	4,203	46.2	38.2	64	34	0
9. Tommy Davis	1965	54	2,471	45.8	NA	65	NA	0
10. Tommy Davis	1959	59	2,694	45.7	NA	71	NA	0

Led NFL Led Conference + NFL Record

MOST PUNTS IN SINGLE GAME

Player	Game	Punts
1. Tom Wittum	vs. LA Rams (11/21/76)	11
2. Andy Lee	vs. Sea. (9/30/07)	10
Jim Miller	vs. Atl. (11/8/81)	10
Jim Miller	vs. LA Rams (10/25/81)	10
Mike Connell	at Atl. (11/5/78)	10
Mike Connell	vs. Cin. (10/1/78)	10
Tom Wittum	at Atl. (11/6/77)	10
Tom Wittum	vs. Atl. (10/23/76)	10
Tommy Davis	at Det. (10/6/63)	10

BEST PUNT AVG. IN SINGLE GAME

Player	Game	Avg
1. Andy Lee	vs. Sea. (9/11/11)	59.6
2. Andy Lee	at Bal. (11/24/11)	57.6
3. Andy Lee	at Pit. (9/23/07)	57.2
4. Andy Lee	at StL (1/1/12)	56.8
5. Andy Lee	at NE (12/16/12)	56.6
6. Andy Lee	vs. Dal. (9/18/11)	55.3
7. Klaus Wilmsmeyer	vs. Det. (10/9/94)	55.0
8. Andy Lee	at StL (12/21/08)	54.8

*minimum 4 punts

MOST PUNTS, Career

Player	Punts
1. Andy Lee	941
2. Tommy Davis	511
3. Tom Wittum	380
4. Max Runager	281
5. Steve Spurrier	230

MOST PUNTS INSIDE 20, Career

Player	In20
1. Andy Lee	300
2. Max Runager	84
3. Bradley Pinion	59
4. Tommy Thompson	55
5. Barry Helton	50

*inside-the-20 became official stat in 1976

MOST PUNTS, Season

Player	Punts
1. Andy Lee (2005)	107
2. Andy Lee (2007)	105
3. Bradley Pinion (2016)	100
4. Andy Lee (2009)	99
5. Andy Lee (2004)	96
Mike Connell (1978)	96

MOST PUNTS INSIDE 20, Season

Player	In20
1. Andy Lee (2007)	42
2. Andy Lee (2012)	36
3. Andy Lee (2010)	34
4. Bradley Pinion (2015)	31
5. Andy Lee (2009)	30
Max Runager (1985)	30

*inside-the-20 became official stat in 1976

ALL-TIME REGULAR SEASON PUNT RETURNS

ALL-TIME LEADERS IN PUNT RETURNS (BY AVERAGE)

Player	Years	PR	FC	Yards	Avg	Lg	TD
1. Manfred Moore	1974–1975 (2)	21	0	309	14.7	88t	1
2. Jim Cason	1950–1952, '54 (4)	24	NA	288	12.0	33	0
3. Ted Ginn Jr.	2010–2012 (3)	94	48	1,113	11.8	78t	2
4. Allen Rossum	2008–2009 (2)	27	8	307	11.4	45	0
5. Iheanyi Uwaezuoke	1996–1998 (3)	34	14	373	11.0	36	0
6. LaMichael James	2012–2014 (3)	23	12	251	10.9	40	0
7. Dana McLemore	1982–1987 (6)	142	38	1,531	10.8	93t	4
8. Jimmy Williams	2001–2004 (4)	55	18	576	10.5	89t	1
9. Dexter Carter	1990–1996 (7)	117	56	1,213	10.4	78t	2
10. John Taylor	1987–1995 (9)	149	55	1,517	10.2	95t	2

*minimum 20 returns

BEST PUNT RETURN AVERAGE IN SINGLE SEASON

Player	Year	PR	FC	Yards	Avg	Lg	TD
1. Jimmy Williams	2002	20	8	336	16.8	89t	1
2. Hugh McElhenny	1952	20	NA	284	14.2	94t	1
3. Ted Ginn Jr.	2010	24	18	321	13.4	78t	1
4. Joe Arenas	1951	21	NA	272	13.0	51	0
5. John Taylor	1988	44	7	556	12.6	95t	2
6. Dana McLemore	1987	21	7	265	12.6	83t	1
7. Ted Ginn Jr.	2011	38	18	466	12.3	55t	1
8. Dexter Carter	1993	34	20	411	12.1	72t	1
9. Bruce Taylor	1970	43	10	516	12.0	76	0
10. John Taylor	1989	36	20	417	11.6	37	0

*minimum 20 returns

Led NFL Led Conference

TOP SINGLE-GAME PUNT RETURN PERFORMANCES

MOST PUNT RETURN YARDS IN SINGLE GAME

Player	Game	Yards
1. Tony Leonard	vs. NO (10/17/76)	141
2. Bruce Taylor	at Hou. (11/15/70)	133
3. Dexter Carter	vs. Min. (10/3/93)	131
4. Dexter Carter	vs. Min. (12/18/95)	126
5. Dana McLemore	vs. LA Rams (1/2/83)	125

MOST PUNT RETURNS IN SINGLE GAME

Player	Game	Returns
1. Tony Leonard	vs. NO (10/17/76)	9
Ralph McGill	at Atl. (10/29/72)	9
3. Michael Lewis	vs. StL (11/18/07)	7
Dana McLemore	at NO (11/25/84)	7
Tony Leonard	at Atl. (11/6/77)	7
Tony Leonard	vs. LA Rams (11/21/76)	7
Ralph McGill	at Phi. (11/30/75)	7
Ralph McGill	vs. Atl. (10/12/75)	7

BEST PUNT RETURN AVERAGE IN SINGLE GAME

Player	Game	Avg
1. Ted Ginn Jr.	at StL (12/26/10)	32.3
2. Dexter Carter	vs. Min. (12/18/95)	31.5
3. Dana McLemore	vs. LA Rams (1/2/83)	31.3
4. Abe Woodson	at GB (10/21/62)	30.3
5. John Taylor	vs. Was. (11/21/88)	28.3
6. Chuck Levy	at Phi. (11/10/97)	27.3
7. Dexter Carter	vs. Min. (10/3/93)	26.2
8. Dana McLemore	at NYG (10/8/84)	25.8
9. Bruce Taylor	vs. NYG (12/21/75)	25.7
10. Freddie Solomon	vs. TB (10/26/80)	25.0

*minimum of 3 punt returns

MOST PUNT RETURNS, Career

Player	PR
1. John Taylor	149
2. Dana McLemore	142
Bruce Taylor	142
4. Joe Arenas	124
5. Kermit Alexander	120
6. Dexter Carter	117
7. Freddie Solomon	106
8. Ralph McGill	105
Abe Woodson	105
10. Hugh McElhenny	99

MOST PUNT RETURN YARDS, Career

Player	Yards
1. Dana McLemore	1,531
2. John Taylor	1,517
3. Bruce Taylor	1,323
4. Dexter Carter	1,213
5. Ted Ginn Jr.	1,113
6. Ralph McGill	964
7. Abe Woodson	949
8. Freddie Solomon	804
9. Kermit Alexander	782
10. Joe Arenas	774

MOST PUNT RETURN TDs, Career

Player	TD
1. Dana McLemore	4
2. Kermit Alexander	2
Dexter Carter	2
Ted Ginn Jr.	2
Freddie Solomon	2
John Taylor	2
Abe Woodson	2

MOST PUNT RETURNS, Season

Player	PR
1. R.W. McQuarters (1998)	47
2. Dana McLemore (1984)	45
3. Michael Lewis (2007)	44
John Taylor (1988)	44
5. Bruce Taylor (1970)	43
6. Ted Ginn Jr. (2011)	38
Dexter Carter (1996)	38
Don Griffin (1986)	38
Dana McLemore (1985)	38
10. Dexter Carter (1996)	36
John Taylor (1989)	36

MOST PUNT RETURN TDs, Season

Player	TD
1. John Taylor (1988)	2
Freddie Solomon (1980)	2

ALL-TIME REGULAR SEASON KICKOFF RETURNS

ALL-TIME LEADERS IN KICKOFF RETURNS (BY AVERAGE)

Player	Years	KR	Yards	Avg	Lg	TD
1. Abe Woodson	1958–1964 (7)	166	4,873	29.4	105t	5
2. LaMichael James	2012–2014 (3)	26	738	28.4	62	0
3. Joe Arenas	1951–1957 (7)	139	3,798	27.3	96	1
4. Allen Rossum	2008–2009 (2)	54	1,411	26.1	104t	1
5. Lenny Lyles	1959–1960 (2)	42	1,091	26.0	97t	1
6. Vic Washington	1971–1973 (3)	84	2,178	25.9	98t	1
7. Bruce Ellington	2014–*(3)	50	1,279	25.6	40	0
8. Mike Holmes	1974–1975 (2)	27	671	24.9	57	0
9. J.D. Smith	1956–1964 (9)	36	882	24.5	39	0
10. Amos Lawrence	1981–1982 (2)	26	627	24.1	92t	1

*minimum 25 returns

BEST KICKOFF RETURN AVERAGE IN SINGLE SEASON

Player	Year	KR	Yards	Avg	Lg	TD
1. Joe Arenas	1953	16	551	34.4	82	0
2. Abe Woodson	1963	29	935	32.2	103t	3
3. Abe Woodson	1962	37	1,157	31.3	79	0
4. Lenny Lyles	1960	17	526	30.9	97t	1
5. Joe Arenas	1956	27	801	29.7	96	1
6. Abe Woodson	1960	17	498	29.3	64	0
7. Abe Woodson	1961	27	782	29.0	98t	1
8. Vic Washington	1972	27	771	28.6	98t	1
9. Ted Ginn Jr.	2011	29	800	27.6	102t	1
10. Abe Woodson	1964	32	880	27.5	70	0

*minimum 1.25 ret/game

Led NFL

Led Conference

TOP SINGLE-GAME KICKOFF RETURN PERFORMANCES

MOST KICKOFF RETURN YARDS IN SINGLE GAME

Player	Game	Yards
1. Abe Woodson	vs. Det. (11/11/62)	210
2. Abe Woodson	at Det. (9/23/62)	205
3. Lenny Lyles	vs. Bal. (12/18/60)	202
4. Maurice Hicks	vs. SD (10/15/06)	195
5. Allen Rossum	vs. Phi. (10/12/08)	194

MOST KICKOFF RETURNS IN SINGLE GAME

Player	Game	Returns
1. Maurice Hicks	vs. SD (10/15/06)	9
Allen Rossum	vs. Phi. (10/12/08)	9
3. Maurice Hicks	at Was. (10/23/05)	8
4. (15 times) Last: Ted Ginn Jr.	at SD (12/16/10)	7

BEST KICKOFF RETURN AVERAGE IN SINGLE GAME

Player	Game	Avg
1. Lenny Lyles	vs. Bal. (12/18/60)	67.3
2. Doug Cunningham	vs. NO (10/22/67)	53.0
3. Abe Woodson	vs. Min. (9/29/63)	51.0
4. Allen Rossum	vs. Arz. (11/10/08)	46.5
5. Amos Lawrence	vs. LA Rams (11/22/81)	46.0
Abe Woodson	vs. NYG (11/17/63)	46.0

*minimum of 3 kickoff returns

MOST KICKOFF RETURNS FOR TOUCHDOWN IN SINGLE GAME

Player	Game	TD
1. (21 times) Last: Ted Ginn Jr.	vs. Sea. (9/11/11)	1

MOST KICKOFF RETURNS, Career

Player	KR
1. Dexter Carter	217
2. Maurice Hicks	185
3. Abe Woodson	166
4. Joe Arenas	139
5. Kermit Alexander	137
6. Ted Ginn Jr.	87
7. Vic Washington	84
8. Carl Monroe	76
9. James Owens	72
10. Paul Hofer	68
Doug Cunningham	68

MOST KICKOFF RETURN YARDS, Career

Player	Yards
1. Abe Woodson	4,873
2. Dexter Carter	4,707
3. Maurice Hicks	4,242
4. Joe Arenas	3,798
5. Kermit Alexander	3,271
6. Vic Washington	2,178
7. Ted Ginn Jr.	2,045
8. James Owens	1,728
9. Carl Monroe	1,660
10. Doug Cunningham	1,613

MOST KICKOFF RETURN TDs, Career

Player	TD
1. Abe Woodson	5
2. Dexter Carter	2
James Owens	2
Dave Williams	2
5. (10 times) Last: Ted Ginn Jr.	1

MOST KICKOFF RETURNS, Season

Player	KR
1. Maurice Hicks (2007)	63
2. Maurice Hicks (2006)	57
3. Vinny Sutherland (2001)	50
4. Dexter Carter (1994)	48
5. Ted Ginn Jr. (2010)	47
Allen Rossum (2008)	47
7. Dexter Carter (1996)	41
Dexter Carter (1990)	41
James Owens (1979)	41

MOST KICKOFF RETURN TDs, Season

Player	TD
1. Abe Woodson (1963)	3
2. (18 times) Last: Ted Ginn Jr. (2011)	1

49ERS LONGEST PLAYS

LONGEST RUNS FROM SCRIMMAGE

96t	Garrison Hearst vs. NYJ	9/6/98
89t	Hugh McElhenny at Dal. Texans	10/5/52
86t	Hugh McElhenny at GB	11/18/56
82t	Hugh McElhenny vs. Dal. Texans	10/26/52
80	Wilbur Jackson vs. NO	11/27/77
80t	Frank Gore vs. Sea.	9/20/09
80t	Delvin Williams vs. Was.	11/7/76
80t	J.D. Smith vs. GB	12/7/58
79t	Frank Gore vs. Sea.	9/20/09
78t	Kevan Barlow vs. Pit.	11/17/03
78t	Joe Perry vs. Dal. Texans	10/26/52
78t	Joe Perry vs. GB	12/10/50

LONGEST RUNS FROM SCRIMMAGE BY QUARTERBACK

90t	Colin Kaepernick vs. SD	12/20/14
50t	Colin Kaepernick vs. Mia.	12/9/12
50	Colin Kaepernick at StL	12/2/12
49t	Steve Young vs. Min.	10/30/88
45	Y.A. Tittle at Bal. Colts	11/24/57
44t	Blaine Gabbert at Chi.	12/6/15
42	Frankie Albert at GB	11/26/50

LONGEST PASSES

97t	Steve Young to John Taylor at Atl.	11/3/91
96t	Joe Montana to Jerry Rice at SD	11/27/88
95t	Joe Montana to John Taylor at LA Rams	12/11/89
93t	Steve DeBerg to Freddie Solomon vs. Atl.	9/28/80
92t	Joe Montana to John Taylor at LA Rams	12/11/89
89t	Tim Rattay to Brandon Lloyd vs. Dal.	9/25/05
85t	Jim Plunkett to Delvin Williams vs. Was.	11/7/76
83t	John Brodie to Dave Parks at LA Rams	10/18/64
82	Steve Young to Terry Kirby at Atl.	10/19/97
81t	Steve Young to Garrison Hearst vs. NO	11/22/98
81t	Elvis Grbac to Jerry Rice at Dal.	11/12/95
81t	Steve Spurrier to Ted Kwalick vs. NO	10/22/72
80t	(8x) Last time: C. Kaepernick to Brandon Lloyd at StL	10/13/14

LONGEST PUNTS

86	Larry Barnes vs. Chi.	9/29/57
82	Andy Lee vs. NE	10/5/08
82	Tommy Davis vs. Min.	9/30/62
81	Andy Lee at TB	11/21/04
81	Tommy Davis at StL Cardinals	11/25/62
80	Jim Miller at Den.	9/19/82
79	Tommy Davis at Chi.	10/14/62
76	Larry Barnes vs. Bal.	12/8/57
75	Verl Lillywhite vs. Cle.	9/30/57
74	Andy Lee vs. Bal.	10/7/07
74	Tommy Davis vs. Chi.	10/30/51
72	Jon Kilgore vs. Chi.	12/6/69
71	Andy Lee at Den.	10/19/14
71	Andy Lee vs. Sea.	9/30/07
71	Andy Lee at StL	9/16/07
71	Tommy Davis vs. Chi.	10/25/59

LONGEST PUNT RETURNS

95t	John Taylor vs. Was.	11/21/88
94t	Hugh McElhenny at Chi.	10/19/52
93t	Dana McLemore vs. LA Rams	1/2/83
89t	Jimmy Williams vs. Sea.	12/1/02
88t	Manfred Moore vs. Atl.	11/24/74
85t	Abe Woodson at GB	10/21/62
83t	Dana McLemore vs. Chi.	12/14/87
80t	Abe Woodson vs. Det.	11/5/61
79t	Dana McLemore at NYG	10/8/84
78t	Ted Ginn Jr. at StL	12/26/10
78t	Dexter Carter vs. Min.	12/18/95

LONGEST KICKOFF RETURNS

105t	Abe Woodson at LA Rams	11/8/59
104t	Allen Rossum at Arz.	11/11/08
103t	Abe Woodson vs. Min.	9/15/63
102t	Ted Ginn Jr. vs. Sea.	9/11/11
101t	Terry Kirby vs. Car.	11/16/97
101t	James Owens at Det.	11/2/80
99t	Abe Woodson at NYG	11/17/63
98t	Dexter Carter vs. NO	12/1/91
98t	Vic Washington at Atl.	10/29/72
98t	Abe Woodson at Det.	10/1/61
97t	Vic Washington vs. Dal.	12/23/72
97t	Lenny Lyles vs. Bal.	12/18/60
96t	Dexter Carter at Was.	11/6/94
96	Joe Arenas vs. Bal.	12/16/56

LONGEST INTERCEPTION RETURNS

97t	Zack Bronson at Chi.	10/28/01
94t	Alvin Randolph vs. Chi.	12/11/66
93t	Deion Sanders at Atl.	10/16/94
90t	Deion Sanders at SD	12/11/94
89t	NaVorro Bowman vs. Atl.	12/23/13
88t	Tory Nixon at GB	10/26/86
86t	Patrick Willis at Sea.	9/14/08
86t	Eric Davis vs. StL	11/26/95
83t	Ronnie Lott at KC	12/26/82
82	Carlton Williamson vs. Sea.	11/25/85
77t	Tom Holmoe vs. StL Cardinals	11/9/86
74t	Deion Sanders vs. NO	9/25/94
73	Eric Reid at Sea.	12/14/14

LONGEST FUMBLE RETURNS

99t	Don Griffin vs. Chi.	12/23/91
96t	Lee Woodall vs. Buf.	12/3/95
80t	Dwaine Carpenter at Chi.	10/31/04
80t	Dwight Hicks at Was.	10/4/81
78t	Derrick Johnson at Arz. (Mexico City)	10/2/05
75t	Clark Miller at Det.	11/14/65
73t	Skip Vanderbundt at Dal.	11/23/72
71t	Darnell Walker at Min.	10/24/99
71	Gerard Williams vs. NO	9/23/79
66t	Windlan Hall vs. Phi.	12/2/73
65t	Keena Turner at Was.	12/1/85
63t	Tommy Hart at StL Cardinals	10/24/71

LONGEST FIELD GOALS

63	David Akers at GB	9/9/12
56	Phil Dawson at Arz.	12/29/13
56	Joe Nedney at StL	12/24/05
56	Mike Cofer at Atl.	10/14/90
55	Phil Dawson vs. KC	10/5/14
55	Phil Dawson at NO	11/17/13
55	David Akers at Det.	10/16/11
55	David Akers vs. Dal.	9/18/11
54	Phil Dawson at StL	10/14/14
54	David Akers at Sea.	12/23/12
54	Steve Mike-Mayer at LA Rams	11/9/75
54	Bruce Gossett vs. NO	10/21/73
53	Phil Dawson at Arz.	11/13/16
53	Phil Dawson vs. Arz.	11/29/15
53	Phil Dawson vs. Bal.	10/18/15
53	Phil Dawson vs. Arz.	12/28/14
53	Phil Dawson vs. Car.	11/10/13
53	David Akers at Cin.	9/25/11
53	Joe Nedney vs. Phi.	10/12/08
53	Ray Wersching at Det.	9/2/84
53	Tommy Davis at LA Rams	10/18/64

LONGEST RETURNS OF FIELD GOAL ATTEMPT

92t	Bruce Taylor at NO	12/13/70
74t	Nate Clements at NYG	10/19/08
62t	Johnny Jackson at Dal.	10/15/89
58t	Bruce Taylor at NO	9/26/71
41t	Donald Strickland vs. Phi.	10/12/08
38	Kermit Alexander vs. Phi.	11/20/66
30	Kermit Alexander at Phi.	9/20/64

NFL RECORDS BY 49ERS

Most Consecutive Seasons Leading NFL in Passer Rating

4 Steve Young (1991–94)

Highest Single-Game Completion Percentage (min. 15 atts.)

94.7 Alex Smith at Arz. (10/29/12)

Most Seasons Leading League in Passing Touchdowns

4 Steve Young (1992–94, '98); tied with Johnny Unitas (1957–60), Len Dawson (1962–63, 1965–66), Brett Favre (1995–97, 2003), Drew Brees (2008–09, 2011–12), Peyton Manning (2000, '04, '06, '13)

Most Receiving Touchdowns in a Game

5 Jerry Rice at Atl. (10/14/90); tied with Chi. Bob Shaw vs. Bal. (10/2/50) and SD Kellen Winslow vs. Oak. (11/22/81)

Most Interceptions in a Game

4 Dave Baker vs. LA Rams (12/4/60); tied with 17 others

Most Interceptions Returned for a Touchdown in a Game

2 Ken Norton vs. StL (10/22/95); tied with 26 others

Most Seasons Leading League in Kickoff Return Avg.

3 Abe Woodson (1959, 1962–63)

Most Points in a Season, No Touchdowns, Single Season

166 David Akers (2011)

Most Field Goals Attempted in a Season

52 David Akers (2011)

Most Field Goals Made in a Season

44 David Akers (2011)

49ERS NFL LEADERS

RUSHING CHAMPIONS

1953	Joe Perry	1,018
1954	Joe Perry	1,049

PASSING CHAMPIONS (Passer Rating)

1970	John Brodie	93.9
1987	Joe Montana	102.1
1989	Joe Montana	112.4
1991	Steve Young	101.8
1992	Steve Young	107.0
1993	Steve Young	101.5
1994	Steve Young	112.8
1996	Steve Young	97.2
1997	Steve Young	104.7

49ERS NFL LEADERS

RECEIVING CHAMPIONS (Receptions)

1954	Billy Wilson	60
1956	Billy Wilson	60
1957	Billy Wilson	52
1965	Dave Parks	80
1968	Clifton McNeil	71
1982	Dwight Clark	60
1985	Roger Craig	92
1990	Jerry Rice	100
1996	Jerry Rice	108

RECEIVING CHAMPIONS (Touchdowns)

1953	Billy Wilson	10
1972	Gene Washington	12
1986	Jerry Rice	16
1987	Jerry Rice	22
1989	Jerry Rice	17
1990	Jerry Rice	13
1991	Jerry Rice	14
1993	Jerry Rice	16
1994	Jerry Rice	13
2001	Terrell Owens	16
2002	Terrell Owens	13
2009	Vernon Davis #	13

PUNTING CHAMPIONS (Based on Average)

1962	Tommy Davis	45.6
2011	Andy Lee	50.9

SCORING

1952	Gordie Soltau	94
1953	Gordie Soltau	114
1984	Ray Wersching	131
1987	Jerry Rice	138
1989	Mike Cofer	136
2011	David Akers	166*

KICKOFF RETURNS (Based on Average)

1953	Joe Arenas	34.4
1959	Abe Woodson	29.4
1962	Abe Woodson	31.3
1963	Abe Woodson	32.2

FIELD GOALS MADE

1960	Tommy Davis	19
2011	David Akers	44*

PUNT RETURNS (Based on Yards)

1960	Abe Woodson	174
1988	John Taylor	556

INTERCEPTIONS

1960	Dave Baker	10
1986	Ronnie Lott	10
2003	Tony Parrish	9#

*NFL Record #Shared NFL Lead

ROOKIE SEASON RECORDS

RUSHING ATTEMPTS

No	Att	Player	Year
1.	191	Vic Washington	1971
2.	189	Ken Willard	1965
3.	174	Wilbur Jackson	1974
4.	171	Earl Cooper	1980
5.	129	John H. Johnson	1954
6.	127	Frank Gore	2005
7.	125	Kevan Barlow	2001
8.	109	Don Lisbon	1963
9.	98	Hugh McElhenny	1952
10.	96	Billy Kilmer	1961

RUSHING YARDS

No	Yds	Player	Year
1.	811	Vic Washington	1971
2.	778	Ken Willard	1965
3.	725	Roger Craig	1983
4.	720	Earl Cooper	1980
5.	705	Wilbur Jackson	1974
6.	684	Hugh McElhenny	1952
7.	681	John H. Johnson	1954
8.	608	Frank Gore	2005
9.	512	Kevan Barlow	2001
10.	509	Billy Kilmer	1961

RUSHING TOUCHDOWNS

No	TD	Player	Year
1.	10	Billy Kilmer	1961
2.	9	John H. Johnson	1954
3.	8	Roger Craig	1983
4.	6	Hugh McElhenny	1952
6.	6	William Floyd	1994
6.	5	Ken Willard	1965
5.	5	Dicky Moegle	1955
8.	4	Carlos Hyde	2014
4.	4	Kevan Barlow	2001
10.	3	Frank Gore	2005
3.	3	Earl Cooper	1980
3.	3	Delvin Williams	1974
3.	3	Vic Washington	1971
3.	3	J.D. Smith	1958

RECEPTIONS

No	Rec	Player	Year
1.	83	Earl Cooper	1980
2.	51	Gene Washington	1969
3.	49	Jerry Rice	1985
4.	48	Michael Crabtree	2009
4.	48	Roger Craig	1983
6.	40	Eric Johnson	2001
7.	38	J.J. Stokes	1995
8.	36	Dave Parks	1964
8.	36	Vic Washington	1971
10.	35	Terrell Owens	1996

RECEIVING YARDS

No	Yds	Player	Year
1.	927	Jerry Rice	1985
2.	711	Gene Washington	1969
3.	703	Dave Parks	1964
4.	625	Michael Crabtree	2009
5.	567	Earl Cooper	1980
6.	520	Terrell Owens	1996
7.	517	J.J. Stokes	1995
8.	402	Alex Loyd	1950
9.	395	R.C. Owens	1957
10.	367	Hugh McElhenny	1952

RECEIVING TOUCHDOWNS

No	TD	Player	Year
1.	8	Dave Parks	1964
2.	5	Jimmy Thomas	1969
	5	R.C. Owens	1957
4.	4	Terrell Owens	1996
4.	4	J.J. Stokes	1995
4.	4	Roger Craig	1983
4.	4	Earl Cooper	1980
4.	4	Vic Washington	1971
4.	4	Ken Willard	1965
4.	4	Carroll Hardy	1955

PASSES COMPLETED

No	Comp	Player	Year
1.	88	Tom Owen	1974
2.	84	Alex Smith	2005
3.	38	Earl Morrall	1956
4.	23	Steve Spurrier	1967
	23	George Mira	1964
6.	21	Jim Druckenmiller	1997
	21	Scott Bull	1976
	21	Dennis Morrison	1975
9.	19	Billy Kilmer	1961
10.	13	Joe Montana	1979

PASSING YARDS

No	Yds	Player	Year
1.	1,327	Tom Owen	1974
2.	875	Alex Smith	2005
3.	621	Earl Morrall	1956
4.	331	George Mira	1964
5.	286	Billy Kilmer	1961
6.	252	Scott Bull	1976
7.	239	Jim Druckenmiller	1997
8.	227	Dennis Morrison	1974
9.	211	Steve Spurrier	1967
10.	160	John Brodie	1957

PASSING TOUCHDOWNS

No	TD	Player	Year
1.	10	Tom Owen	1974
2.	2	Scott Bull	1976
	2	George Mira	1964
	2	John Brodie	1957
5.	1	Alex Smith	2005
	1	Jim Druckenmiller	1997
	1	Bill Musgrave	1991
	1	Joe Montana	1979
	1	Dennis Morrison	1974
	1	Bob Waters	1960
	1	Earl Morrall	1956

PASSES ATTEMPTED

No	Att	Player	Year
1.	184	Tom Owen	1974
2.	165	Alex Smith	2005
3.	78	Earl Morrall	1956
4.	53	George Mira	1964
5.	52	Jim Druckenmiller	1997
6.	51	Dennis Morrison	1974
7.	50	Steve Spurrier	1967
8.	48	Scott Bull	1976
9.	34	Billy Kilmer	1961
10.	23	Joe Montana	1979

PASSES INTERCEPTED

No	INT	Player	Year
1.	15	Tom Owen	1974
2.	11	Alex Smith	2005
3.	7	Steve Spurrier	1967
4.	6	Earl Morrall	1956
5.	5	Dennis Morrison	1974
	5	George Mira	1964
7.	4	Jim Druckenmiller	1997
	4	Scott Bull	1976
	4	Billy Kilmer	1961
10.	3	John Brodie	1957

PUNT RETURNS

No	Ret	Player	Year
1.	47	R.W. McQuarters	1998
2.	38	Don Griffin	1986
3.	35	Anthony Leonard	1976
4.	23	Bruce Ellington	2014
5.	22	Brandon Williams	2006
	22	Ralph McGill	1997
7.	21	Vinny Sutherland	2001
	21	Joe Arenas	1951

PUNT RETURN YARDS

No	Yds	Player	Year
1.	406	R.W. McQuarters	1998
2.	377	Don Griffin	1986
3.	293	Anthony Leonard	1976
4.	284	Hugh McElhenny	1952
5.	272	Joe Arenas	1951
6.	219	Ralph McGill	1972

PUNT RETURN TOUCHDOWNS

No	TD	Player	Year
1.	1	Otis Amey	2005
	1	R.W. McQuarters	1998
	1	Don Griffin	1986
	1	Dana McLemore	1982
	1	Anthony Leonard	1976
	1	Manfred Moore	1974
	1	Hugh McElhenny	1952

PUNTING ATTEMPTS

No	Att	Player	Year
1.	96	Andy Lee	2004
2.	91	Bradley Pinion	2015
3.	79	Tom Wittum	1973
4.	78	Barry Helton	1988
5.	77	Jim Miller	1980

PUNTING YARDS

No	Yds	Player	Year
1.	3,990	Andy Lee	2004
2.	3,969	Bradley Pinion	2015
3.	3,455	Tom Wittum	1973
4.	3,152	Jim Miller	1980
5.	3,069	Barry Helton	1988

PUNTING AVERAGE*

No	Avg	Player	Year
1.	45.7	Tommy Davis	1959
4.	43.7	Tom Wittum	1973
3.	43.6	Bradley Pinion	2015
4.	41.6	Andy Lee	2004
5.	40.9	Jim Miller	1980

*minimum of 20 punts

ROOKIE SEASON RECORDS (CONT.)

KICKOFF RETURNS			
No	Ret	Player	Year
1.	50	Vinny Sutherland	2001
2.	41	James Owens	1979
3.	41	Dexter Carter	1971
4.	33	Vic Washington	1990
5.	26	Rasheed Marshall	2005
	26	Anthony Leonard	1976
7.	24	Bruce Ellington	2014

INTERCEPTIONS			
No	INT	Player	Year
1.	7	Ronnie Lott	1981
2.	6	Tim McKyer	1986
	6	Dicky Moegle	1955
4.	5	Kermit Alexander	1963
	5	Jimmy Johnson	1961
	5	Dave Baker	1959
	5	Fred Bruney	1953
	5	Jim Powers	1950

TOTAL TOUCHDOWNS			
No	TD	Player	Year
1.	12	Roger Craig	1983
2.	10	Billy Kilmer	1961
	10	Hugh McElhenny	1952
4.	9	Earl Cooper	1980
	9	Ken Willard	1965
	9	John H. Johnson	1954

KICKOFF RETURN YARDS			
No	Yds	Player	Year
1.	1,140	Vinny Sutherland	2001
2.	1,002	James Owens	1979
3.	858	Vic Washington	1971
4.	783	Dexter Carter	1990
5.	614	Bruce Ellington	2014
6.	553	Anthony Leonard	1976

INTERCEPTION RETURN YARDS			
No	Yds	Player	Year
1.	138	Alvin Randolph	1967
2.	117	Ronnie Lott	1981
3.	116	Jimmy Johnson	1961
4.	81	Todd Shell	1984
5.	77	Rex Berry	1951

TOTAL POINTS			
No	Pts	Player	Year
1.	105	Doug Brien	1994
2.	103	Wade Richey	1997
3.	72	Roger Craig	1983

KICKOFF RETURN TOUCHDOWNS			
No	TD	Player	Year
1.	1	Amos Lawrence	1981
	1	James Owens	1979
	1	Dave Williams	1977

INTERCEPTION RETURN TOUCHDOWNS			
No	TD	Player	Year
1.	3	Ronnie Lott	1981
2.	1	Dontae Johnson	2014
	1	Tim McKyer	1986
	1	Bill Belk	1968
	1	Alvin Randolph	1966

SACKS			
No	Sacks	Player	Year
1.	14.0	LB Aldon Smith	2011
2.	12.0	LB Charles Haley	1986
3.	10.5	DT Dana Stubblefield	1993
4.	6.5	DE Andre Carter	2001
5.	6.0	DT DeForest Buckner	2016
	6.0	LB Aaron Lynch	2014

ROOKIE SINGLE GAME RECORDS

RUSHING YARDS				
No	Yds	Player	Date	Opp.
1.	170	Hugh McElhenny	10/5/52	Dal.
2.	134	Amp Lee	12/13/92	Min.
3.	131	Billy Kilmer	10/8/61	LA Rams
4.	125	Vic Washington	11/28/71	NYJ
5.	124	Dexter Carter	12/17/90	LA Rams
	124	John H. Johnson	11/20/54	Pit.
7.	118	Jimmy Thomas	12/6/69	Chi.
8.	108	Frank Gore	1/1/06	Hou.
9.	100	Ricky Watters	9/6/92	NYG

TOTAL TOUCHDOWNS				
No	TD	Player	Date	Opp.
1.	4	Billy Kilmer	10/15/61	Min.
2.	3	Roger Craig	12/4/83	TB

RUSHING TOUCHDOWNS				
No	TD	Player	Date	Opp.
1.	4	Billy Kilmer	10/15/61	Min.
2.	3	Ricky Watters	10/18/92	Atl.
	3	Roger Craig	12/4/83	TB

PUNT RETURN YARDS				
No	Yds	Player	Date	Opp.
1.	141	Anthony Leonard	10/17/76	NO
2.	133	Bruce Taylor	11/15/70	Houston
3.	125	Dana McLemore	1/2/83	LA Rams
4.	122	Hugh McElhenny	10/19/52	Chi.
5.	109	Ralph McGill	10/29/72	Atl.

RECEPTIONS				
No	REC	Player	Date	Opp.
1.	10	Jerry Rice	12/9/85	LA Rams
	10	Earl Cooper	9/7/80	NO
3.	9	Earl Cooper	9/14/80	StL
4.	8	Earl Cooper	10/26/80	TB
	8	Earl Cooper	10/19/80	LA Rams
	8	Monty Stickles	9/25/60	NYG

KICKOFF RETURN YARDS				
No	Yds	Player	Date	Opp.
1.	179	Vic Washington	11/14/71	NO
2.	172	LaMichael James	12/23/12	Sea.
3.	163	Jamal Willis	10/15/95	Ind.
4.	159	Doug Cunningham	10/22/67	NO
5.	147	Dana McLemore	12/2/82	LA Rams
	147	Vinny Sutherland	11/18/01	Car.

RECEIVING YARDS				
No	Yds	Player	Date	Opp.
1.	241	Jerry Rice	12/9/85	LA Rams
2.	146	Dave Parks	10/25/64	Min.
3.	131	Aaron Thomas	11/19/61	Chi.
4.	125	Clyde Conner	12/8/56	GB
5.	123	Monty Stickles	9/25/60	NYG

INTERCEPTIONS				
No	INT	Player	Date	Opp.
1.	2	Chris Borland	11/16/14	NYG
	2	Tim McKyer	12/19/86	LA Rams
	2	Ronnie Lott	10/11/81	Det.
	2	Carlton Williamson	11/29/81	NYG
	2	Ricky Churchman	11/30/80	NE
	2	Jimmy Johnson	11/5/61	Det.
	2	Dicky Moegle	10/23/55	Chi.
	2	Rex Berry	10/21/51	Chi.
	2	Jimmy Powers	10/22/50	Det.

ROOKIE HIGHLIGHTS

LONG RUNS FROM SCRIMMAGE

No	Yds	Player	Opp.	Date
1.	89t	Hugh McElhenny	at Dal.	10/5/52
2.	82t	Hugh McElhenny	vs. Dal.	10/26/52
3.	75t	Jimmy Thomas	vs. Chi.	12/6/69
4.	74t	Dexter Carter	at Atl.	10/14/90
5.	72t	Frank Gore	at Was.	10/23/05

LONG RECEPTIONS

No	Yds	Player	Opp.	Date
1.	83t	Dave Parks	at LA Rams	10/18/64
2.	80t	Dave Parks	vs. Min.	10/25/64
3.	79t	Dave Parks	at Min.	11/8/64
4.	78	Keith Henderson	vs. Atl.	11/12/89
	78t	Carroll Hardy	vs. Det.	10/30/55

LONG PUNTS

No	Yds	Player	Opp.	Date
1.	86	Larry Barnes	vs. Chi.	9/29/57
2.	81	Andy Lee	at TB	11/21/04
3.	71	Tommy Davis	vs. Chi.	10/25/59
4.	70	Chad Stanley	at Jac.	9/12/99
5.	65	Jim Miller	at NYJ	9/21/80

LONG PUNT RETURNS

No	Yds	Player	Opp.	Date
1.	94t	Hugh McElhenny	vs. Chi.	10/16/52
2.	93t	Dana McLemore	vs. LA Rams	1/2/83
3.	88t	Manfred Moore	vs. Atl.	11/24/74
4.	76t	Don Griffin	vs. Atl.	11/23/86
	76	Bruce Taylor	at Chi.	11/8/70

LONG KICKOFF RETURNS

No	Yds	Player	Opp.	Date
1.	94	Doug Cunningham	vs. NO	11/22/67
2.	92t	Amos Lawrence	vs. LA Rams	11/22/81
3.	85t	James Owens	vs. Den.	11/18/79
4.	80t	Dave Williams	at Min.	12/4/77
5.	74	Vic Washington	vs. NE	10/31/71

LONG RETURNS OF FIELD GOAL ATTEMPTS

No	Yds	Player	Opp.	Date
1.	92t	Bruce Taylor	at NO	12/13/70
2.	62t	Johnny Jackson	at Dal.	10/15/89

LONG COMPLETIONS

No	Yds	Player	Opp.	Date
1.	79t	George Mira	at Min.	11/8/64
2.	68t	Tom Owen	at Chi.	11/17/74
3.	53t	Tom Owen	vs. Atl.	11/24/74
4.	50t	Harry Sydney	vs. NO	11/15/87
	50	Jim Powers	at Det.	10/8/50

LONG INTERCEPTION RETURNS

No	Yds	Player	Opp.	Date
1.	94t	Alvin Randolph	vs. Chi.	12/11/66
2.	70t	Jason Webster	vs. Atl.	11/19/00
	70	Bruce Taylor	vs. GB	11/1/70
4.	63	Jimmy Johnson	vs. GB	12/10/61
5.	53t	Todd Shell	at NO	11/25/84

LONG FIELD GOALS

No	Yds	Player	Opp.	Date
1.	54	Steve Mike-Mayer	at LA Rams	11/9/75
2.	52	Jose Cortez	vs. StL	9/23/01
3.	49	Jose Cortez	at NYJ	10/1/01
4.	48	Doug Brien	at NO	11/28/94
5.	47	Doug Brien	at LA Rams	9/18/94

LONG FUMBLE RETURNS

No	Yds	Player	Opp.	Date
1.	75t	Derrick Johnson	at Arz.	10/2/05
2.	34	Eric Davis	at LA Rams	12/17/90
3.	18	Ed Pine	at Min.	12/2/62
4.	17	Jamie Winborn	at NO	1/6/02
5.	16	Jack Capple	vs. Min.	10/24/65

100-YARD RUSHING GAMES

Player	Game(s)	Yards (Att-Lg-TD)	
1. Hugh McElhenny	at Dal. Texans (10/5/52)	170 (7-89t-1)	
2. Joe Perry**	vs. Bal. (10/29/50)	142 (16-49-0)	
3. Joe Perry**	vs. GB (12/10/50)	135 (9-78t-1)	
4. Amp Lee	at Min. (12/13/92)	134 (23-43-1)	
5. Billy Kilmer	vs. LA Rams (10/8/61)	131 (19-26-2)	
6. Vic Washington	at NYJ (11/28/71)	125 (27-20-1)	
7. Dexter Carter	at LA Rams (12/17/90)	124 (13-74t-1)	
	John Henry Johnson	at Pit. (11/20/54)	124 (17-24t-1)
9. Jimmy Thomas	vs. Chi. (12/6/69)	118 (6-75t-1)	
10. Billy Kilmer	at Min. (10/15/61)	115 (20-21-4)	
11. Ken Willard	at Min. (11/28/65)	113 (18-21-0)	
12. Frank Gore	vs. Hou. (1/1/06)	108 (25-28-0)	
	Joe Arenas	vs. GB (12/9/51)	108 (12-14-2)
14. Billy Kilmer	at Det. (10/1/61)	103 (16-31-2)	
	Hugh McElhenny	at Chi. (10/19/52)	103 (12-25t-2)

**Player who was in his 1st NFL season, but had previous pro experience.

100-YARD RECEIVING GAMES

Player	Game(s)	Yards (Rec-TD)	
1. Jerry Rice	vs. LA Rams (12/9/85)	241 (10-1)	
2. Dave Parks	vs. Min. (10/25/64)	146 (5-1)	
3. Aaron Thomas	vs. Chi. (11/19/61)	131 (3-2)	
4. Clyde Conner	vs. GB (12/8/56)	125 (7-1)	
5. Monty Stickles	vs. NYG (9/25/60)	123 (8-0)	
6. Carroll Hardy	at GB (11/20/55)	122 (4-2)	
7. Bernie Casey	vs. GB (12/10/61)	118 (5-1)	
	Hugh McElhenny	at NYG (11/9/52)	118 (4-0)
9. Dave Parks	at LA Rams (10/18/64)	112 (3-1)	
10. Jerry Rice	vs. Dal. (12/22/85)	111 (7-0)	
11. Terrell Owens	vs. Car. (12/8/96)	110 (5-1)	
12. J.J. Stokes	at Atl. (12/24/95)	106 (5-1)	
	Alyn Beals**	vs. LA Rams (10/1/50)	106 (7-0)
14. Don Lisbon	vs. Dal. (11/10/63)	102 (5-2)	
	Alex Loyd	at Cle. (11/12/50)	102 (5-0)

**Player who was in his 1st NFL season, but had previous pro experience.

CAREER 100/300 YARD GAMES

CAREER 100-YARD RUSHING GAMES

No	Player	W-L-T
39	Frank Gore	31-8-0
20	Joe Perry	16-4-0
16	Garrison Hearst	15-1-0
14	Roger Craig	11-3-0
12	Hugh McElhenny	8-4-0
12	J.D. Smith	7-5-0
10	Wendell Tyler	8-2-0
10	Delvin Williams	5-5-0
9	Ricky Watters	8-1-0
9	Ken Willard	5-3-1
6	Charlie Garner	3-3-0
5	Kevan Barlow	2-3-0
4	Billy Kilmer	4-0-0
3	Wilbur Jackson	2-1-0
3	Paul Hofer	0-3-0
3	Carlos Hyde	1-2-0
2	Joe Cribbs	2-0-0
2	Larry Schreiber	2-0-0
2	Maurice Hicks	2-0-0
2	C.R. Roberts	2-0-0
2	Colin Kaepernick	0-2-0
1	Joe Arenas	1-0-0
1	Dexter Carter	1-0-0
1	Lenvil Elliott	1-0-0
1	Keith Henderson	1-0-0
1	John Henry Johnson	1-0-0
1	Terry Kirby	1-0-0
1	Amp Lee	1-0-0
1	Gary Lewis	1-0-0
1	Verl Lillywhite	1-0-0
1	Lawrence Phillips	1-0-0
1	Jimmy Thomas	1-0-0
1	Vic Washington	1-0-0
1	Brian Westbrook	1-0-0
1	O.J. Simpson	0-1-0
1	Steve Young	0-1-0
200		147-52-1

CAREER 300-YARD PASSING GAMES

No	Player	W-L-T
35	Joe Montana	26-9-0
28	Steve Young	21-7-0
14	Jeff Garcia	5-9-0
6	John Brodie	4-1-1
6	Colin Kaepernick	4-2-0
5	Y.A. Tittle	4-1-0
5	Steve DeBerg	0-5-0
3	Elvis Grbac	2-1-0
3	Alex Smith	1-2-0
2	Steve Bono	2-0-0
2	Blaine Gabbert	1-1-0
2	Jeff Kemp	1-1-0
2	Steve Spurrer	0-2-0
1	Troy Smith	1-0-0
1	Tim Rattay	1-0-0
1	George Mira	1-0-0
1	Tom Owen	1-0-0
1	J.T. O'Sullivan	1-0-0
1	Shaun Hill	0-1-0
1	Mike Moroski	0-1-0
120		76-43-1

CAREER 100-YARD RECEIVING GAMES

No	Player	W-L-T
66	Jerry Rice	46-20-0
25	Terrell Owens	15-10-0
17	Gene Washington	11-5-1
16	Dwight Clark	11-5-0
12	John Taylor	10-2-0
11	Freddie Solomon	5-6-0
11	Dave Parks	2-8-1
10	Gordie Soltau	5-5-0
10	Billy Wilson	4-4-2
10	Bernie Casey	3-5-2
9	Vernon Davis	4-5-0
8	R.C. Owens	5-2-1
8	Michael Crabtree	5-3-0
5	Monty Stickles	3-2-0
5	Anquan Boldin	4-1-0
4	Paul Hofer	2-2-0
4	J.J. Stokes	2-2-0
3	Garrison Hearst	2-1-0
3	Dick Witcher	2-1-0
3	Clifton McNeil	1-2-0
3	Ted Kwalick	0-2-1
3	Brandon Lloyd	0-3-0
2	Clyde Conner	2-0-0
2	Roger Craig	2-0-0
2	J.R. Boone	1-1-0
2	Isaac Bruce	1-1-0
2	Antonio Bryant	1-1-0
2	John David Crow	1-1-0
2	Eric Johnson	1-1-0
2	Hugh McElhenny	1-1-0
1	Danny Abramowicz	1-0-0
1	Jimmy Johnson	1-0-0
1	Brent Jones	1-0-0
1	Don Lisbon	1-0-0
1	Willie McGee	1-0-0
1	Jeff Moore	1-0-0
1	Renaldo Nehemiah	1-0-0
1	Ted Popson	1-0-0
1	Tom Rathman	1-0-0
1	J.D. Smith	1-0-0
1	Aaron Thomas	1-0-0
1	Ricky Watters	1-0-0
1	Mike Wilson	1-0-0
1	Arnaz Battle	0-1-0
1	Alyn Beals	0-1-0
1	Jimmy Cason	0-1-0
1	Curtis Conway	0-1-0
1	Charlie Garner	0-1-0
1	Frank Gore	0-1-0
1	Carroll Hardy	0-1-0
1	Jeremy Kerley	0-1-0
1	Alex Loyd	0-1-0
1	Joshua Morgan	0-1-0
1	Quinton Patton	0-1-0
1	Joe Perry	0-1-0
1	Mike Sherrard	0-1-0
1	Torrey Smith	0-1-0
1	Jimmy Thomas	0-1-0
1	Cedrick Wilson	0-1-0
291		165-118-8

49ERS 300-YARD PASSERS

398 – Colin Kaepernick vs. NO	11/6/16 (24 of 39)
354 – Blaine Gabbert vs. StL	1/3/16 (28 of 44)
318 – Blaine Gabbert vs. Arz.	11/29/15 (25 of 36)
340 – Colin Kaepernick vs. Bal.	10/18/15 (16 of 27)
335 – Colin Kaepernick at Pit.	9/20/15 (33 of 46)
343 – Colin Kaepernick at StL	10/13/14 (22 of 36)
310 – Colin Kaepernick at Arz.	12/29/13 (21 of 34)
412 – Colin Kaepernick vs. GB	9/8/13 (27 of 39)
303 – Alex Smith vs. Buf.	10/7/12 (18 of 24)
356 – Troy Smith vs. StL	11/14/10 (17 of 28)
309 – Alex Smith vs. Phi.	10/10/10 (25 of 39)
310 – Alex Smith at Sea.	12/6/09 (27 of 45)
303 – Shaun Hill at Dal.	11/23/08 (21 of 33)
321 – J.T. O’Sullivan at Sea.	9/14/08 (20 of 32)
417 – Tim Rattay vs. Arz.	10/10/04 (38 of 57)
344 – Jeff Garcia at Cin.	12/14/03 (26 of 33)
337 – Jeff Garcia at SD	11/17/02 (25 of 43)
305 – Jeff Garcia at Car.	11/18/01 (34 of 54)
332 – Jeff Garcia at Atl.	10/14/01 (27 of 41)
335 – Jeff Garcia vs. Atl.	9/9/01 (26 of 40)
402 – Jeff Garcia vs. Chi.	12/17/00 (36 of 44)
305 – Jeff Garcia vs. NO	12/10/00 (25 of 38)
323 – Jeff Garcia at SD	12/3/00 (18 of 32)
307 – Jeff Garcia at Car.	10/22/00 (25 of 39)
336 – Jeff Garcia at GB	10/15/00 (27 of 42)
336 – Jeff Garcia vs. Oak.	10/8/00 (28 of 41)
373 – Jeff Garcia at Atl.	1/3/00 (26 of 34)
303 – Jeff Garcia at Car.	12/18/99 (29 of 46)
437 – Jeff Garcia at Cin.	12/5/99 (33 of 49)
342 – Steve Young at Atl.	11/15/98 (21 of 40)
331 – Steve Young vs. Ind.	10/18/98 (33 of 51)
309 – Steve Young at NO	10/11/98 (21 of 40)
329 – Steve Young at Buf.	10/4/98 (23 of 38)
387 – Steve Young vs. Atl.	9/27/98 (28 of 39)
303 – Steve Young at Was.	9/14/98 (21 of 32)
363 – Steve Young vs. NYJ	9/6/98 (26 of 46)
336 – Steve Young vs. Atl.	9/21/97 (17 of 24)
393 – Steve Young vs. Car.	12/8/96 (27 of 41)
316 – Steve Young at Atl.	12/24/95 (31 of 44)
425 – Steve Young vs. Min.	12/18/95 (30 of 49)
336 – Steve Young at Car.	12/10/95 (31 of 45)
382 – Elvis Grbac at Mia.	11/20/95 (31 of 41)
305 – Elvis Grbac at Dal.	11/12/95 (20 of 30)
327 – Elvis Grbac at Car.	11/5/95 (26 of 37)
348 – Steve Young at Det.	9/25/95 (27 of 44)
331 – Steve Young vs. Atl.	9/10/95 (27 of 40)
350 – Steve Young vs. Den.	12/17/94 (20 of 29)
304 – Steve Young at SD	12/11/94 (25 of 32)
325 – Steve Young vs. LA Rams	11/20/94 (30 of 44)
355 – Steve Young at LA Rams	9/18/94 (31 of 39)
308 – Steve Young vs. LA Raiders	9/5/94 (19 of 32)
354 – Steve Young at Det.	12/19/93 (17 of 23)
462 – Steve Young at LA Rams	11/28/93 (26 of 32)
311 – Steve Young at TB	11/14/93 (23 of 29)
342 – Steve Young vs. Phi.	11/29/92 (24 of 35)
399 – Steve Young vs. Atl.	10/18/92 (18 of 28)
449 – Steve Young vs. Buf.	9/13/92 (26 of 37)
338 – Steve Young vs. Chi.	12/23/91 (21 of 32)
347 – Steve Bono vs. NO	12/1/91 (27 of 41)
306 – Steve Bono at LA Rams	11/25/91 (18 of 33)

348 – Steve Young vs. Atl.	10/13/91 (22 of 38)
348 – Steve Young vs. SD	9/8/91 (26 of 36)
411 – Joe Montana at GB	11/4/90 (25 of 40)
476 – Joe Montana at Atl.	10/14/90 (32 of 49)
318 – Joe Montana at Hou.	10/7/90 (20 of 28)
398 – Joe Montana vs. Atl.	9/23/90 (24 of 36)
390 – Joe Montana vs. Was.	9/16/90 (29 of 44)
458 – Joe Montana at LA Rams	12/11/89 (30 of 42)
325 – Joe Montana vs. GB	11/19/89 (30 of 42)
302 – Joe Montana vs. NO	11/6/89 (22 of 31)
428 – Joe Montana at Phi.	9/24/89 (25 of 34)
302 – Joe Montana at Sea.	9/25/88 (20 of 29)
343 – Joe Montana vs. Atl.	9/18/88 (32 of 48)
308 – Joe Montana at GB	12/6/87 (26 of 35)
342 – Joe Montana vs. Cle.	11/29/87 (23 of 31)
304 – Joe Montana at TB	11/22/87 (29 of 45)
334 – Joe Montana vs. StL Cardinals	10/18/87 (31 of 39)
316 – Joe Montana at Pit.	9/13/87 (34 of 49)
441 – Joe Montana at Was.	11/17/86 (33 of 60)
332 – Mike Moroski at NO	11/2/86 (23 of 40)
359 – Jeff Kemp vs. Min.	10/12/86 (23 of 42)
332 – Jeff Kemp vs NO	9/21/86 (29 of 44)
356 – Joe Montana at TB	9/7/86 (32 of 46)
322 – Joe Montana vs. Dal.	12/22/85 (24 of 34)
354 – Joe Montana at NO	12/15/85 (25 of 38)
328 – Joe Montana vs. LA Rams	12/9/85 (26 of 36)
406 – Joe Montana at LA Rams	10/27/85 (22 of 30)
329 – Joe Montana at Atl.	10/6/85 (37 of 57)
301 – Joe Montana vs. Cin.	11/4/84 (27 of 42)
365 – Joe Montana at LA Rams	10/28/84 (21 of 31)
353 – Joe Montana at Hou.	10/21/84 (25 of 35)
381 – Joe Montana vs. Was.	9/10/84 (24 of 40)
358 – Joe Montana at LA Rams	10/23/83 (25 of 39)
316 – Joe Montana vs. LA Rams	10/9/83 (28 of 42)
341 – Joe Montana at StL Cardinals	9/18/83 (20 of 32)
356 – Joe Montana vs. SD	12/11/82 (31 of 46)
305 – Joe Montana vs. LA Rams	12/2/82 (26 of 37)
334 – Joe Montana vs. NO	11/28/82 (27 of 42)
408 – Joe Montana at StL Cardinals	11/21/82 (26 of 39)
336 – Joe Montana at Den.	9/19/82 (26 of 37)
345 – Steve DeBerg at Atl.	9/28/80 (32 of 51)
345 – Steve DeBerg vs. Atl.	12/16/79 (29 of 54)
348 – Steve DeBerg vs. Chi. Bears	10/28/79 (26 of 41)
306 – Steve DeBerg vs. Sea.	10/7/79 (31 of 40)
321 – Steve DeBerg at Hou.	9/17/78 (20 to 32)
316 – Tom Owen at Chi.	11/17/74 (15 of 26)
320 – Steve Spurrier vs. Min.	10/14/73 (31 of 48)
315 – Steve Spurrier at GB	11/5/72 (19 of 37)
317 – John Brodie at Chi.	11/8/70 (21 of 28)
356 – John Brodie at LAN	11/9/69 (25 of 42)
301 – John Brodie vs. GB	12/1/68 (24 of 39)
324 – George Mira at Atl.	12/10/67 (20 of 34)
327 – John Brodie at Chi.	11/13/66 (28 of 54)
328 – John Brodie vs. GB	12/10/61 (19 of 29)
322 – John Brodie vs. Chi.	11/19/61 (11 of 19)
316 – Y.A. Tittle at Det.	10/16/55 (15 of 31)
371 – Y.A. Tittle vs. Bal.	12/13/53 (29 of 44)
301 – Y.A. Tittle at LA Rams	11/8/53 (18 of 32)
304 – Y.A. Tittle vs. Chi.	11/1/53 (25 of 43)
341 – Y.A. Tittle at NYG	11/9/52 (16 of 29)

49ERS 100-YARD RUSHERS SINCE 1970

193 – Carlos Hyde vs. NYJ	12/11/16 (17 carries)	103 – Garrison Hearst vs. Mia.	12/16/01 (26 carries)
113 – Colin Kaepernick vs. Mia.	11/27/16 (10 carries)	124 – Garrison Hearst vs. Buf	12/2/01 (25 carries)
102 – Carlos Hyde at Sea.	9/25/16 (21 carries)	106 – Garrison Hearst at Ind.	11/25/01 (12 carries)
168 – Carlos Hyde vs. Min.	9/14/15 (26 carries)	145 – Garrison Hearst vs. NO	11/11/01 (17 carries)
144 – Frank Gore vs. Arz.	12/28/14 (25 carries)	102 – Charlie Garner vs. KC	11/12/00 (25 carries)
158 – Frank Gore vs. SD	12/20/14 (26 carries)	109 – Charlie Garner vs. Oak.	10/8/00 (24 carries)
151 – Colin Kaepernick vs. SD	12/20/14 (7 carries)	201 – Charlie Garner at Dal.	9/24/00 (36 carries)
107 – Frank Gore vs. KC	10/5/14 (18 carries)	129 – Charlie Garner vs. Was	12/26/99 (16 carries)
119 – Frank Gore vs. Phi.	9/28/14 (24 carries)	107 – Charlie Garner vs. Atl.	12/12/99 (26 carries)
110 – Frank Gore vs. Sea.	12/8/13 (17 carries)	166 – Charlie Garner vs. Pit	11/7/99 (20 carries)
101 – Frank Gore vs. Arz.	10/13/13 (25 carries)	102 – Lawrence Phillips at Arz.	9/27/99 (9 carries)
153 – Frank Gore at StL	9/26/13 (20 carries)	107 – Garrison Hearst at NE	12/20/98 (27 carries)
131 – Frank Gore vs. Sea.	10/18/12 (16 carries)	198 – Garrison Hearst vs. Det.	12/14/98 (24 carries)
106 – Frank Gore vs. Buf.	10/7/12 (14 carries)	139 – Garrison Hearst at Car.	12/6/98 (20 carries)
112 – Frank Gore at GB	9/9/12 (16 carries)	166 – Garrison Hearst vs. NYG	11/30/98 (20 carries)
107 – Frank Gore at Was.	11/6/11 (19 carries)	138 – Garrison Hearst at Was	9/14/98 (22 carries)
134 – Frank Gore vs. Cle.	10/30/11 (31 carries)	187 – Garrison Hearst vs. NYJ	9/6/98 (20 carries)
141 – Frank Gore at Det.	10/16/11 (15 carries)	104 – Garrison Hearst vs. Dal.	11/2/97 (22 carries)
125 – Frank Gore vs. TB	10/9/11 (20 carries)	105 – Garrison Hearst at Atl.	10/19/97 (18 carries)
127 – Frank Gore at Phi.	10/2/11 (15 carries)	141 – Garrison Hearst at Car.	9/29/97 (28 carries)
136 – Brian Westbrook at Arz.	11/29/10 (23 carries)	105 – Terry Kirby at Atl.	12/2/96 (12 carries)
118 – Frank Gore vs. Den. (London)	10/31/10 (29 carries)	105 – Ricky Watters at NO	11/28/94 (26 carries)
102 – Frank Gore at Car.	10/24/10 (19 carries)	103 – Ricky Watters vs. TB	10/23/94 (14 carries)
149 – Frank Gore vs. Oak.	10/17/10 (25 carries)	116 – Ricky Watters vs. NO	11/22/93 (16 carries)
112 – Frank Gore vs. NO	9/20/10 (20 carries)	135 – Ricky Watters at NO	9/26/93 (25 carries)
107 – Frank Gore at StL	1/3/10 (23 carries)	112 – Ricky Watters vs. Atl.	9/19/93 (19 carries)
107 – Frank Gore at Phi.	12/20/09 (16 carries)	134 – Amp Lee at Min.	12/13/92 (23 carries)
167 – Frank Gore vs. Arz.	12/14/09 (25 carries)	163 – Ricky Watters at LA Rams	11/22/92 (26 carries)
104 – Frank Gore vs. Chi.	11/12/09 (25 carries)	115 – Ricky Watters vs. NO	11/15/92 (21 carries)
207 – Frank Gore vs. Sea.	9/20/09 (16 carries)	104 – Ricky Watters at NE	10/11/92 (19 carries)
106 – Frank Gore vs. StL	11/16/08 (18 carries)	100 – Ricky Watters at NYG	9/6/92 (13 carries)
101 – Frank Gore vs. Phi.	10/12/08 (19 carries)	104 – Keith Henderson vs. Det.	10/20/91 (20 carries)
130 – Frank Gore vs. Det.	9/21/08 (27 carries)	102 – Steve Young vs. NO	12/23/90 (8 carries)
138 – Frank Gore vs. Cin.	12/15/07 (29 carries)	124 – Dexter Carter at LA Rams	12/17/90 (13 carries)
116 – Frank Gore at Arz.	11/25/07 (21 carries)	105 – Roger Craig vs. Buf.	12/17/89 (25 carries)
153 – Frank Gore at Den.	12/31/06 (31 carries)	109 – Roger Craig vs. Atl.	11/12/89 (17 carries)
144 – Frank Gore at Sea.	12/14/06 (29 carries)	131 – Roger Craig at Ind.	9/10/89 (24 carries)
130 – Frank Gore vs. GB	12/10/06 (18 carries)	115 – Roger Craig vs. NO	12/11/88 (22 carries)
134 – Frank Gore at StL	11/26/06 (21 carries)	103 – Roger Craig at Atl.	12/4/88 (23 carries)
212 – Frank Gore vs. Sea.	11/19/06 (24 carries)	162 – Roger Craig at Phx.	11/6/88 (26 carries)
159 – Frank Gore at Det.	11/12/06 (22 carries)	190 – Roger Craig at LA Rams	10/16/88 (22 carries)
111 – Frank Gore at Chi.	10/29/06 (12 carries)	143 – Roger Craig vs. Den.	10/9/88 (26 carries)
134 – Frank Gore vs. Oak.	10/8/06 (27 carries)	107 – Roger Craig at Sea.	9/25/88 (21 carries)
127 – Frank Gore vs. StL	9/17/06 (29 carries)	110 – Roger Craig at NYG	9/11/88 (18 carries)
108 – Frank Gore vs. Hou	1/1/06 (25 carries)	104 – Roger Craig at LA Rams	11/1/87 (23 carries)
109 – Maurice Hicks at StL	12/24/05 (10 carries)	107 – Joe Cribbs at NE	12/14/86 (23 carries)
101 – Kevan Barlow vs. TB	10/30/05 (26 carries)	101 – Roger Craig vs. Atl.	11/23/86 (17 carries)
103 – Kevan Barlow at NE	1/2/05 (25 carries)	105 – Joe Cribbs vs. StL	11/9/86 (21 carries)
139 – Maurice Hicks at Arz.	12/12/04 (34 carries)	111 – Wendell Tyler vs. KC	11/17/85 (16 carries)
114 – Kevan Barlow at NO	9/19/04 (20 carries)	117 – Roger Craig at Den.	11/11/85 (22 carries)
154 – Kevan Barlow at Phi.	12/21/03 (30 carries)	107 – Wendell Tyler at Det.	10/20/85 (16 carries)
154 – Kevan Barlow vs. Arz.	12/7/03 (18 carries)	107 – Roger Craig vs. Atl.	9/15/85 (11 carries)
117 – Garrison Hearst vs. TB	10/19/03 (20 carries)	125 – Wendell Tyler at Min.	9/8/85 (21 carries)
124 – Garrison Hearst vs. Sea.	12/1/02 (31 carries)	117 – Wendell Tyler at NO	11/25/84 (15 carries)
116 – Garrison Hearst vs. StL	10/6/02 (13 carries)	108 – Wendell Tyler at Hou.	10/21/84 (23 carries)

49ERS 100-YARD RUSHERS SINCE 1970 (CONT.)

101 – Wendell Tyler at NYG	10/8/84 (14 carries)
113 – Wendell Tyler at Phi.	9/23/84 (21 carries)
102 – Wendell Tyler vs. TB	12/4/83 (16 carries)
108 – Wendell Tyler at StL	9/18/83 (18 carries)
107 – Wendell Tyler at Min.	9/8/83 (19 carries)
125 – Lenvil Elliot vs. NO	12/7/80 (20 carries)
147 – Paul Hofer at NO	11/11/79 (17 carries)
106 – Paul Hofer at Oak.	11/4/79 (13 carries)
104 – Paul Hofer vs. LA Rams	11/19/78 (20 carries)
108 – O.J. Simpson vs. Chi.	9/10/78 (27 carries)
107 – Delvin Williams at Min.	12/4/77 (27 carries)
190 – Wilbur Jackson vs. NO	11/27/77 (16 carries)
123 – Wilbur Jackson at NO	11/13/77 (22 carries)
110 – Delvin Williams at NO	11/13/77 (25 carries)
106 – Delvin Williams vs. Det.	10/23/77 (27 carries)

104 – Delvin Williams at SD	12/5/76 (26 carries)
156 – Wilbur Jackson vs. Min.	11/29/76 (30 carries)
153 – Delvin Williams vs. Min.	11/29/76 (20 carries)
180 – Delvin Williams vs. Was.	11/7/76 (23 carries)
194 – Delvin Williams at StL Cardinals	10/31/76 (34 carries)
121 – Delvin Williams at GB	9/12/76 (25 carries)
104 – Delvin Williams at Atl.	12/14/75 (10 carries)
106 – Delvin Williams vs. Chi.	11/16/75 (12 carries)
106 – Larry Schreiber vs. Atl.	11/24/74 (20 carries)
117 – Ken Willard vs. Phi.	12/2/73 (15 carries)
104 – Larry Schreiber vs. Bal.	11/12/72 (17 carries)
125 – Vic Washington at NYJ	11/28/71 (27 carries)
129 – Ken Willard at NYJ	11/28/71 (15 carries)
105 – Ken Willard vs. Cle.	9/27/70 (22 carries)

49ERS 100-YARD RECEIVERS SINCE 1970

106 – Quinton Patton vs. NO	11/6/16 (6 catches)	143 – Jerry Rice at Atl.	1/3/00 (6 catches)
102 – Jeremy Kerley vs. Arz.	10/6/16 (8 catches)	130 – J.J. Stokes at Atl.	1/3/00 (5 catches)
102 – Anquan Boldin vs. Bal.	10/18/15 (5 catches)	157 – Jerry Rice at Cin.	12/5/99 (9 catches)
107 – Anquan Boldin at NYG	10/11/15 (8 catches)	145 – Terrell Owens at Cin.	12/5/99 (9 catches)
120 – Torrey Smith at Pit.	9/20/15 (6 catches)	120 – Terrell Owens vs. StL	11/21/99 (6 catches)
137 – Anquan Boldin vs. Was.	11/23/14 (9 catches)	115 – Jerry Rice at NE	12/20/98 (5 catches)
103 – Stevie Johnson at Arz.	9/21/14 (9 catches)	140 – Terrell Owens vs. NYG	11/30/98 (5 catches)
149 – Anquan Boldin at Arz.	12/29/13 (9 catches)	103 – Garrison Hearst vs. NO	11/22/98 (4 catches)
102 – Michael Crabtree vs. Atl.	12/23/13 (5 catches)	169 – Jerry Rice at Atl.	11/15/98 (10 catches)
180 – Vernon Davis vs. Arz.	10/13/13 (8 catches)	120 – Terrell Owens at StL.	10/25/98 (5 catches)
208 – Anquan Boldin vs. GB	9/8/13 (13 catches)	110 – J.J. Stokes vs. Ind.	10/18/98 (9 catches)
172 – Michael Crabtree vs. Arz.	12/30/12 (8 catches)	162 – Jerry Rice vs. Atl.	9/27/98 (8 catches)
107 – Michael Crabtree at NE	12/16/12 (7 catches)	105 – Garrison Hearst vs. Atl.	9/27/98 (4 catches)
101 – Michael Crabtree at StL	12/2/12 (7 catches)	111 – J.J. Stokes vs. NYJ	9/6/98 (7 catches)
113 – Michael Crabtree vs. Buf.	10/7/12 (6 catches)	129 – Jerry Rice vs. Car.	12/8/96 (10 catches)
106 – Vernon Davis vs. Buf.	10/7/12 (5 catches)	110 – Terrell Owens vs. Car.	12/8/96 (5 catches)
118 – Vernon Davis at StL	1/1/12 (8 catches)	116 – Ted Popson vs. Cin.	10/20/96 (8 catches)
120 – Michael Crabtree vs. Arz.	11/20/11 (7 catches)	108 – Jerry Rice at StL	10/6/96 (7 catches)
114 – Vernon Davis at Cin.	9/25/11 (8 catches)	127 – Jerry Rice at Car.	9/22/96 (10 catches)
122 – Michael Crabtree at StL	12/26/10 (6 catches)	153 – Jerry Rice at Atl.	12/24/95 (12 catches)
106 – Joshua Morgan at SD	12/16/10 (7 catches)	106 – J.J. Stokes at Atl.	12/24/95 (5 catches)
126 – Vernon Davis at GB	12/5/10 (4 catches)	289 – Jerry Rice vs. Min.	12/18/95 (14 catches)
105 – Michael Crabtree vs. Phi.	10/10/10 (9 catches)	121 – Jerry Rice at Car.	12/10/95 (6 catches)
104 – Vernon Davis vs. Phi.	10/10/10 (5 catches)	149 – Jerry Rice at Mia.	11/20/95 (8 catches)
102 – Frank Gore at KC	9/26/10 (9 catches)	161 – Jerry Rice at Dal.	11/12/95 (5 catches)
111 – Vernon Davis at Sea.	12/6/09 (6 catches)	111 – Jerry Rice vs. Car.	11/5/95 (8 catches)
108 – Vernon Davis at GB	11/22/09 (6 catches)	108 – Jerry Rice vs. NO	10/29/95 (8 catches)
102 – Vernon Davis vs. Ten.	11/8/09 (10 catches)	181 – Jerry Rice at Det.	9/25/95 (11 catches)
125 – Isaac Bruce at Dal.	11/23/08 (8 catches)	167 – Jerry Rice vs. Atl.	9/10/95 (11 catches)
120 – Arnaz Battle at NO	9/28/08 (7 catches)	121 – Jerry Rice vs. Den.	12/17/94 (9 catches)
153 – Isaac Bruce at Sea.	9/14/08 (4 catches)	106 – Rickey Watters vs. Den.	12/17/94 (4 catches)
131 – Antonio Bryant vs. StL	9/17/06 (4 catches)	144 – Jerry Rice at SD	12/11/94 (12 catches)
114 – Antonio Bryant at Arz.	9/10/06 (4 catches)	165 – Jerry Rice vs. LA Rams	11/20/94 (16 catches)
119 – Brandon Lloyd vs. Sea.	11/20/05 (7 catches)	147 – Jerry Rice at LA Rams	9/18/94 (11 catches)
102 – Brandon Lloyd at Arz.	10/2/05 (7 catches)	103 – John Taylor at LA Rams	9/18/94 (7 catches)
142 – Brandon Lloyd vs. Dal.	9/25/05 (4 catches)	169 – Jerry Rice vs. LA Raiders	9/5/94 (7 catches)
101 – Cedrick Wilson vs. Car.	11/14/04 (5 catches)	132 – Jerry Rice at Det.	12/19/93 (4 catches)
162 – Eric Johnson vs. Arz.	10/10/04 (13 catches)	115 – John Taylor at Det.	12/19/93 (4 catches)
113 – Eric Johnson vs. StL	10/3/04 (10 catches)	105 – Jerry Rice at Atl.	12/11/93 (6 catches)
112 – Curtis Conway at NO	9/19/04 (8 catches)	166 – Jerry Rice at LA Rams	11/28/93 (8 catches)
127 – Terrell Owens at Cin.	12/14/03 (8 catches)	150 – John Taylor at LA Rams	11/28/93 (6 catches)
155 – Terrell Owens vs. Pit.	11/17/03 (8 catches)	172 – Jerry Rice at TB	11/14/93 (8 catches)
152 – Terrell Owens vs. TB	10/19/03 (6 catches)	155 – Jerry Rice vs. Phx.	10/24/93 (9 catches)
112 – Terrell Owens vs. Chi.	9/7/03 (7 catches)	118 – Jerry Rice vs. TB	12/19/92 (7 catches)
123 – Terrell Owens at Dal.	12/8/02 (12 catches)	133 – Jerry Rice vs. Phi.	11/29/92 (8 catches)
166 – Terrell Owens vs. Phi.	11/25/02 (13 catches)	183 – Jerry Rice vs. Atl.	10/18/92 (7 catches)
171 – Terrell Owens at SD	11/17/02 (7 catches)	159 – Mike Sherrard vs. Buf.	9/13/92 (6 catches)
191 – Terrell Owens at Oak.	11/3/02 (12 catches)	112 – John Taylor vs. Buf.	9/13/92 (5 catches)
132 – Terrell Owens vs. Arz.	10/27/02 (8 catches)	125 – Jerry Rice vs. Chi.	12/23/91 (5 catches)
116 – Terrell Owens at NO	1/6/02 (2 catches)	113 – John Taylor at Sea.	12/8/91 (7 catches)
103 – Terrell Owens at Ind.	11/25/01 (6 catches)	154 – Jerry Rice vs. NO	12/1/91 (9 catches)
100 – Terrell Owens vs. NO	11/11/01 (8 catches)	121 – John Taylor at LA Rams	11/25/91 (6 catches)
125 – Terrell Owens vs. Det.	11/4/01 (9 catches)	127 – John Taylor at Atl.	11/3/91 (2 catches)
105 – Garrison Hearst at Chi.	10/28/01 (4 catches)	138 – Jerry Rice vs. Atl.	10/13/91 (7 catches)
183 – Terrell Owens at Atl.	10/14/01 (9 catches)	150 – Jerry Rice vs. SD	9/8/91 (9 catches)
118 – Terrell Owens vs. Car.	10/7/01 (8 catches)	118 – Jerry Rice at Min.	12/30/90 (9 catches)
283 – Terrell Owens vs. Chi.	12/17/00 (20 catches)	104 – Jerry Rice at LA Rams	12/17/90 (5 catches)
129 – Terrell Owens vs. NO	12/10/00 (6 catches)	101 – Jerry Rice at Cin.	12/9/90 (8 catches)
115 – Terrell Owens vs. StL	10/29/00 (8 catches)	147 – Jerry Rice at Dal.	11/11/90 (12 catches)
112 – Charlie Garner at Car.	10/22/00 (7 catches)	187 – Jerry Rice at GB	11/4/90 (6 catches)
176 – Terrell Owens vs. Oak.	10/8/00 (12 catches)	225 – Jerry Rice at Atl.	10/14/90 (13 catches)
108 – Terrell Owens at StL	9/17/00 (6 catches)	132 – John Taylor at Hou.	10/7/90 (4 catches)

49ERS 100-YARD RECEIVERS SINCE 1970 (CONT.)

171 – Jerry Rice vs. Atl.	9/23/90 (8 catches)	101 – Dwight Clark vs. Atl.	12/19/82 (8 catches)
125 – Brent Jones vs. Atl.	9/23/90 (5 catches)	135 – Dwight Clark vs. SD	12/11/82 (12 catches)
160 – John Taylor vs. Was.	9/16/90 (8 catches)	102 – Jeff Moore at LA Rams	12/2/82 (8 catches)
101 – Jerry Rice vs. Chi.	12/24/89 (4 catches)	103 – Dwight Clark at StL	11/21/82 (6 catches)
286 – John Taylor at LA Rams	12/11/89 (11 catches)	127 – Dwight Clark at Den.	9/19/82 (9 catches)
162 – John Taylor at Atl.	12/3/89 (5 catches)	109 – Freddie Solomon at Den.	9/19/82 (4 catches)
117 – Jerry Rice vs. NYG	11/27/89 (7 catches)	106 – Dwight Clark vs. LA Raiders	9/12/82 (6 catches)
106 – Jerry Rice vs. GB	11/19/89 (9 catches)	124 – Freddie Solomon at LA Rams	11/22/81 (5 catches)
112 – Jerry Rice vs. NE	10/22/89 (6 catches)	128 – Dwight Clark vs. Atl.	11/8/81 (7 catches)
103 – Tom Rathman vs. NE	10/22/89 (11 catches)	109 – Dwight Clark vs. LA Rams	10/25/81 (8 catches)
149 – Jerry Rice at NO	10/8/89 (7 catches)	135 – Dwight Clark vs. Dal.	10/11/81 (4 catches)
136 – John Taylor at Phi.	9/24/89 (6 catches)	113 – Freddie Solomon vs. Chi.	9/13/81 (5 catches)
164 – Jerry Rice at Phi.	9/24/89 (6 catches)	155 – Dwight Clark vs. NO	12/7/80 (6 catches)
122 – Jerry Rice at TB	9/17/89 (8 catches)	104 – Freddie Solomon at GB	11/9/80 (5 catches)
163 – Jerry Rice at Ind.	9/10/89 (6 catches)	148 – Dwight Clark at Dal.	10/12/80 (8 catches)
171 – Jerry Rice at SD	11/27/88 (6 catches)	132 – Freddie Solomon vs. Atl.	9/28/80 (5 catches)
105 – Jerry Rice vs. Was.	11/21/88 (3 catches)	135 – Paul Hofer vs. StL	9/14/80 (9 catches)
163 – Jerry Rice at Sea.	9/25/88 (6 catches)	114 – Paul Hofer at NO	9/7/80 (7 catches)
163 – Jerry Rice vs. Atl.	9/18/88 (8 catches)	130 – Paul Hofer at Atl.	12/16/79 (9 catches)
109 – Jerry Rice at NYG	9/11/88 (4 catches)	104 – Paul Hofer at NYG	10/14/79 (9 catches)
126 – Jerry Rice vs. Cle.	11/29/87 (7 catches)	144 – Freddie Solomon vs. NO	9/23/79 (8 catches)
103 – Jerry Rice at TB	11/22/87 (7 catches)	107 – Freddie Solomon at Min.	9/2/79 (4 catches)
108 – Jerry Rice vs. NO	11/15/87 (4 catches)	110 – Freddie Solomon at Hou.	9/17/78 (3 catches)
104 – Mike Wilson at Cin.	9/20/87 (7 catches)	130 – Gene Washington vs. Dal.	12/12/77 (5 catches)
106 – Jerry Rice at Pit.	9/13/87 (8 catches)	112 – Gene Washington vs. Det.	10/23/77 (4 catches)
204 – Jerry Rice at Was.	11/17/86 (12 catches)	104 – Willie McGee at Sea.	9/26/76 (5 catches)
156 – Jerry Rice vs. StL	11/9/86 (4 catches)	101 – Gene Washington at Phi.	11/30/75 (6 catches)
144 – Jerry Rice vs. Min.	10/12/86 (7 catches)	144 – Gene Washington at LA Rams	11/9/75 (5 catches)
172 – Jerry Rice vs. Ind.	10/5/86 (6 catches)	121 – Gene Washington at Dal.	11/10/74 (7 catches)
120 – Jerry Rice vs. NO	9/21/86 (7 catches)	133 – Ted Kwalick at Det.	11/4/73 (8 catches)
100 – Dwight Clark vs. NO	9/21/86 (7 catches)	101 – Dan Abramowicz vs. NO	10/21/73 (4 catches)
157 – Jerry Rice at LA Rams	9/14/86 (6 catches)	118 – Gene Washington vs. Min.	10/14/73 (8 catches)
100 – Dwight Clark at TB	9/7/86 (7 catches)	119 – Gene Washington vs. Min.	12/16/72 (4 catches)
111 – Jerry Rice vs. Dal.	12/22/85 (7 catches)	114 – Gene Washington at Chi.	11/19/72 (4 catches)
241 – Jerry Rice vs. LA Rams	12/9/85 (10 catches)	164 – Gene Washington at GB	11/5/72 (6 catches)
132 – Roger Craig at LA Rams	10/27/85 (6 catches)	102 – Ted Kwalick vs. NO	10/22/72 (2 catches)
167 – Roger Craig at Atl.	10/6/85 (12 catches)	126 – Ted Kwalick vs. NYG	10/15/72 (6 catches)
125 – Renaldo Nehemiah vs. Min.	12/8/84 (6 catches)	140 – Gene Washington vs. SD	9/17/72 (8 catches)
105 – Freddie Solomon at Cle.	11/11/84 (5 catches)	160 – Gene Washington vs. NE	10/31/71 (5 catches)
124 – Dwight Clark vs. Cin.	11/4/84 (7 catches)	112 – Gene Washington at Phi.	10/3/71 (3 catches)
127 – Dwight Clark at Hou.	10/21/84 (5 catches)	131 – Gene Washington at NO	12/13/70 (5 catches)
105 – Dwight Clark vs. Was.	9/10/84 (5 catches)	115 – Gene Washington vs. Atl.	12/6/70 (3 catches)
103 – Freddie Solomon vs. Atl.	9/25/83 (6 catches)	119 – Gene Washington at Chi.	11/8/70 (5 catches)
121 – Freddie Solomon at StL	9/18/83 (3 catches)	126 – Gene Washington vs. NO	10/18/70 (4 catches)
104 – Dwight Clark at KC	12/26/82 (4 catches)	145 – Gene Washington at LA Rams	10/11/70 (7 catches)

ALL-TIME RETURNS FOR TOUCHDOWNS

ALL-TIME INTERCEPTION RETURNS FOR TDs

Date	Player	Yds	Opp.
12/6/15	Ward, Jimmie	29	at Chi.
12/20/14	Bethea, Antoine	49	vs. SD
10/13/14	Johnson, Dontae	20	at StL
12/23/13	Bowman, NaVorro	89	vs. Atl.
10/6/13	Brock, Tramaine	18	vs. Hou.
11/25/12	Whitner, Donte	42	at NO
11/25/12	Brooks, Ahmad	50	at NO
10/9/11	Rogers, Carlos	31	vs. TB
1/2/11	Brown, Tarell	62	vs. Arz.
12/12/10	Goldson, Dashon	39	vs. Sea.
10/24/10	McDonald, Ray	31	at Car.
10/4/09	Willis, Patrick	23	vs. StL
9/14/08	Willis, Patrick	86	at Sea.
12/31/06	Harris, Walt	28	at Den.
1/1/06	Adams, Mike	40	vs. Hou.
11/27/05	Spencer, Shawntae	61	at Ten.
9/25/05	Parrish, Tony	34	vs. Dal.
9/7/03	Plummer, Ahmed	68	vs. Chi.
10/6/02	Webster, Jason	37	vs. StL
11/25/01	Bronson, Zack	48	at Ind.
10/28/01	Bronson, Zack	97	at Chi.
12/3/00	Montgomery, Monty	46	at SD
11/19/00	Webster, Jason	70	vs. Atl.
10/17/99	Walker, Darnell	27	vs. Car.
9/19/99	Shulters, Lance	64	at NO
1/3/98	Norton, Ken Jr.	23	vs. Min.*
12/15/97	Hanks, Merton	55	vs. Den.
9/29/96	Pope, Marquez	55	vs. Atl.
11/26/95	Davis, Eric	86	vs. StL
10/22/95	Norton, Ken Jr.	35	at StL
10/22/95	Norton, Ken Jr.	21	at StL
9/10/95	McDonald, Tim	13	vs. Atl.
9/3/95	McDonald, Tim	52	at NO
1/15/95	Davis, Eric	44	vs. Dal.*
12/11/94	Sanders, Deion	90	at SD
11/6/94	McDonald, Tim	73	at Was.
10/16/94	Sanders, Deion	93	at Atl.
9/25/94	Sanders, Deion	74	vs. NO
11/22/93	Hanks, Merton	67	vs. NO
10/31/93	McGruder, Michael	31	vs. LA Rams
10/3/93	Davis, Eric	41	vs. Min.
9/6/92	Johnson, John	56	at NYG
1/12/91	Carter, Michael	61	vs. Was.*
1/6/90	Lott, Ronnie	58	vs. Min.*
1/9/88	Fuller, Jeff	48	vs. Min.*
11/9/86	Holmoe, Tom	78	vs. StL Cardinals
10/26/86	Nixon, Tory	88	at GB
10/26/86	Lott, Ronnie	55	at GB
10/5/86	McKyer, Tim	21	vs. Ind.
9/28/86	Holmoe, Tom	66	at Mia.
10/13/85	Williamson, Carlton	43	vs. Chi.
12/2/84	McLemore, Dana	54	at Atl.
11/25/84	Shell, Todd	53	at NO
12/19/83	Wright, Eric	48	vs. Dal.
10/16/83	Hicks, Dwight	62	at NO
9/18/83	Collier, Tim	32	at StL Cardinals
9/18/83	Hicks, Dwight	40	at StL Cardinals
9/8/83	Wright, Eric	60	at Min.
12/26/82	Lott, Ronnie	83	at KC
1/3/82	Lott, Ronnie	20	vs. NYG*
11/22/81	Lott, Ronnie	25	at LA Rams
10/11/81	Lott, Ronnie	41	vs. Dal.
10/4/81	Hicks, Dwight	32	at Was.
9/27/81	Lott, Ronnie	26	vs. NO
10/1/78	Leonard, Anthony	30	vs. Cin.
10/19/75	Allen, Nate	37	vs. NO
12/15/74	Wilcox, Dave	21	vs. NO
11/23/72	Vanderbundt, Skip	21	at Dal.
10/29/72	Vanderbundt, Skip	37	at Atl.
10/1/72	Simpson, Mike	32	at NO
12/20/70	Johnson, Jimmy	36	at Oak.
9/27/70	Phillips, Mel	35	vs. Cle.
10/26/69	Woitt, Johnny	57	at Bal.
11/24/68	Belk, Bill	6	at Pit.
11/24/68	Alexander, Kermit	66	at Pit.
9/15/68	Hindman, Stan	25	at Bal. Colts

* - Postseason

Date	Player	Yds	Opp.
12/11/66	Randolph, Alvin	94	vs. Chi.
11/24/66	Dowdle, Mike	27	at Det.
10/16/66	Johnson, Jimmy	35	at Atl.
11/22/59	Mertens, Jerry	30	at Bal. Colts
11/30/58	Hazeltine, Matt	13	at Bal. Colts
10/27/57	Herchman, Bill	54	vs. Chi.
12/8/56	Moegle, Dick	32	vs. GB
10/16/55	Berry, Rex	44	at Det.
10/17/54	Brown, Hardy	41	at Chi.
9/26/54	Berry, Rex	34	vs. Was.
12/6/53	Berry, Rex	29	vs. GB
10/12/52	Burke, Don	35	at Det.
10/14/51	Cason, Jim	65	at Pit.
11/5/50	Livingston, Howie	35	at LA Rams

ALL-TIME FUMBLE RETURNS FOR TDs

Date	Player	Yds	Opp.
9/7/14	Culliver, Chris	35	at Dal.
12/15/13	Hunter, Kendall	2	at TB
10/27/13	Skuta, Dan	47	at Jax.
10/20/13	Osgood, Kassim	end zone	at Ten.
12/16/12	Gore, Frank	9	at NE
9/30/12	Rogers, Carlos	51	at NYJ
10/4/09	McDonald, Ray	11	vs. StL
10/4/09	McKillop, Scott	end zone	vs. StL
12/7/08	Staley, Joe	end zone	vs. NYJ
11/25/07	Banta-Cain, Tully	end zone	at Arz.
10/8/06	Oliver, Melvin	12	vs. Oak.
10/2/05	Johnson, Derrick	78	at Arz. (Mex. City)
10/2/05	Smith, Derek	end zone	at Arz. (Mex. City)
11/28/04	Smith, Derek	46	vs. Mia.
10/31/04	Carpenter, Dwaine	80	at Chi.
10/26/03	Harris, Kwame	1	at Arz.
10/28/01	Peterson, Julian	26	at Chi.
10/24/99	Walker, Darnell	71	at Min.
10/17/99	McMillan, Mark	41	vs. Car.
10/10/99	Bryant, Junior	end zone	at StL
12/15/97	Greene, Kevin	40	vs. Den.
11/10/97	Hanks, Merton	38	at Phi.
11/17/96	Doleman, Chris	end zone	vs. Bal.
12/24/95	Rice, Jerry	end zone	at Atl.
12/3/95	Woodall, Lee	96	vs. Buffalo
11/12/95	Hanks, Merton	38	at Dal.
10/16/94	McDonald, Tim	49	at Atl.
11/14/93	Tamm, Ralph	1	at TB
10/17/93	Davis, Eric	47	at Dal.
11/1/92	Sherrard, Mike	38	at Phx. Cardinals
12/23/91	Griffin, Don	99	vs. Chi.
11/12/89	Haley, Charles	3	vs. Atl.
12/27/87	Taylor, John	26	vs. LA Rams
12/1/85	Turner, Keena	65	at Was.
10/20/85	McIntyre, Guy	end zone	at Det.
9/22/85	McColl, Milt	28	at LA Raiders
12/2/84	Johnson, Gary	33	at Atl.
10/23/83	Board, Dwaine	end zone	at LA Rams
10/4/81	Hicks, Dwight	80	at Was.
10/3/76	Elam, Cleveland	31	vs. NYJ
11/16/75	Hart, Tommy	10	vs. Chi.
10/26/75	McGill, Ralph	14	at NE
12/15/74	Belk, Bill	19	vs. NO
12/2/73	Hall, Windlan	66	vs. Phi.
11/23/72	Vanderbundt, Skip	73	at Dal.
12/26/71	Hoskins, Bob	end zone	vs. Was.*
10/31/71	Blue, Forrest	25	vs. NE
10/24/71	Hart, Tommy	63	at StL Cardinals
10/19/69	Lakes, Roland	2	vs. Atl.
10/27/68	Witcher, Dick	12	at Det.
10/15/67	Windsor, Bob	2	at Phi.
12/11/66	Alexander, Kermit	14	vs. Chi.
10/9/66	Hazeltine, Matt	22	vs. GB
11/28/65	Kopay, Dave	end zone	at Min.
11/14/65	Miller, Clark	75	at Det.
11/14/65	Wilcox, Dave	8	at Det.
10/24/65	Chapple, Jack	8	vs. Min.
9/19/65	Krueger, Charlie	6	vs. Chi.
10/14/62	Woodson, Abe	37	at Chi.
10/18/59	Hazeltine, Matt	40	at Det.

ALL-TIME BLOCKED FGs RETURNED FOR TDs

(1970–Present)

Date	Player	Yds	Opp.
9/27/09	Clements, Nate	59	at Min.
10/19/08	Clements, Nate	74	at NYG
10/12/08	Strickland, Donald	41	vs. Phi.
10/15/89	Jackson, Johnnie	62	at Dal.
9/26/71	Taylor, Bruce	58	at NO
12/13/70	Taylor, Bruce	92	at NO

ALL-TIME PUNT RETURNS FOR TDs

Date	Player	Yds	Opp.
9/11/11	Ginn Jr., Ted	55	vs. Sea.
12/26/10	Ginn Jr., Ted	78	at StL
9/11/05	Amey, Otis	75	vs. StL
10/10/04	Battle, Arnaz	71	vs. Arz.
12/1/02	Williams, Jimmy	89	vs. Sea.
12/27/98	McQuarters, R.W.	72	vs. StL
11/10/97	Levy, Chuck	73	at Phi.
12/18/95	Carter, Dexter	78	vs. Min.
10/3/93	Carter, Dexter	72	vs. Min.
11/9/92	Hanks, Merton	48	at Atl.
11/21/88	Taylor, John	95	vs. Was.
10/2/88	Taylor, John	77	vs. Det.
12/14/87	McLemore, Dana	83	vs. Chi.
11/23/86	Griffin, Don	76	vs. Atl.
10/8/84	McLemore, Dana	79	at NYG
12/19/83	McLemore, Dana	56	vs. Dal.
1/2/83	McLemore, Dana	93	vs. LA Rams
12/7/80	Solomon, Freddie	57	vs. NO
10/26/80	Solomon, Freddie	53	vs. TB
10/17/76	Leonard, Anthony	60	vs. NO
9/26/76	McGill, Ralph	50	at Sea.
11/24/74	Moore, Manfred	88	vs. Atl.
12/11/66	Alexander, Kermit	44	vs. Chi.
11/15/64	Alexander, Kermit	70	vs. GB
10/21/62	Woodson, Abe	85	at GB
11/5/61	Woodson, Abe	80	vs. Det.
12/16/56	Arenas, Joe	67	at Bal. Colts
10/19/52	McElhenny, Hugh	94	at Chi.
19.26/52	O'Donahue, Pat	23	vs. Dal.
10/28/51	Nomellini, Leo	20	vs. LA Rams

* – Postseason

ALL-TIME KICKOFF RETURNS FOR TDs

Date	Player	Yds	Opp.
9/11/11	Ginn Jr., Ted	102	vs. Sea.
11/10/08	Rossum, Allen	104	at Arz.
11/2/03	Wilson, Cedrick	95	vs. StL
1/11/98	Levy, Chuck	95	vs. GB*
11/16/97	Kirby, Terry	101	vs. Car.
11/6/94	Carter, Dexter	96	at Was.
12/1/91	Carter, Dexter	98	vs. NO
12/20/87	Cribbs, Joe	92	vs. Atl.
12/1/85	Monroe, Carl	95	at Was.
11/22/81	Lawrence, Amos	92	at LA Rams
11/2/80	Owens, James	101	at Det.
11/18/79	Owens, James	85	vs. Den.
11/19/78	Williams, Dave	89	vs. LA Rams
12/4/77	Williams, Dave	80	at Min.
12/23/72	Washington, Vic	97	vs. Dal.*
10/29/72	Washington, Vic	98	at Atl.
11/17/63	Woodson, Abe	99	at NYG
9/29/63	Woodson, Abe	95	at Min.
9/15/63	Woodson, Abe	103	vs. Min.
10/1/61	Woodson, Abe	98	at Det.
12/18/60	Lyles, Lenny	97	vs. Bal. Colts
11/22/59	Woodson, Abe	105	at LA Rams
11/4/56	Arenas, Joe	90	vs. Det.

ALL-TIME BLOCKED PUNTS RETURNED FOR TDs

(1970–Present)

Date	Player	Yds	Opp.
10/3/10	Taylor Mays	0	at Atl.
9/25/77	Mike Baldassin	0	vs. Mia.
9/21/75	Dave Washington	15	at Min.
12/15/73	Windlan Hall	0	vs. Pit.

ALL-TIME 1,000/3,000 YARD SEASONS

RUSHING

Yds	Player	Year
1,695	Frank Gore	2006
1,570	Garrison Hearst	1998
1,502	Roger Craig	1988
1,262	Wendell Tyler	1984
1,229	Charlie Garner	1999
1,214	Frank Gore	2012
1,211	Frank Gore	2011
1,206	Garrison Hearst	2001
1,203	Delvin Williams	1976
1,142	Charlie Garner	2000
1,128	Frank Gore	2013
1,120	Frank Gore	2009
1,106	Frank Gore	2014
1,102	Frank Gore	2007
1,054	Roger Craig	1989
1,050	Roger Craig	1985
1,049	Joe Perry	1954
1,036	Frank Gore	2008
1,036	J.D. Smith	1959
1,024	Kevan Barlow	2003
1,019	Garrison Hearst	1997
1,018	Joe Perry	1953
1,013	Ricky Watters	1992

RECEIVING

Yds	Player	Year
1,848	Jerry Rice	1995
1,570	Jerry Rice	1986
1,503	Jerry Rice	1993
1,502	Jerry Rice	1990
1,499	Jerry Rice	1994
1,483	Jerry Rice	1989
1,451	Terrell Owens	2000
1,412	Terrell Owens	2001
1,344	Dave Parks	1965
1,306	Jerry Rice	1988
1,300	Terrell Owens	2002
1,254	Jerry Rice	1996
1,206	Jerry Rice	1991
1,201	Jerry Rice	1992
1,179	Anquan Boldin	2013
1,157	Jerry Rice	1998
1,105	Michael Crabtree	2012
1,105	Dwight Clark	1981
1,102	Terrell Owens	2003
1,100	Gene Washington	1970
1,097	Terrell Owens	1998
1,078	Jerry Rice	1987
1,077	John Taylor	1989
1,062	Anquan Boldin	2014
1,032	R.C. Owens	1961
1,016	Roger Craig	1985
1,011	John Taylor	1991

PASSING

Yds	Player	Year
4,278	Jeff Garcia	2000
4,170	Steve Young	1998
4,023	Steve Young	1993
3,969	Steve Young	1994
3,944	Joe Montana	1990
3,910	Joe Montana	1983
3,653	Joe Montana	1985
3,652	Steve DeBerg	1979
3,630	Joe Montana	1984
3,565	Joe Montana	1981
3,538	Jeff Garcia	2001
3,521	Joe Montana	1989
3,465	Steve Young	1992
3,369	Colin Kaepernick	2014
3,344	Jeff Garcia	2002
3,200	Steve Young	1995
3,197	Colin Kaepernick	2013
3,144	Alex Smith	2011
3,112	John Brodie	1965
3,054	Joe Montana	1987
3,029	Steve Young	1997
3,020	John Brodie	1968

49ERS YEARLY STATISTICAL LEADERS

RUSHING (BASED ON YARDS)

Year	Player	Att	Yds	Avg	Lg	TD	Rank
1946	Standlee, Norm	134	683	5.1	—	2	—
1947	Strzykalski, John	143	906	6.3	50	5	—
1948	Strzykalski, John	141	915	6.5	—	4	—
1949	Perry, Joe	115	783	6.8	59	8	—
1950	Perry, Joe	124	647	5.2	78t	5	5
1951	Perry, Joe	136	677	5.0	58t	3	5
1952	Perry, Joe	158	725	4.6	78t	8	3
1953	Perry, Joe	192	1,018	5.3	51t	10	1
1954	Perry, Joe	173	1,049	6.1	58	8	1
1955	Perry, Joe	156	701	4.5	42	2	5
1956	McElhenny, Hugh	185	916	5.0	86t	8	3
1957	McElhenny, Hugh	102	478	4.7	61	1	15
1958	Perry, Joe	125	758	6.1	73t	4	3
1959	Smith, J.D.	207	1,036	5.0	73t	10	2
1960	Smith, J.D.	174	780	4.5	41	5	5
1961	Smith, J.D.	167	823	4.9	33	8	5
1962	Smith, J.D.	258	907	3.5	28	6	6
1963	Smith, J.D.	162	560	3.5	52t	5	13
1964	Kopay, Dave	75	271	3.6	18	0	32
1965	Willard, Ken	189	778	4.1	32	5	4
1966	Willard, Ken	191	763	4.0	49	5	5
1967	Willard, Ken	169	510	3.0	20	5	17
1968	Willard, Ken	227	967	4.3	69t	7	2
1969	Willard, Ken	171	557	3.3	18	7	13
1970	Willard, Ken	236	789	3.3	20	7	9/6
1971	Willard, Ken	216	855	4.0	49	4	15/9
1972	Washington, Vic	141	468	3.3	33	3	42/20
1973	Washington, Vic	151	534	3.5	25	8	32/15
1974	Jackson, Wilbur	174	705	4.1	64	0	17/8
1975	Williams, Delvin	117	631	5.4	52	3	21/13
1976	Williams, Delvin	248	1,203	4.9	80t	7	3/2
1977	Williams, Delvin	268	931	3.5	40	7	10/5
1978	Simpson, O.J.	161	593	3.7	34	1	39/19
1979	Hofer, Paul	123	615	5.0	47	7	33/17
1980	Cooper, Earl	171	720	4.2	47	5	23/12
1981	Patton, Ricky	152	543	3.6	28	4	35/16
1982	Moore, Jeff	85	281	3.3	19	4	37/16
1983	Tyler, Wendell	176	856	4.9	39	4	19/10
1984	Tyler, Wendell	246	1,262	5.1	40	7	5/5
1985	Craig, Roger	214	1,050	4.9	62t	9	13/8
1986	Craig, Roger	204	830	4.1	25	7	13/8
1987	Craig, Roger	215	815	3.8	25	3	8/5
1988	Craig, Roger	310	1,502	4.8	46t	9	3/2
1989	Craig, Roger	271	1,054	3.9	27	6	10/5
1990	Carter, Dexter	114	460	4.0	74t	1	39/19
1991	Henderson, Keith	137	561	4.1	25	2	30/11
1992	Watters, Ricky	206	1,013	4.9	43	9	13/8
1993	Watters, Ricky	208	950	4.6	39	10	12/8
1994	Watters, Ricky	239	877	3.7	23	6	15/8
1995	Loville, Derek	218	723	3.3	27	10	24/13
1996	Kirby, Terry	134	559	4.2	31	3	33/15
1997	Hearst, Garrison	234	1,019	4.4	51	4	15/7
1998	Hearst, Garrison	310	1,570	5.1	96t	7	3/2
1999	Garner, Charlie	241	1,229	5.1	53	4	8/5
2000	Garner, Charlie	258	1,142	4.4	42	7	16/7
2001	Hearst, Garrison	252	1,206	4.8	43t	4	10/5

PASSING (BASED ON YARDS)

Year	Player	Att	Cmp	Pct	Yds	TD	INT	Rtg	Rank
1946	Albert, Frank	197	104	52.9	1,404	14	14	—	—
1947	Albert, Frank	242	128	52.9	1,692	18	15	—	—
1948	Albert, Frank	264	154	58.3	1,990	29	10	—	—
1949	Albert, Frank	260	129	49.6	1,862	27	16	—	—
1950	Albert, Frank	306	155	50.7	1,767	14	23	52.6	8
1951	Albert, Frank	166	90	50.7	1,116	5	10	60.2	8
1952	Tittle, Y.A.	208	106	51.0	1,407	11	12	66.4	5
1953	Tittle, Y.A.	259	149	57.5	2,121	20	16	84.0	3
1954	Tittle, Y.A.	295	170	57.6	2,205	9	9	78.7	7
1955	Tittle, Y.A.	287	147	51.2	2,185	17	28	56.6	4
1956	Tittle, Y.A.	218	124	56.9	1,641	7	12	68.6	7
1957	Tittle, Y.A.	279	176	63.1	2,157	13	15	80.6	6
1958	Tittle, Y.A.	208	120	57.7	1,467	9	15	63.9	3
1959	Tittle, Y.A.	199	102	51.3	1,331	10	15	58.0	4
1960	Brodie, John	207	103	49.8	1,111	6	9	57.5	5
1961	Brodie, John	283	155	54.8	2,588	14	12	84.7	4
1962	Brodie, John	304	175	57.6	2,272	18	16	79.0	6
1963	McHan, Lamar	195	83	42.3	1,243	8	11	54.3	15
1964	Brodie, John	392	193	49.2	2,498	14	16	64.6	12
1965	Brodie, John	391	242	61.9	3,112	30	16	95.3	3
1966	Brodie, John	427	232	54.3	2,810	16	22	65.8	8
1967	Brodie, John	349	168	48.1	2,013	11	16	57.6	11
1968	Brodie, John	404	234	57.9	3,020	22	21	78.0	3
1969	Brodie, John	347	194	55.9	2,405	16	15	74.9	7
1970	Brodie, John	378	223	59.0	2,941	24	10	93.8	1/1
1971	Brodie, John	387	208	53.7	2,642	18	24	65.0	12/6
1972	Spurrier, Steve	269	147	54.6	1,983	18	16	75.9	8/5
1973	Brodie, John	194	98	50.5	1,126	3	12	43.0	N/A
1974	Owen, Tom	184	88	47.8	1,327	10	15	56.1	25/11
1975	Snead, Norm	189	108	57.1	1,337	9	10	73.0	11/5
1976	Plunkett, Jim	243	126	51.9	1,592	13	16	63.0	17/8
1977	Plunkett, Jim	248	128	51.6	1,693	9	14	62.1	17/8
1978	DeBerg, Steve	302	137	45.4	1,570	8	22	40.0	28/17
1979	DeBerg, Steve	578	347	60.0	3,652	17	21	73.1	13/5
1980	Deberg, Steve	321	186	57.9	1,998	12	17	66.7	25/13
1981	Montana, Joe	488	311	63.7	3,565	19	12	88.4	4/1
1982	Montana, Joe	346	213	61.6	2,613	17	11	88.0	5/3
1983	Montana, Joe	515	332	64.5	3,910	26	12	94.6	5/3
1984	Montana, Joe	432	279	64.6	3,630	28	10	102.9	2/1
1985	Montana, Joe	494	303	61.3	3,653	27	13	91.3	3/1
1986	Montana, Joe	307	191	62.2	2,236	8	9	80.7	9/2
1987	Montana, Joe	398	266	66.8	3,054	31	13	102.1	1/1
1988	Montana, Joe	397	238	59.9	2,981	18	10	87.9	6/3
1989	Montana, Joe	386	271	70.2	3,521	26	8	112.4	1/1
1990	Montana, Joe	520	321	61.7	3,944	26	16	89.0	7/3
1991	Young, Steve	279	180	64.5	2,517	17	8	101.8	1/1
1992	Young, Steve	402	268	66.7	3,465	25	7	107.0	1/1
1993	Young, Steve	462	314	68.0	4,023	29	16	101.5	1/1
1994	Young, Steve	461	324	70.3	3,969	35	10	112.8	1/1
1995	Young, Steve	447	299	66.9	3,200	20	11	92.3	5/4
1996	Young, Steve	316	214	67.7	2,410	14	6	97.2	1/1
1997	Young, Steve	356	241	67.7	3,029	19	6	104.7	1/1
1998	Young, Steve	517	322	62.3	4,170	36	12	101.1	3/2
1999	Garcia, Jeff	375	225	60.0	2,544	11	11	77.9	17/10
2000	Garcia, Jeff	561	355	63.3	4,287	31	10	97.6	5/4
2001	Garcia, Jeff	504	316	62.7	3,538	32	12	94.8	3/2

49ERS YEARLY STATISTICAL LEADERS (CONT.)

RUSHING (BASED ON YARDS)

Year	Player	Att	Yds	Avg	Lg	TD	Rank
2002	Hearst, Garrison	215	972	4.5	40	8	21/9
2003	Barlow, Kevan	201	1,024	5.1	78t	6	17t/6t
2004	Barlow, Kevan	244	822	3.4	60	7	26/12
2005	Gore, Frank	127	608	4.8	72t	3	32/14
2006	Gore, Frank	312	1,695	5.4	72	8	3/1
2007	Gore, Frank	260	1,102	4.2	43t	5	13/5
2008	Gore, Frank	240	1,036	4.3	41t	6	13t/9
2009	Gore, Frank	229	1,120	4.9	80t	10	11t/5
2010	Gore, Frank	203	853	4.2	64	3	21/8
2011	Gore, Frank	282	1,211	4.3	55	8	6/3
2012	Gore, Frank	258	1,214	4.7	37	8	10/5
2013	Gore, Frank	276	1,128	4.1	51	9	9/7
2014	Gore, Frank	255	1,106	4.3	52t	4	9/5
2015	Hyde, Carlos	115	470	4.1	22	3	47/24
2016	Hyde, Carlos	217	988	4.6	47	6	14/6

PASSING (BASED ON YARDS)

Year	Player	Att	Cmp	Pct	Yds	TD	INT	Rtg	Rank
2002	Garcia, Jeff	528	328	62.1	3,344	21	10	85.6	11t/4
2003	Garcia, Jeff	392	225	57.4	2,704	18	13	80.1	15/8
2004	Rattay, Tim	325	198	60.9	2,169	10	10	78.1	20/10
2005	Smith, Alex	165	84	50.9	875	1	11	40.8	DNQ
2006	Smith, Alex	442	257	58.1	2,890	16	16	74.8	22/11
2007	Dilfer, Trent	219	113	51.6	1,166	7	12	55.1	N/A
2008	Hill, Shaun	288	181	62.8	2,046	13	8	87.5	12/7
2009	Smith, Alex	372	225	60.5	2,350	18	12	81.5	19/9
2010	Smith, Alex	342	204	59.6	2,370	14	10	82.1	21/9
2011	Smith, Alex	445	273	61.3	3,144	17	5	90.7	9/7
2012	Kaepernick, C.	218	136	62.4	1,814	10	3	98.3	DNQ
2013	Kaepernick, C.	416	243	58.4	3,197	21	8	91.6	20/10
2014	Kaepernick, C.	452	274	60.6	3,165	17	10	85.1	17/9
2015	Gabbert, Blaine	282	178	63.1	2,031	10	7	86.2	30/15
2016	Kaepernick, C.	331	196	57.7	2,241	16	4	90.7	29/14

49ERS YEARLY STATISTICAL LEADERS

RECEIVING (BASED ON CATCHES)

Year	Player	No	Yds	Avg	Lg	TD	Rank
1946	Beals, Alyn	40	586	14.7	—	10	—
1947	Beals, Alyn	47	655	13.9	54	10	—
1948	Beals, Alyn	46	591	12.8	—	14	—
1949	Beals, Alyn	44	678	15.4	—	12	—
1950	Loyd, Alex	32	402	12.6	38	0	18
1951	Soltau, Gordy	59	826	14.0	48t	7	2
1952	Soltau, Gordy	55	774	14.1	49t	7	4
1953	Wilson, Billy	51	840	16.5	61t	10	6
1954	Wilson, Billy	60	830	13.8	43	5	1
1955	Wilson, Billy	53	831	15.7	72t	7	2
1956	Wilson, Billy	60	889	14.8	77t	5	1
1957	Wilson, Billy	52	757	14.6	40	6	1
1958	Conner, Clyde	49	512	10.4	26	5	5
1959	Wilson, Billy	44	540	12.3	57t	4	6
1960	Conner, Clyde	38	531	14.0	65t	2	1
1961	Owens, R.C.	55	1,032	18.8	54	5	7
1962	Casey, Bernie	53	819	15.5	48t	6	11
1963	Casey, Bernie	47	762	16.2	68t	7	14
1964	Casey, Bernie	58	808	13.9	63t	4	6
1965	Parks, Dave	80	1,344	16.8	53t	12	1
1966	Parks, Dave	66	974	14.8	65t	5	3
1967	Witcher, Dick	46	705	15.3	63t	3	17
1968	McNeil, Clifton	71	994	14.0	65t	7	1
1969	Washington, Gene	51	711	13.9	52	3	10
	Cunningham, Doug, RB	51	484	9.5	58	0	11
1970	Washington, Gene	53	1,100	20.8	79t	12	4/3
1971	Kwalick, Ted	52	664	12.8	42t	5	4/2
1972	Washington, Gene	46	918	20.0	62t	12	13/7
1973	Kwalick, Ted	47	729	15.5	48	5	10/6
1974	Schreiber, Larry, RB	30	217	7.2	16	1	60/36
1975	Washington, Gene	44	735	16.7	68t	9	31/10
1976	Washington, Gene	33	457	13.8	55t	6	52/25
	Jackson, Wilbur, RB	33	324	9.8	32	1	53/27
1977	Washington, Gene	32	638	19.9	47t	5	52/22
1978	Solomon, Freddie	31	458	14.8	58t	2	83/42
1979	Hofer, Paul, RB	58	662	11.4	44	2	17/7
1980	Cooper, Earl, RB	83	567	6.8	66t	4	2/1
1981	Clark, Dwight	85	1,105	13.0	78t	4	2/1
1982	Clark, Dwight	60	913	15.2	51	5	1/1
1983	Clark, Dwight	70	840	12.0	46t	8	11/5
1984	Craig, Roger, RB	71	675	9.5	64t	3	11/6
1985	Craig, Roger, RB	92	1,016	11.0	73	6	1/1
1986	Rice, Jerry	86	1,570	18.3	66t	15	2/1
1987	Craig, Roger, RB	66	492	7.5	35t	1	3/2
1988	Craig, Roger, RB	76	534	7.0	22	1	7/5
1989	Rice, Jerry	82	1,483	18.1	68t	17	5/4
1990	Rice, Jerry	100	1,502	15.0	64t	13	1/1
1991	Rice, Jerry	80	1,206	15.1	73t	14	5/3
1992	Rice, Jerry	84	1,201	14.3	80t	10	5/3
1993	Rice, Jerry	98	1,503	15.3	80t	15	2/2
1994	Rice, Jerry	112	1,499	13.4	69t	13	2/1
1995	Rice, Jerry	+122	*1,848	15.1	81t	15	2/2
1996	Rice, Jerry	108	1,254	11.6	39	8	1/1
1997	Owens, Terrell	60	936	15.6	56t	8	32t/13t
1998	Rice, Jerry	82	1,157	14.1	75t	9	7t/3t
1999	Rice, Jerry	67	830	12.4	62	5	31t/19
2000	Owens, Terrell	97	1,451	15.0	69t	13	5/2
2001	Owens, Terrell	93	1,412	15.2	60t	16	9/4
2002	Owens, Terrell	100	1,300	13.0	76t	13	4t/2
2003	Owens, Terrell	80	1,102	13.8	75t	9	12/7

PUNTING (BASED ON GROSS AVG.) (MIN. 25 PUNTS)

Year	Player	No	Avg	Lg	Blck	Rank
1946	Albert, Frank	54	41.0	73	0	—
1947	Albert, Frank	40	44.0	69	1	—
1948	Albert, Frank	35	44.8	82	0	—
1949	Albert, Frank	31	48.2	72	0	—
1950	Lillywhite, Verl	26	39.1	57	0	11
1951	Albert, Frank	34	44.3	66	0	2
1952	Albert, Frank	68	42.6	70	0	5
1953	Powers, Jim	42	40.6	55	1	8
1954	Brown, Pete	49	37.5	51	0	11
1955	Luna, Bob	63	40.6	63	3	8
1956	Morrall, Earl	45	37.9	57	0	16
1957	Jessup, Bill	38	43.6	62	0	13
1958	Atkins, Bill	25	39.3	51	0	11
1959	Davis, Tommy	59	45.7	71	0	3
1960	Davis, Tommy	62	44.1	74	0	3
1961	Davis, Tommy	50	45.4	67	0	3
1962	Davis, Tommy	48	45.6	82	0	1
1963	Davis, Tommy	73	45.4	64	2	4
1964	Davis, Tommy	79	45.6	68	0	4
1965	Davis, Tommy	54	45.8	65	0	2
1966	Davis, Tommy	63	41.4	60	0	6
1967	Spurrier, Steve	73	37.6	61	1	12
1968	Spurrier, Steve	68	39.0	54	0	12
1969	Kilgore, Jon	36	40.3	72	0	9
1970	Spurrier, Steve	75	38.4	58	0	14/11
1971	McCann, Jim	49	38.7	54	1	25/12
1972	McCann, Jim	64	39.7	63	1	21/10
1973	Wittum, Tom	79	43.7	62	0	4/1
1974	Wittum, Tom	68	41.2	67	1	4/2
1975	Wittum, Tom	67	41.9	64	3	3/2
1976	Wittum, Tom	89	40.8	68	2	3/2
1977	Wittum, Tom	77	36.4	54	3	26/13
1978	Connell, Mike	96	37.3	59	1	21/10
1979	Melville, Dan	71	37.0	53	1	25/14
1980	Miller, Jim	77	40.9	65	0	10/5
1981	Miller, Jim	93	41.5	65	0	15/6
1982	Miller, Jim	44	38.1	80	1	25/13
1983	Orosz, Tom	65	39.3	61	1	25/11
1984	Runager, Max	56	41.8	59	1	17/17
1985	Runager, Max	86	39.8	57	1	26/13
1986	Runager, Max	83	41.6	62	2	10/6
1987	Runager, Max	55	39.2	56	1	22/11
1988	Helton, Barry	78	39.3	53	1	21/11
1989	Helton, Barry	55	40.5	56	1	12/8
1990	Helton, Barry	69	36.8	56	1	28/1
1991	Prokop, Joe	40	38.5	58	0	27/13
1992	Wilmsmeyer, Klaus	49	39.1	58	0	26/14
1993	Wilmsmeyer, Klaus	42	40.9	61	0	23/11
1994	Wilmsmeyer, Klaus	54	41.4	60	0	14t/7t
1995	Thompson, Tommy	57	40.6	65	0	25/13t
1996	Thompson, Tommy	73	44.1	65	2	10/4
1997	Thompson, Tommy	78	40.8	55	1	30/15
1998	Roby, Reggie	60	41.9	66	0	22/9
1999	Stanley, Chad	69	39.7	70	2	26/11
2000	Stanley, Chad	69	39.5	56	1	27/12
2001	Baker, Jason	69	40.8	64	0	23/13
2002	Baker, Jason	42	40.2	51	0	25t/13
2003	LaFleur, Bill	68	38.7	56	1	29t/16
2004	Lee, Andy	96	41.6	81	0	20/10
2005	Lee, Andy	107	41.6	58	1	25/12

49ERS YEARLY STATISTICAL LEADERS

RECEIVING (BASED ON CATCHES)

Year	Player	No	Yds	Avg	Lg	TD	Rank
2004	Johnson, Eric, TE	82	825	10.1	25	2	35/14
2005	Lloyd, Brandon	48	733	15.3	89t	5	44/20
2006	Gore, Frank, RB	61	485	8.0	39	1	40t/21t
2007	Gore, Frank, RB	53	436	8.2	23t	1	54t/27t
2008	Bruce, Isaac	61	835	13.7	63	7	37/19
2009	Davis, Vernon, TE	78	965	12.4	73t	13	19t/10
2010	Davis, Vernon, TE	56	914	16.3	66t	7	51/23
2011	Crabtree, Michael	72	874	12.1	52t	4	24t/15t
2012	Crabtree, Michael	85	1,105	13.0	49t	9	14/9
2013	Boldin, Anquan	85	1,179	13.9	63	7	16/10
2014	Boldin, Anquan	83	1,062	12.8	76t	5	18/11
2015	Boldin, Anquan	69	789	11.4	51	4	37t/19t
2016	Kerley, Jeremy	64	667	10.4	33t	3	64/35

PUNTING (BASED ON GROSS AVG.) (MIN. 25 PUNTS)

Year	Player	No	Avg	Lg	Blck	Rank
2006	Lee, Andy	81	44.8	66	0	7/6
2007	Lee, Andy	105	47.3	74	0	2/1
2008	Lee, Andy	66	47.8	82	1	4/3
2009	Lee, Andy	99	47.6	64	0	2/2
2010	Lee, Andy	91	46.2	64	0	4/2
2011	Lee, Andy	78	50.9	68	1	1/1
2012	Lee, Andy	67	48.1	66	0	4/2
2013	Lee, Andy	79	48.2	62	0	3/1
2014	Lee, Andy	72	46.8	71	1	6/2
2015	Pinion, Bradley	86	43.9	62	0	27/13
2016	Pinion, Bradley	100	44.0	65	0	29/15

+ Team Record * NFL Record

49ERS YEARLY STATISTICAL LEADERS

SCORING (BASED ON POINTS)						
Year	Player	TD	PAT	FG	Pts	Rank
1946	Beals, Alyn	10	1	0	61	—
1947	Beals, Alyn	10	0	0	60	—
1948	Beals, Alyn	14	0	0	84	—
1949	Beals, Alyn	12	1	0	73	—
1950	Soltau, Gordie	1	26	4	44	22
1951	Soltau, Gordie	7	30	6	90	5
1952	Soltau, Gordie	7	34	6	94	—
1953	Soltau, Gordie	6	48	10	114	1
1954	Soltau, Gordie	2	31	11	76	4
1955	Soltau, Gordie	1	27	3	42	24
	Wilson, Billy	7	0	0	42	24
1956	Soltau, Gordie	1	26	13	71	6
1957	Soltau, Gordie	0	33	9	60	9
1958	Soltau, Gordie	0	29	8	53	20
1959	Davis, Tommy	0	31	12	67	9
1960	Davis, Tommy	0	21	19	78	9
1961	Davis, Tommy	0	44	12	80	8
1962	Davis, Tommy	0	36	10	66	16
1963	Davis, Tommy	0	24	10	54	21
1964	Davis, Tommy	0	30	8	54	24
1965	Davis, Tommy	0	52	17	103	4
1966	Davis, Tommy	0	38	16	86	12
1967	Davis, Tommy	0	33	14	75	10
1968	Davis, Tommy	0	26	9	53	19
1969	Willard, Ken	10	0	0	60	21
1970	Gossett, Bruce	0	39	21	102	6/4
1971	Gossett, Bruce	0	32	23	101	5/3
1972	Gossett, Bruce	0	41	18	95	13/7
1973	Gossett, Bruce	0	26	26	104	7/4
1974	Gossett, Bruce	0	25	11	58	25/8
1975	Mike-Mayer, Steve	0	27	14	69	22/9
1976	Mike-Mayer, Steve	0	26	16	74	25/9
1977	Williams, Delvin	9	0	0	54	14/10
1978	Wersching, Ray	0	24	15	69	22/9
1979	Wersching, Ray	0	32	20	92	12/5
1980	Wersching, Ray	0	33	15	78	18/10
1981	Wersching, Ray	0	30	17	81	22/13
1982	Wersching, Ray	0	23	12	59	9/4
1983	Wersching, Ray	0	51	25	126	3/3
1984	Wersching, Ray	0	56	25	131	1/1
1985	Wersching, Ray	0	52	13	91	21/11
1986	Wersching, Ray	0	41	25	116	3/3
1987	Rice, Jerry	23	0	0	138	1/1
1988	Cofer, Mike	0	40	27	121	2/1
1989	Cofer, Mike	0	49	29	136	1/1
1990	Cofer, Mike	0	39	24	111	4/3
1991	Cofer, Mike	0	49	14	91	17/8
1992	Cofer, Mike	0	53	18	107	8/4
1993	Cofer, Mike	0	59	16	107	11t/6
1994	Brien, Doug	0	60	15	105	11t/4
1995	Rice, Jerry	17	1(2PT)	0	104	19/10
1996	Wilkins, Jeff	0	40	30	130	4/2
1997	Anderson, Gary	0	38	29	125	3/2
1998	Richey, Wade	0	49	18	103	14/6
1999	Richey, Wade	0	30	21	93	21/8
2000	Richey, Wade	0	43	15	88	28/13
2001	Cortez, Jose	0	47	18	101	16/8
2002	Owens, Terrell	14	0	0	84	8t/3*
2003	Peterson, Todd	0	22	12	58	30/14
2004	Peterson, Todd	0	23	18	77	42/18

FIELD GOAL PERCENTAGE						
Year	Player	Att	Made	Pct	Lg	Rank
1946	Vetrano, Joe	7	4	.571	26	—
1947	Vetrano, Joe	8	4	.500	30	—
1948	Vetrano, Joe	8	5	.625	47	—
1949	Vetrano, Joe	4	3	.750	28	—
1950	Soltau, Gordie	8	4	.500	26	DNQ
1951	Soltau, Gordie	18	6	.333	42	9
1952	Soltau, Gordie	12	6	.500	31	5
1953	Soltau, Gordie	15	10	.667	39	2
1954	Soltau, Gordie	18	11	.611	37	3
1955	Soltau, Gordie	12	3	.250	28	11
1956	Soltau, Gordie	20	13	.650	40	3
1957	Soltau, Gordie	15	9	.600	37	5
1958	Soltau, Gordie	21	8	.381	39	9
1959	Davis, Tommy	26	12	.462	43	5
1960	Davis, Tommy	32	19	.594	40	7
1961	Davis, Tommy	22	12	.545	46	6
1962	Davis, Tommy	23	10	.435	42	15
1963	Davis, Tommy	31	10	.323	46	22
1964	Davis, Tommy	25	8	.320	*53	19
1965	Davis, Tommy	27	17	.630	*53	5t
1966	Davis, Tommy	31	16	.516	46	15t
1967	Davis, Tommy	33	14	.424	50	23
1968	Davis, Tommy	16	9	.563	38	14
1969	Davis, Tommy	10	3	.300	48	DNQ
1970	Gossett, Bruce	31	21	.677	48	5/3
1971	Gossett, Bruce	36	23	.639	48	9/5
1972	Gossett, Bruce	29	18	.621	50	15/6
1973	Gossett, Bruce	33	26	.788	54	1**/1
1974	Gossett, Bruce	24	11	.458	46	22/11
1975	Mike-Mayer, Steve	28	14	.500	54	22t/11
1976	Mike-Mayer, Steve	28	16	.571	45	16t/9
1977	Wersching, Ray	17	10	.588	50	15/5
1978	Wersching, Ray	23	15	.652	45	12/6
1979	Wersching, Ray	24	20	.833	47	2/1
1980	Wersching, Ray	19	15	.789	47	2/1
1981	Wersching, Ray	23	17	.739	48	5/4
1982	Wersching, Ray	17	12	.706	45	15/8
1983	Wersching, Ray	30	25	.833	52	5t/1t
1984	Wersching, Ray	35	25	.714	53	17/11
1985	Wersching, Ray	21	13	.619	45	22/11
1986	Wersching, Ray	35	25	.714	50	11t/5t
1987	Wersching, Ray	17	13	.765	45	12/6
1988	Cofer, Mike	38	27	.711	52	17/10
1989	Cofer, Mike	36	29	.806	47	4/2
1990	Cofer, Mike	36	24	.667	*56	26t/11t
1991	Cofer, Mike	28	14	.500	50	28/14
1992	Cofer, Mike	27	18	.667	46	21/11
1993	Cofer, Mike	26	16	.615	46	26/12
1994	Brien, Doug	20	15	.750	48	20/7
1995	Wilkins, Jeff	13	12	.923	40	DNQ
1996	Wilkins, Jeff	34	30	.882	49	4/3
1997	Anderson, Gary	36	29	.806	51	11/7
1998	Richey, Wade	27	18	.667	46	27t/13t
1999	Richey, Wade	23	21	.913	52	1**/1
2000	Richey, Wade	22	15	.682	47	28/14
2001	Cortez, Jose	25	18	.720	52	21/12
2002	Cortez, Jose	24	18	.750	45	26/13t
2003	Peterson, Todd	15	12	.800	48	DNQ
2004	Peterson, Todd	22	18	.818	51	15t/6t
2005	Nedney, Joe	28	26	.929	56	3/2

49ERS YEARLY STATISTICAL LEADERS

SCORING (BASED ON POINTS)

Year	Player	TD	PAT	FG	Pts	Rank
2005	Nedney, Joe	0	19	26	97	22t/8t
2006	Nedney, Joe	0	29	29	116	7t/4t
2007	Nedney, Joe	0	22	17	73	35/17
2008	Nedney, Joe	0	34	29	121	15/9
2009	Nedney, Joe	0	33	17	84	28t/14
2010	Nedney, Joe	0	17	11	50	65t/31t
2011	Akers, David	0	34	44	166	1/1
2012	Akers, David	0	44	29	131	9/5
2013	Dawson, Phil	0	44	32	140	6t/3
2014	Dawson, Phil	0	33	25	108	19/9
2015	Dawson, Phil	0	20	24	92	24/12
2016	Dawson, Phil	0	33	18	87	30/14

FIELD GOAL PERCENTAGE

Year	Player	Att	Made	Pct	Lg	Rank
2006	Nedney, Joe	35	29	.829	51	16/9
2007	Nedney, Joe	19	17	.895	50	5/1
2008	Nedney, Joe	33	29	.878	53	12/7
2009	Nedney, Joe	21	17	.810	51	21/9
2010	Reed, Jeff	10	9	.900	47	NA
2011	Akers, David	52	44	.846	55	14/7
2012	Akers, David	42	29	.690	63*	30/14
2013	Dawson, Phil	36	32	.889	56	14t/6t
2014	Dawson, Phil	31	25	.806	55	25/13
2015	Dawson, Phil	27	24	.889	54	10/7
2016	Dawson, Phil	21	18	.857	53	11/6

* LONGEST FIELD GOAL IN NFL THAT YEAR; ** LEADER BASED ON FIELD GOAL PCT OF KICKERS WITH 15-OR-MORE MADE; DNQ – DID NOT QUALIFY FOR THE LEAGUE MINIMUM

49ERS YEARLY STATISTICAL LEADERS

KICKOFF RETURNS (BASED ON AVG.) (MIN. 20 RETURNS)								PUNT RETURNS (BASED ON AVERAGE) (MIN. 10 RETURNS)							
YEAR	Player	No	Yds	Avg	Lg	TD	Rank	Year	Player	No	Yds	Avg	Lg	TD	Rank
1946	Eshmont, Len	10	264	26.4	—	0	DNQ	1946	Casanega, Ken	18	248	13.8	—	0	DNQ
1947	Eshmont, Len	9	177	19.7	—	0	DNQ	1947	Vetrano, Joe	12	137	11.4	—	0	DNQ
1948	Hall, Forrest	13	369	28.4	—	0	3	1948	Cason, Jim	22	309	14.0	—	0	DNQ
1949	Perry, Joe	14	337	24.1	—	0	5	1949	Cason, Jim	21	351	16.7	—	0	DNQ
1950	Cathcart, Sam	14	329	23.9	62	0	20	1950	Cathcart, Sam	16	185	11.6	29	0	10
1951	Arenas, Joe	21	542	25.8	49	0	8	1951	Arenas, Joe	21	272	13.0	51	0	6
1952	McElhenny, Hugh	18	396	22.0	40	0	16	1952	McElhenny, Hugh	20	284	14.2	94t	1	5
1953	Arenas, Joe	16	551	34.4	82	0	1	1953	McElhenny, Hugh	15	104	6.9	25	0	7
1954	Arenas, Joe	16	362	22.6	41	0	11	1954	Arenas, Joe	23	117	5.1	23	0	6
1955	Arenas, Joe	24	594	24.8	42	0	7	1955	Arenas, Joe	21	55	2.6	7	0	17
1956	Arenas, Joe	27	801	29.7	96t	1	2	1956	Arenas, Joe	19	117	6.2	67t	1	8
1957	Arenas, Joe	24	657	27.4	64	0	2	1957	Arenas, Joe	25	80	3.2	26	0	13
1958	Smith, J.D.	15	356	23.7	39	0	8	1958	McElhenny, Hugh	24	93	3.9	18	0	16
1959	Lyles, Lenny	25	565	22.6	46	0	10	1959	Woodson, Abe	15	143	9.5	65	0	6
1960	Lyles, Lenny	17	526	30.9	97t	1	2	1960	Woodson, Abe	13	174	13.4	48	0	1
1961	Woodson, Abe	27	782	29.0	98t	1	3	1961	Woodson, Abe	16	172	10.8	80t	1	4
1962	Woodson, Abe	37	1,157	31.3	79	0	1	1962	Woodson, Abe	19	179	9.4	85t	1	4
1963	Woodson, Abe	29	935	32.2	103t	3	1	1963	Woodson, Abe	13	95	7.3	13	0	13
1964	Woodson, Abe	32	880	27.5	70	0	4	1964	Alexander, Kermit	21	189	9.0	70t	1	8
1965	Alexander, Kermit	32	741	23.2	46	0	20	1965	Alexander, Kermit	35	262	7.5	40	0	7
1966	Alexander, Kermit	37	984	26.6	56	0	7	1966	Alexander, Kermit	30	198	6.6	44t	4	6
1967	Cunningham, Doug	31	826	26.6	94	0	5	1967	Cunningham, Doug	27	249	9.2	57	0	3
1968	Alexander, Kermit	20	360	18.0	35	0	24	1968	Alexander, Kermit	24	87	3.6	26	0	16
1969	Smith, Noland	14	310	22.1	60	0	DNQ	1969	Smith, Noland	10	46	4.6	18	0	19
1970	Tucker, Bill	25	577	23.1	43	0	16/9	1970	Taylor, Bruce	43	516	12.0	76	0	2/1
1971	Washington, Vic	33	858	26.0	74	0	12/8	1971	Taylor, Bruce	34	235	6.9	38	0	15/6
1972	Washington, Vic	27	771	28.6	98t	1	4/3	1972	McGill, Ralph	22	219	10.0	33	0	4/3
1973	Washington, Vic	24	549	22.9	38	0	26/10	1973	Taylor, Bruce	15	207	13.8	61	0	1/1
1974	Holmes, Mike	25	612	24.5	57	0	15/6	1974	McGill, Ralph	20	161	8.3	47	0	20/13
1975	Moore, Manfred	26	650	25.0	52	0	10/5	1975	McGill, Ralph	31	290	9.4	34	0	18/9
1976	Leonard, Anthony	26	553	21.3	39	0	29/13	1976	Leonard, Anthony	35	293	8.4	60t	1	20/9
1977	Hofer, Paul	36	871	24.2	48	0	12/7	1977	Leonard, Anthony	22	154	7.0	19	0	30/13
1978	Williams, Dave	34	745	21.9	89t	1	23/8	1978	Steptoe, Jack	11	129	11.7	28	0	DNQ
1979	Owens, James	41	1,002	24.4	85t	1	5/3	1979	Solomon, Freddie	23	142	6.2	14	0	23/9
1980	Owens, James	31	726	23.4	101t	1	4/3	1980	Solomon, Freddie	27	298	11.0	57t	2	3/2
1981	Lawrence, Amos	17	437	25.7	92t	1	3/2	1981	Hicks, Dwight	19	171	9.0	39	0	DNQ
1982	McLemore, Dana	16	353	22.1	45	0	18/9	1982	McLemore, Dana	7	156	22.3	93t	1	DNQ
1983	McLemore, Dana	30	576	19.2	39	0	30/14	1983	McLemore, Dana	31	331	10.7	56t	1	6/2
1984	Monroe, Carl	27	561	20.8	44	0	19/9	1984	McLemore, Dana	45	521	11.6	79t	1	4/2
1985	Monroe, Carl	28	717	25.6	95t	1	4/3	1985	McLemore, Dana	38	258	6.8	22	0	21/9
1986	Crawford, Derrick	15	280	18.7	34	0	DNQ	1986	Griffin, Don	38	377	9.9	76t	1	5/2
1987	Rodgers, Del	17	358	21.1	50	0	DNQ	1987	McLemore, Dana	21	265	12.6	83t	1	2/2
1988	DuBose, Doug	32	608	19.0	44	0	27/11	1988	Taylor, John	44	556	12.6	95t	2	1/1
1989	Flagler, Terrence	32	643	20.1	41	0	18/11	1989	Taylor, John	36	417	11.6	37	0	5/4
1990	Carter, Dexter	41	783	19.1	35	0	21/11	1990	Taylor, John	26	212	8.2	30	0	13/8
1991	Carter, Dexter	37	839	22.7	98t	1	5/3	1991	Taylor, John	31	267	8.6	24	0	9/5
1992	Logan, Marc	22	478	21.7	82	0	9/6	1992	Grant, Alan	29	249	8.6	46	0	12/6
1993	Carter, Dexter	25	494	19.8	60	0	18/11	1993	Carter, Dexter	34	411	12.1	72t	1	5/2
1994	Carter, Dexter	48	1,105	23.0	96t	1	15/11	1994	Carter, Dexter	38	321	8.4	26	0	14/11
1995	Carter, Dexter	23	522	22.7	46	0	DNQ	1995	Taylor, John	11	56	5.1	11	0	DNQ
1996	Carter, Dexter	41	909	22.2	71	0	21/10	1996	Carter, Dexter	36	317	8.8	52	0	18/9
1997	Levy, Chuck	36	793	22.0	59	0	22/12	1997	Uwaezuoke, Iheanyi	34	373	11.0	36	0	11/6
1998	Levy, Chuck	22	383	17.4	30	0	DNQ	1998	McQuarters, R.W.	47	406	8.6	72t	1	19/10
1999	McQuarters, R.W.	26	568	21.8	37	0	DNQ	1999	McQuarters, R.W.	18	90	5.0	32	0	DNQ
2000	Williams, Kevin	30	536	17.9	33	0	DNQ	2000	Williams, Kevin	26	220	8.5	25	0	DNQ
2001	Sutherland, Vinny	50	1,140	22.8	65	0	19/11	2001	Sutherland, Vinny	21	147	7.0	19	0	DNQ
2002	Williams, Jimmy	35	765	21.9	50	0	29/18	2002	Williams, Jimmy	20	336	16.8	89t	1	1/1
2003	Wilson, Cedrick	37	836	22.6	95t	1	16/10	2003	Williams, Jimmy	35	240	6.9	20	0	26/11
2004	Robertson, Jamal	25	560	22.4	37	0	11/5	2004	Battle, Arnaz	31	266	8.6	71t	1	15/6
2005	Hicks, Maurice	34	689	20.3	40	0	36/18	2005	Amev, Fred	11	125	11.4	75t	1	DNQ

49ERS YEARLY STATISTICAL LEADERS

KICKOFF RETURNS (BASED ON AVG.) (MIN. 20 RETURNS)

YEAR	Player	No	Yds	Avg	Lg	TD	Rank
2006	Hicks, Maurice	57	1,428	25.1	64	0	12/4
2007	Hicks, Maurice	63	1,502	23.8	55	0	20/9
2008	Rossum, Allen	47	1,259	26.8	104t	1	6/3
2009	Robinson, Michael	18	414	23.0	40	0	DNQ
2010	Ginn Jr., Ted	47	992	21.1	61	0	33/17
2011	Ginn Jr., Ted	29	800	27.6	102t	1	3/2
2012	James, LaMichael	14	417	29.8	62	0	DNQ
2013	James, LaMichael	12	321	26.8	41	0	DNQ
2014	Ellington, Bruce	24	614	25.6	38	0	7/3
2015	Ellington, Bruce	26	665	25.6	40	0	9/7
2016	Shepherd, JaCorey	21	456	21.7	41	0	9/7

*DNQ – Insufficient returns to qualify for NFL rankings

PUNT RETURNS (BASED ON AVERAGE) (MIN. 10 RETURNS)

Year	Player	No	Yds	Avg	Lg	TD	Rank
2006	Williams, Brandon	22	147	6.7	25	0	28/15
2007	Lewis, Michael	44	336	7.6	51	0	18/9
2008	Rossum, Allen	15	223	14.9	45	0	DNQ
2009	Battle, Arnaz	21	61	2.9	18	0	28/13
2010	Ginn Jr., Ted	24	321	13.4	78t	1	3/2
2011	Ginn Jr., Ted	38	466	12.3	55t	1	4/3
2012	Ginn Jr., Ted	32	326	10.2	38	0	11/3
2013	James, LaMichael	23	251	10.9	40	0	10t/6t
2014	Ellington, Bruce	23	188	8.2	23	0	13/7
2015	Ellington, Bruce	19	137	7.2	36	0	DNQ
2016	Kerley, Jeremy	21	158	7.5	26	0	16/9

*DNQ – Insufficient returns to qualify for NFL rankings

49ERS YEARLY STATISTICAL LEADERS

INTERCEPTIONS

Year	Player	No	Yds	Avg	Lg	TD	Rank
1946	Casanega, Ken	8	146	18.3	68	0	—
1947	Eshmont, Len	6	72	12.0	—	0	—
1948	Carr, Eddie	7	144	20.6	56	1	—
1949	Cason, Jim	9	152	19.9	—	0	—
1950	Powers, Jim	5	42	8.4	26	0	18t
1951	Wagner, Lowell	9	115	12.8	40	0	3t
1952	Wagner, Lowell	6	69	11.5	30	0	10t
1953	Berry, Rex	7	142	20.3	29	1	8t
1954	Berry, Rex	3	69	23.0	34t	1	29t
	Brown, Hardy	3	42	14.0	41t	1	29t
	Williams, Johnny	3	28	9.3	15	0	29t
	Arenas, Joe	3	26	8.7	26	0	29t
1955	Moegle, Dick	6	50	8.3	37	0	7t
1956	Moegle, Dick	6	75	12.5	31t	1	9t
1957	Moegle, Dick	8	107	13.4	40	0	6
1958	Ridlon, Jim	4	10	2.5	3	0	14t
1959	Baker, Dave	5	75	15.0	29	0	6t
1960	Baker, Dave	10	96	9.6	28	0	2t
1961	Baker, Dave	6	123	20.5	10	0	17t
1962	Woodson, Abe	2	31	15.5	31	0	92t
	Hazeltine, Matt	2	24	12.0	12	0	92t
	Pine, Ed	2	16	8.0	13	0	92t
	Mertens, Jerry	2	0	0	0	0	92t
1963	Alexander, Kermit	5	72	17.4	38	0	25t
1964	Alexander, Kermit	5	65	13.0	24	0	22t
1965	Johnson, Jimmy	6	47	7.8	26	0	8t
1966	Alexander, Kermit	4	73	18.3	55	0	32t
	Johnson, Jimmy	4	57	14.3	35t	1	32t
1967	Alexander, Kermit	5	72	14.4	48	0	21t
1968	Alexander, Kermit	9	155	17.2	66t	1	3
1969	Alexander, Kermit	5	39	7.8	22	0	15t
	Johnson, Jimmy	5	18	3.6	18	0	15t
1970	Taylor, Bruce	3	70	23.3	70	0	46t/23t
	Phillips, Mel	3	49	16.3	35t	1	46t/23t
	Nunley, Frank	3	42	14.0	24	0	46t/23t
	Taylor, Roosevelt	3	27	9.0	19	0	46t/23t
1971	Taylor, Bruce	3	68	22.7	49	0	58t/29t
	Johnson, Jimmy	3	16	5.3	10	0	58t/29t
	Taylor, Roosevelt	3	13	4.3	13	0	58t/29t
1972	Johnson, Jimmy	4	18	4.5	15	0	20t/7t
1973	Taylor, Bruce	6	30	5.0	22	0	4t/2t
1974	McGill, Ralph	5	71	14.2	45	0	13t/6t
1975	Taylor, Bruce	3	29	9.7	15	0	54t/26t
1976	Rhodes, Bruce	3	42	14.0	30	0	43t/24t
1977	Washington, Dave	2	68	34.0	50	0	91t/37t
	Phillips, Mel	2	23	11.5	23	0	91t/37t
1978	Crist, Chuck	6	59	26.5	32	0	10t/9t
1979	Hicks, Dwight	5	57	11.4	29	0	17t/8t
1980	Hicks, Dwight	4	73	18.3	44	0	39t/17t
	Churchman, Ricky	4	7	1.8	7	0	39t/17t
1981	Hicks, Dwight	9	239	26.6	72	1	3t/2t

Year	Player	No	Yds	Avg	Lg	TD	Rank
1982	Hicks, Dwight	3	5	1.7	3	0	21t/8t
1983	Wright, Eric	7	164	23.4	60t	2	6t/4t
1984	Turner, Keena	4	51	12.8	21	0	33t/17t
	Lott, Ronnie	4	26	6.5	15	0	33t/17t
1985	Lott, Ronnie	6	68	11.3	25	0	10t/3t
1986	Lott, Ronnie	10	134	13.4	57t	1	1/1
1987	Lott, Ronnie	5	62	12.4	34	0	7t/4t
	Griffin, Don	5	1	0.2	1	0	7t/4t
1988	Mckyer, Tim	7	11	1.6	7	0	6t/5
1989	Lott, Ronnie	5	34	6.8	28	0	17t/9t
1990	Waymer, Dave	7	64	9.1	24	0	3t/2t
1991	Waymer, Dave	4	77	19.3	42	0	23t/13t
1992	Griffin, Don	5	4	0.8	2	0	15t/5t
1993	McGruder, Michael	5	89	17.8	37	1	14t/6t
1994	Hanks, Merton	7	93	13.3	38	0	4t/4t
1995	Drakeford, Tyronne	5	54	10.8	37	0	15t/10t
	Hanks, Merton	5	31	6.2	23	0	15t/10t
1996	Pope, Marquez	6	98	16.3	55t	1	4t/2t
1997	Hanks, Merton	6	103	17.2	55t	1	5t/3t
1998	Walker, Darnell	4	78	19.5	36	0	24t/11t
	Hanks, Merton	4	37	9.3	37	0	24t/11t
	Bronson, Zack	4	34	8.5	28	0	24t/11t
	McDonald, Tim	4	22	5.5	18	0	24t/11t
1999	Schulters, Lance	6	127	21.2	64t	1	6t/3t
2000	Bronson, Zack	3	75	25.0	43	0	46t/21t
	Montgomery, Monty	3	68	22.7	46t	1	46t/21t
2001	Bronson, Zack	7	165	23.6	97t	2	7t/4t
	Plummer, Ahmed	7	45	6.4	24	0	7t/4t
2002	Parrish, Tony	7	204	29.1	60	0	3t/2t
2003	Parrish, Tony	9	202	22.4	49	0	1t/1t
2004	Parrish, Tony	4	64	16.0	26	0	21t/10t
2005	Spencer, Shawntae	4	85	21.3	61t	1	19t/9t
	Adams, Mike	4	36	9.0	40t	1	19t/9t
2006	Harris, Walt	8	84	10.5	42	1	3t/1t
2007	Clements, Nate	4	74	18.5	62	0	23t/11t
	Harris, Walt	4	42	10.5	23	0	23t/11t
2008	Harris, Walt	3	25	8.3	24	0	30t/13t
	Spikes, Takeo	3	14	4.7	13	0	30t/13t
2009	Goldson, Dashon	4	39	9.8	34	0	23t/14t
2010	Clements, Nate	3	46	15.3	39	0	31t/21t
	Spikes, Takeo	3	9	3.0	6	0	31t/21t
	Spencer, Shawntae	3	0	0.0	0	0	31t/21t
2011	Goldson, Dashon	6	53	8.8	21	0	4t/2t
	Rogers, Carlos	6	106	17.7	31t	1	4t/2t
2012	Goldson, Dashon	3	21	7.0	20	0	29t/17t
2013	Brock, Tramaine	5	82	16.4	41	1	5t/5t
2014	Cox, Perrish	5	12	2.4	10	0	3t/2t
2015	Brock, Tramaine	3	26	8.7	26	0	24t/10t
	Acker, Kenneth	3	45	15.0	45	0	24t/10t
2016	Hodges, Gerald	2	27	13.5	21	0	47t/23t

49ERS YEARLY STATISTICAL LEADERS

ALL-PURPOSE YARDS (SINCE 1950)

Year	Player	Rush		Rec		Off	Punt Ret		Kick Ret		Ret Yds	Def Yds	Tot Yds
		No	Yds	No	Yds		No	Yds	No	Yds			
1950	Perry, Joe	124	647	13	69	716	0	0	12	223	0	0	939
1951	Perry, Joe	136	677	18	167	844	0	0	1	32	0	0	876
1952	McElhenny, Hugh	98	684	26	367	1,051	20	284	20	284	680	0	1,731
1953	McElhenny, Hugh	112	503	30	474	977	15	104	15	368	472	0	1,449
1954	Perry, Joe	173	1,049	26	203	1,252	0	0	0	0	0	0	1,252
1955	Wilson, Billy	0	0	53	831	831	0	0	0	0	0	0	831
1956	McElhenny, Hugh	185	916	16	193	1,109	15	38	13	300	338	0	1,447
1957	McElhenny, Hugh	102	478	37	458	936	0	0	0	0	0	0	936
1958	Perry, Joe	125	758	23	218	976	0	0	0	0	0	0	976
1959	Smith, J.D.	207	1,036	13	133	1,169	0	0	0	0	0	0	1,169
1960	Smith, J.D.	174	780	36	181	961	0	0	0	0	0	0	961
1961	Smith, J.D.	167	823	28	343	1,166	0	0	0	0	0	0	1,166
1962	Woodson, Abe	0	0	0	0	0	19	179	37	1,157	1,336	0	1,336
1963	Woodson, Abe	0	0	0	0	0	13	95	29	935	1,030	0	1,030
1964	Woodson, Abe	0	0	0	0	0	22	133	32	880	1,013	0	1,013
1965	Parks, Dave	0	0	80	1,344	1,344	0	0	0	0	0	0	1,344
1966	Alexander, Kermit	0	0	0	0	0	30	198	37	984	1,182	0	1,182
1967	Cunningham, Doug	0	0	0	0	0	27	249	31	826	1,075	0	1,075
1968	Willard, Ken	227	967	36	232	1,199	0	0	0	0	0	0	1,199
1969	Cunningham, Doug	147	541	51	484	1,025	0	0	0	0	0	0	1,025
1970	Washington, Gene	0	0	53	1,100	1,100	0	0	0	0	0	0	1,100
1971	Washington, Vic	191	811	36	317	1,128	0	0	33	858	858	0	1,986
1972	Washington, Vic	141	468	43	393	861	0	0	27	771	771	0	1,632
1973	McGill, Ralph	0	0	0	0	0	22	186	17	374	560	0	560
1974	Jackson, Wilbur	174	705	23	190	895	0	0	0	0	0	0	895
1975	Williams, Delvin	117	631	34	370	1,001	0	0	0	0	0	0	1,001
1976	Williams, Delvin	248	1,203	27	283	1,486	0	0	0	0	0	0	1,486
1977	Williams, Delvin	268	931	20	179	1,110	0	0	0	0	0	0	1,110
1978	Williams, Dave	0	0	0	0	0	0	0	34	745	745	0	745
1979	Hofer, Paul	123	615	58	662	1,277	0	0	0	0	0	0	1,277
1980	Cooper, Earl	171	720	83	567	1,287	0	0	0	0	0	0	1,287
1981	Clark, Dwight	3	32	85	1,105	1,137	0	0	0	0	0	0	1,137
1982	Clark, Dwight	0	0	60	913	913	0	0	0	0	0	0	913
1983	Craig, Roger	176	725	48	427	1,152	0	0	0	0	0	0	1,152
1984	Tyler, Wendell	246	1,262	28	230	1,492	0	0	0	0	0	0	1,492
1985	Craig, Roger	214	1,050	92	1,016	2,066	0	0	0	0	0	0	2,066
1986	Rice, Jerry	10	72	86	1,570	1,642	0	0	0	0	0	0	1,642
1987	Craig, Roger	215	815	66	492	1,307	0	0	0	0	0	0	1,307
1988	Craig, Roger	310	1,502	76	534	2,036	0	0	0	0	0	0	2,036
1989	Taylor, John	1	6	60	1,077	1,083	36	417	2	51	468	0	1,551
1990	Rice, Jerry	2	0	100	1,502	1,502	0	0	0	0	0	0	1,502
1991	Rice, Jerry	1	2	80	1,206	1,208	0	0	0	0	0	0	1,208
1992	Watters, Ricky	206	1,013	43	405	1,418	0	0	0	0	0	0	1,418
1993	Rice, Jerry	3	69	98	1,503	1,572	0	0	0	0	0	0	1,572
1994	Watters, Ricky	239	877	66	719	1,596	0	0	0	0	0	0	1,596
1995	Rice, Jerry	5	36	122	1,848	1,884	0	0	0	0	0	0	1,884
1996	Rice, Jerry	11	77	108	1,254	1,331	0	0	0	0	0	0	1,331
1997	Hearst, Garrison	234	1,019	21	194	1,213	0	0	0	0	0	0	1,213
1998	Hearst, Garrison	310	1,570	39	535	2,105	0	0	0	0	0	0	2,105
1999	Garner, Charlie	241	1,229	56	535	1,764	0	0	0	0	0	0	1,764
2000	Garner, Charlie	258	1,142	68	647	1,789	0	0	0	0	0	0	1,789
2001	Hearst, Garrison	252	1,206	41	347	1,553	0	0	0	0	0	0	1,553
2002	Owens, Terrell	7	79	100	1,300	1,379	0	0	0	0	0	0	1,379
2003	Barlow, Kevan	201	1,024	35	307	1,331	0	0	0	0	0	0	1,331
2004	Barlow, Kevan	244	822	35	212	1,034	0	0	0	0	0	0	1,034
2005	Hicks, Maurice	59	308	3	12	320	0	0	34	689	689	0	1,009
2006	Gore, Frank	312	1,695	61	485	2,180	0	0	0	0	0	0	2,180
2007	Gore, Frank	260	1,102	53	436	1,538	0	0	0	0	0	0	1,538
2008	Rossum, Allen	1	1	1	4	5	15	223	47	1,259	1,482	0	1,487
2009	Gore, Frank	229	1,120	52	406	1,526	0	0	0	0	0	0	1,526
2010	Ginn Jr., Ted	2	11	12	163	174	24	321	47	992	1,313	0	1,487
2011	Gore, Frank	282	1,211	17	114	1,325	0	0	0	0	0	0	1,325
2012	Gore, Frank	258	1,214	28	234	1,448	0	0	0	0	0	0	1,448
2013	Gore, Frank	292	1,128	16	141	1,269	0	0	0	0	0	0	1,269
2014	Gore, Frank	255	1,106	11	111	1,217	0	0	0	0	0	0	1,217
2015	Boldin, Anquan	0	0	69	789	789	0	0	0	0	0	0	789
2016	Hyde, Carlos	217	988	27	163	1,151	0	0	0	0	0	0	1,151

BEST PERFORMANCES VS. 49ERS

SCORING

- Points**
 36 Gale Sayers, at Chi. (12/12/65)
- Touchdowns**
 6 Gale Sayers, at Chi. (12/12/65)
- PATs**
 8 Rafael Septien, at Dal. (10/12/80)
 8 Paige Cothren, vs. LA Rams (10/5/58)
- PAT Attempts**
 8 Rafael Septien, at Dal. (10/12/80)
 8 Paige Cothren, vs. LA Rams (10/5/58)
- Field Goals**
 6 Neil Rackers, at Arz. in Mexico City (10/2/05)
 5 Morten Andersen, at Atl. (9/3/00)
 5 Chris Jacke, at GB (10/14/96)
 5 Morten Andersen, at NO (10/25/87)
 5 Lou Michaels, at Bal. (9/25/66)
- Field Goal Attempts**
 7 Morten Andersen, at NO (10/25/87)
- Long Field Goal**
 59 Graham Gano, at Car. (11/6/11)
 59 Morten Andersen, at Atl. (12/24/95)
 56 Al Del Greco, at Hou. (10/27/96)
 55 John Kasay, at Car. (10/24/10)
 54 Josh Brown, at StL (1/3/10)
 54 Jan Stenerud, vs. KC (12/6/71)

RUSHING

- Attempts**
 35 Clinton Portis, vs. Was. (12/18/04)
 Marcel Shipp, at Arz. (10/26/03)
- 32 Calvin Hill, at Dal. (11/10/74)
 Steven Jackson, at StL Rams (12/21/08)
- Yards**
 192 Erric Pegram, vs. Atl. (9/19/93), 27 att.
 181 Willie Galimore, vs. Chi. (9/16/62), 22 att.
 175 Barry Sanders, vs. Det. (12/23/96), 28 att.
 174 Rudi Johnson, at Cin. (12/14/03), 21 att.
 174 Leroy Kelly, vs. Cle. (11/3/68), 27 att.
- Touchdowns**
 4 LaDainian Tomlinson, vs. SD (10/15/06)
 Gale Sayers, at Chi. (12/12/65)
 Rick Casares, vs. Chi. (10/28/56)
- Long**
 84t Chester Taylor, vs. Min. (12/9/07)

PASSING

- Attempts**
 65 Tom Brady, at NE (12/16/12)
 61 Brett Favre, at GB (10/14/96)
 60 Richard Todd, at NYJ (9/21/80)
 58 Glenn Foley, vs. NYJ (9/6/98)
 58 Jay Schroeder, at Was. (12/1/85)
- Completions**
 42 Richard Todd, at NYJ (9/21/80)
 41 Eli Manning, at NYG (10/11/15)
 37 Matt Ryan, vs. Atl. (12/23/13)
 36 Tom Brady, at NE (12/16/12)
 35 Dieter Brock, at LA Rams (10/27/85)
- Yards**
 484 Kurt Warner, at Arz. (11/25/07)
 471 Brad Johnson, vs. Was. (12/26/99)
 460 Don Meredith, vs. Dal. (11/10/63)
 447 Richard Todd, at NYJ (9/21/80)
 444 Dan Fouts vs. SD (12/11/82)
- Touchdowns**
 5 Donovan McNabb, at Phi. (9/18/05)
 5 Kurt Warner, at StL (10/10/99)
 5 Vince Ferragamo, at LA Rams (10/23/83)
 5 Dan Fouts, vs. SD (12/11/82)
- Interceptions**
 7 Steve DeBerg, at TB (9/7/86)
 6 Steve Grogan, vs. NE (11/30/80)
- Long**
 96t Tobin Rote to Billy Grimes, vs. GB (12/10/50)
- Times Sacked**
 10 Phil Simms, vs. NYG (11/23/80)
 10 James Harris, at LA Rams (10/11/76)
 10 Bill Munson, vs. LA Rams (12/6/64)

RECEIVING

- Receptions**
 17 Clark Gaines, at NYJ (9/21/80)
 14 Roy Helu Jr. at Was. (11/6/11)
 12 Roddy White, vs. Atl. (12/23/13)
 12 Reggie Wayne, at Ind. (11/1/09)
 12 Tim Hightower, at Ari. (9/13/09)
 12 Cris Carter, vs. Min. (12/18/95)
 12 Michael Irvin, at Dal. (10/17/93)
- Yards**
 220 Don Beebe, at GB (10/14/96)
 214 Harlon Hill, vs. Chi. (10/31/54)
 213 Terrell Owens, at Dal. (11/23/08)
 210 Roddy White, vs. Atl. (10/11/09)
 202 Paul Flatley, vs. Min. (10/24/65)
- Touchdowns**
 4 Isaac Bruce, at StL (10/10/99)
 4 Ahmad Rashad, at Min. (9/2/79)
 4 Harlon Hill, vs. Chi. (10/31/54)
- Long**
 96t Billy Grimes, vs. GB (12/10/50)

INTERCEPTIONS

- Interceptions**
 3 Bill Simpson, vs. LA Rams (11/20/77)
 3 Gene Howard, at LA Rams (11/21/71)
 3 Roy Winston, vs. Min. (10/25/64)
 3 Jerry Richardson, at LAN (10/18/64)
 3 Donald Doll, at Det. (10/8/50)
- Yards**
 107 Aaron Martin, at LA Rams (10/18/64)
 101 Tom Pridemore, at Atl. (9/20/81)
- Long**
 101t Tom Pridemore, at Atl. (9/20/81)

SACKS

- Sacks**
 4.5 Kevin Greene, vs. LA Rams (12/18/88)
 3.0 13 Players

PUNTING

- Punts**
 12 Wilbur Summers, vs. Det. (10/23/77)
 12 Rusty Jackson, vs. LA Rams (11/21/76)
- Average**
 58.5 Reggie Roby, at Mia. (9/28/86) (min. 4 pts)
- Long**
 90 Don Chandler, at GB (10/10/65)

PUNT RETURNS

- Returns**
 8 Rolland Lawrence, vs. Atl. (10/9/77)
 7 Nate Burleson, at Sea. (12/6/09)
 7 Alvin Pearman, at Jac. (12/18/05)
 7 J.T. Smith, at Phx. (11/6/88)
 7 Robbie Martin, vs. Ind. (10/5/86)
 7 LeRoy Irvin, vs. LA Rams (10/25/81)
 7 Roland Lawrence, vs. Atl. (10/23/76)
- Yards**
 184 Tom Watkins, at Det. (10/6/63)
- Long**
 90t Tom Watkins, at Det. (10/6/63)

KICKOFF RETURNS

- Returns**
 9 Ahmad Merritt, vs. Chi. (9/7/03)
 9 Eric Metcalf, vs. Atl. (9/29/96)
- Yards**
 222 Leon Washington, vs. Sea. (12/12/10)
 208 Ron Smith, at Chi. (11/19/72)
- Long**
 101 Percy Harvin, at Min. (9/27/09)
 101 Mel Gray, vs. NO (9/21/86)

49ERS SINGLE-SEASON TEAM RECORDS

SCORING

Most Points Scored
 505 (1994, 16 games)
 479 (1998, 16 games)
 475 (1984, 16 games)

Highest Average
 31.6 (1994, 16 games)
 31.0 (1953, 12 games)
 30.6 (1987, 15 games)

Fewest Points Scored
 198 (1963, 14 games)
 208 (1960, 12 games)
 209 (1982, 9 games)
 213 (1950, 12 games)

Lowest Average
 13.7 (2007, 16 games)
 13.7 (1978, 16 games)
 14.1 (1963, 14 games)

TOUCHDOWNS

Most Scored
 66 (1994, 16 games)
 61 (1998, 16 games)
 (1993, 16 games)
 59 (1987, 16 games)

Fewest Scored
 21 (1960, 12 games)
 23 (2005, 16 games)

Most Allowed
 56 (2016, 16 games)
 54 (2004, 16 games)
 (1979, 16 games)
 53 (1999, 16 games)

Fewest Allowed
 23 (2011, 16 games)
 23 (1971, 14 games)
 24 (1984, 16 games)
 24 (1982, 9 games)
 24 (1951, 12 games)

Most by Rushing
 25 (2016, 16 games)
 24 (1979, 16 games)
 (1955, 12 games)
 23 (1956, 12 games)

Most by Passing
 36 (1999, 16 games)
 30 (2016, 16 games)
 29 (1980, 16 games)

KICKING

Most Field Goals Made
 44 (2011, 16 games)
 32 (2013, 16 games)
 30 (1996, 16 games)
 29 (2012, 16 games)
 (2008, 16 games)
 (2006, 16 games)
 (1997, 16 games)
 (1989, 16 games)

Most PATs Made
 60 (1994, 16 games)
 59 (1993, 16 games)
 56 (1984, 16 games)

RUSHING

Most Attempts
 585 (1978, 16 games)
 576 (1976, 14 games)
 564 (1977, 14 games)

Most Yards Gained
 2,544 (1998, 16 games)
 2,523 (1988, 16 games)
 2,498 (1954, 12 games)

Highest Average
 5.7 (1954, 12 games)
 5.2 (1998, 16 games)
 5.1 (2012, 16 games)

Most Touchdowns
 28 (1954, 12 games)
 27 (1961, 14 games)
 26 (1993, 16 games)
 26 (1953, 12 games)

PASSING

Most Attempts
 644 (1995, 16 games)
 602 (1979, 16 games)
 597 (1980, 16 games)
 583 (2000, 16 games)
 583 (1990, 16 games)

Most Completions
 432 (1995, 16 games)
 366 (2000, 16 games)
 363 (1980, 16 games)
 361 (1979, 16 games)
 360 (1990, 16 games)

Highest Completion Pct.
 70.3 (1994, 16 games)
 70.2 (1989, 16 games)
 67.6 (1993, 16 games)
 67.1 (1995, 16 games)
 66.5 (1992, 16 games)

Most Yds Gained (Gross)
 4,779 (1995, 16 games)
 4,584 (1989, 16 games)
 4,510 (1998, 16 games)
 4,480 (1993, 16 games)
 4,400 (2000, 16 games)

Most Touchdowns
 44 (1987, 16 games)
 41 (1998, 16 games)
 37 (1994, 16 games)
 35 (1965, 14 games)
 35 (1989, 16 games)

Highest Avg. Gain Per Att.
 9.49 (1989, 16 games)
 8.84 (1961, 14 games)
 8.55 (1993, 16 games)

TOTAL NET YARDS

Most Yards Gained
 6,800 (1998, 16 games)
 6,435 (1993, 16 games)
 6,366 (1984, 16 games)
 6,268 (1989, 16 games)
 6,195 (1992, 16 games)

FIRST DOWNS

Most First Downs
 381 (1998, 16 games)
 372 (1993, 16 games)
 362 (1994, 16 games)
 357 (1987, 15 games)
 356 (1984, 16 games)

Most by Rushing
 141 (2002, 16 games)
 141 (1988, 16 games)
 138 (1984, 16 games)

Most by Passing
 231 (1995, 16 games)
 223 (1998, 16 games)
 213 (1986, 16 games)

Most by Penalty
 34 (2014, 16 games)
 34 (1978, 16 games)
 31 (2011, 16 games)
 30 (1994, 16 games)

FUMBLES

Most Opp. Fumbles Recovered
 27 (1978, 16 games)
 22 (1959, 12 games)
 21 (1981, 16 games)
 21 (1950, 12 games)

INTERCEPTIONS

Most Thrown
 36 (1978, 16 games)
 29 (1958, 12 games)
 28 (1974, 14 games)
 28 (1955, 12 games)

Most Intercepted
 39 (1986, 16 games)
 33 (1951, 12 games)
 27 (1981, 16 games)

PENALTIES

Most Penalties
 134 (2000, 16 games)
 133 (1998, 16 games)
 120 (1999, 16 games)

Most Yards Penalized
 1,156 (1998, 16 games)
 1,135 (2000, 16 games)
 1,045 (1999, 16 games)

QUARTERBACK SACKS

Most Sacks Recorded
 61 (1976, 14 games)
 60 (1985, 16 games)
 57 (1983, 16 games)
 54 (1997, 16 games)

Most Sacks Allowed
 55 (2008, 16 games)
 55 (2007, 16 games)
 53 (1998, 16 games)

Fewest Sacks Allowed
 20 (1982, 9 games)
 22 (2002, 16 games)
 24 (1991, 16 games)

Best Season, Win Percentage

.938 – 1984

Best Season, Win Total

Won 15, Lost 1 – 1984

Worst Season, Win Percentage

.125 – 1978, 1979, 2004

Longest Winning Streak

15 – 11/27/89 to 11/18/90

Longest Winning Streak at Home

19 – 12/23/96 to 10/3/99

Longest Losing Streak at Home

7 – 10/2/16 to present

Longest Winning Streak on Road

18 – 11/27/88 to 12/30/90

Longest Losing Streak on Road

18 – 12/4/77 to 12/16/79

Longest Losing Streak

13 – 9/18/16 to present

Most Consecutive Wins to Start Season

10 – 1990

Most Consecutive Wins to End Season

9 – 1984

Most Consecutive Losses to Start Season

7 – 1979

Most Consecutive Losses to End Season

5 – 1963

Total Shutouts by 49ers

30 – Last vs. LA (9/12/16)

Most Shutouts in a Season

3 – 2001

Most Consecutive Games Scored Points

420 – 10/16/77 to 9/19/04

Largest Comeback Victory

38–35 (OT) victory vs. New Orleans at Candlestick Park, December 7, 1980 (came back from 35–7 deficit in 2nd qtr.)

49ERS SINGLE-GAME TEAM RECORDS

SCORING

Most Points Scored

- 56 vs. Atl. (10/18/92)
- 55 at Det. (12/19/93)
- 52 vs. Chi. (12/23/91)
- 52 vs. Chi. (12/19/65)
- 51 vs. Min. (12/8/84)

Most Points Allowed

- 61 at Chi. (12/12/65)
- 59 at Dal. (10/12/80)
- 56 vs. LAN (11/9/58)

Most Points by Both Teams

- 83 49ers 41, Vikings 42 (at SF), 10/24/65
- 81 49ers 20, Bears 61 (at Chi.), 12/12/65
- 81 49ers 38, Saints 43 (at NO), 11/23/69

Most Points Scored in 1st Quarter

- 27 vs. GB (12/7/58)
- 21 (Several times) Last: vs. Min. (12/18/95)

Most Points Allowed in 1st Quarter

- 24 at Chi. (10/29/06)

Most Points Scored in 2nd Quarter

- 28 at Min. (9/8/83)
- 28 vs. LA Rams (10/28/51)
- 24 (Several times) Last: vs. Atl. (12/4/94)

Most Points Allowed in 2nd Quarter

- 28 at Min. (9/29/63)
- 27 at NYG (10/14/79)

Most Points Scored in 1st Half

- 42 vs. Atl. (10/18/92)
- 41 at Min. (9/8/83)
- 38 vs. LA Rams (10/28/51)

Most Points Allowed in 1st Half

- 41 at Chi. (10/29/06)
- 38 at Dal. (10/12/80)

Most Points Scored in 3rd Quarter

- 21 vs. Arz. (1/2/11)
- 21 at NO (9/4/88)
- 21 at StL (9/18/83)
- 21 vs. Hou. (12/13/81)
- 21 vs. NO (10/21/73)

Most Points Allowed in 3rd Quarter

- 24 vs. StL (10/6/74)
- 21 (Several times) Last: at Ten. (11/27/05)

Most Points Scored in 4th Quarter

- 28 vs. Chi. (12/22/91)
- 28 at Phi. (9/24/89)
- 28 at LA Rams (10/23/83)

Most Points Allowed in 4th Quarter

- 28 at StL (12/30/02)
- 24 at NE (12/16/12)
- 23 vs. Phi. (10/12/08)

Most Points Scored in 2nd Half

- 35 vs. Atl. (9/15/85)
- 31 at LA Rams (10/23/83)
- 30 vs. NO (10/21/73)

Most Points Allowed in 2nd Half

- 36 at NO (11/23/69)
- 35 at Jac. (9/12/99)

Most Decisive Victory

- 49 49ers 49 at Lions 0, 10/1/61

Most Decisive Loss

- 45 Cowboys 59 vs. 49ers 14, 10/12/80

TOUCHDOWNS

Most Scored

- 8 vs. Atl. (10/18/92)
- 7 vs. Arz. (12/7/03)
- 7 at Det. (12/19/93)
- 7 vs. Chi. (12/23/91)
- 7 vs. LA Rams (12/27/87)
- 7 at Atl. (10/29/72)
- 7 vs. Chi. (9/19/65)
- 7 at Det. (10/1/61)
- 7 vs. GB (12/7/58)
- 7 vs. Dal. Texans (10/26/52)

Most Allowed

- 9 at Chi. (12/12/65)
- 8 at Dal. (10/12/80)
- 8 at LA Rams (11/9/58)

Most Scored by Rushing

- 6 at Det. (10/1/61)

Most Allowed by Rushing

- 5 at Chi. (12/12/65)
- 5 vs. Chi. (10/28/56)
- 5 vs. Cle. (10/2/55)

Most Scored by Passing

- 6 at Atl. (10/14/90)

Most Allowed by Passing

- 5 (6 times) Last: at Phi. (9/18/05)

KICKING

Most Field Goals Made

- 6 vs. Atl. (9/29/96)
- 6 at NO (10/16/83)

Most Field Goals Allowed

- 6 vs. Arz. (10/2/05), Mex. City

NET YARDS

Most Yards Gained

- 621 vs. Buf. (10/7/12) (311 rush, 310 pass)
- 598 vs. Buf. (9/13/92) (159 rush, 439 pass)
- 597 vs. Bal. (12/13/53) (252 rush, 345 pass)
- 590 vs. Atl. (10/18/92) (191 rush, 399 pass)

Most Yards Allowed

- 584 at Chi. (12/12/65) (183 rush, 401 pass)
- 583 at Phi. (9/18/05) (140 rush, 443 pass)
- 577 vs. LA Rams (11/9/58) (324 rush, 253 pass)

Fewest Yards Gained

- 61 at Det. (10/6/63) (71 rush, -10 pass)
- 81 vs. GB (12/10/60) (71 rush, 10 pass)
- 88 vs. LA Rams (11/21/76) (70 rush, 18 pass)

Fewest Yards Allowed

- 44 vs. Atl. (10/23/76) (83 rush, -39 pass)
- 65 at Det. (10/12/52) (40 rush, 25 pass)
- 82 vs. NO (10/21/73) (97 rush, -15 pass)

FIRST DOWNS

Most First Downs

- 36 vs. Ind. (10/18/98)
- 33 vs. Hou. (11/8/87)
- 32 vs. LA Rams (11/20/94)

Most First Downs Allowed

- 32 at NE (12/16/12)
- 32 at StL (9/17/00)

Fewest First Downs

- 3 vs. Bal. (11/22/59)
- 5 at Bal. (10/13/63)

Fewest First Downs Allowed

- 2 vs. NO (10/21/73)
- 4 at Det. (10/12/52)

Most by Rushing

- 21 vs. Det. (12/14/98)
- 20 at Min. (10/15/61)

Fewest by Rushing

- 0 at Min. (12/14/69)
- 0 at Bal. (10/13/63)

Most Allowed by Rushing

- 19 at GB (10/11/59)

Fewest Allowed by Rushing

- 0 (8 times) Last: at StL (9/26/13)

Most by Passing

- 24 at Cin. (12/5/99)
- 24 at Atl. (10/14/90)

Most Allowed by Passing

- 25 at NYJ (9/21/80)
- 23 vs. Dal. (11/10/63)

Fewest by Passing

- 1 (6 times) Last: vs. TB (10/30/05)

Fewest Allowed by Passing

- 0 vs. NO (10/21/73)
- 0 vs. LA Rams (10/10/71)

Most by Penalty

- 8 at NO (10/11/98)

Most Allowed by Penalty

- 8 vs. Oak. (10/8/00)

RUSHING

Most Attempts

- 59 at Min. (12/4/77)
- 56 vs. Det. (10/25/63)
- 56 at GB (Milw.) (10/10/54)
- 56 vs. Bal. (10/29/50)

Most Attempts Allowed

- 62 at Chi. (11/19/50)
- 59 at Dal. (10/12/80)

Fewest Attempts

- 10 at GB (11/22/09)

Most Yards Gained

- 355 vs. SD (12/20/14)
- 328 vs. Det. (12/14/98)
- 324 at Min. (10/15/61)

Most Yards Allowed

- 324 at LA Rams (11/9/58)

Fewest Yards Gained

- 5 vs. Hou. (12/7/75)
- 12 at Min. (12/14/69)

Fewest Yards Allowed

- 7 at Arz. (10/29/12)
- 7 at NO (10/1/72)

49ERS SINGLE-GAME TEAM RECORDS

PASSING

Most Attempts

- 63 vs. Phi. (11/25/02)
- 60 at Was. (12/17/86)
- 57 vs. Arz. (10/10/04)
- 57 at Atl. (10/6/85)

Most Attempts Allowed

- 65 at NE (12/16/12)
- 61 at GB (10/14/96)
- 60 at NYJ (9/21/80)
- 58 vs. NYJ (9/6/98)
- 58 at Mia. (9/28/86)
- 58 at Was. (12/1/85)

Fewest Attempts

- 8 vs. NO (11/27/77)
- 8 vs. Min. (11/29/76)
- 12 at Atl. (11/6/77)
- 12 at GB (9/12/76)
- 12 vs. LAN (10/28/51)

Fewest Attempts Allowed

- 4 vs. NO (10/15/78)
- 6 at NYG (10/16/77)
- 7 at NO (11/13/77)

Most Completions

- 38 vs. Arz. (10/10/04)
- 37 at Atl. (10/6/85)
- 36 at Dal. (12/8/02)
- 36 vs. Phi. (11/25/02)
- 36 vs. Chi. (12/17/00)

Most Completions Allowed

- 42 at NYJ (11/21/80)
- 37 vs. Atl. (12/23/13)
- 36 at NE (12/16/12)
- 35 at Arz. (11/25/07)
- 35 at LA Rams (10/27/85)
- 35 at Mia. (9/28/86)

Fewest Completions

- 1 at Chi. (11/13/05)
- 3 vs. Min. (11/29/76)
- 4 vs. Pit. (9/19/77)

Fewest Completions Allowed

- 2 vs. NO (10/15/78)
- 2 at NYG (10/16/77)
- 2 vs. LA Rams (10/10/71)

Most Yards Gained (gross)

- 488 at LA Rams (11/29/93)
- 476 at Atl. (10/14/90)
- 458 at LA Rams (12/11/89)

Most Yards Allowed (gross)

- 486 at Arz. (11/25/07)
- 471 vs. Was. (12/26/99)
- 460 vs. Dal. (11/10/63)

Fewest Yards Gained (gross)

- 28 at Chi. (11/13/05)
- 32 vs. Min. (11/29/76)
- 33 at LAN (11/4/51)
- 34 vs. GB (12/10/60)

Fewest Yards Allowed (gross)

- 13 vs. Chi. (9/16/62)
- 13 vs. LA Rams (10/10/71)
- 17 vs. NO (10/21/73)
- 31 vs. NO (10/15/78)

PENALTIES

Most Penalties

- 22 at Buf. (10/4/98)
- 16 at Atl. (1/3/00)
- 15 at Det. (10/16/11)
- 15 vs. Car. (12/8/96)
- 15 at Was. (11/17/86)

Most Penalties by Opponent

- 17 at Atl. (11/5/78)

Fewest Penalties

- 0 (3 times) Last: at NO (1/6/02)

Fewest Penalties by Opponent

- 0 (5 times) Last: at Bal. (10/26/69)

Most Yards Penalized

- 178 at Buf. (10/4/98)
- 177 at LA Rams (9/18/94)
- 168 at StL (10/24/71)

Most Yards Opponent Penalized

- 165 at Min. (10/13/66)
- 136 at LA Rams (10/8/78)
- 135 vs. StL (11/14/10)
- 133 vs. Cin. (10/1/78)

Fewest Yards Penalized

- 0 (3 times) Last: at NO (1/6/02)

Fewest Yards Opponent Penalized

- 0 (5 times) Last: at Bal. (10/26/69)

FUMBLES

Most Committed

- 10 at Det. (12/17/78)

Most Lost

- 6 at Min. (10/15/61)
- 6 at Cle. (11/12/50)

Most Committed by Opponent

- 8 vs. Min. (10/24/65)
- 8 at NYG (12/1/57)

Most Lost by Opponent

- 6 at NYG (12/1/57)

INTERCEPTIONS

Most Intercepted

- 7 at TB (9/7/86)
- 6 vs. NO (9/14/97)
- 6 vs. NE (11/30/80)
- 6 at Chi. (10/17/54)
- 6 vs. LA Rams (10/28/51)

Most Thrown

- 7 at LA Rams (10/18/64)
- 6 vs. Bal. (12/5/59)
- 6 at Det. (11/4/73)

Most Interception Yards

- 171 vs. StL (11/26/95)
- 163 at GB (10/26/86)

Most Interception Yards by Opponent

- 314 at LA Rams (10/18/64)
- 147 vs. Was. (12/18/04)

TURNOVERS

Most Forced by Defense

- 9 at Oak. (12/20/70), 4 FRs, 5 INTs
- 8 vs. NO (9/14/97), 2 FRs, 6 INTs
- 8 vs. Cin. (10/17/78), 3 FRs, 5 INTs
- 8 at Chi. (10/17/54), 2 FRs, 6 INTs

Most Committed

- 10 at Dal. (10/12/80), 5 FRs, 5 INTs
- 9 at Cle. (11/12/50), 6 FRs, 3 INTs

PUNTS

Most Punts

- 11 vs. LA Rams (11/21/76)
- 11 at Chi. (10/17/54)

Most Punts by Opponent

- 12 vs. Det. (10/23/77)
- 12 vs. LA Rams (11/21/76)

Fewest Punts

- 0 (7 times) Last at Det. (12/19/93)

Fewest Punts by Opponent

- 0 (2 times) Last: at NO (10/20/02)

PUNT RETURNS

Most Punt Returns

- 9 vs. NO (10/17/76)
- 9 at Atl. (10/29/72)
- 8 (6 times) Last: vs. StL (11/21/82)

Most Punt Returns by Opponent

- 9 at Det. (10/6/63)
- 9 vs. Atl. (10/9/77)

Most Punt Return Yards

- 146 vs. Phi. (9/27/59)
- 141 vs. NO (10/17/76)
- 137 vs. LAN (1/2/83)

Most Punt Return Yards by Opponent

- 231 at Det. (10/6/63)
- 166 vs. LA Rams (10/25/81)

KICKOFF RETURNS

Most Kickoff Returns

- 10 vs. SD (10/15/06)
- 9 (6 times): Last vs. Phi. (10/12/08)

Most Kickoff Returns by Opponent

- 10 vs. Atl. (9/29/96)
- 9 (6 times) Last vs. Chi. (9/7/03)

Most Kickoff Return Yards

- 256 at Det. (11/14/54)
- 248 at Det. (9/23/62)

Most Kickoff Return Yards by Opponent

- 260 at Dal. (11/11/65)
- 233 vs. NO (9/21/86)

SACKS

Most Sacks Made

- 10 vs. NYG (11/23/80)
- 10 at LA Rams (10/11/76)
- 10 vs. LA Rams (12/6/64)

Most Sacks Allowed

- 9 at Cle. (12/13/15)
- 9 at Bal. (11/24/11)
- 9 at GB (11/1/98)
- 9 vs. LA Rams (12/18/88)

ALL-TIME TEAM HIGHS AND LOWS

49ERS HIGHS			CATEGORY	49ERS LOWS		
56	vs. Atl.	10/18/92	POINTS	0	(13 times) last vs. TB	11/21/10
8	vs. Atl.	10/18/92	TOUCHDOWNS	0	last at Chi.	12/4/16
6	at Det.	10/1/61	RUSHING TOUCHDOWNS	0	last at Atl.	12/18/16
6	at Atl.	10/14/90	PASSING TOUCHDOWNS	0	last at Chi.	12/4/16
6	last vs. Arz.	11/20/11	FIELD GOALS ATTEMPTED	0	last vs. Sea.	1/1/17
6	last vs. Atl.	9/29/96	FIELD GOALS MADE	0	last vs. Sea.	1/1/17
36	vs. Ind.	10/18/98	TOTAL FIRST DOWNS	3	vs. Bal.	11/22/59
21	vs. Det.	12/14/98	RUSHING FIRST DOWNS	0	last at Min.	12/14/69
24	(2 times) last at Cin.	12/5/99	PASSING FIRST DOWNS	1	(6 times) last vs. TB	10/30/05
621	vs. Buf.	10/7/12	TOTAL NET YARDS	61	at Det.	10/6/63
59	at Min.	12/4/77	RUSHING ATTEMPTS	10	at GB	11/22/09
355	vs. SD	12/20/14	NET RUSHING YARDS	5	vs. Hou.	12/7/75
475	at LA Rams	11/29/93	NET YARDS PASSING	-10	at Det.	10/6/63
9	(4 times) last at Cle.	12/13/15	QB SACKS ALLOWED	0	last at Sea.	9/25/16
488	at LA Rams	11/29/93	GROSS YARDS PASSING	28	at Chi.	11/13/05
63	vs. Phi.	11/25/02	PASS ATTEMPTS	8	(2 times) last vs. NO	11/27/77
38	vs. Arz.	10/10/04	PASS COMPLETIONS	1	at Chi.	11/13/05
7	at LA Rams	10/18/64	INTERCEPTIONS THROWN	0	last vs. Sea.	1/1/17
9	at Oak.	12/20/70	TOTAL TAKEAWAYS	0	last vs. Sea.	1/1/17
10	at Det.	12/17/78	FUMBLES BY	0	last vs. NYJ	12/11/16
6	at Min.	10/15/61	FUMBLES LOST	0	last vs. NYJ	12/11/16
11	(2 times) last vs. LAN	11/21/76	PUNTS	0	(7 times) last at Det.	12/19/93
61.0	at Cle.	9/13/93	PUNTING AVERAGE	0	(7 times) last at Det.	12/19/93
22	at Buf.	10/4/98	PENALTIES	0	(3 times) last at NO	1/6/02
178	at Buf.	10/4/98	YARDS PENALIZED	0	(3 times) last at NO	1/6/02

OPPONENT'S HIGHS			CATEGORY	OPPONENT'S LOWS		
61	at Chi.	12/12/65	POINTS	0	(30 times) last vs. LA	9/12/16
9	at Chi.	12/12/65	TOUCHDOWNS	0	(92 times) last vs. LA	9/12/16
5	(3 times) last at Chi.	12/12/65	RUSHING TOUCHDOWNS	0	last vs. NE	11/20/16
5	(6 times) last at Phi.	9/18/05	PASSING TOUCHDOWNS	0	last at Chi.	12/4/16
7	vs. NO	10/25/87	FIELD GOALS ATTEMPTED	0	last at LA	12/23/16
6	at Arz.	10/2/05	FIELD GOALS MADE	0	last at LA	12/23/16
32	at StL	9/17/00	TOTAL FIRST DOWNS	2	vs. NO	10/21/73
19	at GB	10/11/59	RUSHING FIRST DOWNS	0	(8 times) last at StL	9/26/13
25	at NYJ	9/21/80	PASSING FIRST DOWNS	0	(2 times) last vs. NO	10/21/73
584	at Chi.	12/12/65	TOTAL NET YARDS	44	vs. Atl.	10/23/76
62	vs. Chi.	9/24/50	RUSHING ATTEMPTS	8	vs. StL	11/2/03
324	at LA Rams	11/9/58	NET RUSHING YARDS	7	(2 times) last at Arz.	10/29/12
456	at Arz.	11/25/07	NET YARDS PASSING	-39	vs. Atl.	10/23/76
10	(3 times) last vs. NYG	11/23/80	QB SACKS ALLOWED	0	last vs. NO	11/6/16
486	at Arz.	11/25/07	GROSS YARDS PASSING	13	(2 times) last vs. LAN	10/10/71
65	at NE	12/16/12	PASS ATTEMPTS	4	vs. NO	10/15/78
42	vs. NYJ	9/21/80	PASS COMPLETIONS	2	(3x) vs. NO	10/15/78
7	at TB	9/7/86	INTERCEPTIONS THROWN	0	last vs. Sea.	1/1/17
10	at Dal.	10/12/80	TOTAL TAKEAWAYS	0	last vs. NE	11/20/16
8	(2 times) last vs. Min.	10/24/65	FUMBLES BY	0	last vs. NYJ	12/11/16
6	at NYG	12/1/57	FUMBLES LOST	0	last vs. Sea.	1/1/17
12	(2 times) last vs. Det.	10/23/77	PUNTS	0	(2 times) last at NO	10/20/02
62.0	at GB	10/21/62	PUNTING AVERAGE	21.0	at Bal.	10/1/67
17	at Atl.	11/5/78	PENALTIES	0	(5 times) last at Bal.	10/26/69
165	at Min.	10/13/66	YARDS PENALIZED	0	(5 times) last at Bal.	10/26/69

49ERS POSTSEASON HISTORY

Overall Playoff Record: 31–21

Home: 21–9

Away: 5–11

Neutral Site: 5–1

Super Bowl Championships: (5) 1981, 1984, 1988, 1989, 1994

Date	Game	Winner	Loser	Score	Site	Head Coach
1949 Season						
Dec. 4, 1949	First Round	49ers	N.Y. Yanks	17–7	Kezar Stadium	Lawrence T. Shaw
Dec. 11, 1949	AAFC Championship	Cleveland	49ers	21–7	Cleveland Municipal Stadium	Lawrence T. Shaw
1957 Season						
Dec. 22, 1957	Playoff Game	Detroit	49ers	31–27	Kezar Stadium	Frankie Albert
1970 Season						
Dec. 27, 1970	NFC Divisional	49ers	Minnesota	17–14	Metropolitan Stadium	Dick Nolan
Jan. 3, 1971	NFC Championship	Dallas	49ers	17–10	Kezar Stadium	Dick Nolan
1971 Season						
Dec. 26, 1971	NFC Divisional	49ers	Washington	24–20	Candlestick Park	Dick Nolan
Jan. 2, 1972	NFC Championship	Dallas	49ers	14–3	Texas Stadium	Dick Nolan
1972 Season						
Dec. 23, 1972	NFC Divisional	Dallas	49ers	30–28	Candlestick Park	Dick Nolan
1981 Season						
Jan. 3, 1982	NFC Divisional	49ers	N.Y. Giants	38–24	Candlestick Park	Bill Walsh
Jan. 10, 1982	NFC Championship	49ers	Dallas	28–27	Candlestick Park	Bill Walsh
Jan. 24, 1982	Super Bowl XVI	49ers	Cincinnati	26–21	Pontiac Silverdome	Bill Walsh
1983 Season						
Dec. 31, 1983	NFC Divisional	49ers	Detroit	24–23	Candlestick Park	Bill Walsh
Jan. 8, 1984	NFC Championship	Washington	49ers	24–21	RFK Stadium	Bill Walsh
1984 Season						
Dec. 29, 1984	NFC Divisional	49ers	N.Y. Giants	21–10	Candlestick Park	Bill Walsh
Jan. 6, 1985	NFC Championship	49ers	Chicago	23–0	Candlestick Park	Bill Walsh
Jan. 20, 1985	Super Bowl XIX	49ers	Miami	38–16	Stanford Stadium	Bill Walsh
1985 Season						
Dec. 29, 1985	NFC Wild Card	N.Y. Giants	49ers	17–3	Giants Stadium	Bill Walsh
1986 Season						
Jan. 4, 1987	NFC Divisional	N.Y. Giants	49ers	49–3	Giants Stadium	Bill Walsh
1987 Season						
Jan. 9, 1988	NFC Divisional	Minnesota	49ers	36–24	Candlestick Park	Bill Walsh
1988 Season						
Jan. 1, 1989	NFC Divisional	49ers	Minnesota	34–9	Candlestick Park	Bill Walsh
Jan. 8, 1989	NFC Championship	49ers	Chicago	28–3	Soldier Field	Bill Walsh
Jan. 22, 1989	Super Bowl XXIII	49ers	Cincinnati	20–16	Joe Robbie Stadium	Bill Walsh
1989 Season						
Jan. 6, 1990	NFC Divisional	49ers	Minnesota	41–13	Candlestick Park	George Seifert
Jan. 14, 1990	NFC Championship	49ers	L.A. Rams	30–3	Candlestick Park	George Seifert
Jan. 28, 1990	Super Bowl XXIV	49ers	Denver	55–10	LA Superdome	George Seifert
1990 Season						
Jan. 12, 1991	NFC Divisional	49ers	Washington	28–10	Candlestick Park	George Seifert
Jan. 20, 1991	NFC Championship	N.Y. Giants	49ers	15–13	Candlestick Park	George Seifert
1992 Season						
Jan. 9, 1993	NFC Divisional	49ers	Washington	20–13	Candlestick Park	George Seifert
Jan. 17, 1993	NFC Championship	Dallas	49ers	30–20	Candlestick Park	George Seifert
1993 Season						
Jan. 15, 1994	NFC Divisional	49ers	N.Y. Giants	44–3	Candlestick Park	George Seifert
Jan. 23, 1994	NFC Championship	Dallas	49ers	38–21	Texas Stadium	George Seifert
1994 Season						
Jan. 7, 1995	NFC Divisional	49ers	Chicago	44–15	Candlestick Park	George Seifert
Jan. 15, 1995	NFC Championship	49ers	Dallas	38–28	Candlestick Park	George Seifert
Jan. 29, 1995	Super Bowl XXIX	49ers	San Diego	49–26	Joe Robbie Stadium	George Seifert
1995 Season						
Jan. 6, 1996	NFC Divisional	Green Bay	49ers	27–17	3Com Park	George Seifert
1996 Season						
Dec. 29, 1996	NFC Wild Card	49ers	Philadelphia	14–0	3Com Park	George Seifert
Jan. 4, 1997	NFC Divisional	Green Bay	49ers	35–14	Lambeau Field	George Seifert

49ERS POSTSEASON HISTORY (CONT.)

Date	Game	Winner	Loser	Score	Site	Head Coach
1997 Season						
Jan. 3, 1998	NFC Divisional	49ers	Minnesota	38–22	3Com Park	Steve Mariucci
Jan. 11, 1998	NFC Championship	Green Bay	49ers	23–10	3Com Park	Steve Mariucci
1998 Season						
Jan. 3, 1999	NFC Wild Card	49ers	Green Bay	30–27	3Com Park	Steve Mariucci
Jan. 9, 1999	NFC Divisional	Atlanta	49ers	20–18	Georgia Dome	Steve Mariucci
2001 Season						
Jan. 13, 2002	NFC Wild Card	Green Bay	49ers	25–15	Lambeau Field	Steve Mariucci
2002 Season						
Jan. 5, 2003	NFC Wild Card	49ers	N.Y. Giants	39–38	3Com Park	Steve Mariucci
Jan. 12, 2003	NFC Divisional	Tampa Bay	49ers	31–6	Raymond James Stadium	Steve Mariucci
2011 Season						
Jan. 14, 2012	NFC Divisional	49ers	New Orleans	36–32	Candlestick Park	Jim Harbaugh
Jan. 22, 2012	NFC Championship	N.Y. Giants	49ers	20–17 (OT)	Candlestick Park	Jim Harbaugh
2012 Season						
Jan. 12, 2013	NFC Divisional	49ers	Green Bay	45–31	Candlestick Park	Jim Harbaugh
Jan. 20, 2013	NFC Championship	49ers	Atlanta	28–24	Georgia Dome	Jim Harbaugh
Feb. 3, 2013	Super Bowl XLVII	Baltimore	49ers	34–31	Mercedes-Benz Superdome	Jim Harbaugh
2013 Season						
Jan. 5, 2014	NFC Wild Card	49ers	Green Bay	23–20	Lambeau Field	Jim Harbaugh
Jan. 12, 2014	NFC Divisional	49ers	Carolina	23–10	Bank of America Stadium	Jim Harbaugh
Jan. 19, 2014	NFC Championship	Seattle	49ers	23–17	CenturyLink Field	Jim Harbaugh

49ERS PLAYOFF RECORD VS. OPPONENT

Chicago	3–0	1.000	Philadelphia	1–0	1.000	Detroit	1–1	.500
Cincinnati	2–0	1.000	San Diego	1–0	1.000	Green Bay	3–4	.429
Carolina	1–0	1.000	New Orleans	1–0	1.000	Dallas	2–5	.400
Denver	1–0	1.000	Minnesota	4–1	.800	Baltimore	0–1	.000
L.A. Rams	1–0	1.000	Washington	3–1	.750	Cleveland	0–1	.000
Miami	1–0	1.000	Atlanta	1–1	.500	Seattle	0–1	.000
N.Y. Yanks	1–0	1.000	N.Y. Giants	4–4	.500	Tampa Bay	0–1	.000

THE 49ERS PLAYOFF RECORD WHEN...

22–1	Winning the turnover battle	10–3	Rushing for 150 yards–or–more
4–19	Losing the turnover battle	2–12	Rushing for less than 100 yards
3–0	Tying the turnover battle	22–2	Rushing 30 times–or–more
7–0	Committing no turnovers	9–2	Opponents pass for 300 yards–or–more
24–4	Leading at halftime	15–11	Opponents pass for 250 yards–or–less
5–12	Trailing at halftime	9–17	Opponents rush for 100 yards–or–more
1–3	Tied at halftime	20–3	Opponents rush for less than 100 yards
27–5	Leading after three quarters	6–15	Opponents rush 30 times–or–more
3–15	Trailing after three quarters	26–13	Playing on grass
18–6	Scoring first	4–7	Playing on turf
28–8	Scoring 20–or–more points	21–10	Playing at home
17–2	Holding opponents under 17 points	5–10	Playing on the road
8–4	Passing for 300 yards–or–more	12–8	Decided by touchdown–or–less
19–11	Passing for 250 yards–or–less	0–1	Game goes into overtime
27–7	Rushing for 100 yards–or–more		

49ERS INDIVIDUAL PLAYOFF RECORDS - SERVICE & SCORING

SERVICE

Player	Games	Starts
1. Jerry Rice (WR)	23	23
2. Jesse Sapolu (C/G)	22	19
4. Brent Jones (TE)	21	19
5. Steve Young (QB)	20	14
6. Harris Barton (T)	19	19
Ronnie Lott (S)	19	19
Joe Montana (QB)	19	19

MOST TOUCHDOWNS, Career

Player	Games	TDs
1. Jerry Rice (WR)	23	19
2. Ricky Watters (RB)	7	10
3. Roger Craig (RB)	16	9

MOST TOUCHDOWNS, Game (Non-QB)

Player	Game	TDs
1. Ricky Watters (RB)	vs. NYG (1/15/94), NFC-D	5
2. Roger Craig (RB)	Mia. (1/20/85), SB	3
William Floyd (FB)	Chi. (1/7/95), NFC-D	3
Jerry Rice (WR)	Min. (1/1/89), NFC-D	3
Jerry Rice (WR)	SD (1/29/95), SB	3
Jerry Rice (WR)	Den. (1/28/90), SB	3
Larry Schreiber (RB)	Dal. (12/23/72), NFC-D	3
Ricky Watters (RB)	SD (1/29/95), SB	3

MOST POINTS, Career

Player	Years	Gms	TDs	Rsh	Rec	Ret	2-pt	PAT	FG	Pts
1. Jerry Rice (WR)	1985-2000	23	19	0	19	0	0	0/0	0/0	114
2. Mike Cofer (K)	1988-93	12	0	0	0	0	0	42/46	12/19	78
3. Ray Wersching (K)	1977-87	11	0	0	0	0	0	30/30	13/22	69
4. Ricky Watters (RB)	1991-94	7	10	7	3	0	0	0/0	0/0	60
5. Roger Craig (RB)	1983-90	15	9	7	2	0	0	0/0	0/0	54

MOST POINTS, Game

Player	Game	Points
1. Ricky Watters (RB)	vs. NYG (1/15/94), NFC-D - 5 TDs	30
2. Jerry Rice (WR)	vs. SD (1/29/95), SB - 3 TDs	18
Ricky Watters (RB)	vs. SD (1/29/95), SB - 3 TDs	18
William Floyd (FB)	vs. Chi. (1/7/95), NFC-D - 3 TDs	18
Jerry Rice (WR)	vs. Den. (1/28/90), SB - 3 TDs	18
Jerry Rice (WR)	vs. Min. (1/1/89), NFC-D - 3 TDs	18
Roger Craig (RB)	vs. Mia. (1/20/85), SB - 3 TDs	18
Larry Schreiber (RB)	vs. Dal. (12/23/72), NFC-D - 3 TDs	18

MOST PATs, Career

Player	PATs
1. Mike Cofer (12 games).....	42
2. Ray Wersching (11 games).....	30
3. David Akers (5 games).....	17
Doug Brien (3 games).....	17

MOST PATs, Game

Player	PATs
1. Doug Brien.....	7
vs. SD (1/29/95), SB	
Mike Cofer.....	7
vs. Den. (1/28/90), SB	
3. David Akers.....	6
vs. GB (1/12/13), NFC-D	

MOST FGs Made, Career

Player	FGM
1. Ray Wersching (11 games).....	13
2. Mike Cofer (12 games).....	12
3. David Akers (5 games).....	8

MOST FGs Made, Game

Player	FGM
1. Ray Wersching (11 games).....	4
vs. Cin. (1/24/82), SB	
2. Phil Dawson and 4 players.....	3
Last at Car. (1/12/14), NFC-D	

MOST FGs Attempted, Career

Player	FGA
1. Ray Wersching (11 games).....	20
2. Mike Cofer (12 games).....	19
3. David Akers (5 games).....	9

MOST FGs Attempted, Game

Player	FGA
1. Mike Cofer.....	4
vs. LA Rams (1/14/90), NFC-CG	
vs. Cin. (1/22/89), SB	
Ray Wersching.....	4
at Cin. (1/24/82), SB	
2. Phil Dawson and 4 players.....	3
Last at Car. (1/12/14), NFC-D	

LONGEST FIELD GOAL MADE

Player	YDS
1. Phil Dawson.....	49
at Car. (1/12/14), NFC-D	
2. Wade Richey.....	48
vs. GB (1/3/99), NFC-WC	
3. Mike Cofer.....	47
vs. NYG (1/20/91), NFC-CG	

49ERS INDIVIDUAL PLAYOFF RECORDS - PASSING

MOST PASSING YARDS, Career

Player	Playoff Seasons	Gms	Att	Cmp	Pct	Yds	TD	INT	Lg	QB	
										Rat	Pct.
1. Joe Montana	1981-90 (9)	19	593	375	63.2	4,758	39	17	44	98.2	2.9
2. Steve Young	1987-98 (11)	20	471	292	62.0	3,326	20	13	51t	85.8	2.8
3. Colin Kaepernick	2011-16 (6)	6	162	94	58.0	1,374	7	5	45	87.3	3.1
4. John Brodie	1970-72 (3)	5	143	71	49.7	973	4	7	-	60.7	4.9
5. Jeff Garcia	2001-02 (2)	3	117	71	60.7	757	4	5	76t	73.2	4.3

MOST PASSING YARDS, Game

Player	Game	Att	Cmp	Pct	Yds	TD	INT	Lg	QB	
									Rat	Pct.
1. Joe Montana	vs. Cin. (1/22/89), SB	36	23	63.9	357	2	0	44	115.2	
2. Joe Montana	at Was. (1/8/84), NFC-CG	48	27	56.3	347	3	1	-	91.2	
3. Jeff Garcia	vs. NYG (1/5/03), NFC-WC	44	27	61.4	331	3	1	76t	97.8	
Joe Montana	vs. Mia. (1/20/85), SB	35	24	68.6	331	3	0	40	127.2	
5. Steve Young	vs. GB (1/6/96), NFC-D	65	32	49.2	328	0	2	32	51.3	

LONGEST PASS PLAY

Player	Lg	Date
1. John Brodie to Gene Washington	78t	vs. Was. (12/26/71), NFC-D
2. Jeff Garcia to Terrell Owens	76t	vs. NYG (1/5/03), NFC-WC
Joe Montana to Freddie Solomon	76t	at Was. (1/8/84), NFC-CG
4. Alex Smith to Vernon Davis (TE)	73t	vs. NYG (1/22/12), NFC-CG
5. Joe Montana to Jerry Rice	72t	vs. Min. (1/6/90), NFC-D
6. Joe Montana to John Taylor	61t	vs. NYG (1/20/91), NFC-CG
7. Joe Montana to Jerry Rice	61t	at Chi. (1/8/84), NFC-CG

MOST TD PASSES, Career

Player	TD
1. Joe Montana (19 games)	39
2. Steve Young (20 games)	20
3. Colin Kaepernick (6 games)	7
4. Alex Smith (2 games)	5
5. 2 Players	4

MOST TD PASSES, Game

Player	TD
1. Steve Young	6
vs. SD (1/29/95), SB	
2. Joe Montana	5
vs. Den. (1/28/90), SB	
3. Joe Montana	4
vs. Min. (1/6/90), NFC-D	

HIGHEST COMPLETION PERCENTAGE, Game

Player	Pct
1. Joe Montana	86.7
vs. LA Rams (1/14/90), NFC-CG	
2. Steve Young	77.3
vs. NYG (1/15/94), NFC-D	
3. Colin Kaepernick	76.2
at Atl. (1/20/13), NFC-CG	
4. Joe Montana	75.9
vs. Den. (1/28/90), SB	
5. Steve Young	72.7
vs. Chi. (1/7/95), NFC-D	
(min. 30 attempts)	

HIGHEST COMPLETION PERCENTAGE, Career

Player	Pct
1. Joe Montana (19 games)	63.2
2. Steve Young (20 games)	62.0
3. Jeff Garcia (3 games)	60.7
4. Y.A. Tittle (1 game)	58.1
5. Colin Kaepernick (6 games)	58.0
(min. 30 attempts)	

NFC-WC: NFC Wild Card; **NFC-D:** NFC Divisional
Playoff; **NFC-CG:** NFC Championship;
NFLP - NFL Playoff Game; **SB:** Super Bowl
* denotes NFL playoff record

HIGHEST QB RATING, Career

Player	Rating
1. Alex Smith	101.0
2. Joe Montana	98.2
3. Colin Kaepernick	87.3
4. Steve Young	85.8
5. Y.A. Tittle	76.5
(min. 30 attempts)	

HIGHEST QB RATING, Game

Player	Rating
1. Joe Montana	147.6
vs. Den. (1/28/90), SB	
2. Joe Montana	142.5
vs. Min. (1/6/90), NFC-D	
3. Joe Montana	136.0
at Chi. (1/8/89), NFC-CG	
4. Steve Young	134.8
vs. SD (1/29/95), SB	
5. Colin Kaepernick	127.7
at Atl. (1/20/13), NFC-CG	
(min. 30 attempts)	

MOST ATTEMPTS, Career

Player	Att
1. Joe Montana (19 games)	593
2. Steve Young (20 games)	471
3. Colin Kaepernick (6 games)	162

MOST ATTEMPTS, Game

Player	Att
1. Steve Young	*65
vs. GB (1/6/96), NFC-D	
2. Joe Montana	48
at Was. (1/8/84), NFC-CG	
3. Joe Montana	47
at NYG (12/29/85), NFC-WC	

MOST COMPLETIONS, Career

Player	Comp
1. Joe Montana (19 games)	375
2. Steve Young (20 games)	292
3. Colin Kaepernick (6 games)	94
4. John Brodie (5 games)	71
Jeff Garcia (3 games)	71

MOST COMPLETIONS, Game

Player	Comp
1. Steve Young	32
vs. GB (1/6/96), NFC-D	
2. Jeff Garcia	27
vs. NYG (1/5/03), NFC-WC	
Steve Young	27
at Dal. (1/23/94), NFC-CG	
Joe Montana	27
at Was. (1/8/84), NFC-CG	

LOWEST INT PERCENTAGE, Career

Player	Pct
1. Alex Smith	0.0
2. Steve Young	2.8
3. Joe Montana	2.9
4. Colin Kaepernick	3.1
5. Jeff Garcia	4.3
(min. 30 attempts)	

49ERS INDIVIDUAL PLAYOFF RECORDS - RUSHING

MOST ATTEMPTS, Career

Player	Games	Atts
1. Roger Craig	16	202
2. Frank Gore	8	140
3. Ricky Watters	7	105
4. Steve Young (QB)	22	96
5. Wendell Tyler	6	72

MOST ATTEMPTS, Game

Player	Game	Atts
1. Ken Willard	at Min. (12/27/70), NFC-D	27
2. Larry Schreiber	vs. Dal. (12/23/72), NFC-D	26
3. Terry Kirby	vs. Min. (1/3/98), NFC-D	25
4. Ricky Watters	vs. NYG (1/15/94), NFC-D	24
Roger Craig	vs. LA Rams (1/14/90), NFC-CG	24

MOST YARDS GAINED, Career

Player	Games	Atts	Avg	Yds
1. Roger Craig	16	202	4.0	817
2. Frank Gore	8	140	4.6	646
3. Steve Young (QB)	20	96	6.2	594
4. Colin Kaepernick (QB)	6	51	9.9	507
5. Ricky Watters	7	105	4.6	481

MOST YARDS GAINED, Game

Player	Game	Yds
1. Colin Kaepernick (QB)	vs. GB (1/12/13), NFC-D	181
2. Roger Craig	vs. Min. (1/1/89), NFC-D	135
3. Colin Kaepernick (QB)	at Sea. (1/19/14), NFC-CG	130
4. Garrison Hearst	vs. GB (1/3/99), NFC-WC	128
5. Roger Craig	vs. Min. (1/6/90), NFC-D	125

HIGHEST AVERAGE YARDS PER GAME

Player	Games	Yds/Gm
1. Colin Kaepernick (QB)	6	84.5
2. Hugh McElhenny	1	82.0
3. Frank Gore	8	80.8
4. Ricky Watters	7	68.7
5. Wendell Tyler	6	57.8

MOST RUSHING TOUCHDOWNS, Career

Player	TDs
1. Steve Young (QB) (20 games)	8
2. Roger Craig (16 games)	7
Ricky Watters (7 games).....	7
4. Frank Gore (8 games).....	5
William Floyd (7 games)	5
6. Colin Kaepernick (QB) (6 games)	4
Tom Rathman (14 games)	4

MOST RUSHING TOUCHDOWNS, Game

Player	TDs
1. Ricky Watters	5
vs. NYG (1/15/94), NFC-D	
2. William Floyd	3
vs. Chi. (1/7/95), NFC-D	
Larry Schreiber	3
vs. Dal. (12/23/72), NFC-D	
4. Colin Kaepernick (QB)	2
vs. GB (1/12/13), NFC-D	
Terry Kirby	2
vs. Min. (1/3/98), NFC-D	
Tom Rathman	2
vs. Den. (1/28/90), SB	
Roger Craig.....	2
vs. Min. (1/1/89), NFC-D	

LONG RUNS FROM SCRIMMAGE

Player	Yds
1. Roger Craig.....	80t
vs. Min. (1/1/89), NFC-D	
2. Hugh McElhenny	71
vs. Det. (12/22/57), NFLP	
3. Colin Kaepernick (QB)	58
at Sea. (1/19/14), NFC-CG	
4. Colin Kaepernick (QB)	56t
vs. GB (1/12/13), NFC-D	
5. Joe Montana (QB)	53
vs. NYG (12/29/84), NFC-D	
6. Colin Kaepernick (QB)	42
at GB (1/5/14), NFC-WC	
Frank Gore	42
vs. NO (1/14/12), NFC-D	
Steve Young (QB).....	42
vs. Min. (1/9/88), NFC-D	

49ERS INDIVIDUAL PLAYOFF RECORDS - RECEIVING

MOST RECEPTIONS, Career

	<u>Player</u>	<u>Games</u>	<u>Recepts</u>
1.	Jerry Rice	23	124
2.	Roger Craig (RB)	16	63
3.	Brent Jones (TE)	21	60
4.	Dwight Clark	9	48
5.	John Taylor	17	46

MOST RECEPTIONS, Game

	<u>Player</u>	<u>Game</u>	<u>Recepts</u>
1.	Jerry Rice	vs. GB (1/6/96), NFC-D	11
2.	Jerry Rice	vs. Cin. (1/22/89), SB	11
3.	Jerry Rice	vs. SD (1/29/95), SB	10
4.	6 players		9

MOST YARDS GAINED, Career

	<u>Player</u>	<u>Games</u>	<u>Yds</u>
1.	Jerry Rice	23	1,811
2.	Brent Jones (TE)	21	740
3.	John Taylor	17	734
4.	Dwight Clark	9	726
5.	Roger Craig (RB)	16	606

MOST YARDS GAINED, Game

	<u>Player</u>	<u>Game</u>	<u>Recepts</u>
1.	Jerry Rice	vs. Cin. (1/22/89), SB	215
2.	Vernon Davis (TE)	vs. NO (1/14/12), NFC-D	180
3.	Terrell Owens	vs. NYG (1/5/03), NFC-WC	177
4.	Jerry Rice	vs. SD (1/29/95), SB	149
5.	Jerry Rice	vs. Den. (1/28/90), SB	148

MOST RECEIVING YDS PER GAME, Career (Min. 5 Recepts)

	<u>Player</u>	<u>Games</u>	<u>Avg</u>
1.	Billy Willson (E)	1	107.0
2.	Hugh McElhenny (RB)	1	96.0
3.	Dwight Clark	9	80.7
4.	Jerry Rice	23	78.7
5.	Anquan Boldin	3	75.7

MOST RECEIVING TOUCHDOWNS, Career

	<u>Player</u>	<u>TDs</u>
1.	Jerry Rice (23 games)	19
2.	Vernon Davis, TE (8 games)	7
3.	John Taylor (17 games)	6
	Freddie Solomon (8 games)	6
5.	Brent Jones, TE (21 games)	5
6.	Michael Crabtree (8 games)	4
	Terrell Owens (9 games)	4

MOST RECEIVING TOUCHDOWNS, Game

	<u>Player</u>	<u>TDs</u>
1.	Jerry Rice	3
	vs. SD (1/29/95), SB	
	Jerry Rice	3
	vs. Den. (1/28/90), SB	
	Jerry Rice	3
	vs. Min. (1/1/89), NFC-D	
4.	11 times	2
	Last: Michael Crabtree vs. GB (1/12/13), NFC-D	

HIGHEST RECEIVING AVERAGE, Career

(Min. 5 Recepts)

	<u>Player</u>	<u>Avg</u>
1.	Gene Washington (5 games)	23.4
2.	Vernon Davis, TE (8 games)	22.2
3.	Delanie Walker, TE (4 games)	17.3
4.	Randy Moss (3 games)	16.0
	Hugh McElhenny, RB (1 games)	16.0

MOST 25+ YARD RECEPTIONS, Career

	<u>Player</u>	<u>Recepts</u>
1.	Jerry Rice (23 games)	14
2.	Vernon Davis, TE (8 games)	11
3.	Terrell Owens (5 games)	5
4.	Michael Crabtree (8 games)	4
5.	J.J. Stokes (8 games)	3
	John Taylor (17 games)	3

49ERS INDIVIDUAL PLAYOFF RECORDS - DEFENSE

MOST INTERCEPTIONS, Career

Player	Games	INTs
1. Ronnie Lott	19	8
2. Eric Davis	8	6
3. Riki Ellison	6	3
Dwight Hicks	8	3
Eric Wright	7	3

MOST INTERCEPTIONS, Game

Player	Game	INTs
1. Eric Davis	vs. Dal. (1/15/95), NFC-CG	2
Ronnie Lott	vs. Min. (1/1/89), NFC-D	2
Riki Ellison	vs. Det. (12/31/83), NFC-D	2
Ronnie Lott	vs. NYG (1/3/82), NFC-D	2
Skip Vanderbundt	vs. Dal. (12/23/72), NFC-D	2

LONGEST INTERCEPTION RETURN

Player	Game	Ret. Yds
1. Michael Carter	vs. Was. (1/12/91), NFC-D	61t
2. Ronnie Lott	vs. Min. (1/6/90), NFC-D	58t
3. Jeff Fuller	vs. Min. (1/9/88), NFC-D	48t

MOST INTERCEPTION RETURN YARDS, Career

Player	Games	Ret. Yds
1. Ronnie Lott	19	152
2. Tim McKyer	8	68
3. Chet Brooks	2	66
4. Michael Carter	12	61
5. Eric Davis	8	51

MOST INTERCEPTION RETURN YARDS, Game

Player	Game	Ret. Yds
1. Michael Carter	vs. Was. (1/12/91), NFC-D	61
2. Ronnie Lott	vs. Min. (1/6/90), NFC-D	58
3. Jeff Fuller	vs. Min. (1/9/88), NFC-D	48
4. Eric Davis	vs. Dal. (1/15/95), NFC-CG	44
5. Dashon Goldson	vs. NO (1/14/12), NFC-D	41
Tim McKyer	vs. Min. (1/6/90), NFC-D	41

MOST SACKS, Career (since 1982)

Player	Sacks
1. Charles Haley (12 games)	7.5
2. Ahmad Brooks (8 games)	6.5
Dwaine Board (7 games)	6.5
Tim Harris (6 games)	6.5
5. Fred Dean (5 games)	6.0

MOST SACKS, Game (since 1982)

Player	Sacks
1. Pierce Holt	3.0
vs. Was. (1/9/93), NFC-D	
2. Ahmad Brooks	2.5
at Car. (1/12/14), NFC-D	
Ray McDonald	2.5
vs. NYG (1/22/12), NFC-CG	
Larry Roberts	2.5
vs. Min. (1/1/89), NFC-D	

49ERS INDIVIDUAL PLAYOFF RECORDS - RETURNS

PUNT RETURNS

MOST PUNT RETURNS, Career

Player	Games	Ret
1. John Taylor	17	18
2. Dana McLemore	7	17
3. Dexter Carter	8	10
Bruce Taylor	5	10
5. Kyle Williams	2	9

MOST PUNT RETURNS, Game

Player	Game	Ret
1. Kyle Williams	vs. NYG (1/22/12), NFC-CG	8
2. Dana McLemore	vs. Mia. (1/20/85), SB	5
3. Bruce Taylor	at Min. (12/27/70), NFC-D	5
4. John Taylor	at Chi. (1/8/89), NFC-CG	4
Dana McLemore	vs. Chi. (1/6/85), NFC-CG	4

MOST PUNT RETURN YARDS, Career

Player	Games	Yds
1. John Taylor	17	189
2. Dana McLemore	7	156
3. Dexter Carter	8	80
4. Kyle Williams	2	76
5. Ted Ginn Jr.	5	75

MOST PUNT RETURN YARDS, Game

Player	Game	Yds
1. Kyle Williams	vs. NYG (1/22/12), NFC-CG	70
2. Dana McLemore	vs. Chi. (1/6/85), NFC-CG	69
Bruce Taylor	at Min. (12/27/70), NFC-D	69
4. John Taylor	vs. Cin. (1/22/89), SB	56
5. Dana McLemore	vs. Mia. (1/20/85), SB	51

LONGEST PUNT RETURN, Game

Player	Game	Yds
1. John Taylor	vs. Cin. (1/22/89), SB	45
2. Ted Ginn Jr.	vs. Bal. (2/3/13), SB	32
3. Dexter Carter	vs. NYG (1/15/94), NFC-D	31
John Taylor	vs. NYG (1/20/91), NFC-CG	31
5. Dana McLemore	vs. Mia. (1/20/85), SB	28

PUNT RETURN AVERAGE, Career

Player	Games	Avg
1. Ted Ginn Jr.	4	15.0
2. John Taylor	7	10.5
3. Dana McLemore	7	9.2
4. Kyle Williams	2	8.4
5. Dexter Carter	3	8.0

(min. 5 returns)

PUNT RETURN AVERAGE, Game

Player	Game	Avg
1. John Taylor	vs. Cin. (1/22/89), SB	18.7
2. Dana McLemore	vs. Chi. (1/6/85), NFC-CG	17.3
3. Bruce Taylor	at Min. (12/27/70), NFC-D	13.8
4. John Taylor	vs. Den. (1/28/90), SB	12.7
5. Dana McLemore	vs. Mia. (1/20/85), SB	10.2

-There has been no punt returned for a TD in franchise postseason history

KICKOFF RETURNS

MOST KICKOFF RETURNS, Career

Player	Games	Ret
1. Dexter Carter	8	19
2. LaMichael James	6	14
3. Vinny Sutherland	3	13
4. R.W. McQuarters	2	9
Vic Washington	3	9

MOST KICKOFF RETURNS, Game

Player	Game	Ret
1. R.W. McQuarters	vs. GB (1/3/99), NFC-WC	6
2. Dana McLemore	at Was. (1/8/84), NFC-CG	5
Vinny Sutherland	at GB (1/13/02), NFC-WC	5
Vinny Sutherland	vs. NYG (1/5/03), NFC-WC	5
5. 5 times		4

MOST KICKOFF RETURN YARDS, Career

Player	Games	Yds
1. Dexter Carter	8	341
2. LaMichael James	5	332
3. Vinny Sutherland	3	282
4. Vic Washington	3	250
5. R.W. McQuarters	2	185

MOST KICKOFF RETURNS YARDS, Game

Player	Game	Yds
1. Vic Washington	vs. Dal. (12/23/72), NFC-D	136
2. R.W. McQuarters	vs. GB (1/3/99), NFC-WC	128
3. Chuck Levy	vs. GB (1/11/98), NFC-CG	127
4. Vinny Sutherland	at GB (1/13/02), NFC-WC	99
5. Dana McLemore	at Was. (1/8/84), NFC-CG	98

LONGEST KICKOFF RETURN, Game

Player	Game	Yds
1. Vic Washington	vs. Dal. (12/23/72), NFC-D	97t*
2. Chuck Levy	vs. GB (1/11/98), NFC-CG	95t*
3. Marc Logan	vs. Dal. (1/17/93), NFC-CG	50
4. Kyle Williams	vs. NYG (1/22/12), NFC-CG	40
5. LaMichael James	at GB (1/5/14), NFC-WC	37

*Only kickoffs returned for TDs in franchise postseason history

KICKOFF RETURN AVERAGE, Career

Player	Games	Avg
1. Chuck Levy	2	31.0
2. Vic Washington	2	27.8
3. Terrence Flagler	3	25.2
4. LaMichael James	6	23.7
5. Amos Lawrence	3	23.6

(min. 5 returns)

KICKOFF RETURN AVERAGE, Game

Player	Game	Avg
1. Vic Washington	vs. Dal. (12/23/72), NFC-D	45.3
2. Chuck Levy	vs. GB (1/11/98), NFC-CG	42.3
3. Amos Lawrence	vs. NYG (1/3/82), NFC-D	29.3
Vinny Sutherland	vs. TB (1/12/03), NFC-D	29.3
5. Kyle Williams	vs. NYG (1/22/12), NFC-CG	28.3

49ERS INDIVIDUAL PLAYOFF RECORDS - PUNTING

MOST PUNTING YARDS, Career

Player	Games	Yds
1. Andy Lee	8	1,667
2. Max Runager	6	1,298
3. Barry Helton	8	1,288
4. Tommy Thompson	5	1,093
5. Steve Spurrier	4	1,041

HIGHEST PUNTING AVERAGE, Career

Player	Games	Avg
1. Andy Lee	8	46.3
2. Reggie Roby	2	44.1
3. Jim Miller	3	41.5
4. Klaus Wilmsmeyer	7	41.2
5. Bill LaFleur	2	40.5

HIGHEST PUNTING AVERAGE, Game

Player	Game	Avg
1. Andy Lee	vs. NO (1/14/12), NFC-D	49.5
2. Reggie Roby	at Atl. (1/9/99), NFC-D	47.3
3. Jim Miller	vs. Cin. (1/24/82), SB	46.3
4. Andy Lee	vs. NYG (1/22/12), NFC-CG	45.5
Klaus Wilmsmeyer	at Dal. (1/23/94), NFC-CG	45.5

(min. 4 punts)

HIGHEST NET AVERAGE, Career

Player	Games	Avg
1. Andy Lee	8	39.8
2. Klaus Wilmsmeyer	7	39.0
3. Jim Miller	3	36.0
4. Reggie Roby	2	35.6
5. Max Runager	6	33.8

HIGHEST NET AVERAGE, Game

Player	Game	Avg
1. Klaus Wilmsmeyer	at Dal. (1/23/94), NFC-CG	44.0
2. Andy Lee	vs. NO (1/14/12), NFC-D	43.4
3. Tommy Thompson	vs. GB (1/6/96), NFC-D	40.6
4. Andy Lee	vs. NYG (1/22/12), NFC-CG	40.0
5. Klaus Wilmsmeyer	vs. SD (1/29/95), SB	39.6

(min. 4 punts)

LONGEST PUNT, Game

Player	Long
1. Andy Lee.....	63
vs. NO (1/14/12), NFC-D	
2. Andy Lee.....	62
at Atl. (1/20/13), NFC-CG	
3. Andy Lee.....	59
vs. NYG (1/22/12), NFC-CG	
Steve Spurrier.....	59
at Min. (12/27/70), NFC-D	
Steve Spurrier.....	59
vs. Dal. (1/3/71), NFC-CG	

PUNTS INSIDE THE 20 YARD LINE, Career

Player	In20
1. Andy Lee (8 games).....	12
2. Barry Helton (8 games).....	10
Klaus Wilmsmeyer (7 games).....	10
4. Max Runager (6 games).....	8
5. Reggie Roby (2 games).....	4
Tommy Thompson (5 games).....	4

MOST PUNTS, Career

Player	Punts
1. Andy Lee (8 games).....	36
2. Barry Helton (8 games).....	35
3. Max Runager (6 games).....	33
4. Tommy Thompson (5 games).....	29
Steve Spurrier (4 games).....	29

MOST PUNTS, Game

Player	Punts
1. Andy Lee.....	10
vs. NYG (1/22/12), NFC-CG	
Max Runager.....	10
at NYG (1/4/87), NFC-D	
Steve Spurrier.....	10
vs. Was. (12/26/71), NFC-D	
4. Andy Lee.....	8
vs. NO (1/14/12), NFC-D	
Steve Spurrier.....	8
at Min. (12/27/70), NFC-D	

49ERS TEAM NFL PLAYOFF RECORDS

SCORING

Most Points, Game

- 55 vs. Den. (1/28/90), SB
- 49 vs. SD (1/29/95), SB
- 45 vs. GB (1/12/13), NFC-D

Most Points, Both Teams, Game

- 77 vs. NYG (1/5/03), NFC-WC
- 76 vs. GB (1/12/13), NFC-D
- 75 vs. SD (1/29/95), SB

Fewest Points, Both Teams, Game

- 14 vs. Phi. (12/29/96), NFC-WC, SF 14, Phi. 0
- 17 at Dal. (1/2/72), NFC-CG, Dal. 14, SF 3

Largest Margin of Victory, Game

- 45 vs. Den. (1/28/90), SB, SF 55, Den. 10

TOUCHDOWNS

Most Touchdowns, Game

- 8 vs. Den. (1/28/90), SB
- 7 vs. SD (1/29/95), SB

Most Touchdowns, Both Teams, Game

- 10 vs. NYG (1/5/03), NFC-WC, 49ers 5, NYG 5
- 10 vs. SD (1/29/95), SB, 49ers 7, SD 3
- 10 vs. GB (1/12/13), NFC-D, 49ers 6, GB 4

Fewest Touchdowns, Both Teams, Game

- 1 vs. NYG (1/20/91), NFC-CG, Giants 1, 49ers 0

FIELD GOALS

Most Field Goals, Game

- 4 vs. Cin. (1/24/82), SB

Most Field Goals Attempted, Game

- 4 (3 times) last vs. LAN (1/14/90), NFC-CG

FIRST DOWNS

Most First Downs, Game

- 31 vs. Mia. (1/20/85), SB
- 31 vs. Min. (1/3/98), NFC-D
- 29 vs. GB (1/12/13), NFC-D
- 29 vs. LA Rams (1/14/90), NFC-CG

Fewest First Downs, Game

- 9 at NYG (1/4/87), NFC-D
- 9 at Dal. (1/2/72), NFC-CG
- 11 vs. Was. (12/26/71), NFC-D

Most First Downs, Rushing, Game

- 16 vs. Mia. (1/20/85), SB
- 15 vs. GB (1/12/13), NFC-D
- 15 vs. Min. (1/3/98), NFC-D

Fewest First Downs, Rushing, Game

- 1 (3 times) last at TB (1/12/03), NFC-D

Most First Downs, Passing, Game

- 17 vs. SD (1/29/95), SB
- 17 vs. Dal. (1/10/82), NFC-CG

Fewest First Downs, Passing, Game

- 5 vs. NYG (1/22/12), NFC-CG

TOTAL NET YARDS

Most Net Yards Gained, Game

- 579 vs. GB (1/12/13), NFC-D
- 537 vs. Mia. (1/20/85), SB
- 468 vs. Bal. (2/3/13), SB

Fewest Net Yards Gained, Game

- 184 vs. NYG (1/4/87), NFC-D
- 196 at GB (1/4/97), NFC-D
- 228 at TB (1/12/03), NFC-D

Net Yards, Combined

- 931 vs. GB (1/12/13), NFC-D
- 892 vs. NYG (1/5/03), NFC-WC
- 879 vs. NO (1/14/12), NFC-D
- 851 vs. Mia. (1/20/85), SB

RUSHING

Most Attempts, Game

- 45 vs. LA Rams (1/14/90), NFC-CG
- 44 vs. Den. (1/28/90), SB
- 43 vs. GB (1/12/13), NFC-D

Fewest Attempts, Game

- 11 vs. NYG (1/20/91), NFC-CG
- 13 at TB (1/12/03), NFC-D

Most Rushing Yards, Game

- 323 vs. GB (1/12/13), NFC-D
- 211 vs. Mia. (1/20/85), SB
- 201 vs. Min. (1/1/89), NFC-D

Fewest Rushing Yards, Game

- 29 at NYG (1/4/87), NFC-D
- 33 vs. GB (1/11/98), NFC-CG
- 39 vs. NYG (1/20/91), NFC-CG

Most Rushing Touchdowns, Game

- 6 vs. NYG (1/15/94), NFC-D
- 5 vs. Chi. (1/7/95), NFC-D

PASSING

Most Attempts, Game

- 65 vs. GB (1/6/96), NFC-D
- 48 at NYG (12/28/85), NFC-WC
- 48 at Was. (1/8/84), NFC-CG

Fewest Attempts, Game

- 19 vs. Was. (12/26/71), NFC-D
- 21 at Atl. (1/20/13), NFC-CG
- 21 vs. Phi. (12/29/96), NFC-WC

Most Completions, Game

- 32 vs. GB (1/6/96), NFC-D
- 28 vs. NYG (1/5/03), NFC-WC

Fewest Completions, Game

- 10 vs. Was. (12/26/71), NFC-D
- 12 vs. NYG (1/22/12), NFC-CG
- 12 vs. Dal. (12/23/72), NFC-CG

Most Yards Gained, Game

- 357 vs. Cin. (1/22/89), SB
- 356 vs. NYG (1/5/03), NFC-WC
- 347 at Was. (1/8/84), NFC-CG

Fewest Yards Gained, Game

- 133 at GB (1/4/97), NFC-D
- 150 vs. Dal. (12/23/72), NFC-D
- 153 at Sea. (1/19/14), NFC-CG

Most Touchdowns, Game

- 6 vs. SD (1/29/95), SB
- 5 vs. Den. (1/28/90), SB
- 4 vs. Min. (1/6/90), NFC-D

INTERCEPTIONS

Most Interceptions, Game

- 5 vs. Det. (12/31/83), NFC-D
- 4 vs. Min. (1/6/90), NFC-D

PUNTING

Most Punts, Game

- 10 vs. NYG (1/22/12), NFC-CG
- 10 at NYG (1/4/87), NFC-D
- 10 vs. Was. (12/26/71), NFC-D

Fewest Punts, Game

- 1 vs. Dal. (1/17/93), NFC-CG
- 2 (4 times) last at Car. (1/12/14), NFC-D

Highest Punting Average, Game (4+ punts)

- 49.5 vs. NO (1/14/12), NFC-D
- 47.3 at Atl. (1/9/99), NFC-D

Lowest Punting Average, Game (4+ punts)

- 30.8 vs. Min. (1/6/90), NFC-D

PENALTIES

Most Penalties, Game

- 14 vs. NYG (1/3/82), NFC-D
- 11 vs. NYG (1/4/87), NFC-D

Fewest Penalties, Game

- 0 at Chi. (1/8/89), NFC-CG
- 1 at Dal. (1/2/72), NFC-CG

Most Yards Penalized, Game

- 145 vs. NYG (1/3/82), NFC-D
- 106 vs. Dal. (1/10/82), NFC-CG
- 86 vs. GB (1/12/13), NFC-D

Fewest Yards Penalized, Game

- 0 vs. Chi. (1/8/89), NFC-CG
- 10 (2 times) last at GB (1/5/14), NFC-WC

FUMBLES

Most Fumbles, Game

- 6 vs. Det. (12/22/57), NFLP

Most Fumbles Lost, Game

- 3 (3 times) last vs. Was. (1/9/93), NFC-D

Most Fumbles Committed by Opp., Game

- 5 vs. GB (1/4/97), NFC-D

Most Fumbles Lost by Opponent, Game

- 3 vs. NO (1/14/12), NFC-D
- 3 vs. Dal. (12/23/72), NFC-D
- 3 vs. Det. (12/22/57), NFLP

TURNOVERS

Most Turnovers, Game

- 6 vs. Dal. (1/10/82), NFC-CG

KICK RETURNS

Most Kickoff Returns, Game

- 8 vs. Min. (1/9/88), NFC-D
- 7 vs. NYG (1/5/03), NFC-WC
- 7 at NYG (1/4/87), NFC-D

Most Kickoff Return Yards, Game

- 162 at TB (1/12/03), NFC-D
- 146 at Dal. (12/23/72), NFC-D

Most Kickoff Returns Allowed, Game

- 9 vs. Den. (1/28/90), SB
- 8 vs. SD (1/29/95), SB

Most Kickoff Return Yards Allowed, Game

- 242 vs. SD (1/29/95), SB
- 206 vs. Bal. (2/3/13), SB

Punt Returns, Game

- 8 vs. NYG (1/22/12), NFC-CG

Punt Return Yards, Game

- 70 vs. NYG (1/22/12), NFC-CG
- 69 vs. Chi. (1/6/85), NFC-CG
- 69 at Min. (12/27/70), NFC-D

Punt Returns Allowed, Game

- 7 at NYG (1/4/87), NFC-D

Punt Return Yards Allowed, Game

- 117 at GB (1/4/97), NFC-D

SACKS

Most Sacks Made, Game

- 9 vs. Chi. (1/6/85), NFC-CG
- 6 (5 times) last vs. NYG (1/22/12), NFC-CG

Most Sacks Allowed, Game

- 4 (8 times) last: vs. NO (1/14/12), NFC-D

NFC-WC: NFC Wild Card; **NFC-D:** NFC Divisional
Playoff; **NFC-CG:** NFC Championship;
NFLP – NFL Playoff Game; **SB:** Super Bowl
* denotes NFL playoff record

49ERS POSTSEASON GAME SUMMARIES

1957

Detroit Lions 31, 49ers 27
Western Conference Championship
December 22 at Kezar Stadium
(San Francisco, CA)

San Francisco made its first playoff appearance as an NFL team a memorable one, but came up a bit short against the Detroit Lions at venerable Kezar Stadium. QB Y.A. Tittle completed 18-of-31 passes for 248 yards and three touchdowns for the 49ers. Tittle connected with HB R.C. Owens on a 34-yard scoring toss to record the first ever postseason touchdown for San Francisco. He also had touchdown connections with RB Hugh McElhenny and WR Billy Wilson. McElhenny caught six passes for a game-high 96 yards and rushed for 82 yards on 14 carries.

Lions	0	7	14	10	-	31
49ers	14	10	3	0	-	27

49ers—Owens 34 pass from Tittle (Soltau kick)
 49ers—McElhenny 47 pass from Tittle (Soltau kick)
 Lions—Junker 4 pass from Rote (Martin kick)
 49ers—Wilson 12 pass from Tittle (Soltau kick)
 49ers—Soltau 25 FG
 49ers—Soltau 10 FG
 Lions—Tracy 2 run (Martin kick)
 Lions—Tracy 58 run (Martin kick)
 Lions—Gedman 3 run (Martin kick)
 Lions—Martin 14 FG

1970

49ers 17, Minnesota 14
NFC Divisional Playoff
December 27 at Metropolitan Stadium
(Bloomington, MN)

QB John Brodie scored on a one-yard run with just under two minutes remaining to provide the difference as the 49ers claimed a 17-14 decision over Minnesota at a frigid Metropolitan Stadium. San Francisco was trailing 7-0 in the first quarter when Brodie connected with WR Dick Witcher on a 24-yard scoring toss. Brodie completed 16-of-32 passes for 201 yards and one touchdown.

49ers	7	3	0	7	-	17
Vikings	7	0	0	7	-	14

Vikings—Krause 22 fumble recovery (Cox kick)
 49ers—Witcher 24 pass from Brodie (Gossett kick)
 49ers—Gossett 40 FG
 49ers—Brodie 1 run (Gossett kick)
 Vikings—Washington 24 pass from Cuzzo (Cox kick)

1970

Dallas Cowboys 17, 49ers 10
NFC Championship
January 3 at Kezar Stadium
(San Francisco, CA)

QB John Brodie passed for 262 yards and one touchdown, but it wasn't enough as the Cowboys advanced to Super Bowl V with a 17-10 win over the 49ers at Kezar Stadium. RB Duane Thomas rushed for 143 yards and scored on a 13-yard run in the third quarter to put Dallas ahead 10-3. Later in the quarter QB Craig Morton connected with RB Walt Garrison on a five-yard toss to put the Cowboys up 17-3. San Francisco would add to its final score on its next possession with a 26-yard Brodie-to-WR Dick Witcher touchdown, capping an eight-play, 73-yard drive.

Cowboys	0	3	14	0	-	17
49ers	3	0	7	0	-	10

49ers—Gossett 16 FG
 Cowboys—Clark 21 FG
 Cowboys—Thomas 13 run (Clark kick)
 Cowboys—Garrison 5 pass from Morton (Clark kick)
 49ers—Witcher 26 pass from Brodie (Gossett kick)

1971

49ers 24, Washington Redskins 20
NFC Divisional Playoff
December 26 at Candlestick Park
(San Francisco, CA)

QB John Brodie completed 10-of-19 passes for 176 yards and two touchdowns as San Francisco advanced to the NFC Championship Game with a 24-20 win over Washington at a wet and windy Candlestick Park. Brodie hit WR Gene Washington on a 78-yard play for his first touchdown of the game that helped tie the score at 10-10. On the next 49ers possession Brodie connected with WR Bob Windsor on a two-yard toss into the corner of the end zone that led to a 17-10 lead. The 49ers would insure the victory when DT Bob Hoskins pounced on an errant snap from center and recovered it for a touchdown with just under three minutes remaining in the game. LB Frank Nunley led the defensive effort with 11 tackles and a blocked field goal.

Redskins	7	3	3	7	-	20
49ers	0	3	14	7	-	24

Redskins—Smith 5 pass from Kilmer (Knight kick)
 49ers—Gossett 23 FG
 Redskins—Knight 40 FG
 49ers—Washington 78 pass from Brodie (Gossett kick)
 49ers—Windsor 2 pass from Brodie (Gossett kick)
 Redskins—Knight 36 FG
 49ers—Hoskins rec. fumble in end zone (Gossett kick)
 Redskins—Brown 16 pass from Kilmer (Knight kick)

Dallas Cowboys 14, 49ers 3
NFC Championship
January 2 at Texas Stadium
(Irving, TX)

San Francisco and Dallas combined for just 483 yards of total offense in a low-scoring affair at Texas Stadium. The Cowboys received rushing touchdowns from RB Calvin Hill and RB Duane Thomas as they posted a 14-3 win and earned a bid to Super Bowl VI. San Francisco was paced offensively by RB Vic Washington with 86 yards of total offense. QB John Brodie completed 14-of-30 passes for 184 yards, but was intercepted three times. DE Cedrick Hardman had a big game with 12 tackles, including two sacks. DE Tommy Hart and LB Frank Nunley had 11 tackles each.

49ers	0	0	3	0	-	3
Cowboys	0	7	0	7	-	14

Cowboys—Hill 1 run (Clark kick)
 49ers—Gossett 28 FG
 Cowboys—D. Thomas 2 run (Clark kick)

1972

Dallas Cowboys 30, 49ers 28
NFC Divisional Playoff
December 23 at Candlestick Park
(San Francisco, CA)

QB Roger Staubach came off the bench to rally the Dallas Cowboys with two touchdown passes in the closing minutes of regulation to post a 30-28 come-from-behind win over the 49ers. Staubach connected with WR Billy Parks on a 20-yard touchdown with 1:30 remaining in the game. On the ensuing onside kick the Cowboys recovered and three plays later Staubach connected with WR Ron Sellers for the game winner. The outcome overshadowed several sparkling individual efforts for the 49ers. RB Vic Washington set a club record with his 97-yard touchdown return on the opening kickoff. RB Larry Schreiber also established a then club record by scoring three rushing touchdowns. LB Ed Beard led the Niners defense with 10 tackles while DE Cedrick Hardman added three sacks.

Cowboys	3	10	0	17	-	30
49ers	7	14	7	0	-	28

49ers—Washington 97 kickoff return (Gossett kick)
 Cowboys—Fritsch 37 FG
 49ers—Schreiber 1 run (Gossett kick)
 49ers—Schreiber 1 run (Gossett kick)
 Cowboys—Fritsch 45 FG
 Cowboys—Alworth 28 pass from Morton (Fritsch kick)
 49ers—Schreiber 1 run (Gossett kick)
 Cowboys—Fritsch 27 FG
 Cowboys—Parks 20 pass from Staubach (Fritsch kick)
 Cowboys—Sellers 10 pass from Staubach (Fritsch kick)

1981

49ers 38, New York Giants 24
NFC Divisional Playoff
January 3 at Candlestick Park
(San Francisco, CA)

San Francisco returned to the playoffs for the first time since 1972 and posted its first postseason win since 1971 with a 38–24 triumph over the visiting New York Giants. Aiding the 49ers cause was CB Ronnie Lott, who intercepted two passes, including one he returned 20 yards for a touchdown, and recorded five tackles. Offensively, the Niners were paced by QB Joe Montana, who completed 20–of–31 passes for 304 yards and two touchdowns. Montana hit TE Charlie Young on an eight–yard toss in the first quarter and connected with WR Freddie Solomon on a 58–yard strike in the second. Solomon finished the day with six receptions for 107 yards. He was joined by WR Dwight Clark who had five receptions for 104 yards.

Giants	7	3	7	7	–	24
49ers	7	17	0	14	–	38

- 49ers— Young 8 pass from Montana (Wersching kick)
- Giants— Gray 72 pass from Brunner (Danelo kick)
- 49ers— Wersching 22 FG
- 49ers— Solomon 58 pass from Montana (Wersching kick)
- 49ers— Patton 25 run (Wersching kick)
- Giants— Danelo 48 FG
- Giants— Perkins 59 pass from Brunner (Danelo kick)
- 49ers— Ring 3 run (Wersching kick)
- 49ers— Lott 20 interception (Wersching kick)
- Giants— Perkins 17 pass from Brunner (Danelo kick)

49ers 28, Dallas Cowboys 27
NFC Championship
January 10 at Candlestick Park
(San Francisco, CA)

In the most memorable playoff game to date, the 49ers and Cowboys staged an epic battle. In what was a fitting end for some and a heartbreaking one for others, it was the 49ers who came out on top 28–27. QB Joe Montana capped a brilliant day with a six–yard touchdown pass to WR Dwight Clark late in the fourth quarter to overcome a six–point deficit. “The Catch,” as it would come to be known, capped a 13–play, 89–yard drive that took over four minutes off the clock. Montana finished the day with 286 yards on 22–of–35 passing and three touchdowns. Clark posted eight receptions for 120 yards and two touchdowns.

Cowboys	10	7	0	10	–	27
49ers	7	7	7	7	–	28

- 49ers— Solomon 8 pass from Montana (Wersching kick)
- Cowboys— Septien 44 FG
- Cowboys— Hill 26 pass from White (Septien kick)
- 49ers— Clark 20 pass from Montana (Wersching kick)
- Cowboys— Dorsett 5 run (Septien kick)
- 49ers— Davis 2 run (Wersching kick)
- Cowboys— Septien 22 FG
- Cowboys— Cosbie 21 pass from White (Septien kick)
- 49ers— Clark 6 pass from Montana (Wersching kick)

49ers 26, Cincinnati Bengals 21
Super Bowl XVI
January 24 at Silverdome
(Pontiac, MI)

QB Joe Montana accounted for two first half touchdowns and K Ray Wersching added two field goals as San Francisco built a 20–0 lead at the half and held on for a 26–21 victory over the Bengals for its first Super Bowl Championship. Montana scored on a one–yard run in the first quarter and in the second he led the team on a 12–play, 92–yard drive that resulted in an 11–yard scoring toss to FB Earl Cooper. For the game, Montana completed 14–of–22 passes for 157 yards. Wersching also had an impressive outing. The veteran kicker connected on all four field goal attempts in the game, hitting from 22, 26, 40 and 23 yards. The 49ers defense kept the potent Bengals attack in check for much of the game. Cincinnati QB Ken Anderson warmed up in the second half with three touchdowns, two of them on pass plays to TE Dan Ross, but two fourth quarter field goals by Wersching put the game out of reach. LB Jack Reynolds keyed the 49ers defense with seven tackles and one sack. LB Bob Leopold also recorded seven tackles and NT Archie Reese added six stops.

49ers	7	13	0	6	–	26
Bengals	0	0	7	14	–	21

- 49ers— Montana 1 run (Wersching kick)
- 49ers— Cooper 11 pass from Montana (Wersching kick)
- 49ers— Wersching 22 FG
- 49ers— Wersching 26 FG
- Bengals— Anderson 5 run (Breech kick)
- Bengals— Ross 4 pass from Anderson (Breech kick)
- 49ers— Wersching 40 FG
- 49ers— Wersching 23 FG
- Bengals— Ross 3 pass from Anderson (Breech kick)

- 49ers— Tyler 2 run (Wersching kick)
- Lions— Murray 21 FG
- Lions— Murray 54 FG
- 49ers— Wersching 19 FG
- Lions— Sims 11 run (Murray kick)
- Lions— Sims 3 run (Murray kick)
- 49ers— Solomon 14 pass from Montana (Wersching kick)

Washington Redskins 24, 49ers 21
NFC Championship
January 8 at RFK Stadium
(Washington, DC)

Mark Moseley connected on a 25–yard field goal with 40 seconds remaining to hand San Francisco a heartbreaking 24–21 defeat in the NFC Championship Game at RFK Stadium. The defeat was especially hard to swallow after the 49ers fought back from a 21–0 deficit with 21 fourth–quarter points. QB Joe Montana hit WR Mike Wilson on a five–yard scoring strike 30 seconds into the fourth, snapping the shutout. On the next 49ers possession, Montana hit WR Freddie Solomon on a 76–yard bomb to pull within seven at 21–14. The Redskins went three–and–out on their next possession, which led to another Montana–to–Wilson touchdown and a tie ballgame. Unfortunately for the 49ers, the Redskins would launch a six–minute drive that led to the Moseley field goal and the end of the season. Montana finished the game with his typically excellent numbers: 27–of–48 for 347 yards and three touchdowns. Solomon caught eight passes for 106 yards and one touchdown. DT Pete Kugler led the defensive charge with 10 tackles. He was joined by S Carlton Williamson with eight tackles and LBs Riki Ellison and Keena Turner had six stops each.

49ers	0	0	0	21	–	21
Redskins	0	7	14	3	–	24

- Redskins— Riggins 4 run (Moseley kick)
- Redskins— Riggins 1 run (Moseley kick)
- Redskins— Brown 70 pass from Theismann (Moseley kick)
- 49ers— Wilson 5 pass from Montana (Wersching kick)
- 49ers— Solomon 76 pass from Montana (Wersching kick)
- 49ers— Wilson 12 pass from Montana (Wersching kick)
- Redskins— Moseley 25 FG

1983

49ers 24, Detroit Lions 23
NFC Divisional Playoff
December 31 at Candlestick Park
(San Francisco, CA)

WR Freddie Solomon caught a 14–yard touchdown pass from QB Joe Montana with two minutes remaining to give San Francisco a 24–23 win over the visiting Detroit Lions and earn a berth in the NFC Championship Game. San Francisco’s defense kept the team alive on several occasions, intercepting Detroit QB Gary Danielson five times. LB Riki Ellison had two interceptions while LB Keena Turner, S Dwight Hicks and CB Ronnie Lott had one apiece. RB Wendell Tyler and RB Roger Craig each scored a touchdown for San Francisco. Tyler rushed for 74 yards on 17 carries and also caught two passes for 15 yards. Craig led the Niners in receiving with seven receptions for 61 yards.

Lions	3	6	0	14	–	23
49ers	7	7	3	7	–	24

- Lions— Murray 37 FG
- 49ers— Craig 1 run (Wersching kick)

1984

49ers 21, New York Giants 10
NFC Divisional Playoff
 December 29 at Candlestick Park
 (San Francisco, CA)

QB Joe Montana rushed for 63 yards, passed for 309 yards and the 49ers earned a date in the NFC Championship Game with a 21–10 win over the New York Giants. San Francisco drew first blood when Montana hooked up with his favorite target, WR Dwight Clark, on a 21–yard scoring toss just three minutes into the first quarter. Clark would finish the day with 112 yards on nine receptions. On the Giants next possession, it was S Ronnie Lott who intercepted a QB Phil Simms pass and returned it 38 yards to the New York 12–yard line. Two plays later, Montana hit TE Russ Francis on a nine–yard strike to extend the lead to 14–0. New York would pull within three following LB Harry Carson’s interception and touchdown return off a tipped Montana pass seven minutes into the second quarter. Three minutes later, the 49ers answered when Montana hit WR Freddie Solomon on a 29–yard scoring completion to put San Francisco up 21–10. DE Fred Dean recorded seven tackles and two sacks for the inspired 49ers defense. LB Jack Reynolds added five tackles.

Giants	0	10	0	0	–	10
49ers	14	7	0	0	–	21

49ers— Clark 21 pass from Montana (Wersching kick)
 49ers— Francis 9 pass from Montana (Wersching kick)
 Giants— Haji–Sheikh 46 FG
 Giants— Carson 14 interception return (Haji–Sheikh kick)
 49ers— Solomon 29 pass from Montana (Wersching kick)

49ers 23, Chicago Bears 0
NFC Championship
 January 6 at Candlestick Park
 (San Francisco, CA)

San Francisco advanced to Super Bowl XIX with a 23–0 win over the visiting Chicago Bears. The story of the day was the 49ers defense that recorded nine sacks and held the Bears to 186 yards of total offense. Leading the charge for the defense were DE Gary Johnson and DT Michael Carter. Neither Johnson nor Carter were starters in the game, yet they led the squad with two sacks and six tackles each. LB Riki Ellison recorded a team–high eight tackles. Offensively, San Francisco was led by QB Joe Montana and RB Wendell Tyler. Montana threw for 233 yards and one touchdown, a 10–yard toss to WR Freddie Solomon in the fourth quarter. Tyler had 68 yards on 10 carries and scored on a nine–yard jaunt early in the third quarter.

Bears	0	0	0	0	–	0
49ers	3	3	7	10	–	23

49ers— Wersching 21 FG
 49ers— Wersching 22 FG
 49ers— Tyler 9 run (Wersching kick)
 49ers— Solomon 10 pass from Montana (Wersching kick)
 49ers— Wersching 34 FG

49ers 38, Miami Dolphins 16
Super Bowl XIX
 January 20 at Stanford Stadium
 (Palo Alto, CA)

QB Joe Montana passed for 331 yards and accounted for four touchdowns to lead San Francisco to a 38–16 win over the Miami Dolphins. For his efforts, Montana was named Super Bowl MVP for the second time in his career. The game was played at nearby Stanford Stadium in Palo Alto in front of 84,059 fans. Montana’s first touchdown of the day came on a 33–yard strike to RB Carl Monroe late in the first quarter. He followed that with an eight–yard scoring toss to RB Roger Craig in the second quarter. On the next 49ers possession, Montana added his third score of the day, this time taking it in himself on a six–yard run. His fourth and final score came on a 16–yard pass to Craig midway through the third quarter. Craig also had an impressive day totaling 135 yards of total offense and added two scores. San Francisco rolled up an impressive 537 yards of total offense in the game, including 211 rushing yards. S Carlton Williamson and CB Eric Wright each intercepted a QB Dan Marino pass. LB Keena Turner led the team with six tackles.

Dolphins	10	6	0	0	–	16
49ers	7	21	10	0	–	38

Dolphins— von Schamann 37 FG
 49ers— Monroe 33 pass from Montana (Wersching kick)
 Dolphins— Johnson 2 pass from Marino (von Schamann kick)
 49ers— Craig 8 pass from Montana (Wersching kick)
 49ers— Montana 6 run (Wersching kick)
 49ers— Craig 2 run (Wersching kick)
 Dolphins— von Schamann 31 FG
 Dolphins— von Schamann 30 FG
 49ers— Wersching 27 FG
 49ers— Craig 16 pass from Montana (Wersching kick)

1985

New York Giants 17, 49ers 3
NFC Wild Card
 December 28 at Giants Stadium
 (Meadowlands, NJ)

San Francisco posted more yards of total offense than the host Giants, yet it wasn’t enough as New York rolled up a 17–3 win in the NFC Wild Card Game. QB Joe Montana completed 26–of–47 passes for 296 yards for the 49ers in the losing effort. WR Dwight Clark caught a postseason career–high eight passes for 120 yards. The Giants were led by RB Joe Morris who gained 141 yards on the ground and QB Phil Simms who passed for 181 yards and two touchdowns. Defensively, San Francisco was paced by LB Keena Turner with seven tackles and S Ronnie Lott, who added five stops.

49ers	0	3	0	0	–	3
Giants	3	7	7	0	–	17

Giants— Schubert 47 FG
 Giants— Bavaro 18 pass from Simms (Schubert kick)
 49ers— Wersching 21 FG
 Giants— Hasselbeck 3 pass from Simms (Schubert kick)

1986

New York Giants 49, 49ers 3
NFC Divisional Playoff
 January 4 at Giants Stadium
 (Meadowlands, NJ)

QB Phil Simms threw four touchdown passes and RB Joe Morris rushed for 159 yards as the New York Giants defeated San Francisco for the second consecutive season in a playoff game at Giants Stadium. San Francisco was held to 29 yards on the ground and 184 yards of total offense by a Giants defense led by LB Lawrence Taylor and LB Harry Carson. Carson posted nine tackles and Taylor returned an interception 34 yards for a touchdown. Simms threw four touchdown passes and Morris rushed for 159 yards and two scores to lead a potent New York offense.

49ers	3	0	0	0	–	3
Giants	7	21	21	0	–	49

Giants— Bavaro 24 pass from Simms (Allegre kick)
 49ers— Wersching 26 FG
 Giants— Morris 45 run (Allegre kick)
 Giants— Johnson 15 pass from Simms (Allegre kick)
 Giants— Taylor 34 interception return (Allegre kick)
 Giants— McConkey 28 pass from Simms (Allegre kick)
 Giants— Mowat 29 pass from Simms (Allegre kick)
 Giants— Morris 2 run (Allegre kick)

1987

Minnesota Vikings 36, 49ers 24
NFC Divisional Playoff
 January 9 at Candlestick Park
 (San Francisco, CA)

Minnesota WR Anthony Carter and K Chuck Nelson each established NFL postseason records as the Vikings posted a 36–24 win over hometown San Francisco at Candlestick Park. Carter caught 10 passes from QB Wade Wilson for an NFL postseason record 227 yards. Carter broke the old record of 198 yards that was set by E Tom Fears of the Los Angeles Rams in 1950 against the Chicago Bears. Nelson set his record by kicking five field goals, breaking the old mark of four that was done eight times. San Francisco was led offensively by QB Steve Young, who spelled QB Joe Montana early in the second half. Young completed 12–of–17 passes for 158 yards and one touchdown. He also ran for a team–high 72 yards on six carries and had a five–yard touchdown run.

Vikings	3	17	10	6	–	36
49ers	3	0	14	7	–	24

Vikings— Nelson 21 FG
 49ers— Wersching 43 FG
 Vikings— Hilton 7 pass from Wilson (Nelson kick)
 Vikings— Nelson 23 FG
 Vikings— Rutland 45 interception return (Nelson kick)
 49ers— Fuller 48 interception return (Wersching kick)
 Vikings— Jones 5 pass from Wilson (Nelson kick)
 49ers— Young 5 run (Wersching kick)
 Vikings— Nelson 40 FG
 Vikings— Nelson 46 FG
 49ers— Frank 16 pass from Young (Wersching kick)
 Vikings— Nelson 23 FG

1988

49ers 34, Minnesota Vikings 9
NFC Divisional Playoff
January 1 at Candlestick Park
(San Francisco, CA)

RB Roger Craig and WR Jerry Rice entered the NFL record books as the 49ers advanced to the NFC Championship Game with a convincing 34–9 win over the visiting Minnesota Vikings at Candlestick. Rice set a record, that he shares with five other players, with three touchdown receptions. He scored on receptions of two, four and 11 yards, all thrown by QB Joe Montana. Rice closed the day with five receptions for 61 yards. Craig entered the record book courtesy of his 80–yard touchdown run in the fourth quarter. The run was the longest touchdown run and the longest run from scrimmage in team postseason history. Craig broke the old record established by RB Marcus Allen with his 74–yard touchdown run against the Washington Redskins in 1983. Craig finished the day with 135 yards on 21 carries and two touchdowns. The 49ers defense also posted a strong day, recording six sacks, two interceptions and one fumble recovery. S Ronnie Lott had a big day with four tackles, two interceptions and three passes defended. DE Larry Roberts recorded two and a half sacks.

Vikings	3	0	6	0	–	9
49ers	7	14	0	13	–	34

- Vikings— Nelson 47 FG
- 49ers— Rice 2 pass from Montana (Cofer kick)
- 49ers— Rice 4 pass from Montana (Cofer kick)
- 49ers— Rice 11 pass from Montana (Cofer kick)
- Vikings— H. Jones 5 pass from Wilson (Nelson kick)
- 49ers— Craig 4 run (Cofer kick)
- 49ers— Craig 80 run (Cofer kick)

49ers 28, Chicago Bears 3
NFC Championship
January 8 at Soldier Field
(Chicago, IL)

Game time temperatures were in the teens and the wind chill was 26 below zero, but the San Francisco 49ers were hot, as they rolled to a 28–3 win over the Chicago Bears at Soldier Field. QB Joe Montana hit WR Jerry Rice on a 61–yard scoring toss in the first quarter and a 27–yard scoring toss in the second as the 49ers took a 14–3 lead into the half. In the third quarter, it was again the mastery of Montana, who connected with TE John Frank on a five–yard touchdown pass to extend the lead to 21–3. FB Tom Rathman capped a solid day with a four–yard burst into the end zone with 8:07 remaining in the fourth quarter. Rathman finished with 36 yards rushing and caught five passes for 51 yards. The San Francisco defensive charge was led by LB Mike Walter, who posted a game–high 11 tackles and forced a fumble. S Jeff Fuller recorded nine tackles and intercepted a pass. Offensively, Rice finished with 11 receptions for 133 yards and two touchdowns while Montana completed 17–of–27 passes for 288 yards.

49ers	7	7	7	7	–	28
Bears	0	3	0	0	–	3

- 49ers— Rice 61 pass from Montana (Cofer kick)
- 49ers— Rice 27 pass from Montana (Cofer kick)
- Bears— Butler 25 FG
- 49ers— Frank 5 pass from Montana (Cofer kick)
- 49ers— Rathman 4 run (Cofer kick)

49ers 20, Cincinnati Bengals 16
Super Bowl XXIII
January 22 at Joe Robbie Stadium
(Miami, FL)

In what proved to be the most exciting Super Bowl game of the decade, it was the play of a collected veteran that delivered San Francisco its third NFL Championship. QB Joe Montana connected on 23–of–36 passes for 357 yards, but no completion would be more important than his last. The game opened at a stand still with neither team having any ability to move the ball offensively. San Francisco opened the scoring on a 41–yard field goal by K Mike Cofer late in the first quarter. The Bengals responded with K Jim Breech’s 34–yard field goal and the teams headed to the half locked in a 3–3 tie. The third quarter began with the teams trading field goals before the Bengals broke the touchdown draught. Following a 49ers field goal, Cincinnati KR Stanford Jennings took the Cofer kickoff and returned it 93 yards for a touchdown. It didn’t take long for San Francisco to respond. Montana hit WR Jerry Rice for a 31–yard completion and followed that with a swing pass that RB Roger Craig turned into a 40–yard gain. Two plays and 16 seconds later, Montana found Rice in the corner of the end zone for a 10–yard touchdown. An 11–play, 46–yard drive by the Bengals resulted in a 46–yard field goal by Breech, giving Cincinnati a 16–13 lead and leaving the 49ers just 3:20 on the clock. San Francisco received the kickoff and returned it to the 20, but a penalty moved the ball back to the eight–yard line. What happened next is legendary. Montana connected on five consecutive passes to move the ball to the Bengals 35. A holding penalty moved the ball back 10 yards, but Montana responded with a 27–yard completion to Rice and another first down. A quick hit to Craig followed by a timeout left the Niners with second and two from the Bengals 10–yard line. Following the timeout, Montana hit WR John Taylor in the middle of the end zone for a touchdown and San Francisco had its third Super Bowl title of the decade.

Bengals	0	3	10	3	–	16
49ers	3	0	3	14	–	20

- 49ers— Cofer 41 FG
- Bengals— Breech 34 FG
- Bengals— Breech 43 FG
- 49ers— Cofer 32 FG
- Bengals— Jennings 93 kickoff return (Breech kick)
- 49ers— Rice 14 pass from Montana (Cofer kick)
- Bengals— Breech 40 FG
- 49ers— Taylor 10 pass from Montana (Cofer kick)

1989

49ers 41, Minnesota Vikings 13
NFC Divisional Playoff
January 6 at Candlestick Park
(San Francisco, CA)

QB Joe Montana threw four touchdown passes and RB Roger Craig rushed for 118 yards as the 49ers advanced to the NFC Championship Game with a convincing 41–13 win over the visiting Minnesota Vikings at Candlestick Park. The Vikings opened the scoring on a K Rich Karlis field goal nine minutes into the first quarter, but from that point on it was all San Francisco. The 49ers erupted for 28 consecutive points before halftime to put the game away early. Just 20 seconds after the Vikings initial score, Montana connected with WR Jerry Rice for the first of his four touchdown passes of the afternoon. The play started simply enough before, in true Rice fashion, he turned a seven–yard gain into a 72–yard touchdown. Following an interception by S Chet Brooks, Montana hit TE Brent Jones for an eight–yard touchdown pass and the rout was on. Montana would add touchdown passes to WR John Taylor and another to Rice before handing the game over to reserve QB Steve Young. On the day, Montana completed 17–of–24 passes for 241 yards. The 49ers defense would also contribute a score, courtesy of S Ronnie Lott, who intercepted a QB Tommy Kramer pass and returned it 58 yards for a touchdown.

Vikings	3	0	3	7	–	13
49ers	7	20	0	14	–	41

- Vikings— Karlis 38 FG
- 49ers— Rice 72 pass from Montana (Cofer kick)
- 49ers— Jones 8 pass from Montana (Cofer kick)
- 49ers— Taylor 8 pass from Montana (kick failed)
- 49ers— Rice 13 pass from Montana (Cofer kick)
- Vikings— Karlis 44 FG
- 49ers— Lott 58 interception return (Cofer kick)
- 49ers— Craig 4 run (Cofer kick)
- Vikings— Fenney 3 run (Karlis kick)

49ers 30, Los Angeles Rams 3
NFC Championship
January 14 at Candlestick Park
(San Francisco, CA)

The 49ers defense intercepted QB Jim Everett three times and held the Los Angeles Rams to 156 yards of total offense as San Francisco earned its fourth trip to the Super Bowl of the decade with a 30–3 win at Candlestick Park in the NFC Championship Game. San Francisco QB Joe Montana was superb in his direction of the 49ers offense, completing 26–of–30 passes for 262 yards and two touchdowns. His first touchdown pass of the game came with 11:27 remaining in the second quarter when he hit TE Brent Jones on a 20–yard strike to give the 49ers a 7–3 lead. CB Tim McKyer intercepted an Everett pass giving the 49ers possession at the Los Angeles 27–yard line. A five–play drive culminated in a one–yard touchdown run by RB Roger Craig. It wouldn’t take long for San Francisco to

1990

49ers 28, Washington Redskins 10
 NFC Divisional Playoff
 January 12 at Candlestick Park
 (San Francisco, CA)

strike again. Gaining possession with 3:10 remaining in the second, Montana calmly directed a 14-play, 97-yard drive that ended with an 18-yard scoring toss to WR John Taylor. K Mike Cofer accounted for the final nine points on three field goals in the second half. Offensively, Montana was joined by Craig, who rushed for 94 yards on 24 carries. WR Jerry Rice caught six passes for 55 yards and FB Tom Rathman added 63 yards rushing and 48 yards receiving.

Rams	3	0	0	0	-	3
49ers	0	21	3	6	-	30

- Rams—Lansford 23 FG
- 49ers—Jones 20 pass from Montana (Cofer kick)
- 49ers—Craig 1 run (Cofer kick)
- 49ers—Taylor 18 pass from Montana (Cofer kick)
- 49ers—Cofer 28 FG
- 49ers—Cofer 36 FG
- 49ers—Cofer 25 FG

49ers 55, Denver Broncos 10
 Super Bowl XXIV
 January 28 at Louisiana Superdome
 (New Orleans, LA)

WR Jerry Rice scored three touchdowns, FB Tom Rathman scored twice and QB Joe Montana earned his third Super Bowl MVP award as the San Francisco 49ers cruised to their fourth NFL Championship of the decade with a resounding 55-10 win over the Denver Broncos. The game was played before a crowd of 72,919 at the Louisiana Superdome in New Orleans, LA. Rice scored on touchdown catches of 20, 38 and 28 yards en route to a seven-reception, 148-yard outing. Rathman scored his two touchdowns on runs of one and three yards. The real story of the game was the play of Montana. He completed a sensational 22-of-29 passes for 297 yards and five touchdowns. He was masterful in his direction of the 49ers offense, leading the team on scoring drives of 66, 69 and 71 yards. The 49ers defense proved to be as devastating as the offense. San Francisco harassed Denver QB John Elway all game, intercepting him twice and sacking him on six occasions. DE Daniel Stubbs led the way with two sacks and was joined by four others who had one sack each. DE Kevin Fagan had six tackles and LB Matt Millen added five.

49ers	13	14	14	14	-	55
Broncos	3	0	7	0	-	10

- 49ers—Rice 20 pass from Montana (Cofer kick)
- Broncos—Treadwell 42 FG
- 49ers—Jones 7 pass from Montana (kick failed)
- 49ers—Rathman 1 run (Cofer kick)
- 49ers—Rice 38 pass from Montana (Cofer kick)
- 49ers—Rice 28 pass from Montana (Cofer kick)
- 49ers—Taylor 35 pass from Montana (Cofer kick)
- Broncos—Elway 3 run (Treadwell kick)
- 49ers—Rathman 3 run (Cofer kick)
- 49ers—Craig 1 run (Cofer kick)

QB Joe Montana completed 22-of-31 passes for 274 yards and two touchdowns as San Francisco advanced to the NFC Championship Game with a 28-10 win over the visiting Washington Redskins. The Redskins opened the scoring on a 31-yard touchdown reception from QB Mark Rypien to WR Art Monk. The 49ers answered with a one-yard touchdown run by FB Tom Rathman that capped an eight-play, 74-yard drive to tie the score at 7-7. Washington added a 44-yard field goal by K Chip Lohmiller just before the end of the first quarter to take a 10-7 lead. That would be all of the scoring for the Redskins as the 49ers would reel off 21 consecutive points over the next three quarters. Montana hit WR Jerry Rice on a 10-yard strike to complete a 10-play drive, giving San Francisco its first lead of the game four minutes into the second quarter. Five minutes later, the 49ers would extend their lead to 21-10 thanks to an eight-yard touchdown pass from Montana to WR Mike Sherrard. It was the 49ers defense that would cap the scoring for the day. Following a scoreless third quarter, DT Michael Carter intercepted a Rypien pass that had been tipped by DE Charles Haley and returned it 61 yards for a touchdown. CB Don Griffin and DE Kevin Fagan had seven tackles each to lead the 49ers defense.

Redskins	10	0	0	0	-	10
49ers	7	14	0	7	-	28

- Redskins—Monk 31 pass from Rypien (Lohmiller kick)
- 49ers—Rathman 1 run (Cofer kick)
- Redskins—Lohmiller 44 FG
- 49ers—Rice 10 pass from Montana (Cofer kick)
- 49ers—Sherrard 8 pass from Montana (Cofer kick)
- 49ers—Carter 61 interception return (Cofer kick)

New York Giants 15, 49ers 13
 NFC Championship
 January 20 at Candlestick Park
 (San Francisco, CA)

Kickers and defense were the story of the day at Candlestick as the Giants used five field goals from K Matt Bahr and the Giants defense held San Francisco to 39 yards on the ground to defeat the 49ers 15-13. In the first two quarters, it was Bahr and 49ers K Mike Cofer who provided all the scoring. Bahr connected on a pair of field goals from 28 and 42 yards out. Cofer added field goals of 47 and 35 yards, and the teams entered the half in a 6-6 tie. San Francisco opened the scoring in the third quarter on a 61-yard touchdown pass to WR John Taylor from QB Joe Montana to take a 13-6 lead. From that point on, it was all New York and Matt Bahr. Bahr kicked field goals of 46 and 38 yards to pull the Giants within one at 13-12 with 5:47 remaining. San Francisco took over at its own 20-yard line, but five plays later DT Erik Howard forced

a 49ers fumble and LB Lawrence Taylor recovered at the Giants 43-yard line with 2:36 remaining. A pair of QB Jeff Hostetler completions to TE Mark Bavaro and WR Stephen Baker had the Giants in field goal range at the 49ers 29-yard line with 1:10 remaining in the contest. Three plays later Bahr added his fifth field goal of the day, this one from 42 yards away, as time expired. Montana completed 18-of-26 passes for 190 yards and one touchdown. Taylor caught two passes for 75 yards, including the 61-yard touchdown. WR Jerry Rice added five catches for 54 yards. Defensively, San Francisco was led by LB Bill Romanowski's seven tackles. DT Jim Burt, DT Pierce Holt and DE Charles Haley added one sack each.

Giants	3	3	3	6	-	15
49ers	3	3	7	0	-	13

- 49ers—Cofer 47 FG
- Giants—Bahr 28 FG
- Giants—Bahr 42 FG
- 49ers—Cofer 35 FG
- 49ers—Taylor 61 pass from Montana (Cofer kick)
- Giants—Bahr 46 FG
- Giants—Bahr 38 FG
- Giants—Bahr 42 FG

1992

49ers 20, Washington Redskins 13
 NFC Divisional Playoff
 January 9 at Candlestick Park
 (San Francisco, CA)

QB Steve Young threw for 227 yards, including two touchdown passes, and rushed for an additional 73 yards to lead San Francisco to a hard fought 20-13 win over the visiting Redskins at Candlestick Park. Young tossed a five-yard touchdown pass to WR John Taylor to open the scoring at the 11:48 mark of the first quarter. The teams traded field goals, and then Young hit TE Brent Jones on a 16-yard scoring strike and K Mike Cofer added the extra point to give San Francisco a 17-3 lead at halftime. The Redskins answered with 10 consecutive points on a K Chip Lohmiller field goal and a QB Mark Rypien one-yard touchdown plunge to cut the 49ers lead to 17-13. The locals responded with a 14-play, 59-yard drive that resulted in a 33-yard Cofer field goal with 2:22 remaining. The San Francisco defense did the rest, sacking Rypien four times on its final drive before forcing the Redskins to turn the ball over on downs. DT Pierce Holt had four tackles, including three sacks, to pace a determined Niners defense. CB Don Griffin posted a team-high six stops in the victory.

Redskins	3	0	3	7	-	13
49ers	7	10	0	3	-	20

- 49ers—Taylor 5 pass from Young (Cofer kick)
- Redskins—Lohmiller 19 FG
- 49ers—Cofer 23 FG
- 49ers—Jones 16 pass from Young (Cofer kick)
- Redskins—Lohmiller 32 FG
- Redskins—Rypien 1 run (Lohmiller kick)
- 49ers—Cofer 33 FG

Dallas Cowboys 30, 49ers 20
NFC Championship
January 17 at Candlestick Park
(San Francisco, CA)

QB Troy Aikman completed 24-of-34 passes for 322 yards and two touchdowns as the Cowboys claimed a 30-20 win over the 49ers. The game was played before 64,920 fans at a rainy Candlestick Park. Dallas opened the scoring with a 20-yard field goal by K Lin Elliott. The 49ers answered with a one-yard run by QB Steve Young to take a 7-3 lead after the first quarter. Cowboy RB Emmitt Smith scored the first of his two touchdowns on a four-yard run at the 5:05 mark of the second quarter to put Dallas up 10-7. San Francisco tied the score three minutes later on a 28-yard field goal by K Mike Cofer. FB Daryl Johnston scored the first points of the second half on a three-yard run at the 10:45 mark of the third quarter to put the Cowboys ahead 17-10. Cofer added a field goal for the 49ers to make the score 17-13 heading into the fourth quarter. It was a battle between Aikman and Young in the fourth. Aikman hit Smith on a 16-yard scoring strike at the 12:25 mark, extending the Dallas lead to 24-13. Young answered back with a nine play, 93-yard drive resulting in a five-yard scoring toss to WR Jerry Rice to trim the Cowboys lead to 24-20. It didn't take long for Dallas to respond. On a first and 10 from their own 21, Aikman hit WR Alvin Harper on a crossing pattern that Harper turned into a 70-yard completion. Three plays later Aikman hit WR Kelvin Martin for a six-yard touchdown to secure the win. Rice had an outstanding day receiving, finishing with eight catches for 123 yards and one touchdown. Young completed 25-of-35 passes for 313 yards and one touchdown. CB Eric Davis had six tackles to lead the 49ers defense. DT Ted Washington and DE Kevin Fagan had two sacks each.

Cowboys	3	7	7	13	-	30
49ers	7	3	3	7	-	20

- Cowboys— Elliott 20 FG
- 49ers— Young 1 run (Cofer kick)
- Cowboys— Smith 4 run (Elliott kick)
- 49ers— Cofer 28 FG
- Cowboys— Johnston 3 run (Elliott kick)
- 49ers— Cofer 42 FG
- Cowboys— Smith 16 pass from Aikman (Elliott kick)
- 49ers— Rice 5 pass from Young (Cofer kick)
- Cowboys— Martin 6 pass from Aikman (kick blocked)

1993

49ers 44, New York Giants 3
NFC Divisional Playoff
January 15 at Candlestick Park
(San Francisco, CA)

It was a wattered down 49ers attack at Candlestick Park as RB Ricky Watters established an NFL single-game playoff record with five rushing touchdowns in the 44-3 win over the visting New York Giants. Watters scored on runs of one, one, two, six and two yards as he compiled 118 rushing yards on 24 carries. He also caught a team-high five passes for 46 yards from QB Steve Young, who finished the day completing 17-of-22 passes for 226 yards in the victory. The 49ers defense stepped up their play in the win as well. New York was held to 194 total yards, with only 41 yards rushing. DT Dana Stubblefield had two sacks and LB Bill Romanowski added a team-high five tackles. The game was marked by several milestone events: Attendance of 67,143 set a 49ers and Candlestick Park record (since broken), 44 points are most scored by 49ers in an NFC Playoff Game, Watters sets NFL single-game record for postseason rushing touchdowns (5), postseason touchdowns (5) and points scored (30).

Giants	0	3	0	0	-	3
49ers	9	14	14	7	-	44

- 49ers— Watters 1 run (kick failed)
- 49ers— Cofer 29 FG
- 49ers— Watters 1 run (Cofer kick)
- 49ers— Watters 2 run (Cofer kick)
- Giants— Treadwell 25 FG
- 49ers— Watters 6 run (Cofer kick)
- 49ers— Watters 2 run (Cofer kick)
- 49ers— Logan 2 run (Cofer kick)

Dallas Cowboys 38, 49ers 21
NFC Championship
January 23 at Texas Stadium
(Irving, TX)

The Cowboys broke a 7-7 tie by scoring 21 unanswered points in the second quarter and that proved to be the difference in their 38-21 win over the visiting 49ers. The game was played before 64,902 at Texas Stadium. The Cowboys opened the scoring on a five-yard touchdown run by RB Emmit Smith at 8:14 of the first quarter. San Francisco responded with a seven-yard touchdown reception by FB Tom Rathman from QB Steve Young early in the second quarter to tie the score. That would be as close as the 49ers would get, as Dallas answered with a 21-point outburst in the final 10 minutes of the second quarter to take a 28-7 halftime lead. San Francisco scored its second touchdown of the game at the 5:47 mark of the third quarter. RB Ricky Watters capped a six-play, 43-yard drive with a four-yard scamper into the end zone. Dallas sealed the game by scoring 10 consecutive points on a 42-yard touchdown reception by WR Alvin Harper from reserve QB Bernie Kosar and adding a 50-yard field goal from K Eddie Murray. The 49ers would add another touchdown on a one-yard plunge by Young, capping a 17-play,

94-yard drive. San Francisco was paced offensively by Young, who completed 27-of-45 passes for 287 yards and one touchdown.

49ers	0	7	7	7	-	21
Cowboys	7	21	7	3	-	38

- Cowboys— Smith 5 run (Murray kick)
- 49ers— Rathman 7 pass from Young (Cofer kick)
- Cowboys— Johnston 4 run (Murray kick)
- Cowboys— Smith 11 pass from Aikman (Murray kick)
- Cowboys— Novacek 19 pass from Aikman (Murray kick)
- 49ers— Watters 4 run (Cofer kick)
- Cowboys— Harper 42 pass from Kosar (Murray kick)
- Cowboys— Murray 50 FG
- 49ers— Young 1 run (Cofer kick)

1994

49ers 44, Chicago Bears 15
NFC Divisional Playoff
January 7 at Candlestick Park
(San Francisco, CA)

FB William Floyd rushed for three touchdowns and the 49ers defense held Chicago to just 247 yards in a 44-15 rout of the Bears. Floyd's three scores established him as the first rookie to hit paydirt three times in an NFL playoff game. The Bears actually took an early 3-0 lead on a 39-yard field goal by K Kevin Butler. The Niners bounced back, however, lighting up the scoreboard for 37 unanswered points to put the game away. San Francisco's first points were the result of a 13-play, 68-yard drive that ended with a two-yard run by Floyd. CB Eric Davis then intercepted QB Steve Walsh on the Bears next possession and moments later, QB Steve Young connected with TE Brent Jones for an eight-yard scoring play. The Niners continued to roll in the second quarter, increasing the lead to 30-3 at the half on touchdown runs by Floyd and Young, sandwiched around a K Doug Brien field goal. Floyd's third touchdown of the game midway through the third quarter increased the lead to 37-3 and completed the afternoon's work for many of the San Francisco starters. LB Gary Plummer led a spirited defensive effort, tying the 49ers single-game postseason record with 13 tackles. The 49ers defense also sacked Chicago quarterbacks four times, led by DE Tim Harris' two.

49ers	7	23	7	7	-	44
Bears	3	0	0	12	-	15

- Bears— Butler 39 FG
- 49ers— Floyd 2 run (Brien kick)
- 49ers— Jones 8 pass from Young (kick failed)
- 49ers— Floyd 4 run (Brien kick)
- 49ers— Brien 36 FG
- 49ers— Young 6 run (Brien kick)
- 49ers— Floyd 1 run (Brien kick)
- Bears— Flanigan 2 pass from Kramer (pass failed)
- 49ers— Walker 1 run (Brien kick)
- Bears— Tillman 1 run (pass failed)

49ers 38, Dallas Cowboys 28
NFC Championship
January 15 at Candlestick Park
(San Francisco, CA)

CB Eric Davis returned an interception 44 yards for a touchdown and forced a fumble that San Francisco converted into another touchdown. Those plays set the stage for a defensive effort that produced five takeaways in San Francisco's 38–28 NFC Championship Game win over the Dallas Cowboys. The game was played before a Candlestick Park–record 69,143 (since broken). On the third play of the game, Davis, playing a disguised zone coverage, stepped in front of a QB Troy Aikman pass and sprinted to the end zone. Three plays later, he stripped the ball from WR Michael Irvin and S Tim McDonald recovered. Five plays later, QB Steve Young hit FB Ricky Watters in the flat on a play that produced a 29–yard touchdown and a 14–0 lead. The ensuing kickoff saw 49ers RB Adam Walker jar the ball loose from Dallas returner Kevin Williams and K Doug Brien recovered the fumble. It took seven plays before FB William Floyd plunged in from the one to make it 21–0 with 7:33 remaining in the first quarter. Dallas began its comeback on the next series. Facing third and 23 from the San Francisco 44, Aikman hit Irvin for a touchdown that cut the score to 21–7. Following a Brien field goal of 34 yards, RB Emmitt Smith capped a 63–yard drive with a four–yard run that narrowed the gap to 24–14. The crucial point in the game came seconds before the first half expired. With eight seconds remaining, Young found WR Jerry Rice for a 28–yard score, giving the 49ers a 31–14 lead heading into the locker room. The teams traded touchdowns in the second half with the 49ers holding off a strong Dallas charge in the fourth quarter. Young completed 13–of–29 passes for 155 yards and two touchdowns. He also rushed for 47 yards and another score. Watters led the ground game, compiling 72 yards, while TE Brent Jones and Floyd each had three receptions. Defensively, LB Ken Norton Jr. paced the squad with 10 tackles, while Davis and McDonald added seven. Davis also had two interceptions and a forced fumble. CB Deion Sanders had an interception, along with five passes defended, while DT Rhett Hall and DE Tim Harris each had two sacks.

49ers	21	10	7	0	–	38
Cowboys	7	7	7	7	–	28

- 49ers— Davis 44 interception return (Brien kick)
- 49ers— Watters 29 pass from Young (Brien kick)
- 49ers— Floyd 1 run (Brien kick)
- Cowboys— Irvin 44 pass from Aikman (Boniol kick)
- 49ers— Brien 34 FG
- Cowboys— Smith 4 run (Boniol kick)
- 49ers— Rice 28 pass from Young (Brien kick)
- Cowboys— Smith 1 run (Boniol kick)
- 49ers— Young 3 run (Brien kick)
- Cowboys— Irvin 10 pass from Aikman (Boniol kick)

49ers 49, San Diego Chargers 26
Super Bowl XXIX
January 29 at Joe Robbie Stadium
(Miami, FL)

QB Steve Young set a Super Bowl record with six touchdown passes and WR Jerry Rice hauled in three scoring passes for the second time in his career in the world championship game. The 49ers stars led an offensive explosion that carried the team to a 49–26 win over San Diego. San Francisco wasted little time getting on the scoreboard as it took just three plays following the game's opening kickoff to crack the Chargers end zone. Following a FB William Floyd four–yard run and an 11–yard pass from Young to WR John Taylor, Young connected with Rice streaking down the middle of the field for a 44–yard scoring strike. Following a San Diego punt, San Francisco was back in the end zone again after only three plays as Young, once again, challenged the middle of the Chargers defense, this time with a pass to RB Ricky Watters, which netted a 51–yard score. The Chargers made things close for awhile, however, putting together a 13–play, 78–yard drive that concluded with a RB Natrone Means one–yard touchdown plunge to make it 14–7 after one quarter of play. The 49ers began to break the game open in the second quarter. They followed the San Diego touchdown with a 70–yard drive that culminated with a five–yard scoring pass from Young to Floyd. Two possessions later, following a partially blocked punt by RB Adam Walker, the Niners drove 49 yards for another score on an eight–yard toss from Young to Watters. K John Carney's 31–yard field goal with less than two minutes remaining in the half closed the margin at intermission to 28–10. The Niners put the game away in the third quarter, running the lead to 42–10 on a pair of long drives that ended with Watters' third score of the evening, a nine–yard blast up the middle, and a 15–yard pass from Young to Rice. Rice caught his third touchdown of the night on a seven–yard toss from Young in the fourth quarter, enabling Young to break QB Joe Montana's record of five Super Bowl touchdown passes. Young was named the game's Most Valuable Player, while Rice turned in the second best receiving performance in Super Bowl history with 10 catches for 149 yards, while tying his own record with three scoring receptions.

Chargers	7	3	8	8	–	26
49ers	14	14	14	7	–	49

- 49ers— Rice 44 pass from Young (Brien kick)
- 49ers— Watters 51 pass from Young (Brien kick)
- Chargers— Means 1 run (Carney kick)
- 49ers— Floyd 5 pass from Young (Brien kick)
- 49ers— Watters 8 pass from Young (Brien kick)
- Chargers— Carney 31 FG
- 49ers— Watters 9 run (Brien kick)
- 49ers— Rice 15 pass from Young (Brien kick)
- Chargers— Coleman 98 KO return (Humphries to Seay pass)
- 49ers— Rice 7 pass from Young (Brien kick)
- Chargers— Martin 30 pass from Humphries (Humphries to Pupunu pass)

1995

Green Bay Packers 27, 49ers 17
NFC Divisional Playoff
January 6 at 3Com Park
(San Francisco, CA)

Aided by a swarming defense that caused four turnovers, the Green Bay Packers defeated the 49ers 27–17 at 3Com Park. A record crowd of 69,311 saw the Packers advance to the NFC Championship Game, while the 49ers one–year reign as world champions ended with an overall record of 11–6. Green Bay took its opening drive and marched to the San Francisco 26 before settling for a field goal attempt. However, K Chris Jacke's 44–yard attempt was blocked by S Tim McDonald and the 49ers took over at their 34. On the first play from scrimmage, QB Steve Young hit FB Adam Walker in the flat, but LB Wayne Simmons jarred the ball loose and CB Craig Newsome returned the fumble 31 yards for the touchdown. Green Bay also scored on its next two possessions, a three–yard pass from QB Brett Favre to TE Keith Jackson and a 13–yard toss from Favre to TE Mark Chmura. San Francisco scored its first points of the game late in the half when K Jeff Wilkins nailed a 21–yard field goal with two minutes remaining. The 49ers took their first possession of the third quarter and marched 80 yards for a touchdown, when Young plunged in from the one, cutting the deficit to 21–10. On the 14–play drive, Young was 9–of–10 and ran the ball twice. Again, the Packers responded to the challenge, using a pair of Jacke field goals (27 yards in the third quarter, 26 yards in the fourth quarter), and boosted Green Bay's lead to 27–10. San Francisco's final score of the season came on a two–yard plunge by RB Derek Loville with 50 seconds remaining in the game. Young completed 32 passes in an NFL postseason record 65 attempts, for 328 yards and two interceptions. He also led the 49ers in rushing, gaining 77 yards in nine attempts, including a 40–yard sprint after he was flushed from the pocket. WR Jerry Rice led the receivers with 11 catches for 117 yards, while TE Brent Jones gained 112 yards on eight receptions. Defensively, DT Dana Stubblefield recorded a team–high 10 tackles and a sack for a loss of five yards, while LB Ken Norton Jr. added nine tackles.

Packers	14	7	3	3	–	27
49ers	0	3	7	7	–	17

- Packers— Newsome 31 fumble return (Jacke kick)
- Packers— Jackson 3 pass from Favre (Jacke kick)
- Packers— Chmura 13 pass from Favre (Jacke kick)
- 49ers— Wilkins 21 FG
- 49ers— Young 1 run (Wilkins kick)
- Packers— Jacke 27 FG
- Packers— Jacke 26 FG
- 49ers— Loville 2 run (Wilkins kick)

1996

49ers 14, Philadelphia Eagles 0
 NFC Wild Card
 December 29 at 3Com Park
 (San Francisco, CA)

On a wet and windy Sunday at 3Com Park, San Francisco opened its 1996 postseason by defeating the Philadelphia Eagles 14–0 in the NFC Wild Card Game. Led by their marquee players QB Steve Young and WR Jerry Rice on offense, and a defense that recorded the team’s first postseason shutout since the 1984 NFC Championship Game, the 49ers advanced to the NFC Divisional Playoff round. Following a scoreless first quarter, Young led the offense on a 10–play, 74–yard drive that concluded with the Pro Bowl quarterback scoring on a gutsy nine–yard run off a quarterback draw. On that play Young broke four tackles while fighting his way to paydirt. Twice in the second quarter the Eagles mounted long drives only to be denied just short of the endzone by Niners interceptions. Philadelphia’s first trip ended with CB Marquez Pope intercepting a QB Ty Detmer pass on San Francisco’s seven–yard line. Late in the quarter the Eagles marched 59 yards on 10 plays moving to the 49ers five–yard line. Facing third and four, Detmer’s attempt to WR Chris T. Jones was picked off by DE Roy Barker, who had dropped off into zone–blitz coverage. The only scoring in the second half occurred on the Niners second possession of the third quarter. On that drive, Rice made a spectacular one–handed catch that resulted in a 36–yard gain. He scored on a three–yard pass from Young on the next play from scrimmage. Young finished as the game’s leading rusher with 65 yards, while also completing 14–of–21 tosses for 161 yards. Rice had four catches for 50 yards and his 19th career postseason touchdown (17th receiving). RB Terry Kirby added 43 yards rushing. The Niners defense, which held Eagles RB Ricky Watters to 57 rushing yards, was led by LB Ken Norton Jr.’s team postseason–record 12 solo tackles. DT Bryant Young registered two sacks and LB Lee Woodall added a sack among his six total stops.

49ers	0	7	7	0	–	14
Eagles	0	0	0	0	–	0

49ers— Young 9 run (Wilkins kick)
 49ers— Rice 3 pass from Young (Wilkins kick)

Green Bay Packers 35, 49ers 14
 NFC Divisional Playoff
 January 4 at Lambeau Field
 (Green Bay, WI)

Missed opportunities, including a total of five turnovers, spelled defeat for the San Francisco 49ers in their NFC Divisional Playoff Game with the Green Bay Packers. Played before a record Lambeau Field crowd of 60,787, the 49ers fell 35–14 in a game that featured 34–degree weather (with a wind chill of nine–degrees) and driving rain. It didn’t take long for the Packers to take a lead. After forcing San Francisco to punt on its first series, WR Desmond Howard took P Tommy Thompson’s punt, split the coverage down the middle of the field and raced for a 71–yard touchdown. Then, with seven minutes remaining in the opening stanza, Howard struck again. He returned a punt 46 yards to the San Francisco seven, and two plays later, QB Brett Favre threw a four–yard scoring pass to WR Andre Rison to make it 14–0. San Francisco then mounted a comeback in the second quarter. Trailing 21–0, the tide began to turn when 49ers special teams standout Curtis Buckley recovered a muffed punt at the Green Bay 26. Moments later, QB Elvis Grbac, replacing the injured QB Steve Young (ribs), hit RB Terry Kirby with an eight–yard pass, cutting the deficit to 21–7 at the half. On the opening kickoff of the third quarter, San Francisco CB Steve Israel recovered a loose ball on the Packers four, setting the stage for Grbac’s scamper into the end zone. The 49ers fate was sealed, however, on the ensuing Packers drive. Marching 72 yards in 12 plays (10 of which were runs), Green Bay scored when FB Edgar Bennett fumbled before crossing the goal line; but before the 49ers defenders could react, WR Antonio Freeman fell on the loose ball, giving the hosts a 28–14 advantage. Bennett scored on an 11–yard run, and two more fumbles in the fourth quarter snuffed out any hope the 49ers had in getting back into the game. Young played the first nine plays at quarterback before giving way to Grbac late in the first quarter. Grbac completed 19–of–36 passes for 125 yards with one touchdown and three interceptions and led the team in rushing with 32 yards. Backfield mates Kirby and RB William Floyd had six receptions each, while WR Jerry Rice had a team–high 36 yards receiving. Defensively, LB Ken Norton Jr. posted eight tackles and LB Gary Plummer added seven. All–Pro DT Bryant Young left the game late in the first quarter because of a neck injury. He was taken to the hospital for tests, which were negative.

49ers	0	7	7	0	–	14
Packers	14	7	7	7	–	35

Packers— Howard 71 punt return (Jacke kick)
 Packers— Rison 4 pass from Favre (Jacke kick)
 Packers— Bennet 2 run (Jacke kick)
 49ers— Kirby 8 pass from Grbac (Wilkins kick)
 49ers— Grbac 4 run (Wilkins kick)
 Packers— Freeman fumble recovery (Jacke kick)
 Packers— Bennett 11 run (Jacke kick)

1997

49ers 38, Minnesota Vikings 22
 NFC Divisional Playoff
 January 3 at 3Com Park
 (San Francisco, CA)

RB Terry Kirby rushed for a career–high 120 yards and scored two touchdowns, leading the San Francisco 49ers to a 38–22 victory over the Minnesota Vikings in the NFC Divisional Playoffs at 3Com Park. In addition to Kirby’s heroics, QB Steve Young completed 21–of–30 passes for 224 yards and a touchdown, WR J.J. Stokes had 101 yards receiving and LB Ken Norton Jr. returned an interception 23 yards for a touchdown. San Francisco’s first score came compliments of a Minnesota special teams miscue. P Mitch Berger’s punt sailed off the side of his foot and into the crowd after going only 12 yards. The 49ers took over on the Vikings 26, and four plays later, FB William Floyd scored from the one and the 49ers led 7–0. Less than a minute later, the visitors tied the game on a 66–yard scoring pass from QB Randall Cunningham to WR Cris Carter. In the second quarter, the 49ers again took advantage of a poor kick by Berger — this time a punt of 29 yards — to take a 14–7 lead. Moving 61 yards in only four plays, and aided by three Minnesota penalties, Kirby scored the first of his two touchdowns on a one–yard plunge. The game–breaker occurred two plays later when the San Francisco defense flushed Cunningham out of the pocket and forced him to throw a pass over an onrushing DE Roy Barker and into the hands of Norton, who ran untouched into the end zone. In the third quarter, K Gary Anderson connected on a 34–yard field goal to build the lead to 24–7, but Cunningham and Carter hooked up again for a score, closing the gap to 24–14. On the ensuing series, the 49ers marched 75 yards in seven plays, highlighted by two Kirby runs of 22 and 14 yards. Young then hit WR Terrell Owens with one of the prettiest touchdowns of the year, as the second–year receiver shook off a defender then dove into the end zone for the score. Kirby finished the scoring in the fourth quarter with another one–yard run. CB Tyrone Drakeford had six tackles and a pair of passes defended to pace the defense. Barker also recorded San Francisco’s only sack of the game.

Vikings	7	0	7	8	–	22
49ers	7	14	10	7	–	38

49ers— Floyd 1 run (Anderson kick)
 Vikings— Carter 66 pass from Cunningham (Murray kick)
 49ers— Kirby 1 run (Anderson kick)
 49ers— Norton 23 interception (Anderson kick)
 49ers— Anderson 34 FG
 Vikings— Carter 3 pass from Cunningham (Murray kick)
 49ers— Owens 15 pass from Young (Anderson kick)
 49ers— Kirby 1 run (Anderson kick)
 Vikings— Hatchette 13 pass from Cunningham (Cunningham to Walsh pass)

Green Bay Packers 23, 49ers 10
NFC Championship
January 11 at 3Com Park
(San Francisco, CA)

RB Dorsey Levens rushed for 114 yards and WR Antonio Freeman caught four passes for 104 yards and a touchdown to lead visiting Green Bay to a 23–10 win in the NFC Championship Game. The game was played before 68,987 under windy and rainy conditions at 3Com Park. The Packers opened the scoring late in the first quarter. After San Francisco punted on its first series, QB Brett Favre led Green Bay on a 10–play, 76–yard drive that resulted in a K Ryan Longwell 19–yard field goal. Favre completed three–of–four passes for 37 yards in the series. Green Bay continued its scoring in the second quarter. S Eugene Robinson intercepted a QB Steve Young pass and returned it 58 yards to the San Francisco 28. Two plays later, Favre threw a 27–yard scoring pass to Freeman to make the score 10–0. San Francisco then broke the drought with a scoring drive beginning with 4:23 remaining in the second quarter. Following a missed field goal by Longwell, the 49ers took possession at their own 38. A pair of Young completions for 32 yards had the Niners in Packers territory, but two holding penalties brought the ball back to the original line of scrimmage. On a key third down with 26 yards to go, Young completed a 48–yard pass to WR Terrell Owens to the Packers 10–yard line. The drive resulted in a 28–yard field goal by K Gary Anderson. Green Bay answered on its next possession. Freeman returned the kickoff 18 yards to the Packers 27. Two plays later, Favre hit Freeman for a 40–yard completion to the San Francisco 25. Longwell connected on a 43–yard field goal to make the halftime score 13–3. After a scoreless third quarter, Green Bay extended its lead to 16–3 on a 25–yard field goal by Longwell. The Packers added seven more after a five–yard touchdown run by Levens to make the score 23–3. San Francisco closed out the game by scoring on the ensuing kickoff. Chuck Levy returned Longwell's kick 95 yards for a touchdown. Levy's return was the second longest postseason return for San Francisco, trailing the 97–yard touchdown return by Vic Washington vs. Dallas in 1972. Young completed 23–of–38 passes for 250 yards and one interception. RB Terry Kirby ran for a team–high 21 yards on six carries. WR J.J. Stokes caught six passes for 87 yards, including a long of 43. Defensively, San Francisco was led by S Merton Hanks with eight tackles. LB Ken Norton Jr., LB Lee Woodall, LB Gary Plummer and S Tim McDonald had seven tackles each.

Packers	3	10	0	10	–	23
49ers	0	3	0	7	–	10

- Packers— Longwell 19 FG
- Packers— Freeman 27 pass from Favre (Longwell kick)
- 49ers— Anderson 28 FG
- Packers— Longwell 43 FG
- Packers— Longwell 25 FG
- Packers— Levens 5 run (Longwell kick)
- 49ers— Levy 95 kickoff return (Anderson kick)

1998

49ers 30, Green Bay Packers 27
NFC Wild Card
January 3 at 3Com Park
(San Francisco, CA)

QB Steve Young threw three touchdown passes, including a 25–yard strike to WR Terrell Owens with three seconds remaining, as San Francisco edged Green Bay, 30–27. On a crystal clear day in the Bay Area, it was the Packers who opened the scoring on a 23–yard field goal from K Ryan Longwell midway through the first quarter. San Francisco answered with help from a big play on defense. S Merton Hanks forced a fumble by RB Dorsey Levens and the ball was recovered by DE Chris Doleman at the Green Bay 19–yard line. Three plays later Young connected with TE Greg Clark from one yard out for the touchdown and a 7–3 lead. Just four seconds into the second quarter, the Packers regained the lead on a two–yard scoring toss from QB Brett Favre to WR Antonio Freeman. San Francisco tied the score on the first of three K Wade Richey field goals, this one from 34 yards out with 6:53 remaining in the half. The Packers surged back ahead with 36 seconds remaining when Levens bowled into the end zone from two yards out to take a 17–10 halftime lead. The third quarter opened with Favre being pressured into an errant pass that was intercepted by LB Lee Woodall. Five plays later, the score was tied for a third time when Young hit Clark from eight yards out for the score. The 49ers reclaimed the lead midway through the quarter on a team postseason record and career–long 48–yard field goal from Richey. In a game that saw five lead changes and three ties, the fourth quarter became particularly dramatic. Longwell answered Richey's 48–yard kick with a 37–yard effort of his own to tie the game at 20–20 at the beginning of the fourth. On the ensuing possession, San Francisco marched 51 yards in 10 plays and capped the drive with a 40–yard field goal by Richey to reclaim the lead at 23–20. With 4:19 remaining in the game, Green Bay took over at its own 11–yard line. From there, Favre would lead his team on a nine–play, 89–yard scoring drive. The drive was capped when Favre hit Freeman from 15 yards out for the touchdown and a 27–23 lead with 1:56 remaining in the game. The Packers touchdown set up one of the most memorable sequences in 49ers history. San Francisco took possession at its own 24–yard line with 1:50 remaining and three timeouts to its credit. On the final play, Young dropped back, stumbled and threw a 25–yard touchdown strike to Owens who was sandwiched in the end zone by S Pat Terrell and S Darren Sharper.

Packers	3	14	0	10	–	27
49ers	7	3	10	10	–	30

- Packers— Longwell 23 FG
- 49ers— Clark 1 pass from Young (Richey kick)
- Packers— Freeman 2 pass from Favre (Longwell kick)
- 49ers— Richey 34 FG
- Packers— Levens 2 run (Longwell kick)
- 49ers— Clark 8 pass from Young (Richey kick)
- 49ers— Richey 48 FG
- Packers— Longwell 37 FG
- 49ers— Richey 40 FG
- Packers— Freeman 15 pass from Favre (Longwell kick)
- 49ers— Owens 25 pass from Young (Richey kick)

Atlanta Falcons 20, 49ers 18
NFC Divisional Playoff
January 9 at Georgia Dome
(Atlanta, GA)

With San Francisco's NFL–leading run game a mere shell of itself, the Atlanta Falcons forced three turnovers and held off the 49ers, 20–18, in the NFC Divisional Playoff at the Georgia Dome. San Francisco's hope of controlling the game on the ground came to a screeching halt on the first play of the game when RB Garrison Hearst fractured the tibia in his left leg on an inside run that had gained seven yards. With Hearst out and RB Terry Kirby hobbled with a bruised leg, the 49ers managed just 46 yards on the ground. Atlanta's rushing attack flourished in the first half thanks to the power running of RB Jamal Anderson, who scored on a two–yard run in the first quarter to give the Falcons a 7–0 lead. Atlanta increased its lead to 14–0 when Anderson finished off a 34–yard run with a spread eagle dive into the end zone with 3:12 left in the second quarter. The touchdown run capped a seven–play, 82–yard drive. San Francisco snatched the momentum from the Falcons by putting together a pair of scoring drives just before the half. The 49ers answered Atlanta's second touchdown march with a nine–play, 80–yard drive that concluded with the familiar end zone combination of QB Steve Young to WR Jerry Rice from 17 yards out. It was Rice's 20th career postseason touchdown. With just under one minute to play in the first half, DE Charles Haley chased QB Chris Chandler and deflected his pass into the waiting arms of DT Junior Bryant, who returned it four yards to the Atlanta 36–yard line. K Wade Richey made it a 14–10 game at the half with a 36–yard field goal as time expired. The 49ers carried that momentum into the third quarter, nearly tripling Atlanta's offensive output in the second half (187 yards to 68). But turnovers did not allow them to complete the comeback. The Falcons thwarted two drives with a pair of interceptions, including one by S Eugene Robinson that was returned 77 yards to set up a K Morten Andersen 29–yard field goal. Leading 17–10, Andersen added another 32–yard field goal to give the Falcons a 10–point edge with 10:33 remaining. San Francisco responded to Atlanta's three pointer with a 13–play, 87–yard drive that Young finished himself with an eight–yard touchdown run. A two–point pass from QB Ty Detmer to TE Greg Clark made it 20–18 with 2:57 left. After Atlanta used up 2:19 of the clock, the 49ers got the ball back at their own four–yard line but were only able to move to the 26 before Young's hail mary attempt was intercepted as time expired. After rushing for 83 yards on 13 carries in the first half, Anderson was limited to 30 yards on 16 carries in the second half by San Francisco's defense. LB Winfred Tubbs made a game–high 10 tackles, while DE Chris Doleman made six stops and one sack.

49ers	0	10	0	8	–	18
Falcons	7	7	3	3	–	20

- Falcons— Anderson 2 run (Andersen kick)
- Falcons— Anderson 34 run (Andersen kick)
- 49ers— Rice 17 pass from Young (Richey kick)
- 49ers— Richey 36 FG
- Falcons— Andersen 29 FG
- Falcons— Andersen 32 FG
- 49ers— Young 8 run (Detmer to Clark pass)

2001

Green Bay Packers 25, 49ers 15
NFC Wild Card
January 13 at Lambeau Field
(Green Bay, WI)

In their first postseason appearance since 1998, the 49ers dropped a hard-fought 25–15 decision to the Green Bay Packers in the NFC Wild Card Game at Lambeau Field. With a game-time temperature of 28 degrees, the 49ers won the opening coin toss and elected to receive. The two teams traded punts until Green Bay marched 40 yards in seven plays to score the first points of the game when QB Brett Favre hooked up with WR Antonio Freeman on a five-yard touchdown pass. DT Dana Stubblefield blocked the extra point to keep the score 6–0. After another 49ers punt, the Packers began their third possession of the game from their own 19-yard line. On the second play from scrimmage, Favre was intercepted by CB Ahmed Plummer, who returned it to the Green Bay 22. San Francisco K Jose Cortez had his 34-yard field goal attempt blocked and the score remained 6–0. After the Packers were forced to punt, San Francisco took possession at its own 14 with 7:06 remaining in the half. QB Jeff Garcia went 6-of-9 for 61 yards and RB Garrison Hearst had a two-yard touchdown plunge with 15 seconds remaining in the half, to cap off a 15-play, 86-yard drive. After a Cortez extra point, the 49ers went in with a 7–6 halftime lead. On their first possession of the second half, the Packers moved the ball down to the San Francisco eight-yard line where K Ryan Longwell nailed a 26-yard field goal for the 9–7 lead. After the 49ers couldn't get anything going on offense, they punted back to Green Bay. It took only four plays for the Packers to take advantage with a 19-yard touchdown pass from Favre to TE Bubba Franks. The two-point conversion failed and the score remained 15–7. Two series later, the 49ers marched 61 yards in six plays, culminating with Garcia hitting WR Tai Streets on a 14-yard touchdown strike and again on the two-point conversion to tie the score at 15. The Packers answered on their next possession with a 10-play, 45-yard drive as Longwell connected on a 45-yard field goal to push the score to 18–15. With 5:03 remaining in the game, the 49ers had moved the ball down to the Green Bay 41, when Garcia's pass intended for WR Terrell Owens was tipped by CB Mike McKenzie into the hands of CB Tyrone Williams at the Green Bay seven-yard line. Favre led the Packers on an eight-play, 93-yard drive ending with an RB Ahman Green nine-yard touchdown run and the 25–15 lead. RB Paul Smith took the ensuing kickoff on the 13-yard line and ran it back 16 yards before being hit by WR Cory Bradford and fumbling. The Packers recovered the fumble and ran out the clock for the 25–15 victory.

49ers	0	7	0	8	–	15
Packers	6	0	9	10	–	25

Packers— Freeman 5 pass from Favre (kick blocked)
 49ers— Hearst 2 run (Cortez kick)
 Packers— Longwell 26 FG
 Packers— Franks 19 pass from Favre (pass failed)
 49ers— Streets 14 pass from Garcia (Garcia to Streets pass)
 Packers— Longwell 45 FG
 Packers— Green 9 run (Longwell kick)

2002

49ers 39, New York Giants 38
NFC Wild Card
January 5 at 3Com Park
(San Francisco, CA)

Buried in a 24-point playoff hole, the 49ers exploded to record the second largest comeback in postseason history with a dramatic 39–38 victory over the New York Giants in the NFC Wild Card Game. The 49ers trailed 38–14 with four minutes left in the third quarter, but scored 25 straight points on two touchdown passes and a scoring run by QB Jeff Garcia, as well as two, two-point conversion catches by WR Terrell Owens. The game ended just as exciting. After Garcia drove his team 68 yards in just over two minutes for the winning score, QB Kerry Collins got New York to the San Francisco 28 with six seconds left. LS Trey Junkin, signed earlier in the week, made a low snap that P Matt Allen couldn't handle. Allen then threw a desperate pass that fell incomplete. The 49ers rally was the biggest in NFC playoff history. Garcia finished the day 27-of-44 for 331 yards and three touchdowns. He rushed for 60 yards, including a 14-yard score on the first play of the fourth quarter. Two of Garcia's touchdown throws went to Owens, who had nine catches for 177 yards. Collins was 29-of-43 for 342 yards and four touchdowns, and expertly guided New York to a lead that seemed insurmountable. WR Amani Toomer caught eight passes for 136 yards and three touchdowns and RB Tiki Barber added 115 yards rushing and 62 yards receiving. San Francisco rallied with purpose and poise. Owens caught a 26-yard touchdown pass late in the third quarter to start the rally and made big catches on every drive—right up to the final minutes, when Garcia found WR Tai Streets for the winning score. After Owens caught a 26-yard touchdown pass and a two-point conversion with 2:03 left in the third, Garcia rushed for a 14-yard score and threw another conversion pass to Owens five seconds into the fourth quarter. K Jeff Chandler added a 25-yard field goal with 7:49 left. Collins responded and drove New York 38 yards, but Bryant – kicking out of a poor hold thanks to a poor snap by Junkin—missed a 42-yard field goal with 3:01 left. Garcia took over, converting two straight third downs for the NFL leaders in that category. TE Eric Johnson caught a 25-yard pass to the New York 25 and Garcia scrambled 12 yards to set up his winning pass to Streets.

Giants	7	21	10	0	–	38
49ers	7	7	8	17	–	39

49ers— Owens 76 pass from Garcia (Chandler kick)
 Giants— Toomer 12 pass from Collins (Bryant kick)
 Giants— Shockey 2 pass from Collins (Bryant kick)
 49ers— Barlow 1 run (Chandler kick)
 Giants— Toomer 8 pass from Collins (Bryant kick)
 Giants— Toomer 24 pass from Collins (Bryant kick)
 Giants— Barber 6 run (Bryant kick)
 Giants— Bryant 21 FG
 49ers— Owens 26 pass from Garcia (Garcia to Owens pass)
 49ers— Garcia 14 run (Garcia to Owens pass)
 49ers— Chandler 25 FG
 49ers— Streets 13 pass from Garcia (pass failed)

Tampa Bay Buccaneers 31, 49ers 6
NFC Divisional Playoff
January 12 at Raymond James Stadium
(Tampa, FL)

San Francisco's Super Bowl hopes ended with a 31–6 loss against the Tampa Bay Buccaneers in the NFC Divisional Playoff Game on the road at Raymond James Stadium. The 49ers trailed 28–6 heading into halftime and although the defense held Tampa Bay to only three points in the second half, San Francisco was held scoreless en route to the Buccaneers victory. Tampa Bay started the scoring with a two-yard touchdown run by FB Mike Alstott on a 12-play, 74-yard drive. San Francisco answered with a 12-play, 63-yard drive capped by a 24-yard field goal by K Jeff Chandler. The highlight of the drive was a 30-yard pitch and catch by WR Tai Streets from QB Jeff Garcia. Tampa Bay exploded for 21 points in the second quarter, highlighted by two touchdown passes by QB Brad Johnson. Johnson connected on a 20-yard pass to WR Joe Jurevicius and a 12-yard pass to TE Rickey Dudley. In between the two scores, Chandler kicked his second field goal of the game for San Francisco, this time from 40 yards out. Alstott added another two-yard touchdown run to end the first half and K Martin Gramatica added a 19-yard field goal to close the scoring for both teams. LB Derek Smith led San Francisco with a game-high 14 tackles. LB Julian Peterson and LB Jeff Ulbrich added 11 tackles apiece. CB Rashad Holman led a banged up secondary with one interception. The unit was minus starting CB Jason Webster, who was inactive with an ankle injury. CB Ahmed Plummer left the game when he separated his right shoulder and did not return. FS Zack Bronson left the game in the third quarter when he aggravated his broken foot and SS Tony Parrish played the contest with a dislocated elbow. LB Shelton Quarles led Tampa Bay with nine tackles and Defensive Player-of-the-Year Derrick Brooks added seven tackles and one interception.

49ers	3	3	0	0	–	6
Buccaneers	7	21	3	0	–	31

Bucs— Alstott 2 run (Gramatica kick)
 49ers— Chandler 24 FG
 Bucs— Jurevicius 20 pass from Johnson (Gramatica kick)
 49ers— Chandler 40 FG
 Bucs— Dudley 12 pass from Johnson (Gramatica kick)
 Bucs— Alstott 2 run (Gramatica kick)
 Bucs— Gramatica 19 FG

2011

49ers 36, New Orleans Saints 32
 NFC Divisional Playoff
 January 14 at Candlestick Park
 (San Francisco, CA)

A 14-yd. TD pass from Alex Smith to TE Vernon Davis with 0:09 left in the game capped off one of the most memorable games in postseason history, as the 49ers defeated the New Orleans Saints, 36–32. Powered by Smith, who threw for 299 yds., three TDs and added another one on the ground, the 49ers triumphed in its first playoff game in nine years, moving within one win of the Super Bowl. The Niners scored on their second drive of the game, on a 49-yd. TD pass from Smith to Davis. On the Saints next drive, QB Drew Brees committed his first postseason INT in five years, thanks to S Dashon Goldson, giving San Francisco the football deep in New Orleans’ territory. Scoring on a TD pass to WR Michael Crabtree, Smith took advantage of the costly turnover, making the score 14–0. On the ensuing kickoff return, S Madiou Williams stripped the ball away from Saints WR Courtney Roby and the loose ball was recovered by LB Blake Costanzo. The takeaway led to a 25-yd. FG by K David Akers. The Saints answered, scoring two TDs before half time, on a 14-yd. pass to TE Jimmy Graham and a 25-yd. pass to WR Marques Colston, making the score 17–14 at the half. San Francisco scored the only points of the 3rd qtr. on a 41-yd. FG by David Akers. The 4th qtr. started out with each team trading FGs. Then would come the four lead changes in the last five minutes of the game. New Orleans struck first on a 44-yd. TD pass to RB Darren Sproles, with 4:02 left on the clock. With the 49ers trailing 24–23, down for the first time in the entire game, Smith scored on a 28-yd. rushing TD. A missed two-point conversion put the 49ers up 29–24 with just 2:11 remaining. Brees took the lead back on a 66-yd. score to TE Jimmy Graham with 1:37 left. RB Darren Sproles then made a catch out of the backfield for the two-point conversion to give the Saints a 32–29 advantage. Facing elimination, Smith connected with Davis twice on their final drive, with the last throw jetting through double coverage for a game-winning 14-yd. TD.

Saints	0	14	0	18	–	32
49ers	14	3	3	16	–	36

- 49ers—V. Davis 49 pass from A. Smith (Akers kick)
- 49ers—Crabtree 4 pass from A. Smith (Akers kick)
- 49ers—Akers 25 FG
- Saints—J. Graham 14 pass from Brees (Kasay kick)
- Saints—Colston 25 pass from Brees (Kasay kick)
- 49ers—Akers 41 FG
- Saints—Colston 25 pass from Brees (Kasay kick)
- 49ers—Akers 37 FG
- Saints—Sproles 44 pass from Brees (Kasay kick)
- 49ers—A. Smith 28 run (run failed)
- Saints—J. Graham 66 pass from Brees (Kasay kick)
- 49ers—V. Davis 14 pass from A. Smith (Akers kick)

New York Giants 20, 49ers 17 (OT)
 NFC Championship
 January 22 at Candlestick Park
 (San Francisco, CA)

When asked what his message was to his players after falling short to the New York Giants in the NFC Championship game, Harbaugh stated, “As Sir Andrew Barton said, ‘Fight on my men, we’re hurt but not slain. We’ll lay down and bleed a while. Then we’ll rise and fight again.’” Harbaugh, of course was referring to his team’s blue-collar mentality after the Giants escaped rain-soaked Candlestick Park with a 20–17 overtime victory. Harbaugh got the Niners to the brink of the Super Bowl in his rookie year, taking over a 6–10 team and going 13–3 to win the NFC West. The extra minutes at Candlestick Park went in favor of the opponent in a year where most didn’t expect a storybook season. The 49ers defense played stoically, recording six sacks on Giants QB Eli Manning, which ranked t–2nd for the most sacks in a postseason game in franchise history (6 – four times, last vs. Den. – 1/29/90). TE Vernon Davis gave the 49ers a 7–0 lead with 7:11 remaining in the 1st qtr. after running a pattern down the right sideline and outracing the secondary for a 73-yd. TD recept. from QB Alex Smith. On their ensuing drive, the Giants drove from their own 31 to the San Francisco 34-yd. line. On 3rd-and–1, Manning and the Giants failed to get a first down despite two opportunities. The Giants eventually evened the score on a 10-play, 69-yd. drive when TE Bear Pascoe caught Manning’s short pass at the 6-yd. line and stepped into the end zone for the TD. The Giants added a FG with two seconds remaining in the 2nd qtr. to give them a 10–7 edge going into the locker room. Davis’ second TD of the game, gave the lead back to the Niners at 14–10 with 5:18 remaining in the 3rd qtr. San Francisco’s 3-play, 54-yd. TD drive was set up by a short pass to RB Frank Gore, who turned it into a 24-yd. gain. On the next play, Davis went in motion from right to left and caught a lofted pass to the end zone by Smith. The Giants took the lead back after the ball inadvertently glanced off WR Kyle Williams on a punt, giving the ball back to the Giants on their 29 yard line. Manning connected a 17-yard pass to WR Mario Manningham to give the Giants a 17–14 lead with 8:41 remaining. Williams’ 40-yd. return on the ensuing kickoff enabled the 49ers to start their next possession at their own 45. On consecutive plays, Smith scrambled for 17 yds. and RB Kendall Hunter ran for 18 more, resulting in a K David Akers game-tying FG with 5:39 to go, 17–17. After both teams went 3-and–out on their first overtime possession, a Giants takeaway on a Williams fumble, forced by LB Jacquian Williams on a punt return, gave the Giants possession at their own 36 with 9:32 remaining. After converting one first down, K Lawrence Tynes sent the season-ending 31-yd. FG through the uprights.

Giants	0	10	0	7	3	–	20
49ers	7	0	7	3	0	–	17

- 49ers—V. Davis 73 pass from A. Smith (Akers kick)
- Giants—Pascoe 6 pass from E. Manning (Tynes kick)
- Giants—Tynes 31 FG
- 49ers—V. Davis 28 pass from A. Smith (Akers kick)
- Giants—Manningham 17 pass from E. Manning (Tynes kick)
- 49ers—Akers 25 FG
- Giants—Tynes 31 FG

2012

49ers 45, Green Bay Packers 31
 NFC Divisional Playoff
 January 12 at Candlestick Park
 (San Francisco, CA)

With the win against the Green Bay Packers, the San Francisco 49ers advanced to the NFC Championship Game for the second year in a row, marking the first time San Francisco has reached the NFC Championship Game in consecutive seasons since 1992–94. The Packers got off to a quick start after QB Colin Kaepernick threw an INT on just the fourth play of the game that was returned for a TD by Packers CB Sam Shields. Kaepernick responded immediately like he had all season and turned in one of the best performances by a 49ers QB in franchise history. Kaepernick led the offense on an 8-play, 80-yd. drive that he capped off with a 20-yd. TD run to tie the score at 7 apiece early in the 1st qtr. The team converted on two 3rd and longs on the drive, setting the tone for the day by finishing 8 of 13 on 3rd down (62%). With 11:52 remaining in the 2nd qtr., Green Bay WR Jeremy Ross muffed a punt that was recovered by S C.J. Spillman at the Packers 9-yd. line. The takeaway led to a 12-yd. TD pass from Kaepernick to WR Michael Crabtree just three plays later. On the ensuing Green Bay possession, CB Tarell Brown picked off QB Aaron Rodgers pass and returned his 2nd career postseason INT. The Kaepernick to Crabtree connection continued to be successful as they connected for a 20-yd. TD strike, making the score 21–14. Crabtree led the team with 9 receipts. for 119 yds. and 2 TDs on the day. On the third play of San Francisco’s second possession of the 3rd qtr., Kaepernick kept the ball on a zone read around the right side and dashed 56-yds. to the end zone for his 2nd rushing TD of the game. The 56-yd. TD run marked the longest run by a QB in franchise postseason history and the 3rd longest overall. Kaepernick also set the NFL single-game record for a QB with 181 rushing yds. on 16 carries. RB Frank Gore finished off the following drive on the first play of the 4th qtr., punching it in from 2 yds. out, stretching the 49ers lead to 38–24. Gore notched his first career 100-yd. game in the postseason, rushing for 119 yds. on 23 carries. The 49ers became the first team in NFL history to ever have two, 100-yd. rushers [QB Colin Kaepernick (181 yds. rushing), RB Frank Gore (119 yds. rushing)] and one, 100-yd. receiver [WR Michael Crabtree (119 yds. receiving)] in a playoff game. RB Anthony Dixon found the end zone on a 2-yd. TD run to finish off the 11-play, 93-yd. drive to make the score 45–24. San Francisco rushed for 323 yds. on the night, setting the franchise single-game postseason rushing record.

Packers	14	7	3	7	–	31
49ers	7	17	7	14	–	45

- Packers—Shields 52 INT return (Crosby kick)
- 49ers—Kaepernick 20 run (Akers kick)
- Packers—Harris 18 run (Crosby kick)
- 49ers—Crabtree 12 pass from Kaepernick (Akers kick)
- 49ers—Crabtree 20 pass from Kaepernick (Akers kick)
- Packers – Jones 20 pass from Rodgers (Crosby kick)
- 49ers—Akers 36 FG
- Packers – Crosby 31 FG
- 49ers—Kaepernick 56 run (Akers kick)
- 49ers—Gore 2 run (Akers kick)
- 49ers—Dixon 2 run (Akers kick)
- Packers – Jennings 3 pass from Rodgers (Crosby kick)

49ers 28, Falcons 24
NFC Championship
January 20 at Georgia Dome
(Atlanta, GA)

The 49ers started slow, spotting Atlanta a 17–0 lead after the Falcons scored on their first three possessions. On San Francisco's third possession the 49ers offense began to click. TE Vernon Davis hauled in a pinpoint pass from QB Colin Kaepernick for 27 yds. down to the Atlanta 15–yd. line. Davis had 3, 25+ yd. receipts. in the game, giving him 9 in 4 postseason games, which ranks 2nd in 49ers postseason history, trailing only WR Jerry Rice (14, 25+ yd. receipts. in 23 games). Two plays following Davis' catch, the 49ers got on the scoreboard with a 15–yd. TD run by RB LaMichael James. It was James' first–career TD. The 49ers next possession began on their own 18–yd. line with 6:24 remaining in the 2nd qtr. Vernon Davis stepped up once again, accounting for 48–yds. on 3 receipts., including a 4–yd. TD catch to finish the drive and pull the 49ers within 3, as the score read 14–17 at the 2–minute warning. Davis' 5 career postseason TDs rank 1–4th in franchise history. With the Falcons scoring right before the half, it was important the 49ers came out of halftime with an answer, and answer they did. Kaepernick marched the 49ers offense right down the field, driving 82 yds. on 7 plays capped off on a 5–yd. TD run by RB Frank Gore to make the score 21–24 with 10:51 remaining in the 3rd qtr. The San Francisco defense also had answers, forcing turnovers on the Falcons first two possessions of the 2nd half. CB Chris Culliver picked–off QB Matt Ryan and LB Aldon Smith recovered a muffed snap to stymie the Falcons offense during the 3rd qtr. With 11:59 left in the 4th qtr. WR Ted Ginn returned a Matt Bosher punt 20 yds. to the Atlanta 38–yd. line, giving the 49ers offense good starting field position. San Francisco's physical offensive line began to take over and wear down the Atlanta defense, opening big holes for Gore, James and RB Anthony Dixon as they gained all but 8 yds. on the go–ahead drive. Gore registered his 2nd TD run of the game on a 9–yd. burst to the end zone to give San Francisco the lead 28–24 with 8:27 remaining in the game. The Falcons took over after the Gore TD and sustained a 14–play drive down to the 49ers 10–yd. line. On the 14th play of the drive, the Falcons faced a 4th and 4 with 1:13 remaining. WR Roddy White was unable to hang onto the ball due to LB NaVorro Bowman's blanketing defense. The Falcons got the ball back following an Andy Lee punt and had one last shot with :06 ticks left on the clock, but CB Perrish Cox tackled WR Julio Jones at San Francisco's 35–yd. line before he could attempt a lateral as the clock struck :00. The 17–point comeback led by Kaepernick was the 2nd largest deficit overcome to win a conference championship (2006 – Indianapolis trailed New England by 18 points).

49ers	0	14	7	7	–	28
Falcons	10	14	0	0	–	24

- Falcons— Jones 46 pass from Ryan (Bryant kick)
- Falcons— Bryant 35 FG
- Falcons— Jones 20 pass from Ryan (Bryant kick)
- 49ers— James 15 run (Akers kick)
- 49ers— Davis 4 pass from Kaepernick (Akers kick)
- Falcons— Gonzalez 10 pass from Ryan (Bryant kick)
- 49ers— Gore 5 run (Akers kick)
- 49ers— Gore 9 run (Akers kick)

Baltimore 34, 49ers 31
Super Bowl XLVII
February 3 at Superdome
(New Orleans, LA)

The San Francisco 49ers and the Baltimore Ravens squared off in one of the most extraordinary Super Bowls where two brothers squared off as head coaches. The 49ers found themselves facing an early deficit, which would eventually be too much to overcome. Early in the 1st qtr., San Francisco answered a Ravens TD drive with a scoring drive of their own as QB Colin Kaepernick engineered a 12–play 62–yd. drive that was finished off by K David Akers' 36–yd. FG, making the score 7–3. After 2 more TD passes by QB Joe Flacco, the 49ers found themselves in a 21–3 hole with 1:45 left in the 2nd qtr. Kaepernick showed poise and led the 2–minute drill efficiently by completing 4 of 5 pass atts. for 56 yds. to move the 49ers into FG position. Akers added 3 more points with a 27–yd. FG as time expired in the half with San Francisco trailing Baltimore 21–6. Following a Ravens kickoff return for a TD to open the 2nd half, the Superdome went dark with 13:28 remaining in the 3rd qtr. A power failure at 7:38 p.m. CT caused a 30–minute delay and was not resolved until 8:08 p.m. On the Niners' next possession, Kaepernick tossed a 31–yd. TD pass to WR Michael Crabtree, making the score 28–13. San Francisco forced Baltimore into a 3–and–out with a sack by LB Ahmad Brooks on 3rd–and–10. P Sam Koch's 43–yd. punt was returned 32 yds. by WR Ted Ginn Jr., setting up the 49ers offense to takeover at the Ravens 20–yd. line. Two plays later, RB Frank Gore capitalized on the short field with a 6–yd. TD run. On the second play of Baltimore's ensuing possession, CB Tarell Brown forced and recovered a fumble that he jarred loose from RB Ray Rice on the Ravens' 24–yd. line. The takeaway led to a 34–yd. FG by Akers, his 3rd of the game. With their next possession, WR Randy Moss hauled in a 32–yd. receipt., followed by a 21–yd. run by Gore, which led to a 15–yd. TD run by Kaepernick. An incomplete pass on the 2–point try made the score 31–29 with the Ravens still hanging on as San Francisco continued its fierce comeback. Kaepernick's 15–yd. TD run marked the longest TD run by a QB in Super Bowl history. With 4:23 remaining in the game, Baltimore's K Justin Tucker tacked on a 38–yd. FG to extend their lead to 34–29. A 24–yd. completion to Crabtree and a 33–yd. rush by Gore put the 49ers offense in position for the go–ahead TD with 2:39 remaining, on the Ravens' 7–yd. line. The 49ers were unable to get into the end zone and turned the ball over on downs. After taking a safety to run the game clock down to :04, the Ravens were forced to punt to the 49ers. Ginn returned the kickoff 31–yds. to the 50–yd. line as time expired for the last play of the game.

Ravens	7	14	7	6	–	34
49ers	3	3	17	8	–	31

- Ravens— Boldin 13 pass from Flacco (Tucker kick)
- 49ers— Akers 36 FG
- Ravens— Pitta 1 pass from Flacco (Tucker kick)
- Ravens— J. Jones 56 pass from Flacco (Tucker kick)
- 49ers— Akers 27 FG
- Ravens— J. Jones 108 kickoff return (Tucker kick)
- 49ers— Crabtree 31 pass from Kaepernick (Akers kick)
- 49ers— Gore 6 run (Akers kick)
- 49ers— Akers 34 FG
- Ravens— Tucker 19 FG
- 49ers— Kaepernick 15 run (pass failed)
- Ravens— Tucker 38 FG
- 49ers— Koch OB in end zone, forced by Culliver, Safety

2013

49ers 23, Packers 20
NFC Wild Card
January 5 at Lambeau Field
(Green Bay, WI)

The 49ers defeated the Green Bay Packers, 23–20, in the NFC Wild Card round of the NFL playoffs. The game went down as one of the coldest games in NFL history, with a kickoff temperature of 5 degrees and a wind chill of –10. The 49ers won the coin toss and deferred to the second half. The 49ers defense forced a three–and–out by the Packers on their opening series of the game. QB Colin Kaepernick and the 49ers offense drove 69 yds. in 13 plays as K Phil Dawson made a 22–yd. FG to give San Francisco an early 3–0 lead. The Niners then forced another three–and–out by Green Bay. On the ensuing possession, Dawson made a 25–yd. FG to cap off an 11–play, 42–yd. drive, making the score 6–0 with 2:20 remaining in the 1st qtr. Two possessions later, the Packers took a 7–6 lead when QB Aaron Rodgers completed a 5–yd. TD pass to WR Jordy Nelson to cap off a 14–play, 70–yd. drive. San Francisco responded with a 5–play, 68–yd. drive, including a 42–yd. run by Kaepernick, setting up a 10–yd TD run by RB Frank Gore two plays later to regain the lead 13–7. On the ensuing possession, the Packers got a 34–yd. FG by K Mason Crosby as time expired, making the scoring 13–10 at halftime. The second half began with the teams exchanging multiple punts as neither team was able to put points on the board in the third quarter. FB John Kuhn ended the scoring draught for Green Bay, putting the Packers on top 17–13 early in the 4th quarter. The 49ers responded immediately with a 4–play, 63–yd. drive as Kaepernick connected with TE Vernon Davis for a 28–yd. TD pass to regain the lead 20–17 with 10:37 remaining. The Packers countered with an 11–play, 61–yd. drive as K Mason Crosby tied the score at 20–20 with a 24–yd. FG. With 5:06 remaining, the 49ers were able to hold onto the ball for the rest of the game, picking up five first downs en route to the GB 15–yd. line where K Phil Dawson connected on a game–winning 33–yd. FG as time expired.

49ers	6	7	0	10	–	23
Packers	0	10	0	10	–	20

- 49ers— Dawson 22 FG
- 49ers— Dawson 25 FG
- Packers— Nelson 5 pass from Rodgers (Crosby kick)
- 49ers— Gore 10 run (Dawson kick)
- Packers— Crosby 34 FG
- Packers— Kuhn 1 run (Crosby kick)
- 49ers— Davis 28 pass from Kaepernick (Dawson kick)
- Packers— Crosby 24 FG
- 49ers— Dawson 33 FG

49ers 23, Panthers 10
NFC Divisional Playoff
January 12 at Bank of America Stadium
(Charlotte, NC)

The 49ers defeated the Carolina Panthers, 23–10, at Bank of America Stadium and advanced to the NFC Championship Game for the third consecutive year. The 49ers received the opening kickoff and drove 49 yds. in 13 plays as K Phil Dawson connected on a 49–yd. FG to give San Francisco an early 3–0 lead. On the fifth play of the ensuing drive, Panthers QB Cam Newton’s pass was deflected into the air and intercepted by LB Patrick Willis. San Francisco turned the takeaway into points when Dawson made a 33–yd. FG with 4:38 remaining in the 1st qtr. The Panthers put together an 8–play, 65–yd. drive before the 49ers made a spectacular goal–line stand and forced a turnover on downs at the SF 1–yd. line. On the first play following a San Francisco punt, Cam Newton found WR Steve Smith in the end zone for a 31–yd. TD pass to give Carolina a 7–6 lead. On the Panthers next possession, they drove 73 yds. in 13 plays and K Graham Gano made a 24–yd. FG to extend their lead to 10–6. San Francisco then engineered a 12–play, 80–yd. drive and TE Vernon Davis caught a 1–yd. TD pass from QB Colin Kaepernick with just 5 seconds remaining in the first half. The teams went into the locker rooms at halftime with the 49ers leading 13–10. The 49ers forced a three–and–out on the opening possession of the first half. On the ensuing possession, Kaepernick completed 2 of 2 pass atts. to WR Anquan Boldin for 61 yds. and scored on a 4–yd. TD run to extend the Niners lead to 20–10. The 49ers extended the lead to 23–10 on their next possession when Dawson made a 34–yd. FG to cap off a 13–play, 73–yd. drive. With 4:34 remaining in the game, 49ers S Donte Whitner intercepted a pass by Cam Newton at the SF 9–yd. line and San Francisco proceeded to run down the clock before turning the ball over on downs with just 12 seconds remaining. Carolina then came up empty handed in their last–ditch effort to add points to the scoreboard.

49ers	6	7	7	3	–	23
Panthers	0	10	0	0	–	10

- 49ers— Dawson 49 FG
- 49ers— Dawson 33 FG
- Panthers— Smith 31 pass from Newton (Gano kick)
- Panthers— Gano 24 FG
- 49ers— Davis 1 pass from Kaepernick (Dawson kick)
- 49ers— Kaepernick 4 run (Dawson kick)
- 49ers— Dawson 34 FG

49ers 17, Seahawks 23
NFC Championship
January 19 at CenturyLink Field
(Seattle, WA)

The 49ers dropped a hard–fought battle with the Seahawks in the NFC Championship Game, 23–17. On the first play of the game, 49ers LB Aldon Smith sacked Seahawks QB Russell Wilson, forcing and recovering a fumble. The takeaway led to a 25–yd. FG by K Phil Dawson to give San Francisco an early 3–0 lead. After a punt by each team, the 49ers engineered an 8–play, 86–yd. drive, including a 58–yd. run by QB Colin Kaepernick, which was capped off with a 1–yd. TD run by RB Anthony Dixon. Kaepernick’s 58–yd. rush is the longest run by a quarterback in NFL postseason history. On the ensuing possession, the Seahawks drove 62 yds. in 9 plays and K Steven Hauschka connected on a 32–yd. FG with 5:47 remaining in the first half to make the score 10–3. With neither side able to score on their final possession of the 2nd qtr., the teams entered the locker rooms at halftime with a score of 10–3. The 49ers punted on the opening series of the second half. Seattle then drove 60 yds. in 4 plays, including a 40–yd. TD run by RB Marshawn Lynch, to tie the game at 10–10. San Francisco responded with a 6–play, 83–yd. drive that was capped off with a 26–yd. TD pass from Kaepernick to WR Anquan Boldin, giving the Niners a 17–10 lead. Seahawks WR Doug Baldwin took the ensuing kickoff 69 yds., which set up a 40–yd. FG six plays later to make the score 17–13 with 3:55 remaining in the 3rd qtr. Following a punt by the 49ers, Seattle put together an 8–play, 62–yd. drive that resulted in points when QB Russell Wilson found WR Jermaine Kearse in the end zone for a 35–yd. TD pass to give Seattle a 20–17 lead. Following a turnover on each of the next three series, Seahawks K Steven Hauschka made the score 23–17 with 3:37 remaining in the game by connecting on a 47–yd. FG. San Francisco proceeded to drive down the field before Kaepernick’s pass intended for WR Michael Crabtree in the corner of the end zone was deflected and intercepted.

49ers	3	7	7	0	–	17
Seahawks	0	3	10	10	–	23

- 49ers— Dawson 25 FG
- 49ers— Dixon 1 run (Dawson kick)
- Seahawks— Hauschka 32 FG
- Seahawks— Lynch 40 run (Hauschka kick)
- 49ers— Boldin 26 pass from Kaepernick (Dawson kick)
- Seahawks— Hauschka 40 FG
- Seahawks— Kearse 35 pass from Wilson (Hauschka kick)
- Seahawks— Hauschka 47 FG

49ERS NFL COMPOSITE RECORDS

(1950-PRESENT)

OPPONENT	CURRENT NFC TEAMS			TOTAL	OPPONENT	CURRENT AFC TEAMS			TOTAL
	REG. SEASON	PLAYOFFS				REG. SEASON	PLAYOFFS		
Arizona	29-22	-		29-22	Baltimore	2-3	0-1		2-4
Atlanta	46-30-1	1-1		47-31-1	Buffalo	6-6	-		6-6
Carolina	7-12	1-0		8-12	Cincinnati	9-4	2-0		11-4
Chicago	30-31-1	3-0		33-31-1	Cleveland	7-12	-		7-12
Dallas	15-12-1	2-5		17-17-1	Denver	6-7	1-0		7-7
Detroit	36-27-1	1-1		37-28-1	Houston	2-1	-		2-1
Green Bay	27-31-1	3-4		30-35-1	Indianapolis	18-25	-		18-25
L.A. Rams	67-64-3	1-0		68-64-3	Jacksonville	2-2	-		2-2
Minnesota	19-21-1	4-1		23-22-1	Kansas City	7-5	-		7-5
New Orleans	47-26-2	1-0		48-26-2	L.A. Chargers	6-7	1-0		7-7
N.Y. Giants	15-16	4-4		19-20	Miami	5-7	1-0		6-7
Philadelphia	18-12-1	1-0		19-12-1	New England	8-5	-		8-5
Seattle	15-21	0-1		15-22	N.Y. Jets	10-3	-		10-3
Tampa Bay	17-5	0-1		17-6	Oakland	6-7	-		6-7
Washington	17-9-1	3-1		20-10-1	Pittsburgh	11-10	-		11-10
					Tennessee	8-5	-		8-5

49ERS CHAMPIONSHIPS

(1950-PRESENT)

YEAR	RECORD	FINISH
1970	11-4-1	NFC West Champions
1971	10-6	NFC West Champions
1972	8-6-1	NFC West Champions
1981	16-3	Super Bowl XVI Champions
1983	11-7	NFC West Champions
1984	18-1	Super Bowl XIX Champions
1986	10-6-1	NFC West Champions
1987	13-3	NFC West Champions
1988	13-6	Super Bowl XXIII Champions
1989	17-2	Super Bowl XXIV Champions
1990	15-3	NFC West Champions
1992	15-3	NFC West Champions
1993	11-7	NFC West Champions
1994	16-3	Super Bowl XXIX Champions
1995	11-6	NFC West Champions
1997	14-4	NFC West Champions
2002	11-7	NFC West Champions
2011	14-4	NFC West Champions
2012	13-5-1	NFC Champions

49ERS YEARLY RESULTS

ALL-AMERICA FOOTBALL CONFERENCE (1946-49)

1946 (9-5)			1948 (12-2)		
<i>Lawrence T. Shaw, Coach</i>			<i>Lawrence T. Shaw, Coach</i>		
L 7	New York Yanks, S-8	21	W 35	Buffalo Bills, A-29	14
W 21	Miami Seahawks, S-15	14	W 36	Brooklyn Dodgers, S-5	20
W 32	Brooklyn Dodgers, S-22	13	W 41	New York Yanks, S-12	0
L 7	at Chicago Rockets, S-29	21	W 36	Los Angeles Dons, S-19	14
W 34	at Miami Seahawks, O-7	7	W 38	at Buffalo Bills, S-26	28
W 23	at Los Angeles Dons, O-12	14	W 31	at Chicago Rockets, O-1	14
L 14	at Buffalo Bisons, O-18	17	W 56	at Baltimore Colts, O-10	14
W 34	at Cleveland Browns, O-27	20	W 21	at New York Yanks, O-17	7
W 27	Buffalo Bisons, N-2	14	W 21	Baltimore Colts, O-24	10
L 7	Cleveland Browns, N-10	14	W 44	Chicago Rockets, N-7	21
L 9	at New York Yanks, N-17	10	L 7	at Cleveland Browns, N-14	14
W 30	at Brooklyn Dodgers, N-24	14	W 63	at Brooklyn Dodgers, N-21	40
W 14	Chicago Rockets, N-30	0	L 28	Cleveland Browns, N-28	31
W 48	Los Angeles Dons, D-8	7	W 38	at Los Angeles Dons, D-5	21
307		189	495		248
1947 (8-4-2)			1949 (9-3/10-4)		
<i>Lawrence T. Shaw, Coach</i>			<i>Lawrence T. Shaw, Coach</i>		
W 23	Brooklyn Dodgers, A-31	7	W 31	Baltimore Colts, A-28	17
W 17	Los Angeles Dons, S-7	14	W 42	Chicago Hornets, S-4	7
W 14	Baltimore Colts, S-14	7	W 42	Los Angeles Dons, S-18	14
L 16	New York Yanks, S-21	21	L 17	at Buffalo Bills, S-25	28
W 41	at Buffalo Bills, S-28	24	W 42	at Chicago Hornets, S-30	24
T 28	at Baltimore Colts, O-5	28	W 56	Cleveland Browns, O-9	28
W 42	Chicago Rockets, O-12	28	W 51	Buffalo Bills, O-16	7
L 7	Cleveland Browns, O-26	14	L 3	at New York Yanks, O-23	24
W 26	at Los Angeles Dons, N-2	16	L 28	at Cleveland Browns, O-30	30
L 16	at New York Yanks, N-9	24	W 28	at Baltimore Colts, N-6	10
L 14	at Cleveland Browns, N-16	37	W 41	at Los Angeles Dons, 11-13	24
W 41	at Chicago Rockets, N-21	16	W 35	New York Yanks, N-27	14
W 21	at Brooklyn Dodgers, N-27	7	416		227
T 21	Buffalo Bills, D-7	21			
327		264			
			AAFC PLAYOFF - DEC. 4		
			(at San Francisco - Kezar)		
			W 17	New York Yanks	7
			AAFC CHAMPIONSHIP GAME - DEC. 11		
			(at Cleveland)		
			L 7	at Cleveland Browns	21

1951 (7-4-1)

Lawrence T. Shaw, Coach

W	24	Cleveland (48,263), S-30	10
L	14	at Philadelphia (23,827), 0-6	21
W	28	at Pittsburgh (27,124), 0-14	24
L	7	at Chicago Bears (42,296), 0-21	13
W	44	Los Angeles Rams (49,538), 0-28	17
L	16	at Los Angeles Rams (54,346), N-4	23
W	19	New York Yanks (25,538), N-11	14
L	21	Chicago Cards (19,658), N-18	27
T	10	at New York Yanks (10,184), N-25	10
W	20	at Detroit (46,467), D-2	10
W	31	Green Bay (15,121), D-9	19
W	21	Detroit (27,276), D-16	17
255			205

TEAM STATISTICS

	49ers	Opp
TOTAL FIRST DOWNS	237	188
By Rushing	134	91
By Passing	92	84
By Penalties	11	13
TOTAL YARDS GAINED	4,321	3,862
By Rushing	2,366	1,549
By Passing	1,955	2,313
TOTAL PLAYS FROM SCRIMMAGE	915	900
Rushes	523	417
Average Gain Per Rush	4.5	3.7
FORWARD PASSES ATTEMPTED	281	353
Number Completed	154	158
Per Cent Completed	54.8	44.8
Yards Lost Passing	308	212
Passes Had Intercepted	9	33
Yards Gained Per Pass	7.0	6.5
Yards Gained Per Completion	12.7	14.6
PUNTS	54	70
Total Yardage of Punts	2,354	2,826
Average Length	43.6	40.4
Net avg. per punt	39.4	33.4
KICKOFF RETURNS	53	49
Total Yards Returned	820	957
Average Length of Return	21.6	21.8
PENALTIES	75	68
Yards Penalized	694	526
Net Loss/Gain	-168	168
FUMBLES	26	22
Own Fumbles Recovered	6	13
Opponents' Fumbles Recovered	9	20
FIELD GOALS	6	13
Field Goals Attempted	18	24
TOTAL POINTS SCORED	255	205
Touchdowns Scored	34	24
Touchdowns Rushing	19	9
Touchdowns Passing	14	15
Touchdown Returns	1	0
Extra Points	31	22
Safeties	1	0
SCORING	Tds Ru Pa Int Fu KO Pu PAT FG S Pts	
Soltau, Gordy	7 0 7 0 0 0 0 30/32 6/18 0 90	
Arenas, Joe	4 3 1 0 0 0 0 0/0 0/0 0 24	
Perry, Joe	4 3 1 0 0 0 0 0/0 0/0 0 24	
Albert, Frank	3 3 0 0 0 0 0 0/0 0/0 0 18	
Strzykalski, John	3 3 0 0 0 0 0 0/0 0/0 0 18	
Wilson, Billy	3 0 3 0 0 0 0 0/0 0/0 0 18	
Lillywhite, Verl	2 1 1 0 0 0 0 0/0 0/0 0 12	
Monachino, Jim	2 2 0 0 0 0 0 0/0 0/0 0 12	
Schabarum, Pete	2 2 0 0 0 0 0 0/0 0/0 0 12	
Cason, Jim	1 0 0 1 0 0 0 0/0 0/0 0 6	
Jessup, Bill	1 0 1 0 0 0 0 0/0 0/0 0 6	
Nomellini, Leo	1 0 0 0 0 0 1 0/0 0/0 0 6	
Tittle, Y.A.	1 1 0 0 0 0 0 0/0 0/0 0 6	
Tanner, Hampton	0 0 0 0 0 0 0 0/0 0/0 1 2	
Bruce, Gail	0 0 0 0 0 0 0 1/1 0/0 0 1	
49ERS	34 18 14 1 0 0 1 31/33 6/18 1 255	
OPPONENTS	24 9 15 0 0 0 0 22/24 13/24 0 205	

RUSHING	Att	Yds	Avg	LG	TD
Perry, Joe	136	677	5.0	58t	3
Lillywhite, Verl	67	397	5.9	60t	1
Schabarum, Pete	76	311	4.1	67	2
Strzykalski, John	81	296	3.7	13	3
Arenas, Joe	34	183	5.4	15	3
Strickland, Bishop	34	165	4.9	15	0
Albert, Frank	35	146	4.2	34	3
Monachino, Jim	21	74	3.5	7	2
Standlee, Norm	16	65	4.1	13	0
White, Bob	8	33	4.1	9	0
Tittle, Y.A.	13	18	1.4	5	1
Cason, Jim	1	5	5.0	5	0
Soltau, Gordy	1	-4	-4.0	-4	0
49ERS	523	2,366	4.5	67	18
OPPONENTS	417	1,549	3.7	61	9

RECEIVING	No	Yds	Avg	LG	TD
Soltau, Gordy	59	826	14.0	48t	7
Wilson, Billy	18	268	14.9	38	3
Perry, Joe	18	167	9.3	35	1
Beals, Alyn	12	126	10.5	22	0
Strzykalski, John	12	105	8.8	13	0
Lillywhite, Verl	11	125	11.4	29	1
Schabarum, Pete	10	162	16.2	47	0
Jessup, Bill	7	99	14.1	31	1
White, Bob	3	36	12.0	22	0
Arenas, Joe	1	12	12.0	12t	1
Berry, Rex	1	12	12.0	12	0
Cason, Jim	1	8	8.0	8	0
Monachino, Jim	1	6	6.0	6	0
Johnson, Bill	0	3	0.0	3	0
49ERS	154	1,955	12.7	48t	14
OPPONENTS	158	2,313	14.6	81t	15

INTERCEPTIONS	No	Yds	Avg	LG	TD
Wagner, Lowell	9	115	12.8	40	0
Cason, Jim	8	147	18.4	65t	1
Berry, Rex	4	77	19.3	38	0
Powers, Jim	4	73	18.3	28	0
Lillywhite, Verl	3	47	15.7	24	0
Wismann, Pete	2	12	6.0	10	0
Carapella, Al	1	11	11.0	11	0
White, Bob	1	11	11.0	11	0
Brown, Hardy	1	5	5.0	5	0
49ERS	33	498	15.1	65t	1
OPPONENTS	19	223	11.7	62	0

KICKOFF RETURNS	No	Yds	Avg	LG	TD
Arenas, Joe	21	542	25.8	49	0
Cason, Jim	10	196	19.6	41	0
Nomellini, Leo	2	27	13.5	16	0
Perry, Joe	1	32	32.0	32	0
Strickland, Bishop	1	14	14.0	14	0
Collins, Ray	1	6	6.0	6	0
Banducci, Bruno	1	3	3.0	3	0
Wilson, Billy	1	0	0.0	0	0
49ERS	38	820	21.6	49	0
OPPONENTS	44	957	21.8	63	0

PUNT RETURNS	No	Yds	Avg	LG	TD
Arenas, Joe	21	272	13.0	51	0
Cason, Jim	13	115	8.9	20	0
Nomellini, Leo	1	20	20.0	20t	1
49ERS	35	407	11.6	51	1
OPPONENTS	21	140	6.7	58	0

PUNTING	No	Yds	Avg	LG	Bk
Albert, Frank	34	1,506	44.3	66	0
Lillywhite, Verl	20	848	42.4	75	0
49ERS	54	2,354	43.6	75	0
OPPONENTS	70	2,826	40.4	67	1

PASSING	Att	Comp	Pct	Yds	LG	TD	Int	QB
Tittle, Y.A.	114	63	55.3	808	48t	8	9	68.2
Albert, Frank	166	90	54.2	1,116	47	5	10	60.2
Perry, Joe	1	1	100.0	31	31t	1	0	158.3
49ERS	281	154	54.8	1,955	48t	14	19	65.2
OPPONENTS	353	158	44.8	2,313	81t	15	33	41.9

1952 (7-5)

Lawrence T. Shaw, Coach

W	17	Detroit (52,750), S-28	3
W	37	at Dallas Texans (12,566), O-5	14
W	28	at Detroit (42,842), O-12	0
W	40	at Chicago Bears (46,338), O-19	16
W	48	Dallas Texans (26,887), O-26	21
L	17	Chicago Bears (58,255), N-2	20
L	14	at New York Giants (54,230), N-9	23
W	23	at Washington (30,863), N-16	17
L	9	at Los Angeles Rams (64,450), N-23	35
L	21	Los Angeles Rams (49,420), N-30	34
L	7	Pittsburgh (13,886), D-7	24
W	24	Green Bay (17,579), D-14	14
285			221

TEAM STATISTICS

	49ers	Opp
TOTAL FIRST DOWNS	213	167
By Rushing	97	81
By Passing	104	76
By Penalties	12	10
TOTAL YARDS GAINED	4,276	3,495
By Rushing	1,905	1,566
By Passing	2,371	1,929
TOTAL PLAYS FROM SCRIMMAGE	884	887
Rushes	421	412
Average Gain Per Rush	5.0	3.8
FORWARD PASSES ATTEMPTED	342	342
Number Completed	174	151
Per Cent Completed	51.8	44.2
Yards Lost Passing	396	291
Passes Had Intercepted	23	17
Yards Gained Per Pass	5.8	4.8
Yards Gained Per Completion	13.6	12.8
PUNTS	68	78
Total Yardage of Punts	2,899	3,218
Average Length	42.6	41.3
Net avg. per punt	36.8	34.6
KICKOFF RETURNS	58	50
Total Yards Returned	798	1,242
Average Length of Return	22.2	23.9
PENALTIES	79	65
Yards Penalized	628	530
Net Loss/Gain	-98	98
FUMBLES	26	31
Own Fumbles Recovered	13	13
Opponents' Fumbles Recovered	18	13
FIELD GOALS	6	10
Field Goals Attempted	12	21
TOTAL POINTS SCORED	285	221
Touchdowns Scored	38	27
Touchdowns Rushing	16	10
Touchdowns Passing	19	15
Touchdown Returns	3	2
Extra Points	35	27
Field Goals	6	10
Safeties	2	1

SCORING	TDs	Ru	Pa	Int	Fu	KO	Pu	PAT	FG	S	Pts
SoItau, Gordy	7	0	7	0	0	0	0	34/36	6/12	0	94
McElhenny, Hugh	10	6	3	0	0	0	1	0/0	0/0	0	60
Perry, Joe	8	8	0	0	0	0	0	0/0	0/0	0	48
White, Bob	3	1	2	0	0	0	0	0/0	0/0	0	18
Wilson, Billy	3	0	3	0	0	0	0	0/0	0/0	0	18
O'Donahue, Pat	1	0	0	0	0	0	1	1/1	0/0	0	7
Albert, Frank	1	1	0	0	0	0	0	0/0	0/0	0	6
Aldridge, Ben	1	0	1	0	0	0	0	0/0	0/0	0	6
Arenas, Joe	1	0	1	0	0	0	0	0/0	0/0	0	6
Boone, J.R.	1	0	1	0	0	0	0	0/0	0/0	0	6
Burke, Don	1	0	0	1	0	0	0	0/0	0/0	0	6
Jessup, Bill	1	0	1	0	0	0	0	0/0	0/0	0	6
Momsen, Bob	0	0	0	0	0	0	0	0/0	0/0	1	2
Powell, Charlie	0	0	0	0	0	0	0	0/0	0/0	1	2
49ERS	38	16	19	1	0	0	2	35/37	6/12	2	285
OPPONENTS	27	10	15	0	1	0	1	27/27	10/21	1	221

RUSHING	Att	Yds	Avg	LG	TD
Perry, Joe	158	725	4.6	78t	8
McElhenny, Hugh	98	684	7.0	89t	6
Arenas, Joe	44	183	4.2	14	0
Albert, Frank	22	87	4.0	29	1
Boone, J.R.	24	72	3.0	12	0
Strzykalski, John	16	53	3.3	11	0
Aldridge, Ben	13	36	2.8	11	0
White, Bob	24	33	1.4	17	1
Cathcart, Sam	6	21	3.5	7	0
Standlee, Norm	2	8	4.0	9	0
Berry, Rex	1	7	7.0	7	0
Nomellini, Leo	1	5	5.0	5	0
Meyers, Bob	1	2	2.0	2	0
Tittle, Y.A.	11	-11	-1.0	4	0
49ERS	421	1,905	4.5	89t	16
OPPONENTS	412	1,566	3.8	51	10

RECEIVING	No	Yds	Avg	LG	TD
SoItau, Gordy	55	774	14.1	49t	7
McElhenny, Hugh	26	367	14.1	77	3
Boone, J.R.	25	461	18.4	53	1
Wilson, Billy	23	304	13.2	40	3
Perry, Joe	15	81	5.4	17	0
White, Bob	12	173	14.4	60	2
Jessup, Bill	6	108	18.0	58	1
Arenas, Joe	5	47	9.4	14	1
Aldridge, Ben	4	22	5.5	16	1
Cathcart, Sam	2	15	7.5	13	0
Henke, Ed	1	13	13.0	13	0
Wagner, Lowell	1	6	6.0	6	0
Strzykalski, John	1	4	4.0	4	0
Banducci, Bruno	1	-4	-4.0	-4	0
49ERS	177	2,371	13.4	77	19
OPPONENTS	151	1,929	12.8	90t	15

INTERCEPTIONS	No	Yds	Avg	LG	TD
Wagner, Lowell	6	69	11.5	30	0
Cathcart, Sam	3	64	21.3	30	0
Powers, Jim	2	37	18.5	23	0
Berry, Rex	2	27	13.5	23	0
Cason, Jim	2	4	2.0	4	0
Burke, Don	1	35	35.0	35t	1
Brown, Hardy	1	16	16.0	16	0
49ERS	17	252	14.8	35t	1
OPPONENTS	23	299	13.0	38	0

KICKOFF RETURNS	No	Yds	Avg	LG	TD
Arenas, Joe	11	291	26.5	47	0
McElhenny, Hugh	18	396	22.0	40	0
Brown, Hardy	2	31	15.5	23	0
O'Donahue, Pat	2	17	8.5	10	0
Burke, Don	1	25	25.0	25	0
Cathcart, Sam	1	20	20.0	20	0
Nomellini, Leo	1	18	18.0	18	0
49ERS	36	798	22.2	47	0
OPPONENTS	52	1,242	23.9	52	0

PUNT RETURNS	No	Yds	Avg	LG	TD
McElhenny, Hugh	20	284	14.2	94t	1
Boone, J.R.	11	66	6.0	17	0
Arenas, Joe	7	40	5.7	13	0
Cathcart, Sam	1	23	23.0	23	0
O'Donahue, Pat	1	23	23.0	23t	1
49ERS	40	436	10.9	94t	2
OPPONENTS	29	359	12.4	82t	1

PUNTING	No	Yds	Avg	LG	Bik
Albert, Frank	68	2,899	42.6	70	0
49ERS	68	2,899	42.6	70	0
OPPONENTS	78	3,218	41.3	66	0

PASSING	Att	Comp	Pct	Yds	LG	TD	Int	QB
Albert, Frank	129	71	55.0	964	60t	8	10	67.5
Tittle, Y.A.	208	106	51.0	1,407	77	11	12	66.3
Arenas, Joe	1	0	0.0	0	0	0	0	39.6
Cathcart, Sam	1	0	0.0	0	0	0	1	0.0
Powers, Jim	1	0	0.0	0	0	0	0	39.6
Perry, Joe	2	0	0.0	0	0	0	0	39.6
49ERS	342	177	51.8	2,371	77	19	23	64.6
OPPONENTS	342	151	44.2	1,929	90t	15	17	56.3

Rookie Names in Italics

1953 (9-3)

Lawrence T. Shaw, Coach

W	31	Philadelphia (25,000), S-27	21
W	31	Los Angeles Rams (41,446), O-4	30
L	21	at Detroit (56,080), O-11	24
W	35	at Chicago Bears (36,909), O-18	28
L	10	Detroit (52,300), O-25	14
W	24	Chicago Bears (26,308), N-1	14
W	31	at Los Angeles Rams (85,856), N-8	27
L	21	at Cleveland (80,698), N-15	23
W	37	at G.B. in Milwaukee (16,378), N-22	7
W	38	at Baltimore (26,005), N-29	21
W	48	Green Bay (31,337), D-6	14
W	45	Baltimore (23,932), D-13	14
372			237

TEAM STATISTICS

	49ers	Opp
TOTAL FIRST DOWNS	243	206
By Rushing	128	99
By Passing	99	95
By Penalties	16	12
TOTAL YARDS GAINED	4,398	3,425
By Rushing	2,230	1,548
By Passing	2,168	1,877
TOTAL PLAYS FROM SCRIMMAGE	825	830
Rushes	443	398
Average Gain Per Rush	5.0	3.9
FORWARD PASSES ATTEMPTED	322	356
Number Completed	174	173
Per Cent Completed	54.0	48.6
Yards Lost Passing	239	223
Passes Had Intercepted	19	23
Yards Gained Per Pass	6.7	5.3
Yards Gained Per Completion	12.5	10.8
PUNTS	42	60
Total Yardage of Punts	1,706	2,457
Average Length	40.6	41.0
Net avg. per punt	37.5	35.8
KICKOFF RETURNS	49	69
Number Returned	43	59
Total Yards Returned	1,105	1,264
Average Length of Return	25.7	21.4
PENALTIES	90	71
Yards Penalized	772	615
Net Loss/Gain	-157	157
FUMBLES	28	33
Own Fumbles Recovered	9	16
Opponents' Fumbles Recovered	17	19
FIELD GOALS	10	9
Field Goals Attempted	13	16
TOTAL POINTS SCORED	372	237
Touchdowns Scored	49	30
Touchdowns Rushing	26	12
Touchdowns Passing	22	17
Touchdown Returns	1	1
Extra Points	48	30
Field Goals	10	9
Safeties	0	0

SCORING

	TDs	Ru	Pa	Int	Fu	KO	Pu	PAT	FG	S	Pts
SoItau, Gordy	6	0	6	0	0	0	0	48/49	10/15	0	114
Perry, Joe	13	10	3	0	0	0	0	0/0	0/3	0	78
Wilson, Billy	10	0	10	0	0	0	0	0/0	0/0	0	60
Arenas, Joe	7	6	1	0	0	0	0	0/0	0/0	0	42
Tittle, Y.A.	6	6	0	0	0	0	0	0/0	0/0	0	36
McElhenny, Hugh	5	3	2	0	0	0	0	0/0	0/0	0	30
Berry, Rex	1	0	0	1	0	0	0	0/0	0/0	0	6
Mixon, Billy	1	1	0	0	0	0	0	0/0	0/0	0	6
49ERS	49	26	22	1	0	0	0	48/49	10/18	0	372
OPPONENTS	30	12	17	0	1	0	0	30/30	9/16	0	237

Rookie Names in Italics

RUSHING	Att	Yds	Avg	LG	TD
Perry, Joe	192	1,018	5.3	51t	10
McElhenny, Hugh	112	503	4.5	33	3
Arenas, Joe	72	380	5.3	60t	6
Mixon, Billy	25	176	7.0	33	1
Schabarum, Pete	18	104	5.8	23	0
Tittle, Y.A.	14	41	2.9	14	6
Monachino, Jim	4	10	2.5	5	0
Wagner, Lowell	1	4	4.0	4	0
Ledyard, Hal	1	3	3.0	3	0
Bahnsen, Ken	1	1	1.0	1	0
Powers, Jim	3	-10	-3.3	0	0
49ERS	443	2,230	5.0	60t	26
OPPONENTS	398	1,548	3.9	48	12

RECEIVING	No	Yds	Avg	LG	TD
Wilson, Billy	51	840	16.5	61t	10
SoItau, Gordy	43	620	14.4	54t	6
McElhenny, Hugh	30	474	15.8	71	2
Perry, Joe	19	191	10.1	60t	3
Arenas, Joe	10	113	11.3	38	1
Schabarum, Pete	10	96	9.6	31	0
Babcock, Harry	7	59	8.4	13	0
Monachino, Jim	2	9	4.5	9	0
Mixon, Billy	1	7	7.0	7	0
Hogland, Doug	1	-2	-2.0	-2	0
49ERS	174	2,407	13.8	71	22
OPPONENTS	173	2,100	12.1	66t	17

INTERCEPTIONS	No	Yds	Avg	LG	TD
Berry, Rex	7	142	20.3	29	1
Wagner, Lowell	6	135	22.5	32	0
Bruney, Fred	5	59	11.8	23	0
Arenas, Joe	2	29	14.5	17	0
Morton, John	2	16	8.0	9	0
Brown, Hardy	1	7	7.0	7	0
49ERS	23	388	16.9	32	1
OPPONENTS	19	204	10.7	30	0

KICKOFF RETURNS	No	Yds	Avg	LG	TD
Arenas, Joe	16	551	34.4	82	0
McElhenny, Hugh	15	368	24.5	55	0
Schabarum, Pete	2	50	25.0	27	0
Bruney, Fred	2	46	23.0	25	0
Perry, Joe	2	21	10.5	11	0
Babcock, Harry	2	3	1.5	3	0
Berry, Rex	1	37	37.0	37	0
Bahnsen, Ken	1	21	21.0	21	0
Nomellini, Leo	1	5	5.0	5	0
Brown, Hardy	1	3	3.0	3	0
49ERS	43	1,105	25.7	82	0
OPPONENTS	59	1,264	21.4	78	0

PUNT RETURNS	No	Yds	Avg	LG	TD
McElhenny, Hugh	15	104	6.9	25	0
Arenas, Joe	8	93	11.6	50	0
Berry, Rex	7	42	6.0	17	0
Schabarum, Pete	2	0	0.0	0	0
Bruney, Fred	1	11	11.0	11	0
49ERS	33	250	7.6	50	0
OPPONENTS	27	109	4.0	13	0

PUNTING	No	Yds	Avg	LG	Blk
Powers, Jim	42	1,706	40.6	55	1
49ERS	42	1,706	40.6	55	1
OPPONENTS	60	2,457	41.0	61	0

PASSING	Att	Comp	Pct	Yds	LG	TD	Int	QB
Tittle, Y.A.	259	149	57.5	2,121	71t	20	16	84.2
Powers, Jim	49	22	44.9	259	28	1	2	51.3
McElhenny, Hugh	3	2	66.7	13	11t	1	0	115.3
Perry, Joe	1	1	100.0	14	14	0	0	118.8
Arenas, Joe	1	0	0.0	0	0	0	0	39.6
Ledyard, Hal	9	0	0.0	0	0	0	0	39.6
49ERS	322	174	54.0	2,407	71t	22	18	77.8
OPPONENTS	356	173	48.6	1,877	66t	17	23	53.6

1954 (7-4-1)			
Lawrence T. Shaw, Coach			
W	41	Washington (32,085), S-26	7
T	24	at Los Angeles Rams (79,208), O-3	24
W	23	at G.B. in Milwaukee (15,571), O-10	17
W	27	at Chicago Bears (42,935), O-17	24
W	37	Detroit (58,891), O-24	31
L	27	Chicago Bears (49,833), O-31	31
L	34	Los Angeles Rams (58,758), N-7	42
L	7	at Detroit (58,431), N-14	48
W	31	at Pittsburgh (37,001), N-20	3
L	13	at Baltimore (23,875), N-28	17
W	35	Green Bay (32,012), D-5	0
W	10	Baltimore (25,456), D-11	7
313			251

TEAM STATISTICS	49ers	Opp
TOTAL FIRST DOWNS	252	207
By Rushing	125	74
By Passing	109	122
By Penalties	18	11
TOTAL YARDS GAINED	4,704	4,020
By Rushing	2,498	1,371
By Passing	2,206	2,649
TOTAL PLAYS FROM SCRIMPAGE	863	800
Rushes	442	348
Average Gain Per Rush	5.7	3.9
FORWARD PASSES ATTEMPTED	340	374
Number Completed	187	193
Per Cent Completed	55.0	51.6
Yards Lost Passing	238	366
Passes Had Intercepted	12	19
Yards Gained Per Pass	6.5	7.1
Yards Gained Per Completion	11.8	13.7
PUNTS	60	59
Total Yardage of Punts	2,221	2,420
Average Length	37.0	41.0
Net avg. per punt	32.2	34.8
KICKOFF RETURNS	51	64
Number Returned	39	57
Total Yards Returned	930	1,145
Average Length of Return	23.8	20.1
PENALTIES	73	51
Yards Penalized	614	426
Net Loss/Gain	-188	188
FUMBLES	30	29
Own Fumbles Recovered	17	14
Opponents' Fumbles Recovered	18	13
FIELD GOALS	12	9
Field Goals Attempted	21	19
TOTAL POINTS SCORED	313	251
Touchdowns Scored	40	32
Touchdowns Rushing	28	8
Touchdowns Passing	10	24
Touchdown Returns	2	0
Extra Points	37	32
Field Goals	12	9
Safeties	0	0

SCORING	TDs	Ru	Pa	Int	Fu	KO	Pu	PAT	FG	S	Pts
Soltau, Gordy	2	0	2	0	0	0	0	31/33	11/18	0	76
Perry, Joe	8	8	0	0	0	0	0	6/7	1/3	0	57
<i>Johnson, John Henry</i>	9	9	0	0	0	0	0	0/0	0/0	0	54
McElhenny, Hugh	6	6	0	0	0	0	0	0/0	0/0	0	36
Wilson, Billy	5	0	5	0	0	0	0	0/0	0/0	0	30
Tittle, Y.A.	4	4	0	0	0	0	0	0/0	0/0	0	24
Jessup, Bill	3	0	3	0	0	0	0	0/0	0/0	0	18
Berry, Rex	1	0	0	1	0	0	0	0/0	0/0	0	6
Brown, Hardy	1	0	0	1	0	0	0	0/0	0/0	0	6
Schabarum, Pete	1	1	0	0	0	0	0	0/0	0/0	0	6
49ERS	40	28	10	2	0	0	0	37/40	12/21	0	313
OPPONENTS	32	8	24	0	0	0	0	32/32	9/19	0	251

RUSHING	Att	Yds	Avg	LG	TD			
Perry, Joe	173	1,049	6.1	58	8			
<i>Johnson, John Henry</i>	129	681	5.3	38t	9			
McElhenny, Hugh	64	515	8.1	60t	6			
Schabarum, Pete	21	79	3.8	16	1			
Arenas, Joe	11	77	7.0	26	0			
Tittle, Y.A.	28	68	2.4	10	4			
Mixon, Billy	7	19	2.7	7	0			
<i>Cassara, Frank</i>	3	17	5.7	10	0			
Galiffa, Arnie	1	2	2.0	2	0			
<i>Tidwell, Billy</i>	1	1	1.0	1	0			
Cason, Jim	2	1	0.5	3	0			
Jessup, Bill	1	-5	-5.0	-5	0			
Brown, Pete	1	-6	-6.0	-6	0			
49ERS	442	2,498	5.7	60t	28			
OPPONENTS	348	1,371	3.9	43t	8			
RECEIVING	No	Yds	Avg	LG	TD			
Wilson, Billy	60	830	13.8	43	5			
Jessup, Bill	30	565	18.8	68t	3			
<i>Johnson, John Henry</i>	28	183	6.5	34	0			
Perry, Joe	26	203	7.8	70	0			
Soltau, Gordy	22	316	14.4	42	2			
McElhenny, Hugh	8	162	20.3	53	0			
Babcock, Harry	6	91	15.2	33	0			
Schabarum, Pete	4	70	17.5	42	0			
Arenas, Joe	2	12	6.0	12	0			
<i>Cassara, Frank</i>	1	12	12.0	12	0			
49ERS	187	2,444	13.1	70	10			
OPPONENTS	193	3,015	15.6	78t	24			
INTERCEPTIONS	No	Yds	Avg	LG	TD			
Berry, Rex	3	69	23.0	34t	1			
Brown, Hardy	3	42	14.0	41t	1			
Williams, John	3	28	9.3	15	0			
Arenas, Joe	3	26	8.7	26	0			
Carapella, Al	2	40	20.0	27	0			
Mixon, Billy	2	6	3.0	3	0			
Brown, Pete	1	47	47.0	47	0			
Toneff, Bob	1	15	15.0	15	0			
Schabarum, Pete	1	9	9.0	9	0			
49ERS	19	282	14.8	47	2			
OPPONENTS	12	167	13.9	33	0			
KICKOFF RETURNS	No	Yds	Avg	LG	TD			
Arenas, Joe	16	362	22.6	41	0			
<i>Tidwell, Billy</i>	10	287	28.7	65	0			
McElhenny, Hugh	8	210	26.3	51	0			
<i>Johnson, John Henry</i>	2	25	12.5	19	0			
Schabarum, Pete	1	34	34.0	34	0			
Toneff, Bob	1	10	10.0	10	0			
Hogland, Doug	1	2	2.0	2	0			
49ERS	39	930	23.9	65	0			
OPPONENTS	57	1,145	20.1	43	0			
PUNT RETURNS	No	Yds	Avg	LG	TD			
Arenas, Joe	23	117	5.1	23	0			
McElhenny, Hugh	8	78	9.8	32	0			
<i>Tidwell, Billy</i>	3	0	0.0	17	0			
Schabarum, Pete	2	10	5.0	10	0			
49ERS	36	205	5.7	32	0			
OPPONENTS	40	269	6.7	47	0			
PUNTING	No	Yds	Avg	LG	Blk			
Brown, Pete	49	1,837	37.5	51	0			
Brown, Hardy	10	384	38.4	58	0			
Berry, Rex	1	0	0.0	0	0			
49ERS	60	2,221	37.0	58	0			
OPPONENTS	59	2,420	41.0	60	0			
PASSING	Att	Comp	Pct	Yds	LG	TD	Int	QB
Tittle, Y.A.	295	170	57.6	2,205	70	9	9	78.7
Cason, Jim	13	7	53.9	40	25	0	1	27.7
<i>Duncan, Maury</i>	14	4	28.6	82	29	0	2	11.9
Galiffa, Arnie	12	3	25.0	54	25	0	0	45.8
<i>Johnson, John Henry</i>	2	1	50.0	10	10t	1	0	104.2
Brown, Pete	1	1	100.0	19	19	0	0	118.8
Perry, Joe	1	1	100.0	34	34	0	0	118.8
Schabarum, Pete	1	0	0.0	0	0	0	0	39.6
<i>Tidwell, Billy</i>	1	0	0.0	0	0	0	0	39.6
49ERS	340	187	55.0	2,444	70	10	12	73.0
OPPONENTS	374	193	51.6	2,649	78t	24	19	74.8

Rookie Names in Italics

1955 (4-8)

Norman P. Strader, Coach

L	14	Los Angeles Rams (58,772), S-25	23
L	3	Cleveland (43,595), O-2	38
W	20	at Chicago Bears (41,651), O-9	19
W	27	at Detroit (50,179), O-16	24
L	23	Chicago Bears (56,350), O-23	34
W	38	Detroit (44,831), O-30	21
L	14	at Los Angeles Rams (71,832), N-6	27
L	0	at Washington (25,112), N-13	7
L	21	at G.B. in Milwaukee(19,099), N-20	27
L	14	at Baltimore (33,485), N-27	26
L	7	Green Bay (32,897), D-4	28
W	35	Baltimore (33,471), D-11	24
216			308

TEAM STATISTICS

	49ers	Opp
TOTAL FIRST DOWNS	204	250
By Rushing	102	132
By Passing	80	103
By Penalties	13	15
TOTAL YARDS GAINED	3,651	4,008
By Rushing	1,713	2,135
By Passing	1,938	1,873
TOTAL PLAYS FROM SCRIMMAGE	786	930
Rushes	408	538
Average Gain Per Rush	4.2	4.0
FORWARD PASSES ATTEMPTED	303	311
Number Completed	151	147
Per Cent Completed	49.8	47.3
Yards Lost Passing	287	172
Passes Had Intercepted	28	21
Yards Gained Per Pass	6.4	6.0
Yards Gained Per Completion	12.8	12.7
PUNTS	63	59
Total Yardage of Punts	2,558	2,559
Average Length	40.6	43.4
Net avg. per punt	34.4	38.8
KICKOFF RETURNS	51	59
Number Returned	51	37
Total Yards Returned	1,097	867
Average Length of Return	25.5	23.4
PENALTIES	64	58
Yards Penalized	541	528
FUMBLES	25	19
Own Fumbles Recovered	7	6
Opponents' Fumbles Recovered	13	18
FIELD GOALS	3	12
Field Goals Attempted	12	24
TOTAL POINTS SCORED	216	298
Touchdowns Scored	30	37
Touchdowns Rushing	12	24
Touchdowns Passing	17	10
Touchdowns Returns	1	3
Extra Points	27	36
Field Goals	3	12
Safeties	0	2

SCORING

	TDs	Ru	Pa	Int	Fu	KO	Pu	PAT	FG	S	Pts
Soltau, Gordy	1	0	1	0	0	0	0	27/30	3/12	0	42
Wilson, Billy	7	0	7	0	0	0	0	0/0	0/0	0	42
McElhenny, Hugh	6	4	2	0	0	0	0	0/0	0/0	0	36
Moegle, Dicky	5	5	0	0	0	0	0	0/0	0/0	0	30
Hardy, Carroll	4	0	4	0	0	0	0	0/0	0/0	0	24
Perry, Joe	3	2	1	0	0	0	0	0/0	0/0	0	18
Arenas, Joe	2	0	2	0	0	0	0	0/0	0/0	0	12
Berry, Rex	1	0	0	1	0	0	0	0/0	0/0	0	6
Johnson, John Henry	1	1	0	0	0	0	0	0/0	0/0	0	6
49ERS	30	12	17	1	0	0	0	27/30	3/12	0	216
OPPONENTS	37	24	10	2	0	0	1	36/37	12/24	2	298

Rookie Names in Italics

RUSHING	Att	Yds	Avg	LG	TD
Perry, Joe	156	701	4.5	42	2
McElhenny, Hugh	90	327	3.6	44	4
Moegle, Dicky	41	235	5.7	39	5
Arenas, Joe	37	150	4.1	30	0
Tittle, Y.A.	23	114	5.0	35	0
Johnson, John Henry	19	69	3.6	12	1
Laughlin, Bud	20	58	2.9	14	0
Hardy, Carroll	15	37	2.5	14	0
Harkey, Lem	6	27	4.5	15	0
Duncan, Maury	1	-5	-5.0	-5	0
49ERS	408	1,713	4.2	44	12
OPPONENTS	538	2,135	4.0	49	24

RECEIVING	No	Yds	Avg	LG	TD
Wilson, Billy	53	831	15.7	72t	7
Soltau, Gordy	26	358	13.8	36	1
Perry, Joe	19	55	2.9	19	1
Arenas, Joe	13	255	19.6	53t	2
Hardy, Carroll	12	338	28.2	78t	4
McElhenny, Hugh	11	203	18.5	55t	2
Laughlin, Bud	8	54	6.8	27	0
Moegle, Dicky	4	94	23.5	53	0
Babcock, Harry	3	31	10.3	16	0
Johnson, John Henry	2	6	3.0	11	0
49ERS	151	2,225	14.7	78t	17
OPPONENTS	147	2,045	13.9	60t	10

INTERCEPTIONS	No	Yds	Avg	LG	TD
Moegle, Dicky	6	50	8.3	37	0
Berry, Rex	3	69	23.0	44t	1
Brown, Hardy	2	28	14.0	18	0
Madreos, George	2	23	11.5	19	0
Luna, Bob	2	0	0.0	0	0
Johnson, John Henry	1	29	29.0	29	0
Matthews, Clay	1	19	19.0	13	0
Carr, Paul	1	11	11.0	11	0
Stolhandski, Tom	1	6	6.0	6	0
Arenas, Joe	1	0	0.0	0	0
Campbell, Marion	1	0	0.0	0	0
Powell, Charlie (lat)	0	7		7	0
49ERS	21	242	11.5	44t	1
OPPONENTS	28	299	10.7	55t	2

KICKOFF RETURNS	No	Yds	Avg	LG	TD
Arenas, Joe	24	594	24.8	42	0
Moegle, Dicky	10	249	24.9	61	0
McElhenny, Hugh	9	189	21.0	31	0
Hardy, Carroll	3	65	21.7	30	0
Laughlin, Bud	1	25	25.0	25	0
Toneff, Bob	1	13	13.0	13	0
Hazeltine, Matt	1	9	9.0	9	0
Powell, Charlie	1	2	2.0	2	0
Palatella, Lou	1	1	1.0	1	0
49ERS	51	1,147	22.5	61	0
OPPONENTS	37	865	23.4	56	0

PUNT RETURNS	No	Yds	Avg	LG	TD
Arenas, Joe	21	55	2.6	7	0
Moegle, Dicky	8	36	4.5	21	0
McElhenny, Hugh	7	10	1.4	10	0
Berry, Rex	1	11	11.0	11	0
Johnson, John Henry	1	6	6.0	6	0
Carapella, Al	1	0	0.0	0	0
49ERS	39	118	3.0	21	0
OPPONENTS	40	369	9.2	37	1
PUNTING	No	Yds	Avg	LG	Bik
Luna, Bobby	63	2,558	40.6	63	3
49ERS	63	2,558	40.6	63	3
OPPONENTS	59	2,559	43.4	73	0

PASSING	Att	Comp	Pct	Yds	LG	TD	Int	QB
Tittle, Y.A.	287	147	51.2	2,185	78t	17	28	56.6
Duncay, Maury	12	4	33.3	40	27	0	0	43.8
Arenas, Joe	1	0	0.0	0	0	0	0	39.6
Moegle, Dicky	1	0	0.0	0	0	0	0	39.6
Perry, Joe	2	0	0.0	0	0	0	0	39.6
49ERS	303	151	49.8	2,225	78t	17	28	54.4
OPPONENTS	311	147	47.3	2,045	60t	10	21	51.5

1956 (5-6-1)

Frank C. Albert, Coach

L	21	New York Giants (41,751), S-30	38
W	33	Los Angeles Rams (56,489), O-7	30
L	7	at Chicago Bears (47,526), O-14	31
L	17	at Detroit (55,662), O-21	20
L	21	Chicago Bears (52,612), O-28	38
L	13	Detroit (46,708), N-4	17
L	6	at Los Angeles Rams (69,828), N-11	30
W	17	at Green Bay (17,986), N-18	16
T	10	at Philadelphia (19,326), N-25	10
W	20	at Baltimore (37,227), D-2	17
W	38	Green Bay (32,433), D-8	20
W	30	Baltimore (43,791), D-16	17
233			284

TEAM STATISTICS	49ers	Opp
TOTAL FIRST DOWNS	221	236
By Rushing	101	124
By Passing	107	103
By Penalties	13	9
TOTAL YARDS GAINED	3,813	4,162
By Rushing	1,836	2,192
By Passing	1,977	1,970
TOTAL PLAYS FROM SCRIMMAGE	795	827
Rushes	419	481
Average Gain Per Rush	4.4	4.6
FORWARD PASSES ATTEMPTED	297	279
Number Completed	162	147
Per Cent Completed	54.6	52.7
Yards Lost Passing	285	145
Passes Had Intercepted	19	17
Yards Gained Per Pass	6.7	7.1
Yards Gained Per Completion	12.2	13.4
PUNTS	59	42
Total Yardage of Punts	2,268	1,709
Average Length	38.4	40.7
Net avg. per punt	36.0	36.4
KICKOFF RETURNS	62	51
Number Returned	51	42
Total Yards Returned	1,257	988
Average Length of Return	24.7	23.5
PENALTIES	57	37
Yards Penalized	562	321
FUMBLES	17	27
Own Fumbles Recovered	5	10
Opponents' Fumbles Recovered	17	12
FIELD GOALS	13	14
Field Goals Attempted	20	25
TOTAL POINTS SCORED	233	284
Touchdowns Scored	28	35
Touchdowns Rushing	17	23
Touchdowns Passing	8	12
Touchdowns Returns	3	0
Extra Points	26	32
Field Goals	13	14
Safeties	0	0

SCORING	TDs	Ru	Pa	Int	Fu	KO	Pu	PAT	FG	S	Pts
SoItau, Gordy	1	0	1	0	0	0	0	26/28	13/20	0	71
McElhenny, Hugh	8	8	0	0	0	0	0	0/0	0/0	0	48
Wilson, Billy	5	0	5	0	0	0	0	0/0	0/0	0	30
Tittle, Y.A.	4	4	0	0	0	0	0	0/0	0/0	0	24
Arenas, Joe	3	0	1	0	0	1	1	0/0	0/0	0	18
Perry, Joe	3	3	0	0	0	0	0	0/0	0/0	0	18
Johnson, John Henry	2	2	0	0	0	0	0	0/0	0/0	0	12
Conner, Clyde	1	0	1	0	0	0	0	0/0	0/0	0	6
Moegle, Dicky	1	0	0	1	0	0	0	0/0	0/0	0	6
49ERS	28	17	8	1	0	1	1	26/28	13/20	0	233
OPPONENTS	35	23	12	0	0	0	0	32/34	14/25	0	284

Rookie Names in Italics

RUSHING	Att	Yds	Avg	LG	TD
McElhenny, Hugh	185	916	5.0	86t	8
Perry, Joe	115	520	4.5	39	3
Johnson, John Henry	80	301	3.8	54	2
Tittle, Y.A.	24	67	2.8	13	4
Moegle, Dicky	7	18	2.6	12	0
Morrall, Earl	6	10	1.7	8	0
McCormick, Tom	2	4	2.0	2	0
49ERS	419	1,836	4.4	86t	17
OPPONENTS	481	2,192	4.6	59t	18

RECEIVING	No	Yds	Avg	LG	TD
Wilson, Billy	60	889	14.8	77t	5
Conner, Clyde	22	362	16.5	49	1
SoItau, Gordy	18	299	16.6	33	1
Perry, Joe	18	104	5.8	20	0
McElhenny, Hugh	16	193	12.1	22	0
Arenas, Joe	14	226	16.1	50	1
Johnson, John Henry	8	90	11.3	28	0
Moegle, Dicky	3	79	26.3	37	0
Jessup, Bill	2	7	3.5	10	0
Smith, Charlie	1	13	13.0	13	0
49ERS	162	2,262	14.0	77t	8
OPPONENTS	147	2,115	14.4	69t	12

INTERCEPTIONS	No	Yds	Avg	LG	TD
Moegle, Dicky	6	75	12.5	31t	1
Berry, Rex	3	20	6.7	20	0
Carr, Paul	2	18	9.0	11	0
Maderos, George	2	2	1.0	2	0
Hazeltine, Matt	1	7	7.0	7	0
Sharkey, Ed	1	4	4.0	4	0
Holladay, Bob	1	0	0.0	0	0
Smith, Ernie	1	0	0.0	0	0
49ERS	17	126	7.4	31t	1
OPPONENTS	19	330	17.4	35	0

KICKOFF RETURNS	No	Yds	Avg	LG	TD
Arenas, Joe	27	801	29.7	96	1
McElhenny, Hugh	13	300	23.1	36	0
Moegle, Dicky	2	39	19.5	22	0
Maderos, George	2	21	10.5	12	0
Johnson, John Henry	1	23	23.0	23	0
Goad, Paul	1	18	18.0	18	0
McCormick, Tom	1	18	18.0	18	0
Smith, Charlie	1	14	14.0	14	0
Carr, Paul	1	11	11.0	11	0
Gonzaga, John	1	6	6.0	6	0
Herchman, Bill	1	6	6.0	6	0
49ERS	51	1,257	24.7	96t	1
OPPONENTS	42	988	23.5	45	0

PUNT RETURNS	No	Yds	Avg	LG	TD
Arenas, Joe	19	117	6.2	67	1
McElhenny, Hugh	15	38	2.5	12	0
Moegle, Dicky	1	5	5.0	5	0
49ERS	35	160	4.6	67	1
OPPONENTS	35	123	3.5	16	0

PUNTING	No	Yds	Avg	LG	Bik
Morrall, Earl	45	1,705	37.9	57	0
Jessup, Bill	14	563	40.2	63	0
49ERS	59	2,268	38.4	63	0
OPPONENTS	42	1,709	40.7	56	0

PASSING	Att	Comp	Pct	Yds	LG	TD	Int	QB
Tittle, Y.A.	218	124	56.9	1,641	77t	7	12	68.6
Morrall, Earl	78	38	48.7	621	37	1	6	48.1
McElhenny, Hugh	1	0	0.0	0	0	0	1	0.0
49ERS	297	162	54.6	2,262	77t	8	19	61.6
OPPONENTS	279	147	52.7	2,329	69t	12	17	69.7

1957 (8-4/8-5)

Frank C. Albert, Coach

L	10	Chicago Cards (35,743), S-29	20
W	23	Los Angeles Rams (59,637), O-6	20
W	21	at Chicago Bears (45,310), O-13	17
W	24	at G.B. in Milwaukee (18,919), O-20	14
W	21	Chicago Bears (56,693), O-27	17
W	35	Detroit (59,702), N-3	31
L	24	at Los Angeles Rams (102,368), N-10	37
L	10	at Detroit (56,915), N-17	31
L	21	at Baltimore (50,073), N-24	27
W	27	at New York Giants (54,121), D-1	17
W	17	Baltimore (59,950), D-8	13
W	27	Green Bay (59,100), D-15	20
287			295

NFC PLAYOFF - DEC. 22

(at San Francisco - Kezar Stadium)

L	27	Detroit (60,118)	31
---	----	------------------	----

TEAM STATISTICS	49ers	Opp
TOTAL FIRST DOWNS	223	239
By Rushing	92	107
By Passing	115	117
By Penalties	16	15
TOTAL YARDS GAINED	3,658	4,248
By Rushing	1,622	1,847
By Passing	2,036	2,401
TOTAL PLAYS FROM SCRIMMAGE	754	837
Rushes	377	434
Average Gain Per Rush	4.6	4.3
FORWARD PASSES ATTEMPTED	305	332
Number Completed	191	182
Per Cent Completed	62.6	54.8
Yards Lost Passing	371	181
Passes Had Intercepted	18	18
Yards Gained Per Pass	6.7	7.2
Yards Gained Per Completion	10.7	13.2
PUNTS	57	47
Total Yardage of Punts	2,550	1,894
Average Length	44.7	40.3
Net avg. per punt	39.7	36.9
KICKOFF RETURNS	56	56
Number Returned	42	45
Total Yards Returned	1,096	928
Average Length of Return	26.1	20.6
PENALTIES	66	55
Yards Penalized	629	502
FUMBLES	22	25
Own Fumbles Recovered	8	9
Opponents' Fumbles Recovered	16	14
FIELD GOALS	9	13
Field Goals Attempted	15	24
TOTAL POINTS SCORED	260	264
Touchdowns Scored	33	32
Touchdowns Rushing	15	18
Touchdowns Passing	17	13
Touchdowns Returns	1	1
Extra Points	33	31
Field Goals	9	13
Safeties	1	1

SCORING	TDs	Ru	Pa	Int	Fu	KO	Pu	PAT	FG	S	Pts
Soltau, Gordy	0	0	0	0	0	0	0	33/33	9/15	0	60
Tittle, Y.A.	6	6	0	0	0	0	0	0/0	0/0	0	36
Wilson, Billy	6	0	6	0	0	0	0	0/0	0/0	0	36
Owens, R.C.	5	0	5	0	0	0	0	0/0	0/0	0	30
Conner, Clyde	4	0	4	0	0	0	0	0/0	0/0	0	24
Babb, Gene	3	3	0	0	0	0	0	0/0	0/0	0	18
McElhenny, Hugh	3	1	2	0	0	0	0	0/0	0/0	0	18
Perry, Joe	3	3	0	0	0	0	0	0/0	0/0	0	18
Arenas, Joe	1	1	0	0	0	0	0	0/0	0/0	0	6
Herchman, Bill	1	0	0	1	0	0	0	0/0	0/0	0	6
Moegle, Dicky	1	1	0	0	0	0	0	0/0	0/0	0	6
Nomellini, Leo	0	0	0	0	0	0	0	0/0	0/0	1	2
49ERS	33	15	17	1	0	0	0	33/33	9/15	1	260
OPPONENTS	32	18	13	1	0	0	0	31/32	13/24	1	264

Rookie Names in Italics

RUSHING	Att	Yds	Avg	LG	TD
McElhenny, Hugh	102	478	4.7	61	1
Perry, Joe	97	454	4.7	34	3
<i>Babb, Gene</i>	102	330	3.2	19	3
Tittle, Y.A.	40	220	5.5	45	6
<i>Barnes, Larry</i>	20	78	3.9	16	0
Moegle, Dicky	9	48	5.3	18t	1
Arenas, Joe	5	14	2.8	7t	1
<i>Brodie, John</i>	2	0	0.0	0	0
49ERS	377	1,622	4.6	61	15
OPPONENTS	434	1,847	4.3	49	23

RECEIVING	No	Yds	Avg	LG	TD
Wilson, Billy	52	757	14.6	40	6
McElhenny, Hugh	37	458	12.4	43	2
Conner, Clyde	30	412	13.7	41	4
<i>Owens, R.C.</i>	27	395	14.6	46t	5
<i>Babb, Gene</i>	20	141	7.1	17	0
Perry, Joe	15	130	8.7	17	0
Soltau, Gordy	5	47	9.4	18	0
Jessup, Bill	2	29	14.5	22	0
Powell, Charlie	1	27	27.0	27	0
Arenas, Joe	1	10	10.0	10	0
<i>Barnes, Larry</i>	1	1	1.0	1	0
49ERS	191	2,407	12.6	46t	17
OPPONENTS	182	2,582	14.2	82t	13

INTERCEPTIONS	No	Yds	Avg	LG	TD
Moegle, Dicky	8	107	13.4	40	0
Stitts, Bill	2	28	14.0	20	0
Hazeltine, Matt	2	22	11.0	14	0
Walker, Val Joe	2	20	10.0	12	0
Smith, J.D.	2	17	8.5	12	0
Herchman, Bill	1	54	54.0	54t	1
<i>Rubke, Karl</i>	1	16	16.0	16	0
49ERS	18	264	14.7	54t	1
OPPONENTS	18	336	18.7	75t	1

KICKOFF RETURNS	No	Yds	Avg	LG	TD
Arenas, Joe	24	657	27.4	64	0
Smith, J.D.	14	368	26.3	38	0
Hazeltine, Matt	1	23	23.0	23	0
Carr, Paul	1	10	10.0	10	0
Jessup, Bill	1	8	8.0	8	0
<i>Babb, Gene</i>	1	0	0.0	0	0
Palatella, Lou (lat)	0	30	0.0	0	0
49ERS	42	1,096	26.1	64	0
OPPONENTS	45	928	20.6	33	0

PUNT RETURNS	No	Yds	Avg	LG	TD
Arenas, Joe	25	80	3.2	26	0
McElhenny, Hugh	10	41	4.1	13	0
Hazeltine, Matt	1	1	1.0	1	0
Moegle, Dicky	1	0	0.0	0	0
49ERS	37	122	3.3	26	0
OPPONENTS	35	205	5.9	28	0

PUNTING	No	Yds	Avg	LG	Blk
Jessup, Bill	38	1,656	43.6	62	0
<i>Barnes, Larry</i>	19	894	47.1	86	0
49ERS	57	2,550	44.7	86	0
OPPONENTS	47	1,894	40.3	62	0

PASSING	Att	Comp	Pct	Yds	LG	TD	Int	QB
Tittle, Y.A.	279	176	63.1	2,157	46t	13	15	80.0
<i>Brodie, John</i>	21	11	52.4	160	28	2	3	69.6
Arenas, Joe	3	3	100.0	92	33t	2	0	158.3
<i>Barnes, Larry</i>	1	1	100.0	-2	-2	0	0	79.1
Perry, Joe	1	0	0.0	0	0	0	0	39.6
49ERS	305	191	62.6	2,407	46t	17	18	81.1
OPPONENTS	332	182	54.8	2,582	82t	13	18	70.6

1958 (6-6)

Frank C. Albert, Coach

W	23	Pittsburgh (51,856), S-28	20
L	3	Los Angeles Rams (59,826), O-5	33
L	6	at Chicago Bears (45,310), O-12	28
W	30	at Philadelphia (33,110), O-19	24
L	14	Chicago Bears (59,441), O-26	27
W	24	Detroit (59,350), N-2	21
L	7	at Los Angeles Rams (95,082), N-9	56
L	21	at Detroit (54,523), N-16	35
W	33	at G.B. in Milwaukee (43,819), N-23	12
L	27	at Baltimore (57,557), N-30	35
W	48	Green Bay (50,793), D-7	21
W	21	Baltimore (58,334), D-14	12
			324
257			

TEAM STATISTICS		49ers	Opp
TOTAL FIRST DOWNS		237	227
	By Rushing	93	106
	By Passing	126	106
	By Penalties	18	15
TOTAL YARDS GAINED		4,111	4,010
	By Rushing	1,628	2,038
	By Passing	2,483	1,972
TOTAL PLAYS FROM SCRIMMAGE		811	787
	Rushes	359	380
	Average Gain Per Rush	4.5	5.4
FORWARD PASSES ATTEMPTED		383	341
	Number Completed	223	163
	Per Cent Completed	58.2	47.8
	Yards Lost Passing	208	246
	Passes Had Intercepted	29	16
	Yards Gained Per Pass	6.5	5.8
	Yards Gained Per Completion	11.1	12.1
PUNTS		48	49
	Total Yardage of Punts	1,839	1,995
	Average Length	38.3	40.7
	Net avg. per punt	35.6	37.3
KICKOFF RETURNS		50	50
	Number Returned	39	42
	Total Yards Returned	790	739
	Average Length of Return	20.3	17.6
PENALTIES		58	52
	Yards Penalized	619	510
FUMBLES		31	32
	Own Fumbles Recovered	20	17
	Opponents' Fumbles Recovered	15	11
FIELD GOALS		8	10
	Field Goals Attempted	21	17
TOTAL POINTS SCORED		257	324
	Touchdowns Scored	34	42
	Touchdowns Rushing	18	15
	Touchdowns Passing	15	25
	Touchdowns Returns	1	2
	Extra Points	29	40
	Field Goals	8	10
	Safeties	0	1

SCORING	TDs	Ru	Pa	Int	Fu	KO	Pu	PAT	FG	S	Pts
Soltau, Gordy	0	0	0	0	0	0	0	29/33	8/21	0	53
McElhenny, Hugh	8	6	2	0	0	0	0	0/0	0/0	0	48
Conner, Clyde	5	0	5	0	0	0	0	0/0	0/0	0	30
Perry, Joe	5	4	1	0	0	0	0	0/0	0/0	0	30
Wilson, Billy	5	0	5	0	0	0	0	0/0	0/0	0	30
Smith, J.D.	3	3	0	0	0	0	0	0/0	0/0	0	18
Pace, Jim	2	2	0	0	0	0	0	0/0	0/0	0	12
Tittle, Y.A.	2	2	0	0	0	0	0	0/0	0/0	0	12
Brodie, John	1	1	0	0	0	0	0	0/0	0/0	0	6
Hazeltine, Matt	1	0	0	1	0	0	0	0/0	0/0	0	6
Jessup, Bill	1	0	1	0	0	0	0	0/0	0/0	0	6
Owens, R.C.	1	0	1	0	0	0	0	0/0	0/0	0	6
49ERS	34	18	15	1	0	0	0	29/33	8/21	0	257
OPPONENTS	42	15	25	2	0	0	0	40/41	10/17	1	324

RUSHING	Att	Yds	Avg	LG	TD
Perry, Joe	125	758	6.1	73t	4
McElhenny, Hugh	113	451	4.0	34	6
Smith, J.D.	26	209	8.0	80t	3
Pace, Jim	52	161	3.1	34	2
Tittle, Y.A.	22	35	1.6	12	2
Woodson, Abe	2	12	6.0	9	0
Babb, Gene	7	9	1.3	4	0
Atkins, Bill	1	5	5.0	5	0
Brodie, John	11	-12	-1.1	6	1
49ERS	359	1,628	4.5	80t	18
OPPONENTS	380	2,038	5.4	73t	16

RECEIVING	No	Yds	Avg	LG	TD
Conner, Clyde	49	512	10.4	26	5
Wilson, Billy	43	592	13.8	44t	5
Owens, R.C.	40	620	15.5	48	1
McElhenny, Hugh	31	366	11.8	59t	2
Perry, Joe	23	218	9.5	64t	1
Pace, Jim	10	59	5.9	24	0
Dugan, Fred	9	122	13.6	23	0
Soltau, Gordy	7	77	11.0	22	0
Smith, J.D.	6	59	9.8	23	0
Jessup, Bill	5	66	13.2	26t	1
49ERS	223	2,691	12.1	64t	15
OPPONENTS	163	2,218	13.6	81t	25

INTERCEPTIONS	No	Yds	Avg	LG	TD
Ridlon, Jim	4	10	2.5	3	0
Hazeltine, Matt	3	30	10.0	17	1
Stitts, Bill	3	3	1.0	2	0
Mertens, Jerry	2	16	8.0	11	0
Woodson, Abe	1	44	44.0	44	0
Atkins, Bill	1	6	6.0	6	0
Toneff, Bob	1	5	5.0	5	0
Matuszak, Marv	1	0	0.0	0	0
49ERS	16	114	7.1	44	1
OPPONENTS	29	448	15.5	70t	2

KICKOFF RETURNS	No	Yds	Avg	LG	TD
Smith, J.D.	15	356	23.7	39	0
Woodson, Abe	11	239	21.7	34	0
Pace, Jim	8	134	16.8	36	0
McElhenny, Hugh	2	31	15.5	18	0
Babb, Gene	2	30	15.0	19	0
Connolly, Ted	1	0	0.0	0	0
49ERS	39	790	20.3	39	0
OPPONENTS	42	739	17.6	30	0

PUNT RETURNS	No	Yds	Avg	LG	TD
McElhenny, Hugh	24	93	3.9	49	0
Woodson, Abe	7	53	7.6	38	0
Jessup, Bill	2	0	0.0	0	0
Pace, Jim	2	0	0.0	0	0
49ERS	35	146	4.2	49	0
OPPONENTS	36	132	3.7	22	0

PUNTING	No	Yds	Avg	LG	Blk
Atkins, Bill	25	983	39.3	51	0
Jessup, Bill	23	856	37.2	59	0
49ERS	48	1,839	38.3	59	0
OPPONENTS	49	1,995	40.7	59	0

PASSING	Att	Comp	Pct	Yds	LG	TD	Int	QB
Brodie, John	172	103	59.9	1,224	61t	6	13	61.8
Tittle, Y.A.	208	120	57.7	1,467	64t	9	15	63.9
McElhenny, Hugh	2	0	0.0	0	0	0	0	39.6
Jessup, Bill	1	0	0	0	0	0	1	0.0
49ERS	383	223	58.2	2,691	64t	15	29	61.4
OPPONENTS	341	163	47.8	2,218	81t	25	16	73.9

1959 (7-5)

Howard W. Hickey, Coach

W	24	Philadelphia (41,697), S-27	14
W	34	Los Angeles Rams (56,028), O-4	0
L	20	at Green Bay (32,150), O-11	21
W	34	at Detroit (52,585), O-18	13
W	20	Chicago Bears (59,045), O-25	17
W	33	Detroit (59,064), N-1	7
W	24	at Los Angeles Rams (94,276), N-8	16
L	3	at Chicago Bears (42,157), N-15	14
L	14	at Baltimore (56,007), N-22	45
W	21	at Cleveland (53,763), N-29	20
L	14	Baltimore (59,075), D-5	34
L	14	Green Bay (55,997), D-13	36
255			237

TEAM STATISTICS

	49ers	Opp
TOTAL FIRST DOWNS	182	238
By Rushing	93	123
By Passing	76	102
By Penalties	13	13
TOTAL YARDS GAINED	3,388	4,018
By Rushing	1,839	1,974
By Passing	1,549	2,044
TOTAL PLAYS FROM SCRIMMAGE	756	844
Rushes	407	433
Average Gain Per Rush	4.5	4.6
FORWARD PASSES ATTEMPTED	264	341
Number Completed	132	176
Per Cent Completed	50.0	51.6
Yards Lost Passing	136	228
Passes Had Intercepted	22	14
Yards Gained Per Pass	5.9	6.0
Yards Gained Per Completion	11.7	11.6
PUNTS	59	57
Total Yardage of Punts	2,694	2,370
Average Length	45.7	41.6
Net avg. per punt	40.8	34.8
KICKOFF RETURNS	49	50
Number Returned	41	40
Total Yards Returned	980	924
Average Length of Return	23.9	23.1
PENALTIES	57	45
Yards Penalized	489	417
FUMBLES	24	34
Own Fumbles Recovered	14	12
Opponents' Fumbles Recovered	22	10
FIELD GOALS	12	5
Field Goals Attempted	26	13
TOTAL POINTS SCORED	255	237
Touchdowns Scored	31	32
Touchdowns Rushing	16	16
Touchdowns Passing	12	15
Touchdowns Returns	3	1
Extra Points	31	28
Field Goals	12	5
Safeties	1	1

SCORING

	TDs	Ru	Pa	Int	Fu	KO	Pu	PAT	FG	S	Pts
Davis, Tommy	0	0	0	0	0	0	0	31/31	12/26	0	67
Smith, J.D.	11	10	1	0	0	0	0	0/0	0/0	0	66
McElhenny, Hugh	4	1	3	0	0	0	0	0/0	0/0	0	24
Wilson, Billy	4	0	4	0	0	0	0	0/0	0/0	0	24
Owens, R.C.	3	0	3	0	0	0	0	0/0	0/0	0	18
Perry, Joe	3	3	0	0	0	0	0	0/0	0/0	0	18
Conner, Clyde	1	0	1	0	0	0	0	0/0	0/0	0	6
Hazeltine, Matt	1	0	0	0	1	0	0	0/0	0/0	0	6
Lyles, Lenny	1	1	0	0	0	0	0	0/0	0/0	0	6
Mertens, Jerry	1	0	0	1	0	0	0	0/0	0/0	0	6
Roberts, C.R.	1	1	0	0	0	0	0	0/0	0/0	0	6
Woodson, Abe	1	0	0	0	0	1	0	0/0	0/0	0	6
Krueger, Charlie	0	0	0	0	0	0	0	0/0	0/0	1	2
49ERS	31	16	12	1	1	1	0	31/31	12/26	1	255
OPPONENTS	32	16	15	1	0	0	0	28/31	5/13	1	237

Rookie Names in Italics

RUSHING	Att	Yds	Avg	LG	TD
Smith, J.D.	207	1,036	5.0	73t	10
Perry, Joe	139	602	4.3	40	3
McElhenny, Hugh	18	67	3.7	19	1
Roberts, C.R.	10	67	6.7	46t	1
Lyles, Lenny	13	28	2.2	13t	1
Tittle, Y.A.	11	24	2.2	22	0
Moegle, Dicky	3	9	3.0	4	0
Brodie, John	5	6	1.2	6	0
Owens, R.C.	1	0	0.0	0	0
49ERS	407	1,839	4.5	73t	16
OPPONENTS	433	1,974	4.6	48	17

RECEIVING	No	Yds	Avg	LG	TD
Wilson, Billy	44	540	12.3	57t	4
McElhenny, Hugh	22	329	15.0	72	3
Owens, R.C.	17	347	20.4	75t	3
Conner, Clyde	13	162	12.5	37t	1
Smith, J.D.	13	133	10.2	21t	1
Perry, Joe	12	53	4.4	15	0
Dugan, Fred	6	72	12.0	13	0
Lyles, Lenny	3	33	11.0	18	0
Moegle, Dicky	1	12	12.0	12	0
Tittle, Y.A.	1	4	4.0	4	0
49ERS	132	1,685	12.8	75t	12
OPPONENTS	176	2,272	12.9	67	15

INTERCEPTIONS	No	Yds	Avg	LG	TD
Baker, Dave	5	75	15.0	29	0
Woodson, Abe	4	20	5.0	14	0
Mertens, Jerry	2	56	28.0	30t	1
Tubbs, Jerry	2	32	16.0	21	0
Dove, Eddie	1	6	6.0	6	0
49ERS	14	189	13.5	30t	1
OPPONENTS	22	272	12.4	57t	1

KICKOFF RETURNS	No	Yds	Avg	LG	TD
Woodson, Abe	13	382	29.4	105t	1
Lyles, Lenny	25	565	22.6	46	0
Hazeltine, Matt	2	26	13.0	26	0
Herchman, Bill	1	7	7.0	7	0
49ERS	41	980	23.9	105t	1
OPPONENTS	40	924	23.1	80	0

PUNT RETURNS	No	Yds	Avg	LG	TD
Woodson, Abe	15	143	9.5	65	0
Dove, Eddie	22	126	5.7	62	0
49ERS	37	269	7.3	65	0
OPPONENTS	35	186	5.3	21	0

PUNTING	No	Yds	Avg	LG	Blk
Davis, Tommy	59	2,694	45.7	71	0
49ERS	59	2,694	45.7	71	0
OPPONENTS	57	2,370	41.6	59	0

PASSING	Att	Comp	Pct	Yds	LG	TD	Int	QB
Tittle, Y.A.	199	102	51.3	1,331	75t	10	15	58.0
Brodie, John	64	30	46.9	354	34	2	7	35.0
Moegle, Dicky	1	0	0.0	0	0	0	0	39.6
49ERS	264	132	50.0	1,685	75t	12	22	50.8
OPPONENTS	341	176	51.6	2,261	67	15	14	70.2

1960 (7-5)

Howard W. Hickey, Coach

L	19	New York Giants (44,598), S-25	21
W	13	Los Angeles Rams (53,633), O-2	9
W	14	at Detroit (49,825), O-9	10
L	10	at Chicago Bears (48,226), O-16	27
L	14	at G.B. in Milwaukee (39,914), O-23	41
W	25	Chicago Bears (55,071), O-30	7
L	0	Detroit (48,447), N-6	24
W	26	at Dallas (10,000), N-20	14
W	30	at Baltimore (57,808), N-27	22
W	23	at Los Angeles Rams (77,254), D-4	7
L	0	Green Bay (53,612), D-10	13
W	34	Baltimore (57,269), D-18	10
208			205

TEAM STATISTICS

	49ers	Opp
TOTAL FIRST DOWNS	201	180
By Rushing	90	82
By Passing	96	89
By Penalties	15	9
TOTAL YARDS GAINED	3,260	3,405
By Rushing	1,681	1,587
By Passing	1,579	1,818
TOTAL PLAYS FROM SCRIMMAGE	849	738
Rushes	413	363
Average Gain Per Rush	4.1	4.4
FORWARD PASSES ATTEMPTED	336	293
Number Completed	174	140
Per Cent Completed	51.8	47.8
Yards Lost Passing	287	183
Passes Had Intercepted	12	20
Yards Gained Per Pass	4.7	6.2
Yards Gained Per Completion	9.1	13.0
PUNTS	65	62
Total Yardage of Punts	2,880	2,556
Average Length	44.3	41.3
Net avg. per punt	40.9	36.8
KICKOFF RETURNS	43	57
Number Returned	43	38
Total Yards Returned	1,167	769
Average Length of Return	27.1	20.2
PENALTIES	63	64
Yards Penalized	604	580
FUMBLES	14	15
Own Fumbles Recovered	10	7
Opponents' Fumbles Recovered	8	4
FIELD GOALS	12	10
Field Goals Attempted	26	20
TOTAL POINTS SCORED	208	205
Touchdowns Scored	21	25
Touchdowns Rushing	9	13
Touchdowns Passing	11	11
Touchdowns Returns	1	1
Extra Points	21	23
Field Goals	8	10
Safeties	2	1

SCORING

	TDs	Ru	Pa	Int	Fu	KO	Pu	PAT	FG	S	Pts
Davis, Tommy	0	0	0	0	0	0	0	21/21	19/32	0	78
Owens, R.C.	6	0	6	0	0	0	0	0/0	0/0	0	36
Smith, J.D.	6	5	1	0	0	0	0	0/0	0/0	0	36
Conner, Clyde	2	0	2	0	0	0	0	0/0	0/0	0	12
Roberts, C.R.	2	2	0	0	0	0	0	0/0	0/0	0	12
Brodie, John	1	1	0	0	0	0	0	0/0	0/0	0	6
Lyles, Lenny	1	0	0	0	0	1	0	0/0	0/0	0	6
McElhenny, Hugh	1	0	1	0	0	0	0	0/0	0/0	0	6
Perry, Joe	1	1	0	0	0	0	0	0/0	0/0	0	6
Wilson, Billy	1	0	1	0	0	0	0	0/0	0/0	0	6
Krueger, Charlie	0	0	0	0	0	0	0	0/0	0/0	1	2
Nomellini, Leo	0	0	0	0	0	0	0	0/0	0/0	1	2
Wittenborn, John	0	0	0	0	0	0	0	0/0	0/3	0	0
49ERS	21	9	11	0	0	1	0	21/21	19/35	2	208
OPPONENTS	25	13	11	0	1	0	0	23/25	10/20	1	205

Rookie Names in Italics

RUSHING	Att	Yds	Avg	LG	TD
Smith, J.D.	174	780	4.5	41	5
McElhenny, Hugh	95	347	3.7	38	0
Roberts, C.R.	73	213	2.9	30	2
Brodie, John	18	171	9.5	30	1
Perry, Joe	36	95	2.6	21	1
Tittle, Y.A.	10	61	6.1	28	0
<i>Waters, Bobby</i>	1	8	8.0	8	0
Woodson, Abe	4	4	1.0	4	0
<i>Norton, Ray</i>	2	2	1.0	9	0
49ERS	413	1,681	4.1	41	9
OPPONENTS	363	1,587	4.4	62	14

RECEIVING	No	Yds	Avg	LG	TD
Conner, Clyde	38	531	14.0	65t	2
Owens, R.C.	37	532	14.4	42	6
Smith, J.D.	36	181	5.0	21	1
<i>Stickles, Monty</i>	22	252	11.5	28	0
McElhenny, Hugh	14	114	8.1	45	1
<i>Mackey, Dee</i>	12	159	13.3	25	0
Roberts, C.R.	9	49	5.4	27	0
Wilson, Billy	3	51	17.0	19t	1
Perry, Joe	3	-3	-1.0	3	0
49ERS	174	1,866	10.7	65t	11
OPPONENTS	140	2,001	14.3	91t	11

INTERCEPTIONS	No	Yds	Avg	LG	TD
Baker, Dave	10	96	9.6	28	0
Dove, Eddie	3	29	9.7	29	0
<i>Kelley, Gordon</i>	2	10	5.0	10	0
Mertens, Jerry	2	0	0.0	0	0
Woodson, Abe	2	0	0.0	0	0
Harrison, Bob	1	6	6.0	6	0
49ERS	20	141	7.1	29	0
OPPONENTS	12	159	13.3	26	0

KICKOFF RETURNS	No	Yds	Avg	LG	TD
Lyles, Lenny	17	526	30.9	97t	1
Woodson, Abe	17	498	29.3	64	0
<i>Colchico, Dan</i>	5	68	13.6	18	0
Roberts, C.R.	3	60	20.0	25	0
Clark, Monte	1	15	15.0	15	0
49ERS	43	1,167	27.1	97t	1
OPPONENTS	38	769	20.2	45	0

PUNT RETURNS	No	Yds	Avg	LG	TD
Woodson, Abe	13	174	13.4	48	0
Dove, Eddie	11	43	3.9	7	0
49ERS	24	217	9.0	48	0
OPPONENTS	28	182	6.5	31	0

PUNTING	No	Yds	Avg	LG	Blk
Davis, Tommy	62	2,737	44.1	74	0
Baker, Dave	3	143	47.7	55	0
49ERS	65	2,880	44.3	74	0
OPPONENTS	62	2,561	41.3	65	0

PASSING	Att	Comp	Pct	Yds	LG	TD	Int	QB
Brodie, John	207	103	49.8	1,111	65t	6	9	57.5
Tittle, Y.A.	127	69	54.3	694	45	4	3	70.8
<i>Waters, Bobby</i>	2	2	100.0	61	41t	1	0	158.3
49ERS	336	174	51.8	1,866	65t	11	12	64.4
OPPONENTS	293	140	47.8	2,001	91t	11	20	54.4

1961 (7-6-1)

Howard W. Hickey, Coach

W	35	Washington (43,412), S-17	3
L	10	at Green Bay (38,624), S-24	30
W	49	at Detroit (53,155), O-1	0
W	35	Los Angeles Rams (59,004), O-8	0
W	38	at Minnesota (34,415), O-15	24
L	0	at Chicago Bears (49,070), O-22	31
L	10	at Pittsburgh (19,686), O-29	20
T	20	Detroit (56,878), N-5	20
L	7	at Los Angeles Rams (63,766), N-12	17
W	41	Chicago Bears (52,972), N-19	31
W	38	Minnesota (48,905), N-26	28
L	17	at Baltimore (57,641), D-3	20
W	22	Green Bay (55,722), D-10	21
L	24	Baltimore (45,517), D-16	27
346			272

TEAM STATISTICS

	49ers	Opp
TOTAL FIRST DOWNS	258	234
By Rushing	116	90
By Passing	132	132
By Penalties	10	12
TOTAL YARDS GAINED	4,904	4,181
By Rushing	2,100	1,701
By Passing	2,804	2,480
TOTAL PLAYS FROM SCRIMMAGE	875	890
Rushes	448	419
Average Gain Per Rush	4.7	4.1
FORWARD PASSES ATTEMPTED	346	380
Number Completed	187	196
Per Cent Completed	54.0	51.6
Yards Lost Passing	253	394
Passes Had Intercepted	19	19
Yards Gained Per Pass	8.1	6.5
Yards Gained Per Completion	15.0	12.7
PUNTS	59	62
Total Yardage of Punts	2,633	2,725
Average Length	44.6	44.0
Net avg. per punt	40.1	40.2
KICKOFF RETURNS	49	58
Total Yards Returned	1,287	1,368
Average Length of Return	26.6	23.6
PENALTIES	65	56
Yards Penalized	635	456
FUMBLES	25	21
Own Fumbles Recovered	8	9
Opponents' Fumbles Recovered	12	17
FIELD GOALS	12	16
Field Goals Attempted	22	29
TOTAL POINTS SCORED	346	272
Touchdowns Scored	44	32
Touchdowns Rushing	27	13
Touchdowns Passing	15	18
Touchdowns Returns	2	1
Extra Points	44	32
Field Goals	12	16
Safeties	1	0

SCORING

	TDs	Ru	Pa	Int	Fu	KO	Pu	PAT	FG	S	Pts
Davis, Tommy	0	0	0	0	0	0	0	44/44	12/22	0	80
Kilmer, Billy	10	10	0	0	0	0	0	0/0	0/0	0	60
Smith, J.D.	9	8	1	0	0	0	0	0/0	0/0	0	54
Owens, R.C.	6	1	5	0	0	0	0	0/0	0/0	0	36
Stickles, Monty	5	0	5	0	0	0	0	0/0	0/0	0	30
Waters, Bobby	3	3	0	0	0	0	0	0/0	0/0	0	18
Brodie, John	2	2	0	0	0	0	0	0/0	0/0	0	12
Thomas, Aaron	2	0	2	0	0	0	0	0/0	0/0	0	12
Woodson, Abe	2	0	0	0	0	1	1	0/0	0/0	0	12
Casey, Bernie	1	0	1	0	0	0	0	0/0	0/0	0	6
Conner, Clyde	1	0	1	0	0	0	0	0/0	0/0	0	6
Cooper, Bill	1	1	0	0	0	0	0	0/0	0/0	0	6
Lockett, J.W.	1	1	0	0	0	0	0	0/0	0/0	0	6
Roberts, C.R.	1	1	0	0	0	0	0	0/0	0/0	0	6
Krueger, Charlie	0	0	0	0	0	0	0	0/0	0/0	1	2
49ERS	44	27	15	0	0	1	1	44/44	12/22	1	346
OPPONENTS	32	13	18	0	0	0	1	32/32	16/29	0	272

Rookie Names in Italics

	Att	Yds	Avg	LG	TD
Smith, J.D.	167	823	4.9	33	8
Kilmer, Billy	96	509	5.3	31	10
Roberts, C.R.	63	338	5.4	54	1
Waters, Bobby	47	233	5.0	35	3
Brodie, John	28	90	3.2	29	2
McIlhenny, Don	8	30	3.8	15	0
Woodson, Abe	14	23	1.6	14	0
Lockett, J.W.	11	18	1.6	9	1
Cooper, Bill	8	17	2.1	6	1
Messer, Dale	3	13	4.3	6	0
Norton, Ray	2	-2	-1.0	2	0
Thomas, Aaron	1	-15	-15.0	-15	0
Owens, R.C.	(lat) 0	23		23	1
49ERS	448	2,100	4.7	54	27
OPPONENTS	419	1,701	4.1	44	13

	No	Yds	Avg	LG	TD
Owens, R.C.	55	1,032	18.8	54	5
Stickles, Monty	43	794	18.5	54	5
Smith, J.D.	28	343	12.3	57	1
Thomas, Aaron	15	301	20.1	70t	2
Conner, Clyde	11	177	16.1	45	1
Casey, Bernie	10	185	18.5	51	1
Roberts, C.R.	10	83	8.3	19	0
Woodson, Abe	8	74	9.3	28	0
Lockett, J.W.	4	35	8.8		0
Messer, Dale	3	33	11.0	14	0
49ERS	187	3,057	16.4	70t	15
OPPONENTS	196	2,874	14.7	80t	18

	No	Yds	Avg	LG	TD
Baker, Dave	6	123	20.5	40	0
Johnson, Jimmy	5	116	23.2	63	0
Dove, Eddie	3	41	13.7	28	0
Harrison, Bob	2	14	7.0	9	0
Hazeltine, Matt	1	26	26.0	26	0
Woodson, Abe	1	2	2.0	2	0
Kelley, Gordon	1	0	0.0	0	0
49ERS	19	322	17.0	63	0
OPPONENTS	19	249	13.1	36	0

	No	Yds	Avg	LG	TD
Woodson, Abe	27	782	29.0	98t	1
Smith, J.D.	7	158	22.6	33	0
McIlhenny, Don	6	189	31.5	49	0
Cooper, Bill	3	44	14.7	20	0
Messer, Dale	3	36	12.0	14	0
Norton, Ray	1	60	60.0	60	0
Kammerer, Carlton	1	18	18.0	18	0
Lockett, J.W.	1	15	15.0	15	0
49ERS	49	1,302	26.6	98t	1
OPPONENTS	58	1,368	23.6	78	0

	No	FC	Yds	Avg	LG	TD
Woodson, Abe	16	3	172	10.8	80t	1
Dove, Eddie	6	8	49	8.2	20	0
Messer, Dale	2	4	11	5.5	6	0
49ERS	24	15	232	9.7	80t	1
OPPONENTS	32	6	269	8.4	39t	1

	No	Yds	Avg	LG	Blk
Davis, Tommy	50	2,269	45.4	67	0
Kilmer, Billy	9	364	40.4	64	0
49ERS	59	2,633	44.6	67	0
OPPONENTS	62	2,725	44.0	64	0

	Att	Comp	Pct	Yds	LG	TD	Int	QB
Brodie, John	283	155	54.8	2,588	70t	14	12	84.7
Kilmer, Billy	34	19	55.9	286	28	0	4	44.1
Waters, Bobby	28	13	46.4	183	26	1	2	50.2
Smith, J.D.	1	0	0.0	0	0	0	1	0.0
49ERS	346	187	54.1	3,057	70t	15	19	75.5
OPPONENTS	380	196	51.6	2,874	80t	18	19	71.5

1962 (6-8)

Howard W. Hickey, Coach

L	14	Chicago (46,052), S-16	30
L	24	at Detroit (51,032), S-23	45
W	21	Minnesota (38,407), S-30	7
W	21	at Baltimore (54,148), O-7	13
W	34	at Chicago (48,902), O-14	27
L	13	at G.B. in Milwaukee (46,012), O-21	31
L	14	Los Angeles Rams (51,033), O-28	28
L	3	Baltimore (44,875), N-4	22
L	24	Detroit (43,449), N-11	38
W	24	at Los Angeles Rams (42,554), N-18	17
W	24	at St. Louis (17,532), N-25	17
W	35	at Minnesota (33,076), D-2	12
L	21	Green Bay (53,769), D-9	31
L	10	Cleveland (35,274), D-15	13
282			331

TEAM STATISTICS		49ers	Opp
TOTAL FIRST DOWNS		239	240
By Rushing		112	107
By Passing		112	113
By Penalties		15	20
TOTAL YARDS GAINED		3,941	4,549
By Rushing		1,873	2,241
By Passing		2,068	2,308
TOTAL PLAYS FROM SCRIMMAGE		854	841
Rushes		460	464
Average Gain Per Rush		4.1	4.8
FORWARD PASSES ATTEMPTED		323	296
Number Completed		185	164
Per Cent Completed		57.3	55.4
Yards Lost Passing		423	186
Passes Had Intercepted		19	12
Yards Gained Per Pass		7.7	8.4
Yards Gained Per Completion		13.5	15.2
PUNTS		48	61
Total Yardage of Punts		2,188	2,721
Average Length		45.6	44.6
KICKOFF RETURNS		62	51
Total Yards Returned		1,739	1,140
Average Length of Return		28.0	22.4
PENALTIES		63	57
Yards Penalized		636	626
FUMBLES		24	22
Own Fumbles Recovered		10	14
Opponents' Fumbles Recovered		8	14
FIELD GOALS		10	12
Field Goals Attempted		23	20
TOTAL POINTS SCORED		282	331
Touchdowns Scored		36	42
Touchdowns Rushing		15	22
Touchdowns Passing		19	17
Touchdowns Returns		2	3
Extra Points		36	39
Field Goals		10	20
Safeties		0	2

SCORING	TDs	Ru	Pa	Int	Fu	KO	Pu	PAT	FG	S	Pts
Davis, Tommy	0	0	0	0	0	0	0	36/36	10/23	0	66
Smith, J.D.	7	6	1	0	0	0	0	0/0	0/0	0	42
Casey, Bernie	6	0	6	0	0	0	0	0/0	0/0	0	36
Kilmer, Billy	6	5	1	0	0	0	0	0/0	0/0	0	36
Brodie, John	4	4	0	0	0	0	0	0/0	0/0	0	24
Conner, Clyde	4	0	4	0	0	0	0	0/0	0/0	0	24
Johnson, Jimmy	4	0	4	0	0	0	0	0/0	0/0	0	24
Stickles, Monty	3	0	3	0	0	0	0	0/0	0/0	0	18
Woodson, Abe	2	0	0	0	1	0	1	0/0	0/0	0	12
49ERS	36	15	19	0	1	0	1	36/36	10/23	0	282
OPPONENTS	42	22	17	3	0	0	0	39/42	12/20	2	331

Rookie Names in Italics

RUSHING	Att	Yds	Avg	Lg	TD
Smith, J.D.	258	907	3.5	28	6
Kilmer, Billy	93	478	5.1	35	5
Brodie, John	37	258	7.0	21	4
Gaiters, Bob	36	158	4.4	53	0
Waters, Bobby	12	42	3.5	14	0
<i>Vollenweider, Jim</i>	11	37	3.4	10	0
Roberts, C.R.	9	19	2.1	12	0
Cooper, Bill	2	-2	-1.0	2	0
Thomas, Aaron	1	-9	-9.0	-9	0
<i>Winston, Lloyd</i>	1	-15	-15.0	-15	0
49ERS	460	1,873	4.1	53	15
OPPONENTS	464	2,241	4.8	77t	21

RECEIVING	No	Yds	Avg	LG	TD
Casey, Bernie	53	819	15.5	48t	6
Johnson, Jimmy	34	627	18.4	80t	4
Conner, Clyde	24	240	10.0	18	4
Stickles, Monty	22	366	16.6	48	3
Smith, J.D.	21	197	9.4	47	1
Kilmer, Billy	16	152	9.5	70	1
<i>Vollenweider, Jim</i>	4	21	5.3	10	0
Messer, Dale	3	30	10.0	15	0
<i>McFarland, Kay</i>	3	24	8.0	16	0
Gaiters, Bob	2	13	6.5	13	0
Roberts, C.R.	2	0	0.0	1	0
<i>Winston, Lloyd</i>	1	2	2.0	2	0
49ERS	185	2,491	13.5	80t	19
OPPONENTS	164	2,494	15.2	73t	17

INTERCEPTIONS	No	Yds	Avg	LG	TD
Woodson, Abe	2	31	15.5	31	0
Hazeltine, Matt	2	24	12.0	12	0
<i>Pine, Ed</i>	2	16	8.0	13	0
Mertens, Jerry	2	0	0.0	0	0
Messer, Dale	1	35	35.0	35	0
Kammerer, Carlton	1	13	13.0	13	0
Ridlon, Jim	1	8	8.0	8	0
Dove, Eddie	1	0	0.0	0	0
49ERS	12	127	10.6	35	0
OPPONENTS	19	334	17.6	55t	3

KICKOFF RETURNS	No	Yds	Avg	LG	TD
Woodson, Abe	37	1,157	31.3	79	0
Gaiters, Bob	11	273	24.8	47	0
<i>Vollenweider, Jim</i>	6	113	18.8	45	0
Messer, Dale	4	112	28.0	43	0
<i>Winston, Lloyd</i>	3	67	22.3	29	0
Cooper, Bill	1	17	17.0	17	0
49ERS	62	1,739	28.1	79	0
OPPONENTS	51	1,140	22.4	40	0

PUNT RETURNS	No	FC	Yds	Avg	LG	TD
Woodson, Abe	19	3	179	9.4	85t	1
Dove, Eddie	5	2	21	4.2	10	0
Messer, Dale	3	8	7	2.3	7	0
49ERS	27	13	207	7.7	85t	1
OPPONENTS	32	5	285	8.9	31	0

PUNTING	No	Yds	Avg	LG	Bk
Davis, Tommy	48	2,188	45.6	82	0
49ERS	48	2,188	45.6	82	0
OPPONENTS	61	2,720	44.6	75	0

PASSING	Att	Comp	Pct	Yds	LG	TD	Int	QB
Brodie, John	304	175	57.6	2,272	80t	18	16	79.0
Kilmer, Billy	13	8	61.5	191	73	1	3	91.5
Waters, Bobby	6	2	33.3	28	15	0	0	49.3
49ERS	323	185	57.3	2,491	80t	19	19	77.0
OPPONENTS	296	164	55.4	2,494	73t	17	12	85.6

1963 (2-12)

Coach*

L	20	Minnesota (30,781), S-15	24
L	14	Baltimore (31,006), S-22	20
L	14	at Minnesota (28,567), S-29	45
L	3	at Detroit (44,088), O-6	26
L	3	at Baltimore (56,962), O-13	20
W	20	Chicago (35,837), O-20	14
L	21	at Los Angeles Rams (45,532), O-27	28
L	7	Detroit (33,511), N-3	45
W	31	Dallas (29,563), N-10	24
L	14	at New York Giants (62,982), N-17	48
L	10	at G.B. in Milwaukee (45,905), N-24	28
L	17	Los Angeles Rams (33,321), D-1	21
L	7	at Chicago (46,994), D-8	27
L	17	Green Bay (31,031), D-14	21

198 391

*Coach Red Hickey resigned after third game and Jack Christiansen was appointed his successor.

TEAM STATISTICS	49ers	Opp
TOTAL FIRST DOWNS	183	304
By Rushing	87	121
By Passing	87	168
By Penalties	9	15
TOTAL YARDS GAINED	3,281	5,447
By Rushing	1,454	2,076
By Passing	1,827	3,371
TOTAL PLAYS FROM SCRIMMAGE	790	963
Rushes	406	488
Average Gain Per Rush	3.6	4.3
FORWARD PASSES ATTEMPTED	349	450
Number Completed	156	244
Per Cent Completed	44.7	54.2
Sacks/Yards Lost	35/263	25/210
Passes Had Intercepted	22	14
Yards Gained Per Pass	6.0	8.0
Yards Gained Per Completion	13.4	14.7
PUNTS	73	55
Total Yardage of Punts	3,311	2,371
Average Length	45.4	43.1
KICKOFF RETURNS	62	37
Total Yards Returned	1,659	816
Average Length of Return	26.8	22.1
PENALTIES	51	73
Yards Penalized	439	667
FUMBLES	25	27
Own Fumbles Recovered	17	14
Opponents' Fumbles Recovered	13	8
FIELD GOALS	10	12
Field Goals Attempted	31	20
TOTAL POINTS SCORED	198	391
Touchdowns Scored	24	51
Touchdowns Rushing	8	20
Touchdowns Passing	13	27
Touchdowns Returns	3	4
Extra Points	24	50
Field Goals	10	20
Safeties	0	1

SCORING	TDs	Ru	Pa	Int	Fu	KO	Pu	PAT	FG	S	Pts
Davis, Tommy	0	0	0	0	0	0	0	24/24	10/31	0	54
Casey, Bernie	7	0	7	0	0	0	0	0/0	0/0	0	42
Smith, J.D.	6	5	1	0	0	0	0	0/0	0/0	0	36
Woodson, Abe	3	0	0	0	0	3	0	0/0	0/0	0	18
Knafelc, Gary	2	0	2	0	0	0	0	0/0	0/0	0	12
Lisbon, Don	2	0	2	0	0	0	0	0/0	0/0	0	12
Vollenweider, Jim	2	2	0	0	0	0	0	0/0	0/0	0	12
McFarland, Kay	1	0	1	0	0	0	0	0/0	0/0	0	6
Winston, Lloyd	1	1	0	0	0	0	0	0/0	0/0	0	6
49ERS	24	8	13	0	0	3	0	24/24	10/31	0	198
OPPONENTS	51	20	27	1	1	0	2	50/51	11/27	1	391

RUSHING	Att	Yds	Avg	Lg	TD
Smith, J.D.	162	560	3.5	52t	5
Lisbon, Don	109	399	3.7	25	0
Winston, Lloyd	27	127	4.7	38	1
Vollenweider, Jim	47	124	2.6	12	2
Perry, Joe	24	98	4.1	16	0
Brodie, John	7	63	9.0	24	0
McHan, Lamar	17	59	3.5	15	0
Lind, Mike	8	26	3.3	7	0
Waters, Bobby	5	-2	-0.4	8	0
49ERS	406	1,454	3.6	52t	8
OPPONENTS	488	2,076	4.3	51t	20

RECEIVING	No	Yds	Avg	LG	TD
Casey, Bernie	47	762	16.2	68t	7
Lisbon, Don	21	259	12.3	51	2
Knafelc, Gary	18	221	12.3	45t	2
Smith, J.D.	17	196	11.5	40	1
Conner, Clyde	16	247	15.4	42	0
Stickles, Monty	11	152	13.8	31	0
McFarland, Kay	11	126	11.5	33	1
Johnson, Jimmy	6	63	10.5	15	0
Perry, Joe	4	12	3.0	8	0
Lind, Mike	2	13	6.5	8	0
Winston, Lloyd	2	13	6.5	10	0
Vollenweider, Jim	1	26	26.0	26	0
49ERS	156	2,090	13.4	68t	13
OPPONENTS	244	3,581	14.7	70t	27

INTERCEPTIONS	No	Yds	Avg	LG	TD
Alexander, Kermit	5	72	14.4	38	0
Woodson, Abe	3	61	20.3	61	0
Johnson, Jimmy	2	36	18.0	36	0
Dowdle, Mike	2	6	3.0	6	0
Kimbrough, Elbert	1	45	45.0	45	0
Pine, Ed	1	1	1.0	1	0
49ERS	14	221	15.8	61	0
OPPONENTS	22	283	12.9	52	1

KICKOFF RETURNS	No	Yds	Avg	LG	TD
Woodson, Abe	29	935	32.2	103t	3
Alexander, Kermit	24	638	26.6	46	0
Vollenweider, Jim	4	75	18.8	23	0
Cooper, Bill	2	8	4.0	8	0
St.Clair, Bob	2	3	1.5	3	0
Stickles, Monty	1	0	0.0	0	0
49ERS	62	1,659	26.8	103t	3
OPPONENTS	37	816	22.1	45	0

PUNT RETURNS	No	FC	Yds	Avg	LG	TD
Woodson, Abe	13	7	95	7.3	51	0
Messer, Dale	5	12	4	0.8	3	0
49ERS	18	19	99	5.5	51	0
OPPONENTS	50	5	587	11.7	90t	2

PUNTING	No	Yds	Avg	LG	Blk
Davis, Tommy	73	3,311	45.4	64	2
49ERS	73	3,311	45.4	64	2
OPPONENTS	55	2,373	43.2	68	0

PASSING	Att	Comp	Pct	Yds	LG	TD	Int	QB
McHan, Lamar	195	83	42.6	1,243	68t	8	11	54.3
Waters, Bobby	88	42	47.7	435	42	1	6	37.8
Brodie, John	61	30	49.2	367	44t	3	4	57.2
Lisbon, Don	2	1	50.0	45	45t	1	0	135.4
Davis, Tommy	1	0	0.0	0	0	0	0	39.6
Perry, Joe	1	0	0.0	0	0	0	0	39.6
Vollenweider, Jim	1	0	0.0	0	0	0	1	0.0
49ERS	349	156	44.7	2,090	68t	13	22	50.4
OPPONENTS	450	244	54.2	3,581	70t	27	14	87.5

Rookie Names in Italics

1964 (4-10)

Jack Christiansen, Coach

L	17	Detroit (33,204), S-13	26
W	28	at Philadelphia (57,352), S-20	24
L	13	St. Louis (30,969), S-27	23
W	31	Chicago (33,132), O-4	21
L	14	at G.B. in Milwaukee (47,380), O-11	24
L	14	at Los Angeles Rams (54,355), O-18	42
L	22	Minnesota (31,845), O-25	27
L	7	at Baltimore (60,213), N-1	37
L	7	at Minnesota (40,408), N-8	24
W	24	Green Bay (38,483), N-15	14
L	21	at Chicago (46,772), N-22	23
L	3	Baltimore (33,642), N-29	14
W	28	Los Angeles Rams (31,791), D-6	7
L	7	at Detroit (41,854), D-13	24
236			330

TEAM STATISTICS

	49ers	Opp
TOTAL FIRST DOWNS	233	255
By Rushing	76	90
By Passing	136	138
By Penalties	21	27
TOTAL YARDS GAINED	4,073	4,404
By Rushing	1,332	1,560
By Passing	2,741	2,844
TOTAL PLAYS FROM SCRIMMAGE	871	920
Rushes	383	443
Average Gain Per Rush	3.5	3.5
FORWARD PASSES ATTEMPTED	461	434
Number Completed	225	232
Per Cent Completed	48.8	53.5
Sacks/Yards Lost	27/249	43/297
Passes Had Intercepted	22	15
Yards Gained Per Pass	6.5	7.2
Yards Gained Per Completion	13.3	13.5
PUNTS	79	76
Total Yardage of Punts	3,603	3,481
Average Length	45.6	45.8
KICKOFF RETURNS	57	37
Total Yards Returned	1,393	883
Average Length of Return	24.4	23.9
PENALTIES	79	76
Yards Penalized	741	783
FUMBLES	42	33
Own Fumbles Recovered	18	19
Opponents' Fumbles Recovered	14	24
FIELD GOALS	8	17
Field Goals Attempted	25	34
TOTAL POINTS SCORED	236	330
Touchdowns Scored	30	40
Touchdowns Rushing	11	11
Touchdowns Passing	18	23
Touchdowns Returns	1	6
Extra Points	30	39
Field Goals	8	20
Safeties	1	0

SCORING

	TDs	Ru	Pa	Int	Fu	KO	Pu	PAT	FG	S	Pts
Davis, Tommy	0	0	0	0	0	0	0	30/30	8/25	0	54
Parks, Dave	8	0	8	0	0	0	0	0/0	0/0	0	48
Lind, Mike	7	7	0	0	0	0	0	0/0	0/0	0	42
Casey, Bernie	4	0	4	0	0	0	0	0/0	0/0	0	24
Stickles, Monty	3	0	3	0	0	0	0	0/0	0/0	0	18
Brodie, John	2	2	0	0	0	0	0	0/0	0/0	0	12
Kopay, Dave	2	0	2	0	0	0	0	0/0	0/0	0	6
Alexander, Kermit	1	0	0	0	0	0	1	0/0	0/0	0	6
Lewis, Gary	1	1	0	0	0	0	0	0/0	0/0	0	6
Johnson, Rudy	1	1	0	0	0	0	0	0/0	0/0	0	6
Lisbon, Don	1	0	1	0	0	0	0	0/0	0/0	0	6
Team	0	0	0	0	0	0	0	0/0	0/0	0	2
49ERS	30	11	18	0	0	0	1	30/30	8/25	0	236
OPPONENTS	40	11	23	2	2	0	2	39/40	17/34	0	330

Rookie Names in Italics

RUSHING	Att	Yds	Avg	LG	TD
Kopay, Dave	75	271	3.6	18	0
Lind, Mike	100	256	2.6	21	7
Mira, George	18	177	9.8	37	0
Lisbon, Don	55	162	3.0	14	0
Brodie, John	27	135	5.0	38	2
Lewis, Gary	43	115	2.7	17	1
Kilmer, Billy	36	113	3.1	14	0
Smith, J.D.	13	55	4.2	16	0
Johnson, Rudy	16	48	3.0	24	1
49ERS	383	1,332	3.5	38	11
OPPONENTS	442	1,560	3.5	32	11

RECEIVING	No	Yds	Avg	LG	TD
Casey, Bernie	58	808	13.9	63t	4
Stickles, Monty	40	685	17.1	53t	3
Parks, Dave	36	703	19.5	83t	8
Lind, Mike	25	178	7.1	26	0
Kopay, Dave	20	135	6.8	30	2
Lisbon, Don	13	104	8.0	39t	1
Kilmer, Billy	11	136	12.4	35	0
Lewis, Gary	7	73	10.4	47	0
McFarland, Kay	5	67	13.4	33	0
Johnson, Rudy	5	21	4.2	12	0
Messer, Dale	4	72	18.0	28	0
Poole, Bob	1	8	8.0	8	0
49ERS	225	2,990	13.3	83t	18
OPPONENTS	232	3,135	13.5	82t	23

INTERCEPTIONS	No	Yds	Avg	LG	TD
Alexander, Kermit	5	65	13.0	24	0
Johnson, Jimmy	3	65	21.7	43	0
Kimbrough, Elbert	2	3	1.5	3	0
Woodson, Abe	2	1	0.5	1	0
Dowdle, Mike	1	14	14.0	14	0
Wilcox, Dave	1	6	6.0	6	0
Hazeltine, Matt	1	1	1.0	1	0
49ERS	15	155	10.3	43	0
OPPONENTS	22	530	24.1	97t	2

KICKOFF RETURNS	No	Yds	Avg	LG	TD
Woodson, Abe	32	880	27.5	70	0
Alexander, Kermit	20	483	24.2	44	0
Kopay, Dave	2	30	15.0	16	0
Lewis, Gary	1	0	0.0	0	0
Pine, Ed	1	0	0.0	0	0
Thomas, John	1	0	0.0	0	0
49ERS	57	1,393	24.4	70	0
OPPONENTS	37	883	23.9	41	0

PUNT RETURNS	No	FC	Yds	Avg	LG	TD
Alexander, Kermit	21	5	189	9.0	70t	1
Woodson, Abe	22	8	133	6.1	26	0
49ERS	43	13	322	7.5	70t	1
OPPONENTS	50	5	540	10.8	68t	2

PUNTING	No	Yds	Avg	LG	Bk
Davis, Tommy	79	3,599	45.6	68	0
49ERS	79	3,599	45.6	68	0
OPPONENTS	75	3,426	45.7	74	0

PASSING	Att	Comp	Pct	Yds	LG	TD	Int	QB
Brodie, John	392	193	49.2	2,498	83t	14	16	64.6
Mira, George	53	23	43.4	331	79t	2	5	37.5
Kilmer, Billy	14	8	57.1	92	24	1	1	71.1
Lind, Mike	1	1	100.0	69	69t	1	0	158.3
Kopay, Dave	1	0	0.0	0	0	0	0	39.6
49ERS	461	225	48.8	2,990	83t	18	22	62.9
OPPONENTS	434	232	53.5	3,135	82t	23	16	79.0

1965 (7-6-1)			
Jack Christiansen, Coach			
W	52	Chicago (31,211), S-19	24
W	27	Pittsburgh (28,161), S-26	17
L	24	at Baltimore (57,342), O-3	27
L	10	at Green Bay (50,858), O-10	27
W	45	at Los Angeles Rams (34,703), O-17	21
L	41	Minnesota (40,673), O-24	42
L	28	Baltimore (43,575), O-31	34
L	31	at Dallas (30,531), N-7	39
W	27	at Detroit (52,570), N-14	21
W	30	Los Angeles Rams (39,253), N-21	27
W	45	at Minnesota (36,748), N-28	24
W	17	Detroit (38,483), D-5	14
L	20	at Chicago (43,400), D-12	61
T	24	Green Bay (45,710), D-19	24
421			402

TEAM STATISTICS		49ers	Opp
TOTAL FIRST DOWNS		292	259
By Rushing		97	94
By Passing		172	139
By Penalties		23	26
TOTAL YARDS GAINED		5,270	4,640
By Rushing		1,783	1,535
By Passing		3,487	3,105
TOTAL PLAYS FROM SCRIMMAGE		901	878
Rushes		428	405
Average Gain Per Rush		4.2	3.8
FORWARD PASSES ATTEMPTED		454	448
Number Completed		272	225
Per Cent Completed		59.9	50.2
Sacks/Yards Lost		19/146	25/197
Passes Had Intercepted		21	13
Yards Gained Per Pass		8.0	7.4
Yards Gained Per Completion		13.4	14.7
PUNTS		54	62
Total Yardage of Punts		2,474	2,598
Average Length		45.8	41.9
KICKOFF RETURNS		59	59
Total Yards Returned		1,276	1,566
Average Length of Return		21.6	26.1
PENALTIES		79	71
Yards Penalized		785	727
FUMBLES		33	34
Own Fumbles Recovered		14	17
Opponents' Fumbles Recovered		17	19
FIELD GOALS		17	14
Field Goals Attempted		27	27
TOTAL POINTS SCORED		421	402
Touchdowns Scored		53	52
Touchdowns Rushing		13	20
Touchdowns Passing		35	24
Touchdowns Returns		5	8
Extra Points		52	48
Field Goals		17	14
Safeties		0	0

SCORING	TDs	Ru	Pa	Int	Fu	KO	Pu	PAT	FG	S	Pts
Davis, Tommy	0	0	0	0	0	0	0	52/53	17/27	0	103
Parks, Dave	12	0	12	0	0	0	0	0/0	0/0	0	72
Crow, John David	9	2	7	0	0	0	0	0/0	0/0	0	54
Willard, Ken	9	5	4	0	0	0	0	0/0	0/0	0	54
Casey, Bernie	8	0	8	0	0	0	0	0/0	0/0	0	48
Kopay, Dave	4	2	1	0	1	0	0	0/0	0/0	0	24
Lewis, Gary	3	3	0	0	0	0	0	0/0	0/0	0	18
Brodie, John	1	1	0	0	0	0	0	0/0	0/0	0	6
Burke, Vern	1	0	1	0	0	0	0	0/0	0/0	0	6
Chapple, Jack	1	0	0	0	1	0	0	0/0	0/0	0	6
Krueger, Charlie	1	0	0	0	1	0	0	0/0	0/0	0	6
McFarland, Kay	1	0	1	0	0	0	0	0/0	0/0	0	6
Miller, Clark	1	0	0	0	1	0	0	0/0	0/0	0	6
Stickles, Monty	1	0	1	0	0	0	0	0/0	0/0	0	6
Wilcox, Dave	1	0	0	0	1	0	0	0/0	0/0	0	6
49ERS	53	13	35	0	5	0	0	52/53	17/27	0	421
OPPONENTS	52	20	24	3	3	1	1	48/52	14/27	0	402

Rookie Names in Italics

RUSHING	Att	Yds	Avg	Lg	TD
Willard, Ken	189	778	4.1	32	5
Crow, John David	132	514	3.9	30	2
Lewis, Gary	52	256	4.9	60t	3
Kopay, Dave	28	81	2.9	10	2
Mira, George	5	64	12.8	25	0
Brodie, John	15	60	4.0	13	1
Davis, Tommy	1	21	21.0	21	0
Johnson, Rudy	6	9	1.5	4	0
49ERS	428	1,783	4.2	60t	13
OPPONENTS	405	1,535	3.8	50t	20

RECEIVING	No	Yds	Avg	LG	TD
Parks, Dave	80	1,344	16.8	53t	12
Casey, Bernie	59	765	13.0	59t	8
Stickles, Monty	35	343	9.8	22	1
Willard, Ken	32	253	7.9	29t	4
Crow, John David	28	493	17.6	54	7
Kopay, Dave	11	147	13.4	44	1
Lewis, Gary	10	25	2.5	12	0
McFarland, Kay	8	106	13.3	35t	1
Johnson, Rudy	3	49	16.3	28	0
Messer, Dale	2	41	20.5	37	0
Burke, Vern	2	38	19.0	27t	1
Poole, Bob	2	29	14.5	15	0
49ERS	272	3,633	13.4	59t	35
OPPONENTS	225	3,290	14.6	80t	24

INTERCEPTIONS	No	Yds	Avg	LG	TD
Johnson, Jimmy	6	47	7.8	26	0
Alexander, Kermit	3	23	7.7	15	0
Kimbrough, Elbert	2	5	2.5	5	0
Wilcox, Dave	1	16	16.0	16	0
Hazeltine, Matt	1	6	6.0	6	0
49ERS	13	97	7.5	26	0
OPPONENTS	21	232	11.1	33	3

KICKOFF RETURNS	No	Yds	Avg	LG	TD
Alexander, Kermit	32	741	23.2	46	0
Lewis, Gary	15	355	23.7	39	0
Johnson, Rudy	4	71	17.8	27	0
Swinford, Wayne	4	61	15.3	22	0
Messer, Dale	1	27	27.0	27	0
Kopay, Dave	1	21	21.0	21	0
Cerne, Joe	1	0	0.0	0	0
Rubke, Karl	1	0	0.0	0	0
49ERS	59	1,276	21.6	46	0
OPPONENTS	59	1,566	26.5	99t	1

PUNT RETURNS	No	FC	Yds	Avg	LG	TD
Alexander, Kermit	35	7	262	7.5	40	0
Swinford, Wayne	2	11	18	9.0	18	0
Lewis, Gary	1	0	3	3.0	3	0
49ERS	38	18	283	7.5	40	0
OPPONENTS	33	7	408	12.4	85t	1

PUNTING	No	Yds	Avg	LG	Blk
Davis, Tommy	54	2,471	45.8	65	0
49ERS	54	2,471	45.8	65	0
OPPONENTS	62	2,599	41.9	90	0

PASSING	Att	Comp	Pct	Yds	LG	TD	Int	QB
Brodie, John	391	242	61.9	3,112	59t	30	16	95.3
Mira, George	58	28	48.3	460	46	4	3	76.8
Crow, John David	4	2	50.0	61	45t	1	1	95.8
Willard, Ken	1	0	0.0	0	0	0	1	0.0
49ERS	454	272	59.9	3,633	59t	35	21	91.8
OPPONENTS	447	225	50.3	3,290	80t	24	13	80.5

1966 (6-6-2)

Jack Christiansen, Coach

T	20	Minnesota (29,312), S-11	20
L	14	at Baltimore (56,715), S-25	36
L	3	at Los Angeles Rams (45,642), S-30	34
W	21	Green Bay (39,290), 0-9	20
W	44	at Atlanta (54,788), 0-16	7
W	27	Detroit (36,745), 0-23	24
L	3	at Minnesota (45,007), 0-30	28
W	21	Los Angeles Rams (35,372), N-6	13
T	30	at Chicago (47,079), N-13	30
L	34	Philadelphia (31,993), N-20	35
W	41	at Detroit (53,189), N-24	14
L	7	at G.B. in Milwaukee (48,725), D-4	20
W	41	Chicago (37,170), D-11	14
L	14	Baltimore (40,005), D-18	30
320			325

TEAM STATISTICS	49ers	Opp
TOTAL FIRST DOWNS	282	238
By Rushing	101	88
By Passing	153	126
By Penalties	28	24
TOTAL YARDS GAINED	4,391	4,179
By Rushing	1,377	1,629
By Passing	3,014	2,550
TOTAL PLAYS FROM SCRIMMAGE	952	868
Rushes	422	414
Average Gain Per Rush	4.2	3.9
FORWARD PASSES ATTEMPTED	500	414
Number Completed	261	206
Per Cent Completed	52.2	49.8
Sacks/Yards Lost	38/352	40/345
Passes Had Intercepted	26	18
Yards Gained Per Pass	6.5	7.0
Yards Gained Per Completion	12.4	14.1
PUNTS	70	76
Total Yardage of Punts	2,854	3,130
Average Length	40.6	41.2
KICKOFF RETURNS	56	59
Total Yards Returned	1,326	1,343
Average Length of Return	23.7	22.8
PENALTIES	86	91
Yards Penalized	819	938
FUMBLES	26	24
Own Fumbles Recovered	14	13
Opponents' Fumbles Recovered	11	12
FIELD GOALS	16	16
Field Goals Attempted	31	31
TOTAL POINTS SCORED	320	325
Touchdowns Scored	39	40
Touchdowns Rushing	12	15
Touchdowns Passing	21	22
Touchdowns Returns	6	3
Extra Points	38	37
Field Goals	16	16
Safeties	0	0

SCORING	TDs	Ru	Pa	Int	Fu	KO	Pu	PAT	FG	S	Pts
Davis, Tommy	0	0	0	0	0	0	0	38/39	16/31	0	86
Willard, Ken	7	5	2	0	0	0	0	0/0	0/0	0	42
Parks, Dave	5	0	5	0	0	0	0	0/0	0/0	0	30
Crow, John David	4	1	3	0	0	0	0	0/0	0/0	0	24
Brodie, John	3	3	0	0	0	0	0	0/0	0/0	0	18
Kramer, Kent	3	0	3	0	0	0	0	0/0	0/0	0	18
Lewis, Gary	3	2	1	0	0	0	0	0/0	0/0	0	18
Alexander, Kermit	2	0	0	0	1	0	1	0/0	0/0	0	12
Kopay, Dave	2	1	1	0	0	0	0	0/0	0/0	0	12
Stickles, Monty	2	0	2	0	0	0	0	0/0	0/0	0	12
Casey, Bernie	1	0	1	0	0	0	0	0/0	0/0	0	6
Dowdle, Mike	1	0	0	1	0	0	0	0/0	0/0	0	6
Hazeltine, Matt	1	0	0	0	1	0	0	0/0	0/0	0	6
Jackson, Jim	1	0	1	0	0	0	0	0/0	0/0	0	6
Johnson, Jimmy	1	0	0	1	0	0	0	0/0	0/0	0	6
McFarland, Kay	1	0	1	0	0	0	0	0/0	0/0	0	6

(continued)

SCORING	TDs	Ru	Pa	Int	Fu	KO	Pu	PAT	FG	S	Pts
Randolph, Alvin	1	0	0	1	0	0	0	0/0	0/0	0	6
Witcher, Dick	1	0	1	0	0	0	0	0/0	0/0	0	6
49ERS	39	12	21	3	2	0	1	38/39	16/31	0	320
OPPONENTS	40	15	22	1	0	1	1	37/40	16/31	0	325

RUSHING	Att	Yds	Avg	Lg	TD
Willard, Ken	191	763	4.0	49	5
Crow, John David	121	477	3.9	31	1
Kopay, Dave	47	204	4.3	32	1
Lewis, Gary	36	130	3.6	15	2
Mira, George	10	103	10.3	38	0
Davis, Tommy	3	43	14.3	22	0
Casey, Bernie	1	23	23.0	23	0
Kilmer, Billy	3	23	7.7	13	0
Brodie, John	5	18	3.6	7	3
Jackson, Jim	4	7	1.8	4	0
Parks, Dave	1	-1	-1.0	-1	0
49ERS	422	1,790	4.2	49	12
OPPONENTS	413	1,629	3.9	45	15

RECEIVING	No	Yds	Avg	LG	TD
Parks, Dave	66	974	14.8	65t	5
Casey, Bernie	50	669	13.4	32	1
Willard, Ken	42	351	8.4	62	2
Crow, John David	30	341	11.4	54	3
Stickles, Monty	27	315	11.7	38	2
McFarland, Kay	13	219	16.9	43	1
Witcher, Dick	10	115	11.5	24	1
Kopay, Dave	10	67	6.7	29t	1
Lewis, Gary	7	44	6.3	18t	1
Kramer, Kent	5	81	16.2	24	3
Jackson, Jim	1	63	63.0	63t	1
49ERS	261	3,239	12.4	65t	21
OPPONENTS	206	2,895	14.1	83t	18

INTERCEPTIONS	No	Yds	Avg	LG	TD
Alexander, Kermit	4	73	18.3	55	0
Johnson, Jimmy	4	57	14.3	35t	1
Randolph, Alvin	3	138	46.0	94t	1
Kimbrough, Elbert	3	60	20.0	44	0
Donnelly, George	2	16	8.0	16	0
Dowdle, Mike	1	27	27.0	27t	1
Hazeltine, Matt	1	8	8.0	8	0
49ERS	18	379	21.1	94t	3
OPPONENTS	26	334	12.9	50	1

KICKOFF RETURNS	No	Yds	Avg	LG	TD
Alexander, Kermit	37	984	26.6	56	0
Jackson, Jim	8	162	20.3	28	0
Swinford, Wayne	4	73	18.3	21	0
Lewis, Gary	3	65	21.7	32	0
Kopay, Dave	2	20	10.0	11	0
Phillips, Mel	1	20	20.0	20	0
Hindman, Stan	1	2	2.0	2	0
49ERS	56	1,326	23.7	56	0
OPPONENTS	59	1,343	22.8	81	1

PUNT RETURNS	No	FC	Yds	Avg	LG	TD
Alexander, Kermit	30	3	198	6.6	44t	1
Swinford, Wayne	8	6	12	1.5	7	0
Kopay, Dave	4	7	28	7.0	10	0
Jackson, Jim	2	0	0	0.0	0	0
Donnelly, George	1	0	0	0.0	0	0
49ERS	45	16	238	5.3	44t	1
OPPONENTS	33	13	368	11.2	79t	1

PUNTING	No	Yds	Avg	LG	Bik
Davis, Tommy	63	2,609	41.4	60	0
Kilmer, Billy	7	245	35.0	45	0
49ERS	70	2,854	40.8	60	0
OPPONENTS	76	3,130	41.2	66	0

PASSING	Att	Comp	Pct	Yds	LG	TD	Int	QB
Brodie, John	427	232	54.3	2,810	65t	16	22	65.8
Mira, George	53	22	41.5	284	29	5	2	74.7
Kilmer, Billy	16	5	31.3	84	26	0	1	24.0
Crow, John David	4	2	50.0	61	46	0	1	56.3
49ERS	500	261	52.2	3,239	65t	21	26	64.9
OPPONENTS	414	206	49.8	2,895	83t	18	18	69.0

Rookie Names in Italics

1967 (7-7)

Jack Christiansen, Coach

W	27	at Minnesota (39,638), S-17	21
W	38	Atlanta (30,207), S-24	7
L	7	at Baltimore (60,238), O-1	41
W	27	at Los Angeles Rams (60,424), O-8	24
W	28	at Philadelphia (60,825), O-15	27
W	27	New Orleans (34,285), O-22	13
L	3	Detroit (37,990), O-29	45
L	7	Los Angeles Rams (53,194), N-5	17
L	28	at Washington (50,326), N-12	31
L	0	at Green Bay (50,861), N-19	13
L	9	Baltimore (44,815), N-26	26
L	14	Chicago (25,613), D-3	28
W	34	at Atlanta (51,798), D-10	28
W	24	Dallas (27,182), D-16	16
273			337

TEAM STATISTICS

	49ers	Opp
TOTAL FIRST DOWNS	237	237
By Rushing	101	92
By Passing	121	128
By Penalties	20	17
TOTAL YARDS GAINED	4,418	4,044
By Rushing	1,764	1,698
By Passing	2,654	2,346
TOTAL PLAYS FROM SCRIMMAGE	929	858
Rushes	434	407
Average Gain Per Rush	4.1	4.1
FORWARD PASSES ATTEMPTED	469	403
Number Completed	228	212
Per Cent Completed	48.6	52.6
Sacks/Yards Lost	26/208	48/409
Passes Had Intercepted	26	16
Yards Gained Per Pass	6.1	5.8
Yards Gained Per Completion	12.6	13.0
PUNTS	73	70
Total Yardage of Punts	2,745	3,063
Average Length	37.6	43.8
KICKOFF RETURNS	56	54
Total Yards Returned	1,326	1,311
Average Length of Return	23.7	24.3
PENALTIES	89	64
Yards Penalized	931	596
FUMBLES	20	24
Own Fumbles Recovered	10	11
Opponents' Fumbles Recovered	13	10
FIELD GOALS	14	17
Field Goals Attempted	33	35
TOTAL POINTS SCORED	273	337
Touchdowns Scored	33	41
Touchdowns Rushing	16	17
Touchdowns Passing	16	19
Touchdowns Returns	1	5
Extra Points	33	40
Field Goals	14	17
Safeties	0	0

SCORING

	TDs	Ru	Pa	Int	Fu	KO	Pu	PAT	FG	S	Pts
Davis, Tommy	0	0	0	0	0	0	0	33/33	14/33	0	75
Lewis, Gary	7	6	1	0	0	0	0	0/0	0/0	0	42
Willard, Ken	6	5	1	0	0	0	0	0/0	0/0	0	36
Crow, John David	5	2	3	0	0	0	0	0/0	0/0	0	30
Randle, Sonny	4	0	4	0	0	0	0	0/0	0/0	0	24
Windsor, Bob	3	0	2	0	1	0	0	0/0	0/0	0	18
Witcher, Dick	3	0	3	0	0	0	0	0/0	0/0	0	18
Cunningham, Doug	2	2	0	0	0	0	0	0/0	0/0	0	12
Parks, Dave	2	0	2	0	0	0	0	0/0	0/0	0	12
Brodie, John	1	1	0	0	0	0	0	0/0	0/0	0	6
49ERS	33	16	16	0	1	0	0	33/33	14/33	0	273
OPPONENTS	41	17	19	3	0	1	1	40/41	17/35	0	337

Rookie Names in Italics

RUSHING	Att	Yds	Avg	Lg	TD
Willard, Ken	169	510	3.0	20	5
Crow, John David	113	479	4.2	39	2
Lewis, Gary	67	342	5.1	52	6
Cunningham, Doug	43	212	4.9	64t	2
Brodie, John	20	147	7.4	15	1
Mira, George	7	23	3.3	9	0
Kopay, Dave	6	21	3.5	10	0
<i>Spurrier, Steve</i>	5	18	3.6	9	0
Windsor, Bob	1	7	7.0	7	0
Tucker, Bill	3	5	1.7	3	0
49ERS	434	1,764	4.1	64t	16
OPPONENTS	407	1,698	4.1	73	17

RECEIVING	No	Yds	Avg	LG	TD
Witcher, Dick	46	705	15.3	63t	3
Randle, Sonny	33	502	15.2	58	4
Crow, John David	31	373	12.0	59t	3
Parks, Dave	26	313	12.0	43	2
Willard, Ken	23	242	10.5	25	1
Windsor, Bob	21	254	12.1	55t	2
Lewis, Gary	21	218	10.4	32t	1
Cunningham, Doug	13	121	9.3	29	0
Stickles, Monty	7	86	12.3	19	0
Tucker, Bill	2	22	11.0	12	0
Myers, Chip	2	13	6.5	8	0
Kopay, Dave	2	11	5.5	11	0
Olerich, Dave	1	2	2.0	2	0
49ERS	228	2,862	12.6	63t	16
OPPONENTS	212	2,755	13.0	82t	19

INTERCEPTIONS	No	Yds	Avg	LG	TD
Alexander, Kermit	5	72	14.4	48	0
Gonsoulin, Austin	3	9	3.0	5	0
Johnson, Jimmy	2	68	34.0	38	0
Wilcox, Dave	2	17	8.5	17	0
Jackson, Jim	1	22	22.0	22	0
Nunley, Frank	1	7	7.0	7	0
Miller, Clark	1	3	3.0	3	0
Phillips, Mel	1	0	0.0	0	0
49ERS	16	198	12.4	48	0
OPPONENTS	26	292	11.2	37	3

KICKOFF RETURNS	No	Yds	Avg	LG	TD
Cunningham, Doug	31	826	26.7	94	0
Tucker, Bill	9	199	22.1	26	0
Lewis, Gary	9	190	21.1	33	0
Swinford, Wayne	2	51	25.5	32	0
Nunley, Frank	2	0	0.0	0	0
Kopay, Dave	1	21	21.0	21	0
Windsor, Bob	1	21	21.0	21	0
Alexander, Kermit	1	18	18.0	18	0
49ERS	56	1,326	23.7	94	0
OPPONENTS	54	1311	24.3	97t	1

PUNT RETURNS	No	FC	Yds	Avg	LG	TD
Cunningham, Doug	27	7	249	9.2	57	0
Alexander, Kermit	6	1	64	10.7	31	0
Tucker, Bill	1	0	1	1.0	1	0
Gonsoulin, Austin	1	0	0	0.0	0	0
Lewis, Gary	0	1	0	0.0	0	0
49ERS	35	9	314	9.0	57	0
OPPONENTS	29	18	175	6.0	58t	1

PUNTING	No	Yds	Avg	LG	Bk
<i>Spurrier, Steve</i>	73	2,745	37.6	61	1
49ERS	73	2,745	37.6	61	1
OPPONENTS	70	3,063	43.8	60	0

PASSING	Att	Comp	Pct	Yds	LG	TD	Int	QB
Brodie, John	349	168	48.1	2,013	63t	11	16	57.6
Mira, George	65	35	53.8	592	58	5	3	91.3
<i>Spurrier, Steve</i>	50	23	46.0	211	21	0	7	18.4
Crow, John David	5	2	40.0	46	25	0	0	73.8
49ERS	469	228	48.6	2,862	63t	16	26	56.3
OPPONENTS	403	212	52.6	2,755	82t	19	16	73.6

1969 (4-8-2)
Dick Nolan, Coach

L	12	at Atlanta (45,940), S-21	24
L	7	at G.B. in Milwaukee (48,184), S-28	14
T	17	Washington (35,184), O-5	17
L	21	Los Angeles Rams (45,995), O-12	27
L	7	Atlanta (28,684), O-19	21
W	24	at Baltimore (60,238), O-26	21
L	14	Detroit (35,100), N-2	26
L	30	at Los Angeles Rams (73,975), N-9	41
W	20	Baltimore (38,472), N-16	17
L	38	at New Orleans (71,448), N-23	43
T	24	at Dallas (62,348), N-27	24
W	42	Chicago (32,826), D-6	21
L	7	at Minnesota (43,028), D-14	10
W	14	Philadelphia (25,391), D-21	13
277			319

TEAM STATISTICS		49ers	Opp
TOTAL FIRST DOWNS		235	242
By Rushing		84	91
By Passing		153	128
By Penalties		16	23
TOTAL YARDS GAINED		4,694	4,175
By Rushing		1,536	1,704
By Passing		3,158	2,471
TOTAL PLAYS FROM SCRIMMAGE		914	854
Rushes		391	422
Average Gain Per Rush		3.9	4.0
FORWARD PASSES ATTEMPTED		496	402
Number Completed		278	205
Per Cent Completed		56.0	51.0
Sacks/Yards Lost		27/221	30/255
Passes Had Intercepted		26	20
Yards Gained Per Pass		6.4	5.5
Yards Gained Per Completion		11.4	12.1
PUNTS		71	65
Total Yardage of Punts		2,874	2,629
Average Length		40.5	40.4
KICKOFF RETURNS		47	43
Total Yards Returned		901	1,186
Average Length of Return		19.3	27.6
PENALTIES		85	70
Yards Penalized		845	671
FUMBLES		25	26
Own Fumbles Recovered		13	14
Opponents' Fumbles Recovered		12	12
FIELD GOALS		6	15
Field Goals Attempted		21	36
TOTAL POINTS SCORED		277	319
Touchdowns Scored		37	39
Touchdowns Rushing		13	14
Touchdowns Passing		22	22
Touchdowns Returns		2	3
Extra Points		35	38
Field Goals		6	15
Safeties		0	0

SCORING	TDs	Ru	Pa	Int	Fu	KO	Pu	PAT	FG	S	Pts
Willard, Ken	10	7	3	0	0	0	0	0/0	0/0	0	60
Thomas, Jimmy	6	1	5	0	0	0	0	0/0	0/0	0	36
Gavric, Momcilo	0	0	0	0	0	0	0	22/24	3/11	0	31
Tucker, Bill	4	2	2	0	0	0	0	0/0	0/0	0	24
Davis, Tommy	0	0	0	0	0	0	0	13/13	3/10	0	22
Cunningham, Doug	3	3	0	0	0	0	0	0/0	0/0	0	18
McNeil, Clifton	3	0	3	0	0	0	0	0/0	0/0	0	18
Washington, Gene	3	0	3	0	0	0	0	0/0	0/0	0	18
Witcher, Dick	3	0	3	0	0	0	0	0/0	0/0	0	18
Windsor, Bob	2	0	2	0	0	0	0	0/0	0/0	0	12
Kwalick, Ted	1	0	1	0	0	0	0	0/0	0/0	0	6
Lakes, Roland	1	0	0	0	1	0	0	0/0	0/0	0	6
Woitt, Johnny	1	0	0	1	0	0	0	0/0	0/0	0	6
Team	0	0	0	0	0	0	0	0/0	0/0	1	2
49ERS	37	13	22	1	1	0	0	35/37	6/21	1	277
OPPONENTS	39	14	22	1	1	1	0	38/39	15/36	1	319

RUSHING	Att	Yds	Avg	LG	TD
Willard, Ken	171	557	3.3	18	7
Cunningham, Doug	147	541	3.7	33	3
Thomas, Jimmy	23	190	8.3	75t	1
Tucker, Bill	20	72	3.6	24t	2
Brodie, John	11	62	5.6	15	0
Spurrier, Steve	5	49	9.8	29	0
Windsor, Bob	5	39	7.8	13	0
Davis, Tommy	2	21	10.5	16	0
Lewis, Gary	4	5	1.3	4	0
Moore, Gene	2	4	2.0	2	0
Washington, Gene	1	-4	-4.0	-4	0
49ERS	391	1,536	3.9	75t	13
OPPONENTS	422	1,704	4.0	41	14

RECEIVING	No	Yds	Avg	LG	TD
Washington, Gene	51	711	13.9	52	3
Cunningham, Doug	51	484	9.5	58	0
Windsor, Bob	49	597	12.2	32	2
Willard, Ken	36	326	9.1	36	3
Witcher, Dick	33	435	13.2	49	3
Thomas, Jimmy	18	364	20.2	75t	5
McNeil, Clifton	17	255	15.0	80t	3
Tucker, Bill	14	104	7.4	18t	2
Johnson, Leo	4	42	10.5	14	0
Kwalick, Ted	2	32	16.0	31	1
Moore, Gene	2	28	14.0	24	0
Edwards, Earl	1	1	1.0	1	0
49ERS	278	3,379	12.2	80t	22
OPPONENTS	205	2,726	13.3	93	22

INTERCEPTIONS	No	Yds	Avg	LG	TD
Alexander, Kermit	5	39	7.8	22	0
Johnson, Jimmy	5	18	3.6	18	0
Wilcox, Dave	2	17	8.5	17	0
Taylor, Roosevelt	2	15	7.5	15	0
Randolph, Alvin	2	10	5.0	5	0
Woitt, Johnny	1	57	57.0	57t	1
Fuller, Johnny	1	31	31.0	31	0
Nunley, Frank	1	7	7.0	7	0
Krueger, Charlie	1	0	0.0	0	0
49ERS	20	194	9.7	57t	1
OPPONENTS	26	304	11.7	38	1

KICKOFF RETURNS	No	Yds	Avg	LG	TD
Smith, Noland	14	315	22.5	60	0
Cunningham, Doug	9	207	23.0	30	0
Fuller, Johnny	8	155	19.4	28	0
Lewis, Gary	5	155	31.0	34	0
Alexander, Kermit	3	47	15.7	24	0
Edwards, Earl	3	3	1.0	3	0
Taylor, Roosevelt	1	16	16.0	16	0
Wilcox, Dave	1	10	10.0	10	0
Kwalick, Ted	1	0	0.0	0	0
Sniadecki, Jim	1	0	0.0	0	0
Tucker, Bill	1	0	0.0	0	0
49ERS	47	908	19.3	60	0
OPPONENTS	43	1,186	27.6	87t	1

PUNT RETURNS	No	FC	Yds	Avg	LG	TD
Smith, Noland	10	4	46	4.6	18	0
Fuller, Johnny	5	4	12	2.4	7	0
Alexander, Kermit	4	3	-18	-4.5	0	0
Cunningham, Doug	3	11	23	7.7	14	0
49ERS	22	22	63	2.9	18	0
OPPONENTS	39	14	293	7.5	50	0

PUNTING	No	Yds	Avg	LG	Bk
Kilgore, Jon	36	1,451	40.3	72	0
Davis, Tommy	23	955	41.5	55	0
Spurrier, Steve	12	468	39.0	57	0
49ERS	71	2,874	40.5	72	0
OPPONENTS	65	2,629	40.5	60	0

PASSING	Att	Comp	Pct	Yds	LG	TD	Int	QB
Brodie, John	347	194	55.9	2,405	80t	16	15	74.9
Spurrier, Steve	146	81	55.5	926	75t	5	11	54.8
Cunningham, Doug	3	3	100.0	48	31	1	0	158.3
49ERS	496	278	56.1	3,379	80t	22	26	70.1
OPPONENTS	402	205	51.0	2,726	93	22	20	70.3

Rookie Names in Italics

1970 (10-3-1/11-4-1)

NFC West Champions

Dick Nolan, Coach

W	26	Washington (34,984), S-20	17
W	34	Cleveland (37,502), S-27	31
L	20	at Atlanta (58,850), O-4	21
W	20	at Los Angeles Rams (77,272), O-11	6
T	20	New Orleans (39,446), O-18	20
W	19	Denver (39,515), O-25	14
W	26	Green Bay (59,335), N-1	10
W	37	at Chicago (45,607), N-8	16
W	30	at Houston (43,040), N-15	20
L	7	at Detroit (56,232), N-22	28
L	13	Los Angeles Rams (59,602), N-29	30
W	24	Atlanta (41,387), D-6	20
W	38	at New Orleans (61,940), D-13	27
W	38	at Oakland Raiders (54,535), D-20	7
352			267

NFC PLAYOFF - DEC. 27

(at Bloomington, MN – Metropolitan Stadium)

W	17	Minnesota (45,103)	14
---	----	--------------------	----

NFC CHAMPIONSHIP - JAN. 3

(at San Francisco – Kezar Stadium)

L	10	Dallas (59,364)	17
---	----	-----------------	----

TEAM STATISTICS

	49ers	Opp
TOTAL FIRST DOWNS	237	213
By Rushing	86	81
By Passing	125	110
By Penalties	26	22
TOTAL NET YARDS	4,503	3,972
Net Yards Rushing	1,580	1,799
Net Yards Passing	2,923	2,173
TOTAL PLAYS FROM SCRIMMAGE	862	839
Rushes	471	425
Average Gain Per Rush	3.4	4.2
FORWARD PASSES ATTEMPTED	383	384
Number Completed	226	185
Per Cent Completed	59.0	48.2
Quarterback Sacks	8	30
Yards Lost	67	261
Passes Had Intercepted	10	22
Yards Gained Per Pass	7.5	5.3
Yards Gained Per Completion	13.2	13.2
PUNTS	75	82
Total Yardage of Punts	2,877	3,309
Average Length	38.4	40.4
KICKOFF RETURNS	49	58
Total Yards Returned	967	1,362
Average Length of Return	19.7	23.5
PENALTIES	88	87
Yards Penalized	997	965
FUMBLES	24	35
Own Fumbles Recovered	9	15
Opponents' Fumbles Recovered	20	15
FIELD GOALS	21	15
Field Goals Attempted	31	24
TOTAL POINTS SCORED	352	267
Touchdowns Scored	41	32
Touchdowns Rushing	13	12
Touchdowns Passing	25	19
Touchdowns Returns	3	1
Extra Points	39	30
Field Goals	21	15
Safeties	1	0

SCORING	TDs	Ru	Pa	Int	Fu	KO	Pu	PAT	FG	S	Pts
Gossett, Bruce	0	0	0	0	0	0	0	39/41	21/31	0	102
Washington, Gene	12	0	12	0	0	0	0	0/0	0/0	0	72
Willard, Ken	10	7	3	0	0	0	0	0/0	0/0	0	60
Cunningham, Doug	3	3	0	0	0	0	0	0/0	0/0	0	18
Thomas, Jimmy	3	0	3	0	0	0	0	0/0	0/0	0	18
Brodie, John	2	2	0	0	0	0	0	0/0	0/0	0	12
Tucker, Bill	2	1	1	0	0	0	0	0/0	0/0	0	12

(continued)

SCORING	TDs	Ru	Pa	Int	Fu	KO	Pu	PAT	FG	S	Pts
Windsor, Bob	2	0	2	0	0	0	0	0/0	0/0	0	12
Witcher, Dick	2	0	2	0	0	0	0	0/0	0/0	0	12
Johnson, Jimmy	1	0	0	1	0	0	0	0/0	0/0	1	8
Isenbarger, John	1	0	1	0	0	0	0	0/0	0/0	0	6
Kwalick, Ted	1	0	1	0	0	0	0	0/0	0/0	0	6
Phillips, Mel	1	0	0	1	0	0	0	0/0	0/0	0	6
Taylor, Bruce*	1	0	0	0	0	0	0	0/0	0/0	0	6
Randolph, Alvin	0	0	0	0	0	0	0	0/0	0/0	1	2
49ERS	41	13	25	2	0	0	0	39/41	21/31	2	352
OPPONENTS	32	12	19	0	1	0	0	30/32	15/24	0	267

* had one ret. of blkd FGA

RUSHING	Att	Yds	Avg	LG	TD
Willard, Ken	236	789	3.3	20	7
Cunningham, Doug	128	443	3.5	25	3
Tucker, Bill	42	137	3.3	11	1
Thomas, Jimmy	31	89	2.9	14	0
Kwalick, Ted	3	65	21.7	45	0
Isenbarger, John	18	43	2.4	27	0
Brodie, John	9	29	3.2	12t	2
Strong, Jim	2	3	1.5	3	0
Spurrier, Steve	2	-18	-9.0	-5	0
49ERS	471	1,580	3.4	45	13
OPPONENTS	425	1,799	4.2	80t	12

RECEIVING	No	Yds	Avg	LG	TD
Washington, Gene	53	1,100	20.8	79t	12
Cunningham, Doug	35	209	6.0	29	0
Windsor, Bob	31	363	11.7	35	2
Willard, Ken	31	259	8.4	32	3
Witcher, Dick	22	288	13.1	28	2
Tucker, Bill	17	108	6.4	28t	1
Thomas, Jimmy	12	221	18.4	61t	3
Kwalick, Ted	10	148	14.8	26t	1
Isenbarger, John	8	158	19.8	61t	1
Riley, Preston	7	136	19.4	68	0
49ERS	226	2,990	13.2	79t	25
OPPONENTS	185	2,434	13.2	69	19

INTERCEPTIONS	No	Yds	Avg	LG	TD
Taylor, Bruce	3	70	23.3	70	0
Phillips, Mel	3	49	16.3	35t	1
Nunley, Frank	3	42	14.0	24	0
Taylor, Roosevelt	3	27	9.0	19	0
Vanderbundt, Skip	3	18	6.0	18	0
Wilcox, Dave	2	46	23.0	35	0
Johnson, Jimmy	2	36	18.0	36t	1
Fuller, Johnny	1	20	20.0	20	0
Hart, Tommy	1	0	0.0	0	0
Randolph, Alvin	1	0	0.0	0	0
49ERS	22	308	14.0	70	2
OPPONENTS	10	95	9.5	29	0

KICKOFF RETURNS	No	Yds	Avg	LG	TD
Tucker, Bill	25	577	23.1	43	0
Taylor, Bruce	12	190	15.8	25	0
Thomas, Jimmy	6	177	29.5	55	0
Beard, Ed	2	8	4.0	8	0
Fuller, Johnny	1	8	8.0	8	0
Belk, Bill	1	7	7.0	7	0
Riley, Preston	1	0	0.0	0	0
Windsor, Bob	1	0	0.0	0	0
49ERS	49	967	19.7	43	0
OPPONENTS	58	1,362	23.5	62	0

PUNT RETURNS	No	FC	Yds	Avg	LG	TD
Taylor, Bruce	43	10	516	12.0	76	0
Fuller, Johnny	4	2	29	7.3	12	0
Riley, Preston	1	0	5	5.0	5	0
49ERS	48	12	550	11.5	76	0
OPPONENTS	38	21	180	4.7	16	0

PUNTING	No	Yds	Avg	LG	Blk
Spurrier, Steve	75	2,877	38.4	58	0
49ERS	75	2,877	38.4	58	0
OPPONENTS	82	3,309	40.4	57	1

PASSING	Att	Comp	Pct	Yds	LG	TD	Int	QB
Brodie, John	378	223	59.0	2,941	79t	24	10	93.8
Spurrier, Steve	4	3	75.0	49	26	1	0	155.2
Isenbarger, John	1	0	0.0	0	0	0	0	39.6
49ERS	383	226	59.0	2,990	79t	25	10	94.7
OPPONENTS	384	185	48.2	2,434	69	19	22	61.3

Rookie Names in Italics

1971 (9-5/10-6)
NFC West Champions
Dick Nolan, Coach

L	17	at Atlanta (56,990), S-19	20
W	38	at New Orleans (81,595), S-26	20
W	31	at Philadelphia (65,358), O-3	3
L	13	Los Angeles Rams (44,000), O-10 +	20
W	13	Chicago (44,133), O-17	0
W	26	at St. Louis (50,419), O-24	14
W	27	New England (45,092), O-31	10
W	13	at Minnesota (49,784), N-7	9
L	20	New Orleans (45,138), N-14	26
L	6	at Los Angeles Rams (80,050), N-21	17
W	24	at New York Jets (62,936), N-28	21
L	17	Kansas City (45,306), MON/D-6	26
W	24	Atlanta (44,584), D-12	3
W	31	Detroit (45,580), D-19	27
300			216

NFC PLAYOFF - DEC. 26

(at San Francisco - Candlestick Park)

W	24	Washington (45,327)	20
---	----	---------------------	----

NFC CHAMPIONSHIP - JAN. 2

(at Irving - Texas Stadium)

L	3	Dallas (63,409)	14
---	---	-----------------	----

+ -First 49ers' regular season game at Candlestick Park.

TEAM STATISTICS		49ers	Opp
TOTAL FIRST DOWNS		257	199
By Rushing		113	80
By Passing		122	96
By Penalties		22	23
TOTAL NET YARDS		4,706	3,679
Net Yards Rushing		2,129	1,668
Net Yards Passing		2,577	2,011
TOTAL PLAYS FROM SCRIMMAGE		900	787
Rushes		498	408
Average Gain Per Rush		4.3	4.1
FORWARD PASSES ATTEMPTED		391	341
Number Completed		209	152
Per Cent Completed		53.5	44.6
Quarterback Sacks		11	38
Yards Lost		111	298
Passes Had Intercepted		11	14
Yards Gained Per Pass		6.4	5.3
Yards Gained Per Completion		12.9	15.2
PUNTS		51	73
Total Yardage of Punts		1,974	2,898
Average Length		38.7	39.7
KICKOFF RETURNS		85	61
Total Yards Returned		1,653	1,467
Average Length of Return		19.5	24.1
PENALTIES		88	75
Yards Penalized		961	610
FUMBLES		33	31
Own Fumbles Recovered		15	15
Opponents' Fumbles Recovered		15	18
FIELD GOALS		23	19
Field Goals Attempted		36	33
TOTAL POINTS SCORED		300	216
Touchdowns Scored		33	23
Touchdowns Rushing		12	4
Touchdowns Passing		18	17
Touchdowns Returns		3	2
Extra Points		33	21
Field Goals		23	19
Safeties		0	0

SCORING		TDs	Ru	Pa	Int	Fu	KO	Pu	PAT	FG	S	Pts
Gossett, Bruce		0	0	0	0	0	0	0	32/32	23/36		101
Washington, Vic		7	3	4	0	0	0	0	0/0	0/0		42
Kwalick, Ted		5	0	5	0	0	0	0	0/0	0/0		30
Willard, Ken		5	4	1	0	0	0	0	0/0	0/0		30
Washington, Gene		4	0	4	0	0	0	0	0/0	0/0		24
Brodie, John		3	3	0	0	0	0	0	0/0	0/0		18

Rookie Names in Italics

(continued)

SCORING		TDs	Ru	Pa	Int	Fu	KO	Pu	PAT	FG	S	Pts
Witcher, Dick		3	0	3	0	0	0	0	0/0	0/0		18
Schreiber, Larry		1	0	1	0	0	0	0	1/1	0/0		7
Blue, Forrest		1	0	0	0	1	0	0	0/0	0/0		6
Cunningham, Doug		1	1	0	0	0	0	0	0/0	0/0		6
Hart, Tommy		1	0	0	0	1	0	0	0/0	0/0		6
Taylor, Bruce*		1	0	0	0	0	0	0	0/0	0/0		6
Thomas, Jimmy		1	1	0	0	0	0	0	0/0	0/0		6
49ERS		33	12	18	0	2	0	0	33/33	23/36	0	300
OPPONENTS		23	4	17	1	1	0	0	21/23	19/33	0	216

* had one ret. of blkd FGA

RUSHING		Att	Yds	Avg	LG	TD
Willard, Ken		216	855	4.0	49	4
Washington, Vic		191	811	4.3	42	3
Schreiber, Larry		34	180	5.3	23	0
Cunningham, Doug		25	98	3.9	14	1
Kwalick, Ted		6	62	10.3	28	0
Brodie, John		14	45	3.2	12	3
Thomas, Jimmy		3	36	12.0	25t	1
Isenbarger, John		5	34	6.8	22	0
Windsor, Bob		1	21	21.0	21	0
Spurrier, Steve		1	2	2.0	2	0
McCann, Jim		2	-15	-7.5	-6	0
49ERS		498	2,129	4.3	49	12
OPPONENTS		408	1,668	4.1	64t	4

RECEIVING		No	Yds	Avg	LG	TD
Kwalick, Ted		52	664	12.8	42t	5
Washington, Gene		46	884	19.2	71t	4
Washington, Vic		36	317	8.8	40	4
Willard, Ken		27	202	7.5	33	1
Cunningham, Doug		19	188	9.9	28	0
Witcher, Dick		18	250	13.9	50t	3
Schreiber, Larry		3	79	26.3	46	1
Riley, Preston		3	39	13.0	24	0
Thomas, Jimmy		3	33	11.0	14	0
Windsor, Bob		2	32	16.0	30	0
49ERS		209	2,688	12.9	71t	18
OPPONENTS		152	2,309	15.2	61t	17

INTERCEPTIONS		No	Yds	Avg	LG	TD
Taylor, Bruce		3	68	22.7	49	0
Johnson, Jimmy		3	16	5.3	10	0
Taylor, Roosevelt		3	13	4.3	13	0
Fuller, Johnny		2	57	28.5	57	0
Simpson, Mike		1	15	15.0	15	0
Vanderbundt, Skip		1	10	10.0	10	0
Nunley, Frank		1	7	7.0	7	0
49ERS		14	186	13.3	57	0
OPPONENTS		24	385	16.0	39	1

KICKOFF RETURNS		No	Yds	Avg	LG	TD
Washington, Vic		33	858	26.0	74	0
Cunningham, Doug		6	121	20.2	27	0
Windsor, Bob		4	66	16.5	25	0
Kwalick, Ted		2	9	4.5	5	0
Beard, Ed		1	21	21.0	21	0
49ERS		85	1,653	19.5	74	1
OPPONENTS		61	1,467	24.1	65	0

PUNT RETURNS		No	FC	Yds	Avg	LG	TD
Taylor, Bruce		34	10	235	6.9	38	0
Fuller, Johnny		3	2	31	10.3	13	0
Riley, Preston		1	0	2	2.0	2	0
Vanderbundt, Skip		1	0	0	0.0	0	0
49ERS		39	12	268	6.9	38	0
OPPONENTS		19	17	44	2.3	10	0

PUNTING		No	Yds	Avg	LG	Bk
McCann, Jim		49	1,897	38.7	54	1
Spurrier, Steve		2	77	38.5	40	0
49ERS		51	1,974	38.7	54	1
OPPONENTS		73	2,898	39.7	60	0

PASSING		Att	Comp	Pct	Yds	LG	TD	Int	QB
Brodie, John		387	208	53.7	2,642	71t	18	24	65.0
Spurrier, Steve		4	1	25.0	46	46	0	0	75.0
49ERS		391	209	53.5	2,688	71t	18	24	65.0
OPPONENTS		341	152	44.6	2,309	61t	17	14	67.0

1972 (8-5-1/8-6-1)

NFC West Champions

Dick Nolan, Coach

W	34	San Diego (56,906), S-17	3
L	20	at Buffalo (45,825), S-24	27
W	37	at New Orleans (69,840), O-1	2
L	7	at Los Angeles Rams (77,382), O-8	31
L	17	New York Giants (53,284), O-15	23
T	20	New Orleans (53,571), O-22	20
W	49	at Atlanta (58,850), O-29	14
L	24	at G.B. in Milwaukee (47,897), N-5	34
W	24	Baltimore (57,225), N-12	21
W	34	at Chicago (65,201), N-19	21
W	31	-at Dallas (65,214)-THU (Thanksgiving Day), N-23	10
L	16	Los Angeles Rams (60,175), MON/D-4	26
W	20	Atlanta (57,523), D-10	0
W	20	Minnesota (58,502), D-16	17
353			249

NFC PLAYOFF - DEC. 23

(at San Francisco - Candlestick Park)

L	28	Dallas (59,746)	30
---	----	-----------------	----

TEAM STATISTICS

	49ers	Opp
TOTAL FIRST DOWNS	234	221
By Rushing	87	96
By Passing	129	105
By Penalties	18	20
TOTAL NET YARDS	4,351	4,026
Net Yards Rushing	1,616	1,847
Net Yards Passing	2,735	2,179
TOTAL PLAYS FROM SCRIMMAGE	847	858
Rushes	445	446
Average Gain Per Rush	3.6	4.1
FORWARD PASSES ATTEMPTED	380	366
Number Completed	217	169
Per Cent Completed	57.1	46.2
Quarterback Sacks	22	46
Yards Lost	153	403
Passes Had Intercepted	24	19
Avg. Net Passing per Game	195.4	155.6
PUNTS	64	72
Total Yardage of Punts	2,542	3,123
Average Length	39.7	43.4
KICKOFF RETURNS	44	66
Total Yards Returned	1,041	1,530
Average Length of Return	23.7	23.2
PENALTIES	73	81
Yards Penalized	664	677
FUMBLES	30	40
Own Fumbles Recovered	17	23
Opponents' Fumbles Recovered	17	13
FIELD GOALS	18	17
Field Goals Attempted	29	29
TOTAL POINTS SCORED	353	249
Touchdowns Scored	43	28
Touchdowns Rushing	11	12
Touchdowns Passing	27	14
Touchdowns Returns	5	2
Extra Points	41	28
Field Goals	18	17
Safeties	0	1

SCORING

	TDs	Ru	Pa	Int	Fu	KO	Pu	PAT	FG	S	Pts
Gossett, Bruce	0	0	0	0	0	0	0	41/42	18/29	0	95
Washington, Gene	12	0	12	0	0	0	0	0/0	0/0	0	72
Kwalick, Ted	9	0	9	0	0	0	0	0/0	0/0	0	54
Washington, Vic	5	3	1	0	0	1	0	0/0	0/0	0	30
Willard, Ken	5	4	1	0	0	0	0	0/0	0/0	0	30
Schreiber, Larry	3	2	1	0	0	0	0	0/0	0/0	0	18
Vanderbundt, Skip	3	0	0	2	1	0	0	0/0	0/0	0	18
Brodie, John	1	1	0	0	0	0	0	0/0	0/0	0	6
Isenbarger, John	1	0	1	0	0	0	0	0/0	0/0	0	6
Riley, Preston	1	0	1	0	0	0	0	0/0	0/0	0	6

Rookie Names in Italics

(continued)

SCORING

	TDs	Ru	Pa	Int	Fu	KO	Pu	PAT	FG	S	Pts
Simpson, Mike	1	0	0	1	0	0	0	0/0	0/0	0	6
Thomas, Jimmy	1	1	0	0	0	0	0	0/0	0/0	0	6
Witcher, Dick	1	0	1	0	0	0	0	0/0	0/0	0	6
49ERS	43	11	27	3	1	1	0	41/42	18/29	0	353
OPPONENTS	28	12	14	1	1	0	0	28/28	17/29	1	249

RUSHING

	Att	Yds	Avg	LG	TD
Washington, Vic	141	468	3.3	33	3
Schreiber, Larry	118	420	3.6	20	2
Willard, Ken	100	345	3.5	23	4
Thomas, Jimmy	52	250	4.8	22	1
Spurrier, Steve	11	51	4.6	15	0
Cunningham, Doug	8	32	4.0	12	0
Reed, Joe	4	22	5.5	22	0
Kwalick, Ted	5	11	2.2	10	0
Isenbarger, John	3	9	3.0	7	0
Brodie, John	3	8	2.7	4	1
49ERS	445	1,616	3.6	33	11
OPPONENTS	446	1,847	4.1	68	12

RECEIVING

	No	Yds	Avg	LG	TD
Washington, Gene	46	918	20.0	62t	12
Washington, Vic	43	393	9.1	33	1
Kwalick, Ted	40	751	18.8	81t	9
Schreiber, Larry	31	283	9.1	64t	1
Willard, Ken	24	131	5.5	15	1
Thomas, Jimmy	15	148	9.9	29	0
Riley, Preston	11	156	14.2	28t	1
Isenbarger, John	3	66	22.0	33	1
Witcher, Dick	3	22	7.3	17	1
Beasley, Terry	1	20	20.0	20	0
49ERS	217	2,888	13.3	81t	27
OPPONENTS	169	2,582	15.3	85t	14

INTERCEPTIONS

	No	Yds	Avg	LG	TD
Johnson, Jimmy	4	18	4.5	15	0
Wilcox, Dave	3	12	4.0	9	0
Vanderbundt, Skip	2	58	29.0	37t	2
Simpson, Mike	2	32	16.0	32t	1
Taylor, Bruce	2	4	2.0	2	0
Nunley, Frank	1	12	12.0	12	0
Beard, Ed	1	10	10.0	10	0
Fuller, Johnny	1	0	0.0	0	0
Hall, Windlan	1	0	0.0	0	0
Hart, Tommy	1	0	0.0	0	0
Phillips, Mel	1	0	0.0	0	0
49ERS	19	146	7.7	37t	3
OPPONENTS	24	240	10.0	35t	1

KICKOFF RETURNS

	No	Yds	Avg	LG	TD
Washington, Vic	27	771	28.6	98t	1
McGill, Ralph	10	192	19.2	30	0
Schreiber, Larry	2	41	20.5	25	0
Hoskins, Bob	2	17	8.5	17	0
Beard, Ed	2	-1	-0.5	1	0
Nunley, Frank	1	21	21.0	21	0
49ERS	44	1,041	23.7	98t	1
OPPONENTS	66	1,530	23.2	75	0

PUNT RETURNS

	No	FC	Yds	Avg	LG	TD
McGill, Ralph	22	0	219	10.0	33	0
Taylor, Bruce	21	8	145	6.9	41	0
Fuller, Johnny	1	1	9	9.0	9	0
49ERS	44	9	373	8.5	41	0
OPPONENTS	20	29	70	3.5	34	0

PUNTING

	No	Yds	Avg	LG	Bk
McCann, Jim	64	2,542	39.7	63	1
49ERS	64	2,542	39.7	63	1
OPPONENTS	72	3,123	43.4	65	0

PASSING

	Att	Comp	Pct	Yds	LG	TD	Int	QB
Spurrier, Steve	269	147	54.7	1,983	81t	18	16	75.9
Brodie, John	110	70	63.6	905	53	9	8	86.4
Isenbarger, John	1	0	0.0	0	0	0	0	39.6
49ERS	380	217	57.1	2,888	81t	27	24	78.7
OPPONENTS	366	169	46.2	2,582	85t	14	19	61.1

1973 (5-9)

Dick Nolan, Coach

L	13	at Miami (68,275), S-16	21
W	36	at Denver (50,966), S-23	34
L	20	Los Angeles Rams (57,487), S-30	40
W	13	at Atlanta (58,850), O-7	9
L	13	Minnesota (56,438), O-14	17
W	40	New Orleans (52,881), O-21	0
L	3	Atlanta (56,825), O-28	17
L	20	at Detroit (49,531), N-4	30
L	9	at Washington (54,381), N-11	33
L	13	at Los Angeles Rams (78,358), N-18	31
W	20	Green Bay (49,244), MON/N-26	6
W	38	Philadelphia (51,155), D-2	28
L	10	at New Orleans (62,490), D-9	16
L	14	Pittsburgh (52,752), D-15	37
262			319

TEAM STATISTICS	49ers	Opp
TOTAL FIRST DOWNS	251	242
By Rushing	97	112
By Passing	127	115
By Penalties	27	15
TOTAL NET YARDS	4,224	4,329
Net Yards Rushing	1,743	1,963
Net Yards Passing	2,481	2,366
TOTAL PLAYS FROM SCRIMMAGE	915	928
Rushes	422	513
Average Gain Per Rush	4.1	3.8
FORWARD PASSES ATTEMPTED	466	383
Number Completed	233	194
Per Cent Completed	50.0	50.7
Quarterback Sacks	27	32
Yards Lost	164	225
Passes Had Intercepted	25	17
Avg. Net Passing per Game	177.2	169.0
PUNTS	79	72
Total Yardage of Punts	3,455	2,977
Average Length	43.7	41.4
KICKOFF RETURNS	63	52
Total Yards Returned	1,301	1,151
Average Length of Return	20.7	22.1
PENALTIES	93	77
Yards Penalized	903	754
FUMBLES	32	23
Own Fumbles Recovered	18	8
Opponents' Fumbles Recovered	15	14
FIELD GOALS	26	31
Field Goals Attempted	33	45
TOTAL POINTS SCORED	262	319
Touchdowns Scored	26	32
Touchdowns Rushing	15	11
Touchdowns Passing	9	19
Touchdowns Returns	2	2
Extra Points	26	32
Field Goals	26	31
Safeties	1	1

SCORING	TDs	Ru	Pa	Int	Fu	KO	Pu	PAT	FG	S	Pts
Gossett, Bruce	0	0	0	0	0	0	0	26/26	26/33	0	104
Washington, Vic	8	8	0	0	0	0	0	0/0	0/0	0	48
Kwalick, Ted	5	0	5	0	0	0	0	0/0	0/0	0	30
Hall, Windlan	2	0	0	0	1	0	1*	0/0	0/0	0	12
Spurrier, Steve	2	2	0	0	0	0	0	0/0	0/0	0	12
Washington, Gene	2	0	2	0	0	0	0	0/0	0/0	0	12
Willard, Ken	2	1	1	0	0	0	0	0/0	0/0	0	12
Abramowicz, Dan	1	0	1	0	0	0	0	0/0	0/0	0	6
Atkins, David	1	1	0	0	0	0	0	0/0	0/0	0	6
Brodie, John	1	1	0	0	0	0	0	0/0	0/0	0	6
Cunningham, Doug	1	1	0	0	0	0	0	0/0	0/0	0	6
Thomas, Jimmy	1	1	0	0	0	0	0	0/0	0/0	0	6
Hardman, Cedrick	0	0	0	0	0	0	0	0/0	0/0	1	2
49ERS	26	15	9	0	1	0	0	26/26	26/33	1	262
OPPONENTS	32	11	19	1	0	1	0	32/32	31/45	1	319

*recovered blocked punt

RUSHING	Att	Yds	Avg	LG	TD
Washington, Vic	151	534	3.5	25	8
Willard, Ken	83	366	4.4	33	1
Thomas, Jimmy	56	259	4.6	16	1
Cunningham, Doug	44	165	3.8	12	1
Schreiber, Larry	42	163	3.9	13	0
Reed, Joe	15	85	7.0	20	0
Wittum, Tom	1	63	63.0	63	0
Kwalick, Ted	5	37	7.4	20	0
Spurrier, Steve	9	32	3.6	12	2
Atkins, Dave	4	19	4.8	8	1
Brodie, John	5	16	3.2	14	1
Jackson, Randy	6	10	1.7	5	0
Isenbarger, John	1	-6	-6.0	-6	0
49ERS	422	1,743	4.1	63	15
OPPONENTS	513	1,963	3.8	37	11

RECEIVING	No	Yds	Avg	LG	TD
Kwalick, Ted	47	729	15.5	48	5
Washington, Gene	37	606	16.4	58	2
Abramowicz, Dan	35	442	12.6	54	1
Washington, Vic	33	238	7.2	20	0
Willard, Ken	22	160	7.3	26	1
Thomas, Jimmy	19	157	8.3	66	0
Cunningham, Doug	15	118	7.9	23	0
Schreiber, Larry	12	98	8.2	31	0
Isenbarger, John	10	67	6.7	18	0
Jackson, Randy	1	20	20.0	20	0
Witcher, Dick	1	13	13.0	13	0
Atkins, Dave	1	-3	-3.0	-3	0
49ERS	233	2,645	11.4	66	9
OPPONENTS	194	2,591	13.4	57t	19

INTERCEPTIONS	No	Yds	Avg	LG	TD
Taylor, Bruce	6	30	5.0	22	0
Johnson, Jimmy	4	46	11.5	30	0
Wilcox, Dave	2	14	7.0	10	0
Nunley, Frank	1	13	13.0	13	0
Phillips, Mel	1	13	13.0	13	0
Sniadecki, Jim	1	11	11.0	11	0
Vanderbundt, Skip	1	7	7.0	7	0
Hall, Windlan	1	0	0.0	0	0
49ERS	17	134	7.9	30	0
OPPONENTS	25	379	15.2	71t	1

KICKOFF RETURNS	No	Yds	Avg	LG	TD
Washington, Vic	24	549	22.9	38	0
McGill, Ralph	17	374	22.0	43	0
Cunningham, Doug	8	173	21.6	35	0
Thomas, Jimmy	5	81	16.2	23	0
Atkins, Dave	3	93	31.0	54	0
Olerich, Dave	2	17	8.5	12	0
Hall, Windlan	1	14	14.0	14	0
Simpson, Mike	1	0	0.0	0	0
Sniadecki, Jim	1	0	0.0	0	0
Willard, Ken	1	0	0.0	0	0
49ERS	63	1,301	20.7	54	0
OPPONENTS	52	1,151	22.1	93t	1

PUNT RETURNS	No	FC	Yds	Avg	LG	TD
Taylor, Bruce	15	6	207	13.8	61	0
McGill, Ralph	22	1	186	8.5	54	0
Simpson, Mike	0	4	0	0.0	0	0
49ERS	37	11	393	10.6	61	0
OPPONENTS	46	7	367	8.0	43	0

PUNTING	No	Yds	Avg	LG	Bik
Wittum, Tom	79	3,455	43.7	62	0
49ERS	79	3,455	43.7	62	0
OPPONENTS	72	2,977	41.4	66	1

PASSING	Att	Comp	Pct	Yds	LG	TD	Int	QB
Spurrier, Steve	157	83	52.9	882	58	4	7	59.5
Brodie, John	194	98	50.5	1,126	66	3	12	47.7
Reed, Joe	114	51	44.7	589	38	2	6	43.0
Isenbarger, John	1	1	100.0	48	48	0	0	118.8
49ERS	466	233	50.0	2,645	66	9	25	51.5
OPPONENTS	383	194	50.7	2,591	57t	19	17	70.5

1974 (6-8)

Dick Nolan, Coach

W	17	at New Orleans (65,071), S-15	13
W	16	at Atlanta (47,686), S-22	10
L	3	Cincinnati (49,895), S-29	21
L	9	St. Louis (47,675), O-6	34
L	13	at Detroit (45,199), MON/O-14	17
L	14	at Los Angeles Rams (74,070), O-20	37
L	24	Oakland Raiders (58,524), O-27	35
L	13	Los Angeles Rams (57,526), MON/N-4	15
L	14	at Dallas (50,018), N-10	20
W	34	at Chicago (42,731), N-17	0
W	27	Atlanta (45,435), N-24	0
L	0	at Cleveland (24,559), D-1	7
W	7	Green Bay (45,475), D-8	6
W	35	New Orleans (40,418), D-15	21
226			236

TEAM STATISTICS

	49ers	Opp
TOTAL FIRST DOWNS	227	232
By Rushing	101	113
By Passing	104	101
By Penalties	22	18
TOTAL NET YARDS	3,988	3,964
Net Yards Rushing	1,981	2,033
Net Yards Passing	2,007	1,931
TOTAL PLAYS FROM SCRIMMAGE	873	870
Rushes	477	503
Average Gain Per Rush	4.2	4.0
FORWARD PASSES ATTEMPTED	361	339
Number Completed	170	178
Per Cent Completed	47.1	52.5
Quarterback Sacks	34	28
Yards Lost	267	247
Passes Had Intercepted	28	20
Avg. Net Passing per Game	143.4	137.9
PUNTS	70	74
Total Yardage of Punts	2,856	2,922
Average Length	40.8	39.5
KICKOFF RETURNS	51	51
Total Yards Returned	1,144	1,099
Average Length of Return	22.4	21.6
PENALTIES	63	85
Yards Penalized	606	830
FUMBLES	31	38
Own Fumbles Recovered	17	18
Opponents' Fumbles Recovered	20	14
FIELD GOALS	11	12
Field Goals Attempted	24	19
TOTAL POINTS SCORED	226	236
Touchdowns Scored	28	29
Touchdowns Rushing	10	13
Touchdowns Passing	15	14
Touchdowns Returns	3	2
Extra Points	25	26
Field Goals	11	12
Safeties	0	0

SCORING

	TDs	Ru	Pa	Int	Fu	KO	Pu	PAT	FG	S	Pts
Gossett, Bruce	0	0	0	0	0	0	0	25/27	11/24	0	58
Washington, Gene	6	0	6	0	0	0	0	0/0	0/0	0	36
Schreiber, Larry	4	3	1	0	0	0	0	0/0	0/0	0	24
Beasley, Terry	3	0	3	0	0	0	0	0/0	0/0	0	18
Williams, Delvin	3	3	0	0	0	0	0	0/0	0/0	0	18
Jackson, Wilbur	2	0	2	0	0	0	0	0/0	0/0	0	12
Johnson, Sammy	2	2	0	0	0	0	0	0/0	0/0	0	12
Kwalick, Ted	2	0	2	0	0	0	0	0/0	0/0	0	12
Moore, Manfred	2	1	0	0	0	0	1	0/0	0/0	0	12
Abramowicz, Dan	1	0	1	0	0	0	0	0/0	0/0	0	6
Belk, Bill	1	0	0	0	1	0	0	0/0	0/0	0	6
Owen, Tom	1	1	0	0	0	0	0	0/0	0/0	0	6
Wilcox, Dave	1	0	0	1	0	0	0	0/0	0/0	0	6
49ERS	28	10	15	1	1	0	1	25/27	11/24	0	226
OPPONENTS	29	13	14	1	1	0	0	26/29	12/19	0	236

Rookie Names in Italics

RUSHING	Att	Yds	Avg	LG	TD
Jackson, Wilbur	174	705	4.1	64	0
Schreiber, Larry	174	634	3.6	21	3
Johnson, Sammy	44	237	5.4	32	2
Williams, Delvin	36	201	5.6	71t	3
Reed, Joe	16	107	6.7	27	0
Owen, Tom	16	36	2.3	7	1
Snead, Norm	1	25	25.0	25	0
Moore, Manfred	10	24	2.4	8	1
Wittum, Tom	1	13	13.0	13	0
Washington, Gene	2	4	2.0	7	0
Morrison, Dennis	1	0	0.0	0	0
Mitchell, Tom	1	-2	-2.0	-2	0
Beasley, Terry	1	-3	-3.0	-3	0
49ERS	477	1,981	4.2	71t	10
OPPONENTS	503	2,033	4.0	33	13

RECEIVING	No	Yds	Avg	LG	TD
Schreiber, Larry	30	217	7.2	16	1
Washington, Gene	29	615	21.2	58t	6
Abramowicz, Dan	25	369	14.8	30	1
Jackson, Wilbur	23	190	8.3	31	2
Mitchell, Tom	19	262	13.8	25	0
Beasley, Terry	17	253	14.9	68t	3
Kwalick, Ted	13	231	17.8	36	2
Johnson, Sammy	11	106	9.6	23	0
Moore, Manfred	2	29	14.5	26	0
Williams, Delvin	1	9	9.0	9	0
49ERS	170	2,281	13.4	68t	15
OPPONENTS	178	2,178	12.2	64t	14

INTERCEPTIONS	No	Yds	Avg	LG	TD
McGill, Ralph	5	71	14.2	45	0
Nunley, Frank	4	30	7.5	20	0
Johnson, Jimmy	3	50	16.7	37	0
Holmes, Mike	3	26	8.7	14	0
Vanderbunt, Skip	2	22	11.0	18	0
Phillips, Mel	1	27	27.0	27	0
Wilcox, Dave	1	21	21.0	21t	1
Taylor, Bruce	1	0	0.0	0	0
49ERS	20	247	12.4	45	1
OPPONENTS	28	409	14.6	55	1

KICKOFF RETURNS	No	Yds	Avg	LG	TD
Holmes, Mike	25	612	24.5	57	0
Moore, Manfred	18	398	22.1	51	0
Jackson, Wilbur	5	103	20.6	30	0
Johnson, Sammy	2	31	15.5	17	0
West, Robert	1	0	0.0	0	0
49ERS	51	1,144	22.4	57	0
OPPONENTS	51	1,099	21.6	59	0

PUNT RETURNS	No	FC	Yds	Avg	LG	TD
McGill, Ralph	20	3	166	8.3	47	0
Moore, Manfred	5	0	149	29.8	88t	1
Holmes, Mike	9	0	45	5.0	22	0
Taylor, Bruce	10	2	38	3.8	21	0
49ERS	44	5	398	9.1	88t	1
OPPONENTS	46	2	491	10.7	45	0

PUNTING	No	Yds	Avg	LG	Bk
Wittum, Tom	68	2,800	41.2	67	1
Gossett, Bruce	2	56	28.0	31	0
49ERS	70	2,856	40.8	67	1
OPPONENTS	74	2,922	39.5	61	0

PASSING	Att	Comp	Pct	Yds	LG	TD	Int	QB
Owen, Tom	184	88	47.8	1,327	68t	10	15	56.1
Morrison, Dennis	51	21	41.2	227	26	1	5	21.9
Reed, Joe	74	29	39.2	316	58t	2	7	22.1
Snead, Norm	48	30	62.5	368	39t	2	1	91.3
Abramowicz, Dan	1	1	100.0	41	41	0	0	118.8
Spurrier, Steve	3	1	33.3	2	2	0	0	42.4
49ERS	361	170	47.1	2,281	68t	15	28	49.2
OPPONENTS	339	178	52.5	2,178	64t	14	20	61.8

1975 (5-9)

Dick Nolan, Coach

L	17	at Minnesota (48,418), S-21	27
L	14	Los Angeles Rams (55,072), S-28	23
W	20	at Kansas City (54,490), O-5	3
L	3	Atlanta (43,719), O-12	17
W	35	New Orleans (39,654), O-19	21
L	16	at New England (60,358), O-26	24
L	17	Detroit (42,683), N-2	28
W	24	at Los Angeles Rams (78,995), N-9	23
W	31	Chicago (41,319), N-16	3
W	16	at New Orleans (40,328), N-23	6
L	17	at Philadelphia (56,694), N-30	27
L	13	Houston (43,767), D-7	27
L	9	at Atlanta (38,501), D-14	31
L	23	New York Giants (33,939), D-21	26
255			286

TEAM STATISTICS

	49ers	Opp
TOTAL FIRST DOWNS	240	253
By Rushing	86	102
By Passing	133	130
By Penalties	21	21
TOTAL NET YARDS	4,158	4,026
Net Yards Rushing	1,598	1,829
Net Yards Passing	2,560	2,197
TOTAL PLAYS FROM SCRIMMAGE	905	969
Rushes	422	518
Average Gain Per Rush	3.8	3.5
FORWARD PASSES ATTEMPTED	450	411
Number Completed	234	228
Per Cent Completed	52.0	55.5
Quarterback Sacks	33	40
Yards Lost	246	324
Passes Had Intercepted	19	11
Avg. Net Passing per Game	114.1	156.9
PUNTS	67	84
Total Yardage of Punts	2,804	3,536
Average Length	41.9	42.1
KICKOFF RETURNS	60	48
Total Yards Returned	1,372	1,061
Average Length of Return	22.9	22.1
PENALTIES	89	86
Yards Penalized	693	702
FUMBLES	44	34
Own Fumbles Recovered	19	18
Opponents' Fumbles Recovered	16	25
FIELD GOALS	14	17
Field Goals Attempted	28	22
TOTAL POINTS SCORED	255	286
Touchdowns Scored	31	34
Touchdowns Rushing	12	14
Touchdowns Passing	15	15
Touchdowns Returns	4	5
Extra Points	27	31
Field Goals	14	17
Safeties	0	0

SCORING

	TDs	Ru	Pa	Int	Fu	KO	Pu	PAT	FG	S	Pts
Mike-Mayer, Steve	0	0	0	0	0	0	0	27/31	14/28	0	69
Washington, Gene	9	0	9	0	0	0	0	0/0	0/0	0	54
Schreiber, Larry	6	5	1	0	0	0	0	0/0	0/0	0	36
Williams, Delvin	4	3	1	0	0	0	0	0/0	0/0	0	24
Johnson, Sammy	3	3	0	0	0	0	0	0/0	0/0	0	18
Mitchell, Tom	3	0	3	0	0	0	0	0/0	0/0	0	18
Allen, Nate	1	0	0	1	0	0	0	0/0	0/0	0	6
Hart, Tommy	1	0	0	0	1	0	0	0/0	0/0	0	6
Holmes, Mike	1	0	1	0	0	0	0	0/0	0/0	0	6
McGill, Ralph	1	0	0	0	1	0	0	0/0	0/0	0	6
Snead, Norm	1	1	0	0	0	0	0	0/0	0/0	0	6
Washington, Dave*	1	0	0	0	0	0	1	0/0	0/0	0	6
49ERS	31	12	15	1	2	0	1	27/31	14/28	0	255
OPPONENTS	34	14	15	0	4	0	1	31/34	17/22	0	286

*returned blocked punt

RUSHING	Att	Yds	Avg	LG	TD
Williams, Delvin	117	631	5.4	52	3
Schreiber, Larry	134	337	2.5	15	5
Jackson, Wilbur	78	303	3.9	44	0
Johnson, Sammy	55	185	3.4	26t	3
Spurrier, Steve	15	91	6.7	14	0
Snead, Norm	9	30	3.3	10	1
Johnson, Kermit	4	25	6.3	19	0
Moore, Manfred	3	10	3.3	4	0
Beasley, Terry	1	5	5.0	5	0
Owen, Tom	1	1	1.0	1	0
Hayes, Bob	2	-2	-1.0	-1	0
Holmes, Mike	1	-4	-4.0	-4	0
Washington, Gene	1	-4	-4.0	-4	0
Wittum, Tom	1	-10	-10.0	-10	0
49ERS	422	1,598	3.8	52	12
OPPONENTS	518	1,829	3.5	26t	14

RECEIVING	No	Yds	Avg	LG	TD
Washington, Gene	44	735	16.7	68t	9
Schreiber, Larry	40	289	7.2	20	1
Williams, Delvin	34	370	10.9	30	1
Mitchell, Tom	25	366	14.6	60t	3
Johnson, Sammy	23	177	7.7	20	0
Beasley, Terry	20	297	14.9	28	0
Jackson, Wilbur	17	128	7.5	20	0
Holmes, Mike	16	220	13.8	25	1
Hayes, Bob	6	119	19.8	36	0
Larson, Bill	5	64	12.8	24	0
Wittum, Tom	2	29	14.5	18	0
Moore, Manfred	1	11	11.0	11	0
Fahnhorst, Keith	1	1	1.0	1	0
49ERS	234	2,806	12.0	68t	15
OPPONENTS	228	2,521	11.1	65t	15

INTERCEPTIONS	No	Yds	Avg	LG	TD
Taylor, Bruce	3	29	9.7	15	0
Vanderbundt, Skip	2	36	18.0	21	0
Johnson, Jimmy	2	0	0.0	0	0
Allen, Nate	1	37	37.0	37t	1
McGill, Ralph	1	27	27.0	27	0
Nunley, Frank	1	6	6.0	6	0
Phillips, Mel	1	3	3.0	3	0
49ERS	11	138	12.6	37t	1
OPPONENTS	19	212	11.2	74	0

KICKOFF RETURNS	No	Yds	Avg	LG	TD
Moore, Manfred	26	650	25.0	52	0
Johnson, Sammy	17	400	23.5	41	0
Johnson, Kermit	6	135	22.5	27	0
Baker, Wayne	4	45	11.3	15	0
Holmes, Mike	2	59	29.5	44	0
Hart, Jeff	2	28	14.0	14	0
Williams, Delvin	1	24	24.0	24	0
Hall, Windlan	1	18	18.0	18	0
Fahnhorst, Keith	1	13	13.0	13	0
49ERS	60	1,372	22.9	52	0
OPPONENTS	48	1,061	22.1	50	0

PUNT RETURNS	No	FC	Yds	Avg	LG	TD
Taylor, Bruce	16	1	166	10.4	66	0
Moore, Manfred	16	0	160	10.0	17	0
McGill, Ralph	31	0	290	9.4	34	0
49ERS	63	1	616	9.8	66	0
OPPONENTS	43	1	490	11.4	76	0

PUNTING	No	Yds	Avg	LG	Blk
Wittum, Tom	67	2,804	41.9	64	3
49ERS	67	2,804	41.9	64	3
OPPONENTS	84	3,536	42.1	56	3

PASSING	Att	Comp	Pct	Yds	LG	TD	Int	QB
Snead, Norm	189	108	57.1	1,337	60t	9	10	73.0
Spurrier, Steve	207	102	49.3	1,151	68t	5	7	60.3
Owens, Tom	51	24	47.1	318	24	1	2	57.5
Johnson, Sammy	2	0	0.0	0	0	0	0	39.6
Washington, Gene	1	0	0.0	0	0	0	0	39.6
49ERS	450	234	52.0	2,806	68t	15	19	64.9
OPPONENTS	411	228	55.5	2,521	63t	15	11	74.9

1976 (8-6)

Monte Clark, Coach

W	26	at Green Bay (54,628), S-12	14
L	12	Chicago (44,158), S-19	19
W	37	at Seattle (59,108), S-26	21
W	17	New York Jets (42,961), O-3	6
W	16	at Los Angeles Rams (84,483), MON/O-11	0
W	33	New Orleans (43,160), O-17	3
W	15	Atlanta (50,240), SUN/O-23	0
L	20	at St. Louis (50,365), O-31	(OT) 23
L	21	Washington (56,134), N-7	24
L	16	at Atlanta (20,058), N-14	21
L	3	Los Angeles Rams (57,909), N-21	23
W	20	Minnesota (56,775), MON/N-29	16
L	7	at San Diego (33,539), D-5	(OT) 13
W	27	at New Orleans (42,536), D-12	7
270			190

TEAM STATISTICS

	49ers	Opp
TOTAL FIRST DOWNS	242	218
By Rushing	131	94
By Passing	91	102
By Penalties	20	22
TOTAL NET YARDS	4,085	3,562
Net Yards Rushing	2,447	1,786
Net Yards Passing	1,638	1,776
TOTAL PLAYS FROM SCRIMMAGE	916	922
Rushes	576	487
Average Gain Per Rush	4.3	3.7
FORWARD PASSES ATTEMPTED	306	374
Number Completed	155	180
Per Cent Completed	50.7	48.1
Quarterback Sacks	34	61
Yards Lost	325	573
Passes Had Intercepted	21	9
Avg. Net Passing per Game	117.0	126.9
PUNTS	91	108
Total Yardage of Punts	3,634	4,327
Average Length	39.9	40.1
KICKOFF RETURNS	38	46
Total Yards Returned	777	924
Average Length of Return	20.5	20.1
PENALTIES	102	94
Yards Penalized	848	906
FUMBLES	30	37
Own Fumbles Recovered	18	21
Opponents' Fumbles Recovered	16	12
FIELD GOALS	16	6
Field Goals Attempted	28	21
TOTAL POINTS SCORED	270	190
Touchdowns Scored	32	25
Touchdowns Rushing	14	10
Touchdowns Passing	15	13
Touchdowns Returns	3	2
Extra Points	26	20
Field Goals	16	6
Safeties	2	1

SCORING	TDs	Ru	Pa	Int	Fu	KO	Pu	PAT	FG	S	Pts
Mike-Mayer, Steve	0	0	0	0	0	0	0	26/30	16/28	0	74
Williams, Delvin	9	7	2	0	0	0	0	0/0	0/0	0	54
Washington, Gene	6	0	6	0	0	0	0	0/0	0/0	0	36
McGee, Willie	4	0	4	0	0	0	0	0/0	0/0	0	24
Bull, Scott	2	2	0	0	0	0	0	0/0	0/0	0	12
Jackson, Wilbur	2	1	1	0	0	0	0	0/0	0/0	0	12
Johnson, Sammy	2	2	0	0	0	0	0	0/0	0/0	0	12
Elam, Cleveland	1	0	0	0	1	0	0	0/0	0/0	0	6
Ferrell, Bob	1	1	0	0	0	0	0	0/0	0/0	0	6
Hofer, Paul	1	0	1	0	0	0	0	0/0	0/0	0	6
Johnson, Kermit	1	1	0	0	0	0	0	0/0	0/0	0	6
Leonard, Anthony	1	0	0	0	0	0	1	0/0	0/0	0	6
McGill, Ralph	1	0	0	0	0	0	1	0/0	0/0	0	6
Mitchell, Tom	1	0	1	0	0	0	0	0/0	0/0	0	6
Hart, Tommy	0	0	0	0	0	0	0	0/0	0/0	1	2
Team	0	0	0	0	0	0	0	0/0	0/0	1	2
49ERS	32	14	15	0	1	0	2	26/30	16/28	2	270
OPPONENTS	25	10	13	2	0	0	0	20/24	6/21	1	190

Rookie Names in Italics

RUSHING	Att	Yds	Avg	LG	TD
Williams, Delvin	248	1,203	4.9	80t	7
Jackson, Wilbur	200	792	4.0	24	1
Johnson, Kermit	32	99	3.1	16	1
Plunkett, Jim	19	95	5.0	12	0
Hofer, Paul	18	74	4.1	17	0
Bull, Scott	15	66	4.4	18	2
Johnson, Sammy	24	52	2.2	12	2
Ferrell, Bob	9	28	3.1	11	1
Domres, Marty	4	18	4.5	8	0
Lash, Jim	3	5	1.7	8	0
McGee, Willie	3	12	4.0	19	0
Washington, Gene	1	3	3.0	3	0
49ERS	576	2,447	4.3	80t	14
OPPONENTS	487	1,786	3.7	29	10

RECEIVING	No	Yds	Avg	LG	TD
Washington, Gene	33	457	13.8	55t	6
Jackson, Wilbur	33	324	9.8	32	1
Williams, Delvin	27	283	10.5	85t	2
Mitchell, Tom	20	240	12.0	27	1
McGee, Willie	13	269	20.7	52t	4
Lash, Jim	13	190	14.6	43	0
Johnson, Sammy	5	52	10.4	24	0
Hofer, Paul	4	45	11.3	13t	1
Harrison, Ken	3	65	21.7	41	0
Johnson, Kermit	1	11	11.0	11	0
Obrodovich, Jim	1	11	11.0	11	0
Ferrell, Bob	1	9	9.0	9	0
Rivera, Steve	1	7	7.0	7	0
49ERS	155	1,963	12.7	85t	15
OPPONENTS	180	2,349	13.1	77t	13

INTERCEPTIONS	No	Yds	Avg	LG	TD
Rhodes, Bruce	3	42	14.0	30	0
Phillips, Mel	2	14	7.0	14	0
Vanderbundt, Skip	2	8	4.0	8	0
Johnson, Jimmy	1	17	17.0	17	0
Nunley, Frank	1	12	12.0	12	0
49ERS	9	93	10.3	30	0
OPPONENTS	21	253	12.1	43	2

KICKOFF RETURNS	No	Yds	Avg	LG	TD
Leonard, Anthony	26	553	21.3	39	0
Hofer, Paul	5	91	18.2	23	0
Johnson, Kermit	4	114	28.5	40	0
Mitchell, Tom	2	7	3.5	7	0
Ferrell, Bob	1	12	12.0	12	0
49ERS	38	777	20.5	40	0
OPPONENTS	46	924	20.1	38	0

PUNT RETURNS	No	FC	Yds	Avg	LG	TD
Rhodes, Bruce	16	2	142	8.9	22	0
Leonard, Anthony	35	5	293	8.4	60t	1
McGill, Ralph	10	1	103	10.3	50	1
Taylor, Bruce	3	1	16	5.3	11	0
Rivera, Steve	1	0	3	3.0	3	0
49ERS	65	9	557	8.6	60t	2
OPPONENTS	52	2	351	6.8	25	0

PUNTING	No	Yds	Avg	LG	Bik
Wittum, Tom	89	3,634	40.8	68	2
49ERS	89	3,634	40.8	68	2
OPPONENTS	108	4,327	40.1	72	1

PASSING	Att	Comp	Pct	Yds	LG	TD	Int	QB
Plunkett, Jim	243	126	51.9	1,592	85t	13	16	63.0
Domres, Marty	14	7	50.0	101	41	0	1	44.0
Bull, Scott	48	21	43.8	252	30	2	4	36.6
Williams, Delvin	1	1	100.0	18	18	0	0	118.8
49ERS	306	155	50.7	1,963	85t	15	21	58.8
OPPONENTS	374	180	48.1	2,249	77t	13	9	68.8

1977 (5-9)

Ken Meyer, Coach

L	0	at Pittsburgh (48,046), MON/S-19	27
L	15	Miami (40,503), S-25	19
L	14	at Los Angeles Rams (55,466), O-2	34
L	0	Atlanta (38,009), O-9	7
L	17	at New York Giants (70,366), O-16	20
W	28	Detroit (39,392), O-23	7
W	20	Tampa Bay (34,750), O-30	10
W	10	at Atlanta (46,577), N-6	3
W	10	at New Orleans (41,564), N-13	(OT) 7
L	10	Los Angeles Rams (56,779), N-20	23
W	20	New Orleans (33,702), N-27	17
L	27	at Minnesota (40,745), D-4	28
L	35	Dallas (55,848), MON/D-12	42
L	14	at G.B. in Milwaukee (44,902), D-18	16
220			260

TEAM STATISTICS		49ers	Opp
TOTAL FIRST DOWNS		219	221
By Rushing		126	107
By Passing		81	94
By Penalties		12	20
TOTAL NET YARDS		3,594	3,457
Net Yards Rushing		2,086	1,869
Net Yards Passing		1,508	1,588
TOTAL PLAYS FROM SCRIMMAGE		877	863
Rushes		564	551
Average Gain Per Rush		3.7	3.4
FORWARD PASSES ATTEMPTED		277	270
Number Completed		136	139
Per Cent Completed		49.1	51.5
Quarterback Sacks		36	42
Yards Lost		289	360
Passes Had Intercepted		17	8
Avg. Net Passing per Game		107.7	113.4
PUNTS		80	86
Total Yardage of Punts		2,801	3,228
Average Length		35.0	37.5
KICKOFF RETURNS		49	48
Total Yards Returned		1,174	1,025
Average Length of Return		24.0	21.4
PENALTIES		99	96
Yards Penalized		830	820
FUMBLES		27	21
Own Fumbles Recovered		19	11
Opponents' Fumbles Recovered		10	8
FIELD GOALS		11	13
Field Goals Attempted		19	22
TOTAL POINTS SCORED		220	260
Touchdowns Scored		27	32
Touchdowns Rushing		16	16
Touchdowns Passing		9	14
Touchdowns Returns		2	2
Extra Points		25	29
Field Goals		11	13
Safeties		0	0

SCORING	TDs	Ru	Pa	Int	Fu	KO	Pu	PAT	FG	S	Pts
Williams, Delvin	9	7	2	0	0	0	0	0/0	0/0	0	54
Wersching, Ray	0	0	0	0	0	0	0	23/23	10/17	0	53
Jackson, Wilbur	7	7	0	0	0	0	0	0/0	0/0	0	42
Washington, Gene	5	0	5	0	0	0	0	0/0	0/0	0	30
Baldassin, Mike	1	0	0	0	0	0	1*	0/0	0/0	0	6
Ferrell, Bob	1	1	0	0	0	0	0	0/0	0/0	0	6
Harrison, Kenny	1	0	1	0	0	0	0	0/0	0/0	0	6
Plunkett, Jim	1	1	0	0	0	0	0	0/0	0/0	0	6
Seal, Paul	1	0	1	0	0	0	0	0/0	0/0	0	6
Williams, Dave	1	0	0	0	0	1	0	0/0	0/0	0	6
Wittum, Tom	0	0	0	0	0	0	0	2/4	1/2	0	5
49ERS	27	16	9	0	0	1	1	25/27	11/19	0	220
OPPONENTS	32	16	14	1	0	1	0	29/32	13/22	0	260

*recovered blocked punt

RUSHING	Att	Yds	Avg	LG	TD
Williams, Delvin	268	931	3.5	40	7
Jackson, Wilbur	179	780	4.4	80	7
Ferrell, Bob	41	160	3.9	12	1
Hofer, Paul	34	106	3.1	10	0
Plunkett, Jim	28	71	2.5	9	1
Bull, Scott	5	20	4.0	8	0
Harrison, Kenny	6	15	2.5	15	0
Williams, Dave	2	6	3.0	6	0
McGee, Willie	1	-3	-3.0	-3	0
49ERS	564	2,086	3.7	80	16
OPPONENTS	551	1,869	3.4	42t	16

RECEIVING	No	Yds	Avg	LG	TD
Washington, Gene	32	638	19.9	47t	5
Jackson, Wilbur	22	169	7.7	24	0
Williams, Dave	20	179	9.0	17	2
Mitchell, Tom	19	226	11.9	31	0
Harrison, Ken	15	217	14.5	46	1
Seal, Paul	13	230	17.7	47t	1
Hofer, Paul	5	46	9.2	16	0
Lash, Jim	3	22	7.3	16	0
McGee, Willie	2	27	13.5	14	0
Obrodovich, Jim	2	16	8.0	11	0
Ferrell, Bob	2	12	6.0	7	0
Cline, Tony	1	15	15.0	15	0
49ERS	136	1,797	13.2	47t	9
OPPONENTS	139	1,948	14.0	73t	14

INTERCEPTIONS	No	Yds	Avg	LG	TD
Washington, Dave	2	68	34.0	50	0
Phillips, Mel	2	23	11.5	23	0
McGill, Ralph	1	30	30.0	30	0
Harper, Willie	1	6	6.0	6	0
Vanderbundt, Skip	1	6	6.0	6	0
Leonard, Anthony	1	0	0.0	0	0
49ERS	8	133	16.6	50	0
OPPONENTS	17	298	17.5	42	1

KICKOFF RETURNS	No	Yds	Avg	LG	TD
Hofer, Paul	36	871	24.2	48	0
Williams, Delvin	4	122	30.5	80t	1
Jennings, Rick	3	60	20.0	24	0
Ferrell, Bob	3	35	11.7	17	0
Leonard, Anthony	1	68	68.0	68	0
Obrodovich, Jim	1	9	9.0	9	0
Williams, Dave	1	9	9.0	9	0
49ERS	49	1,174	24.0	80t	1
OPPONENTS	48	1,025	21.4	92t	1

PUNT RETURNS	No	FC	Yds	Avg	LG	TD
Leonard, Anthony	22	2	154	7.0	19	0
Black, Stan	13	1	38	2.9	11	0
Jennings, Rick	7	1	32	4.6	13	0
Rivera, Steve	3	0	7	2.3	3	0
Williams, Dave	1	0	60	60.0	60	0
Elia, Bruce	1	0	1	1.0	1	0
Baldassin, Mike	1	1	0	0.0	0	0
49ERS	48	5	292	6.1	60	0
OPPONENTS	47	6	444	9.5	63	0

PUNTING	No	Yds	Avg	LG	Blk
Wittum, Tom	77	2,801	36.4	54	3
49ERS	77	2,801	36.4	54	3
OPPONENTS	86	3,228	37.5	62	1

PASSING	Att	Comp	Pct	Yds	LG	TD	Int	QB
Plunkett, Jim	248	128	51.6	1,693	47t	9	14	62.1
Bull, Scott	24	7	29.2	89	26	0	2	7.8
Wittum, Tom	3	1	33.3	15	15	0	0	50.7
Harrison, Kenny	1	0	0.0	0	0	0	0	39.6
Williams, Delvin	1	0	0.0	0	0	0	1	39.6
49ERS	277	136	49.1	1,797	47t	9	17	55.3
OPPONENTS	270	139	51.5	1,948	73t	14	8	80.0

1978 (2-14)

Coach*

L	7	at Cleveland (68,973), S-3	24
L	13	Chicago (49,502), S-10	16
L	19	at Houston (46,161), S-17	20
L	10	at New York Giants (71,536), S-24	27
W	28	Cincinnati (41,107), O-1	12
L	10	at Los Angeles Rams (59,337), O-8	27
L	7	New Orleans (37,671), O-15	14
L	17	Atlanta (34,133), O-22	20
L	20	at Washington (53,706), O-29	38
L	10	at Atlanta (55,468), N-5	21
L	10	St. Louis (33,155), N-12	16
L	28	Los Angeles Rams (45,022), N-19	31
L	7	Pittsburgh (51,657), MON/N-27	24
L	13	at New Orleans (50,068), D-3	24
W	6	Tampa Bay (30,931), D-10	3
L	14	at Detroit (56,674), D-17	33
219			350

* Pete McCulley was fired after 9 games and Fred O'Connor was appointed his successor.

TEAM STATISTICS

	49ers	Opp
TOTAL FIRST DOWNS	257	298
By Rushing	117	128
By Passing	106	133
By Penalties	34	37
TOTAL YARDS GAINED	4,047	5,024
By Rushing	2,091	2,365
By Passing	1,956	2,659
TOTAL PLAYS FROM SCRIMMAGE	1,062	1,097
Rushes	585	649
Average Gain Per Rush	3.6	3.6
NET YARDS PASSING	1,956	2,659
Passes Attempted	435	413
Passes Completed	190	219
Percent Completed	43.2	53.0
Had Intercepted	36	18
Times Sacked	42	35
Lost Attempting to Pass	350	289
PUNTS	97	87
Total Yardage of Punts	3,583	3,497
Average Length	39.6	40.2
KICKOFF RETURNS	73	47
Total Yards Returned	1,421	928
Average Length of Return	19.5	19.7
PENALTIES	115	154
Yards Penalized	930	1,301
FUMBLES	56	50
Own Fumbles Recovered	29	23
Opponents' Fumbles Recovered	27	27
FIELD GOALS	15	23
Field Goals Attempted	23	38
TOTAL POINTS SCORED	219	350
Touchdowns Scored	25	40
Touchdowns Rushing	14	17
Touchdowns Passing	9	20
Touchdown Returns	2	3
Extra Points	24	39
Safeties	0	1

SCORING

	TDs	Ru	Pa	Int	Fu	KO	Pu	PAT	FG	S	Pts
Wersching, Ray	0	0	0	0	0	0	0	24/25	15/23	0	69
Hofer, Paul	7	7	0	0	0	0	0	0/0	0/0	0	42
Simpson, O.J.	3	1	2	0	0	0	0	0/0	0/0	0	18
Solomon, Freddie	3	1	2	0	0	0	0	0/0	0/0	0	18
Boykin, Greg	2	2	0	0	0	0	0	0/0	0/0	0	12
Seal, Paul	2	0	2	0	0	0	0	0/0	0/0	0	12
Boyd, Elmo	1	0	1	0	0	0	0	0/0	0/0	0	6
Bull, Scott	1	1	0	0	0	0	0	0/0	0/0	0	6
DeBerg, Steve	1	1	0	0	0	0	0	0/0	0/0	0	6
Ferrell, Bob	1	1	0	0	0	0	0	0/0	0/0	0	6
Leonard, Anthony	1	0	0	1	0	0	0	0/0	0/0	0	6
MacAfee, Ken	1	0	1	0	0	0	0	0/0	0/0	0	6
Step toe, Jack	1	0	1	0	0	0	0	0/0	0/0	0	6
Williams, Dave	1	0	0	0	0	1	0	0/0	0/0	0	6
49ERS	25	14	9	1	0	1	0	24/25	15/23	0	219
OPPONENTS	40	17	20	1	1	0	1*	39/40	23/38	1	350

*returned blocked punt

Rookie Names in Italics

RUSHING	Att	Yds	Avg	LG	TD
Simpson, O.J.	161	593	3.7	34	1
Ferrell, Bob	125	471	3.8	20	1
Hofer, Paul	121	465	3.8	40	7
Boykin, Greg	102	361	3.5	23	2
Bull, Scott	29	100	3.5	15t	1
Solomon, Freddie	14	70	5.0	17	1
DeBerg, Steve	15	20	1.3	7	1
Williams, Dave	15	18	1.2	6	0
<i>Carr, Earl</i>	1	2	2.0	2	0
Elia, Bruce	1	0	0.0	0	0
Jones, Larry	1	-9	-9.0	-9	0
49ERS	585	2,091	3.6	40	14
OPPONENTS	649	2,365	3.6	39	17

RECEIVING	No	Yds	Avg	LG	TD
Solomon, Freddie	31	458	14.8	58t	2
MacAfee, Ken	22	205	9.3	22	1
Seal, Paul	21	370	17.6	41t	2
Simpson, O.J.	21	172	8.2	19	2
Boykin, Greg	19	112	5.9	22	0
Harrison, Ken	16	320	20.0	50	0
Ferrell, Bob	16	123	7.7	14	0
Hofer, Paul	12	170	14.2	46	0
<i>LeCount, Terry</i>	10	131	13.1	30	0
Williams, Dave	10	63	6.3	13	0
<i>Boyd, Elmo</i>	9	115	12.8	32	1
<i>Step toe, Jack</i>	2	46	23.0	35t	1
Jones, Larry	1	21	21.0	21	0
49ERS	190	2,306	12.1	58t	9
OPPONENTS	219	2,948	13.5	71	20

INTERCEPTIONS	No	Yds	Avg	LG	TD
Crist, Chuck	6	159	26.5	32	0
Leonard, Anthony	4	44	11.0	30	1
Lewis, Eddie	3	17	5.7	11	0
Odom, Ricky	2	19	9.5	19	0
Roberson, Vern	1	31	31.0	31	0
Bunz, Dan	1	13	13.0	13	0
<i>Nichols, Mark</i>	1	0	0.0	0	0
49ERS	18	283	15.7	32	1
OPPONENTS	36	608	16.9	64	1

KICKOFF RETURNS	No	Yds	Avg	LG	TD
Williams, Dave	34	745	21.9	89t	1
Hofer, Paul	18	386	21.4	40	0
<i>LeCount, Terry</i>	5	91	18.2	23	0
<i>Hughes, Ernie</i>	4	53	22.8	17	0
<i>Nichols, Mark</i>	3	39	17.7	20	0
Boykin, Greg	3	37	13.0	25	0
<i>Walker, Elliott</i>	2	25	18.5	23	0
<i>Downing, Walt</i>	2	13	12.5	13	0
Ferrell, Bob	1	24	13.0	24	0
<i>Quillan, Fred</i>	1	8	24.0	8	0
49ERS	73	1,421	19.5	89t	1
OPPONENTS	47	928	19.7	36	0

PUNT RETURNS	No	FC	Yds	Avg	LG	TD
<i>Step toe, Jack</i>	11	0	129	11.7	28	0
Jones, Larry	10	1	86	8.6	52	0
Solomon, Freddie	9	5	35	3.9	11	0
<i>Shumann, Mike</i>	8	1	40	5.0	36	0
Leonard, Anthony	8	5	26	3.3	14	0
Roberson, Vern	1	0	7	7.0	7	0
49ERS	47	12	323	6.9	52	0
OPPONENTS	46	16	356	7.7	44	0

PUNTING	No	Yds	Avg	TB	I-20	LG	Bik
<i>Connell, Mike</i>	96	3,583	37.3	10	15	59	1
49ERS	96	3,583	37.3	10	15	59	1
OPPONENTS	87	3,497	40.2	13	17	62	0

PASSING	Att	Comp	Pct	Yds	LG	TD	Int	QB
DeBerg, Steve	302	137	45.4	1,570	58t	8	22	40.0
Bull, Scott	121	48	39.7	651	48	1	11	22.4
Solomon, Freddie	10	5	30.0	85	30	0	1	22.9
<i>Threadgill, Bruce</i>	2	0	0.0	0	0	0	2	0.0
49ERS	435	190	43.7	2,306	58t	9	36	32.6
OPPONENTS	413	219	53.0	2,948	71	20	18	74.0

1979 (2-14)

Bill Walsh, Coach

L	22	at Minnesota (46,539), S-2	28
L	13	Dallas (56,728), S-9	21
L	24	at Los Angeles Rams (44,303), S-16	27
L	21	New Orleans (39,727), S-23	30
L	9	at San Diego (50,893), S-30	31
L	24	Seattle (44,592), O-7	35
L	16	at New York Giants (70,352), O-14	32
W	20	Atlanta (33,952), O-21	15
L	27	Chicago (42,773), O-28	28
L	10	at Oakland Raiders (52,764), N-4	23
L	20	at New Orleans (65,551), N-11	31
L	28	Denver (42,910), N-18	38
L	20	Los Angeles Rams (49,282), N-25	26
L	10	at St. Louis (41,593), D-2	13
W	23	Tampa Bay (44,506), D-9	7
L	21	at Atlanta (37,211), D-16	31

308 416

TEAM STATISTICS

	49ers	Opp
TOTAL FIRST DOWNS	326	326
By Rushing	120	136
By Passing	200	160
By Penalties	16	30
TOTAL YARDS GAINED	5,573	5,393
By Rushing	1,932	2,213
By Passing	3,641	3,180
TOTAL PLAYS FROM SCRIMMAGE	1,099	1,014
Rushes	480	544
Average Gain Per Rush	4.0	4.1
NET YARDS PASSING	3,641	3,180
Passes Attempted	602	441
Passes Completed	361	262
Percent Completed	60.0	59.4
Had Intercepted	21	15
Times Sacked	17	29
Lost Attempting to Pass	119	227
PUNTS	72	74
Total Yardage of Punts	2,626	2,817
Average Length	36.5	38.1
KICKOFF RETURNS	75	68
Total Yards Returned	1,538	1,367
Average Length of Return	20.5	20.1
PENALTIES	95	119
Yards Penalized	853	858
FUMBLES	37	33
Own Fumbles Recovered	19	15
Opponents' Fumbles Recovered	18	18
FIELD GOALS	20	14
Field Goals Attempted	24	17
TOTAL POINTS SCORED	308	416
Touchdowns Scored	36	54
Touchdowns Rushing	17	24
Touchdowns Passing	18	25
Touchdown Returns	1	5
Extra Points	32	46
Safeties	0	2

SCORING

	TDs	Ru	Pa	Int	Fu	KO	Pu	PAT	FG	S	Pts
Wersching, Ray	0	0	0	0	0	0	0	32/35	20/24	0	92
Hofer, Paul	9	7	2	0	0	0	0	0/0	0/0	0	54
Solomon, Freddie	8	1	7	0	0	0	0	0/0	0/0	0	48
MacAfee, Ken	4	0	4	0	0	0	0	0/0	0/0	0	24
Shumann, Mike	4	0	4	0	0	0	0	0/0	0/0	0	24
Elliott, Lenvil	3	3	0	0	0	0	0	0/0	0/0	0	18
Simpson, O.J.	3	3	0	0	0	0	0	0/0	0/0	0	18
Jackson, Wilbur	2	2	0	0	0	0	0	0/0	0/0	0	12
Bruer, Bob	1	0	1	0	0	0	0	0/0	0/0	0	6
Francis, Phil	1	1	0	0	0	0	0	0/0	0/0	0	6
Owens, James	1	0	0	0	0	1	0	0/0	0/0	0	6
+Montana, Joe	0	0	0	0	0	0	0	0/1	0/0	0	0
49ERS	36	17	18	0	0	1	0	32/36	20/24	0	308
OPPONENTS**	54	24	25	1	2	0	1*	46/54	14/17	2	416

*returned blocked punt **had one return of a blocked FGA

+ incomplete pass on PAT attempt

Rookie Names in Italics

RUSHING	Att	Yds	Avg	LG	TD
Hofer, Paul	123	615	5.0	47	7
Simpson, O.J.	120	460	3.8	22	3
Jackson, Wilbur	114	375	3.3	16	2
Elliott, Lenvil	33	135	4.1	12	3
Francis, Phil	31	118	3.8	16	1
Solomon, Freddie	6	85	14.2	56t	1
Owens, James	8	52	6.5	19	0
Ferrell, Bob	8	33	4.1	8	0
Hogan, Mike	9	31	3.4	6	0
Montana, Joe	3	22	7.3	13	0
DeBerg, Steve	17	10	0.6	8	0
Melville, Dan	3	0	0.0	0	0
Bruer, Bob	5	-4	-0.8	6	0
49ERS	480	1,932	4.0	56t	17
OPPONENTS	544	2,213	4.1	38	24

RECEIVING	No	Yds	Avg	LG	TD
Hofer, Paul	58	662	11.4	44	2
Solomon, Freddie	57	807	14.2	44t	7
Jackson, Wilbur	53	422	8.0	34	0
Shumann, Mike	39	452	11.6	39	4
Francis, Phil	32	198	6.2	19	0
Bruer, Bob	26	254	9.8	19	1
MacAfee, Ken	24	266	11.1	50	4
Elliott, Lenvil	23	197	8.6	30	0
Clark, Dwight	18	232	12.9	30	0
Owens, James	10	121	12.1	17	0
Hogan, Mike	9	65	7.2	17	0
Simpson, O.J.	7	46	6.6	14	0
Seal, Paul	3	34	11.3	14	0
Ferrell, Bob	2	4	2.0	3	0
49ERS	361	3,760	10.4	50	18
OPPONENTS	262	3,407	13.0	85	25

INTERCEPTIONS	No	Yds	Avg	LG	TD
Hicks, Dwight	5	57	11.4	29	0
Williams, Gerard	4	38	9.5	22	0
Cornelius, Charles	3	54	18.0	54	0
Gray, Tim	1	20	20.0	20	0
Bunz, Dan	1	2	2.0	2	0
Morgan, Melvin	1	0	0.0	13	0
49ERS	15	171	11.4	54	0
OPPONENTS	21	355	16.9	91t	2

KICKOFF RETURNS	No	Yds	Avg	LG	TD
Owens, James	41	1,002	24.4	85t	1
Elliott, Lenvil	9	170	18.9	33	0
Hofer, Paul	8	124	15.5	23	0
Francis, Phil	7	103	14.7	23	0
Ferrell, Bob	6	78	13.0	18	0
Hicks, Dwight	2	36	18.0	19	0
Bruer, Bob	1	20	20.0	20	0
Barrett, Jean	1	5	5.0	5	0
49ERS	75	1,538	20.5	85t	1
OPPONENTS	68	1,367	20.1	70	0

PUNT RETURNS	No	FC	Yds	Avg	LG	TD
Solomon, Freddie	23	2	142	6.2	14	0
Hicks, Dwight	13	3	120	9.2	33	0
Dungy, Tony	8	3	52	6.5	11	0
49ERS	44	8	314	7.1	33	0
OPPONENTS	37	7	262	7.1	44	0

PUNTING	No	Yds	Avg	TB	I-20	LG	Bik
Melville, Dan	71	2,626	37.0	10	15	53	1
49ERS	71	2,626	37.0	10	15	53	1
OPPONENTS	74	2,817	38.1	6	14	63	0

PASSING	Att	Comp	Pct	Yds	LG	TD	Int	QB
DeBerg, Steve	578	347	60.0	3,652	50	17	21	73.1
Montana, Joe	23	13	56.5	96	18	1	0	81.1
Solomon, Freddie	1	1	100.0	12	12	0	0	116.7
49ERS	602	361	60.0	3,760	50	18	21	73.5
OPPONENTS	441	262	59.4	3,407	85	25	15	88.5

1980 (6-10)

Bill Walsh, Coach

W	26	at New Orleans (58,621), S-7	23
W	24	St. Louis (49,999), S-14	(OT) 21
W	37	at New York Jets (50,608), S-21	27
L	17	Atlanta (56,518), S-28	20
L	26	at Los Angeles Rams (62,188), O-5	48
L	14	at Dallas (63,399), O-12	59
L	17	Los Angeles Rams (55,360), O-19	31
L	23	Tampa Bay (51,925), O-26	24
L	13	at Detroit (78,845), N-2	17
L	16	at G.B. in Milwaukee (54,475), N-9	23
L	13	at Miami (45,135), N-16	17
W	12	New York Giants (38,574), N-23	0
W	21	New England (45,254), N-30	17
W	38	New Orleans (37,949), D-7	(OT) 35
L	10	at Atlanta (55,767), D-14	35
L	13	Buffalo (37,476), D-21	18
			415

320 415

TEAM STATISTICS

	49ers	Opp
TOTAL FIRST DOWNS	298	341
By Rushing	105	137
By Passing	171	185
By Penalties	22	19
TOTAL YARDS GAINED	5,320	5,969
By Rushing	1,743	2,218
By Passing	3,577	3,751
TOTAL PLAYS FROM SCRIMMAGE	1,042	556
Rushes	415	556
Average Gain Per Rush	4.2	4.0
NET YARDS PASSING	3,577	3,751
Passes Attempted	597	495
Passes Completed	363	327
Percent Completed	60.8	66.1
Had Intercepted	26	17
Times Sacked	30	31
Lost Attempting to Pass	222	207
PUNTS	77	67
Total Yardage of Punts	3,152	2,560
Average Length	40.9	38.2
KICKOFF RETURNS	75	58
Total Yards Returned	1,385	1,203
Average Length of Return	18.5	20.7
PENALTIES	109	92
Yards Penalized	933	286
FUMBLES	39	34
Own Fumbles Recovered	25	17
Opponents' Fumbles Recovered	17	14
FIELD GOALS	15	17
Field Goals Attempted	19	26
TOTAL POINTS SCORED	320	415
Touchdowns Scored	40	52
Touchdowns Rushing	10	20
Touchdowns Passing	27	29
Touchdown Returns	3	3
Extra Points	33	50
Safeties	1	1

SCORING

	TDs	Ru	Pa	Int	Fu	KO	Pu	PAT	FG	S	Pts
Wersching, Ray	0	0	0	0	0	0	0	33/39	15/19	0	78
Solomon, Freddie	10	0	8	0	0	0	2	0/0	0/0	0	60
Cooper, Earl	9	5	4	0	0	0	0	0/0	0/0	0	54
Clark, Dwight	8	0	8	0	0	0	0	0/0	0/0	0	48
Elliott, Lenvil	3	2	1	0	0	0	0	0/0	0/0	0	18
Hofer, Paul	3	1	2	0	0	0	0	0/0	0/0	0	18
Montana, Joe	2	2	0	0	0	0	0	0/0	0/0	0	12
Ramson, Eason	2	0	2	0	0	0	0	0/0	0/0	0	12
Young, Charle	2	0	2	0	0	0	0	0/0	0/0	0	12
Owens, James	1	0	0	0	0	1	0	0/0	0/0	0	6
Stuckey, Jim	0	0	0	0	0	0	0	0/0	0/0	1	2
49ERS	40	10	27	0	0	1	2	33/39	15/19	1	320
OPPONENTS	52	20	29	2	1	0	0	50/52	17/26	0	415

Rookie Names in Italics

RUSHING	Att	Yds	Avg	LG	TD
Cooper, Earl	171	720	4.2	47	5
Elliott, Lenvil	76	341	4.5	20	2
Hofer, Paul	60	293	4.9	26t	1
Woods, Don	50	229	4.6	23	0
Montana, Joe	32	77	2.4	11	2
Solomon, Freddie	8	56	7.0	11	0
Francis, Phil	7	36	5.1	14	0
DeBerg, Steve	6	4	0.7	7	0
Patton, Ricky	1	1	1.0	1	0
Ramson, Eason	2	-2	-1.0	4	0
Miller, Jim	2	-12	-6.0	0	0
49ERS	415	1,743	4.2	47	10
OPPONENTS	556	2,218	4.0	48	20

RECEIVING	No	Yds	Avg	LG	TD
Cooper, Earl	83	567	6.8	66t	4
Clark, Dwight	82	991	12.1	71t	8
Solomon Freddie	48	658	13.7	93t	8
Hofer, Paul	41	467	11.4	28	2
Young, Charle	29	325	11.2	41	2
Elliott, Lenvil	27	285	10.6	45t	1
Ramson, Eason	21	179	8.5	22	2
Woods, Don	20	171	8.6	23	0
Owens, James	9	133	14.8	29	0
Francis, Phil	3	23	7.7	15	0
49ERS	363	3,799	10.5	93t	27
OPPONENTS	327	3,958	12.1	8ft	29

INTERCEPTIONS	No	Yds	Avg	LG	TD
Hicks, Dwight	4	73	18.3	44	0
Churchman, Ricky	4	7	1.8	7	0
Leopold, Bobby	2	23	11.5	13	0
Turner, Keena	2	15	7.5	11	0
Williams, Gerard	1	28	28.0	28	0
Rhodes, Ray	1	25	25.0	25	0
Johnson, Charles	1	15	15.0	15	0
Puki, Craig	1	0	0.0	0	0
Tautolo, Terry	1	0	0.0	0	0
49ERS	17	186	10.9	44	0
OPPONENTS	26	319	12.3	48	2

KICKOFF RETURNS	No	Yds	Avg	LG	TD
Owens, James	31	726	23.4	101t	1
Elliott, Lenvil	18	321	17.8	32	0
Anderson, Terry	6	104	17.3	22	0
Solomon, Freddie	5	60	12.0	32	0
Francis, Phil	4	61	15.3	32	0
Patton, Ricky	4	43	10.8	19	0
Johnson, Charles	2	10	5.0	22	0
Ramson, Eason	1	18	1.8	18	0
Tautolo, Terry	1	16	16.0	16	0
Young, Charle	1	14	14.0	14	0
Hughes, Ernie	1	10	10.0	10	0
Hofer, Paul	1	2	2.0	2	0
49ERS	75	1,385	18.5	10ft	1
OPPONENTS	58	1,203	20.7	52	0

PUNT RETURNS	No	FC	Yds	Avg	LG	TD
Solomon, Freddie	27	3	298	11.0	57t	2
Hicks, Dwight	12	3	58	4.8	10	0
Robinson, Jimmy	3	0	36	12.0	21	0
Churchman, Ricky	2	0	16	8.0	13	0
Ferrell, Bob	1	0	1	1.0	1	0
49ERS	45	6	409	9.1	57t	2
OPPONENTS	48	11	530	11.0	43	0

PUNTING	No	Yds	Avg	TB	I-20	Bk
Miller, Jim	77	3,152	40.9	5	11	65
49ERS	77	3,152	40.9	5	11	65
OPPONENTS	67	2,560	38.2	6	10	64

PASSING	Att	Comp	Pct	Yds	LG	TD	Int	QB
Montana, Joe	273	176	64.5	1,795	71t	15	9	87.8
DeBerg, Steve	321	186	57.9	1,998	93t	12	17	66.7
Solomon, Freddie	1	0	0.0	0	0	0	0	39.6
Woods, Don	2	1	50.0	6	6	0	0	56.3
49ERS	597	363	60.8	3,799	93t	27	26	76.2
OPPONENTS	495	327	66.1	3,958	81t	29	17	95.7

1981 (13-3/16-3)
NFC West Champions – World Champions
Bill Walsh, Coach

L	17	at Detroit (62,123), S–6	24
W	28	Chicago (49,520), S–13	17
L	17	at Atlanta (56,653), S–20	34
W	21	New Orleans (44,433), S–27	14
W	30	at Washington (51,843), O–4	17
W	45	Dallas (57,574), O–11	14
W	13	at G.B. in Milwaukee (50,171), O–18	3
W	20	Los Angeles Rams (59,190), O–25	17
W	17	at Pittsburgh (52,878), N–1	14
W	17	Atlanta (59,127), N–8	14
L	12	Cleveland (52,445), N–15	15
W	33	at Los Angeles Rams (63,456), N–22	31
W	17	New York Giants (57,186), N–29	10
W	21	at Cincinnati (56,796), D–6	3
W	28	Houston (55,707), D–13	6
W	21	at New Orleans (43,639), D–20	17
357			250
NFC PLAYOFF - JAN. 3			
(at San Francisco – Candlestick Park)			
W	38	New York Giants (58,360)	24
NFC CHAMPIONSHIP - JAN. 10			
(at San Francisco – Candlestick Park)			
W	28	Dallas (60,525)	27
SUPER BOWL XVI - JAN. 24			
(at Pontiac, Michigan – Silverdome)			
W	26	Cincinnati (81,270)	21

TEAM STATISTICS		49ers	Opp									
TOTAL FIRST DOWNS		317	280									
By Rushing		110	113									
By Passing		183	144									
By Penalties		24	23									
TOTAL YARDS GAINED		5,484	4,763									
By Rushing		1,941	1,918									
By Passing		3,543	2,845									
TOTAL PLAYS FROM SCRIMMAGE		1,106	1,014									
Rushes		560	464									
Average Gain Per Rush		3.5	4.1									
NET YARDS PASSING		3,543	2,845									
Passes Attempted		517	514									
Passes Completed		328	273									
Percent Completed		63.4	53.1									
Had Intercepted		13	27									
Times Sacked		29	36									
Lost Attempting to Pass		223	290									
PUNTS		93	83									
Total Yardage of Punts		3,858	3,433									
Average Length		41.5	41.4									
KICKOFF RETURNS		45	67									
Total Yards Returned		909	1,389									
Average Length of Return		20.2	20.7									
PENALTIES		92	108									
Yards Penalized		752	866									
FUMBLES		26	36									
Own Fumbles Recovered		14	15									
Opponents' Fumbles Recovered		21	12									
FIELD GOALS		19	13									
Field Goals Attempted		29	23									
TOTAL POINTS SCORED		357	250									
Touchdowns Scored		43	30									
Touchdowns Rushing		17	10									
Touchdowns Passing		20	16									
Touchdown Returns		6	4									
Extra Points		42	29									
Safetyes		0	1									
SCORING		TDs	Ru	Pa	Int	Fu	KO	Pu	PAT	FG	S	Pts
Wersching, Ray	0	0	0	0	0	0	0	30/30	17/23	0	81	
Solomon, Freddie	8	0	8	0	0	0	0	0/0	0/0	0	48	
Davis, Johnny	7	7	0	0	0	0	0	0/0	0/0	0	42	
Patton, Ricky	5	4	1	0	0	0	0	0/0	0/0	0	30	
Young, Charle	5	0	5	0	0	0	0	0/0	0/0	0	30	
Clark, Dwight	4	0	4	0	0	0	0	0/0	0/0	0	24	
Bahr, Matt	0	0	0	0	0	0	12/12	2/6	0	18		
Lott, Ronnie	3	0	0	3	0	0	0	0/0	0/0	0	18	
Hicks, Dwight	2	0	0	1	1	0	0	0/0	0/0	0	12	
Lawrence, Amos	2	1	0	0	0	1	0	0/0	0/0	0	12	

Rookie Names in Italics

(continued)

SCORING	TDs	Ru	Pa	Int	Fu	KO	Pu	PAT	FG	S	Pts
Montana, Joe	2	2	0	0	0	0	0	0/0	0/0	0	12
Cooper, Earl	1	1	0	0	0	0	0	0/0	0/0	0	6
Easley, Walt	1	1	0	0	0	0	0	0/0	0/0	0	6
Hofer, Paul	1	1	0	0	0	0	0	0/0	0/0	0	6
Ring, Bill	1	0	1	0	0	0	0	0/0	0/0	0	6
Wilson, Mike	1	0	1	0	0	0	0	0/0	0/0	0	6
49ERS	43	17	20	4	1	1	0	42/42	19/29	0	357
OPPONENTS	30	10	16	2	1	0	1	29/30	13/23	0	250
RUSHING		Att	Yds	Avg	LG	TD					
Patton, Ricky	152	543	3.6	28	4						
Cooper, Earl	98	330	3.4	23	1						
Davis, Johnny	94	297	3.2	14	7						
Easley, Walt	76	224	2.9	9	1						
Hofer, Paul	60	193	3.2	12	1						
Ring, Bill	22	106	4.8	16	0						
Montana, Joe	25	95	3.8	20t	2						
Lawrence, Amos	13	48	3.7	14	1						
Solomon, Freddie	9	43	4.8	16	0						
Clark, Dwight	3	32	10.7	18	0						
Elliott, Lenvil	7	29	4.1	9	0						
Benjamin, Guy	1	1	1.0	1	0						
49ERS	560	1,941	3.5	28	17						
OPPONENTS	464	1,918	4.1	29	10						
RECEIVING		No	Yds	Avg	LG	TD					
Clark, Dwight	85	1,105	13.0	78t	4						
Solomon, Freddie	59	969	16.4	60t	8						
Cooper, Earl	51	477	9.4	50	0						
Young, Charle	37	400	10.8	29	5						
Hofer, Paul	27	244	9.0	22	0						
Patton, Ricky	27	195	7.2	31t	1						
Wilson, Michael	9	125	13.9	27t	1						
Easley, Walt	9	62	6.9	21	0						
Elliott, Lenvil	7	81	11.6	19	0						
Ramson, Eason	4	45	11.3	16	0						
Ring, Bill	3	28	9.3	21	1						
Shumann, Mike	3	21	7.0	8	0						
Lawrence, Amos	3	10	3.3	5	0						
Davis, Johnny	3	-1	-0.3	3	0						
Peets, Brian	1	5	5.0	5	0						
49ERS	328	3,766	11.5	78t	20						
OPPONENTS	273	3,135	11.5	67	16						
INTERCEPTIONS		No	Yds	Avg	LG	TD					
Hicks, Dwight	9	239	26.6	72	1						
Lott, Ronnie	7	117	16.7	41t	3						
Williamson, Carlton	4	44	11.0	28	0						
Wright, Eric	3	26	8.7	26	0						
McCull, Milt	1	22	22.0	22	0						
Reynolds, Jack	1	0	0.0	0	0						
Martin, Saladin	1	0	0.0	0	0						
Turner, Keena	1	0	0.0	0	0						
49ERS	27	448	16.6	72	4						
OPPONENTS	13	297	22.9	101t	2						
KICKOFF RETURNS		No	Yds	Avg	LG	TD					
Lawrence, Amos	17	437	25.7	92t	1						
Ring, Bill	10	217	21.7	29	0						
Lott, Ronnie	7	111	15.9	20	0						
Wilson, Mike	4	67	16.8	22	0						
Jones, Arrington	3	43	14.3	22	0						
Hicks, Dwight	1	22	22.0	22	0						
Ramson, Eason	1	12	12.0	12	0						
Patton, Ricky	1	0	0.0	0	0						
Davis, Johnny	1	0	0.0	0	0						
49ERS	45	909	20.2	92t	1						
OPPONENTS	67	1,389	20.7	55	0						
PUNT RETURNS		No	FC	Yds	Avg	LG	TD				
Solomon, Freddie	29	6	173	6.0	19	0					
Hicks, Dwight	19	4	171	9.0	39	0					
49ERS	48	10	344	7.2	39	0					
OPPONENTS	57	8	664	11.7	58t	1					
PUNTING		No	Yds	Avg	TB	I-20	LG	Blk			
Miller, Jim	93	3,858	41.5	15	14	65	0				
49ERS	93	3,858	41.5	15	14	65	0				
OPPONENTS	83	3,433	41.4	5	17	66	0				
PASSING		Att	Comp	Pct	Yds	LG	TD	Int	QB		
Montana, Joe	488	311	63.7	3,565	78t	19	12	88.4			
Benjamin, Guy	26	15	57.7	171	27	1	1	74.4			
Easley, Walt	1	1	100.0	5	5	0	0	87.5			
Solomon, Freddie	1	1	100.0	25	25	0	0	118.8			
Clark, Dwight	1	0	0.0	0	0	0	0	39.6			
49ERS	517	328	63.4	3,766	78t	20	13	87.7			
OPPONENTS	514	273	53.1	3,135	67	16	27	60.2			

1982 (3-6)

Bill Walsh, Coach

L	17	Los Angeles Raiders (59,748), S-12	23
L	21	at Denver (73,899), S-19	24
W	31	at St. Louis (38,064), N-21	20
L	20	New Orleans (51,611), N-28	23
W	30	at Los Angeles Rams (58,574), THU/D-2	24
L	37	San Diego (51,988), SAT/D-11	41
L	7	Atlanta (53,234), SUN/D-19	17
W	26	at Kansas City (24,319), D-26	13
L	20	Los Angeles Rams (54,256), J-2	21
209			206

TEAM STATISTICS

	49ers	Opp
TOTAL FIRST DOWNS	183	170
By Rushing	49	71
By Passing	121	88
By Penalties	13	11
TOTAL YARDS GAINED	3,242	3,035
By Rushing	740	1,199
By Passing	2,502	1,836
TOTAL PLAYS FROM SCRIMMAGE	587	596
Rushes	219	303
Average Gain Per Rush	3.4	4.0
NET YARDS PASSING	2,502	1,836
Passes Attempted	348	278
Passes Completed	215	158
Percent Completed	61.8	56.8
Had Intercepted	11	9
Times Sacked	20	15
Lost Attempting to Pass	166	113
PUNTS	45	50
Total Yardage of Punts	1,676	2,134
Average Length	37.2	42.7
KICKOFF RETURNS	36	40
Total Yards Returned	742	847
Average Length of Return	20.6	21.4
PENALTIES	45	58
Yards Penalized	451	542
FUMBLES	17	14
Own Fumbles Recovered	7	4
Opponents' Fumbles Recovered	10	10
FIELD GOALS	12	13
Field Goals Attempted	17	19
TOTAL POINTS SCORED	209	206
Touchdowns Scored	25	24
Touchdowns Rushing	6	9
Touchdowns Passing	17	14
Touchdown Returns	2	1
Extra Points	23	23
Safeties	0	0
AVG. TIME OF POSSESSION	28:31	31:29

SCORING

	TDs	Ru	Pa	Int	Fu	KO	Pu	PAT	FG	S	Pts
Werschling, Ray	0	0	0	0	0	0	0	23/25	12/17	0	59
Moore, Jeff	8	4	4	0	0	0	0	0/0	0/0	0	48
Clark, Dwight	5	0	5	0	0	0	0	0/0	0/0	0	30
Solomon, Freddie	3	0	3	0	0	0	0	0/0	0/0	0	18
Francis, Russ	2	0	2	0	0	0	0	0/0	0/0	0	12
Cooper, Earl	1	0	1	0	0	0	0	0/0	0/0	0	6
Lott, Ronnie	1	0	0	1	0	0	0	0/0	0/0	0	6
McLemore, Dana	1	0	0	0	0	0	1	0/0	0/0	0	6
Montana, Joe	1	1	0	0	0	0	0	0/0	0/0	0	6
Nehemiah, Renaldo	1	0	1	0	0	0	0	0/0	0/0	0	6
Ring, Bill	1	1	0	0	0	0	0	0/0	0/0	0	6
Wilson, Mike	1	0	1	0	0	0	0	0/0	0/0	0	6
49ERS	25	6	17	1	0	0	1	23/25	12/17	0	209
OPPONENTS	24	9	14	0	0	0	1	23/24	13/19	0	206

Rookie Names in Italics

RUSHING	Att	Yds	Avg	LG	TD
Moore, Jeff	85	281	3.3	19	4
Ring, Bill	48	183	3.8	11	1
Montana, Joe	30	118	3.9	21	1
Cooper, Earl	24	77	3.2	9	0
Williams, Vince	20	68	3.4	12	0
Easley, Walt	5	11	2.2	5	0
Lawrence, Amos	5	7	1.4	4	0
Nehemiah, Renaldo	1	-1	-1.0	-1	0
Solomon, Freddie	1	-4	-4.0	-4	0
49ERS	219	740	3.4	21	6
OPPONENTS	303	1,199	4.0	54	9

RECEIVING	No	Yds	Avg	LG	TD
Clark, Dwight	60	913	15.2	51	5
Moore, Jeff	37	405	11.0	55	4
Francis, Russ	23	278	12.1	26	2
Young, Charle	22	189	8.6	30	0
Solomon, Freddie	19	323	17.0	46t	3
Cooper, Earl	19	153	8.1	20	1
Ring, Bill	13	94	7.2	15	0
Nehemiah, Renaldo	8	161	20.1	55	1
Wilson, Mike	6	80	13.3	27	1
Williams, Vince	4	33	8.3	13	0
Ramson, Eason	2	27	13.5	21	0
Lawrence, Amos	2	12	6.0	6	0
49ERS	215	2,668	12.4	55	17
OPPONENTS	158	1,949	12.3	46	14

INTERCEPTIONS	No	Yds	Avg	LG	TD
Hicks, Dwight	3	5	1.7	3	0
Lott, Ronnie	2	95	47.5	83t	1
Wright, Eric	1	31	31.0	31	0
Horn, Bob	1	19	19.0	19	0
Reynolds, Jack	1	0	0.0	0	0
Harper, Willie	1	0	0.0	0	0
49ERS	9	150	16.7	83t	1
OPPONENTS	11	130	11.8	32	0

KICKOFF RETURNS	No	Yds	Avg	LG	TD
McLemore, Dana	16	353	22.1	45	0
Lawrence, Amos	9	190	21.1	30	0
Ring, Bill	6	145	24.2	41	0
Ramson, Eason	2	20	10.0	13	0
Ferrari, Ron	2	19	9.5	11	0
Moore, Jeff	1	15	15.0	15	0
49ERS	36	742	20.6	45	0
OPPONENTS	40	857	21.4	55	0

PUNT RETURNS	No	FC	Yds	Avg	LG	TD
McLemore, Dana	7	0	156	22.3	93t	1
Solomon, Freddie	13	1	122	9.4	27	0
Hicks, Dwight	10	1	54	5.4	13	0
Ring, Bill	0	1	0	0.0	0	0
49ERS	30	3	332	11.1	93t	1
OPPONENTS	20	4	224	11.2	67t	1

PUNTING	No	Yds	Avg	TB	I-20	LG	Bk
Miller, Jim	44	1,676	38.1	3	11	80	1
49ERS	44	1,676	38.1	3	11	80	1
OPPONENTS	50	2,134	42.7	5	10	58	0

PASSING	Att	Comp	Pct	Yds	LG	TD	Int	QB
Montana, Joe	346	213	61.6	2,613	55	17	11	88.0
Francis, Russ	1	1	100.0	45	45	0	0	118.8
Benjamin, Guy	1	1	100.0	10	10	0	0	108.3
49ERS	348	215	61.8	2,668	55	17	11	88.6
OPPONENTS	278	158	56.8	1,949	46	14	9	82.0

1983 (10-6/11-7)

NFC West Champions

Bill Walsh, Coach

L	17	Philadelphia (55,775), SAT/S-3	22
W	48	at Minnesota (58,167), THU/S-8	17
W	42	at St. Louis (38,130), S-18	27
W	24	Atlanta (57,814), S-25	20
W	33	at New England (54,293), O-2	13
L	7	Los Angeles Rams (59,119), O-9	10
W	32	at New Orleans (68,134), O-16	13
W	45	at Los Angeles Rams (66,070), O-23	35
L	13	New York Jets (54,796), O-30	27
L	17	Miami (57,832), N-6	20
W	27	New Orleans (40,022), N-13	0
L	24	at Atlanta (32,782), N-20	28
L	3	at Chicago (40,483), N-27	13
W	35	Tampa Bay (49,773), D-4	21
W	23	at Buffalo (38,039), D-11	10
W	42	Dallas (59,957), MON/D-19	17
432			293

NFC PLAYOFF - DEC. 31

(at San Francisco - Candlestick Park)

W	24	Detroit (58,386)-SAT	23
---	----	----------------------	----

NFC CHAMPIONSHIP - JAN. 8

(at Washington, DC - RFK Stadium)

L	21	Washington (55,363)	24
---	----	---------------------	----

TEAM STATISTICS

	49ers	Opp
TOTAL FIRST DOWNS	344	302
By Rushing	129	98
By Passing	199	181
By Penalties	16	23
TOTAL YARDS GAINED	6,054	5,189
By Rushing	2,257	1,936
By Passing	3,797	3,253
TOTAL PLAYS FROM SCRIMMAGE	1,072	1,032
Rushes	511	449
Average Gain Per Rush	4.4	4.3
NET YARDS PASSING	3,797	3,253
Passes Attempted	528	526
Passes Completed	339	322
Percent Completed	64.2	61.2
Had Intercepted	12	24
Times Sacked	33	57
Lost Attempting to Pass	224	448
PUNTS	65	73
Total Yardage of Punts	2,552	2,993
Average Length	39.3	41.0
KICKOFF RETURNS	52	78
Total Yards Returned	958	1,675
Average Length of Return	18.4	21.5
PENALTIES	89	91
Yards Penalized	695	793
FUMBLES	27	39
Own Fumbles Recovered	8	21
Opponents' Fumbles Recovered	18	19
FIELD GOALS	25	17
Field Goals Attempted	30	27
TOTAL POINTS SCORED	432	293
Touchdowns Scored	51	35
Touchdowns Rushing	17	10
Touchdowns Passing	27	23
Touchdown Returns	7	2
Extra Points	51	32
Safeties	0	0
AVG. TIME OF POSSESSION	30:12	29:48

SCORING

	TDs	Ru	Pa	Int	Fu	KO	Pu	PAT	FG	S	Pts
Wersching, Ray	0	0	0	0	0	0	0	51/51	25/30	0	126
Craig, Roger	12	8	4	0	0	0	0	0/0	0/0	0	72
Clark, Dwight	8	0	8	0	0	0	0	0/0	0/0	0	48
Tyler, Wendell	6	4	2	0	0	0	0	0/0	0/0	0	36
Francis, Russ	4	0	4	0	0	0	0	0/0	0/0	0	24
Solomon, Freddie	4	0	4	0	0	0	0	0/0	0/0	0	24
Cooper, Earl	3	0	3	0	0	0	0	0/0	0/0	0	18

Rookie Names in Italics

(continued)

SCORING

	TDs	Ru	Pa	Int	Fu	KO	Pu	PAT	FG	S	Pts
Hicks, Dwight	2	0	0	2	0	0	0	0/0	0/0	0	12
Montana, Joe	2	2	0	0	0	0	0	0/0	0/0	0	12
Ring, Bill	2	2	0	0	0	0	0	0/0	0/0	0	12
Wright, Eric	2	0	0	2	0	0	0	0/0	0/0	0	12
Board, Dwaine	1	0	0	1	0	0	0	0/0	0/0	0	6
Collier, Tim	1	0	0	1	0	0	0	0/0	0/0	0	6
McLemore, Dana	1	0	0	0	0	0	1	0/0	0/0	0	6
Moore, Jeff	1	1	0	0	0	0	0	0/0	0/0	0	6
Nehemiah, Renaldo	1	0	1	0	0	0	0	0/0	0/0	0	6
Ramson, Eason	1	0	1	0	0	0	0	0/0	0/0	0	6

49ERS	51	17	27	5	1	0	1	51/51	25/30	0	432
OPPONENTS	35	10	23	1	1	0	1	32/33	17/27	0	293

RUSHING

	Att	Yds	Avg	LG	TD
Tyler, Wendell	176	856	4.9	39	4
Craig, Roger	176	725	4.1	71	8
Montana, Joe	61	284	4.7	18	2
Ring, Bill	64	254	4.0	25	2
Moore, Jeff	15	43	2.9	14	1
Orosz, Tom	2	39	19.5	23	0
Monroe, Carl	10	23	2.3	5	0
Clark, Dwight	3	18	6.0	9	0
Cavanaugh, Matt	1	8	8.0	8	0
Ramson, Eason	1	3	3.0	3	0
Solomon, Freddie	1	3	3.0	3	0
Benjamin, Guy	1	1	1.0	1	0

49ERS	511	2,257	4.4	71	17
OPPONENTS	449	1,936	4.3	49	10

RECEIVING

	No	Yds	Avg	LG	TD
Clark, Dwight	70	840	12.0	46t	8
Craig, Roger	48	427	8.9	23	4
Tyler, Wendell	34	285	8.4	26	2
Francis, Russ	33	357	10.8	25	4
Solomon, Freddie	31	662	21.4	77t	4
Wilson, Mike	30	433	14.4	49	0
Ring, Bill	23	182	7.9	24	0
Moore, Jeff	19	206	10.8	34	0
Nehemiah, Renaldo	17	236	13.9	27	1
Ramson, Eason	17	125	7.4	16	1
Cooper, Earl	15	207	13.8	73t	3
Monroe, Carl	2	61	30.5	50	0

49ERS	339	4,021	11.9	77t	27
OPPONENTS	322	3,701	11.5	76t	23

INTERCEPTIONS

	No	Yds	Avg	LG	TD
Wright, Eric	7	164	23.4	60t	2
Williamson, Carlton	4	51	12.8	26	0
Lott, Ronnie	4	22	5.5	22	0
Collier, Tim	3	32	10.7	32t	1
Hicks, Dwight	2	102	51.0	62t	2
Leopold, Bobby	2	13	6.5	9	0
Harper, Willie	1	37	37.0	37	0
Pillers, Lawrence	1	16	16.0	16	0

49ERS	24	437	18.2	62t	5
OPPONENTS	12	168	14.0	43t	1

KICKOFF RETURNS

	No	Yds	Avg	LG	TD
McLemore, Dana	30	576	19.2	39	0
Monroe, Carl	8	152	19.0	32	0
Moore, Jeff	7	117	16.7	46	0
Ring, Bill	4	68	17.0	18	0
Cooper, Earl	3	45	15.0	20	0

49ERS	52	958	18.4	46	0
OPPONENTS	78	1,675	21.5	50	0

PUNT RETURNS

	No	FC	Yds	Avg	LG	TD
McLemore, Dana	31	6	331	10.7	56t	1
Solomon, Freddie	5	3	34	6.8	11	0

49ERS	36	9	365	10.1	56t	1
OPPONENTS	38	7	278	7.3	19	0

PUNTING

	No	Yds	Avg	TB	I-20	LG	Bk
Orosz, Tom	65	2,552	39.3	6	16	61	1

49ERS	65	2,552	38.7	6	17	61	1
OPPONENTS	73	2,993	40.5	9	15	60	1

PASSING

	Att	Comp	Pct	Yds	LG	TD	Int	QB
Montana, Joe	515	332	64.5	3,910	77t	26	12	94.5
Benjamin, Guy	12	7	58.3	111	73t	1	0	117.0
Clark, Dwight	1	0	0.0	0	0	0	0	39.6

49ERS	528	339	64.2	4,021	77t	27	12	94.9
OPPONENTS	526	322	61.2	3,701	76t	23	24	78.0

1984 (15-1/18-1)
NFC West Champions – World Champions
Bill Walsh, Coach

W	30	at Detroit (56,782), S–2	27
W	37	Washington (59,707), MON/S –10	31
W	30	New Orleans (57,611), S–16	20
W	21	at Philadelphia (62,771), S–23	9
W	14	Atlanta (57,990), S–30	5
W	31	at New York Giants (76,112), MON/O –8	10
L	17	Pittsburgh (59,110), O–14	20
W	34	at Houston (39,900), O–21	21
W	33	at Los Angeles Rams (65,481), O–28	0
W	23	Cincinnati (58,234), N–4	17
W	41	at Cleveland (60,092), N–11	7
W	24	Tampa Bay (57,704), N–18	17
W	35	at New Orleans (65,177), N–25	3
W	35	at Atlanta (29,644), D–2	17
W	51	Minnesota (56,670), SAT/D –8	7
W	19	Los Angeles Rams (59,743), FRI/D –14	16
475			227
NFC PLAYOFF - DEC. 29			
(at San Francisco – Candlestick Park)			
W	21	New York Giants (60,303)– SAT	10
NFC CHAMPIONSHIP - JAN. 6			
(at San Francisco – Candlestick Park)			
W	23	Chicago (61,040)	0
SUPER BOWL XIX - JAN. 20			
(at Palo Alto, California – Stanford Stadium)			
W	38	Miami (84,059)	16

TEAM STATISTICS		49ers	Opp								
TOTAL FIRST DOWNS		356	302								
By Rushing		138	101								
By Passing		204	173								
By Penalties		14	28								
TOTAL YARDS GAINED		6,366	5,176								
By Rushing		2,465	1,795								
By Passing		3,901	3,381								
TOTAL PLAYS FROM SCRIMMAGE		1,057	1,029								
Rushes		534	432								
Average Gain Per Rush		4.6	4.2								
NET YARDS PASSING		3,901	3,381								
Passes Attempted		496	546								
Passes Completed		312	298								
Percent Completed		62.9	54.6								
Had Intercepted		10	25								
Times Sacked		27	51								
Lost Attempting to Pass		178	363								
PUNTS		61	80								
Total Yardage of Punts		2,536	3,239								
Average Length		41.6	40.5								
KICKOFF RETURNS		47	78								
Total Yards Returned		1,039	1,499								
Average Length of Return		22.1	19.2								
PENALTIES		100	91								
Yards Penalized		884	723								
FUMBLES		26	28								
Own Fumbles Recovered		14	15								
Opponents' Fumbles Recovered		13	12								
FIELD GOALS		25	19								
Field Goals Attempted		35	25								
TOTAL POINTS SCORED		475	227								
Touchdowns Scored		57	24								
Touchdowns Rushing		21	10								
Touchdowns Passing		32	14								
Touchdown Returns		4	0								
Extra Points		56	19								
Safeties		1	1								
AVG. TIME OF POSSESSION		30:26	29:34								
SCORING											
	TDs	Ru	Pa	Int	Fu	KO	Pu	PAT	FG	S	Pts
Werschling, Ray	0	0	0	0	0	0	0	56/56	25/35	0	131
Solomon, Freddie	11	1	10	0	0	0	0	0/0	0/0	0	66
Craig, Roger	10	7	3	0	0	0	0	0/0	0/0	0	60
Tyler, Wendell	9	7	2	0	0	0	0	0/0	0/0	0	54
Clark, Dwight	6	0	6	0	0	0	0	0/0	0/0	0	36
Cooper, Earl	4	0	4	0	0	0	0	0/0	0/0	0	24
Ring, Bill	3	3	0	0	0	0	0	0/0	0/0	0	18
Francis, Russ	2	0	2	0	0	0	0	0/0	0/0	0	12
McLemore, Dana	2	0	0	1	0	0	0	0/0	0/0	0	12

Rookie Names in Italics

(continued)

SCORING											
	TDs	Ru	Pa	Int	Fu	KO	Pu	PAT	FG	S	Pts
+Montana, Joe	2	2	0	0	0	0	0	0/1	0/0	0	12
Nehemiah, Renaldo	2	0	2	0	0	0	0	0/0	0/0	0	12
Johnson, Gary	1	0	0	0	1	0	0	0/0	0/0	1	8
Frank, John	1	0	1	0	0	0	0	0/0	0/0	0	6
Harmon, Derrick	1	1	0	0	0	0	0	0/0	0/0	0	6
Monroe, Carl	1	0	1	0	0	0	0	0/0	0/0	0	6
Shell, Todd	1	0	0	1	0	0	0	0/0	0/0	0	6
Wilson, Mike	1	0	1	0	0	0	0	0/0	0/0	0	6
49ERS	57	21	32	2	1	0	1	56/57	25/35	1	475
OPPONENTS	24	10	14	0	0	0	0	24/24	19/25	1	227
+ incomplete pass on PAT attempt											
RUSHING											
	Att	Yds	Avg	LG	TD						
Tyler, Wendell	246	1,262	5.1	40	7						
Craig, Roger	155	649	4.2	28	7						
Harmon, Derrick	39	192	4.9	19	1						
Ring, Bill	38	162	4.3	34	3						
Montana, Joe	39	118	3.0	15	2						
Solomon, Freddie	6	72	12.0	47	1						
Cooper, Earl	3	13	4.3	7	0						
Monroe, Carl	3	13	4.3	7	0						
Runager, Max	1	-5	-5.0	-5	0						
Cavanaugh, Matt	4	-11	-2.8	-1	0						
49ERS	534	2,465	4.6	47	21						
OPPONENTS	432	1,795	4.2	25	10						
RECEIVING											
	No	Yds	Avg	LG	TD						
Craig, Roger	71	675	9.5	64t	3						
Clark, Dwight	52	880	16.9	80t	6						
Cooper, Earl	41	459	11.2	26	4						
Solomon, Freddie	40	737	18.4	64t	10						
Tyler, Wendell	28	230	8.2	26t	2						
Francis, Russ	23	285	12.4	32	2						
Nehemiah, Renaldo	18	357	19.8	59t	2						
Wilson, Mike	17	245	14.4	44	1						
Monroe, Carl	11	139	12.6	47	1						
Frank, John	7	60	8.6	21	1						
Ring, Bill	3	10	3.3	15	0						
Harmon, Derrick	1	2	2.0	2	0						
49ERS	312	4,079	13.1	80t	32						
OPPONENTS	298	3,744	12.6	61	14						
INTERCEPTIONS											
	No	Yds	Avg	LG	TD						
Turner, Keena	4	51	12.8	21	0						
Lott, Ronnie	4	26	6.5	15	0						
Shell, Todd	3	81	27.0	53t	1						
Hicks, Dwight	3	42	14.0	29	0						
McLemore, Dana	2	54	27.0	54t	1						
Williamson, Carlton	2	42	21.0	26	0						
Fahnhorst, Jim	2	9	4.5	9	0						
Wright, Eric	2	0	0.0	0	0						
Fuller, Jeff	1	38	38.0	38	0						
Bunz, Dan	1	2	2.0	2	0						
Clark, Mario	1	0	0.0	0	0						
49ERS	25	345	13.8	54t	2						
OPPONENTS	10	155	15.5	43	0						
KICKOFF RETURNS											
	No	Yds	Avg	LG	TD						
Monroe, Carl	27	561	20.8	44	0						
Harmon, Derrick	13	357	27.5	51	0						
McLemore, Dana	3	80	26.7	50	0						
Ring, Bill	1	27	27.0	27	0						
Wilson, Mike	1	14	14.0	14	0						
Cooper, Earl	1	0	0.0	0	0						
McIntyre, Guy	1	0	0.0	0	0						
49ERS	47	1,039	22.1	51	0						
OPPONENTS	78	1,499	19.2	38	0						
PUNT RETURNS											
	No	FC	Yds	Avg	LG	TD					
McLemore, Dana	45	11	521	11.6	79t	1					
49ERS	45	11	521	11.6	79t	1					
OPPONENTS	30	4	190	6.3	25	0					
PUNTING											
	No	Yds	Avg	TB	I-20	LG	Blk				
Runager, Max	56	2,341	41.8	12	18	59	1				
Orosz, Tom	5	195	39.0	0	1	55	0				
49ERS	61	2,536	40.9	12	19	59	1				
OPPONENTS	80	3,239	40.5	4	13	58	1				
PASSING											
	Att	Comp	Pct	Yds	LG	TD	Int	QB			
Montana, Joe	432	279	64.6	3,630	80t	28	10	102.9			
Cavanaugh, Matt	61	33	54.1	449	51t	4	0	99.7			
Harmon, Derrick	2	0	0.0	0	0	0	0	39.6			
Clark, Dwight	1	0	0.0	0	0	0	0	39.6			
49ERS	496	312	62.9	4,079	80t	32	10	101.9			
OPPONENTS	546	298	54.6	3,744	61	14	25	65.6			

1985 (10-6/10-7)

Bill Walsh, Coach

L	21	at Minnesota (57,375), S-8	28
W	35	Atlanta (58,923), S-15	16
W	34	at Los Angeles Raiders (87,006)/, S-22	10
L	17	New Orleans (58,053), S-29	20
W	38	at Atlanta (44,740), O-6	17
L	10	Chicago (60,523), O-13	26
L	21	at Detroit (67,715), O-20	23
W	28	at Los Angeles Rams (65,939), O-27	14
W	24	Philadelphia (58,383), N-3	13
L	16	at Denver (73,173), MON/N-11	17
W	31	Kansas City (56,447), N-17	3
W	19	Seattle (57,482), MON/N-25	6
W	35	at Washington (51,321), D-1	8
L	20	Los Angeles Rams (60,581), MON/D-9	27
W	31	at New Orleans (46,065), D-15	19
W	31	Dallas (60,114), D-22	16

411 263

NFC WILD CARD - DEC. 28

(at Meadowlands, N.J. - Giants Stadium)

L	3	New York Giants (75,842)-SAT	17
---	---	------------------------------	----

TEAM STATISTICS		49ers	Opp
TOTAL FIRST DOWNS		340	293
By Rushing		137	89
By Passing		179	183
By Penalties		24	21
TOTAL YARDS GAINED		5,920	5,191
By Rushing		2,232	1,683
By Passing		3,688	3,508
TOTAL PLAYS FROM SCRIMMAGE		1,069	1,116
Rushes		477	435
Average Gain Per Rush		4.7	3.9
NET YARDS PASSING		3,688	3,508
Passes Attempted		550	621
Passes Completed		331	346
Percent Completed		60.2	55.7
Had Intercepted		14	18
Times Sacked		42	60
Lost Attempting to Pass		299	457
PUNTS		86	92
Total Yardage of Punts		3,422	3,644
Average Length		39.8	39.6
KICKOFF RETURNS		58	72
Total Yards Returned		1,269	1,485
Average Length of Return		21.9	20.6
PENALTIES		105	106
Yards Penalized		868	778
FUMBLES		29	31
Own Fumbles Recovered		9	14
Opponents' Fumbles Recovered		17	20
FIELD GOALS		13	27
Field Goals Attempted		21	35
TOTAL POINTS SCORED		411	263
Touchdowns Scored		53	26
Touchdowns Rushing		20	10
Touchdowns Passing		28	11
Touchdown Returns		5	5
Extra Points		52	24
Safeties		1	1
AVG. TIME OF POSSESSION		28:45	31:15

SCORING	TDs	Ru	Pa	Int	Fu	KO	Pu	PAT	FG	S	Pts
Wersching, Ray	0	0	0	0	0	0	0	52/53	13/21	0	91
Craig, Roger	15	9	6	0	0	0	0	0/0	0/0	0	90
Clark, Dwight	10	0	10	0	0	0	0	0/0	0/0	0	60
Tyler, Wendell	8	6	2	0	0	0	0	0/0	0/0	0	48
Rice, Jerry	4	1	3	0	0	0	0	0/0	0/0	0	24
Francis, Russ	3	0	3	0	0	0	0	0/0	0/0	0	18
Montana, Joe	3	3	0	0	0	0	0	0/0	0/0	0	18
Wilson, Mike	2	0	2	0	0	0	0	0/0	0/0	0	12
Frank, John	1	0	1	0	0	0	0	0/0	0/0	0	6
McColl, Milt	1	0	0	0	1	0	0	0/0	0/0	0	6
McIntyre, Guy	1	0	0	0	1	0	0	0/0	0/0	0	6

Rookie Names in Italics

(continued)

SCORING	TDs	Ru	Pa	Int	Fu	KO	Pu	PAT	FG	S	Pts
Monroe, Carl	1	0	0	0	0	1	0	0/0	0/0	0	6
Ring, Bill	1	1	0	0	0	0	0	0/0	0/0	0	6
Solomon, Freddie	1	0	1	0	0	0	0	0/0	0/0	0	6
Turner, Keena	1	0	0	0	1	0	0	0/0	0/0	0	6
Williamson, Carlton	1	0	0	1	0	0	0	0/0	0/0	0	6
Harty, John	0	0	0	0	0	0	0	0/0	0/0	1	2
49ERS	53	20	28	1	3	1	0	52/53	13/21	1	411
OPPONENTS*	26	10	11	1	0	12**	24/26	27/35	1	263	

*ret. blkd FGA **rcvrd blkd punt (1)

RUSHING	Att	Yds	Avg	LG	TD
Craig, Roger	214	1,050	4.9	62t	9
Tyler, Wendell	171	867	5.1	30	6
Montana, Joe	42	153	3.6	16	3
Harmon, Derrick	28	92	3.3	17	0
Rice, Jerry	6	26	4.3	15t	1
Ring, Bill	8	23	2.9	9t	1
Cooper, Earl	2	12	6.0	14	0
Cavanaugh, Matt	4	5	1.3	13	0
Solomon, Freddie	2	4	2.0	6	0
49ERS	477	2,232	4.7	62t	20
OPPONENTS	435	1,683	3.9	41	10

RECEIVING	No	Yds	Avg	LG	TD
Craig, Roger	92	1,016	11.0	73	6
Clark, Dwight	54	705	13.1	49t	10
Rice, Jerry	49	927	18.9	66t	3
Francis, Russ	44	478	10.9	25	3
Solomon, Freddie	25	259	10.4	39	1
Tyler, Wendell	20	154	7.7	16	2
Harmon, Derrick	14	123	8.8	42	0
Wilson, Mike	10	165	16.5	52t	2
Monroe, Carl	10	51	5.1	9	0
Frank, John	7	50	7.1	14	1
Cooper, Earl	4	45	11.3	20	0
Ring, Bill	2	14	7.0	8	0
49ERS	331	3,987	12.0	73	28
OPPONENTS	346	3,965	11.5	82t	11

INTERCEPTIONS	No	Yds	Avg	LG	TD
Lott, Ronnie	6	68	11.3	25	0
Hicks, Dwight	4	68	17.0	25	0
Williamson, Carlton	3	137	45.7	82	1
Kovach, Jim (N.O./SF)	1	53	53.0	53	0
Shell, Todd	1	33	33.0	33	0
Fuller, Jeff	1	4	4.0	4	0
McLemore, Dana	1	0	0.0	0	0
Walter, Mike	1	0	0.0	0	0
Wright, Eric	1	0	0.0	0	0
49ERS	18	310	17.2	82	1
OPPONENTS	14	80	5.7	41t	1

KICKOFF RETURNS	No	Yds	Avg	LG	TD
Monroe, Carl	28	717	25.6	95t	1
Harmon, Derrick	23	467	20.3	37	0
McLemore, Dana	4	76	19.0	26	0
Rice, Jerry	1	6	6.0	6	0
Lott, Ronnie	1	2	2.0	2	0
Frank, John	1	1	1.0	1	0
49ERS	58	1,269	21.9	95t	1
OPPONENTS	72	1,485	20.6	86t	1

PUNT RETURNS	No	FC	Yds	Avg	LG	TD
McLemore, Dana	38	14	258	6.8	22	0
49ERS	38	14	258	6.8	22	0
OPPONENTS	33	6	294	8.9	63t	1

PUNTING	No	Yds	Avg	TB	I-20	LG	Blk
Runager, Max	86	3,422	39.8	9	30	57	1
49ERS	86	3,422	39.3	9	30	57	1
OPPONENTS	92	3,644	39.6	7	23	58	0

PASSING	Att	Comp	Pct	Yds	LG	TD	Int	QB
Montana, Joe	494	303	61.3	3,653	73	27	13	91.3
Cavanaugh, Matt	54	28	51.9	334	41t	1	1	69.5
Harmon, Derrick	1	0	0.0	0	0	0	0	39.6
Solomon, Freddie	1	0	0.0	0	0	0	0	39.6
49ERS	550	331	60.2	3,987	73	28	14	88.8
OPPONENTS	621	346	55.7	3,965	82t	11	18	68.9

1986 (10-5-1/10-6-1)

NFC West Champions

Bill Walsh, Coach

W	31	at Tampa Bay (50,780), S-7	7
L	13	at Los Angeles Rams (65,195), S-14	16
W	26	New Orleans (58,297), S-21	17
W	31	at Miami (70,264), S-28	17
W	35	Indianapolis (57,252), O-5	14
L	24	Minnesota (58,637), O-12	(OT) 27
T	10	at Atlanta (55,306), O-19	(OT) 10
W	31	at G.B. in Milwaukee (50,557), O-26	17
L	10	at New Orleans (52,234), N-2	23
W	43	St. Louis (59,172), N-9	17
L	6	at Washington (54,774), MON/N-17	14
W	20	Atlanta (58,747), N-23	0
L	17	New York Giants (59,777), MON/D-1	21
W	24	New York Jets (58,091), D-7	10
W	29	at New England (60,787), D-14	24
W	24	Los Angeles Rams (60,266), FRI/D-19	14

374 247

NFC PLAYOFF - JAN. 4

(at Meadowlands, N.J. - Giants Stadium)

L	3	New York Giants (76,034)	49
---	---	--------------------------	----

TEAM STATISTICS		49ers	Opp
TOTAL FIRST DOWNS		346	285
By Rushing		114	97
By Passing		213	169
By Penalties		19	19
TOTAL YARDS GAINED		6,082	4,880
By Rushing		1,986	1,555
By Passing		4,096	3,325
TOTAL PLAYS FROM SCRIMMAGE		1,118	1,061
Rushes		510	406
Average Gain Per Rush		3.9	3.8
NET YARDS PASSING		4,096	3,325
Passes Attempted		582	604
Passes Completed		353	324
Percent Completed		60.7	53.6
Had Intercepted		20	39
Times Sacked		26	51
Lost Attempting to Pass		203	448
PUNTS		85	91
Total Yardage of Punts		3,450	3,765
Average Length		40.6	41.4
KICKOFF RETURNS		42	71
Total Yards Returned		757	1,598
Average Length of Return		18.0	22.5
PENALTIES		95	89
Yards Penalized		691	653
FUMBLES		32	31
Own Fumbles Recovered		23	21
Opponents' Fumbles Recovered		10	9
FIELD GOALS		25	15
Field Goals Attempted		35	25
TOTAL POINTS SCORED		374	235
Touchdowns Scored		43	29
Touchdowns Rushing		16	8
Touchdowns Passing		21	18
Touchdown Returns		6	1
Extra Points		41	28
Safeties		0	0
AVG. TIME OF POSSESSION		30:28	29:32

SCORING	TDs	Ru	Pa	Int	Fu	KO	Pu	PAT	FG	S	Pts
Wersching, Ray	0	0	0	0	0	0	0	41/42	25/35	0	116
Rice, Jerry	16	1	15	0	0	0	0	0/0	0/0	0	96
Craig, Roger	7	7	0	0	0	0	0	0/0	0/0	0	42
Cribbs, Joe	5	5	0	0	0	0	0	0/0	0/0	0	30
Clark, Dwight	2	0	2	0	0	0	0	0/0	0/0	0	12
Frank, John	2	0	2	0	0	0	0	0/0	0/0	0	12
Holmoe, Tom	2	0	0	2	0	0	0	0/0	0/0	0	12
Francis, Russ	1	0	1	0	0	0	0	0/0	0/0	0	6
Griffin, Don	1	0	0	0	0	0	1	0/0	0/0	0	6
Harmon, Derrick	1	1	0	0	0	0	0	0/0	0/0	0	6
Lott, Ronnie	1	0	0	1	0	0	0	0/0	0/0	0	6
McKyer, Tim	1	0	0	1	0	0	0	0/0	0/0	0	6
Moroski, Mike	1	1	0	0	0	0	0	0/0	0/0	0	6
Nixon, Tory	1	0	0	1	0	0	0	0/0	0/0	0	6

Rookie Names in Italics

(continued)

SCORING	TDs	Ru	Pa	Int	Fu	KO	Pu	PAT	FG	S	Pts
Rathman, Tom	1	1	0	0	0	0	0	0/0	0/0	0	6
Wilson, Mike	1	0	1	0	0	0	0	0/0	0/0	0	6
49ERS	43	16	21	5	0	0	1	41/42	25/35	0	374
OPPONENTS*	27	8	18	0	0	1	1**	28/29	15/25	0	235

*ret. blkd FGA **rcvrd blkd punt

RUSHING	Att	Yds	Avg	LG	TD
Craig, Roger	204	830	4.1	25	7
Cribbs, Joe	152	590	3.9	19	5
Rathman, Tom	33	138	4.2	29t	1
Tyler, Wendell	31	127	4.1	14	0
Harmon, Derrick	27	77	2.9	15	1
Rice, Jerry	10	72	7.2	18	1
Kemp, Jeff	15	49	3.3	12	0
Cherry, Tony	11	42	3.8	10	0
Montana, Joe	17	38	2.2	17	0
Moroski, Mike	6	22	3.7	12	1
Ring, Bill	3	4	1.3	4	0
Frank, John	1	-3	-3.0	-3	0

49ERS 510 1,986 3.9 29t 16
OPPONENTS 406 1,555 3.8 36 8

RECEIVING	No	Yds	Avg	LG	TD
Rice, Jerry	86	1,570	18.3	66t	15
Craig, Roger	81	624	7.7	48	0
Clark, Dwight	61	794	13.0	45t	2
Francis, Russ	41	505	12.3	52	1
Cribbs, Joe	35	346	9.9	33	0
Rathman, Tom	13	121	9.3	14	0
Wilson, Mike	9	104	11.6	18	1
Frank, John	9	61	6.8	17	2
Harmon, Derrick	8	78	9.8	15	0
Crawford, Derrick	5	70	14.0	42	0
Margerum, Ken	2	12	6.0	6	0
Monroe, Carl	2	6	3.0	5	0
Ring, Bill	1	8	8.0	8	0

49ERS 353 4,299 12.2 66t 21
OPPONENTS 324 3,773 11.7 84t 18

INTERCEPTIONS	No	Yds	Avg	LG	TD
Lott, Ronnie	10	134	13.4	57t	1
McKyer, Tim	6	33	5.5	21t	1
Fahnhorst, Jim	4	52	13.0	46	0
Fuller, Jeff	4	44	11.0	26	0
Holmoe, Tom	3	149	49.7	78t	2
Williamson, Carlton	3	3	1.0	2	0
Griffin, Don	3	0	0.0	0	0
Nixon, Tory	2	106	53.0	88t	1
Tuiasosopo, Manu	1	22	22.0	22	0
Cousineau, Tom	1	18	18.0	18	0
Turner, Keena	1	9	9.0	9	0
Haley, Charles	1	8	8.0	8	0

49ERS 39 578 14.8 88t 5
OPPONENTS 20 205 10.3 57 0

KICKOFF RETURNS	No	Yds	Avg	LG	TD
Crawford, Derrick	15	280	18.7	34	0
Monroe, Carl	8	139	17.4	25	0
Griffin, Don	5	97	19.4	28	0
Harmon, Derrick	4	82	20.5	28	0
Rathman, Tom	3	66	22.0	22	0
Cherry, Tony	2	29	14.5	17	0
Frank, John	2	24	12.0	16	0
McKyer, Tim	1	15	15.0	15	0
Ring, Bill	1	15	15.0	15	0
Wilson, Mike	1	10	10.0	10	0

49ERS 42 757 18.0 34 0
OPPONENTS 71 1,598 22.5 101t 1

PUNT RETURNS	No	FC	Yds	Avg	LG	TD
Griffin, Don	38	18	377	9.9	76t	1
Crawford, Derrick	4	0	15	3.8	9	0
McKyer, Tim	1	1	5	5.0	5	0

49ERS 43 19 397 9.2 76t 1
OPPONENTS 49 12 373 7.6 39 1

PUNTING	No	Yds	Avg	TB	I-20	LG	Bk
Runager, Max	83	3,450	41.6	8	23	62	2

49ERS 85 3,450 40.6 8 23 62 2
OPPONENTS 91 3,765 41.4 9 20 73 0

PASSING	Att	Comp	Pct	Yds	LG	TD	Int	QB
Montana, Joe	307	191	62.2	2,236	48	8	9	80.7
Kemp, Jeff	200	119	59.5	1,554	66t	11	8	85.7
Moroski, Mike	73	42	57.5	493	52t	2	3	70.2
Rice, Jerry	2	1	50.0	16	16t	0	0	77.1

49ERS 582 353 60.7 4,299 66t 21 20 81.1
OPPONENTS 604 324 53.6 3,773 84t 18 39 55.8

1988 (10-6/13-6)
NFC West Champions – World Champions
Bill Walsh, Coach

W	34	at New Orleans (66,357), S-4	33
W	20	at New York Giants (75,948), S-11	17
L	17	Atlanta (60,168), S-18	34
W	38	at Seattle (62,382), S-25	7
W	20	Detroit (58,285), O-2	13
L	13	Denver (61,711), O-9	(OT) 16
W	24	at L.A. Rams (65,450), O-16	21
L	9	at Chicago (65,293), MON/O-24	10
W	24	Minnesota (60,738), O-30	21
L	23	at Phoenix (64,544), N-6	24
L	3	L.A. Raiders (54,448), N-13	9
W	37	Washington (59,268), MON/N-21	21
W	48	at San Diego (51,484), N-27	10
W	13	at Atlanta (44,048), D-4	3
W	30	New Orleans (62,977), D-11	17
L	16	L.A. Rams (62,444), SUN/D-18	38
369			294
NFC PLAYOFF - JAN. 1			
(at San Francisco – Candlestick Park)			
W	34	Minnesota (61,848)	9
NFC CHAMPIONSHIP - JAN. 8			
(at Chicago – Soldier Field)			
W	28	at Chicago (66,946)	3
SUPER BOWL XXIII - JAN. 22			
(at Miami – Joe Robbie Stadium)			
W	20	Cincinnati (75,129)	16

TEAM STATISTICS	49ers	Opp
TOTAL FIRST DOWNS	326	277
By Rushing	141	90
By Passing	167	160
By Penalties	18	27
TOTAL YARDS GAINED	5,900	4,575
By Rushing	2,523	1,588
By Passing	3,377	2,987
TOTAL PLAYS FROM SCRIMMAGE	1,076	1,013
Rushes	527	441
Average Gain Per Rush	4.8	3.6
NET YARDS PASSING	3,377	2,987
Passes Attempted	502	530
Passes Completed	293	292
Percent Completed	58.4	55.1
Had Intercepted	14	22
Times Sacked	47	42
Lost Attempting to Pass	298	297
PUNTS	80	86
Total Yardage of Punts	3,093	3,522
Average Length	38.7	41.0
KICKOFF RETURNS	55	73
Total Yards Returned	978	1,362
Average Length of Return	17.8	18.7
PENALTIES	115	76
Yards Penalized	986	603
FUMBLES	27	30
Own Fumbles Recovered	15	16
Opponents' Fumbles Recovered	14	12
FIELD GOALS	27	18
Field Goals Attempted	38	24
TOTAL POINTS SCORED	369	294
Touchdowns Scored	41	34
Touchdowns Rushing	18	8
Touchdowns Passing	21	25
Touchdown Returns	2	1
Extra Points	40	34
Safeties	1	1
AVG. TIME OF POSSESSION	30:31	29:29
SCORING		
<i>Cofer, Mike</i>	0 0 0 0 0 0 0 40/41	27/38 0 121
Craig, Roger	10 9 1 0 0 0 0 0/0	0/0 0 60
Rice, Jerry	10 1 9 0 0 0 0 0/0	0/0 0 60
Taylor, John	4 0 2 0 0 0 2 0/0	0/0 0 24
Frank, John	3 0 3 0 0 0 0 0/0	0/0 0 18
Montana, Joe	3 3 0 0 0 0 0 0/0	0/0 0 18

Rookie Names in Italics

(continued)

SCORING	TDs	Ru	Pa	Int	Fu	KO	Pu	PAT	FG	S	Pts
Wilson, Mike	3	0	3	0	0	0	0	0/0	0/0	0	18
DuBose, Doug	2	2	0	0	0	0	0	0/0	0/0	0	12
Jones, Brent	2	0	2	0	0	0	0	0/0	0/0	0	12
Rathman, Tom	2	2	0	0	0	0	0	0/0	0/0	0	12
McIntyre, Guy	1	0	1	0	0	0	0	0/0	0/0	0	6
Young, Steve	1	1	0	0	0	0	0	0/0	0/0	0	6
Haley, Charles	0	0	0	0	0	0	0	0/0	0/0	1	2
49ERS	41	18	21	0	0	0	2	40/41	27/38	1	369
OPPONENTS	34	8	25	1	0	0	0	34/34	18/24	1	294
RUSHING											
		Att		Yds		Avg		LG		TD	
Craig, Roger	310	1,502	4.8	46t	9						
Rathman, Tom	102	427	4.2	26	2						
Young, Steve	27	184	6.8	49t	1						
Montana, Joe	38	132	3.5	15	3						
DuBose, Doug	24	116	4.8	37t	2						
Rice, Jerry	13	107	8.2	29	1						
Sydney, Harry	9	50	5.6	13	0						
Flagler, Terrence	3	5	1.7	4	0						
<i>Helton, Barry</i>	1	0	0.0	0	0						
49ERS	527	2,523	4.8	49t	18						
OPPONENTS	441	1,588	3.6	36t	8						
RECEIVING											
	No	Yds	Avg	LG	TD						
Craig, Roger	76	534	7.0	22	1						
Rice, Jerry	64	1,306	20.4	96t	9						
Rathman, Tom	42	382	9.1	24	0						
Wilson, Mike	33	405	12.3	31	3						
Frank, John	16	195	12.2	38	3						
Taylor, John	14	325	23.2	73t	2						
Heller, Ron	14	140	10.0	22	0						
Greer, Terry	8	120	15.0	31	0						
Jones, Brent	8	57	7.1	18t	2						
DuBose, Doug	6	57	9.5	13	0						
Flagler, Terrence	4	72	18.0	57	0						
Chandler, Wes	4	33	8.3	9	0						
Sydney, Harry	2	18	9.0	9	0						
McIntyre, Guy	1	17	17.0	17t	1						
<i>Nicholas, Calvin</i>	1	14	14.0	14	0						
49ERS	293	3,675	12.5	96t	21						
OPPONENTS	292	3,284	11.3	67t	25						
INTERCEPTIONS											
	No	Yds	Avg	LG	TD						
McKyer, Tim	7	11	1.6	7	0						
Lott, Ronnie	5	59	11.8	44	0						
Fuller, Jeff	4	18	4.5	10	0						
Holmoe, Tom	2	0	0.0	0	0						
Wright, Eric	2	-2	-1.0	0	0						
Turner, Keena	1	2	2.0	2	0						
Carter, Michael	1	0	0.0	0	0						
49ERS	22	88	4.0	44	0						
OPPONENTS	14	185	13.2	47t	1						
KICKOFF RETURNS											
	No	Yds	Avg	LG	TD						
DuBose, Doug	32	608	19.0	44	0						
Taylor, John	12	225	18.8	29	0						
Rodgers, Del	6	98	16.3	24	0						
Craig, Roger	2	32	16.0	17	0						
Sydney, Harry	1	8	8.0	8	0						
Thomas, Chuck	1	5	5.0	5	0						
Wilson, Mike	1	2	2.0	2	0						
49ERS	55	978	17.8	44	0						
OPPONENTS	73	1,362	18.7	40	1						
PUNT RETURNS											
	No	FC	Yds	Avg	LG	TD					
Taylor, John	44	7	556	12.6	95t	2					
Chandler, Wes	6	5	28	4.7	13	0					
Griffin, Don	4	3	28	7.0	10	0					
49ERS	54	15	612	11.3	95t	2					
OPPONENTS	47	10	426	9.1	41	0					
PUNTING											
	No	Yds	Avg	TB	I-20	LG	Bk				
<i>Helton, Barry</i>	78	3,069	39.3	5	22	53	1				
Runager, Max	1	24	24.0	0	0	24	0				
49ERS	79	3,093	39.2	5	22	53	1				
OPPONENTS	86	3,522	41.0	5	21	57	0				
PASSING											
	Att	Comp	Pct	Yds	LG	TD	Int	QB			
Montana, Joe	397	238	60.0	2,981	96t	18	10	87.9			
Young, Steve	101	54	53.5	680	73t	3	3	72.2			
Rice, Jerry	3	1	33.3	14	14	0	1	9.7			
Sydney, Harry	1	0	0.0	0	0	0	0	39.6			
49ERS	502	293	58.4	3,675	96t	21	14	83.5			
OPPONENTS	530	292	55.1	3,284	67t	25	22	72.2			

1989 (14-2/17-2)
NFC West Champions – World Champions
George Seifert, Coach

W	30	at Indianapolis (60,111), S–10	24
W	20	at Tampa Bay (64,087), S–17	16
W	38	at Philadelphia (66,042), S–24	28
L	12	Los Angeles Rams (64,250), O–1	13
W	24	at New Orleans (60,488), O–8	20
W	31	at Dallas (61,077), O–15	14
W	37	New England (70,000), O–22+	20
W	23	at New York Jets (62,805), O–29	10
W	31	New Orleans (60,667), MON/N –6	13
W	45	Atlanta (59,914), N–12	3
L	17	Green Bay (62,219), N–19	21
W	34	New York Giants (63,461), MON/N –27	24
W	23	at Atlanta (43,128), D–3	10
W	30	at Los Angeles Rams (67,959), MON/D –11	27
W	21	Buffalo (60,927), D–17	10
W	26	Chicago (60,207), D–24	0
442			253
NFC PLAYOFF - JAN. 6			
(at San Francisco – Candlestick Park)			
W	41	Minnesota (64,585)– SAT	13
NFC CHAMPIONSHIP - JAN. 14			
(at San Francisco – Candlestick Park)			
W	30	Los Angeles Rams (64,769)	3
SUPER BOWL XXIV - JAN. 28			
(at New Orleans – Louisiana Superdome)			
W	55	Denver (72,919)	10

+ Game played at Stanford Stadium due to Bay Area earthquake – October 17, 1989

TEAM STATISTICS		49ers	Opp
TOTAL FIRST DOWNS		350	283
By Rushing		124	76
By Passing		209	178
By Penalties		17	29
TOTAL YARDS GAINED		6,268	4,618
By Rushing		1,966	1,383
By Passing		4,302	3,235
TOTAL PLAYS FROM SCRIMMAGE		1,021	979
Rushes		493	372
Average Gain Per Rush		4.0	3.7
NET YARDS PASSING		4,302	3,235
Passes Attempted		483	564
Passes Completed		339	316
Percent Completed		70.2	56.0
Had Intercepted		11	21
Times Sacked		45	43
Lost Attempting to Pass		282	333
PUNTS		55	74
Total Yardage of Punts		2,226	2,875
Average Length		40.5	38.9
KICKOFF RETURNS		51	76
Total Yards Returned		954	1,435
Average Length of Return		18.7	18.9
PENALTIES		109	75
Yards Penalized		922	581
FUMBLES		32	34
Own Fumbles Recovered		18	18
Opponents' Fumbles Recovered		16	14
FIELD GOALS		29	23
Field Goals Attempted		36	31
TOTAL POINTS SCORED		442	253
Touchdowns Scored		51	26
Touchdowns Rushing		14	9
Touchdowns Passing		35	15
Touchdown Returns		2	2
Extra Points		49	26
Safeties		0	1
AVG. TIME OF POSSESSION		31:45	28:15

SCORING	TDs	Ru	Pa	Int	Fu	KO	Pu	PAT	FG	S	Pts
Cofer, Mike	0	0	0	0	0	0	0	49/51	29/36	0	136
Rice, Jerry	17	0	17	0	0	0	0	0/0	0/0	0	102
Taylor, John	10	0	10	0	0	0	0	0/0	0/0	0	60
Craig, Roger	7	6	1	0	0	0	0	0/0	0/0	0	42
Jones, Brent	4	0	4	0	0	0	0	0/0	0/0	0	24
Montana, Joe	3	3	0	0	0	0	0	0/0	0/0	0	18
Rathman, Tom	2	1	1	0	0	0	0	0/0	0/0	0	12

(continued)

SCORING	TDs	Ru	Pa	Int	Fu	KO	Pu	PAT	FG	S	Pts
Young, Steve	2	2	0	0	0	0	0	0/0	0/0	0	12
Flagler, Terrence	1	1	0	0	0	0	0	0/0	0/0	0	6
Haley, Charles	1	0	0	0	1	0	0	0/0	0/0	0	6
Henderson, Keith	1	1	0	0	0	0	0	0/0	0/0	0	6
Jackson, Johnny*	1	0	0	0	0	0	0	0/0	0/0	0	6
Walls, Wesley	1	0	1	0	0	0	0	0/0	0/0	0	6
Wilson, Mike	1	0	1	0	0	0	0	0/0	0/0	0	6
49ERS	51	14	35	0	1	0	0	49/51	29/36	0	442
OPPONENTS	26	9	15	0	1	0	1**	26/26	23/31	1	253

*ret blkd FGA **rcvrd blkd punt

RUSHING	Att	Yds	Avg	LG	TD
Craig, Roger	271	1,054	3.9	27	6
Rathman, Tom	79	305	3.9	13	1
Montana, Joe	49	227	4.6	19	3
Flagler, Terrence	33	129	3.9	29t	1
Young, Steve	38	126	3.3	22	2
Sydney, Harry	9	56	6.2	18	0
Rice, Jerry	5	33	6.6	17	0
Henderson, Keith	7	30	4.3	11t	1
Taylor, John	1	6	6.0	6	0
Helton, Barry	1	0	0.0	0	0
49ERS	493	1,966	4.0	29t	14
OPPONENTS	372	1,383	3.7	23	9

RECEIVING	No	Yds	Avg	LG	TD
Rice, Jerry	82	1,483	18.1	68t	17
Rathman, Tom	73	616	8.4	36	1
Taylor, John	60	1,077	18.0	95t	10
Craig, Roger	49	473	9.7	44	1
Jones, Brent	40	500	12.5	36t	4
Wilson, Mike	9	103	11.4	19	1
Sydney, Harry	9	71	7.9	13	0
Flagler, Terrence	6	51	8.5	30	0
Walls, Wesley	4	16	4.0	9	1
Henderson, Keith	3	130	43.3	78	0
Williams, Jamie	3	38	12.7	17	0
Greer, Terry	1	26	26.0	26	0
49ERS	339	4,584	13.5	95t	35
OPPONENTS	316	3,568	11.3	65t	15

INTERCEPTIONS	No	Yds	Avg	LG	TD
Lott, Ronnie	5	34	6.8	28	0
Brooks, Chet	3	31	10.3	19	0
Wright, Eric	2	37	18.5	23	0
Jackson, Johnny	2	35	17.5	19	0
Griffin, Don	2	6	3.0	3	0
Turner, Keena	1	42	42.0	42	0
Holmoe, Tom	1	23	23.0	23	0
McKyer, Tim	1	18	18.0	18	0
Romanowski, Bill	1	13	13.0	13	0
Pollard, Darryl	1	12	12.0	12	0
Millen, Matt	1	10	10.0	10	0
DeLong, Keith	1	1	1.0	1	0
49ERS	21	262	12.5	42	0
OPPONENTS	11	140	12.7	35	0

KICKOFF RETURNS	No	Yds	Avg	LG	TD
Flagler, Terrence	32	643	20.1	41	0
Tillman, Spencer	10	206	20.6	60	0
Sydney, Harry	3	16	5.3	16	0
Taylor, John	2	51	25.5	27	0
Henderson, Keith	2	21	10.5	13	0
Greer, Terry	1	17	17.0	17	0
Jackson, Johnny	1	0	0.0	0	0
49ERS	51	954	18.7	60	0
OPPONENTS	76	1,435	18.9	37	0

PUNT RETURNS	No	FC	Yds	Avg	LG	TD
Taylor, John	36	20	417	11.6	37	0
Greer, Terry	1	0	3	3.0	3	0
Griffin, Don	1	0	9	9.0	9	0
Romanowski, Bill	1	0	0	0.0	0	0
49ERS	39	20	429	11.0	37	0
OPPONENTS	35	4	361	10.3	22	0

PUNTING	No	Yds	Avg	TB	I-20	LG	Bik
Helton, Barry	55	2,226	40.5	6	13	56	1
49ERS	55	2,226	39.8	6	13	56	1
OPPONENTS	74	2,875	38.9	4	18	57	0

PASSING	Att	Comp	Pct	Yds	LG	TD	Int	QB
Montana, Joe	386	271	70.2	3,521	95t	26	8	112.4
Young, Steve	92	64	69.6	1,001	50t	8	3	120.8
Bono, Steve	5	4	80.0	62	45t	1	0	157.9
49ERS	483	339	70.2	4,584	95t	35	11	114.8
OPPONENTS	564	316	56.0	3,568	65t	15	21	68.5

Rookie Names in Italics

1990 (14-2/15-3)

NFC West Champions

George Seifert, Coach

W	13	at New Orleans (68,629), MON/S-10	12
W	26	Washington (64,287), S-16	13
W	19	Atlanta (62,858), S-23	13
-	-	BYE, S-30	-
W	24	at Houston (59,931), 0-7	21
W	45	at Atlanta (57,921), 0-14	35
W	27	Pittsburgh (64,301), 0-21	7
W	20	Cleveland (63,672), 0-28	17
W	24	at Green Bay (58,835), N-4	20
W	24	at Dallas (62,966), SUN/N-11	6
W	31	Tampa Bay (62,221), N-18	7
L	17	Los Angeles Rams (62,633), N-25	28
W	7	New York Giants (66,092), MON/D-3	3
W	20	at Cincinnati (60,084), D-9 (OT) 17	17
W	26	at Los Angeles Rams (65,619), MON/D-17	10
L	10	New Orleans (60,112), D-23	13
W	20	at Minnesota (51,590), D-30	17

353 239

NFC PLAYOFF - JAN. 12

(at San Francisco - Candlestick Park)

W	28	Washington (65,292)-SAT	10
---	----	-------------------------	----

NFC CHAMPIONSHIP - JAN. 20

(at San Francisco - Candlestick Park)

L	13	New York Giants (66,334)	15
---	----	--------------------------	----

TEAM STATISTICS

	49ers	Opp
TOTAL FIRST DOWNS	324	250
By Rushing	107	77
By Passing	201	157
By Penalties	16	16
TOTAL YARDS GAINED	5,895	4,273
By Rushing	1,718	1,258
By Passing	4,177	3,015
TOTAL PLAYS FROM SCRIMMAGE	1,074	919
Rushes	454	353
Average Gain Per Rush	3.8	3.6
NET YARDS PASSING	4,177	3,015
Passes Attempted	583	522
Passes Completed	360	265
Percent Completed	61.8	50.8
Had Intercepted	16	17
Times Sacked	37	44
Lost Attempting to Pass	194	263
PUNTS	70	82
Total Yardage of Punts	2,537	3,280
Average Length	36.2	40.0
KICKOFF RETURNS	53	66
Total Yards Returned	965	1,284
Average Length of Return	18.2	19.5
PENALTIES	104	85
Yards Penalized	828	641
FUMBLES	24	21
Own Fumbles Recovered	10	7
Opponents' Fumbles Recovered	14	14
FIELD GOALS	24	19
Field Goals Attempted	36	23
TOTAL POINTS SCORED	353	239
Touchdowns Scored	40	26
Touchdowns Rushing	12	7
Touchdowns Passing	28	17
Touchdown Returns	0	2
Extra Points	39	26
Safeties	1	0
AVG. TIME OF POSSESSION	32:49	27:11

SCORING	TDs	Ru	Pa	Int	Fu	KO	Pu	PAT	FG	S	Pts
Cofer, Mike	0	0	0	0	0	0	0	39/39	24/36	0	111
Rice, Jerry	13	0	13	0	0	0	0	0/0	0/0	0	78
Rathman, Tom	7	7	0	0	0	0	0	0/0	0/0	0	42
Taylor, John	7	0	7	0	0	0	0	0/0	0/0	0	42
Jones, Brent	5	0	5	0	0	0	0	0/0	0/0	0	30

(continued)

SCORING	TDs	Ru	Pa	Int	Fu	KO	Pu	PAT	FG	S	Pts
Sydney, Harry	3	2	1	0	0	0	0	0/0	0/0	0	18
Sherrard, Mike	2	0	2	0	0	0	0	0/0	0/0	0	12
Craig, Roger	1	1	0	0	0	0	0	0/0	0/0	0	6
Carter, Dexter	1	1	0	0	0	0	0	0/0	0/0	0	6
Montana, Joe	1	1	0	0	0	0	0	0/0	0/0	0	6
Turner, Keena	0	0	0	0	0	0	0	0/0	0/0	1	2
49ERS	40	12	28	0	0	0	0	39/39	24/36	1	353
OPPONENTS	26	7	17	1	0	0	1*	26/26	19/23	0	239

*ret. blkd punt

RUSHING	Att	Yds	Avg	LG	TD
Carter, Dexter	114	460	4.0	74t	1
Craig, Roger	141	439	3.1	26	1
Rathman, Tom	101	318	3.2	22	7
Sydney, Harry	35	166	4.7	19	2
Montana, Joe	40	162	4.1	20	1
Young, Steve	15	159	10.6	31	0
Henderson, Keith	6	14	2.3	9	0
Rice, Jerry	2	0	0.0	2	0
49ERS	454	1,718	3.8	74t	12
OPPONENTS	353	1,258	3.6	27	7

RECEIVING	No	Yds	Avg	LG	TD
Rice, Jerry	100	1,502	15.0	64t	13
Jones, Brent	56	747	13.3	67t	5
Taylor, John	49	748	15.3	78t	7
Rathman, Tom	48	327	6.8	28	0
Carter, Dexter	25	217	8.7	26	0
Craig, Roger	25	201	8.0	31	0
Sherrard, Mike	17	264	15.5	43t	2
Sydney, Harry	10	116	11.6	23t	1
Williams, Jamie	9	54	6.0	9	0
Wilson, Mike	7	89	12.7	34	0
Lewis, Ron	5	44	8.8	14	0
Walls, Wesley	5	27	5.4	11	0
Henderson, Keith	4	35	8.7	9	0
49ERS	360	4,371	12.1	78t	28
OPPONENTS	265	3,278	12.4	75t	17

INTERCEPTIONS	No	Yds	Avg	LG	TD
Waymer, Dave	7	64	9.1	24	0
Griffin, Don	3	32	10.7	23	0
Lott, Ronnie	3	26	8.7	15	0
Lewis, Kevin	1	28	28.0	28	0
Plummer, Bruce (Den/SF)	1	16	16.0	16	0
Davis, Eric	1	13	13.0	13	0
Millen, Matt	1	8	8.0	8	0
Pollard, Darryl	1	0	0.0	0	0
49ERS	17	171	10.1	28	0
OPPONENTS	16	176	11.0	65t	1

KICKOFF RETURNS	No	Yds	Avg	LG	TD
Carter, Dexter	41	783	19.1	35	0
Tillman, Spencer	6	111	18.5	30	0
Sydney, Harry	2	33	16.5	19	0
Williams, Jamie	2	7	3.5	7	0
Walls, Wesley	1	16	16.0	16	0
Griffin, Don	1	15	15.0	15	0
49ERS	53	965	18.2	35	0
OPPONENTS	66	1,284	19.5	50	0

PUNT RETURNS	No	FC	Yds	Avg	LG	TD
Taylor, John	26	5	212	8.2	30	0
Griffin, Don	16	8	105	6.6	20	0
Davis, Eric	5	3	38	7.6	24	0
Wilson, Mike	1	0	1	1.0	1	0
49ERS	48	16	356	7.4	30	0
OPPONENTS	30	13	215	7.2	20	0

PUNTING	No	Yds	Avg	TB	I-20	LG	Bk
Helton, Barry	69	2,537	36.8	8	15	56	1
49ERS	70	2,537	36.2	8	15	56	1
OPPONENTS	82	3,280	40.0	6	15	59	0

PASSING	Att	Comp	Pct	Yds	LG	TD	Int	QB
Montana, Joe	520	321	61.7	3,944	78t	26	16	89.0
Young, Steve	62	38	61.3	427	34t	2	0	92.6
Helton, Barry	1	1	100.0	0	0	0	0	79.2
49ERS	583	360	61.8	4,371	78t	28	16	89.4
OPPONENTS	522	265	50.8	3,278	75t	17	17	67.8

Rookie Names in Italics

1991 (10-6)

George Seifert, Coach

L	14	at New York Giants (76,319), MON/S-2	16
W	34	San Diego (60,753), S-8	14
L	14	at Minnesota (59,148), S-15	17
W	27	Los Angeles Rams (63,871), S-22	10
L	6	at Los Angeles Raiders (91,494), S-29	12
-	-	BYE, 0-6	-
L	34	Atlanta (57,343), 0-13	39
W	35	Detroit (61,240), 0-20	3
W	23	at Philadelphia (65,796), 0-27	7
L	14	at Atlanta (51,259), N-3	17
L	3	at New Orleans (68,591), N-10	10
W	14	Phoenix (50,180), N-17	10
W	33	at Los Angeles Rams (61,881), MON/N-25	10
W	38	New Orleans (62,092), D-1	24
W	24	at Seattle (56,711), D-8	22
W	28	Kansas City (62,672), SAT/D-14	14
W	52	Chicago (60,419), MON/D-23	14
393			239

TEAM STATISTICS

	49ers	Opp
TOTAL FIRST DOWNS	336	260
By Rushing	112	86
By Passing	197	155
By Penalties	27	19
TOTAL YARDS GAINED	5,858	4,554
By Rushing	1,861	1,512
By Passing	3,997	3,042
TOTAL PLAYS FROM SCRIMMAGE	986	929
Rushes	440	399
Average Gain Per Rush	4.2	3.8
NET YARDS PASSING	3,997	3,042
Passes Attempted	522	499
Passes Completed	325	267
Percent Completed	62.3	53.5
Had Intercepted	12	12
Times Sacked	24	31
Lost Attempting to Pass	170	212
PUNTS	56	82
Total Yardage of Punts	2,197	3,365
Average Length	39.2	41.0
KICKOFF RETURNS	50	66
Total Yards Returned	1,028	1,288
Average Length of Return	20.6	19.5
PENALTIES	114	84
Yards Penalized	902	782
FUMBLES	33	32
Own Fumbles Recovered	14	16
Opponents' Fumbles Recovered	16	19
FIELD GOALS	14	22
Field Goals Attempted	28	25
TOTAL POINTS SCORED	393	239
Touchdowns Scored	50	25
Touchdowns Rushing	19	8
Touchdowns Passing	29	16
Touchdown Returns	2	1
Extra Points	49	23
Safeties	1	0
AVG. TIME OF POSSESSION	31:34	28:26

SCORING

	TDs	Ru	Pa	Int	Fu	KO	Pu	PAT	FG	S	Pts
Cofer, Mike	0	0	0	0	0	0	0	49/50	14/28	0	91
Rice, Jerry	14	0	14	0	0	0	0	0/0	0/0	0	84
Taylor, John	9	0	9	0	0	0	0	0/0	0/0	0	54
Sydney, Harry	7	5	2	0	0	0	0	0/0	0/0	0	42
Rathman, Tom	6	6	0	0	0	0	0	0/0	0/0	0	36
Carter, Dexter	4	2	1	0	0	1	0	0/0	0/0	0	24
Young, Steve	4	4	0	0	0	0	0	0/0	0/0	0	24
Henderson, Keith	2	2	0	0	0	0	0	0/0	0/0	0	12
Sherrard, Mike	2	0	2	0	0	0	0	0/0	0/0	0	12
Griffin, Don	1	0	0	0	1	0	0	0/0	0/0	0	6
Williams, Jamie	1	0	1	0	0	0	0	0/0	0/0	0	6
Jordan, Darin	0	0	0	0	0	0	0	0/0	0/0	1	2
49ERS	50	19	29	0	1	1	0	49/50	14/28	1	393
OPPONENTS	25	8	16	0	0	1	0	23/25	22/25	0	239

RUSHING	Att	Yds	Avg	LG	TD
Henderson, Keith	137	561	4.1	25	2
Young, Steve	66	415	6.3	21	4
Carter, Dexter	85	379	4.5	53t	2
Sydney, Harry	57	245	4.3	32	5
Rathman, Tom	63	183	2.9	16	6
Bono, Steve	17	46	2.7	18	0
Tillman, Spencer	13	40	3.1	8	0
Rice, Jerry	1	2	2.0	2	0
Prokop, Joe	1	-10	-10.0	-10	0
49ERS	440	1,861	4.2	53t	19
OPPONENTS	399	1,512	3.8	37	8

RECEIVING	No	Yds	Avg	LG	TD
Rice, Jerry	80	1,206	15.1	73t	14
Taylor, John	64	1,011	15.8	97t	9
Rathman, Tom	34	286	8.4	32	0
Henderson, Keith	30	303	10.1	23	0
Jones, Brent	27	417	15.4	41	0
Sherrard, Mike	24	296	12.3	31	2
Carter, Dexter	23	253	11.0	26	1
Williams, Jamie	22	235	10.7	21	1
Sydney, Harry	13	90	6.9	19	2
Beach, Sanjay	4	43	10.8	20	0
Walls, Wesley	2	24	12.0	21	0
Tillman, Spencer	2	3	1.5	3	0
49ERS	325	4,167	12.8	97t	29
OPPONENTS	267	3,254	12.2	51	16

INTERCEPTIONS	No	Yds	Avg	LG	TD
Waymer, Dave	4	77	19.3	42	0
Lewis, Kevin	2	20	10.0	20	0
Jackson, Johnny	1	11	11.0	11	0
Romanowski, Bill	1	7	7.0	7	0
Lee, Mark	1	5	5.0	5	0
Whitmore, David	1	5	5.0	5	0
Bowles, Todd	1	0	0.0	0	0
Griffin, Don	1	0	0.0	0	0
49ERS	12	125	10.4	42	0
OPPONENTS	12	82	6.8	37	0

KICKOFF RETURNS	No	Yds	Avg	LG	TD
Carter, Dexter	37	839	22.7	98t	1
Tillman, Spencer	9	132	14.7	27	0
Beach, Sanjay	2	37	18.5	23	0
Sydney, Harry	1	13	13.0	13	0
Whitmore, David	1	7	7.0	7	0
49ERS	50	1,028	20.6	98t	1
OPPONENTS	66	1,288	19.5	100t	0

PUNT RETURNS	No	FC	Yds	Avg	LG	TD
Taylor, John	31	14	267	8.6	24	0
Bach, Sanjay	10	0	53	5.3	15	0
Lewis, Kevin	1	0	0	0.0	0	0
Griffin, Don	0	1	0	0.0	0	0
49ERS	42	15	320	7.6	24	0
OPPONENTS	30	6	239	8.0	23	0

PUNTING	No	Yds	Avg	TB	I-20	LG	Blk
Prokop, Joe	40	1,541	38.5	1	8	58	0
Mojsiejenko, Ralf	16	656	41.0	4	0	55	0
49ERS	56	2,197	39.2	5	8	58	0
OPPONENTS	82	3,365	41.0	10	17	58	0

PASSING	Att	Comp	Pct	Yds	LG	TD	Int	QB
Young, Steve	279	180	64.5	2,517	97t	17	8	101.8
Bono, Steve	237	141	59.5	1,617	78	11	4	88.5
<i>Musgrave, Bill</i>	5	4	80.0	33	15t	1	0	133.8
Sydney, Harry	1	0	0.0	0	0	0	0	39.6
49ERS	522	325	62.3	4,167	97t	29	12	96.2
OPPONENTS	499	267	53.5	3,254	51	16	12	74.5

1993 (10-6/11-7)

NFC West Champions
George Seifert, Coach

W	24	at Pittsburgh (57,502), S-5	13
L	13	at Cleveland (78,218), MON/S -13	23
W	37	Atlanta (63,032), S-19	30
L	13	at New Orleans (69,041), S-26	16
W	38	Minnesota (63,071), O-3	19
-	-	BYE, O-10	-
L	17	at Dallas (65,099), O-17	26
W	28	Phoenix (62,020), O-24	14
W	40	Los Angeles Rams (63,417), O-31	17
-	-	BYE, N-7	-
W	45	at Tampa Bay (43,835), N-14	21
W	42	New Orleans (66,500), MON/N -22	7
W	35	at Los Angeles Rams (62,143), N-28	10
W	21	Cincinnati (60,039), SUN/D -5	8
L	24	at Atlanta (64,688), SAT/D -11	27
W	55	at Detroit (77,052), D-19	17
L	7	Houston (61,744), SAT/D -25	10
L	34	Philadelphia (61,653), MON/J -3 (OT)	37
	473		295

NFC PLAYOFF - JAN. 15

(at San Francisco - Candlestick Park)

W	44	New York Giants (67,143)	3
---	----	--------------------------	---

NFC CHAMPIONSHIP - JAN. 23

(at Irving - Texas Stadium)

L	21	at Dallas (64,902)	38
---	----	--------------------	----

TEAM STATISTICS

	49ers	Opp
TOTAL FIRST DOWNS	372	297
By Rushing	134	109
By Passing	212	171
By Penalties	26	17
TOTAL YARDS GAINED	6,435	4,997
By Rushing	2,133	1,800
By Passing	4,302	3,197
TOTAL PLAYS FROM SCRIMMAGE	1,022	1,012
Rushes	463	404
Average Gain Per Rush	4.6	4.5
NET YARDS PASSING	4,302	3,197
Passes Attempted	524	564
Passes Completed	354	314
Percent Completed	67.6	55.7
Had Intercepted	17	19
Times Sacked	35	44
Lost Attempting to Pass	178	316
PUNTS	42	68
Total Yardage of Punts	1,718	2,985
Average Length	40.9	43.9
KICKOFF RETURNS	40	61
Total Yards Returned	715	1,196
Average Length of Return	17.9	19.6
PENALTIES	95	99
Yards Penalized	800	743
FUMBLES	32	20
Own Fumbles Recovered	19	9
Opponents' Fumbles Recovered	11	13
FIELD GOALS	16	27
Field Goals Attempted	26	30
TOTAL POINTS SCORED	473	295
Touchdowns Scored	61	30
Touchdowns Rushing	26	6
Touchdowns Passing	29	23
Touchdown Returns	6	1
Extra Points	59	30
Safeties	0	2
AVG. TIME OF POSSESSION	30:24	29:36

SCORING	TDs	Ru	Pa	Int	Fu	KO	Pu	PAT	FG	S	Pts
Cofer, Mike	0	0	0	0	0	0	0	59/61	16/26	0	107
Rice, Jerry	16	1	15	0	0	0	0	0/0	0/0	0	96
Watters, Ricky	11	10	1	0	0	0	0	0/0	0/0	0	66
Logan, Marc	7	7	0	0	0	0	0	0/0	0/0	0	42
Taylor, John	5	0	5	0	0	0	0	0/0	0/0	0	30
Jones, Brent	3	0	3	0	0	0	0	0/0	0/0	0	18
Lee, Amp	3	1	2	0	0	0	0	0/0	0/0	0	18

(continued)

SCORING	TDs	Ru	Pa	Int	Fu	KO	Pu	PAT	FG	S	Pts
Rathman, Tom	3	3	0	0	0	0	0	0/0	0/0	0	18
Carter, Dexter	2	1	0	0	0	0	1	0/0	0/0	0	12
Davis, Eric	2	0	0	1	1	0	0	0/0	0/0	0	12
Young, Steve	2	2	0	0	0	0	0	0/0	0/0	0	12
Beach, Sanjay	1	0	1	0	0	0	0	0/0	0/0	0	6
Bono, Steve	1	1	0	0	0	0	0	0/0	0/0	0	6
Hanks, Merton	1	0	0	1	0	0	0	0/0	0/0	0	6
McGruder, Mike	1	0	0	1	0	0	0	0/0	0/0	0	6
Singleton, Nate	1	0	1	0	0	0	0	0/0	0/0	0	6
Tamm, Ralph	1	0	0	0	1	0	0	0/0	0/0	0	6
Williams, Jamie	1	0	1	0	0	0	0	0/0	0/0	0	6
49ERS	61	26	29	3	2	0	1	59/61	16/26	0	473
OPPONENTS	30	6	23	0	0	0	0	30/30	27/30	2	295
RUSHING	Att	Yds	Avg	LG	TD						
Watters, Ricky	208	950	4.6	39	10						
Young, Steve	69	407	5.9	35	2						
Logan, Marc	58	280	4.8	45	7						
Lee, Amp	72	230	3.2	13	1						
Rathman, Tom	19	80	4.2	19	3						
Carter, Dexter	10	72	7.2	50t	1						
Rice, Jerry	3	69	23.0	43t	1						
Taylor, John	2	17	8.5	12	0						
Walker, Adam	5	17	3.4	11	0						
Bono, Steve	12	14	1.2	10	1						
Wilmsmeyer, Klaus	2	0	0.0	0	0						
Musgrave, Bill	3	-3	-1.0	-1	0						
49ERS	463	2,133	4.6	50t	26						
OPPONENTS	404	1,800	4.5	41	6						
RECEIVING	No	Yds	Avg	LG	TD						
Rice, Jerry	98	1,503	15.3	80t	15						
Jones, Brent	68	735	10.8	29	3						
Taylor, John	56	940	16.8	76t	5						
Logan, Marc	37	348	9.4	24	0						
Watters, Ricky	31	326	10.5	48t	1						
Williams, Jamie	16	132	8.3	15	1						
Lee, Amp	16	115	7.2	22	2						
Rathman, Tom	10	86	8.6	17	0						
Singleton, Nate	8	126	15.8	33	1						
Beach, Sanjay	5	59	11.8	20t	1						
Turner, Odessa	3	64	21.3	32	0						
Carter, Dexter	2	40	20.0	14	0						
Young, Steve	2	2	1.0	6	0						
Walker, Adam	1	4	4.0	4	0						
49ERS	354	4,480	12.7	80t	29						
OPPONENTS	314	3,513	11.2	65t	23						
INTERCEPTIONS	No	Yds	Avg	LG	TD						
McGruder, Michael	5	89	17.8	37	1						
Davis, Eric	4	45	11.3	41t	1						
Hanks, Merton	3	104	34.7	67t	1						
McDonald, Tim	3	23	7.7	21	0						
Griffin, Don	3	6	2.0	3	0						
Johnson, John	1	0	0.0	0	0						
49ERS	19	267	14.1	67t	3						
OPPONENTS	17	157	9.2	30	0						
KICKOFF RETURNS	No	Yds	Avg	LG	TD						
Carter, Dexter	25	494	19.8	60	0						
Lee, Amp	10	160	16.0	28	0						
Walker, Adam	3	51	17.0	30	0						
Brandes, John	1	10	10.0	10	0						
Kelm, Larry	1	0	0.0	0	0						
49ERS	40	715	17.9	60	0						
OPPONENTS	61	1,196	19.6	50	1						
PUNT RETURNS	No	FC	Yds	Avg	LG	TD					
Carter, Dexter	34	20	411	12.1	72t	1					
Kelm, Larry	1	0	0	0.0	0	0					
49ERS	35	20	411	11.7	72t	1					
OPPONENTS	15	8	171	11.4	50	0					
PUNTING	No	Yds	Avg	TB	I-20	LG	Blk				
Wilmsmeyer, Klaus	42	1,718	40.9	5	11	61	0				
49ERS	42	1,718	40.9	5	11	61	0				
OPPONENTS	68	2,985	43.9	5	12	57	0				
PASSING	Att	Comp	Pct	Yds	LG	TD	Int	QB			
Young, Steve	462	314	68.0	4,023	80t	29	16	101.5			
Bono, Steve	61	39	63.9	416	33	0	1	76.9			
Taylor, John	1	1	100.0	41	41	0	0	118.8			
49ERS	524	354	67.6	4,480	80t	29	17	98.9			
OPPONENTS	564	314	55.7	3,513	65t	23	19	74.0			

Rookie Names in Italics

1994 (13-3/16-3)
NFC West Champions – World Champions
George Seifert, Coach

W	44	Los Angeles Raiders (68,032), MON/S–5	14
L	17	at Kansas City (79,907), S–11	24
W	34	at Los Angeles Rams (56,479), S–18	19
W	24	New Orleans (63,971), S–25	13
L	8	Philadelphia (64,843), O–2	40
W	27	at Detroit (77,340), O–9	21
W	42	at Atlanta (67,298), O–16	3
W	41	Tampa Bay (62,741), O–23	16
–	–	BYE, O–30	
W	37	at Washington (54,335), N–6	22
W	21	Dallas (69,014), N–13	14
W	31	Los Angeles Rams (62,774), SUN/N–20	27
W	35	at New Orleans (61,304), MON/N–28	14
W	50	Atlanta (60,549), D–4	14
W	38	at San Diego (62,105), SAT/D–11	15
W	42	Denver (64,884), SAT/D–17	19
L	14	at Minnesota (63,326), MON/D–26	21
505			296
NFC PLAYOFF - JAN. 7 (at San Francisco – Candlestick Park)			
W	44	Chicago (64,644)– SAT	15
NFC CHAMPIONSHIP - JAN. 15 (at San Francisco – Candlestick Park)			
W	38	Dallas (69,125)	28
SUPER BOWL XXIX - JAN. 29 (at Miami – Joe Robbie Stadium)			
W	49	San Diego (74,107)	26

TEAM STATISTICS			49ers	Opp
TOTAL FIRST DOWNS			362	285
By Rushing			122	82
By Passing			210	182
By Penalties			30	21
TOTAL YARDS GAINED			6,060	4,839
By Rushing			1,897	1,338
By Passing			4,163	3,501
TOTAL PLAYS FROM SCRIMMAGE			1,037	996
Rushes			491	375
Average Gain Per Rush			3.9	3.6
NET YARDS PASSING			4,163	3,501
Passes Attempted			511	583
Passes Completed			359	329
Percent Completed			70.3	56.4
Had Intercepted			11	23
Times Sacked			35	38
Lost Attempting to Pass			199	255
PUNTS			54	77
Total Yardage of Punts			2,235	3,274
Average Length			41.4	42.5
KICKOFF RETURNS			58	89
Total Yards Returned			1,244	1,912
Average Length of Return			21.4	21.5
PENALTIES			109	108
Yards Penalized			890	912
FUMBLES			25	25
Own Fumbles Recovered			12	13
Opponents' Fumbles Recovered			12	13
FIELD GOALS			15	15
Field Goals Attempted			20	21
TOTAL POINTS SCORED			505	296
Touchdowns Scored			66	35
Touchdowns Rushing			23	16
Touchdowns Passing			37	15
Touchdown Returns			6	4
Extra Points			60	23
Safeties			0	2
AVG. TIME OF POSSESSION			31:38	28:22

SCORING													
	TDs	Ru	Pa	Int	Fu	KO	Pu	PAT	FG	S	Pts		
Brien, Doug	0	0	0	0	0	0	0	60/62	15/20	0	105		
Rice, Jerry	15	2	13	0	0	0	0	0/0	0/0	0	92		
Watters, Ricky	11	6	5	0	0	0	0	0/0	0/0	0	66		
Jones, Brent	9	0	9	0	0	0	0	0/0	0/0	0	56		
Young, Steve	7	7	0	0	0	0	0	0/0	0/0	0	42		
Floyd, William	6	6	0	0	0	0	0	0/0	0/0	0	36		

Rookie Names in Italics

(continued)

SCORING													
	TDs	Ru	Pa	Int	Fu	KO	Pu	PAT	FG	S	Pts		
Taylor, John	5	0	5	0	0	0	0	0/0	0/0	0	30		
Sanders, Deion	3	0	0	3	0	0	0	0/0	0/0	0	18		
Logan, Marc	2	1	1	0	0	0	0	0/0	0/0	0	12		
McCaffrey, Ed	2	0	2	0	0	0	0	0/0	0/0	0	12		
McDonald, Tim	2	0	0	1	1	0	0	0/0	0/0	0	12		
Singleton, Nate	2	0	2	0	0	0	0	0/0	0/0	0	12		
Carter, Dexter	1	0	0	0	0	1	0	0/0	0/0	0	6		
Walker, Adam	1	1	0	0	0	0	0	0/0	0/0	0	6		
49ERS	66	23	37	4	1	1	0	60/62	15/20	0	505		
OPPONENTS	35	16	15	1	3	0	0	23/23	15/21	2	296		

RUSHING						
	Att	Yds	Avg	LG	TD	
Watters, Ricky	239	877	3.7	23	6	
Floyd, William	87	305	3.5	26	6	
Young, Steve	58	293	5.1	27	7	
Logan, Marc	33	143	4.3	22	1	
Loville, Derek	31	99	3.2	13	0	
Rice, Jerry	7	93	13.3	28t	2	
Walker, Adam	13	54	4.2	14	1	
Carter, Dexter	8	34	4.3	18	0	
Grbac, Elvis	13	1	0.1	6	0	
Taylor, John	2	–2	–1.0	1	0	
49ERS	491	1,897	3.9	28t	23	
OPPONENTS	375	1,338	3.6	44t	16	

RECEIVING						
	No	Yds	Avg	LG	TD	
Rice, Jerry	112	1,499	13.4	69t	13	
Watters, Ricky	66	719	10.9	65t	5	
Jones, Brent	49	670	13.7	69t	9	
Taylor, John	41	531	13.0	35	5	
Singleton, Nate	21	294	14.0	43t	2	
Floyd, William	19	145	7.6	15	0	
Logan, Marc	16	97	6.1	15	1	
Popson, Ted	13	141	10.9	24	0	
McCaffrey, Ed	11	131	11.9	32	2	
Carter, Dexter	7	99	14.1	44	0	
Loville, Derek	2	26	13.0	19	0	
Carolan, Brett	2	10	5.0	6	0	
49ERS	359	4,362	12.2	69t	37	
OPPONENTS	329	3,756	11.4	90	15	

INTERCEPTIONS						
	No	Yds	Avg	LG	TD	
Hanks, Merton	7	93	13.3	38	0	
Sanders, Deion	6	303	50.5	93t	3	
McDonald, Tim	2	79	39.5	73t	1	
Hall, Dana	2	0	0.0	0	0	
Cook, Toi	1	18	18.0	18	0	
Davis, Eric	1	8	8.0	8	0	
Drakeford, Tyronne	1	6	6.0	6	0	
Plummer, Gary	1	1	1.0	1	0	
Brown, Dennis	1	0	0.0	0	0	
Norton, Ken, Jr.	1	0	0.0	0	0	
49ERS	23	508	22.1	93t	4	
OPPONENTS	11	107	9.7	36t	1	

KICKOFF RETURNS						
	No	Yds	Avg	LG	TD	
Carter, Dexter	48	1,105	23.0	96t	1	
Walker, Adam	6	82	13.7	19	0	
Loville, Derek	2	34	17.0	19	0	
Singleton, Nate	2	23	11.5	17	0	
49ERS	58	1,244	21.5	96t	1	
OPPONENTS	89	1,912	21.5	51	0	

PUNT RETURNS						
	No	FC	Yds	Avg	LG	TD
Carter, Dexter	38	12	321	8.5	26	0
Singleton, Nate	2	1	13	6.5	8	0
49ERS	40	13	334	8.4	26	0
OPPONENTS	28	10	242	8.6	43	0

PUNTING							
	No	Yds	Avg	TB	I-20	LG	Blk
Wilmsmeyer, Klaus	54	2,235	41.4	3	18	60	0
49ERS	54	2,235	41.4	3	18	60	0
OPPONENTS	77	3,274	42.5	9	19	65	0

PASSING									
	Att	Comp	Pct	Yds	LG	TD	Int	LG	QB
Young, Steve	461	324	70.3	3,969	69t	35	10	112.8	
Grbac, Elvis	50	35	70.0	393	42	2	1	98.2	
49ERS	511	359	70.3	4,362	69t	37	11	111.4	
OPPONENTS	583	329	56.4	3,756	90	15	23	68.1	

1995 (11-5/11-6)

**NFC West Champions
George Seifert, Coach**

W	24	at New Orleans (66,627), S-3	22
W	41	Atlanta (63,627), S-10	10
W	28	New England (66,179), S-17	3
L	24	at Detroit (76,236), MON/S -25	27
W	20	New York Giants (65,536), O-1	6
-	-	BYE, O-8	-
L	17	at Indianapolis (60,273), O-15	18
W	44	at St. Louis Rams (59,915), O-22	10
L	7	New Orleans (65,272), O-29	11
L	7	Carolina (61,722), N-5	13
W	38	at Dallas (65,180), N-12	20
W	44	at Miami (73,080), MON/N -20	20
W	41	St. Louis Rams (66,049), N-26	13
W	27	Buffalo (65,568), SUN/D -3	17
W	31	at Carolina (76,136), D-10	10
W	37	Minnesota (64,975), MON/D -18	30
L	27	at Atlanta (51,785), D-24	28
457			258
NFC PLAYOFF - JAN. 6			
(at San Francisco - 3Com Park)			
L	17	Green Bay (69,311)- SAT	27

TEAM STATISTICS	49ers	Opp
TOTAL FIRST DOWNS	355	264
By Rushing	109	57
By Passing	231	192
By Penalties	15	15
TOTAL YARDS GAINED	6,087	4,398
By Rushing	1,479	1,061
By Passing	4,608	3,337
TOTAL PLAYS FROM SCRIMMAGE	1,092	999
Rushes	415	348
Average Gain Per Rush	3.6	3.1
NET YARDS PASSING	4,608	3,337
Passes Attempted	644	611
Passes Completed	432	330
Percent Completed	67.1	54.0
Had Intercepted	16	26
Times Sacked	33	40
Lost Attempting to Pass	171	240
PUNTS	57	70
Total Yardage of Punts	2,312	2,918
Average Length	40.6	41.7
KICKOFF RETURNS	58	82
Total Yards Returned	1,183	1,857
Average Length of Return	20.4	22.6
PENALTIES	88	74
Yards Penalized	711	556
FUMBLES	21	23
Own Fumbles Recovered	9	15
Opponents' Fumbles Recovered	8	12
FIELD GOALS	20	27
Field Goals Attempted	28	32
TOTAL POINTS SCORED	457	258
Touchdowns Scored	57	26
Touchdowns Rushing	19	5
Touchdowns Passing	29	19
Touchdown Returns	9	2
Extra Points	51	17
Safeties	0	0
AVG. TIME OF POSSESSION	31:56	28:04
SCORING	TDs Ru Pa Int Fu KO Pu PAT FG S Pts	
Rice, Jerry	17 1 15 0 1 0 0 0/0	0/0 0 104
Loville, Derek	13 10 3 0 0 0 0 0/0	0/0 0 80
Wilkins, Jeff	0 0 0 0 0 0 0 27/29	12/13 0 63
Brien, Doug	0 0 0 0 0 0 0 19/19	7/12 0 40
Stokes, J.J.	4 0 4 0 0 0 0 0/0	0/0 0 24
Floyd, William	3 2 1 0 0 0 0 0/0	0/0 0 18
Jones, Brent	3 0 3 0 0 0 0 0/0	0/0 0 18
Young, Steve	3 3 0 0 0 0 0 0/0	0/0 0 18
Grbac, Elvis	2 2 0 0 0 0 0 0/0	0/0 0 12
McDonald, Tim	2 0 0 2 0 0 0 0/0	0/0 0 12
Norton, Ken	2 0 0 2 0 0 0 0/0	0/0 0 12
Taylor, John	2 0 2 0 0 0 0 0/0	0/0 0 12
Zendejas, Tony	0 0 0 0 0 0 0 5/6	1/3 0 8
Carter, Dexter	1 0 0 0 0 0 0 1/0	0/0 0 6
Davis, Eric	1 0 0 1 0 0 0 0/0	0/0 0 6

Rookie Names in Italics

(continued)

SCORING	TDs Ru Pa Int Fu KO Pu PAT FG S Pts	
Hanks, Merton	1 0 0 0 1 0 0 0/0	0/0 0 6
Singleton, Nate	1 0 1 0 0 0 0 0/0	0/0 0 6
Walker, Adam	1 1 0 0 0 0 0 0/0	0/0 0 6
Woodall, Lee	1 0 0 0 1 0 0 0/0	0/0 0 6
49ERS	57 19 29 5 3 0 1 51/54	20/28 0 457
OPPONENTS	26 5 19 2 0 0 0 17/18	27/32 0 258
2-pt conversions: D. Loville, J. Rice, Team: 2-3		
RUSHING	Att Yds Avg LG TD	
Loville, Derek	218 723 3.3 27 10	
Young, Steve	50 250 5.0 29 3	
Floyd, William	64 237 3.7 23 2	
Ervins, Ricky	23 88 3.8 13 0	
Walker, Adam	14 44 3.1 16 1	
Rice, Jerry	5 36 7.2 20 1	
Willis, Jamal	12 35 2.9 15 0	
Grbac, Elvis	20 33 1.7 11 2	
Carter, Dexter	7 22 3.1 15 0	
Lynn, Anthony	2 11 5.5 6 0	
49ERS	415 1,479 3.6 29 19	
OPPONENTS	348 1,061 3.1 33 5	
RECEIVING	No Yds Avg LG TD	
Rice, Jerry	122 1,848 15.1 81 15	
Loville, Derek	87 662 7.6 31 3	
Jones, Brent	60 595 9.9 39 3	
Floyd, William	47 348 7.4 23 1	
Stokes, J.J.	38 517 13.6 41 4	
Taylor, John	29 387 13.3 40 2	
Popson, Ted	16 128 8.0 16 0	
Walker, Adam	11 78 7.1 15 0	
Singleton, Nate	8 108 13.5 23 1	
Thomas, Chris	6 73 12.2 23 0	
Willis, Jamal	3 8 2.7 5 0	
Ervins, Ricky	2 21 10.5 11 0	
Carter, Dexter	1 4 4.0 4 0	
Carolan, Brett	1 3 3.0 3 0	
Dalman, Chris	1 -1 -1.0 -1 0	
49ERS	432 4,779 11.1 81 29	
OPPONENTS	330 3,577 10.8 53 19	
INTERCEPTIONS	No Yds Avg LG TD	
Drakeford, Tyronne	5 54 10.8 37 0	
Hanks, Merton	5 31 6.2 23 0	
McDonald, Tim	4 135 33.8 52 2	
Norton, Ken, Jr.	3 102 34.0 46 2	
Davis, Eric	3 84 28.0 86 1	
Woodall, Lee	2 0 0.0 0 0	
Dodge, Dedrick	1 13 13.0 13 0	
Stubblefield, Dana	1 12 12.0 12 0	
Jackson, Rickey	1 1 1.0 1 0	
Pope, Marquez	1 -7 -7.0 -7 0	
49ERS	26 425 16.4 86 5	
OPPONENTS	16 247 15.4 96 2	
KICKOFF RETURNS	No Yds Avg LG TD	
Carter, Dexter	23 522 22.7 46 0	
Willis, Jamal	17 427 25.1 39 0	
Ervins, Ricky	5 32 6.4 14 0	
Warren, Terrence	4 67 16.8 21 0	
Thomas, Mark	3 49 16.3 20 0	
Dalman, Chris	3 29 9.7 12 0	
Caldwell, Mike	2 40 20.0 20 0	
Walker, Adam	1 17 17.0 17 0	
49ERS	58 1,183 20.4 46 0	
OPPONENTS	82 1,857 22.7 71 1	
PUNT RETURNS	No FC Yds Avg LG TD	
Carter, Dexter	9 7 164 18.2 78 1	
Taylor, John	11 9 56 5.1 11 0	
Singleton, Nate	5 1 27 5.4 19 0	
Hanks, Merton	1 0 0 0.0 0 0	
Thomas, Chris	1 0 25 25.0 25 0	
49ERS	27 17 272 10.1 78 1	
OPPONENTS	26 20 292 11.2 74 0	
PUNTING	No Yds Avg TB I-20 LG Bk	
Thompson, Tommy	57 2,312 40.6 5 13 65 0	
49ERS	57 2,312 40.6 5 13 65 0	
OPPONENTS	70 2,918 41.7 11 19 55 0	
PASSING	Att Comp Pct Yds LG TD Int QB	
Young, Steve	447 299 66.9 3,200 57 20 11 92.3	
Grbac, Elvis	183 127 69.4 1,469 81 8 5 80.8	
Conklin, Cary	12 4 33.3 48 28 0 0 46.5	
Rice, Jerry	1 1 100.0 41 41 1 0 158.3	
Taylor, John	1 1 100.0 21 21 0 0 118.8	
49ERS	644 432 67.1 4,779 81 29 16 93.6	
OPPONENTS	611 330 54.0 3,577 53 19 26 64.1	

1996 (12-4/13-5)
George Seifert, Coach

W	27	New Orleans (63,970), S-1	11
W	34	St. Louis (63,624), S-8	0
-	-	BYE, S-15	-
L	7	at Carolina (72,224), S-22	23
W	39	Atlanta (62,995), S-29	17
W	28	at St. Louis (61,260), O-6	11
L	20	at Green Bay (60,716), MON /O-14	(OT) 23
W	28	Cincinnati (63,218), O-20	21
W	10	at Houston (53,664), O-27	9
W	24	at New Orleans (53,297), SUN /N-3	17
L	17	Dallas (68,919), N-10	(OT) 20
W	38	Baltimore (51,597), N-17	20
W	19	at Washington (54,235), N-24	(OT) 16
W	34	at Atlanta (46,318), MON /D-2	10
L	24	Carolina (66,291), D-8	30
W	25	at Pittsburgh (59,823), D-15	15
W	24	Detroit (61,921), MON /D-23	14
398			257
NFC WILD CARD - DEC. 29 (at San Francisco - 3Com Park)			
W	14	Philadelphia (56,460)	0
NFC PLAYOFF - JAN. 4 (at Green Bay - Lambeau Field)			
L	14	Green Bay (60,787)	35

TEAM STATISTICS		49ers	Opp									
TOTAL FIRST DOWNS		315	269									
By Rushing		108	76									
By Passing		188	164									
By Penalties		19	29									
TOTAL YARDS GAINED		5,506	4,661									
By Rushing		1,847	1,497									
By Passing		3,659	3,164									
TOTAL PLAYS FROM SCRIMMAGE		1,046	1,021									
Rushes		454	418									
Average Gain Per Rush		4.1	3.6									
NET YARDS PASSING		3,659	3,164									
Passes Attempted		550	558									
Passes Completed		358	287									
Percent Completed		65.1	51.4									
Had Intercepted		16	20									
Times Sacked		42	45									
Lost Attempting to Pass		200	297									
PUNTS		73	88									
Total Yardage of Punts		3,217	3,695									
Average Length		44.1	42.0									
KICKOFF RETURNS		59	77									
Total Yards Returned		1,258	1,414									
Average Length of Return		21.3	18.4									
PENALTIES		119	97									
Yards Penalized		925	819									
FUMBLES		16	29									
Own Fumbles Recovered		8	15									
Opponents' Fumbles Recovered		14	8									
FIELD GOALS		30	26									
Field Goals Attempted		34	29									
TOTAL POINTS SCORED		398	257									
Touchdowns Scored		43	25									
Touchdowns Rushing		17	4									
Touchdowns Passing		24	21									
Touchdown Returns		2	0									
Extra Points		40	21									
Safeties		4	0									
AVG. TIME OF POSSESSION		31:28	28:32									
SCORING		TDs	Ru	Pa	Int	Fu	KO	Pu	PAT	FG	S	Pts
Wilkins, Jeff		0	0	0	0	0	0	0	40/40	30/34	0	130
Rice, Jerry		9	1	8	0	0	0	0	0/0	0/0	0	54
Popson, Ted		6	0	6	0	0	0	0	0/0	0/0	0	36
Young, Steve		4	4	0	0	0	0	0	0/0	0/0	0	26
Kirby, Terry		4	3	1	0	0	0	0	0/0	0/0	0	24
Loville, Derek		4	2	2	0	0	0	0	0/0	0/0	0	24
Owens, Terrell		4	0	4	0	0	0	0	0/0	0/0	0	24
Floyd, William		3	2	1	0	0	0	0	0/0	0/0	0	18
Grbac, Elvis		2	2	0	0	0	0	0	0/0	0/0	0	12
Vardell, Tommy		2	2	0	0	0	0	0	0/0	0/0	0	12
Carter, Dexter		1	1	0	0	0	0	0	0/0	0/0	0	6

Rookie Names in Italics

(continued)

SCORING		TDs	Ru	Pa	Int	Fu	KO	Pu	PAT	FG	S	Pts
Doleman, Chris		1	0	0	0	1	0	0	0/0	0/0	0	6
Jones, Brent		1	0	1	0	0	0	0	0/0	0/0	0	6
Pope, Marquez		1	0	0	1	0	0	0	0/0	0/0	0	6
<i>Uwaezuoke, Iheanyi</i>		1	0	1	0	0	0	0	0/0	0/0	0	6
Young, Bryant		0	0	0	0	0	0	0	0/0	0/0	2	4
49ERS		43	17	24	1	1	0	0	40/40	30/34	4*	394
OPPONENTS		25	4	21	0	0	0	0	21/21	26/29	0	257
2-pt conversions: S. Young, Team: 1-3, Opponents: 4-4 *49ers credited with 2 team safeties												
RUSHING		Att	Yds	Avg	LG	TD						
Kirby, Terry		134	559	4.2	31	3						
Young, Steve		52	310	6.0	33	4						
Loville, Derek		70	229	3.3	16	2						
Vardell, Tommy		58	192	3.3	17	2						
Floyd, William		47	186	4.0	12	2						
Lynn, Anthony		24	164	6.8	67	0						
Rice, Jerry		11	77	7.0	38	1						
Carter, Dexter		19	66	3.5	18	1						
Brohm, Jeff		16	43	2.7	22	0						
Grbac, Elvis		23	21	0.9	12	2						
49ERS		454	1,847	4.1	67	17						
OPPONENTS		418	1,497	3.6	54t	4						
RECEIVING		No	Yds	Avg	LG	TD						
Rice, Jerry		108	1,254	11.6	39	8						
Kirby, Terry		52	439	8.4	52	1						
<i>Owens, Terrell</i>		35	520	14.9	46t	4						
Jones, Brent		33	428	13.0	39	1						
Vardell, Tommy		28	179	6.4	22	0						
Popson, Ted		26	301	11.6	39t	6						
Floyd, William		26	197	7.6	24	1						
Stokes, J.J.		18	249	13.8	40	0						
Loville, Derek		16	138	8.6	44t	2						
<i>Uwaezuoke, Iheanyi</i>		7	91	13.0	29t	1						
<i>Manuel, Sean</i>		3	18	6.0	7	0						
Lynn, Anthony		2	14	7.0	8	0						
Caldwell, Mike		2	9	4.5	8	0						
Cooper, Adrian		1	11	11.0	11	0						
Singleton, Nate		1	11	11.0	11	0						
49ERS		358	3,859	10.8	52	24						
OPPONENTS		287	3,461	12.1	65t	21						
INTERCEPTIONS		No	Yds	Avg	LG	TD						
Pope, Marquez		6	98	16.3	55t	1						
Hanks, Merton		4	7	1.8	8	0						
Dodge, Dedrick		3	27	9.0	26	0						
McDonald, Tim		2	14	7.0	14	0						
Doleman, Chris		2	1	0.5	1	0						
Stubblefield, Dana		1	15	15.0	15	0						
Drakeford, Tyrone		1	11	11.0	11	0						
Israel, Steve		1	3	3.0	3	0						
49ERS		20	176	8.8	55t	1						
OPPONENTS		16	107	6.7	35	0						
KICKOFF RETURNS		No	Yds	Avg	LG	TD						
Carter, Dexter		41	909	22.2	71	0						
Loville, Derek		10	229	22.9	35	0						
<i>Owens, Terrell</i>		3	47	15.7	18	0						
Deese, Derrick		2	20	10.0	12	0						
Kirby, Terry		1	22	22.0	22	0						
<i>Uwaezuoke, Iheanyi</i>		1	21	21.0	21	0						
Singleton, Nate		1	10	10.0	10	0						
49ERS		59	1,258	21.3	71	0						
OPPONENTS		77	1,414	18.4	58	0						
PUNT RETURNS		No	FC	Yds	Avg	LG	TD					
Carter, Dexter		36	17	317	8.8	52	0					
Singleton, Nate		2	0	32	16.0	21	0					
Kirby, Terry		1	4	3	3.0	3	0					
49ERS		39	21	352	9.0	52	0					
OPPONENTS		36	11	235	6.5	22	0					
PUNTING		No	Yds	Avg	TB	I-20	LG	Bik				
Thompson, Tommy		73	3,217	44.1	6	20	65	2				
49ERS		73	3,217	42.9	6	20	65	2				
OPPONENTS		88	3,695	42.0	11	23	62	0				
PASSING		Att	Comp	Pct	Yds	LG	TD	Int	23	LG	QB	
Young, Steve		316	214	67.7	2,410	52	14	6	20	65	2	
Grbac, Elvis		197	122	61.9	1,236	40	8	10	23	62	0	
Brohm, Jeff		34	21	61.8	189	49	1	0	23	62	0	
Kirby, Terry		2	1	50.0	24	24t	1	0	23	62	0	
Rice, Jerry		1	0	0.0	0	0	0	0	23	62	0	
49ERS		550	358	65.1	3,859	52	24	16	20	65	88.0	
OPPONENTS		558	287	51.4	3,461	65t	21	20	20	68.4		

**1997 (13-3/14-4)
NFC West Champions
Steve Mariucci, Coach**

L	6	at Tampa Bay (62,554), A-31	13
W	15	at St. Louis (64,630), S-7	12
W	33	New Orleans (61,838), S-14	7
W	34	Atlanta (60,404), S-21	7
W	34	at Carolina (70,972), MON/S -29	21
-	-	BYE, 0-5	-
W	30	St. Louis (63,825), 0-12	10
W	35	at Atlanta (53,378), 0-19	28
W	23	at New Orleans (60,443), 0-26	0
W	17	Dallas (68,657), N-2	10
W	24	at Philadelphia (67,133), MON/N -10	12
W	27	Carolina (61,500), N-16	19
W	17	San Diego (61,195), N-23	10
L	9	at Kansas City (77,535), N-30	44
W	28	Minnesota (55,761), D-7	17
W	34	Denver (68,461), MON/D -15	17
L	9	at Seattle (66,253), SUN/D -21	38
375			265
NFC PLAYOFF - JAN. 3			
(at San Francisco - 3Com Park)			
W	38	Minnesota (65,018)- SAT	22
NFC CHAMPIONSHIP - JAN. 11			
(at San Francisco - 3Com Park)			
L	10	Green Bay (68,987)	23

TEAM STATISTICS

TOTAL FIRST DOWNS	49ers	Opp
By Rushing	294	242
By Passing	106	67
By Penalties	167	145
TOTAL YARDS GAINED	5,112	4,013
By Rushing	1,969	1,366
By Passing	3,143	2,647
TOTAL PLAYS FROM SCRIMMAGE	999	949
Rushes	523	386
Average Gain Per Rush	3.8	3.5
NET YARDS PASSING	3,143	3,164
Passes Attempted	432	558
Passes Completed	278	287
Percent Completed	64.4	50.7
Had Intercepted	11	25
Times Sacked	44	54
Lost Attempting to Pass	289	364
PUNTS	78	82
Total Yardage of Punts	3,182	3,473
Average Length	40.8	42.4
KICKOFF RETURNS	50	82
Total Yards Returned	1,133	1,746
Average Length of Return	22.7	21.3
PENALTIES	115	91
Yards Penalized	979	742
FUMBLES	22	24
Own Fumbles Recovered	13	8
Opponents' Fumbles Recovered	16	9
FIELD GOALS	29	16
Field Goals Attempted	36	20
TOTAL POINTS SCORED	375	265
Touchdowns Scored	41	31
Touchdowns Rushing	16	5
Touchdowns Passing	20	23
Touchdown Returns	5	3
Extra Points	38	29
Safeties	0	1
AVG. TIME OF POSSESSION	32:28	27:32
SCORING	TDs Ru Pa Int Fu KO Pu PAT FG S Pts	
Anderson, Gary	0 0 0 0 0 0 0 38/38	29/36 0 125
Kirby, Terry	8 6 1 0 0 1 0 0/0	0/0 0 52
Owens, Terrell	8 0 8 0 0 0 0 0/0	0/0 0 48
Hearst, Garrison	6 4 2 0 0 0 0 0/0	0/0 0 36
Floyd, William	4 3 1 0 0 0 0 0/0	0/0 0 24
Stokes, J.J.	4 0 4 0 0 0 0 0/0	0/0 0 24
Young, Steve	3 3 0 0 0 0 0 0/0	0/0 0 18
Hanks, Merton	2 0 0 1 1 0 0 0/0	0/0 0 12

Rookie Names in Italics

(continued)

SCORING	TDs Ru Pa Int Fu KO Pu PAT FG S Pts	
Jones, Brent	2 0 2 0 0 0 0 0/0	0/0 0 12
Clark, Greg	1 0 1 0 0 0 0 0/0	0/0 0 6
Greene, Kevin	1 0 0 0 1 0 0 0/0	0/0 0 6
Levy, Chuck	1 0 0 0 0 0 1 0/0	0/0 0 6
Rice, Jerry	1 0 1 0 0 0 0 0/0	0/0 0 6
49ERS	41 16 20 1 2 1 1 38/38	29/36 0 375
OPPONENTS	31 5 23 2 1 0 0 29/29	16/20 1 265
2-pt conversions: T. Kirby 2, Team: 2-3, Opponents: 0-2		

RUSHING	Att Yds Avg LG TD	
Hearst, Garrison	234 1,019 4.4	51 4
Kirby, Terry	125 418 3.3	38 6
Floyd, William	78 231 3.0	22 3
Young, Steve	50 199 4.0	13 3
Levy, Chuck	16 90 5.6	24 0
Edwards, Marc	5 17 3.4	6 0
Brohm, Jeff	4 11 2.8	10 0
Druckenmiller, Jim	10 -6 -0.6	2 0
Rice, Jerry	1 -10 -10.0	-10 0
49ERS	523 1,969 3.8	51 16
OPPONENTS	386 1,366 3.5	46 5

RECEIVING	No Yds Avg LG TD	
Owens, Terrell	60 936 15.6	56t 8
Stokes, J.J.	58 733 12.6	36 4
Floyd, William	37 321 8.7	44t 1
Jones, Brent	29 383 13.2	33 2
Kirby, Terry	23 279 12.1	82 1
Hearst, Garrison	21 194 9.2	69 2
Uwaezuoke, Iheanyi	14 165 11.8	25 0
Clark, Greg	8 96 12.0	23 1
Rice, Jerry	7 78 11.1	16 1
Edwards, Marc	6 48 8.0	19 0
Fann, Chad	5 78 15.6	21 0
Levy, Chuck	5 68 13.6	30 0
Harris, Mark	5 53 10.6	16 0
49ERS	278 3,432 12.4	82 20
OPPONENTS	258 3,011 11.7	69 23

INTERCEPTIONS	No Yds Avg LG TD	
Hanks, Merton	6 103 17.2	55t 1
Drakeford, Tyronne	5 15 3.0	15 0
Woodson, Rod	3 81 27.0	41 0
Walker, Darnell	3 49 16.3	28 0
McDonald, Tim	3 34 11.3	17 0
Woodall, Lee	2 55 27.5	55 0
Bronson, Zack	1 22 22.0	22 0
Pope, Marquez	1 7 7.0	7 0
Maxie, Brett	1 0 0.0	0 0
49ERS	25 366 14.6	55t 1
OPPONENTS	11 169 15.4	75t 2

KICKOFF RETURNS	No Yds Avg LG TD	
Levy, Chuck	36 793 22.0	59 0
Uwaezuoke, Iheanyi	6 131 21.8	25 0
Kirby, Terry	3 124 41.3	101t 1
Owens, Terrell	2 31 15.5	23 0
Edwards, Marc	1 30 30.0	30 0
Drakeford, Tyronne	1 24 24.0	24 0
Fann, Chad	1 0 0.0	0 0
49ERS	50 1,133 22.7	101t 1
OPPONENTS	82 1,746 21.3	61 0

PUNT RETURNS	No FC Yds Avg LG TD	
Uwaezuoke, Iheanyi	34 14 373 11.0	36 0
Levy, Chuck	6 2 109 18.2	73t 1
Woodson, Rod	1 0 0 0.0	0 0
49ERS	41 16 482 11.8	73t 1
OPPONENTS	41 9 307 7.5	37 0

PUNTING	No Yds Avg TB I-20 LG Blk	
Thompson, Tommy	78 3,182 40.8	7 22 55 1
49ERS	78 3,182 40.3	7 22 55 1
OPPONENTS	83 3,473 41.9	11 25 59 1

PASSING	Att Comp Pct Yds LG TD Int QB	
Young, Steve	356 241 67.7	3,029 82 19 6 104.7
Druckenmiller, Jim	52 21 40.4	239 33 1 4 29.2
Brohm, Jeff	24 16 66.7	164 21 0 1 68.7
49ERS	432 278 64.4	3,432 82 20 11 93.6
OPPONENTS	509 258 50.7	3,011 69 23 25 63.6

1998 (12-4/13-5)
Steve Mariucci, Coach

W	36	New York Jets (64,419), S-6	(OT) 30
W	45	at Washington (76,798), MON/S -14	10
-	-	BYE, S-20	-
W	31	Atlanta (62,296), S-27	20
L	21	at Buffalo (76,615), O-4	26
W	31	at New Orleans (62,811), O-11	0
W	34	Indianapolis (68,486), O-18	31
W	28	at St. Louis (58,563), O-25	10
L	22	at Green Bay (59,794), N-1	36
W	25	Carolina (68,572), N-8	23
L	19	at Atlanta (69,828), N-15	31
W	31	New Orleans (68,429), SUN/N -22	20
W	31	New York Giants (68,212), MON/N -30	7
W	31	at Carolina (63,332), D-6	(OT) 28
W	35	Detroit (68,585), MON/D -14	13
L	21	at New England (59,153), D-20	24
W	38	St. Louis (68,386), D-27	19
479			328
NFC WILD CARD - JAN. 3			
(at San Francisco - 3Com Park)			
W	30	Green Bay (66,506)	27
NFC PLAYOFF- JAN. 9			
(at Atlanta - Georgia Dome)			
L	18	Atlanta (70,262)- SAT	20

TEAM STATISTICS	49ers	Opp
TOTAL FIRST DOWNS	381	297
By Rushing	129	91
By Passing	223	178
By Penalties	29	28
TOTAL YARDS GAINED	6,800	5,343
By Rushing	2,544	1,610
By Passing	4,256	3,733
TOTAL PLAYS FROM SCRIMMAGE	1,100	1,012
Rushes	491	395
Average Gain Per Rush	5.2	4.1
NET YARDS PASSING	4,256	3,733
Passes Attempted	556	566
Passes Completed	347	294
Percent Completed	62.4	51.9
Had Intercepted	15	21
Times Sacked	53	51
Lost Attempting to Pass	254	259
PUNTS	69	83
Total Yardage of Punts	2,835	3,492
Average Length	41.1	42.1
KICKOFF RETURNS	59	67
Total Yards Returned	1,108	1,296
Average Length of Return	18.8	19.3
PENALTIES	133	101
Yards Penalized	1,156	800
FUMBLES	22	24
Own Fumbles Recovered	7	12
Opponents' Fumbles Recovered	12	15
FIELD GOALS	18	19
Field Goals Attempted	27	32
TOTAL POINTS SCORED	479	328
Touchdowns Scored	61	39
Touchdowns Rushing	19	13
Touchdowns Passing	41	25
Touchdown Returns	1	1
Extra Points	49	35
Safeties	0	1
AVG. TIME OF POSSESSION	31:52	28:08

SCORING	TDs	Ru	Pa	Int	Fu	KO	Pu	PAT	FG	S	Pts
Richey, Wade	0	0	0	0	0	0	0	49/51	18/27	0	103
Owens, Terrell	15	1	14	0	0	0	0	0/0	0/0	0	92
Rice, Jerry	9	0	9	0	0	0	0	0/0	0/0	0	58
Hearst, Garrison	9	7	2	0	0	0	0	0/0	0/0	0	56
Stokes, J.J.	8	0	8	0	0	0	0	0/0	0/0	0	48
Young, Steve	6	6	0	0	0	0	0	0/0	0/0	0	36
Smith, Irv	5	0	5	0	0	0	0	0/0	0/0	0	30
Edwards, Marc	3	1	2	0	0	0	0	0/0	0/0	0	18
Kirby, Terry	3	3	0	0	0	0	0	0/0	0/0	0	18

(continued)

SCORING	TDs	Ru	Pa	Int	Fu	KO	Pu	PAT	FG	S	Pts
Clark, Greg	1	0	1	0	0	0	0	0/0	0/0	0	8
Levy, Chuck	1	1	0	0	0	0	0	0/0	0/0	0	6
McQuarters, R.W.	1	0	0	0	0	0	1	0/0	0/0	0	6
49ERS	61	19	41	0	0	0	1	49/51	18/27	0	479
OPPONENTS	39	13	25	0	1	0	0	35/38	19/32	1	328

2-pt conversions: J. Rice 2, G. Clark, G. Hearst, T. Owens, Team: 5-9, Opponents: 0-1

RUSHING	Att	Yds	Avg	Lg	TD
Hearst, Garrison	310	1,570	5.1	96t	7
Young, Steve	70	454	6.5	24	6
Kirby, Terry	48	258	5.4	31t	3
Levy, Chuck	25	112	4.5	21t	1
Edwards, Marc	22	94	4.3	32	1
Owens, Terrell	4	53	13.3	21t	1
Detmer, Ty	8	7	0.9	10	0
Roby, Reggie	1	0	0.0	0	0
Druckemiller, Jim	3	-4	-1.3	-1	0
49ERS	491	2,544	5.2	96t	19
OPPONENTS	395	1,610	4.1	65t	13

RECEIVING	No	Yds	Avg	LG	TD
Rice, Jerry	82	1,157	14.1	75t	9
Owens, Terrell	67	1,097	16.4	79t	14
Stokes, J.J.	63	770	12.2	33t	8
Hearst, Garrison	39	535	13.7	81t	2
Smith, Irv	25	266	10.6	25t	5
Edwards, Marc	22	218	9.9	47t	2
Kirby, Terry	16	134	8.4	25	0
Levy, Chuck	15	64	4.3	13	0
Clark, Greg	12	124	10.3	23	1
Uwaezuoko, Iheanyi	3	67	22.3	35	0
Harris, Mark	2	67	33.5	42	0
Beasley, Fred	1	11	11.0	11	0
49ERS	347	4,510	13.0	81t	41
OPPONENTS	294	3,992	13.6	80t	25

INTERCEPTIONS	No	Yds	Avg	LG	TD
Walker, Darnell	4	78	19.5	36	0
Hanks, Merton	4	37	9.3	37	0
Bronson, Zack	4	34	8.5	28	0
McDonald, Tim	4	22	5.5	18	0
Tubbs, Winfred	1	7	7.0	7	0
Woodall, Lee	1	4	4.0	4	0
Langham, Antonio	1	0	0.0	0	0
Pope, Marquez	1	0	0.0	0	0
Barker, Roy	1	-4	-4.0	-4	0
49ERS	21	178	8.5	37	0
OPPONENTS	15	304	20.3	43	0

KICKOFF RETURNS	No	Yds	Avg	LG	TD
Levy, Chuck	22	383	17.4	30	0
Kirby, Terry	17	340	20.0	33	0
McQuarters, R.W.	17	339	19.9	45	0
Smith, Irv	2	35	17.5	23	0
Richie, David	1	11	11.0	11	0
49ERS	59	1,108	18.8	45	0
OPPONENTS	67	1,296	19.3	47	0

PUNT RETURNS	No	FC	Yds	Avg	LG	TD
McQuarters, R.W.	47	10	406	8.6	72t	1
49ERS	47	10	406	8.6	72t	1
OPPONENTS	36	15	341	9.5	53	0

PUNTING	No	Yds	Avg	TB	I-20	LG	Bik
Roby, Reggie	60	2,511	41.9	6	14	66	0
Howard, Ed	9	324	36.0	1	2	45	0
49ERS	69	2,835	41.1	7	16	66	0
OPPONENTS	83	3,492	42.1	8	20	64	0

PASSING	Att	Comp	Pct	Yds	LG	TD	Int	QB
Young, Steve	517	322	62.3	4,170	81t	36	12	101.1
Detmer, Ty	38	24	63.2	312	36t	4	3	91.1
Kirby, Terry	1	1	100.0	28	28t	1	0	158.3
49ERS	556	347	62.4	4,510	81t	41	15	101.2
OPPONENTS	566	294	51.9	3,992	80t	25	21	74.0

Rookie Names in Italics

1999 (4-12)

Steve Mariucci, Coach

L	3	at Jacksonville (68,678), S-12	41
W	28	New Orleans (67,685), S-19	21
W	24	at Arizona (71,200), MON/S-27	10
W	24	Tennessee (67,447), O-3	22
L	20	at St. Louis (65,872), O-10	42
L	29	Carolina (68,151), O-17	31
L	16	at Minnesota (64,109), O-24	40
-	-	BYE, O-31	
L	6	Pittsburgh (68,657), N-7	27
L	6	at New Orleans (52,198), N-14	24
L	7	St. Louis (68,193), N-21	23
L	3	Green Bay (68,304), MON/N-29	20
L	30	at Cincinnati (53,463), D-5	44
W	26	Atlanta (67,465), D-12	7
L	24	at Carolina (62,373), D-18	41
L	20	Washington (68,329), SUN/D-26 (OT)	26
L	29	at Atlanta (57,980), MON/J-3	34
295			453

TEAM STATISTICS	49ers	Opp
TOTAL FIRST DOWNS	300	315
By Rushing	102	91
By Passing	172	192
By Penalties	26	32
TOTAL YARDS GAINED	5,380	5,687
By Rushing	2,085	1,619
By Passing	3,295	4,068
TOTAL PLAYS FROM SCRIMMAGE	1,012	979
Rushes	419	426
Average Gain Per Rush	5.0	3.8
NET YARDS PASSING	3,295	4,068
Passes Attempted	560	521
Passes Completed	324	317
Percent Completed	57.9	60.8
Had Intercepted	19	13
Times Sacked	34	32
Lost Attempting to Pass	241	227
PUNTS	73	69
Total Yardage of Punts	2,883	2,712
Average Length	39.5	39.3
KICKOFF RETURNS	77	47
Total Yards Returned	1,579	1,093
Average Length of Return	20.5	23.3
PENALTIES	120	96
Yards Penalized	1,045	760
FUMBLES	29	18
Own Fumbles Recovered	16	11
Opponents' Fumbles Recovered	7	13
FIELD GOALS	21	27
Field Goals Attempted	23	32
TOTAL POINTS SCORED	295	453
Touchdowns Scored	33	53
Touchdowns Rushing	14	11
Touchdowns Passing	14	36
Touchdown Returns	5	6
Extra Points	30	50
Safeties	1	1
AVG. TIME OF POSSESSION	30:17	29:43

SCORING	TDs	Ru	Pa	Int	Fu	KO	Pu	PAT	FG	S	Pts
Richey, Wade	0	0	0	0	0	0	0	30/31	21/23	0	93
Garner, Charlie	6	4	2	0	0	0	0	0/0	0/0	0	36
Rice, Jerry	5	0	5	0	0	0	0	0/0	0/0	0	30
Beasley, Fred	4	4	0	0	0	0	0	0/0	0/0	0	24
Owens, Terrell	4	0	4	0	0	0	0	0/0	0/0	0	24
Stokes, J.J.	3	0	3	0	0	0	0	0/0	0/0	0	20
Garcia, Jeff	2	2	0	0	0	0	0	0/0	0/0	0	12
Phillips, Lawrence	2	2	0	0	0	0	0	0/0	0/0	0	12
Walker, Darnell	2	0	0	1	1	0	0	0/0	0/0	0	12
Bryant, Junior	1	0	0	0	1	0	0	0/0	0/0	0	6
Jervey, Travis	1	1	0	0	0	0	0	0/0	0/0	0	6
McMillian, Mark	1	0	0	0	1	0	0	0/0	0/0	0	6
Schulters, Lance	1	0	0	1	0	0	0	0/0	0/0	0	6
Vardell, Tommy	1	1	0	0	0	0	0	0/0	0/0	0	6

(continued)

SCORING	TDs	Ru	Pa	Int	Fu	KO	Pu	PAT	FG	S	Pts
Young, Bryant	0	0	0	0	0	0	0	0/0	0/0	1	2
49ERS	33	14	14	2	3	0	0	30/31	21/23	1	295
OPPONENTS	53	11	36	2	1	1	2	50/50	27/32	1	453
2-pt conversions: J.J. Stokes, Team: 1-2, Opponents: 1-2											
RUSHING	Att	Yds	Avg	LG	TD						
Garner, Charlie	241	1,229	5.1	53	4						
Beasley, Fred	58	276	4.8	44t	4						
Garcia, Jeff	45	231	5.1	25	2						
Phillips, Lawrence	30	144	4.8	68t	2						
Jackson, Terry	15	75	5.0	11	1						
Young, Steve	11	57	5.2	14	0						
Jervey, Travis	6	49	8.2	33	1						
Stenstrom, Steve	3	15	5.0	8	0						
Rice, Jerry	2	13	6.5	11	0						
Vardell, Tommy	6	6	1.0	5	0						
Stanley, Chad	1	0	0.0	0	0						
49ERS	418	2,095	5.0	68t	14						
OPPONENTS	426	1,619	3.8	52	11						
RECEIVING	No	Yds	Avg	LG	TD						
Rice, Jerry	67	830	12.4	62	5						
Owens, Terrell	60	754	12.6	36	4						
Garner, Charlie	56	535	9.6	53	2						
Stokes, J.J.	34	429	12.6	47	3						
Clark, Greg	34	347	10.2	24	0						
Beasley, Fred	32	282	8.8	24	0						
Phillips, Lawrence	15	152	10.1	47	0						
Vardell, Tommy	7	36	5.1	11	0						
Harris, Mark	6	66	11.0	33	0						
Cline, Tony	4	45	11.3	30	0						
Jackson, Terry	3	6	2.0	4	0						
Streets, Tai	2	25	12.5	14	0						
Fann, Chad	2	8	4.0	6	0						
Stenstrom, Steve	1	9	9.0	9	0						
Jervey, Travis	1	2	2.0	2	0						
49ERS	324	3,526	10.9	62	14						
OPPONENTS	317	4,295	13.6	80t	36						
INTERCEPTIONS	No	Yds	Avg	LG	TD						
Schulters, Lance	6	127	21.2	64t	1						
McDonald, Tim	2	18	9.0	18	0						
Walker, Darnell	1	27	27.0	27t	1						
McQuarters, R.W.	1	25	25.0	25	0						
Tubbs, Winfred	1	8	8.0	8	0						
McDonald, Ramos	1	4	4.0	4	0						
McMillian, Mark	1	0	0.0	0	0						
49ERS	13	209	16.1	64t	2						
OPPONENTS	19	286	15.1	93t	2						
KICKOFF RETURNS	No	Yds	Avg	LG	TD						
McQuarters, R.W.	26	568	21.9	37	0						
Phillips, Lawrence	19	415	21.8	75	0						
Preston, Roell	16	292	18.3	58	0						
Jervey, Travis	8	191	23.9	48	0						
Prioleau, Pierson	3	73	24.3	32	0						
Harris, Mark	2	26	13.0	15	0						
Peterson, Anthony	2	10	5.0	10	0						
Lynch, Ben	1	4	4.0	4	0						
49ERS	77	1,579	20.5	75	0						
OPPONENTS	47	1,093	23.3	97t	1						
PUNT RETURNS	No	FC	Yds	Avg	LG	TD					
McQuarters, R.W.	18	3	90	5.0	32	0					
Preston, Roell	3	8	6	2.0	6	0					
Harris, Mark	4	2	8	2.0	5	0					
Givens, Reggie	1	0	0	0.0	0	0					
49ERS	26	13	104	4.0	32	0					
OPPONENTS	33	11	399	12.1	70t	2					
PUNTING	No	Yds	Avg	TB	I-20	LG	Blk				
Stanley, Chad	69	2,737	39.7	9	20	70	2				
Richey, Wade	4	146	36.5	0	1	45	0				
49ERS	73	2,883	38.4	9	21	66	0				
OPPONENTS	69	2,714	39.3	10	24	75	0				
PASSING	Att	Comp	Pct	Yds	LG	TD	Int	QB			
Garcia, Jeff	375	225	60.0	2,544	62	11	11	77.9			
Stenstrom, Steve	100	54	54.0	536	32	0	4	52.8			
Young, Steve	84	45	53.6	446	53	3	4	60.9			
Rice, Jerry	1	0	0.0	0	0	0	0	39.6			
49ERS	560	324	57.9	3,526	62	14	19	70.7			
OPPONENTS	521	317	60.8	4,295	80t	36	13	99.8			

Rookie Names in Italics

2000 (6-10)

Steve Mariucci, Coach

L	28	at Atlanta (54,626), S-3	36
L	22	Carolina (66,879), S-10	38
L	24	at St. Louis (65,945), S-17	41
W	41	at Dallas (64,127), S-24	24
W	27	Arizona (66,985), 0-1	20
L	28	Oakland (68,344), 0-8	(OT) 34
L	28	at Green Bay (59,870), 0-15	31
L	16	at Carolina (73,169), 0-22	34
L	24	St. Louis (68,109), 0-29	34
L	15	at New Orleans (64,900), N-5	31
W	21	Kansas City (68,002), N-12	7
W	16	Atlanta (67,447), N-19	6
-	-	BYE, N-26	-
L	45	at San Diego (57,255), D-3	17
L	27	New Orleans (67,892), D-10	31
W	17	Chicago (68,306), D-17	0
L	9	at Denver (76,098), D-23	38
			388
			422

TEAM STATISTICS	49ers	Opp
TOTAL FIRST DOWNS	334	347
By Rushing	98	110
By Passing	211	194
By Penalties	25	43
TOTAL YARDS GAINED	6,040	5,709
By Rushing	1,801	1,794
By Passing	4,239	3,915
TOTAL PLAYS FROM SCRIMMAGE	1,024	1,031
Rushes	416	435
Average Gain Per Rush	4.3	4.1
NET YARDS PASSING	4,239	3,915
Passes Attempted	583	558
Passes Completed	366	320
Percent Completed	62.8	57.4
Had Intercepted	10	13
Times Sacked	25	38
Lost Attempting to Pass	161	270
PUNTS	70	65
Total Yardage of Punts	2,727	2,773
Average Length	39.0	42.7
KICKOFF RETURNS	68	63
Total Yards Returned	1,299	1,358
Average Length of Return	19.1	21.6
PENALTIES	134	102
Yards Penalized	1,135	857
FUMBLES	22	19
Own Fumbles Recovered	13	8
Opponents' Fumbles Recovered	11	9
FIELD GOALS	15	26
Field Goals Attempted	22	31
TOTAL POINTS SCORED	388	422
Touchdowns Scored	49	49
Touchdowns Rushing	15	22
Touchdowns Passing	32	25
Touchdown Returns	2	2
Extra Points	43	46
Safeties	0	0
AVG. TIME OF POSSESSION	29:38	30:22

SCORING	TDs	Ru	Pa	Int	Fu	KO	Pu	PAT	FG	S	Pts
Richey, Wade	0	0	0	0	0	0	0	43/45	15/22	0	88
Owens, Terrell	13	0	13	0	0	0	0	0/0	0/0	0	80
Garner, Charlie	10	7	3	0	0	0	0	0/0	0/0	0	60
Rice, Jerry	7	0	7	0	0	0	0	0/0	0/0	0	42
Beasley, Fred	6	3	3	0	0	0	0	0/0	0/0	0	36
Garcia, Jeff	4	4	0	0	0	0	0	0/0	0/0	0	24
Stokes, J.J.	3	0	3	0	0	0	0	0/0	0/0	0	20
Jackson, Terry	2	1	1	0	0	0	0	0/0	0/0	0	14
Clark, Greg	2	0	2	0	0	0	0	0/0	0/0	0	12
Montgomery, M.	1	0	0	1	0	0	0	0/0	0/0	0	6
Webster, Jason	1	0	0	1	0	0	0	0/0	0/0	0	6
49ERS	49	15	32	2	0	0	0	43/45	15/22	0	388
OPPONENTS	49	22	25	2	0	0	0	46/46	26/31	0	422

2-pt. conversions: T. Jackson, T. Owens, J.J. Stokes
Team: 3-4, Opponents: 2-2

Rookie Names in Italics

RUSHING	Att	Yds	Avg	LG	TD
Garner, Charlie	258	1,142	4.4	42	7
Garcia, Jeff	72	414	5.8	33	4
Beasley, Fred	50	147	2.9	9	3
Smith, Paul	18	72	4.0	14	0
Owens, Terrell	3	11	3.7	5	0
Jackson, Terry	5	6	1.2	3	1
Lewis, Jonas	1	6	6.0	6	0
Stokes, J.J.	1	6	6.0	6	0
Jervey, Travis	1	0	0.0	0	0
Mirer, Rick	3	0	0.0	3	0
Streets, Tai	1	0	0.0	0	0
Rattay, Tim	2	-1	-0.5	0	0
Rice, Jerry	1	-2	-2.0	-2	0
49ERS	416	1,801	4.3	42	15
OPPONENTS	435	1,794	4.1	31	22

RECEIVING	No	Yds	Avg	LG	TD
Owens, Terrell	97	1,451	15.0	69t	13
Rice, Jerry	75	805	10.7	68t	7
Garner, Charlie	68	647	9.5	62	3
Clark, Greg	38	342	9.0	34	2
Beasley, Fred	31	233	7.5	34	3
Stokes, J.J.	30	524	17.5	53	3
Streets, Tai	19	287	15.1	39	0
Jackson, Terry	5	48	9.6	16	1
Smith, Paul	2	55	27.5	47	0
Swift, Justin	1	8	8.0	8	0
49ERS	366	4,400	12.0	69t	32
OPPONENTS	320	4,185	13.1	78t	25

INTERCEPTIONS	No	Yds	Avg	LG	TD
Bronson, Zack	3	75	25.0	43	0
Montgomery, Monty	3	68	22.7	46t	1
Webster, Jason	2	78	39.0	70t	1
Peterson, Julian	2	33	16.5	31	0
Prioleau, Pierson	1	13	13.0	13	0
Tubbs, Winfred	1	11	11.0	11	0
Keith, John	1	0	0.0	0	0
49ERS	13	278	21.4	70t	2
OPPONENTS	10	94	9.4	36t	2

KICKOFF RETURNS	No	Yds	Avg	LG	TD
Williams, Kevin	30	536	17.9	33	0
Lewis, Jonas	9	168	18.7	26	0
Smith, Paul	9	167	18.6	28	0
Jervey, Travis	8	209	26.1	68	0
Streets, Tai	8	180	22.5	37	0
Jackson, Terry	1	9	9.0	19	0
Milem, John	1	13	13.0	13	0
Okeafor, Chike	1	17	17.0	17	0
Plummer, Ahmed	1	0	0.0	0	0
49ERS	68	1,299	19.1	68	0
OPPONENTS	63	1,358	21.6	57	0

PUNT RETURNS	No	FC	Yds	Avg	LG	TD
Williams, Kevin	26	13	220	8.5	25	0
49ERS	26	13	220	8.5	25	0
OPPONENTS	32	20	332	10.4	47	0

PUNTING	No	Yds	Avg	TB	I-20	LG	Bik
Stanley, Chad	69	2,727	39.5	7	15	56	1
49ERS	70	2,727	39.0	7	15	56	1
OPPONENTS	65	2,773	42.7	10	16	66	0

PASSING	Att	Comp	Pct	Yds	LG	TD	Int	QB
Garcia, Jeff	561	355	63.3	4,278	69t	31	10	97.6
Mirer, Rick	20	10	50.0	126	26	1	0	86.7
Rattay, Tim	1	1	100.0	-4	-4	0	0	79.2
Rice, Jerry	1	0	0.0	0	0	0	0	39.6
49ERS	583	366	62.8	4,400	69t	32	10	97.0
OPPONENTS	558	320	57.4	4,185	78t	25	13	86.4

2001 (12-4/12-5)

Steve Mariucci, Coach

W	16	Atlanta (65,989), S-9	(OT) 13
L	26	St. Louis (67,536), S-23	30
W	19	at New York Jets (78,722), MON/O-1	17
W	24	Carolina (66,944), SUN/O-7	14
W	37	at Atlanta (48,100), O-14	(OT) 31
-	-	BYE, O-21	-
L	31	at Chicago (66,944), O-28	(OT) 37
W	21	Detroit (67,605), N-4	13
W	28	New Orleans (68,083), N-11	27
W	25	at Carolina (72,665), N-18	(OT) 22
W	40	at Indianapolis (56,393), N-25	21
W	35	Buffalo (67,252), SUN/D-2	0
L	14	at St. Louis (66,218), D-9	27
W	21	Miami (68,223), D-16	0
W	13	Philadelphia (68,124), D-22	3
L	21	at Dallas (64,366), D-30	27
W	38	at New Orleans (70,020), J-6	0
409			282

NFC WILD CARD - JAN. 13

(at Green Bay - Lambeau Field)

L	15	at Green Bay (59,825)	25
---	----	-----------------------	----

TEAM STATISTICS

	49ers	Opp
TOTAL FIRST DOWNS	328	289
By Rushing	121	89
By Passing	184	179
By Penalties	23	21
TOTAL YARDS GAINED	5,689	4,954
By Rushing	2,244	1,571
By Passing	3,445	3,383
TOTAL PLAYS FROM SCRIMMAGE	1,041	988
Rushes	509	389
Average Gain Per Rush	4.3	4.1
NET YARDS PASSING	3,445	3,383
Passes Attempted	506	567
Passes Completed	318	332
Percent Completed	62.8	58.6
Had Intercepted	12	24
Times Sacked	26	32
Lost Attempting to Pass	114	220
PUNTS	69	72
Total Yardage of Punts	2,813	2,981
Average Length	40.8	41.4
KICKOFF RETURNS	61	68
Total Yards Returned	1,336	1,408
Average Length of Return	21.9	20.7
PENALTIES	82	95
Yards Penalized	669	812
FUMBLES	19	24
Own Fumbles Recovered	12	14
Opponents' Fumbles Recovered	10	7
FIELD GOALS	18	23
Field Goals Attempted	25	27
TOTAL POINTS SCORED	409	282
Touchdowns Scored	51	30
Touchdowns Rushing	16	9
Touchdowns Passing	32	18
Touchdown Returns	3	3
Extra Points	47	23
Safeties	0	1
AVG. TIME OF POSSESSION	31:49	28:11

SCORING	TDs	Ru	Pa	Int	Fu	KO	Pu	PAT	FG	S	Pts
Cortez, Jose	0	0	0	0	0	0	0	47/47	18/25	0	101
Owens, Terrell	16	0	16	0	0	0	0	0/0	0/0	0	96
Stokes, J.J.	7	0	7	0	0	0	0	0/0	0/0	0	42
Barlow, Kevan	5	4	1	0	0	0	0	0/0	0/0	0	30
Garcia, Jeff	5	5	0	0	0	0	0	0/0	0/0	0	30
Hearst, Garrison	5	4	1	0	0	0	0	0/0	0/0	0	30
Johnson, Eric	3	0	3	0	0	0	0	0/0	0/0	0	20
Jackson, Terry	3	1	2	0	0	0	0	0/0	0/0	0	18
Bronson, Zack	2	0	0	2	0	0	0	0/0	0/0	0	12

Rookie Names in Italics

(continued)

SCORING	TDs	Ru	Pa	Int	Fu	KO	Pu	PAT	FG	S	Pts
Beasley, Fred	1	1	0	0	0	0	0	0/0	0/0	0	6
Peterson, Julian	1	0	0	0	1	0	0	0/0	0/0	0	6
Smith, Paul	1	1	0	0	0	0	0	0/0	0/0	0	6
Streets, Tai	1	0	1	0	0	0	0	0/0	0/0	0	6
Swift, Justin	1	0	1	0	0	0	0	0/0	0/0	0	6
49ERS	51	16	32	2	1	0	0	47/47	18/25	0	409
OPPONENTS	30	9	18	3	0	0	0	23/23	23/27	1	282

2-pt conversions: E. Johnson Team: 1-3, Opponents: 4-6

RUSHING	Att	Yds	Avg	LG	TD
Hearst, Garrison	252	1,206	4.8	43t	4
Barlow, Kevan	125	512	4.1	25	4
Garcia, Jeff	72	254	3.5	25	5
Jackson, Terry	22	138	6.3	15	1
Beasley, Fred	23	73	3.2	16	1
Smith, Paul	4	27	6.8	13t	1
Owens, Terrell	4	21	5.3	12	0
Sutherland, Vinny	1	16	16.0	16	0
Baker, Jason	1	0	0.0	0	0
Rattay, Tim	5	-3	-0.6	1	0
49ERS	509	2,244	4.4	43t	16
OPPONENTS	389	1,571	4.0	39	9

RECEIVING	No	Yds	Avg	Long	TD
Owens, Terrell	93	1,412	15.2	60t	16
Stokes, J.J.	54	585	10.8	47	7
Hearst, Garrison	41	347	8.5	60t	1
Johnson, Eric	40	362	9.1	24	3
Streets, Tai	28	345	12.3	52	1
Barlow, Kevan	22	247	11.2	61t	1
Beasley, Fred	16	99	6.2	15	0
Jackson, Terry	12	91	7.6	14	2
Swift, Justin	11	66	6.0	13	1
Sutherland, Vinny	1	5	5.0	5	0
49ERS	318	3,559	11.2	61t	32
OPPONENTS	332	3,603	10.9	63	18

INTERCEPTIONS	No	Yds	Avg	Long	TD
Bronson, Zack	7	165	23.6	97t	2
Plummer Ahmed	7	45	6.4	24	0
Webster, Jason	3	61	20.3	31	0
Schulters, Lance	3	0	0.0	0	0
Winborn, Jamie	2	40	20.0	29	0
Holman, Rashad	1	19	19.0	19	0
Smith, Derek	1	0	0.0	0	0
49ERS	24	330	13.8	97t	2
OPPONENTS	12	232	19.3	74t	3

KICKOFF RETURNS	No	Yds	Avg	Long	TD
Sutherland, Vinny	50	1,140	22.8	65	0
Wilson, Cedrick	6	127	21.2	34	0
Smith, Paul	3	37	12.3	16	0
Lewis, Jonas	2	32	16.0	19	0
49ERS	61	1,336	21.9	65	0
OPPONENTS	68	1,408	20.7	46	0

PUNT RETURNS	No	FC	Yds	Avg	LG	TD
Sutherland, Vinny	21	19	147	7.0	19	0
Wilson, Cedrick	2	0	4	2.0	3	0
49ERS	23	19	151	6.6	19	0
OPPONENTS	34	14	290	8.5	34	0

PUNTING	No	Yds	Avg	TB	I-20	LG	Bik
Baker, Jason	69	2,813	40.8	4	21	64	0
49ERS	69	2,813	40.8	4	21	64	0
OPPONENTS	72	2,981	41.4	12	25	68	1

PASSING	Att	Comp	Pct	Yds	LG	TD	Int	QB
Garcia, Jeff	504	316	62.7	3,538	61t	32	12	94.8
Rattay, Tim	2	2	100.0	21	20	0	0	110.4
49ERS	506	318	62.8	3,559	61t	32	12	95.0
OPPONENTS	567	332	58.6	3,603	63	18	24	70.3

2002 (10-6/11-7)

NFC West Champions

Steve Mariucci, Coach

W	16	at New York Giants (78,748), THU/S-5	13
L	14	Denver (67,685), S-15	24
W	20	Washington (67,541), S-22	10
-	-	BYE, S-29	-
W	37	St. Louis (67,853), O-6	13
W	28	at Seattle (66,420), MON/O-14	21
L	27	at New Orleans (67,903), O-20	35
W	38	Arizona (67,173), O-27	28
W	23	at Oakland (62,660), N-3	(OT) 20
W	17	Kansas City (67,881), N-10	13
L	17	at San Diego (67,161), N-17	(OT) 20
L	17	Philadelphia (67,919), MON/N-25	38
W	31	Seattle (67,594), D-1	24
W	31	at Dallas (64,097), D-8	27
L	14	Green Bay (67,947), D-15	20
W	17	at Arizona (44,051), D-21	14
L	20	at St. Louis (66,118), MON/D-30	31
367			351

NFC WILD CARD - JAN. 5

(at San Francisco - 3Com Park)

W	39	New York Giants (66,318)	38
---	----	--------------------------	----

NFC PLAYOFF - JAN. 12

(at Tampa Bay - Raymond James Stadium)

L	6	at Tampa Bay (65,599)	31
---	---	-----------------------	----

TEAM STATISTICS	49ers	Opp
TOTAL FIRST DOWNS	342	307
By Rushing	141	96
By Passing	182	188
By Penalties	19	23
TOTAL YARDS GAINED	5,701	5,158
By Rushing	2,244	1,652
By Passing	3,457	3,506
TOTAL PLAYS FROM SCRIMMAGE	1,082	978
Rushes	489	394
Average Gain Per Rush	5.3	5.3
NET YARDS PASSING	3,457	3,506
Passes Attempted	571	552
Passes Completed	354	340
Percent Completed	62.0	61.6
Had Intercepted	10	19
Times Sacked	22	32
Lost Attempting to Pass	119	195
PUNTS	65	65
Total Yardage of Punts	2,493	2,699
Average Length	38.4	41.5
KICKOFF RETURNS	68	73
Total Yards Returned	1,386	1,665
Average Length of Return	20.4	22.8
PENALTIES	87	82
Yards Penalized	725	681
FUMBLES	15	24
Own Fumbles Recovered	8	16
Opponents' Fumbles Recovered	8	7
FIELD GOALS	26	22
Field Goals Attempted	36	30
TOTAL POINTS SCORED	367	351
Touchdowns Scored	41	41
Touchdowns Rushing	16	14
Touchdowns Passing	23	23
Touchdown Returns	2	4
Extra Points	39	39
Safeties	0	0
AVG. TIME OF POSSESSION	32:00	28:00

SCORING	TDs	Ru	Pa	Int	Fu	KO	Pu	PAT	FG	S	Pts
Owens, Terrell	14	1	13	0	0	0	0	0/0	0/0	0	84
Cortez, Jose TM	0	0	0	0	0	0	0	25/25	18/24	0	79
Hearst, Garrison	9	8	1	0	0	0	0	0/0	0/0	0	56
Chandler, Jeff	0	0	0	0	0	0	0	14/14	8/12	0	38
Barlow, Kevan	5	4	1	0	0	0	0	0/0	0/0	0	30
Streets, Tai	5	0	5	0	0	0	0	0/0	0/0	0	30

(continued)

SCORING	TDs	Ru	Pa	Int	Fu	KO	Pu	PAT	FG	S	Pts
Garcia, Jeff	3	3	0	0	0	0	0	0/0	0/0	0	20
Beasley, Fred	1	0	1	0	0	0	0	0/0	0/0	0	6
Stokes, J.J.	1	0	1	0	0	0	0	0/0	0/0	0	6
Webster, Jason	1	0	0	1	0	0	0	0/0	0/0	0	6
Williams, Jimmy	1	0	0	0	0	0	1	0/0	0/0	0	6
Wilson, Cedrick	1	0	1	0	0	0	0	0/0	0/0	0	6
49ERS	41	16	23	1	0	0	1	39/39	26/36	0	367
OPPONENTS	41	14	23	0	1	1	2	39/39	22/30	0	351
2-pt conversions: J. Garcia, G. Hearst Team: 2-2, Opponents: 0-2											

RUSHING	Att	Yds	Avg	LG	TD
Hearst, Garrison	215	972	4.5	40	8
Barlow, Kevan	145	675	4.7	35	4
Garcia, Jeff	73	353	4.8	21t	3
Smith, Paul	18	90	5.0	16	0
Owens, Terrell	7	79	11.3	38t	1
Beasley, Fred	26	75	2.9	9	0
Rattay, Tim	5	0	0.0	5	0
49ERS	489	2,244	4.6	40	16
OPPONENTS	394	1,652	4.2	53	14

RECEIVING	No	Yds	Avg	Long	TD
Owens, Terrell	100	1,300	13.0	76t	13
Streets, Tai	72	756	10.5	47t	5
Hearst, Garrison	48	317	6.6	16	1
Johnson, Eric	36	321	8.9	38	0
Stokes, J.J.	32	332	10.4	51	1
Beasley, Fred	22	152	6.9	25t	1
Wilson, Cedrick	15	166	11.1	22	1
Barlow, Kevan	14	136	9.7	29	1
Swift, Justin	10	63	6.3	11	0
Smith, Paul	5	33	6.6	11	0
49ERS	354	3,576	10.1	76t	23
OPPONENTS	340	3,701	10.9	58	23

INTERCEPTIONS	No	Yds	Avg	Long	TD
Parrish, Tony	7	204	29.1	60	0
Heard, Ronnie	4	60	15.0	30	0
Bronson, Zack	3	28	9.3	20	0
Webster, Jason	1	37	37.0	37t	1
Hawthorne, Duane LG	1	15	15.0	15	0
Peterson, Julian	1	2	2.0	2	0
Holman, Rashad	1	1	1.0	1	0
Plummer, Ahmed	1	0	0.0	0	0
Stewart, Quincy	1	0	0.0	0	0
49ERS	19	332	17.5	60	1
OPPONENTS	10	54	5.4	36	0

KICKOFF RETURNS	No	Yds	Avg	Long	TD
Williams, Jimmy	35	765	21.9	50	0
Robertson, Jamal	11	242	22.0	42	0
Wilson, Cedrick	10	195	19.5	37	0
Smith, Paul	7	107	15.3	28	0
Jackson, Eric	4	67	16.8	23	0
Kosier, Kyle	1	10	10.0	10	0
49ERS	68	1,386	20.4	50	0
OPPONENTS	73	1,665	22.8	84t	1

PUNT RETURNS	No	FC	Yds	Avg	LG	TD
Williams, Jimmy	20	8	336	16.8	89t	1
Wilson, Cedrick	8	4	59	7.4	13	0
49ERS	28	12	395	14.1	89t	1
OPPONENTS	37	13	359	9.7	76t	2

PUNTING	No	Yds	Avg	TB	I-20	LG	Bik
Baker, Jason TM	42	1,688	40.2	3	12	51	0
LaFleur, Bill	22	805	36.6	1	5	60	1
49ERS	64	2,493	38.4	4	17	60	1
OPPONENTS	65	2,699	41.5	5	17	64	0

PASSING	Att	Comp	Pct	Yds	LG	TD	Int	QB
Garcia, Jeff	528	328	62.1	3,344	76t	21	10	85.6
Rattay, Tim	43	26	60.5	232	27t	2	0	90.5
49ERS	571	354	62.0	3,576	76t	23	10	86.0
OPPONENTS	552	340	61.6	3,701	58	23	19	80.9

Rookie Names in Italics

2003 (7-9)

Dennis Erickson, Coach

W	49	Chicago (67,554), S-7	7
L	24	at St. Louis (65,990), S-14	(OT) 27
L	12	Cleveland (67,412), S-21	13
L	7	at Minnesota (64,111), S-28	35
W	24	Detroit (67,365), O-5	17
L	19	at Seattle (66,437), SUN /O-12	20
W	24	Tampa Bay (67,809), O-19	7
L	13	at Arizona (40,824), O-26	(OT) 16
W	30	St. Louis (67,812), N-2	10
-	-	BYE, N-9	-
W	30	Pittsburgh (67,877), MON /N-17	14
L	10	at Green Bay (70,250), N-23	20
L	6	at Baltimore (69,549), N-30	44
W	50	Arizona (66,975), D-7	14
L	38	at Cincinnati (64,666), D-14	41
W	31	at Philadelphia (67,866), D-21	(OT) 28
L	17	Seattle (67,840), D-27	24
384			337

TEAM STATISTICS	49ers	Opp
TOTAL FIRST DOWNS	313	292
By Rushing	118	99
By Passing	172	165
By Penalties	23	28
TOTAL YARDS GAINED	5,687	4,928
By Rushing	2,279	1,690
By Passing	3,408	3,238
TOTAL PLAYS FROM SCRIMMAGE	1,038	976
Rushes	499	420
Average Gain Per Rush	5.5	5.0
NET YARDS PASSING	3,408	3,238
Passes Attempted	511	514
Passes Completed	299	310
Percent Completed	58.5	60.3
Had Intercepted	15	23
Times Sacked	28	32
Lost Attempting to Pass	158	195
PUNTS	69	76
Total Yardage of Punts	2,629	2,975
Average Length	38.1	39.1
KICKOFF RETURNS	64	77
Total Yards Returned	1,327	1,641
Average Length of Return	20.7	21.3
PENALTIES	104	78
Yards Penalized	807	720
FUMBLES	24	23
Own Fumbles Recovered	14	9
Opponents' Fumbles Recovered	14	10
FIELD GOALS	26	17
Field Goals Attempted	37	26
TOTAL POINTS SCORED	384	337
Touchdowns Scored	44	41
Touchdowns Rushing	16	13
Touchdowns Passing	25	25
Touchdown Returns	3	3
Extra Points	38	40
Safeties	1	0
AVG. TIME OF POSSESSION	30:54	29:06

SCORING	TDs	Ru	Pa	Int	Fu	KO	Pu	PAT	FG	S	Pts
Peterson, Todd	0	0	0	0	0	0	0	22/23	12/15	0	58
Owens, Terrell	9	0	9	0	0	0	0	0/0	0/0	0	54
Barlow, Kevan	7	6	1	0	0	0	0	0/0	0/0	0	42
Garcia, Jeff	7	7	0	0	0	0	0	0/0	0/0	0	42
Streets, Tai	7	0	7	0	0	0	0	0/0	0/0	0	42
Pochman, Owen	0	0	0	0	0	0	0	9/10	8/15	0	33
Chandler, Jeff	0	0	0	0	0	0	0	7/8	6/7	0	25
Hearst, Garrison	4	3	1	0	0	0	0	0/0	0/0	0	24
Wilson, Cedrick	3	0	2	0	0	1	0	0/0	0/0	0	18
Lloyd, Brandon	2	0	2	0	0	0	0	0/0	0/0	0	14
Beasley, Fred	1	0	1	0	0	0	0	0/0	0/0	0	6
Harris, Kwame	1	0	0	1	0	0	0	0/0	0/0	0	6
Plummer, Ahmed	1	0	0	1	0	0	0	0/0	0/0	0	6

Rookie Names in Italics

(continued)

SCORING	TDs	Ru	Pa	Int	Fu	KO	Pu	PAT	FG	S	Pts
Walker, Aaron	1	0	1	0	0	0	0	0/0	0/0	0	6
Weaver, Jed	1	0	1	0	0	0	0	0/0	0/0	0	6
Ulbrich, Jeff	0	0	0	0	0	0	0	0/0	0/0	1	2
49ERS	44	16	25	2	0	1	0	38/41	26/37	1	384
OPPONENTS	41	13	25	3	0	0	0	40/40	17/26	0	337

2-pt conversions: B. Lloyd Team: 1-3, Opponents: 0-1

RUSHING	Att	Yds	Avg	LG	TD
Barlow, Kevan	201	1,024	5.1	78t	6
Hearst, Garrison	178	768	4.3	36	3
Garcia, Jeff	56	319	5.7	21t	7
Robertson, Jamal	32	136	4.3	23	0
Beasley, Fred	17	24	1.4	5	0
Battle, Arnaz	2	14	7.0	9	0
LaFleur, Bill	1	0	0.0	0	0
Rattay, Tim	8	0	0.0	6	0
Owens, Terrell	3	-2	-0.7	3	0
Wilson, Cedrick	1	-4	-4.0	-4	0
49ERS	499	2,279	4.6	78t	16
OPPONENTS	420	1,690	4.0	49t	13

RECEIVING	No	Yds	Avg	Long	TD
Owens, Terrell	80	1,102	13.8	75t	9
Streets, Tai	47	595	12.7	41t	7
Weaver, Jed	35	437	12.5	30	1
Wilson, Cedrick	35	396	11.3	29	2
Barlow, Kevan	35	307	8.8	48	1
Hearst, Garrison	25	211	8.4	26	1
Beasley, Fred	19	184	9.7	32	1
Lloyd, Brandon	14	212	15.1	44	2
Walker, Aaron	8	116	14.5	26	1
Garcia, Jeff	1	6	6.0	6	0
49ERS	299	3,566	11.9	75t	25
OPPONENTS	310	3,544	11.4	75t	25

INTERCEPTIONS	No	Yds	Avg	Long	TD
Parrish, Tony	9	202	22.4	49	0
Plummer, Ahmed	4	85	21.3	68t	1
Rumph, Mike	3	19	6.3	12	0
Peterson, Julian	2	31	15.5	31	0
Bronson, Zack	1	22	22.0	22	0
Webster, Jason	1	17	17.0	17	0
Ulbrich, Jeff	1	7	7.0	7	0
Williams, Jimmy	1	6	6.0	6	0
Heard, Ronnie	1	0	0.0	0	0
49ERS	23	389	16.9	68t	1
OPPONENTS	15	291	19.4	65	1

KICKOFF RETURNS	No	Yds	Avg	Long	TD
Wilson, Cedrick	37	836	22.6	95t	1
Williams, Jimmy	11	207	18.8	41	0
Bruce, Arland	6	125	20.8	29	0
Battle, Arnaz	5	88	17.6	21	0
Lloyd, Brandon	2	32	16.0	21	0
Moran, Sean	2	35	17.5	19	0
Gutierrez, Brock	1	4	4.0	4	0
49ERS	64	1,327	20.7	95t	1
OPPONENTS	77	1,641	21.3	75	0

PUNT RETURNS	No	FC	Yds	Avg	LG	TD
Williams, Jimmy	35	10	240	6.9	20	0
Bruce, Arland	4	2	24	6.0	18	0
Wilson, Cedrick	1	3	12	12.0	12	0
49ERS	40	15	276	6.9	20	0
OPPONENTS	28	15	258	9.2	81t	1

PUNTING	No	Yds	Avg	TB	I-20	LG	Blk
LaFleur, Bill	68	2,629	38.7	3	17	56	1
49ERS	68	2,629	38.1	3	17	56	1
OPPONENTS	76	2,975	39.1	3	16	58	1

PASSING	Att	Comp	Pct	Yds	LG	TD	Int	QB
Garcia, Jeff	392	225	57.4	2,704	75t	18	13	80.1
Rattay, Tim	118	73	61.9	856	61t	7	2	96.6
Wilson, Cedrick	1	1	100.0	6	6	0	0	91.7
49ERS	511	299	58.5	3,566	75t	25	15	84.0
OPPONENTS	514	310	60.3	3,544	75t	25	23	78.6

2004 (2-14)

Dennis Erickson, Coach

L	19	Atlanta (65,584), S-12	21
L	27	at New Orleans (64,900), S-19	30
L	0	at Seattle (66,709), S-26	34
L	14	St. Louis (66,696), SUN/O-3	24
W	31	Arizona (62,836), O-10	(OT) 28
L	14	at New York Jets (78,189), O-17	22
-	-	BYE, O-24	-
L	13	at Chicago (62,054), SUN/O-31	23
L	27	Seattle (64,423), N-7	42
L	27	Carolina (63,618), N-14	37
L	3	at Tampa Bay (65,234), N-21	35
L	17	Miami (66,156), N-28	24
L	6	at St. Louis (65,793), D-5	16
W	31	at Arizona (35,069), D-12	(OT) 28
L	16	Washington (65,710), SAT/D-19	26
L	7	Buffalo (63,248), D-26	41
L	7	at New England (68,756), J-2	21
259			452

TEAM STATISTICS	49ers	Opp
TOTAL FIRST DOWNS	280	322
By Rushing	83	121
By Passing	172	179
By Penalties	25	22
TOTAL YARDS GAINED	4,585	5,481
By Rushing	1,449	1,995
By Passing	3,136	3,486
TOTAL PLAYS FROM SCRIMMAGE	1,026	1,014
Rushes	413	495
Average Gain Per Rush	4.5	5.4
NET YARDS PASSING	3,136	3,486
Passes Attempted	561	490
Passes Completed	325	308
Percent Completed	57.9	62.9
Had Intercepted	21	9
Times Sacked	52	29
Lost Attempting to Pass	319	194
PUNTS	96	80
Total Yardage of Punts	3,990	3,268
Average Length	41.6	40.9
KICKOFF RETURNS	84	56
Total Yards Returned	1,716	1,119
Average Length of Return	20.4	20.0
PENALTIES	103	107
Yards Penalized	859	867
FUMBLES	33	24
Own Fumbles Recovered	14	12
Opponents' Fumbles Recovered	12	19
FIELD GOALS	18	25
Field Goals Attempted	22	29
TOTAL POINTS SCORED	259	452
Touchdowns Scored	30	54
Touchdowns Rushing	10	22
Touchdowns Passing	17	27
Touchdown Returns	3	5
Extra Points	23	51
Safeties	1	0
AVG. TIME OF POSSESSION	29:00	31:00

SCORING	TDs	Ru	Pa	Int	Fu	KO	Pu	PAT	FG	S	Pts
Peterson, Todd	0	0	0	0	0	0	0	23/23	18/22	0	77
Barlow, Kevan	7	7	0	0	0	0	0	0/0	0/0	0	42
Lloyd, Brandon	6	0	6	0	0	0	0	0/0	0/0	0	38
Conway, Curtis	3	0	3	0	0	0	0	0/0	0/0	0	20
Wilson, Cedrick	3	0	3	0	0	0	0	0/0	0/0	0	18
Hicks, Maurice	2	2	0	0	0	0	0	0/0	0/0	0	12
Johnson, Eric	2	0	2	0	0	0	0	0/0	0/0	0	12
Battle, Arnaz	1	0	0	0	0	1	0	0/0	0/0	0	6
Bush, Steve LG	1	0	1	0	0	0	0	0/0	0/0	0	6
Carpenter, Dwaine	1	0	0	0	0	1	0	0/0	0/0	0	6
Robertson, Jamal TM	1	1	0	0	0	0	0	0/0	0/0	0	6
Smith, Derek	1	0	0	0	0	1	0	0/0	0/0	0	6
Woods, Rashaun	1	0	1	0	0	0	0	0/0	0/0	0	6
Rattay, Tim	0	0	0	0	0	0	0	0/0	0/0	0	2
49ERS	30	10	17	0	0	3	0	23/23	18/22	1	259
OPPONENTS	54	22	27	0	0	5	0	51/51	25/29	0	452

2-pt. conversions: C. Conway, B. Lloyd, T. Rattay
Team: 3-6, Opponents: 1-3

Rookie Names in Italics

RUSHING	No	Yds	Avg	Long	TD
Barlow, Kevan	244	822	3.4	60	7
Hicks, Maurice	96	362	3.8	35	2
Jackson, Terry	26	101	3.9	13	0
Robertson, Jamal TM	16	71	4.4	16	1
Rattay, Tim	12	55	4.6	15	0
Beasley, Fred	9	15	1.7	4	0
Dorsey, Ken	5	7	1.4	3	0
Wilson, Cedrick	1	6	6.0	6	0
Battle, Arnaz	2	5	2.5	7	0
Pickett, Cody	1	5	5.0	5	0
Isom, Jasen	1	0	0.0	0	0
49ERS	413	1,449	3.5	60	10
OPPONENTS	495	1,995	4.0	29	22

RECEIVING	No	Yds	Avg	Long	TD
Johnson, Eric	82	825	10.1	25	2
Wilson, Cedrick	47	641	13.6	39	3
Lloyd, Brandon	43	565	13.1	52	6
Conway, Curtis	38	403	10.6	37	3
Barlow, Kevan	35	212	6.1	15	0
Jackson, Terry	21	139	6.6	22	0
Hicks, Maurice	16	154	9.6	19	0
Walker, Aaron	10	115	11.5	30	0
Beasley, Fred	10	44	4.4	9	0
Battle, Arnaz	8	143	17.9	65	0
Woods, Rashaun	7	160	22.9	59	1
Robertson, Jamal TM	4	34	8.5	14	0
Bush, Steve LG	2	10	5.0	6	1
Bush, Steve TM	2	10	5.0	6	1
Ware, Kevin	1	9	9.0	9	0
Isom, Jasen	1	1	1.0	1	0
49ERS	325	3,455	10.6	65	16
OPPONENTS	308	3,680	11.9	60	27

INTERCEPTIONS	No	Yds	Avg	Long	TD
Parrish, Tony	4	64	16.0	26	0
Carpenter, Dwaine	1	31	31.0	31	0
Ulbrich, Jeff	1	19	19.0	19	0
Heard, Ronnie	1	14	14.0	14	0
Winborn, Jamie	1	1	1.0	1	0
Adams, Mike	1	0	0.0	0	0
49ERS	9	129	14.3	31	0
OPPONENTS	21	479	22.8	85	4

KICKOFF RETURNS	No	Yds	Avg	Long	TD
Hicks, Maurice	31	623	20.1	35	0
Robertson, Jamal TM	25	560	22.4	37	0
Battle, Arnaz	13	257	19.8	40	0
Wilson, Cedrick	10	196	19.6	36	0
Williams, Jimmy	3	58	19.3	23	0
Jackson, Terry	2	22	11.0	14	0
49ERS	84	1,716	20.4	40	0
OPPONENTS	56	1,119	20.0	73	0

PUNT RETURNS	Ret	FC	Yds	Avg	Long	TD
Battle, Arnaz	31	20	266	8.6	71t	1
Wilson, Cedrick	2	1	21	10.5	13	0
Fleck, P.J.	1	0	10	10.0	10	0
Peterson, Julian	1	0	6	6.0	6	0
49ERS	35	21	303	8.7	71t	1
OPPONENTS	51	17	445	8.7	35	0

PUNTING	No	Yds	Avg	Net	TB	I-20	Lg	B
Lee, Andy	96	3,990	41.6	35.3	8	25	81	0
49ERS	96	3,990	41.6	35.3	8	25	81	0
OPPONENTS	79	3,268	40.9	35.8	5	28	61	1

PASSING	Att	Comp	Pct	Yds	LG	TD	Int	QB
Rattay, Tim	325	198	60.9	2,169	65	10	10	78.1
Dorsey, Ken	226	123	54.4	1,231	59	6	9	62.4
Pickett, Cody	10	4	40.0	55	18	0	2	18.8
49ERS	561	325	57.9	3,455	65	16	21	69.9
OPPONENTS	490	308	62.9	3,680	60	27	9	96.5

2005 (4-12)

Mike Nolan, Coach

W	28	St. Louis (67,918), S-11	25
L	3	at Philadelphia (67,727), S-18	42
L	31	Dallas (68,247), S-25	34
L	14	at Arizona in MC (103,467), SUN/O-2	31
L	3	Indianapolis (68,084), O-9	28
-	-	BYE, O-16	-
L	17	at Washington (90,224), O-23	52
W	15	Tampa Bay (63,358), O-30	10
L	6	New York Giants (63,820), N-6	24
L	9	at Chicago (62,153), N-13	17
L	25	Seattle (63,590), N-20	27
L	22	at Tennessee (69,149), N-27	33
L	10	Arizona (60,439), D-4	17
L	3	at Seattle (66,690), D-11	41
L	9	at Jacksonville (64,764), D-18	10
W	24	at St. Louis (65,473), D-24	20
W	20	Houston (67,970), J-1	(OT) 17
			239
			428

TEAM STATISTICS

	49ers	Opp
TOTAL FIRST DOWNS	191	335
By Rushing	70	115
By Passing	96	205
By Penalties	25	15
TOTAL YARDS GAINED	3,587	6,259
By Rushing	1,689	1,832
By Passing	1,898	4,427
TOTAL PLAYS FROM SCRIMMAGE	865	1,090
Rushes	428	486
Average Gain Per Rush	4.1	5.7
NET YARDS PASSING	1,898	4,427
Passes Attempted	389	576
Passes Completed	204	374
Percent Completed	52.4	64.9
Had Intercepted	21	16
Times Sacked	48	28
Lost Attempting to Pass	292	193
PUNTS	108	71
Total Yardage of Punts	4,447	2,846
Average Length	41.2	40.1
KICKOFF RETURNS	81	48
Total Yards Returned	1,540	960
Average Length of Return	19.0	20.0
PENALTIES	106	120
Yards Penalized	780	961
FUMBLES	31	18
Own Fumbles Recovered	17	8
Opponents' Fumbles Recovered	10	14
FIELD GOALS	26	29
Field Goals Attempted	29	36
TOTAL POINTS SCORED	239	428
Touchdowns Scored	23	49
Touchdowns Rushing	9	19
Touchdowns Passing	8	28
Touchdown Returns	6	2
Extra Points	21	43
Field Goals	26	29
Safeties	0	0
AVG. TIME OF POSSESSION	27:18	32:42

SCORING	TDs	Ru	Pa	Int	Fu	KO	Pu	PAT	FG	S	Pts
Nedney, Joe	0	0	0	0	0	0	0	19/19	26/28	0	97
Lloyd, Brandon	5	0	5	0	0	0	0	0/0	0/0	0	30
Barlow, Kevan	3	3	0	0	0	0	0	0/0	0/0	0	18
Battle, Arnaz	3	0	3	0	0	0	0	0/0	0/0	0	18
Gore, Frank	3	3	0	0	0	0	0	0/0	0/0	0	18
Hicks, Maurice	3	3	0	0	0	0	0	0/0	0/0	0	18
Adams, Mike	1	0	0	1	0	0	0	0/0	0/0	0	6
Amey, Fred	1	0	0	0	0	0	1	0/0	0/0	0	6
Johnson, Derrick	1	0	0	0	1	0	0	0/0	0/0	0	6
Parrish, Tony	1	0	0	1	0	0	0	0/0	0/0	0	6
Smith, Derek	1	0	0	0	1	0	0	0/0	0/0	0	6
Spencer, Shawntae	1	0	0	1	0	0	0	0/0	0/0	0	6

Rookie Names in Italics

(continued)

SCORING	TDs	Ru	Pa	Int	Fu	KO	Pu	PAT	FG	S	Pts
Cortez, Jose TM	0	0	0	0	0	0	0	2/2	0/1	0	2
Jackson, Terry	0	0	0	0	0	0	0	0/0	0/0	0	2
49ERS	23	9	8	3	2	0	1	21/21	26/29	0	239
OPPONENTS*	49	19	28	1	0	0	0	43/44	29/36	0	428

2-pt conversions: Jackson, Team: 1-2, Opponents: 2-5

*ret blkd FGA

RUSHING	No	Yds	Avg	Long	TD
Gore, Frank	127	608	4.8	72t	3
Barlow, Kevan	176	581	3.3	29	3
Hicks, Maurice	59	308	5.2	73t	3
Smith, Alex	30	103	3.4	19	0
Pickett, Cody	13	42	3.2	12	0
Rattay, Tim TM	7	18	2.6	13	0
Battle, Arnaz	8	11	1.4	9	0
Dorsey, Ken	4	11	2.8	6	0
Jackson, Terry	2	11	5.5	11	0
Hetherington, Chris	1	3	3.0	3	0
Marshall, Rasheed	1	-7	-7.0	-7	0
49ERS	428	1,689	3.9	73t	9
OPPONENTS	486	1,832	3.8	40	19

RECEIVING	No	Yds	Avg	Long	TD
Lloyd, Brandon	48	733	15.3	89t	5
Battle, Arnaz	32	363	11.3	39	3
Barlow, Kevan	31	241	7.8	24	0
Morton, Johnnie	21	288	13.7	30	0
Gore, Frank	15	131	8.7	47	0
Hicks, Maurice	12	47	3.9	11	0
Jackson, Terry	10	67	6.7	12	0
Jones, Terry LG	9	76	8.4	21	0
Jones, Terry TM	9	76	8.4	21	0
McAddley, Jason	7	125	17.9	38	0
Bajema, Billy	5	54	10.8	24	0
Hetherington, Chris	5	26	5.2	11	0
Bush, Steve	3	21	7.0	10	0
Smith, Trent	3	7	2.3	6	0
Beasley, Fred	2	12	6.0	6	0
Marshall, Rasheed	1	-1	-1.0	-1	0
49ERS	204	2,190	10.7	89t	8
OPPONENTS	374	4,620	12.4	78t	28

INTERCEPTIONS	No	Yds	Avg	Long	TD
Spencer, Shawntae	4	85	21.3	61t	1
Adams, Mike	4	36	9.0	40t	1
Parrish, Tony	2	34	17.0	34t	1
Thornton, Bruce	2	0	0.0	0	0
Emanuel, Ben	1	38	38.0	35	0
Smith, Derek	1	13	13.0	13	0
Moore, Brandon	1	12	12.0	12	0
Lewis, Keith	1	2	2.0	2	0
49ERS	16	220	13.8	61t	3
OPPONENTS	21	265	12.6	34	1

KICKOFF RETURNS	No	Yds	Avg	Long	TD
Hicks, Maurice	34	689	20.3	40	0
Marshall, Rasheed	26	488	18.8	29	0
Amey, Fred	14	241	17.2	25	0
McAddley, Jason	7	122	17.4	22	0
49ERS	81	1,540	19.0	40	0
OPPONENTS	48	960	20.0	35	0

PUNT RETURNS	Ret	FC	Yds	Avg	Long	TD
Marshall, Rasheed	17	10	87	5.1	13	0
Amey, Fred	11	2	125	11.4	75t	1
49ERS	28	12	212	7.6	75t	1
OPPONENTS	62	20	471	7.6	25	0

PUNTING	No	Yds	Avg	Net	TB	I-20	Lg	B
Lee, Andy	107	4,447	41.6	36.3	3	15	58	1
49ERS	107	4,447	41.6	36.3	3	15	58	1
OPPONENTS	71	2,846	40.1	33.7	12	22	56	1

PASSING	Att	Comp	Pct	Yds	LG	TD	Int	QB
Smith, Alex	165	84	50.9	875	47	1	11	40.8
Rattay, Tim TM	97	56	57.7	667	89t	5	6	70.3
Dorsey, Ken	90	48	53.3	481	44	2	2	66.9
Pickett, Cody	35	14	40.0	140	28	0	2	28.3
Battle, Arnaz	2	2	100.0	27	24	0	0	118.8
49ERS	389	204	52.4	2,190	21	8	89t	53.6
OPPONENTS	576	374	64.9	4,620	16	28	78t	94.2

2006 (7-9)

Mike Nolan, Coach

L	27	at Arizona (63,407), S-10	34
W	20	St. Louis (67,791), S-17	13
L	24	Philadelphia (68,166), S-24	38
L	0	at Kansas City (77,609), O-1	41
W	34	Oakland (68,368), O-8	20
L	19	San Diego (68,137), O-15	48
-	-	BYE, O-22	-
L	10	at Chicago (62,200), O-29	41
W	9	Minnesota (68,088), N-5	3
W	19	at Detroit (60,707), N-12	13
W	20	Seattle (68,367), N-19	14
L	17	at St. Louis (65,517), N-26	20
L	10	at New Orleans (68,241), D-3	34
L	19	Green Bay (68,539), D-10	30
W	24	at Seattle (67,650), THU/D-14	14
L	20	Arizona (67,751), D-24	26
W	26	at Denver (75,555), D-31 (OT)	23
298			412

TEAM STATISTICS

	49ers	Opp
TOTAL FIRST DOWNS	243	326
By Rushing	97	107
By Passing	132	189
By Penalties	14	30
TOTAL YARDS GAINED	4,860	5,507
By Rushing	2,172	1,936
By Passing	2,688	3,571
TOTAL PLAYS FROM SCRIMMAGE	918	1,025
Rushes	439	473
Average Gain Per Rush	5.3	5.4
NET YARDS PASSING	2,688	3,571
Passes Attempted	444	518
Passes Completed	257	331
Percent Completed	57.9	63.9
Had Intercepted	16	14
Times Sacked	35	34
Lost Attempting to Pass	202	246
PUNTS	81	66
Total Yardage of Punts	3,625	2,794
Average Length	44.8	42.3
KICKOFF RETURNS	79	65
Total Yards Returned	1,907	1,373
Average Length of Return	24.1	21.1
PENALTIES	93	87
Yards Penalized	818	703
FUMBLES	24	23
Own Fumbles Recovered	8	10
Opponents' Fumbles Recovered	13	16
FIELD GOALS	29	30
Field Goals Attempted	35	32
TOTAL POINTS SCORED	298	412
Touchdowns Scored	30	46
Touchdowns Rushing	12	18
Touchdowns Passing	16	25
Touchdown Returns	2	3
Extra Points	29	46
Field Goals	29	30
Safeties	1	0
AVG. TIME OF POSSESSION	28:37	31:23

SCORING

	TDs	Ru	Pa	Int	Fu	KO	Pu	PAT	FG	S	Pts
Nedney, Joe	0	0	0	0	0	0	0	29/29	29/35	0	116
Gore, Frank	9	8	1	0	0	0	0	0/0	0/0	0	54
Battle, Arnaz	3	0	3	0	0	0	0	0/0	0/0	0	18
Bryant, Antonio	3	0	3	0	0	0	0	0/0	0/0	0	18
Davis, Vernon	3	0	3	0	0	0	0	0/0	0/0	0	18
Johnson, Eric	2	0	2	0	0	0	0	0/0	0/0	0	12
Norris, Moran	2	0	2	0	0	0	0	0/0	0/0	0	12
Robinson, Michael	2	2	0	0	0	0	0	0/0	0/0	0	12
Smith, Alex	2	2	0	0	0	0	0	0/0	0/0	0	12
Gilmore, Bryan	1	0	1	0	0	0	0	0/0	0/0	0	6

Rookie Names in Italics

(continued)

SCORING

	TDs	Ru	Pa	Int	Fu	KO	Pu	PAT	FG	S	Pts
Harris, Walt	1	0	0	1	0	0	0	0/0	0/0	0	6
Hicks, Maurice	1	0	1	0	0	0	0	0/0	0/0	0	6
Oliver, Melvin	1	0	0	0	1	0	0	0/0	0/0	0	6
49ERS	30	12	16	1	1	0	0	29/29	29/35	1	298
OPPONENTS	46	18	25	1	1	0	1	46/46	30/32	0	412

2-pt conversions: Team: 0-1, Opponents: 0-0

RUSHING

	No	Yds	Avg	Long	TD
Gore, Frank	312	1,695	5.4	72	8
Smith, Alex	44	147	3.3	22	2
Robinson, Michael	38	116	3.1	33	2
Gilmore, Bryan	7	94	13.4	22	0
Hicks, Maurice	29	82	2.8	9	0
Battle, Arnaz	5	25	5.0	18	0
Norris, Moran	2	8	4.0	4	0
Davis, Vernon	2	5	2.5	9	0
49ERS	439	2,172	4.9	72	12
OPPONENTS	473	1,936	4.1	71t	18

RECEIVING

	No	Yds	Avg	Long	TD
Gore, Frank	61	485	8.0	39	1
Battle, Arnaz	59	686	11.6	56	3
Bryant, Antonio	40	733	18.3	72t	3
Johnson, Eric	34	292	8.6	26	2
Davis, Vernon	20	265	13.3	52t	3
Hicks, Maurice	13	137	10.5	33t	1
Robinson, Michael	9	47	5.2	12	0
Gilmore, Bryan	8	150	18.8	75	1
Norris, Moran	5	36	7.2	32t	2
Jacobs, Taylor	4	29	7.3	10	0
Walker, Delanie	2	30	15.0	29	0
Hetherington, Chris	2	0	0.0	0	0
49ERS	257	2,890	11.2	75	16
OPPONENTS	331	3,817	11.5	74	25

INTERCEPTIONS

	No	Yds	Avg	Long	TD
Harris, Walt	8	84	10.5	42	1
Lewis, Keith	2	24	12.0	24	0
Williams, Chad	1	43	43.0	43	0
Roman, Mark	1	27	27.0	27	0
Lawson, Manny	1	0	0.0	0	0
Spencer, Shawntae	1	0	0.0	0	0
49ERS	14	178	12.7	43	1
OPPONENTS	16	213	13.3	70t	1

KICKOFF RETURNS

	No	Yds	Avg	Long	TD
Hicks, Maurice	57	1,428	25.1	64	0
Williams, Brandon	16	380	23.8	44	0
Robinson, Michael	4	73	18.3	19	0
Norris, Moran	1	1	1.0	1	0
Walker, Delanie	1	25	25.0	25	0
49ERS	79	1,907	24.1	64	0
OPPONENTS	65	1,373	21.1	47	0

PUNT RETURNS

	Ret	FC	Yds	Avg	Long	TD
Williams, Brandon	22	12	147	6.7	25	0
Battle, Arnaz	6	7	90	15.0	60	0
49ERS	28	19	237	8.5	60	0
OPPONENTS	35	19	462	13.2	60t	1

PUNTING

	No	Yds	Avg	Net	TB	I-20	Lg	B
Lee, Andy	81	3,625	44.8	36.8	9	22	66	0
49ERS	81	3,625	44.8	36.8	9	22	66	0
OPPONENTS	66	2,794	42.3	36.6	7	23	65	1

PASSING

	Att	Comp	Pct	Yds	LG	TD	Int	QB
Smith, Alex	442	257	58.1	2,890	75	16	16	74.8
Battle, Arnaz	1	0	0.0	0	0	0	0	39.6
Robinson, Michael	1	0	0.0	0	0	0	0	39.6
49ERS	444	257	57.9	2,890	75	16	16	74.4
OPPONENTS	518	331	63.9	3,817	74	25	14	90.9

2007 (5-11)

Mike Nolan, Coach

W	20	Arizona (68,111), MON /S-10	17
W	17	at St. Louis (65,295), S-16	16
L	16	at Pittsburgh (64,313), S-23	37
L	3	Seattle (67,651), S-30	23
L	7	Baltimore (67,885), O-7	9
-	-	BYE, O-14	-
L	15	at New York Giants (78,912), O-21	33
L	10	New Orleans (68,244), O-28	31
L	16	at Atlanta (66,049), N-4	20
L	0	at Seattle (68,331), MON /N-12	24
L	9	St. Louis (68,039), N-18	13
W	37	at Arizona (64,483), N-25 (OT)	31
L	14	at Carolina (73,191), D-2	31
L	7	Minnesota (68,050), D-9	27
W	20	Cincinnati (68,053), SAT /D-15	13
W	21	Tampa Bay (68,193), SUN /D-23	19
L	7	at Cleveland (73,041), D-30	20
219			364

TEAM STATISTICS		49ers	Opp
TOTAL FIRST DOWNS		218	308
By Rushing		65	94
By Passing		140	187
By Penalties		13	27
TOTAL YARDS GAINED		3,797	5,539
By Rushing		1,477	1,896
By Passing		2,320	3,643
TOTAL PLAYS FROM SCRIMMAGE		925	1,078
Rushes		357	504
Average Gain Per Rush		4.1	3.8
NET YARDS PASSING		2,320	3,643
Passes Attempted		513	543
Passes Completed		274	345
Percent Completed		53.4	63.5
Had Intercepted		17	12
Times Sacked		55	31
Lost Attempting to Pass		365	183
PUNTS		105	89
Total Yardage of Punts		4,968	3,644
Average Length		47.3	40.9
KICKOFF RETURNS		73	45
Total Yards Returned		1,702	982
Average Length of Return		23.3	21.8
PENALTIES		97	89
Yards Penalized		702	661
FUMBLES		36	17
Own Fumbles Recovered		19	7
Opponents' Fumbles Recovered		10	17
FIELD GOALS		17	31
Field Goals Attempted		19	35
TOTAL POINTS SCORED		219	364
Touchdowns Scored		24	39
Touchdowns Rushing		8	9
Touchdowns Passing		15	24
Touchdown Returns		1	6
Extra Points		22	37
Field Goals		17	31
Safeties		1	0
AVG. TIME OF POSSESSION		26:51	33:09
SCORING	TDs Ru Pa Int Fu KO Pu PAT FG S Pts		
Nedney, Joe	0 0 0 0 0 0 0 0 22/22	17/19	0 73
Battle, Arnaz	6 1 5 0 0 0 0 0 0/0	0/0	0 36
Gore, Frank	6 5 1 0 0 0 0 0 0/0	0/0	0 36
Davis, Vernon	4 0 4 0 0 0 0 0 0/0	0/0	0 24
Jackson, Darrell	3 0 3 0 0 0 0 0 0/0	0/0	0 18
Banta-Cain, Tully	1 0 0 0 1 0 0 0 0/0	0/0	0 6
Hicks, Maurice	1 1 0 0 0 0 0 0 0/0	0/0	0 6
Hill, Shaun	1 1 0 0 0 0 0 0 0/0	0/0	0 6
Jacobs, Taylor	1 0 1 0 0 0 0 0 0/0	0/0	0 6
Team	0 0 0 0 0 0 0 0 0/0	0/0	0 2
49ERS	24 8 15 0 1 0 0 22/22	17/19	1 219
OPPONENTS	39 9 24 3 1 1 1 37/38	31/35	0 364

2-pt conversions: Team: 0-1, Opponents: 0-1

Rookie Names in Italics

RUSHING	No	Yds	Avg	Long	TD			
Gore, Frank	260	1,102	4.2	43t	5			
Robinson, Michael	26	121	4.7	28	0			
Hicks, Maurice	21	117	5.6	18	1			
Smith, Alex	13	89	6.8	25	0			
Dilfer, Trent	10	25	2.5	11	0			
Norris, Moran	7	17	2.4	6	0			
Hill, Shaun	12	14	1.2	12	1			
Battle, Arnaz	4	4	1.0	8	1			
Keasey, Zak	2	4	2.0	3	0			
Gilmore, Bryan	1	-8	-8.0	-8	0			
Jacobs, Taylor TM	1	-8	-8.0	-8	0			
49ERS	357	1,477	4.1	43t	8			
OPPONENTS	504	1,896	3.8	84t	9			
RECEIVING	No	Yds	Avg	Long	TD			
Gore, Frank	53	436	8.2	23t	1			
Davis, Vernon	52	509	9.8	31	4			
Battle, Arnaz	50	600	12.0	57t	5			
Jackson, Darrell	46	497	10.8	34	3			
Walker, Delanie	21	174	8.3	26	1			
Hicks, Maurice	14	86	6.1	11	0			
Robinson, Michael	11	73	6.6	20	0			
Lelie, Ashley	10	115	11.5	47	0			
Gilmore, Bryan	7	111	15.9	42	0			
Norris, Moran	6	38	6.3	13	0			
Jacobs, Taylor TM	3	40	13.3	21t	1			
Hill, Jason	1	6	6.0	6	0			
49ERS	274	2,685	9.8	57t	15			
OPPONENTS	345	3,826	11.1	65	24			
INTERCEPTIONS	No	Yds	Avg	Long	TD			
Clements, Nate	4	74	18.5	62	0			
Harris, Walt	4	42	10.5	23	0			
Lewis, Michael M.	2	18	9.0	18	0			
Smith, Derek	1	4	4.0	4	0			
Spencer, Shawntae	1	0	0.0	0	0			
49ERS	12	138	11.5	62	0			
OPPONENTS	17	298	17.5	73t	3			
KICKOFF RETURNS	No	Yds	Avg	Long	TD			
Hicks, Maurice	63	1,502	23.8	55	0			
Lewis, Michael L.	5	86	17.2	24	0			
Walker, Delanie	3	63	21.0	30	0			
Robinson, Michael	2	51	25.5	30	0			
49ERS	73	1,702	23.3	55	0			
OPPONENTS	45	982	21.8	98t	1			
PUNT RETURNS	Ret	FC	Yds	Avg	Long	TD		
Lewis, Michael L.	44	4	336	7.6	51	0		
Clements, Nate	7	0	115	16.4	41	0		
Williams, Brandon TM	5	5	32	6.4	12	0		
49ERS	56	9	483	8.6	51	0		
OPPONENTS	53	16	402	7.6	76t	1		
PUNTING	No	Yds	Avg	Net	TB	I-20	Lg	B
Lee, Andy	105	4,968	47.3	41.0	13	42	74	0
49ERS	105	4,968	47.3	41.0	13	42	74	0
OPPONENTS	89	3,644	40.9	33.9	7	26	63	1
PASSING	Att	Comp	Pct	Yds	LG	TD	Int	QB
Dilfer, Trent	219	113	51.6	1,166	57t	7	12	55.1
Smith, Alex	193	94	48.7	914	45	2	4	57.2
Hill, Shaun	79	54	68.4	501	26	5	1	101.3
Weinke, Chris	22	13	59.1	104	21	1	0	86.2
49ERS	513	274	53.4	2,685	57t	15	17	64.3
OPPONENTS	543	345	63.5	3,826	65	24	12	89.9

2008 (7-9)

Coach*

L	13	Arizona (67,186), S-7	23
W	33	at Seattle (67,951), S-14	(OT) 30
W	31	Detroit (67,249), S-21	13
L	17	at New Orleans (70,008), S-28	31
L	21	New England (67,650), O-5	30
L	26	Philadelphia (67,640), O-12	40
L	17	at New York Giants (78,676), O-19	29
L	13	Seattle (67,504), O-26	34
-	-	BYE, N-2	-
L	24	at Arizona (64,519), MON N-10	29
W	35	St. Louis (67,573), N-16	16
L	22	at Dallas (63,272), N-23	35
W	10	at Buffalo (70,988), N-30	3
W	24	New York Jets (67,782), D-7	14
L	9	at Miami (65,893), D-14	14
W	17	at St. Louis (54,948), D-21	16
W	27	Washington (67,519), D-28	24
339			381

* Mike Nolan was fired after 7 games and Mike Singletary was appointed his successor.

TEAM STATISTICS	49ers	Opp
TOTAL FIRST DOWNS	287	293
Rushing	83	104
Passing	176	170
Penalty	28	19
TOTAL YARDS GAINED	4,978	5,216
By Rushing	1,599	1,709
By Passing	3,379	3,507
TOTAL PLAYS FROM SCRIMMAGE	961	1,027
Rushes	397	452
Average Gain Per Rush	4.0	3.8
NET YARDS PASSING	3,379	3,507
Passes Attempted	509	545
Passes Completed	309	331
Percent Completed	60.7	60.7
Had Intercepted	19	22
Times Sacked	55	30
Lost Attempting to Pass	345	161
PUNTS	67	72
Total Yardage of Punts	3,155	3,054
Average Length	47.1	42.4
KICKOFF RETURNS	76	65
Total Yards Returned	1,767	1,515
Average Length of Return	23.3	23.3
PENALTIES	98	111
Yards Penalized	732	869
FUMBLES	36	16
Own Fumbles Recovered	20	10
Opponents' Fumbles Recovered	6	16
FIELD GOALS	29	35
Field Goals Attempted	33	42
TOTAL POINTS SCORED	339	381
Touchdowns Scored	36	39
Touchdowns Rushing	10	14
Touchdowns Passing	21	22
Touchdown Returns	5	3
Extra Points	34	38
Field Goals	29	35
Safeties	0	2
AVG. TIME OF POSSESSION	29:22	30:38

SCORING	TDs	Ru	Pa	Int	Fu	KO	Pu	PAT	FG	S	Pts
Nedney, Joe	0	0	0	0	0	0	0	34/34	29/33	0	121
Gore, Frank	8	6	2	0	0	0	0	0/0	0/0	0	50
Bruce, Isaac	7	0	7	0	0	0	0	0/0	0/0	0	42
Johnson, Bryant	3	0	3	0	0	0	0	0/0	0/0	0	18
Morgan, Josh	3	0	3	0	0	0	0	0/0	0/0	0	18
Davis, Vernon	2	0	2	0	0	0	0	0/0	0/0	0	12
Foster, DeShaun	2	1	1	0	0	0	0	0/0	0/0	0	12
Hill, Jason	2	0	2	0	0	0	0	0/0	0/0	0	12
Hill, Shaun	2	2	0	0	0	0	0	0/0	0/0	0	12
Rossum, Allen	2	1	0	0	0	1	0	0/0	0/0	0	12
Clements, Nate#	1	0	0	0	1	0	0	0/0	0/0	0	6
Staley, Joe	1	0	0	0	1	0	0	0/0	0/0	0	6
Strickland, Donald*	1	0	0	0	1	0	0	0/0	0/0	0	6

Rookie Names in Italics

(continued)

SCORING	TDs	Ru	Pa	Int	Fu	KO	Pu	PAT	FG	S	Pts
Walker, Delanie	1	0	1	0	0	0	0	0/0	0/0	0	6
Willis, Patrick	1	0	0	1	0	0	0	0/0	0/0	0	6
49ERS	36	10	21	1	1	1	0	34/34	29/33	0	339
OPPONENTS	39	14	22	2	1	0	0	38/38	35/42	2	381

ret bkckd punt, * ret bkckd FG

RUSHING	No	Yds	Avg	Long	TD
Gore, Frank	240	1,036	4.3	41t	6
Foster, DeShaun	76	234	3.1	18	1
O'Sullivan, J.T.	30	145	4.8	18	0
Hill, Shaun	24	115	4.8	24	2
Robinson, Michael	19	50	2.6	10	0
Battle, Arnaz	1	18	18.0	18	0
Davis, Vernon	1	11	11.0	11	0
Hill, Jason	2	5	2.5	9	0
Rossum, Allen	1	1	1.0	1t	1
Bruce, Isaac	1	-3	-3.0	-3	0
Walker, Delanie	2	-13	-6.5	-3	0
49ERS	397	1,599	4.0	41t	10
OPPONENTS	452	1,709	3.8	50	14

RECEIVING	No	Yds	Avg	Long	TD
Bruce, Isaac	61	835	13.7	63	7
Johnson, Bryant	45	546	12.1	42	3
Gore, Frank	43	373	8.7	26	2
Davis, Vernon	31	358	11.5	57	2
Hill, Jason	30	317	10.6	33	2
Battle, Arnaz	24	318	13.3	36	0
Morgan, Josh	20	319	16.0	48t	3
Robinson, Michael	17	202	11.9	36	0
Foster, DeShaun	16	133	8.3	31	1
Walker, Delanie	10	155	15.5	53	1
Zeigler, Dominique	5	97	19.4	31	0
Keasey, Zak	3	25	8.3	12	0
Ryan, Sean	1	8	8.0	8	0
Bajema, Billy	2	34	17.0	29	0
Rossum, Allen	1	4	4.0	4	0
49ERS	309	3,724	12.1	63	21
OPPONENTS	331	3,668	11.1	81	22

INTERCEPTIONS	No	Yds	Avg	Long	TD
Harris, Walt	3	25	8.3	24	0
Spikes, Takeo	3	14	4.7	13	0
Clements, Nate	2	13	6.5	13	0
Brown, Tarell	2	1	0.5	1	0
Willis, Patrick	1	86	86.0	86t	1
Smith, Justin	1	0	0.0	0	0
49ERS	12	139	11.6	86t	1
OPPONENTS	19	358	18.8	75t	2

KICKOFF RETURNS	No	Yds	Avg	Long	TD
Rossum, Allen	47	1,259	26.8	104t	1
Walker, Delanie	13	257	19.8	35	0
Robinson, Michael	6	135	22.5	34	0
Balmer, Kentwan	5	47	9.4	14	0
Bajema, Billy	2	27	13.5	14	0
Ryan, Sean	1	14	14.0	14	0
Battle, Arnaz	1	28	28.0	28	0
Spikes, Takeo	1	0	0.0	0	0
49ERS	76	1,767	23.3	104t	1
OPPONENTS	65	1,515	23.3	63	0

PUNT RETURNS	Ret	FC	Yds	Avg	Long	TD
Rossum, Allen	15	7	223	14.9	45	0
Battle, Arnaz	6	2	29	4.8	19	0
Clements, Nate	6	0	46	7.7	16	0
Zeigler, Dominique	2	3	0	0.0	0	0
49ERS	29	12	298	10.3	45	0
OPPONENTS	39	11	364	9.3	30	0

PUNTING	No	Yds	Avg	Net	TB	I-20	Lg	B
Lee, Andy	66	3,155	47.8	39.0	9	13	82	1
49ERS	66	3,155	47.1	39.0	9	13	82	1
OPPONENTS	72	3,054	42.4	35.8	9	23	70	1

PASSING	Att	Comp	Pct	Yds	LG	TD	Int	QB
Hill, Shaun	288	181	62.8	2,046	48t	13	8	87.5
O'Sullivan, J.T.	220	128	58.2	1,678	63	8	11	73.6
Bruce, Isaac	1	0	0.0	0	0	0	0	0.0
49ERS	509	309	60.7	3,724	63	21	19	81.3
OPPONENTS	545	331	60.7	3,668	81	22	12	85.0

2009 (8-8)

Mike Singletary, Coach

W	20	at Arizona (61,981), S-13	16
W	23	Seattle (69,732), S-20	10
L	24	at Minnesota (63,398), S-27	27
W	35	St. Louis (69,732), O-4	0
L	10	Atlanta (70,820), O-11	45
-	-	BYE, O-18	-
L	21	at Houston (66,229), O-25	24
L	14	at Indianapolis (69,732), N-1	18
L	27	Tennessee (69,732), N-8	34
W	10	Chicago (70,445), THU/N-12	6
L	24	at Green Bay (69,732), N-22	30
W	20	Jacksonville (67,761), N-29	3
L	17	at Seattle (69,732), D-6	20
W	24	Arizona (67,782), MON/D-14	9
L	13	at Philadelphia (69,144), D-20	27
W	20	Detroit (69,732), D-27	6
W	28	at St. Louis (47,965), J-3	6
330			281

TEAM STATISTICS		49ers	Opp								
TOTAL FIRST DOWNS											
Rushing		238	278								
Passing		77	77								
Penalty		137	176								
TOTAL YARDS GAINED											
By Rushing		24	25								
By Passing		4,652	5,222								
TOTAL PLAYS FROM SCRIMMAGE											
Rushes		939	1,050								
Average Gain Per Rush		371	426								
NET YARDS PASSING											
Passes Attempted		4.3	3.6								
Passes Completed		3,052	3,670								
Percent Completed		59.1	60.7								
Had Intercepted		14	18								
Times Sacked		40	44								
Lost Attempting to Pass		241	293								
PUNTS											
Total Yardage of Punts		99	95								
Average Length		4,711	4,295								
KICKOFF RETURNS											
Total Yards Returned		52	65								
Average Length of Return		1,135	1,415								
PENALTIES											
Yards Penalized		21.8	21.8								
FUMBLES											
Own Fumbles Recovered		98	114								
Opponents' Fumbles Recovered		758	969								
FIELD GOALS											
Field Goals Attempted		24	29								
TOTAL POINTS SCORED											
Touchdowns Scored		39	28								
Touchdowns Rushing		12	12								
Touchdowns Passing		23	14								
Touchdown Returns		4	2								
Extra Points		39	26								
Field Goals		19	29								
Safeties		0	0								
AVG. TIME OF POSSESSION											
		29:47	30:14								
SCORING											
	TDs	Ru	Pa	Int	Fu	KO	Pu	PAT	FG	S	Pts
Nedney, Joe	0	0	0	0	0	0	0	33/33	17/21	0	84
Gore, Frank	13	10	3	0	0	0	0	0/0	0/0	0	78
Davis, Vernon	13	0	13	0	0	0	0	0/0	0/0	0	78
Morgan, Josh	3	0	3	0	0	0	0	0/0	0/0	0	18
Crabtree, Michael	2	0	2	0	0	0	0	0/0	0/0	0	12
Hill, Jason	2	0	2	0	0	0	0	0/0	0/0	0	12
Schmitt, Ricky	0	0	0	0	0	0	0	2/2	2/3	0	8
Coffee, Glen	1	1	0	0	0	0	0	0/0	0/0	0	6
McKillip, Scott	0	0	0	0	1*	0	0	0/0	0/0	0	6
McDonald, Ray	1	0	0	0	1&	0	0	0/0	0/0	0	6
Willis, Patrick	1	0	0	1	0	0	0	0/0	0/0	0	6
Clements, Nate	1	0	0	0	1#	0	0	0/0	0/0	0	6
Norris, Moran	1	1	0	0	0	0	0	0/0	0/0	0	6
Andrus, Shane	0	0	0	0	0	0	0	4/4	0/0	0	4
49ERS	39	12	23	1	3	0	0	39/39	19/24	0	330
OPPONENTS	28	12	14	1	0	1	0	26/27	29/34	0	281

*returned special teams FR #returned blocked FG &returned on FR

Rookie Names in Italics

RUSHING	No	Yds	Avg	Long	TD
Gore, Frank	229	1,120	4.9	80t	10
Coffee, Glen	83	226	2.7	17	1
Hill, Shaun	8	70	8.8	22	0
Morgan, Josh	5	61	12.2	20	0
Smith, Alex	24	51	2.1	11	0
Norris, Moran	14	41	2.9	15	1
Walker, Delanie	3	34	11.3	16	0
Spurlock, Micheal	1	3	3.0	3	0
Robinson, Michael	3	2	0.7	4	0
Bruce, Isaac	1	-8	-8.0	-8	0
49ERS	371	1,600	4.3	80t	12
OPPONENTS	426	1,552	3.6	41	12

RECEIVING	No	Yds	Avg	Long	TD
Davis, Vernon	78	965	12.4	73t	13
Morgan, Josh	52	527	10.1	61	3
Gore, Frank	52	406	7.8	48	3
Crabtree, Michael	48	625	13.0	50	2
Bruce, Isaac	21	264	12.6	50	0
Walker, Delanie	21	233	11.1	39	0
Coffee, Glen	11	76	6.9	12	0
Hill, Jason	9	90	10.0	30	2
Norris, Moran	7	31	4.4	11	0
Robinson, Michael	6	24	4.0	8	0
Battle, Arnaz	5	40	8.0	12	0
Jones, Brandon	1	18	18.0	18	0
Smith, Alex	1	-6	-6.0	-6	0
49ERS	312	3,293	10.6	73t	23
OPPONENTS	352	3,963	11.3	90t	14

INTERCEPTIONS	No	Yds	Avg	Long	TD
Goldson, Dashon	4	39	9.8	34	0
Bly, Dre'	3	66	22.0	31	0
Willis, Patrick	3	33	11.0	23t	1
Brown, Tarell	2	52	26.0	51	0
Spencer, Shawntae	2	2	1.0	2	0
Roman, Mark	1	27	27.0	27	0
Franklin, Aubrayo	1	10	10.0	10	0
Clements, Nate	1	8	8.0	8	0
Lewis, Michael	1	0	0.0	0	0
49ERS	18	237	13.2	51	1
OPPONENTS	14	168	12.0	43	1

KICKOFF RETURNS	No	Yds	Avg	Long	TD
Robinson, Michael	18	414	23.0	40	0
Morgan, Josh	13	367	28.2	76	0
Rossum, Allen	7	152	21.7	40	0
Walker, Delanie	5	85	17.0	25	0
Battle, Arnaz	3	68	22.7	26	0
Coffee, Glen	3	42	14.0	16	0
Balmer, Kentwan	2	7	3.5	4	0
Norris, Moran	1	0	0.0	0	0
49ERS	52	1,135	21.8	76	0
OPPONENTS	65	1,415	21.8	101t	1

PUNT RETURNS	Ret	FC	Yds	Avg	Long	TD
Battle, Arnaz	21	10	61	2.9	18	0
Rossum, Allen	12	1	84	7.0	14	0
Jones, Brandon	9	1	26	2.9	13	0
Clements, Nate	4	1	38	9.5	12	0
Smith, Reggie	3	0	7	2.3	9	0
49ERS	49	13	216	4.4	18	0
OPPONENTS	57	14	495	8.7	56	0

PUNTING	No	Yds	Avg	Net	TB	I-20	Lg	B
Lee, Andy	99	4,711	47.6	41.0	8	30	64	0
49ERS	99	4,711	47.6	41.0	8	30	64	0
OPPONENTS	95	4,295	45.2	41.5	7	31	67	0

PASSING	Att	Comp	Pct	Yds	LG	TD	Int	QB
Smith, Alex	372	225	60.5	2,350	73t	18	12	81.5
Hill, Shaun	155	87	56.1	943	61	5	2	79.6
Spurlock, Micheal	1	0	0.0	0	0	0	0	39.6
49ERS	528	312	59.1	3,293	73t	23	14	80.8
OPPONENTS	580	352	60.7	3,963	90t	14	18	76.2

2010 (6-10)

Mike Singletary/Jim Tomsula, Coach*

L	6	at Seattle (67,044), S-12	31
L	22	New Orleans (69,732), MON/S-20	25
L	10	at Kansas City (68,188), S-26	31
L	14	at Atlanta (66,874), O-3	16
L	24	Philadelphia (69,732), SUN/O-10	27
W	17	Oakland (69,732), O-17	9
L	20	at Carolina (72,741), O-24	23
W	24	Denver in London (83,841), O-31	16
-	-	BYE, N-7	-
W	23	St. Louis (69,732), N-14 (OT)	20
L	0	Tampa Bay (69,732), N-21	21
W	27	at Arizona (62,308), MON/N-29	6
L	16	at Green Bay (70,575), D-5	34
W	40	Seattle (69,732), D-12	21
L	7	at San Diego (67,820), THU/D-16	34
L	17	at St. Louis (52,820), D-26	25
W	38	Arizona (69,732), J-2	7

305 346

* Mike Singletary was fired after 15 games and Jim Tomsula was appointed his successor.

TEAM STATISTICS	49ers	Opp
TOTAL FIRST DOWNS	251	299
Rushing	85	86
Passing	149	188
Penalty	17	25
TOTAL YARDS GAINED	5,013	5,244
By Rushing	1,657	1,547
By Passing	3,356	3,697
TOTAL PLAYS FROM SCRIMMAGE	945	1,033
Rushes	401	447
Average Gain Per Rush	4.1	3.5
NET YARDS PASSING	3,356	3,697
Passes Attempted	500	550
Passes Completed	282	358
Percent Completed	56.4	65.1
Had Intercepted	15	15
Times Sacked	44	36
Lost Attempting to Pass	257	244
PUNTS	91	84
Total Yardage of Punts	4,203	3,571
Average Length	46.2	42.5
KICKOFF RETURNS	61	67
Total Yards Returned	1,187	1,485
Average Length of Return	19.5	22.2
PENALTIES	112	97
Yards Penalized	933	839
FUMBLES	22	18
Own Fumbles Recovered	14	11
Opponents' Fumbles Recovered	7	8
FIELD GOALS	22	28
Field Goals Attempted	27	33
TOTAL POINTS SCORED	305	346
Touchdowns Scored	34	37
Touchdowns Rushing	10	9
Touchdowns Passing	19	25
Touchdown Returns	5	3
Extra Points	33	36
Field Goals	22	28
Safeties	0	0
AVG. TIME OF POSSESSION	28:37	31:23

SCORING	TDs	Ru	Pa	Int	Fu	KO	Pu	PAT	FG	S	Pts
Nedney, Joe	0	0	0	0	0	0	0	17/17	11/13	0	50
Davis, Vernon	7	0	7	0	0	0	0	0/0	0/0	0	44
Reed, Jeff	0	0	0	0	0	0	0	13/13	9/10	0	40
Crabtree, Michael	6	0	6	0	0	0	0	0/0	0/0	0	36
Westbrook, Brian	5	4	1	0	0	0	0	0/0	0/0	0	30
Gore, Frank	5	3	2	0	0	0	0	0/0	0/0	0	30
Ginn, Ted	2	0	1	0	0	0	1	0/0	0/0	0	12
Dixon, Anthony	2	2	0	0	0	0	0	0/0	0/0	0	12
Morgan, Joshua	2	0	2	0	0	0	0	0/0	0/0	0	12
Andrus, Shane	0	0	0	0	0	0	0	3/3	2/4	0	9
McDonald, Ray	1	0	0	1	0	0	0	0/0	0/0	0	6
Goldson, Dashon	1	0	0	1	0	0	0	0/0	0/0	0	6
Brown, Tarell	1	0	0	1	0	0	0	0/0	0/0	0	6
Smith, Troy	1	1	0	0	0	0	0	0/0	0/0	0	6
Mays, Taylor	1	0	0	0	1*	0	0	0/0	0/0	0	6
49ERS	34	10	19	3	1	0	1	33/33	22/27	0	305
OPPONENTS	37	9	25	1	1	1	0	36/37	28/33	0	346

*returned blocked punt 1 2-pt. conversions: Team: 1-1, Opponents: 0-0

Rookie Names in Italics

RUSHING	No	Yds	Avg	Long	TD
Gore, Frank	203	853	4.2	64	3
Westbrook, Brian	77	340	4.4	30	4
Dixon, Anthony	70	237	3.4	34	2
Smith, Troy	23	121	5.3	16	1
Smith, Alex	18	60	3.3	12	0
Walker, Delanie	3	18	6.0	10	0
Morgan, Joshua	2	17	8.5	13	0
Ginn, Ted	2	11	5.5	9	0
Norris, Moran	3	0	0.0	1	0
49ERS	401	1,657	4.1	64	10
OPPONENTS	447	1,547	3.5	43	9

RECEIVING	No	Yds	Avg	Long	TD
Davis, Vernon	56	914	16.3	66t	7
Crabtree, Michael	55	741	13.5	60t	6
Gore, Frank	46	452	9.8	41	2
Morgan, Joshua	44	698	15.9	65	2
Walker, Delanie	29	331	11.4	38	0
Westbrook, Brian	16	150	9.4	62t	1
Ginn, Ted	12	163	13.6	37t	1
Zeigler, Dominique	9	98	10.9	20	0
Byham, Nate	5	27	5.4	9	0
Dixon, Anthony	5	11	2.2	8	0
Norris, Moran	4	20	5.0	8	0
Williams, Kyle	1	8	8.0	8	0
49ERS	282	3,613	12.8	66t	19
OPPONENTS	358	3,941	11.0	71	25

INTERCEPTIONS	No	Yds	Avg	Long	TD
Clements, Nate	3	46	15.3	39	0
Spikes, Takeo	3	9	3.0	6	0
Spencer, Shawntae	3	0	0.0	0	0
Brown, Tarell	1	62	62.0	62t	1
Goldson, Dashon	1	39	39.0	39t	1
Brooks, Ahmad	1	32	32.0	32	0
McDonald, Ray	1	31	31.0	31t	1
Smith, Reggie	1	20	20.0	20	0
Lawson, Manny	1	0	0.0	0	0
49ERS	15	239	15.9	62t	3
OPPONENTS	15	182	12.1	41	1

KICKOFF RETURNS	No	Yds	Avg	Long	TD
Ginn, Ted	47	992	21.1	61	0
Walker, Delanie	5	70	14.0	20	0
Williams, Kyle	4	82	20.5	30	0
Morgan, Joshua	2	19	9.5	13	0
Norris, Moran	1	12	12.0	12	0
Wragge, Tony	1	12	12.0	12	0
Crabtree, Michael	1	0	0.0	0	0
49ERS	61	1,187	19.5	61	0
OPPONENTS	67	1,485	22.2	92t	1

PUNT RETURNS	Ret	FC	Yds	Avg	Long	TD
Ginn, Ted	24	18	321	13.4	78t	1
Adams, Phillip	4	0	29	7.3	16	0
Williams, Kyle	3	6	16	5.3	9	0
Smith, Reggie	0	1	0	0.0	0	0
49ERS	31	25	366	11.8	78t	1
OPPONENTS	54	12	483	8.9	43	0

PUNTING	No	Yds	Avg	Net	TB	I-20	Lg	B
Lee, Andy	91	4,203	46.2	38.2	12	34	64	0
49ERS	91	4,203	46.2	38.2	12	34	64	0
OPPONENTS	83	3,571	42.5	37.4	3	29	65	1

PASSING	Att	Comp	Pct	Yds	LG	TD	Int	QB
Smith, Alex	342	204	59.6	2,370	62t	14	10	82.1
Smith, Troy	145	73	50.3	1,176	66t	5	4	77.8
Carr, David	13	5	38.5	67	22	0	1	23.6
49ERS	500	282	56.4	3,613	66t	19	15	79.3
OPPONENTS	550	358	65.1	3,941	71	25	15	90.0

2011 (13-3/14-4)

NFC West Champions

Jim Harbaugh, Coach

W	33	Seattle (69,732), S-11	17
L	24	Dallas (69,732), S-18 (OT)	27
W	13	at Cincinnati (43,363), S-25	8
W	24	at Philadelphia (69,144), O-2	23
W	48	Tampa Bay (69,732), O-9	3
W	25	at Detroit (62,061), O-16	19
-	-	BYE, O-23	-
W	20	Cleveland (69,732), O-30	10
W	19	at Washington (78,032), N-6	11
W	27	New York Giants (69,732), N-13	20
W	23	Arizona (69,732), N-20	7
L	6	at Baltimore (71,345), THU/N-24	16
W	26	St. Louis (69,732), D-4	0
L	19	at Arizona (60,808), D-11	21
W	20	Pittsburgh (69,732), MON/D-19	3
W	19	at Seattle (66,697), D-24	17
W	34	at St. Louis (55,990), J-1	27
380			229
NFC DIVISIONAL ROUND - JAN. 14			
(at San Francisco - Candlestick Park)			
W	36	New Orleans (69,732)-SAT	32
NFC CHAMPIONSHIP - JAN. 22			
(at San Francisco - Candlestick Park)			
L	17	New York Giants (69,732) (OT)	20

TEAM STATISTICS		49ers	Opp
TOTAL FIRST DOWNS		282	267
Rushing		101	53
Passing		150	190
Penalty		31	24
TOTAL YARDS GAINED		4,974	4,931
By Rushing		2,044	1,236
By Passing		2,930	3,695
TOTAL PLAYS FROM SCRIMMAGE		993	974
Rushes		498	353
Average Gain Per Rush		4.1	3.5
NET YARDS PASSING		2,044	3,695
Passes Attempted		451	579
Passes Completed		277	333
Percent Completed		61.4	57.5
Had Intercepted		5	23
Times Sacked		44	42
Lost Attempting to Pass		263	283
PUNTS		79	87
Total Yardage of Punts		3,970	3,911
Average Length		50.3	45.0
KICKOFF RETURNS		39	46
Total Yards Returned		1,060	1,061
Average Length of Return		27.2	23.1
PENALTIES		113	98
Yards Penalized		1,014	867
FUMBLES		14	31
Own Fumbles Recovered		9	16
Opponents' Fumbles Recovered		15	5
FIELD GOALS		44	22
Field Goals Attempted		52	27
TOTAL POINTS SCORED		380	229
Touchdowns Scored		35	23
Touchdowns Rushing		14	3
Touchdowns Passing		18	20
Touchdown Returns		3	0
Extra Points		34	21
Field Goals		44	22
Safeties		1	1
AVG. TIME OF POSSESSION		32:02	27:58

SCORING	TDs	Ru	Pa	Int	Fu	KO	Pu	PAT	FG	S	Pts
Akers, David	0	0	0	0	0	0	0	34/34	44/52	0	166
Gore, Frank	8	8	0	0	0	0	0	0/0	0/0	0	48
Davis, Vernon	6	0	6	0	0	0	0	0/0	0/0	0	36
Crabtree, Michael	4	0	4	0	0	0	0	0/0	0/0	0	26
Williams, Kyle	3	0	3	0	0	0	0	0/0	0/0	0	18
Walker, Delanie	3	0	3	0	0	0	0	0/0	0/0	0	18
Ginn Jr., Ted	2	0	0	0	0	1	1	0/0	0/0	0	12
Dixon, Anthony	2	2	0	0	0	0	0	0/0	0/0	0	12
Hunter, Kendall	2	2	0	0	0	0	0	0/0	0/0	0	12
Smith, Alex	2	2	0	0	0	0	0	0/0	0/0	0	12
Miller, Bruce	1	0	1	0	0	0	0	0/0	0/0	0	6

Rookie Names in Italics

(continued)

SCORING	TDs	Ru	Pa	Int	Fu	KO	Pu	PAT	FG	S	Pts
Rogers, Carlos	1	0	0	1	0	0	0	0/0	0/0	0	6
Morgan, Joshua	1	0	1	0	0	0	0	0/0	0/0	0	6
<i>Smith, Aldon</i>	0	0	0	0	0	0	0	0/0	0/0	1	2
49ERS	35	14	18	1	0	1	1	34/34	44/52	1	380
OPPONENTS	23	3	20	0	0	0	0	21/21	22/27	1	229
2-pt conversions: Team: 1-1, Opponents: 1-2											

RUSHING	No	Yds	Avg	Long	TD
Gore, Frank	282	1,211	4.3	55	8
<i>Hunter, Kendall</i>	112	473	4.2	44	2
Smith, Alex	52	179	3.4	14	2
Dixon, Anthony	29	87	3.0	9	2
Ginn Jr., Ted	8	68	8.5	24	0
Williams, Kyle	2	32	16.0	25	0
<i>Miller, Bruce</i>	4	8	2.0	3	0
Crabtree, Michael	1	6	6.0	6	0
Walker, Delanie	3	5	1.7	14	0
<i>Kaepernick, Colin</i>	2	-2	-1.0	-1	0
Davis, Venon	2	-5	-2.5	-2	0
Lee, Andy	1	-18	-18.0	-18	0
49ERS	498	2,044	4.1	55	14
OPPONENTS	353	1,236	3.5	34	3

RECEIVING	No	Yds	Avg	Long	TD
Crabtree, Michael	72	874	12.1	52t	4
Davis, Vernon	67	792	11.8	44	6
Williams, Kyle	20	241	12.1	56t	3
Ginn Jr., Ted	19	220	11.6	26	0
Walker, Delanie	19	198	10.4	29t	3
Gore, Frank	17	114	6.7	13	0
<i>Hunter, Kendall</i>	16	195	12.2	44	0
Morgan, Joshua	15	220	14.7	30t	1
Edwards, Braylon	15	181	12.1	24	0
<i>Miller, Bruce</i>	11	83	7.5	30t	1
Swain, Brett	2	15	7.5	9	0
Peelle, Justin	1	19	19.0	19	0
Sopoaga, Isaac	1	18	18.0	18	0
Staley, Joe	1	17	17.0	17	0
Dixon, Anthony	1	6	6.0	6	0
49ERS	277	3,193	11.5	56t	18
OPPONENTS	333	3,978	11.9	77	20

INTERCEPTIONS	No	Yds	Avg	Long	TD
Rogers, Carlos	6	106	17.7	31t	1
Goldson, Dashon	6	53	8.8	21	0
Brown, Tarell	4	15	3.8	11	0
Whitner, Donte	2	48	24.0	48	0
Brock, Tramaine	2	18	9.0	18	0
<i>Culliver, Chris</i>	1	23	23.0	23	0
Smith, Reggie	1	11	11.0	11	0
Willis, Patrick	1	10	10.0	10	0
49ERS	23	284	12.3	48	1
OPPONENTS	5	51	10.2	30	0

KICKOFF RETURNS	No	Yds	Avg	Long	TD
Ginn Jr., Ted	29	800	27.6	102t	1
<i>Hunter, Kendall</i>	6	156	26.0	43	0
Williams, Kyle	4	104	26.0	33	0
49ERS	39	1,060	27.2	102t	1
OPPONENTS	46	1,061	23.1	39	0

PUNT RETURNS	Ret	FC	Yds	Avg	Long	TD
Ginn Jr., Ted	38	18	466	12.3	55t	1
Smith, Reggie	4	1	37	9.3	14	0
Williams, Kyle	2	4	41	20.5	36	0
49ERS	44	23	544	12.4	55t	1
OPPONENTS	39	17	315	8.1	24	0

PUNTING	No	Yds	Avg	Net	TB	I-20	Lg	B
Lee, Andy	78	3,970	50.9	44.0	9	28	68	1
49ERS	78	3,970	50.3	44.0	9	28	68	1
OPPONENTS	87	3,911	45.0	37.1	7	21	77	0

PASSING	Att	Comp	Pct	Yds	LG	TD	Int	QB
Smith, Alex	445	273	61.3	3,144	56t	17	5	90.7
<i>Kaepernick, Colin</i>	5	3	60.0	35	19	0	0	81.3
Akers, David	1	1	100.0	14	14t	1	0	158.3
49ERS	451	277	61.4	3,193	56t	18	5	91.5
OPPONENTS	579	333	57.5	3,978	77	20	20	73.6

2012 (13-5-1)
NFC West Champions – NFC Champions
Jim Harbaugh, Coach

W	30	at Green Bay (70,523), S–9	22
W	27	Detroit (69,732), SUN/S –16	19
L	13	at Minnesota (57,288), S–23	24
W	34	at New York Jets (79,088), S–30	0
W	45	Buffalo (69,732), 0–7	3
L	3	New York Giants (69,732), 0–14	26
W	13	Seattle (69,732), THU/O –18	6
W	24	at Arizona (62,810), MON/O –29	3
–	–	BYE, N–4	–
T	24	St. Louis (69,732), N–11	(OT) 24
W	32	Chicago (69,732), MON/N –19	7
W	31	at New Orleans (73,147), N–25	21
L	13	at St. Louis (57,279), D–2	(OT) 16
W	27	Miami (69,732), D–9	13
W	41	at New England (68,756), SUN/D –16	34
L	13	at Seattle (68,161), SUN/D –23	42
W	27	Arizona (69,732), D–30	13
397			273
NFC DIVISIONAL ROUND - JAN. 12 (at San Francisco – Candlestick Park)			
W	45	Green Bay (68,732)– SAT	31
NFC CHAMPIONSHIP - JAN. 20 (at Atlanta – Georgia Dome)			
W	28	Atlanta (60,863)	24
SUPER BOWL XLVII - FEB. 3 (at New Orleans – Mercedes-Benz Superdome)			
L	31	Baltimore (71,024)	34

TEAM STATISTICS		49ers	Opp
TOTAL FIRST DOWNS		322	284
Rushing		128	72
Passing		172	178
Penalty		22	34
TOTAL YARDS GAINED		5,789	4,710
By Rushing		2,491	1,507
By Passing		3,298	3,203
TOTAL PLAYS FROM SCRIMMAGE		969	1,012
Rushes		492	407
Average Gain Per Rush		5.1	3.7
NET YARDS PASSING		3,298	3,203
Passes Attempted		436	567
Passes Completed		289	337
Percent Completed		66.3	59.4
Had Intercepted		8	14
Times Sacked		41	38
Lost Attempting to Pass		253	270
PUNTS		67	79
Total Yardage of Punts		3,226	3,609
Average Length		48.1	45.7
KICKOFF RETURNS		49	48
Total Yards Returned		1,216	1,289
Average Length of Return		24.8	26.9
PENALTIES		109	93
Yards Penalized		960	758
FUMBLES		26	21
Own Fumbles Recovered		18	10
Opponents' Fumbles Recovered		11	8
FIELD GOALS		29	22
Field Goals Attempted		42	27
TOTAL POINTS SCORED		397	273
Touchdowns Scored		44	29
Touchdowns Rushing		17	7
Touchdowns Passing		23	19
Touchdown Returns		4	3
Extra Points		44	27
Field Goals		29	22
Safeties		1	1
AVG. TIME OF POSSESSION		30:49	29:11
SCORING		TDs Ru Pa Int Fu KO Pu PAT FG S Pts	
Akers, David		0 0 0 0 0 0 0 44/44	29/42 0 131
Gore, Frank		10 8 1 0 1 0 0 0	0 0 60
Crabtree, Michael		9 0 9 0 0 0 0 0	0 0 54
Davis, Vernon		5 0 5 0 0 0 0 0	0 0 30
Kaepernick, Colin		5 5 0 0 0 0 0 0	0 0 30
Moss, Randy		3 0 3 0 0 0 0 0	0 0 18
Walker, Delanie		3 0 3 0 0 0 0 0	0 0 18
Hunter, Kendall		2 2 0 0 0 0 0 0	0 0 12

Rookie Names in Italics

(continued)

SCORING		TDs Ru Pa Int Fu KO Pu PAT FG S Pts	
Dixon, Anthony		2 2 0 0 0 0 0 0	0 0 12
Manningham, Mario		1 0 1 0 0 0 0 0	0 0 6
Williams, Kyle		1 0 1 0 0 0 0 0	0 0 6
Brooks, Ahmad		1 0 0 1 0 0 0 0	0 0 6
Rogers, Carlos		1 0 0 0 1 0 0 0	0 0 6
Whitner, Donte		1 0 0 1 0 0 0 0	0 0 6
McDonald, Ray		0 0 0 0 0 0 0 0	0 1 2
49ERS		44 17 23 2 2 0 0 44/44	29/42 1 397
OPPONENTS		29 7 19 0 2* 0 1 22/27	27/27 1 273
*ret blkcd FG 2-pt conversions:		Team: 0–0, Opponents: 2–2	
RUSHING		No Yds Avg Long TD	
Gore, Frank		258 1,214 4.7 37	8
Kaepernick, Colin		63 415 6.6 50t	5
Hunter, Kendall		72 371 5.2 26	2
Smith, Alex		31 132 4.3 24	0
<i>James, LaMichael</i>		27 125 4.6 26	0
Dixon, Anthony		21 78 3.7 9	2
Manningham, Mario		3 64 21.3 29	0
Goldson, Dashon		1 31 31 31	0
Williams, Kyle		4 21 5.3 9	0
Miller, Bruce		5 18 3.6 9	0
Crabtree, Michael		1 8 8 8	0
Jacobs, Brandon		5 7 1.4 3	0
Ginn Jr., Ted		1 7 7 7	0
49ERS		492 2,491 5.1 50t	17
OPPONENTS		407 1,507 3.7 35	7
RECEIVING		No Yds Avg Long TD	
Crabtree, Michael		85 1,105 13 49t	9
Manningham, Mario		42 449 10.7 40	1
Davis, Vernon		41 548 13.4 53	5
Moss, Randy		28 434 15.5 55	3
Gore, Frank		28 234 8.4 26	1
Walker, Delanie		21 344 16.4 45	3
Williams, Kyle		14 212 15.1 57	1
Miller, Bruce		12 84 7 26	0
Hunter, Kendall		9 60 6.7 12	0
<i>Celek, Garrett</i>		4 51 12.8 35	0
<i>James, LaMichael</i>		3 29 9.7 15	0
Ginn Jr., Ted		2 1 0.5 1	0
49ERS		289 3,551 12.3 57	23
OPPONENTS		337 3,473 10.3 53	19
INTERCEPTIONS		No Yds Avg Long TD	
Goldson, Dashon		3 21 7 20	0
Brown, Tarell		2 17 8.5 12	0
Culliver, Chris		2 4 2 4	0
Willis, Patrick		2 2 1 2	0
Rogers, Carlos		1 63 63 63	0
Brooks, Ahmad		1 50 50 50t	1
Whitner, Donte		1 42 42 42t	1
Bowman, NaVorro		1 11 11 11	0
Smith, Aldon		1 6 6 6	0
49ERS		14 216 15.4 63	2
OPPONENTS		8 70 8.8 24	0
KICKOFF RETURNS		No Yds Avg Long TD	
James, LaMichael		14 417 29.8 62	0
Williams, Kyle		13 353 27.2 94	0
Ginn Jr., Ted		11 253 23.0 31	0
Hunter, Kendall		7 165 23.6 31	0
Walker, Delanie		4 28 7.0 18	0
49ERS		49 1,216 24.8 94	0
OPPONENTS		48 1,289 26.9 66	0
PUNT RETURNS		Ret FC Yds Avg Long TD	
Ginn Jr., Ted		32 12 326 10.2 38	0
Williams, Kyle		4 6 52 13.0 20	0
49ERS		36 18 378 10.5 38	0
OPPONENTS		36 18 249 6.9 75t	1
PUNTING		No Yds Avg Net TB I-20 Lg B	
Lee, Andy		67 3,226 48.1 43.2 4 36 66	0
49ERS		67 3,226 48.1 43.2 4 36 66	0
OPPONENTS		78 3,609 45.7 39.1 7 24 70	1
PASSING		Att Comp Pct Yds LG TD Int QB	
Kaepernick, Colin		218 136 62.4 1,814 57 10 3 98.3	
Smith, Alex		218 153 70.2 1,737 55 13 5 104.1	
Hunter, Kendall		0 0 0.0 0 0 0 0 0.0	
49ERS		436 289 66.3 3,551 57 23 8 101.2	
OPPONENTS		567 337 59.4 3,473 53 19 14 78.0	

2013 (12-4/14-5)			
Jim Harbaugh, Coach			
W	34	Green Bay (69,732), S-8	28
L	3	at Seattle (68,338), SUN/S-15	29
L	7	Indianapolis (69,732), S-22	27
W	35	at St. Louis (56,640), THU/S-26	11
W	34	Houston (69,732), SUN/O-6	3
W	32	Arizona (69,732), O-13	20
W	31	at Tennessee (69,143), O-20	17
W	42	at Jacksonville in London (83,559), O-27	10
-	-	BYE, N-3	-
L	9	Carolina (69,732), N-10	10
L	20	at New Orleans (73,025), N-17	23
W	27	at Washington (79,773), MON/N-25	6
W	23	St. Louis (69,732), D-1	13
W	19	Seattle (69,732), D-8	17
W	33	at Tampa Bay (64,142), D-15	14
W	34	Atlanta (69,732), MON/D-23	24
W	23	at Arizona (63,570), D-29	20
406			272
NFC WILDCARD - JAN. 5			
(at Green Bay - Lambeau Field)			
W	23	at Green Bay (77,525)	20
NFC DIVISIONAL ROUND - JAN. 12			
(at Carolina - Bank of America Stadium)			
W	23	at Carolina (73,784)	10
NFC CHAMPIONSHIP GAME - JAN. 19			
(at Seattle - CenturyLink Field)			
L	17	at Seattle (68,454)	23

TEAM STATISTICS		49ers	Opp
TOTAL FIRST DOWNS		286	284
Rushing		115	77
Passing		148	181
Penalty		23	26
TOTAL YARDS GAINED		5,180	5,071
By Rushing		2,201	1,535
By Passing		2,979	3,536
TOTAL PLAYS FROM SCRIMMAGE		961	1,020
Rushes		505	397
Average Gain Per Rush		4.4	3.9
NET YARDS PASSING		2,979	3,536
Passes Attempted		417	585
Passes Completed		244	345
Percent Completed		58.5	59.0
Had Intercepted		8	18
Times Sacked		39	38
Lost Attempting to Pass		231	283
PUNTS		79	87
Total Yardage of Punts		3,804	3,884
Average Length		48.2	44.6
KICKOFF RETURNS		32	54
Total Yards Returned		726	1,104
Average Length of Return		22.7	20.4
PENALTIES		103	96
Yards Penalized		845	878
FUMBLES		20	21
Own Fumbles Recovered		10	9
Opponents' Fumbles Recovered		12	10
FIELD GOALS		32	20
Field Goals Attempted		36	25
TOTAL POINTS SCORED		406	272
Touchdowns Scored		44	30
Touchdowns Rushing		18	11
Touchdowns Passing		21	19
Touchdown Returns		5	0
Extra Points		44	28
Field Goals		32	20
Safeties		1	1
AVG. TIME OF POSSESSION		30:35	29:26

SCORING	TDs	Ru	Pa	Int	Fu	KO	Pu	PAT	FG	S	Pts
Dawson, Phil	0	0	0	0	0	0	0	44/44	32/36	0	140
Davis, Vernon	13	0	13	0	0	0	0	0/0	0/0	0	78
Gore, Frank	9	9	0	0	0	0	0	0/0	0/0	0	54
Boldin, Anquan	7	0	7	0	0	0	0	0/0	0/0	0	42
Kaepernick, Colin	4	4	0	0	0	0	0	0/0	0/0	0	24
Hunter, Kendall	4	3	0	0	1	0	0	0/0	0/0	0	24
Dixon, Anthony	2	2	0	0	0	0	0	0/0	0/0	0	12
Bowman, NaVorro	1	0	0	1	0	0	0	0/0	0/0	0	6
Osgood, Kassim	1	0	0	0	1	0	0	0/0	0/0	0	6
Skuta, Dan	1	0	0	0	1	0	0	0/0	0/0	0	6

Rookie Names in Italics

(continued)

SCORING	TDs	Ru	Pa	Int	Fu	KO	Pu	PAT	FG	S	Pts
Crabtree, Michael	1	0	1	0	0	0	0	0/0	0/0	0	6
Brock, Tramaine	1	0	0	1	0	0	0	0/0	0/0	0	6
Lemonier, Corey	0	0	0	0	0	0	0	0/0	0/0	1	2
49ERS	44	18	21	2	3	0	0	44/44	32/36	1	406
OPPONENTS	30	11	19	0	0	0	0	28/28	20/25	1	272

2-pt conversions: Team: 0-0, Opponents: 1-2

RUSHING	No	Yds	Avg	Long	TD
Gore, Frank	276	1,128	4.1	51	9
Kaepernick, Colin	92	524	5.7	28	4
Hunter, Kendall	78	358	4.6	45	3
James, LaMichael	12	59	4.9	21	0
Dixon, Anthony	28	56	2.0	9	2
<i>Patton, Quinton</i>	1	26	26.0	26	0
Williams, Kyle	2	23	11.5	13	0
Miller, Bruce	7	13	1.9	4	0
Boldin, Anquan	2	11	5.5	11	0
Moore, Marlon	1	9	9.0	9	0
McCoy, Colt	6	-6	-1.0	-1	0
49ERS	505	2,201	4.4	51	18
OPPONENTS	397	1,535	3.9	30	11

RECEIVING	No	Yds	Avg	Long	TD
Boldin, Anquan	85	1,179	13.9	63	7
Davis, Vernon	52	850	16.3	64t	13
Miller, Bruce	25	243	9.7	43	0
Crabtree, Michael	19	284	14.9	60	1
Gore, Frank	16	141	8.8	29	0
Williams, Kyle	12	113	9.4	16	0
Manningham, Mario	9	85	9.4	14	0
<i>McDonald, Vance</i>	8	119	14.9	25	0
<i>Patton, Quinton</i>	3	34	11.3	29	0
Dixon, Anthony	3	30	10.0	19	0
Baldwin, Jonathan	3	28	9.3	15	0
Celek, Garrett	2	38	19.0	30	0
James, LaMichael	2	16	8.0	12	0
Hunter, Kendall	2	13	6.5	9	0
Osgood, Kassim	1	17	17.0	17	0
Staley, Joe	1	14	14.0	14	0
Moore, Marlon	1	6	6.0	6	0
49ERS	244	3,210	13.2	64t	21
OPPONENTS	345	3,819	11.1	75t	19

INTERCEPTIONS	No	Yds	Avg	Long	TD
Brock, Tramaine	5	82	16.4	41	1
<i>Reid, Eric</i>	4	54	13.5	53	0
Bowman, NaVorro	2	93	46.5	89t	1
Rogers, Carlos	2	14	7.0	11	0
Whitner, Donte	2	7	3.5	7	0
Brooks, Ahmad	1	22	22.0	22	0
Jerod-Eddie, Tony	1	6	6.0	6	0
Wright, Eric	1	0	0.0	0	0
49ERS	18	278	15.4	89t	2
OPPONENTS	8	117	14.6	43	0

KICKOFF RETURNS	No	Yds	Avg	Long	TD
James, LaMichael	12	321	26.8	41	0
Williams, Kyle	7	134	19.1	35	0
Dixon, Anthony	5	101	20.2	47	0
Hunter, Kendall	4	81	20.3	30	0
Cox, Perrish	3	82	27.3	30	0
<i>Patton, Quinton</i>	1	7	7.0	7	0
49ERS	32	726	22.7	47	0
Opponents	54	1,104	20.4	82	0

PUNT RETURNS	Ret	FC	Yds	Avg	Long	TD
James, LaMichael	23	12	251	10.9	40	0
Williams, Kyle	12	20	61	5.1	22	0
49ERS	35	32	312	8.9	40	0
OPPONENTS	38	21	330	8.7	38	0

PUNTING	No	Yds	Avg	Net	TB	I-20	Lg	B
Lee, Andy	79	3,804	48.2	41.7	9	27	62	0
49ERS	79	3,804	48.2	41.7	9	27	62	0
Opponents	85	3,884	44.6	40.1	4	27	65	2

PASSING	Att	Comp	Pct	Yds	LG	TD	Int	QB
Kaepernick, Colin	416	243	58.4	3,197	64t	21	8	91.6
McCoy, Colt	1	1	100.0	13	13	0	0	118.8
49ERS	417	244	58.5	3,210	64t	21	8	91.7
OPPONENTS	585	345	59.0	3,819	75t	19	18	76.4

2014 (8-8)

Jim Harbaugh, Coach

W	28	at Dallas (91,174), S-7	17
L	20	Chicago (70,799), SUN/S -14	28
L	14	at Arizona (61,572), S-21	23
W	26	Philadelphia (70,799), S-28	21
W	22	Kansas City (70,799), O-5	17
W	31	at St. Louis (56,851), MON/O -13	17
L	17	at Denver (77,047), SUN/O -19	42
-	-	BYE, O-26	-
L	10	St. Louis (70,799) N-2	13
W	27	at New Orleans (73,129), N-9	(OT) 24
W	16	at New York Giants (80,352), N-16	10
W	17	Washington (70,799), N-23	13
L	3	Seattle (70,799), THU/N -27	19
L	13	at Oakland (55,300), D-7	24
L	7	at Seattle (68,526), D-14	17
L	35	San Diego (70,799), SAT/D -20	(OT) 38
W	20	Arizona (70,799), D-28	17
306			340

TEAM STATISTICS	49ers	Opp
TOTAL FIRST DOWNS	303	308
Rushing	104	83
Passing	165	188
Penalty	34	37
TOTAL YARDS GAINED	5,239	5,143
By Rushing	2,176	1,612
By Passing	3,063	3,531
TOTAL PLAYS FROM SCRIMMAGE	1,009	989
Rushes	470	402
Average Gain Per Rush	4.6	4.0
NET YARDS PASSING	3,063	3,531
Passes Attempted	487	551
Passes Completed	292	324
Percent Completed	60.0	58.8
Had Intercepted	10	23
Times Sacked	52	36
Lost Attempting to Pass	344	200
PUNTS	73	74
Total Yardage of Punts	3,369	3,362
Average Length	46.2	45.4
KICKOFF RETURNS	45	40
Total Yards Returned	1,104	907
Average Length of Return	24.5	22.7
PENALTIES	116	122
Yards Penalized	937	909
FUMBLES	18	18
Own Fumbles Recovered	6	12
Opponents' Fumbles Recovered	12	6
FIELD GOALS	25	20
Field Goals Attempted	31	20
TOTAL POINTS SCORED	306	340
Touchdowns Scored	33	40
Touchdowns Rushing	10	7
Touchdowns Passing	20	29
Touchdown Returns	3	4
Extra Points	33	40
Field Goals	25	20
Safeties	0	0
AVG. TIME OF POSSESSION	31:16	28:44

SCORING	TDs	Ru	Pa	Int	Fu	KO	Pu	PAT	FG	S	Pts
Dawson, Phil	0	0	0	0	0	0	0	33/33	25/31	0	108
Boldin, Anquan	5	0	5	0	0	0	0	0/0	0/0	0	30
Gore, Frank	5	4	1	0	0	0	0	0/0	0/0	0	30
Crabtree, Michael	4	0	4	0	0	0	0	0/0	0/0	0	24
Hyde, Carlos	4	4	0	0	0	0	0	0/0	0/0	0	24
Ellington, Bruce	3	1	2	0	0	0	0	0/0	0/0	0	18
Johnson, Stevie	3	0	3	0	0	0	0	0/0	0/0	0	18
Davis, Vernon	2	0	2	0	0	0	0	0/0	0/0	0	12
Miller, Bruce	2	0	2	0	0	0	0	0/0	0/0	0	12
Kaepernick, Colin	1	1	0	0	0	0	0	0/0	0/0	0	6
Culliver, Chris	1	0	0	0	1	0	0	0/0	0/0	0	6
Bethea, Antoine	1	0	0	1	0	0	0	0/0	0/0	0	6
Johnson, Dontae	1	0	0	1	0	0	0	0/0	0/0	0	6
Lloyd, Brandon	1	0	1	0	0	0	0	0/0	0/0	0	6
49ERS	33	10	20	2	1	0	0	33/33	25/31	0	306
OPPONENTS	40	7	29	1	2*	0	1	40/40	20/20	0	340

*returned blocked punt | 2-pt. conversions: Team: 0-0, Opponents: 0-0

Rookie Names in Italics

RUSHING	No	Yds	Avg	Long	TD
Gore, Frank	255	1,106	4.3	52t	4
Kaepernick, Colin	104	639	6.1	90t	1
Hyde, Carlos	83	333	4.0	28	4
Ellington, Bruce	6	28	4.7	15	1
Patton, Quinton	1	20	20.0	20	0
Smith, Alfonso	7	19	2.7	12	0
Miller, Bruce	6	9	1.5	4	0
Gabbert, Blaine	1	5	5.0	5	0
Davis, Vernon	1	4	4.0	4	0
Boldin, Anquan	1	4	4.0	4	0
Crabtree, Michael	1	4	4.0	4	0
Dahl, Craig	1	3	3.0	3	0
Carrier, Derek	1	2	2.0	2	0
James, LaMichael	2	0	0.0	1	0
Team	470	2,176	4.6	90t	10
Opponents	402	1,612	4.0	37t	7

RECEIVING	No	Yds	Avg	Long	TD
Boldin, Anquan	83	1,062	12.8	76t	5
Crabtree, Michael	68	698	10.3	51	4
Johnson, Stevie	35	435	12.4	32	3
Davis, Vernon	26	245	9.4	29t	2
Miller, Bruce	18	189	10.5	22	2
Lloyd, Brandon	14	294	21.0	80t	1
Hyde, Carlos	12	68	5.7	16	0
Gore, Frank	11	111	10.1	55t	1
Carrier, Derek	9	105	11.7	23	0
Ellington, Bruce	6	62	10.3	20t	2
Patton, Quinton	3	44	14.7	35	0
Smith, Alfonso	3	11	3.7	5	0
Celek, Garrett	2	53	26.5	31	0
McDonald, Vance	2	30	15.0	21	0
Cleveland, Asante	0	0	0	0	0
Osgood, Kassim	0	0	0	0	0
Team	292	3,407	11.7	80t	20
Opponents	324	3,731	11.5	63	29

INTERCEPTIONS	No	Yds	Avg	Long	TD
Cox, Perrish	5	12	2.4	10	0
Bethea, Antoine	4	71	17.8	49t	1
Culliver, Chris	4	61	15.3	29	0
Reid, Eric	3	138	46.0	73	0
Borland, Chris	2	12	6.0	12	0
Wilhoite, Michael	2	1	0.5	1	0
Johnson, Dontae	1	20	20.0	20t	1
Dahl, Craig	1	0	0.0	0	0
Willis, Patrick	1	0	0.0	0	0
Team	23	315	13.7	73	2
Opponents	10	111	11.1	53t	1

KICKOFF RETURNS	No	Yds	Avg	Long	TD
Ellington, Bruce	24	614	25.6	38	0
Hyde, Carlos	11	268	24.4	30	0
Holliday, Trindon	3	83	27.7	32	0
Cox, Perrish	2	60	30.0	57	0
Patton, Quinton	1	24	24.0	24	0
Miller, Bruce	1	19	19.0	19	0
Jerod-Eddie, Tony	1	18	18.0	18	0
Lynch, Aaron	1	10	10.0	10	0
Thomas, Chase	1	8	8.0	8	0
Team	45	1,104	24.5	57	0
Opponents	40	907	22.7	38	0

PUNT RETURNS	Ret	FC	Yds	Avg	Long	TD
Ellington, Bruce	23	12	188	8.2	23	0
Cox, Perrish	10	1	35	3.5	9	0
Osgood, Kassim	1	0	2	2.0	2	0
Cook, Chris	1	0	2	2.0	2	0
Team	35	13	227	6.5	23	0
Opponents	36	22	336	9.3	82t	1

PUNTING	No	Yds	Avg	Net	TB	I-20	Lg	B
Lee, Andy	72	3,369	46.8	39.6	7	28	71	1
Team	73	3,369	46.2	39.6	7	28	71	1
Opponents	74	3,362	45.4	40.2	8	21	61	1

PASSING	Att	Comp	Pct	Yds	LG	TD	Int	QB
Kaepernick, Colin	478	289	60.5	3,369	80t	19	10	86.4
Gabbert, Blaine	7	3	42.9	38	20t	1	0	100.0
Boldin, Anquan	1	0	0.0	0	0	0	0	39.6
Lee, Andy	1	0	0.0	0	0	0	0	39.6
49ERS	487	292	60.0	3,407	80t	20	10	86.3
OPPONENTS	551	324	58.8	3,731	63	29	23	79.5

2015 (5-11)

Jim Tomsula, Coach

W	20	Minnesota (70,799), MON S-14	3
L	18	at Pittsburgh (66,472), S-20	43
L	7	at Arizona (63,663), S-27	47
L	3	Green Bay (70,799), O-4	17
L	27	at New York Giants (78,515), SUN O-11	30
W	25	Baltimore (70,799), O-18	20
L	3	Seattle (70,799), THU O-22	20
L	6	at St. Louis (51,207), N-1	27
W	17	Atlanta (70,799), N-8	16
-	-	BYE, N-15	-
L	13	at Seattle (68,993), N-22	29
L	13	Arizona (70,799), N-29	19
W	26	at Chicago (62,088), D-6 (OT)	20
L	10	at Cleveland (63,916), D-13	24
L	14	Cincinnati (70,799), D-20	24
L	17	at Detroit (61,313), D-27	32
W	19	St. Louis (70,799), J-3 (OT)	16
238			387

TEAM STATISTICS		49ers	Opp
TOTAL FIRST DOWNS		261	356
Rushing		83	128
Passing		154	199
Penalty		24	29
TOTAL YARDS GAINED		4,860	6,199
By Rushing		1,544	2,020
By Passing		3,316	4,179
TOTAL PLAYS FROM SCRIMMAGE		969	1,081
Rushes		390	504
Average Gain Per Rush		4.0	4.0
NET YARDS PASSING		3,316	4,179
Passes Attempted		526	549
Passes Completed		322	375
Percent Completed		61.2	68.3
Had Intercepted		12	9
Times Sacked		53	28
Lost Attempting to Pass		330	196
PUNTS		92	74
Total Yardage of Punts		4,017	3,363
Average Length		43.7	45.4
KICKOFF RETURNS		42	23
Total Yards Returned		993	591
Average Length of Return		23.6	25.7
PENALTIES		113	112
Yards Penalized		823	920
FUMBLES		21	10
Own Fumbles Recovered		16	7
Opponents' Fumbles Recovered		3	5
FIELD GOALS		24	28
Field Goals Attempted		27	37
TOTAL POINTS SCORED		238	387
Touchdowns Scored		24	43
Touchdowns Rushing		7	20
Touchdowns Passing		16	21
Touchdown Returns		1	2
Extra Points		20	35
Field Goals		24	28
Safeties		0	2
AVG. TIME OF POSSESSION		26:20	33:40

SCORING	TDs	Ru	Pa	Int	Fu	KO	Pu	PAT	FG	S	Pts
Dawson, Phil	0	0	0	0	0	0	0	20/21	24/27	0	92
Smith, Torrey	4	0	4	0	0	0	0	0/0	0/0	0	26
Boldin, Anquan	4	0	4	0	0	0	0	0/0	0/0	0	24
Celek, Garrett	3	0	3	0	0	0	0	0/0	0/0	0	18
McDonald, Vance	3	0	3	0	0	0	0	0/0	0/0	0	18
Hyde, Carlos	3	3	0	0	0	0	0	0/0	0/0	0	18
Ward, Jimmie	1	0	0	1	0	0	0	0/0	0/0	0	6
Patton, Quinton	1	0	1	0	0	0	0	0/0	0/0	0	6
Miller, Bruce	1	1	0	0	0	0	0	0/0	0/0	0	6
Draughn, Shaun	1	1	0	0	0	0	0	0/0	0/0	0	6
Simpson, Jerome	1	0	1	0	0	0	0	0/0	0/0	0	6
Gabbert, Blaine	1	1	0	0	0	0	0	0/0	0/0	0	6
Kaepernick, Colin	1	1	0	0	0	0	0	0/0	0/0	0	6
49ERS	24	7	16	1	0	0	0	20/21	24/27	0	238
OPPONENTS	43	20	21	2	0	0	0	35/39	28/37	2	387

2-pt. conversions: Team: 1-2, Opponents: 3-4

Rookie Names in Italics

RUSHING	No	Yds	Avg	Long	TD
Hyde, Carlos	115	470	4.1	22	3
Draughn, Shaun	76	263	3.5	30	1
Kaepernick, Colin	45	256	5.7	15	1
Gabbert, Blaine	32	185	5.8	44t	1
Harris, DuJuan	27	140	5.2	47	0
<i>Davis, Mike</i>	35	58	1.7	13	0
<i>Hayne, Jarryd</i>	17	52	3.1	11	0
Gaskins, Kendall	16	38	2.4	14	0
Bush, Reggie	8	28	3.5	9	0
Cadet, Travaris	7	16	2.3	4	0
Miller, Bruce	6	14	2.3	4	1
Thomas, Pierre	4	12	3.0	4	0
Ellington, Bruce	1	7	7.0	7	0
Patton, Quinton	1	5	5.0	5	0
Team	390	1,544	4.0	47	7
Opponents	504	2,020	4.0	71t	20

RECEIVING	No	Yds	Avg	Long	TD
Boldin, Anquan	69	789	11.4	51	4
Smith, Torrey	33	663	20.1	76t	4
Patton, Quinton	30	394	13.1	41	1
McDonald, Vance	30	326	10.9	36	3
Draughn, Shaun	25	175	7.0	26	0
Celek, Garrett	19	186	9.8	33	3
Davis, Vernon	18	194	10.8	43	0
<i>Bell, Blake</i>	15	186	12.4	48	0
Ellington, Bruce	13	153	11.8	44	0
Hyde, Carlos	11	53	4.8	11	0
Miller, Bruce	10	135	13.5	52	0
Harris, DuJuan	9	97	10.8	31	0
Gaskins, Kendall	8	69	8.6	16	0
Cadet, Travaris	7	66	9.4	16	0
<i>Davis, Mike</i>	7	38	5.4	11	0
<i>Hayne, Jarryd</i>	6	27	4.5	7	0
Simpson, Jerome	5	54	10.8	16	1
Bush, Reggie	4	19	4.8	8	0
<i>White, DeAndrew</i>	2	18	9.0	10	0
Leonhardt, Brian	1	4	4.0	4	0
Team	322	3646	11.3	76t	16
Opponents	375	4375	11.7	66t	21

INTERCEPTIONS	No	Yds	Avg	Long	TD
Acker, Kenneth	3	45	15.0	45	0
Brock, Tramaine	3	26	8.7	26	0
Ward, Jimmie	1	29	29.0	29t	1
<i>Tartt, Jaquiski</i>	1	25	25.0	25	0
Wilhoite, Michael	1	0	0.0	0	0
Team	9	125	13.9	45	1
Opponents	12	174	14.5	42	2

KICKOFF RETURNS	No	Yds	Avg	Long	TD
Ellington, Bruce	26	665	25.6	40	0
Patton, Quinton	7	157	22.4	35	0
<i>White, DeAndrew</i>	6	142	23.7	30	0
Thomas, Pierre	1	15	15.0	15	0
Jerod-Eddie, Tony	1	11	11.0	11	0
Miller, Bruce	1	3	3.0	3	0
Team	42	993	23.6	40	0
Opponents	23	591	25.7	74	0

PUNT RETURNS	Ret	FC	Yds	Avg	Long	TD
Ellington, Bruce	19	17	137	7.2	36	0
<i>Hayne, Jarryd</i>	8	5	76	9.5	37	0
Bush, Reggie	2	1	9	4.5	9	0
<i>White, DeAndrew</i>	1	0	4	4.0	4	0
Team	30	23	226	7.5	37	0
Opponents	44	22	283	6.4	41	0

PUNTING	No	Yds	Avg	Net	TB	I-20	Lg	B
<i>Pinion, Bradley</i>	91	3969	43.6	39.4	5	31	62	0
Dawson, Phil	1	48	48.0	47.0	0	0	48	0
Team	92	4017	43.7	39.5	5	31	62	0
Opponents	74	3363	45.4	40.5	7	31	68	0

PASSING	Att	Comp	Pct	Yds	LG	TD	Int	QB
Gabbert, Blaine	282	178	63.1	2,031	71t	10	7	86.2
Kaepernick, Colin	244	144	59.0	1,615	76t	6	5	78.5
49ERS	526	322	61.2	3,646	76t	16	12	82.6
OPPONENTS	549	375	68.3	4,375	66t	21	9	98.1

2016 (2-14)

Chip Kelly, Coach

W	28	Los Angeles Rams (70,178), MON/S -12	0
L	27	at Carolina (74,143), S -18	46
L	18	at Seattle (69,010), S -25	37
L	17	Dallas (70,178), O -2	24
L	21	Arizona (70,178), THU/O -6	33
L	16	at Buffalo (70,003), O -16	45
L	17	Tampa Bay (70,178), O -23	34
-	-	BYE, O -30	-
L	23	New Orleans (70,178) N -6	41
L	20	at Arizona (65,127), N -13	23
L	17	New England (70,178), N -20	30
L	24	at Miami (65,856), N -27	31
L	6	at Chicago (59,782), D -4	26
L	17	New York Jets (70,178), D -11 (OT)	23
L	13	at Atlanta (70,164), D -18	41
W	22	at Los Angeles Rams (83,656), SAT/D -24	21
L	23	Seattle (70,178), J -1	25

309 480

TEAM STATISTICS	49ers	Opp
TOTAL FIRST DOWNS	287	358
Rushing	116	140
Passing	152	187
Penalty	19	31
TOTAL YARDS GAINED	4,930	6,502
By Rushing	2,019	2,654
By Passing	2,911	4,848
TOTAL PLAYS FROM SCRIMMAGE	996	1,102
Rushes	458	548
Average Gain Per Rush	4.4	4.8
NET YARDS PASSING	2,911	4,848
Passes Attempted	491	521
Passes Completed	287	322
Percent Completed	58.5	61.8
Had Intercepted	10	10
Times Sacked	47	33
Lost Attempting to Pass	255	165
PUNTS	100	78
Total Yardage of Punts	4,402	3,429
Average Length	44.0	44.0
KICKOFF RETURNS	38	44
Total Yards Returned	749	869
Average Length of Return	19.7	19.8
PENALTIES	99	93
Yards Penalized	831	795
FUMBLES	29	25
Own Fumbles Recovered	19	10
Opponents' Fumbles Recovered	10	15
FIELD GOALS	18	29
Field Goals Attempted	21	32
TOTAL POINTS SCORED	309	480
Touchdowns Scored	36	56
Touchdowns Rushing	15	25
Touchdowns Passing	21	30
Touchdown Returns	0	1
Extra Points	33	51
Field Goals	18	29
Safeties	1	2
AVG. TIME OF POSSESSION	26:45	33:15

SCORING	TDs	Ru	Pa	Int	Fu	KO	Pu	PAT	FG	S	Pts
Dawson, Phil	0	0	0	0	0	0	0	33/34	18/21	0	87
Hyde, Carlos	9	6	3	0	0	0	0	0/0	0/0	0	56
Draughn, Shaun	6	4	2	0	0	0	0	0/0	0/0	0	36
McDonald, Vance	4	0	4	0	0	0	0	0/0	0/0	0	24
Celek, Garrett	3	0	3	0	0	0	0	0/0	0/0	0	18
Kerley, Jeremy	3	0	3	0	0	0	0	0/0	0/0	0	18
Smith, Torrey	3	0	3	0	0	0	0	0/0	0/0	0	18
Kaepernick, Colin	2	2	0	0	0	0	0	0/0	0/0	0	14
Gabbert, Blaine	2	2	0	0	0	0	0	0/0	0/0	0	12
Streater, Rod	2	0	2	0	0	0	0	0/0	0/0	0	12
Davis, Mike	1	1	0	0	0	0	0	0/0	0/0	0	6
Harris, DuJuan	1	0	1	0	0	0	0	0/0	0/0	0	6
49ERS	36	15	21	0	0	0	0	33/34	18/21	1	309
OPPONENTS	56	25	30	0	1	0	1	51/54	29/32	2	480

2-pt. conversions: Team: 2-2, Opponents: 1-1

Rookie Names in Italics

RUSHING	No	Yds	Avg	Long	TD
Hyde, Carlos	217	988	4.6	47	6
Kaepernick, Colin	69	468	6.8	30	2
Draughn, Shaun	74	196	2.6	18	4
Gabbert, Blaine	40	173	4.3	24	2
Harris, DuJuan	38	138	3.6	19	0
Davis, Mike	19	50	2.6	8	1
Mostert, Raheem	1	6	6.0	6	0
Team	458	2,019	4.4	47	15
Opponents	548	2,654	4.8	75t	25

RECEIVING	No	Yds	Avg	Long	TD
Kerley, Jeremy	64	667	10.4	33t	3
Patton, Quinton	37	408	11.0	45	0
Celek, Garrett	29	350	12.1	31	3
Draughn, Shaun	29	263	9.1	29	2
Hyde, Carlos	27	163	6.0	19t	3
McDonald, Vance	24	391	16.3	75t	4
Smith, Torrey	20	267	13.4	53t	3
Streater, Rod	18	191	10.6	25	2
Harper, Chris	13	133	10.2	19	0
Harris, DuJuan	8	115	14.4	47t	1
<i>Burbridge, Aaron</i>	7	88	12.6	24	0
Bell, Blake	4	85	21.3	45	0
Davis, Mike	3	25	8.3	10	0
Hamm, Je'Ron	2	13	6.5	7	0
Smelter, DeAndre	1	23	23.0	23	0
Gabbert, Blaine	1	-16	-16.0	-16	0
Team	287	3,166	11.0	75t	21
Opponents	322	4,013	12.5	78t	30

INTERCEPTIONS	No	Yds	Avg	Long	TD
Hodges, Gerald	2	27	13.5	21	0
Brock, Tramaine	1	39	39.0	39	0
Reid, Eric	1	13	13.0	13	0
Ward, Jimmie	1	8	8.0	8	0
Armstrong, Ray-Ray	1	5	5.0	5	0
Bellore, Nick	1	4	4.0	4	0
Bethea, Antoine	1	0	0.0	0	0
Bowman, NaVorro	1	0	0.0	0	0
<i>Robinson, Rashard</i>	1	0	0.0	0	0
Team	10	96	9.6	39	0
Opponents	10	134	13.4	29	0

KICKOFF RETURNS	No	Yds	Avg	Long	TD
Shepherd, JaCorey	21	456	21.7	41	0
Davis, Chris	6	129	21.5	26	0
Martin, Keshawn	2	37	18.5	20	0
Mostert, Raheem	2	35	17.5	26	0
Kerley, Jeremy	2	32	16.0	20	0
Davis, Mike	2	18	9.0	12	0
Harris, DuJuan	1	18	18.0	18	0
Smith, Torrey	1	13	13.0	13	0
Patton, Quinton	1	11	11.0	11	0
Team	38	749	19.7	41	0
Opponents	44	869	19.8	78	0

PUNT RETURNS	Ret	FC	Yds	Avg	Long	TD
Kerley, Jeremy	21	36	158	7.5	26	0
Johnson, Dontae	1	0	25	25.0	25	0
<i>Burbridge, Aaron</i>	1	0	0	0.0	0	0
Mostert, Raheem	0	0	33	0	33	0
Team	23	36	216	9.4	33	0
Opponents	40	41	345	8.6	62	0

PUNTING	No	Yds	Avg	Net	TB	I-20	Lg	B
Pinion, Bradley	100	4,402	44.0	39.8	4	28	65	0
Team	100	4,402	44.0	39.8	4	28	65	0
Opponents	78	3,429	44.0	39.4	7	34	64	0

PASSING	Att	Comp	Pct	Yds	LG	TD	Int	QB
Kaepernick, Colin	331	196	59.2	2,241	65t	16	4	90.7
Gabbert, Blaine	160	91	56.9	925	75t	5	6	68.4
49ERS	491	287	58.5	3,166	75t	21	10	83.4
OPPONENTS	521	322	61.8	4,013	78t	30	10	96.9

49ERS RECORD VS. OPPONENTS

[NATIONAL FOOTBALL LEAGUE - 1950-PRESENT]



ARIZONA CARDINALS

Overall: 29–22

Home: 17–10

Away: 12–12

Date	Win	Score	Location	Date	Win	Score	Location	Date	Win	Score	Location
11/18/51	Cardinals	27–21	SF*	11/1/92	Cardinals	24–14	P	11/10/08	Cardinals	29–24	AZ
9/29/57	Cardinals	20–10	SF*	10/24/93	49ers	28–14	SF	9/13/09	49ers	20–16	AZ
11/25/62	49ers	24–17	SL	9/27/99	49ers	24–10	AZ	12/14/09	49ers	24–9	SF
9/27/64	Cardinals	23–13	SF	10/1/00	49ers	27–20	SF	11/29/10	49ers	27–6	AZ
9/22/68	49ers	35–17	SF	10/27/02	49ers	38–28	SF	1/2/11	49ers	38–7	SF
10/24/71	49ers	26–14	SL	12/21/02	49ers	17–14	AZ	11/20/11	49ers	23–7	SF
10/6/74	Cardinals	34–9	SF	10/26/03	Cardinals	16–13 (OT)	AZ	12/11/11	Cardinals	21–19	AZ
10/31/76	Cardinals	23–20 (OT)	SL	12/7/03	49ers	50–14	SF	10/29/12	49ers	24–3	AZ
11/12/78	Cardinals	16–10	SF	10/10/04	49ers	31–28 (OT)	SF	12/30/12	49ers	27–13	SF
12/2/79	Cardinals	13–10	SF	12/12/04	49ers	31–28 (OT)	AZ	10/13/13	49ers	32–20	SF
9/14/80	49ers	24–21 (OT)	SL	10/2/05	Cardinals	31–14	MC	12/29/13	49ers	23–20	AZ
11/21/82	49ers	31–20	SL	12/4/05	Cardinals	17–10	SF	9/21/14	Cardinals	23–14	AZ
9/18/83	49ers	42–27	SL	9/10/06	Cardinals	34–27	AZ	12/28/14	49ers	20–17	SF
11/9/86	49ers	43–17	SF	12/24/06	Cardinals	26–20	SF	9/27/15	Cardinals	47–7	AZ
10/18/87	49ers	34–28	SF	9/10/07	49ers	20–17	SF	11/29/15	Cardinals	19–13	SF
11/6/88	Cardinals	24–23	P	11/25/07	49ers	37–31 (OT)	AZ	10/6/16	Cardinals	33–21	SF
11/17/91	49ers	14–10	SF	9/7/08	Cardinals	23–13	SF	11/13/16	Cardinals	23–20	AZ

* Chicago Cards (SL) – St. Louis (P) – Phoenix (AZ) – Arizona (MC) – Mexico City

Record: At Levi's Stadium: (1–2)	University of Phoenix: (5–6)	Points: At Levi's Stadium: (74–92)	University of Phoenix: (231–221)
---	-------------------------------------	---	---



ATLANTA FALCONS

Overall: 47–31–1

Home: 28–11

Away: 19–20–1

Date	Win	Score	Location	Date	Win	Score	Location	Date	Win	Score	Location
10/16/66	49ers	44–7	A	9/28/80	Falcons	20–17	SF	10/16/94	49ers	42–3	A
9/24/67	49ers	38–7	SF	12/14/80	Falcons	35–10	A	12/4/94	49ers	50–14	SF
12/10/67	49ers	34–28	A	9/20/81	Falcons	34–17	A	9/10/95	49ers	41–10	SF
9/29/68	49ers	28–13	SF	11/8/81	49ers	17–14	SF	12/24/95	Falcons	28–27	A
12/15/68	49ers	14–12	A	12/19/82	Falcons	17–7	SF	9/29/96	49ers	39–17	SF
9/21/69	Falcons	24–12	A	9/25/83	49ers	24–20	SF	12/2/96	49ers	34–10	A
10/19/69	Falcons	21–7	SF	11/20/83	Falcons	28–24	A	9/21/97	49ers	34–7	SF
10/4/70	Falcons	21–0	A	9/30/84	49ers	14–5	SF	10/19/97	49ers	35–28	A
12/06/70	49ers	24–20	SF	12/2/84	49ers	35–17	A	9/27/98	49ers	31–20	SF
9/19/71	Falcons	20–17	A	9/15/85	49ers	35–16	SF	11/15/98	Falcons	31–19	A
12/12/71	49ers	24–3	SF	10/6/85	49ers	38–17	A	1/9/99 (d)	Falcons	20–18	A
10/29/72	49ers	49–14	A	10/19/86	Tie	10–10 (OT)	A	12/12/99	49ers	26–7	SF
12/10/72	49ers	20–0	SF	11/23/86	49ers	20–0	SF	1/3/00	Falcons	34–29	A
10/7/73	49ers	13–9	A	10/11/87	49ers	25–17	A	9/3/00	Falcons	36–28	A
10/28/73	Falcons	17–3	SF	12/20/87	49ers	35–7	SF	11/19/00	49ers	16–6	SF
9/22/74	49ers	16–10	A	9/18/88	Falcons	34–17	SF	9/9/01	49ers	16–13 (OT)	SF
11/24/74	49ers	27–0	SF	12/4/88	49ers	13–3	A	10/14/01	49ers	37–31 (OT)	A
10/12/75	Falcons	17–3	SF	11/12/89	49ers	45–3	SF	9/12/04	Falcons	21–19	SF
12/14/75	Falcons	31–9	A	12/3/89	49ers	23–10	A	11/4/07	Falcons	20–16	A
10/23/76	49ers	15–0	SF	9/23/90	49ers	19–13	SF	10/11/09	Falcons	45–10	SF
11/14/76	Falcons	21–16	A	10/14/90	49ers	45–35	A	10/3/10	Falcons	16–14	A
10/9/77	Falcons	7–0	SF	10/13/91	Falcons	39–34	SF	1/20/13 (c)	49ers	28–24	A
11/6/77	49ers	10–3	A	11/3/91	Falcons	17–14	A	12/23/13	49ers	34–24	SF
10/22/78	Falcons	20–17	SF	10/18/92	49ers	56–17	SF	11/8/15	49ers	17–16	SF
11/5/78	Falcons	21–10	A	11/9/92	49ers	41–3	A	12/18/16	Falcons	41–13	A
10/21/79	49ers	20–15	SF	9/19/93	49ers	37–30	SF				
12/16/79	Falcons	31–21	A	12/11/93	Falcons	27–24	A				

(d) – NFC Divisional Playoff

(c) – NFC Championship Game

Record: At Levi's Stadium: (1–0)	Mercedes-Benz Stadium: (0–0)	Points: At Levi's Stadium: (17–16)	Mercedes-Benz Stadium: (0–0)
---	-------------------------------------	---	-------------------------------------



BALTIMORE RAVENS

Overall: 2-4

Home: 2-1

Away: 0-2

Neutral: 0-1

Date	Win	Score	Location	Date	Win	Score	Location	Date	Win	Score	Location
11/17/96	49ers	38-20	SF	10/7/07	Ravens	9-7	SF	2/3/13 (s)	Ravens	34-31	NO
11/30/03	Ravens	44-6	B	11/24/11	Ravens	16-6	B	10/18/15	49ers	25-20	SF

(s) - Super Bowl XLVII

(NO) - Mercedes-Benz Superdome (New Orleans, LA)

Record: At Levi's Stadium: (1-0)	M&T Bank Stadium: (0-2)	Points: At Levi's Stadium: (25-20)	M&T Bank Stadium: (12-60)
---	------------------------------------	---	--------------------------------------



BUFFALO BILLS

Overall: 6-6

Home: 4-3

Away: 2-3

Date	Win	Score	Location	Date	Win	Score	Location	Date	Win	Score	Location
9/24/72	Bills	27-20	B	9/13/92	Bills	34-31	SF	12/26/04	Bills	41-7	SF
12/21/80	Bills	18-13	SF	12/3/95	49ers	27-17	SF	11/30/08	49ers	10-3	B
12/11/83	49ers	23-10	B	10/4/98	Bills	26-21	B	10/7/12	49ers	45-3	SF
12/17/89	49ers	21-10	SF	12/2/01	49ers	35-0	SF	10/16/16	Bills	45-16	B

Record: At Levi's Stadium: (0-0)	New Era Field: (2-2)	Points: At Levi's Stadium: (0-0)	New Era Field: (70-84)
---	-----------------------------	---	-------------------------------



CAROLINA PANTHERS

Overall: 8-12

Home: 3-6

Away: 5-6

Date	Win	Score	Location	Date	Win	Score	Location	Date	Win	Score	Location
11/5/95	Panthers	13-7	SF	12/6/98	49ers	31-28 (OT)	C	11/14/04	Panthers	37-27	SF
12/10/95	49ers	31-10	C*	10/17/99	Panthers	31-29	SF	12/2/07	Panthers	31-14	C
9/22/96	Panthers	23-7	C	12/18/99	Panthers	41-24	C	10/24/10	Panthers	23-20	C
12/8/96	Panthers	30-24	SF	9/10/00	Panthers	38-22	SF	11/10/13	Panthers	10-9	SF
9/29/97	49ers	34-21	C	10/22/00	Panthers	34-16	C	1/12/14 (d)	49ers	23-10	C
11/16/97	49ers	27-19	SF	10/7/01	49ers	24-14	SF	9/18/16	Panthers	46-27	C
11/8/98	49ers	25-23	SF	11/18/01	49ers	25-22 (OT)	C				

* Clemson, SC

(d) - NFC Divisional Playoff

Record: At Levi's Stadium: (0-0)	Bank of America Stadium: (4-6)	Points: At Levi's Stadium: (0-0)	Bank of America Stadium: (221-279)
---	---------------------------------------	---	---



CHICAGO BEARS

Overall: 33-31-1

Home: 22-13

Away: 11-18-1

Date	Win	Score	Location	Date	Win	Score	Location	Date	Win	Score	Location
9/24/50	Bears	32-20	SF	11/19/61	49ers	41-31	SF	9/13/81	49ers	28-17	SF
11/19/50	Bears	17-0	C	9/16/62	Bears	30-14	SF	11/27/83	Bears	13-3	C
10/21/51	Bears	13-7	C	10/14/62	49ers	34-27	C	1/6/85 (c)	49ers	23-0	SF
10/19/52	49ers	40-16	C	10/20/63	49ers	20-14	SF	10/13/85	Bears	26-10	SF
11/2/52	Bears	20-17	SF	12/8/63	Bears	27-7	C	12/14/87	49ers	41-0	SF
10/18/53	49ers	35-28	C	10/4/64	49ers	31-21	SF	10/24/88	Bears	10-9	C
11/1/53	49ers	24-14	SF	11/22/64	Bears	23-21	C	1/8/89 (c)	49ers	28-3	C
10/17/54	49ers	31-24	C	9/19/65	49ers	52-24	SF	12/24/89	49ers	26-0	SF
10/31/54	Bears	31-27	SF	12/12/65	Bears	61-20	C	12/23/91	49ers	52-14	SF
10/9/55	49ers	20-19	C	11/13/66	Tie	30-30	C	1/7/95 (d)	49ers	44-15	SF
10/23/55	Bears	34-23	SF	12/11/66	49ers	41-14	SF	12/17/00	49ers	17-0	SF
10/14/56	Bears	31-7	C	12/3/67	Bears	28-14	SF	10/28/01	Bears	37-31 (OT)	C
10/28/56	Bears	38-21	SF	11/10/68	Bears	27-19	C	9/7/03	49ers	49-7	SF
10/13/57	49ers	21-17	C	12/6/69	49ers	42-21	SF	10/31/04	Bears	23-13	C
10/27/57	49ers	21-17	SF	11/8/70	49ers	37-16	C	11/13/05	Bears	17-9	C
10/12/58	Bears	28-6	C	10/17/71	49ers	13-0	SF	10/29/06	Bears	41-10	C
10/26/58	Bears	27-14	SF	11/19/72	49ers	34-21	C	11/12/09	49ers	10-6	SF
10/25/59	49ers	20-17	SF	11/17/74	49ers	34-0	C	11/19/12	49ers	32-7	SF
11/15/59	Bears	14-3	C	11/16/75	49ers	31-3	SF	9/14/14	Bears	28-20	SF
10/16/60	Bears	27-10	C	9/19/76	Bears	19-12	SF	12/6/15	49ers	26-20 (OT)	C
10/30/60	49ers	25-7	SF	9/10/78	Bears	16-13	SF	12/4/16	Bears	26-6	C
10/22/61	Bears	31-0	C	10/28/79	Bears	28-27	SF				

(c) - NFC Championship

(d) - NFC Divisional Playoff

Record: At Levi's Stadium: (0-1)	Soldier Field: (4-7)	Points: At Levi's Stadium: (20-28)	Soldier Field: (203-211)
---	-----------------------------	---	---------------------------------



CINCINNATI BENGALS

Overall: 11-4

Home: 5-2

Away: 4-2

Neutral: 2-0

Date	Win	Score	Location	Date	Win	Score	Location	Date	Win	Score	Location
9/29/74	Bengals	21-3	SF	9/20/87	49ers	27-26	C	12/5/99	Bengals	44-30	C
10/1/78	49ers	28-12	SF	1/22/89	49ers (s)	20-16	M	12/14/03	Bengals	41-38	C
12/6/81	49ers	21-3	C	12/9/90	49ers	20-17 (OT)	C	12/15/07	49ers	20-13	SF
1/24/82	49ers (s)	26-21	D	12/5/93	49ers	21-8	SF	9/25/11	49ers	13-8	C
11/4/84	49ers	23-17	SF	10/20/96	49ers	28-21	SF	12/20/15	Bengals	24-14	SF

(s) - Super Bowl XVI & XXIII

(D) - Pontiac Silverdome (Pontiac, MI)

(M) - Joe Robbie Stadium (Miami, FL)

Record: At Levi's Stadium: (0-1)	Paul Brown Stadium: (1-1)	Points: At Levi's Stadium: (14-24)	Paul Brown Stadium: (51-49)
----------------------------------	---------------------------	------------------------------------	-----------------------------



CLEVELAND BROWNS

Overall: 7-12

Home: 5-5

Away: 2-7

Date	Win	Score	Location	Date	Win	Score	Location	Date	Win	Score	Location
11/12/50	Browns	34-14	C	9/27/70	49ers	34-31	SF	9/13/93	Browns	23-13	C
9/30/51	49ers	24-10	SF	12/1/74	Browns	7-0	C	9/21/03	Browns	13-12	SF
11/15/53	Browns	23-21	C	9/3/78	Browns	24-7	C	12/30/07	Browns	20-7	C
10/2/55	Browns	38-3	SF	11/15/81	Browns	15-12	SF	10/30/11	49ers	20-10	SF
11/29/59	49ers	21-20	C	11/11/84	49ers	41-7	C	12/13/15	Browns	24-10	C
12/15/62	Browns	13-10	SF	11/29/87	49ers	38-24	SF				
11/3/68	Browns	33-21	SF	10/28/90	49ers	20-17	SF				

Record: At Levi's Stadium: (0-0)	FirstEnergy Stadium: (0-2)	Points: At Levi's Stadium: (0-0)	FirstEnergy Stadium: (17-44)
----------------------------------	----------------------------	----------------------------------	------------------------------



DALLAS COWBOYS

Overall: 17-17-1

Home: 9-9

Away: 8-8-1

Date	Win	Score	Location	Date	Win	Score	Location	Date	Win	Score	Location
11/20/60	49ers	26-14	D	10/12/80	Cowboys	59-14	D	11/12/95	49ers	38-20	D
11/10/63	49ers	31-24	SF	10/11/81	49ers	45-14	SF	11/10/96	Cowboys	20-17 (OT)	SF
11/7/65	Cowboys	39-31	D	1/10/82 (c)	49ers	28-27	SF	11/2/97	49ers	17-10	SF
12/16/67	49ers	24-16	SF	12/19/83	49ers	42-17	SF	9/24/00	49ers	41-24	D
11/27/69	Tie	24-24	D	12/22/85	49ers	31-16	SF	12/30/01	Cowboys	27-21	D
1/3/71 (c)	Cowboys	17-10	SF	10/15/89	49ers	31-14	D	12/8/02	49ers	31-27	D
1/2/72 (c)	Cowboys	14-3	D	11/11/90	49ers	24-6	D	9/25/05	Cowboys	34-31	SF
11/23/72	49ers	31-10	D	1/17/93 (c)	Cowboys	30-20	SF	11/23/08	Cowboys	35-22	D
12/23/72 (d)	Cowboys	30-28	SF	10/17/93	Cowboys	26-17	D	9/18/11	Cowboys	27-24 (OT)	SF
11/10/74	Cowboys	20-14	D	1/23/94 (c)	Cowboys	38-21	D	9/7/14	49ers	28-17	D
12/12/77	Cowboys	42-35	SF	11/13/94	49ers	21-14	SF	10/2/16	Cowboys	24-17	SF
9/9/79	Cowboys	21-13	SF	1/15/95 (c)	49ers	38-28	SF				

(c) - NFC Championship

(d) - NFC Divisional Playoff

Record: At Levi's Stadium: (0-1)	AT&T Stadium: (1-0)	Points: At Levi's Stadium: (17-24)	AT&T Stadium: (28-17)
----------------------------------	---------------------	------------------------------------	-----------------------



DENVER BRONCOS

Overall: 7-7

Home: 4-3

Away: 2-4


Neutral: 1-0

Date	Win	Score	Location	Date	Win	Score	Location	Date	Win	Score	Location
10/25/70	49ers	19-14	SF	10/9/88	Broncos	16-13 (OT)	SF	9/15/02	Broncos	24-14	SF
9/23/73	49ers	36-34	D	1/28/90 (s)	49ers	55-10	NO	12/31/06	49ers	26-23 (OT)	D
11/18/79	Broncos	38-28	SF	12/17/94	49ers	42-19	SF	10/31/10	49ers	24-16	London
9/19/82	Broncos	24-21	D	12/15/97	49ers	34-17	SF	10/19/14	Broncos	42-17	D
11/11/85	Broncos	17-16	D	12/23/00	Broncos	38-9	D				

(s) - Super Bowl XXIV

(NO) - Superdome (New Orleans, LA)


Record: At Levi's Stadium: (0-0)	Sports Authority Field at Mile High: (1-1)	Points: At Levi's Stadium: (0-0)	Sports Authority Field at Mile High: (43-65)
----------------------------------	--	----------------------------------	--

 **DETROIT LIONS** Overall: 37–28–1 Home: 23–10–1 Away: 14–18

Date	Win	Score	Location	Date	Win	Score	Location	Date	Win	Score	Location
10/8/50	Lions	24–7	D	11/6/60	Lions	24–0	SF	12/17/78	Lions	33–14	P
10/22/50	49ers	28–27	SF	10/1/61	49ers	49–0	D	11/2/80	Lions	17–13	P
12/2/51	49ers	20–10	D	11/5/61	Tie	20–20	SF	9/6/81	Lions	24–17	P
12/16/51	49ers	21–17	SF	9/23/62	Lions	45–24	D	12/31/83 (d) 49ers	24–23	SF	
9/28/52	49ers	17–3	SF	11/11/62	Lions	38–24	SF	9/2/84	49ers	30–27	P
10/12/52	49ers	28–0	D	10/6/63	Lions	26–3	D	10/20/85	Lions	23–21	P
10/11/53	Lions	24–21	D	11/3/63	Lions	45–7	SF	10/2/88	49ers	20–13	SF
10/25/53	Lions	14–10	SF	9/13/64	Lions	26–17	SF	10/20/91	49ers	35–3	SF
10/24/54	49ers	37–31	SF	12/13/64	Lions	24–7	D	12/28/92	49ers	24–6	SF
11/14/54	Lions	48–7	D	11/14/65	49ers	27–21	D	12/19/93	49ers	55–17	P
10/16/55	49ers	27–24	D	12/5/65	49ers	17–14	SF	10/9/94	49ers	27–14	P
10/30/55	49ers	38–21	SF	10/23/66	49ers	27–24	SF	9/25/95	Lions	27–24	P
10/21/56	Lions	20–17	D	11/24/66	49ers	41–14	D	12/23/96	49ers	24–14	SF
11/4/56	Lions	17–13	SF	10/29/67	Lions	45–3	SF	12/14/98	49ers	35–13	SF
11/3/57	49ers	35–31	SF	10/27/68	49ers	14–7	D	11/4/01	49ers	21–13	SF
11/17/57	Lions	31–10	D	11/2/69	Lions	26–14	SF	10/5/03	49ers	24–17	SF
12/22/57 (d) Lions	31–27	SF	D	11/22/70	Lions	28–7	D	11/12/06	49ers	19–13	D
11/2/58	49ers	24–21	SF	12/19/71	49ers	31–27	SF	9/21/08	49ers	31–13	SF
11/16/58	Lions	35–21	D	11/4/73	Lions	30–20	D	12/27/09	49ers	20–6	SF
10/18/59	49ers	34–13	D	10/14/74	Lions	17–13	D	10/16/11	49ers	25–19	D
11/1/59	49ers	33–7	SF	11/2/75	Lions	28–17	SF	9/16/12	49ers	27–19	SF
10/9/60	49ers	14–10	D	10/23/77	49ers	28–7	SF	12/27/15	Lions	32–17	D

(d) – NFC Divisional Playoff (D) – Detroit (P) – Pontiac


Record: At Levi's Stadium: (0–0)	Ford Field: (2–1)	Points: At Levi's Stadium: (0–0)	Ford Field: (61–64)
---	--------------------------	---	----------------------------

 **GREEN BAY PACKERS** Overall: 30–35–1 Home: 18–12–1 Away: 12–23

Date	Win	Score	Location	Date	Win	Score	Location	Date	Win	Score	Location
11/26/50	Packers	25–21	GB	10/21/62	Packers	31–13	M	12/6/87	49ers	23–12	GB
12/10/50	49ers	30–14	SF	12/9/62	Packers	31–21	SF	11/19/89	Packers	21–17	SF
12/9/51	49ers	31–19	SF	11/24/63	Packers	28–10	M	11/4/90	49ers	24–20	GB
12/14/52	49ers	24–14	SF	12/14/63	Packers	21–17	SF	1/6/96 (d) Packers	27–17	SF	
11/22/53	49ers	37–7	M	10/11/64	Packers	24–14	M	10/14/96	Packers	23–20 (OT)	GB
12/6/53	49ers	48–14	SF	11/15/64	49ers	24–14	SF	1/4/97 (d) Packers	35–14	GB	
10/10/54	49ers	23–17	M	10/10/65	Packers	27–10	GB	1/11/98 (c) Packers	23–10	SF	
12/5/54	49ers	35–0	SF	12/19/65	Tie	24–24	SF	11/1/98	Packers	36–22	GB
11/20/55	Packers	27–21	M	10/9/66	49ers	21–20	SF	1/3/99 (w) 49ers	30–27	SF	
12/4/55	Packers	28–7	SF	12/4/66	Packers	20–7	M	11/29/99	Packers	20–3	SF
11/18/56	49ers	17–16	GB	11/19/67	Packers	13–0	GB	10/15/00	Packers	31–28	GB
12/8/56	49ers	38–20	SF	12/1/68	49ers	27–20	SF	1/13/02 (w) Packers	25–15	GB	
10/20/57	49ers	24–14	M	9/28/69	Packers	14–7	M	12/15/02	Packers	20–14	SF
12/15/57	49ers	27–20	SF	11/1/70	49ers	26–10	SF	11/23/03	Packers	20–10	GB
11/23/58	49ers	33–12	M	11/5/72	Packers	34–24	M	12/10/06	Packers	30–19	SF
12/7/58	49ers	48–21	SF	11/27/73	49ers	20–6	SF	11/22/09	Packers	30–24	GB
10/11/59	Packers	21–20	GB	12/8/74	49ers	7–6	SF	12/5/10	Packers	34–16	GB
12/13/59	Packers	36–14	SF	9/12/76	49ers	26–14	GB	9/9/12	49ers	30–22	GB
10/23/60	Packers	41–14	M	12/18/77	Packers	16–14	M	1/12/13 (d) 49ers	45–31	SF	
12/10/60	Packers	13–0	SF	11/9/80	Packers	23–16	M	9/8/13	49ers	34–28	SF
9/24/61	Packers	30–10	GB	10/18/81	49ers	13–3	M	1/5/14 (w) 49ers	23–20	GB	
12/10/61	49ers	22–21	SF	10/26/86	49ers	31–17	M	10/4/15	Packers	17–3	SF


(c) – NFC Championship (d) – NFC Divisional Playoff (w) – Wild Card Game (M) – Milwaukee (GB) – Green Bay

Record: At Levi's Stadium: (0–1)	Lambeau Field: (5–12)	Points: At Levi's Stadium: (3–17)	Lambeau Field: (315–413)
---	------------------------------	--	---------------------------------

 **HOUSTON TEXANS** Overall: 2–1 Home: 2–0 Away: 0–1

Date	Win	Score	Location	Date	Win	Score	Location	Date	Win	Score	Location
1/1/06	49ers	20–17 (OT)	SF	10/25/09	Texans	24–21	H	10/6/13	49ers	34–3	SF


Record: At Levi's Stadium: (0–0)	NRG Stadium: (0–1)	Points: At Levi's Stadium: (0–0)	NRG Stadium: (21–24)
---	---------------------------	---	-----------------------------

 **INDIANAPOLIS COLTS** Overall: 18–25 Home: 11–11 Away: 7–14

Date	Win	Score	Location	Date	Win	Score	Location	Date	Win	Score	Location
11/29/53	49ers	38–21	B	12/18/60	49ers	34–10	SF	9/15/68	Colts	27–10	B
12/13/53	49ers	45–14	SF	12/3/61	Colts	20–17	B	10/13/68	Colts	42–14	SF
11/28/54	Colts	17–13	B	12/16/61	Colts	27–24	SF	10/26/69	49ers	24–21	B
12/11/54	49ers	10–7	SF	10/7/62	49ers	21–13	B	11/16/69	49ers	20–17	SF
11/27/55	Colts	26–14	B	11/4/62	Colts	22–3	SF	11/12/72	49ers	24–21	SF
12/11/55	49ers	35–24	SF	9/22/63	Colts	20–14	SF	10/5/86	49ers	35–14	SF
12/2/56	49ers	20–17	B	10/13/63	Colts	20–3	B	9/10/89	49ers	30–24	I
12/16/56	49ers	30–17	SF	11/1/64	Colts	37–7	B	10/15/95	Colts	18–17	I
11/24/57	Colts	27–21	B	11/29/64	Colts	14–3	SF	10/18/98	49ers	34–31	SF
12/8/57	49ers	17–13	SF	10/3/65	Colts	27–24	B	11/25/01	49ers	40–21	I
11/30/58	Colts	35–27	B	10/31/65	Colts	34–28	SF	10/9/05	Colts	28–3	SF
12/14/58	49ers	21–12	SF	9/25/66	Colts	36–14	B	11/1/09	Colts	18–14	I
11/22/59	Colts	45–14	B	12/18/66	Colts	30–14	SF	9/22/13	Colts	27–7	SF
12/5/59	Colts	34–14	SF	10/1/67	Colts	41–7	B				
11/27/60	49ers	30–22	B	11/26/67	Colts	26–9	SF				


(B) – Baltimore (I) – Indianapolis

Record: At Levi's Stadium: (0–0)	Lucas Oil Stadium: (0–1)	Points: At Levi's Stadium: (0–0)	Lucas Oil Stadium: (14–18)
---	---------------------------------	---	-----------------------------------

 **JACKSONVILLE JAGUARS** Overall: 2–2 Home: 1–0 Away: 1–2


Date	Win	Score	Location	Date	Win	Score	Location	Date	Win	Score	Location
9/12/99	Jaguars	41–3	J	11/29/09	49ers	20–3	SF	10/27/13	49ers	42–10	London
12/18/05	Jaguars	10–9	J								

Record: At Levi's Stadium: (0–0)	EverBank Field: (0–2)	Points: At Levi's Stadium: (0–0)	EverBank Field: (12–51)
---	------------------------------	---	--------------------------------

 **KANSAS CITY CHIEFS** Overall: 7–5 Home: 5–1 Away: 2–4

Date	Win	Score	Location	Date	Win	Score	Location	Date	Win	Score	Location
12/6/71	Chiefs	26–17	SF	12/14/91	49ers	28–14	SF	11/10/02	49ers	17–13	SF
10/5/75	49ers	20–3	KC	9/11/94	Chiefs	24–17	KC	10/1/06	Chiefs	41–0	KC
12/26/82	49ers	26–13	KC	11/30/97	Chiefs	44–9	KC	9/26/10	Chiefs	31–10	KC
11/17/85	49ers	31–3	SF	11/12/00	49ers	21–7	SF	10/5/14	49ers	22–17	SF

Record: At Levi's Stadium: (1–0)	Arrowhead Stadium: (2–4)	Points: At Levi's Stadium: (22–17)	Arrowhead Stadium: (82–156)
---	---------------------------------	---	------------------------------------

 **LOS ANGELES CHARGERS** Overall: 7–7 Home: 3–3 Away: 3–4 Neutral: 1–0

Date	Win	Score	Location	Date	Win	Score	Location	Date	Win	Score	Location
9/17/72	49ers	34–3	SF	9/8/91	49ers	34–14	SF	11/17/02	Chargers	20–17 (OT)	SD
12/5/76	Chargers	13–7 (OT)	SD	12/11/94	49ers	38–15	SD	10/15/06	Chargers	48–19	SF
9/30/79	Chargers	31–9	SD	1/29/95 (s)	49ers	49–26	M	12/16/10	Chargers	34–7	SD
12/11/82	Chargers	41–37	SF	11/23/97	49ers	17–10	SF	12/20/14	Chargers	38–35 (OT)	SF
11/27/88	49ers	48–10	SD	12/3/00	49ers	45–17	SD				

(s) – Super Bowl XXIX

(M) – Joe Robbie Stadium (Miami, FL)

(SD) = San Diego

Record: At Levi's Stadium: (0–1)	StubHub Center: (0–0)	Points: At Levi's Stadium: (35–38)	StubHub Center: (0–0)
---	------------------------------	---	------------------------------



LOS ANGELES RAMS

Overall: 68-64-3

Home: 34-32-2

Away: 34-32-1

Date	Win	Score	Location	Date	Win	Score	Location	Date	Win	Score	Location
10/1/50	Rams	35-14	SF	12/4/72	Rams	26-16	SF	11/20/94	49ers	31-27	SF
11/5/50	Rams	28-21	LA	9/30/73	Rams	40-20	SF	10/22/95	49ers	44-10	SLB
10/28/51	49ers	44-17	SF	11/18/73	Rams	31-13	LA	11/26/95	49ers	41-13	SF
11/4/51	Rams	23-16	LA	10/20/74	Rams	37-14	LA	9/8/96	49ers	34-0	SF
11/23/52	Rams	35-9	LA	11/4/74	Rams	15-13	SF	10/6/96	49ers	28-11	SL
11/30/52	Rams	34-21	SF	9/28/75	Rams	23-14	SF	9/7/97	49ers	30-10	SL
10/4/53	49ers	31-30	SF	11/9/75	49ers	24-23	LA	10/12/97	49ers	15-12	SF
11/8/53	49ers	31-27	LA	10/11/76	49ers	16-0	LA	10/25/98	49ers	28-10	SL
10/3/54	Tie	24-24	LA	11/21/76	Rams	23-3	SF	12/27/98	49ers	38-19	SF
11/7/54	Rams	42-34	SF	10/2/77	Rams	34-14	LA	10/10/99	Rams	42-20	SL
09/25/55	Rams	23-14	SF	11/20/77	Rams	23-10	SF	11/21/99	Rams	23-7	SF
11/6/55	Rams	27-14	LA	10/8/78	Rams	27-10	LA	9/17/00	Rams	41-24	SL
10/7/56	49ers	33-30	SF	11/19/78	Rams	31-28	SF	10/29/00	Rams	34-24	SF
11/11/56	Rams	30-6	LA	9/16/79	Rams	27-24	LA	9/23/01	Rams	30-26	SF
10/6/57	49ers	23-20	SF	11/25/79	Rams	26-20	SF	12/9/01	Rams	27-14	SL
11/10/57	Rams	37-24	LA	10/5/80	Rams	48-26	A	10/6/02	49ers	37-13	SF
10/5/58	Rams	33-3	SF	10/19/80	Rams	31-17	SF	12/30/02	Rams	31-20	SL
11/9/58	Rams	56-7	LA	10/25/81	49ers	20-17	SF	9/14/03	Rams	27-24 (OT)	SL
10/4/59	49ers	34-0	SF	11/22/81	49ers	33-31	A	11/2/03	49ers	30-10	SF
11/8/59	49ers	24-16	LA	12/2/82	49ers	30-24	A	10/3/04	Rams	24-14	SF
10/2/60	49ers	13-9	SF	1/2/83	Rams	21-20	SF	12/5/04	Rams	16-6	SL
12/4/60	49ers	23-7	LA	10/9/83	Rams	10-7	SF	9/11/05	49ers	28-25	SF
10/8/61	49ers	35-0	SF	10/23/83	49ers	45-35	A	12/24/05	49ers	24-20	SL
11/12/61	Rams	17-7	LA	10/28/84	49ers	33-0	A	9/17/06	49ers	20-13	SF
10/27/62	Rams	28-14	SF	12/14/84	49ers	19-16	SF	11/26/06	Rams	20-17	SL
11/18/62	49ers	24-17	LA	10/27/85	49ers	28-14	A	9/16/07	49ers	17-16	SL
10/27/63	Rams	28-21	LA	12/9/85	Rams	27-20	SF	11/18/07	Rams	13-9	SF
12/1/63	Rams	21-17	SF	9/14/86	Rams	16-13	A	11/16/08	49ers	35-16	SF
10/18/64	Rams	42-14	LA	12/19/86	49ers	24-14	SF	12/21/08	49ers	17-16	SL
12/6/64	49ers	28-7	SF	11/1/87	49ers	31-10	A	10/4/09	49ers	35-0	SF
10/17/65	49ers	45-21	LA	12/27/87	49ers	48-0	SF	1/3/10	49ers	28-6	SL
11/21/65	49ers	30-27	SF	10/16/88	49ers	24-21	A	11/14/10	49ers	23-20 (OT)	SF
9/30/66	Rams	34-3	LA	12/18/88	Rams	38-16	SF	12/26/10	Rams	25-17	SL
11/6/66	49ers	21-13	SF	10/1/89	Rams	13-12	SF	12/4/11	49ers	26-0	SF
10/8/67	49ers	27-24	LA	12/11/89	49ers	30-27	A	1/1/12	49ers	34-27	SL
11/5/67	Rams	17-7	SF	1/14/90 (c) 49ers	30-3	SF		11/11/12	Tie	24-24 (OT)	SF
10/6/68	Rams	24-10	LA	11/25/90	Rams	28-17	SF	12/2/12	Rams	16-13 (OT)	SL
11/17/68	Tie	20-20	SF	12/17/90	49ers	26-10	A	9/26/13	49ers	35-11	SL
10/12/69	Rams	27-21	SF	9/22/91	49ers	27-10	SF	12/1/13	49ers	23-13	SF
11/9/69	Rams	41-30	LA	11/25/91	49ers	33-10	A	10/13/14	49ers	31-17	SL
10/11/70	49ers	20-6	LA	10/4/92	49ers	27-24	SF	11/2/14	Rams	13-10	SF
11/29/70	Rams	30-13	SF	11/22/92	49ers	27-10	A	11/1/15	Rams	27-6	SL
10/10/71	Rams	20-13	SF	10/31/93	49ers	40-17	SF	1/3/16	49ers	19-16 (OT)	SF
11/21/71	Rams	17-6	LA	11/28/93	49ers	35-10	A	9/12/16	49ers	28-0	SF
10/8/72	Rams	31-7	LA	9/18/94	49ers	34-19	A	12/24/16	49ers	22-21	LA

(c) - NFC Championship Game (LA) = Los Angeles (A) = Anaheim (SL) = St. Louis (SLB) = Busch Memorial Stadium

Record: At Levi's Stadium: (2-1)	LA Memorial Coliseum: (10-20-1)	Points: At Levi's Stadium: (57-29)	LA Memorial Coliseum: (550-812)
---	--	---	--



MIAMI DOLPHINS

Overall: 6-7

Home: 3-3

Away: 2-4

Neutral: 1-0

Date	Win	Score	Location	Date	Win	Score	Location	Date	Win	Score	Location
9/16/73	Dolphins	21-13	M	9/28/86	49ers	31-16	M	12/14/08	Dolphins	14-9	M
9/25/77	Dolphins	19-15	SF	12/6/92	49ers	27-3	SF	12/9/12	49ers	27-13	SF
11/16/80	Dolphins	17-13	M	11/20/95	49ers	44-20	M	11/27/16	Dolphins	31-24	M
11/6/83	Dolphins	20-17	SF	12/16/01	49ers	21-0	SF				
1/20/85 (s) 49ers	38-16	ST		11/28/04	Dolphins	24-17	SF				

(s) - Super Bowl XIX (Stanford, CA)

Record: At Levi's Stadium: (0-0)	Hard Rock Stadium: (1-2)	Points: At Levi's Stadium: (0-0)	Hard Rock Stadium: (77-65)
---	---------------------------------	---	-----------------------------------



MINNESOTA VIKINGS

Overall: 23-22-1

Home: 14-8-1

Away: 9-14

Date	Win	Score	Location	Date	Win	Score	Location	Date	Win	Score	Location
10/15/61	49ers	38-24	M	11/7/71	49ers	13-9	M	9/15/91	Vikings	17-14	M
11/26/61	49ers	38-28	SF	12/16/72	49ers	20-17	SF	12/13/92	49ers	20-17	M
9/30/62	49ers	21-7	SF	10/14/73	Vikings	17-13	SF	10/3/93	49ers	38-19	SF
12/2/62	49ers	35-12	M	9/21/75	Vikings	27-17	M	12/26/94	Vikings	21-14	M
9/15/63	Vikings	24-20	SF	11/29/76	49ers	20-16	SF	12/18/95	49ers	37-30	SF
9/29/63	Vikings	45-14	M	12/4/77	Vikings	28-27	M	12/7/97	49ers	28-17	SF
10/25/64	Vikings	27-22	SF	9/27/79	Vikings	28-22	M	1/3/98 (d)	49ers	38-22	SF
11/8/64	Vikings	24-7	M	9/8/83	49ers	48-17	M	10/24/99	Vikings	40-16	M
10/24/65	Vikings	42-41	SF	12/8/84	49ers	51-7	SF	9/28/03	Vikings	35-7	M
11/28/65	49ers	45-24	M	9/8/85	Vikings	28-21	M	11/5/06	49ers	9-3	SF
9/11/66	Tie	20-20	SF	10/12/86	Vikings	27-24 (OT)	SF	12/9/07	Vikings	27-7	SF
10/30/66	Vikings	28-3	M	1/9/88 (d)	Vikings	36-24	SF	9/27/09	Vikings	27-24	M
9/17/67	49ers	27-21	M	10/30/88	49ers	24-21	SF	9/23/12	Vikings	24-13	M
12/8/68	Vikings	30-20	SF	1/1/89 (d)	49ers	34-9	SF	9/14/15	49ers	20-3	SF
12/14/69	Vikings	10-7	M	1/6/90 (d)	49ers	41-13	SF				
12/27/70 (d)	49ers	17-14	M	12/30/90	49ers	20-17	M				

(d) - NFC Divisional Playoff

Record: At Levi's Stadium: (1-0)	U.S. Bank Stadium: (0-0)	Points: At Levi's Stadium: (20-3)	U.S. Bank Stadium: (0-0)
---	---------------------------------	--	---------------------------------



NEW ENGLAND PATRIOTS

Overall: 8-5

Home: 4-2

Away: 4-3

Date	Win	Score	Location	Date	Win	Score	Location	Date	Win	Score	Location
10/31/71	49ers	27-10	SF	10/22/89	49ers	37-20	S	10/5/08	Patriots	30-21	SF
10/26/75	Patriots	24-16	NE	10/11/92	49ers	24-12	NE	12/16/12	49ers	41-34	NE
11/30/80	49ers	21-17	SF	9/17/95	49ers	28-3	SF	11/20/16	Patriots	30-17	SF
10/2/83	49ers	33-13	NE	12/20/98	Patriots	24-21	NE				
12/14/86	49ers	29-24	NE	1/2/05	Patriots	21-7	NE				

(S) - Stanford, CA

Record: At Levi's Stadium: (0-1)	Gillette Stadium: (1-1)	Points: At Levi's Stadium: (17-30)	Gillette Stadium: (48-55)
---	--------------------------------	---	----------------------------------



NEW ORLEANS SAINTS

Overall: 48-26-2

Home: 23-12-2

Away: 25-14

Date	Win	Score	Location	Date	Win	Score	Location	Date	Win	Score	Location
10/22/67	49ers	27-13	SF	11/28/82	Saints	23-20	SF	10/29/95	Saints	11-7	SF
11/23/69	Saints	43-38	NO	10/16/83	49ers	32-13	NO	9/1/96	49ers	27-11	SF
10/18/70	Tie	20-20	SF	11/13/83	49ers	27-0	SF	11/3/96	49ers	24-17	NO
12/13/70	49ers	38-27	NO	09/16/84	49ers	30-20	SF	9/14/97	49ers	33-7	SF
9/26/71	49ers	38-20	NO	11/25/84	49ers	35-3	NO	10/26/97	49ers	23-0	NO
11/14/71	Saints	26-20	SF	9/29/85	Saints	20-17	SF	10/11/98	49ers	31-0	NO
10/1/72	49ers	37-2	NO	12/15/85	49ers	31-19	NO	11/22/98	49ers	31-20	SF
10/22/72	Tie	20-20	SF	9/21/86	49ers	26-17	SF	09/19/99	49ers	28-21	SF
10/21/73	49ers	40-0	SF	11/2/86	Saints	23-10	NO	11/14/99	Saints	24-6	NO
12/9/73	Saints	16-10	NO	10/25/87	49ers	24-22	NO	11/5/00	Saints	31-15	NO
9/15/73	49ers	17-13	NO	11/15/87	Saints	26-24	SF	12/10/00	Saints	31-27	SF
12/15/74	49ers	35-21	SF	9/4/88	49ers	34-33	NO	11/11/01	49ers	28-27	SF
10/19/75	49ers	35-21	SF	12/11/88	49ers	30-17	SF	1/6/02	49ers	38-0	NO
11/23/75	49ers	16-6	NO	10/8/89	49ers	24-20	NO	10/20/02	Saints	35-27	NO
10/17/76	49ers	33-3	SF	11/6/89	49ers	31-13	SF	9/19/04	Saints	30-27	NO
12/12/76	49ers	27-7	NO	9/10/90	49ers	13-12	NO	12/3/06	Saints	34-10	NO
11/13/77	49ers	10-7 (OT)	NO	12/23/90	Saints	13-10	SF	10/28/07	Saints	31-10	SF
11/27/77	49ers	20-17	SF	11/10/91	Saints	10-3	NO	9/28/08	Saints	31-17	NO
10/15/78	Saints	14-7	SF	12/1/91	49ers	38-24	SF	9/20/10	Saints	25-22	SF
12/3/78	Saints	24-13	NO	9/27/92	49ers	16-10	NO	1/14/12 (d)	49ers	36-32	SF
9/23/79	Saints	30-21	SF	11/15/92	49ers	21-20	SF	11/25/12	49ers	31-21	NO
11/11/79	Saints	31-20	NO	9/26/93	Saints	16-13	NO	11/17/13	Saints	23-20	NO
9/7/80	49ers	26-23	NO	11/22/93	49ers	42-7	SF	11/9/14	49ers	27-24 (OT)	NO
12/7/80	49ers	38-35 (OT)	SF	9/25/94	49ers	24-13	SF	11/6/16	Saints	41-23	SF
9/27/81	49ers	21-14	SF	11/28/94	49ers	35-14	NO				
12/20/81	49ers	21-17	NO	9/3/95	49ers	24-22	NO				

(d) - NFC Divisional Playoff

Record: At Levi's Stadium: (0-1)	Mercedes-Benz Superdome: (21-12)	Points: At Levi's Stadium: (23-41)	Mercedes-Benz Superdome: (723-602)
---	---	---	---

ny **NEW YORK GIANTS** Overall: 19–20 Home: 11–9 Away: 8–11

Date	Win	Score	Location	Date	Win	Score	Location	Date	Win	Score	Location
11/9/52	Giants	23–14	NY	1/3/82 (d)	49ers	38–24	SF	1/15/94 (d)	49ers	44–3	SF
9/30/56	Giants	38–21	SF	10/8/84	49ers	31–10	NY	10/1/95	49ers	20–6	SF
12/1/57	49ers	27–17	NY	12/29/84 (d)	49ers	21–10	SF	11/30/98	49ers	31–7	SF
9/25/60	Giants	21–19	SF	12/29/85 (w)	Giants	17–3	NY	9/5/02	49ers	16–13	NY
11/17/63	Giants	48–14	NY	12/1/86	Giants	21–17	SF	1/5/03 (w)	49ers	39–38	SF
10/20/68	49ers	26–10	NY	1/4/87 (d)	Giants	49–3	NY	11/6/05	Giants	24–6	SF
10/15/72	Giants	23–17	SF	10/5/87	49ers	41–21	NY	10/21/07	Giants	33–15	NY
12/21/75	Giants	26–23	SF	9/11/88	49ers	20–17	NY	10/19/08	Giants	29–17	NY
10/16/77	Giants	20–17	NY	11/27/89	49ers	34–24	SF	11/13/11	49ers	27–20	SF
9/24/78	Giants	27–10	NY	12/3/90	49ers	7–3	SF	1/22/12 (c)	Giants	20–17 (OT)	SF
10/14/79	Giants	32–16	NY	1/20/91 (c)	Giants	15–13	SF	10/14/12	Giants	26–3	SF
11/23/80	49ers	12–0	SF	9/2/91	Giants	16–14	NY	11/16/14	49ers	16–10	NY
11/29/81	49ers	17–10	SF	9/6/92	49ers	31–14	NY	10/11/15	Giants	30–27	NY

(d) – NFC Divisional Playoff (c) – NFC Championship Game (w) – Wild Card Game

Record: At Levi's Stadium: (0–0) MetLife Stadium: (1–1) **Points:** At Levi's Stadium: (0–0) MetLife Stadium: (43–40)

JETS **NEW YORK JETS** Overall: 10–3 Home: 4–2 Away: 6–1

Date	Win	Score	Location	Date	Win	Score	Location	Date	Win	Score	Location
11/28/71	49ers	24–21	NY	10/29/89	49ers	23–10	NY	12/7/08	49ers	24–14	SF
10/3/76	49ers	17–6	SF	9/20/92	49ers	31–14	NY	9/30/12	49ers	34–0	NY
9/21/80	49ers	32–27	NY	9/6/98	49ers	36–30 (OT)	SF	12/11/16	Jets	23–17 (OT)	SF
10/30/83	Jets	27–13	SF	10/1/01	49ers	19–17	NY				
12/7/86	49ers	24–10	SF	10/17/04	Jets	22–14	NY				

Record: At Levi's Stadium: (0–1) MetLife Stadium: (1–0) **Points:** At Levi's Stadium: (17–23) MetLife Stadium: (34–0)

RAIDERS **OAKLAND RAIDERS** Overall: 6–7 Home: 3–4 Away: 3–3

Date	Win	Score	Location	Date	Win	Score	Location	Date	Win	Score	Location
12/20/70	49ers	38–7	O	11/13/88	Raiders	9–3	SF	10/8/06	49ers	34–20	SF
10/27/74	Raiders	35–24	SF	9/29/91	Raiders	12–6	LA	10/17/10	49ers	17–9	SF
11/4/79	Raiders	23–10	O	9/5/94	49ers	44–14	SF	12/7/14	Raiders	24–13	O
9/12/82	Raiders	23–17	SF	10/8/00	Raiders	34–28 (OT)	SF				
9/22/85	49ers	34–10	LA	11/3/02	49ers	23–20 (OT)	O				

(LA) = Los Angeles (O) = Oakland


Record: At Levi's Stadium: (0–0) O.co Coliseum: (2–2) **Points:** At Levi's Stadium: (0–0) O.co Coliseum: (84–74)

PHILADELPHIA EAGLES Overall: 19–12–1 Home: 9–8 Away: 10–4–1

Date	Win	Score	Location	Date	Win	Score	Location	Date	Win	Score	Location
10/6/51	Eagles	21–14	P	11/30/75	Eagles	27–17	P	12/22/01	49ers	13–3	SF
9/27/51	49ers	31–21	SF	9/3/83	Eagles	22–17	SF	11/25/02	Eagles	38–17	SF
11/25/56	Tie	10–10	P	9/23/84	49ers	21–9	P	12/21/03	49ers	31–28 (OT)	P
10/19/58	49ers	30–24	P	11/3/85	49ers	24–13	SF	9/18/05	Eagles	42–3	P
9/27/59	49ers	24–14	SF	9/24/89	49ers	38–28	P	9/24/06	Eagles	38–24	SF
9/20/64	49ers	28–24	P	10/27/91	49ers	23–7	P	10/12/08	Eagles	40–26	SF
11/20/66	Eagles	35–34	SF	11/29/92	49ers	20–14	SF	12/20/09	Eagles	27–13	P
10/15/67	49ers	28–27	P	1/3/94	Eagles	37–34 (OT)	SF	10/10/10	Eagles	27–24	SF
12/21/69	49ers	14–13	SF	10/2/94	Eagles	40–8	SF	10/2/11	49ers	24–23	P
10/3/71	49ers	31–3	P	12/29/96 (w)	49ers	14–0	SF	9/28/14	49ers	26–21	SF
12/2/73	49ers	38–28	SF	11/10/97	49ers	24–12	P				


(w) – Wild Card Game

Record: At Levi's Stadium: (1–0) Lincoln Financial Field: (2–2) **Points:** At Levi's Stadium: (26–21) Lincoln Financial Field: (71–120)

 **PITTSBURGH STEELERS** Overall: 11-10 Home: 5-5 Away: 6-5

Date	Win	Score	Location	Date	Win	Score	Location	Date	Win	Score	Location
10/14/51	49ers	28-24	P	12/15/73	Steelers	37-14	SF	9/5/93	49ers	24-13	P
12/7/52	Steelers	24-7	SF	9/19/77	Steelers	27-0	P	12/15/96	49ers	25-15	P
11/20/54	49ers	31-3	P	11/27/78	Steelers	24-7	SF	11/7/99	Steelers	27-6	SF
9/28/58	49ers	23-20	SF	11/1/81	49ers	17-14	P	11/17/03	49ers	30-14	SF
10/29/61	Steelers	20-10	P	10/14/84	Steelers	20-17	SF	9/23/07	Steelers	37-16	P
9/26/65	49ers	27-17	SF	9/13/87	Steelers	30-17	P	12/19/11	49ers	20-3	SF
11/24/68	49ers	45-28	P	10/21/90	49ers	27-7	SF	9/20/15	Steelers	43-18	P


Record: At Levi's Stadium: (0-0) Heinz Field: (0-2) **Points:** At Levi's Stadium: (0-0) Heinz Field: (34-80)

 **SEATTLE SEAHAWKS** Overall: 15-22 Home: 8-9 Away: 7-13

Date	Win	Score	Location	Date	Win	Score	Location	Date	Win	Score	Location
9/26/76	49ers	37-21	S	12/11/05	Seahawks	41-3	S	10/18/12	49ers	13-6	SF
10/7/79	Seahawks	35-24	SF	11/19/06	49ers	20-14	SF	12/23/12	Seahawks	42-13	S
11/25/85	49ers	19-6	SF	12/14/06	49ers	24-14	S	9/15/13	Seahawks	29-3	S
9/25/88	49ers	38-7	S	9/30/07	Seahawks	23-3	SF	12/8/13	49ers	19-17	SF
12/8/91	49ers	24-22	S	11/12/07	Seahawks	24-0	S	1/19/14 (c)	Seahawks	23-17	S
12/21/97	Seahawks	38-9	S	9/14/08	49ers	33-30 (OT)	S	11/27/14	Seahawks	19-3	SF
10/14/02	49ers	28-21	S	10/26/08	Seahawks	34-13	SF	12/14/14	Seahawks	17-7	S
12/1/02	49ers	31-24	SF	9/20/09	49ers	23-10	SF	10/22/15	Seahawks	20-3	SF
10/12/03	Seahawks	20-19	S	12/6/09	Seahawks	20-17	S	11/22/15	Seahawks	29-13	S
12/27/03	Seahawks	24-17	SF	9/12/10	Seahawks	31-6	S	9/25/16	Seahawks	37-18	S
9/26/04	Seahawks	34-0	S	12/12/10	49ers	40-21	SF	1/1/17	Seahawks	25-23	SF
11/7/04	Seahawks	42-27	SF	9/11/11	49ers	33-17	SF				
11/20/05	Seahawks	27-25	SF	12/24/11	49ers	19-17	S				

(c) - NFC Championship Game


Record: At Levi's Stadium: (0-3) CenturyLink Field: (4-12) **Points:** At Levi's Stadium: (29-64) CenturyLink Field: (236-413)

 **TAMPA BAY BUCCANEERS** Overall: 17-6 Home: 12-3 Away: 5-3

Date	Win	Score	Location	Date	Win	Score	Location	Date	Win	Score	Location
10/30/77	49ers	20-10	SF	9/17/89	49ers	20-16	TB	11/21/04	Bucs	35-3	TB
12/10/78	49ers	6-3	SF	11/18/90	49ers	31-7	SF	10/30/05	49ers	15-10	SF
12/9/79	49ers	23-7	SF	12/19/92	49ers	21-14	SF	12/23/07	49ers	21-19	SF
10/26/80	Bucs	24-23	SF	11/14/93	49ers	45-21	TB	11/21/10	Bucs	21-0	SF
12/4/83	49ers	35-21	SF	10/23/94	49ers	41-16	SF	10/9/11	49ers	48-3	SF
11/18/84	49ers	24-17	SF	8/31/97	Bucs	13-6	TB	12/15/13	49ers	33-14	TB
9/7/86	49ers	31-7	TB	1/12/03 (d)	Bucs	31-6	TB	10/23/16	Bucs	34-17	SF
11/22/87	49ers	24-10	TB	10/19/03	49ers	24-7	SF				

(d) - NFC Divisional Playoff

Record: At Levi's Stadium: (0-1) Raymond James Stadium: (1-2) **Points:** At Levi's Stadium: (17-34) Raymond James Stadium: (42-80)

 **TENNESSEE TITANS** Overall: 8-5 Home: 3-3 Away: 5-2

Date	Win	Score	Location	Date	Win	Score	Location	Date	Win	Score	Location
11/15/70	49ers	30-20	H	11/8/87	49ers	27-20	SF	11/27/05	Titans	33-22	T
12/7/75	Oilers	27-13	SF	10/7/90	49ers	24-21	H	11/08/09	Titans	34-27	SF
9/17/78	Oilers	20-19	H	12/25/93	Oilers	10-7	SF	10/20/13	49ers	31-17	T
12/13/81	49ers	28-6	SF	10/27/96	49ers	10-9	H				
10/21/84	49ers	34-21	H	10/3/99	49ers	24-22	SF				

(H) - Houston

Record: At Levi's Stadium: (0-0) Nissan Stadium: (1-1) **Points:** At Levi's Stadium: (0-0) Nissan Stadium: (53-50)



WASHINGTON REDSKINS

Overall: 20-10-1

Home: 12-3-1

Away: 8-7

Date	Win	Score	Location	Date	Win	Score	Location	Date	Win	Score	Location
11/16/52	49ers	23-17	W	10/4/81	49ers	30-17	W	9/14/98	49ers	45-10	W
9/26/54	49ers	41-7	SF	1/8/84 (c)	Redskins	24-21	W	12/26/99	Redskins	26-20 (OT)	SF
11/13/55	Redskins	7-0	W	9/10/84	49ers	37-31	SF	9/22/02	49ers	20-10	SF
9/17/61	49ers	35-3	SF	12/1/85	49ers	35-8	W	12/18/04	Redskins	26-16	SF
11/12/67	Redskins	31-28	W	11/17/86	Redskins	14-6	W	10/23/05	Redskins	52-17	W
10/5/69	Tie	17-17	SF	11/21/88	49ers	37-21	SF	12/28/08	49ers	27-24	SF
9/20/70	49ers	26-17	SF	9/16/90	49ers	26-13	SF	11/6/11	49ers	19-11	W
12/26/71 (d)	49ers	24-20	SF	1/12/91 (d)	49ers	28-10	SF	11/25/13	49ers	27-6	W
11/11/73	Redskins	33-9	W	1/9/93 (d)	49ers	20-13	SF	11/23/14	49ers	17-13	SF
11/7/76	Redskins	24-21	SF	11/6/94	49ers	37-22	W				
10/29/78	Redskins	38-20	W	11/24/96	49ers	19-16 (OT)	W				

(c) – NFC Championship Game

(d) – NFC Divisional Playoff

Record: At Levi's Stadium: (1-0)	FedExField: (3-1)	Points: At Levi's Stadium: (17-13)	FedExField: (108-79)
---	-------------------	---	----------------------

49ERS PRIMETIME GAMES
 (NATIONAL FOOTBALL LEAGUE - 1970-PRESENT)

49ERS PRIMETIME RESULTS

Prime Time	70-37 (home - 42-18, road - 28-19)
Monday Nights	48-25 (home - 27-11, road - 21-14)
Sunday Nights	14-14 (home - 10-6, road - 4-8)
Thursday Nights	7-5 (home - 3-3, road - 4-2)
Thanksgiving Day	2-2-1 (road - 2-2-1)

Friday Nights	2-0 (home - 2-0)
Saturday Nights	1-3 (home - 1-1, road - 0-2)
Games After Monday	39-23 (home - 29-5, road - 10-18)
Games After Monday Win	26-15 (home - 17-3, road - 9-12)
Games After Monday Loss	13-8 (home - 12-2, road - 1-6)

49ERS ON MONDAY NIGHTS					
YEAR	DATE	OPPONENT	SCORE	W/L	ATTEND.
2016	Sept. 12	LA Rams	28-0	W	70,178
2015	Sept. 14	Min.	20-3	W	70,799
2014	Oct. 13	at StL	31-17	W	56,851
2013	Nov. 25	at Was.	27-6	W	79,773
	Dec. 23	Atl.	34-24	W	69,732
2012	Oct. 29	at Arz.	24-3	W	62,810
	Nov. 19	Chi.	32-7	W	69,732
2011	Dec. 19	Pit.	20-3	W	69,732
2010	Sept. 20	NO	25-22	L	69,732
	Nov. 29	at Arz.	27-6	W	62,308
2009	Dec. 14	Arz.	24-9	W	69,732
2008	Nov. 10	at Arz.	24-29	L	64,519
2007	Sept. 10	Arz.	20-17	W	68,111
	Nov. 12	at Sea.	0-24	L	68,331
2003	Nov. 17	Pit.	30-14	W	67,877
2002	Oct. 14	at Sea.	28-21	W	66,420
	Nov. 25	Phi.	17-38	L	67,919
	Dec. 30	at StL	21-30	L	66,118
2001	Oct. 1	at NYJ	19-17	W	78,722
1999	Sept. 27	at Ari.	24-10	W	72,100
	Nov. 29	GB	3-20	L	68,304
	Jan. 3,	at Atl.	29-34	L	57,980
1998	Sept. 14	at Was.	45-10	W	76,798
	Nov. 30	NYG	31-7	W	68,212
	Dec. 14	Det.	35-13	W	68,585
1997	Sept. 29	at Car.	34-21	W	70,972
	Nov. 10	at Phi.	24-12	W	67,133
	Dec. 15	Den.	34-17	W	68,461
1996	Oct. 14	at GB	20-23 (OT)	L	60,716
	Dec. 2	at Atl.	34-10	W	46,318
	Dec. 23	Det.	24-14	W	61,921
1995	Sept. 25	at Det.	24-27	L	76,236
	Nov. 20	at Mia.	44-20	W	73,080
	Dec. 18	Min.	37-30	W	64,975
1994	Sept. 5	LA Raiders	44-14	W	68,032
	Nov. 28	at NO	35-14	W	61,304
	Dec. 26	at Min.	14-21	L	63,326
1993	Sept. 13	at Cle.	13-23	L	78,218
	Nov. 22	NO	42-7	W	66,500
	Jan. 3	Phi.	34-37 (OT)	L	61,653
1992	Nov. 9	at Atl.	41-3	W	67,404
	Dec. 28	Det.	24-6	W	55,907
1991	Sept. 2	at NYG	14-16	L	76,319
	Nov. 25	at LA Rams	33-10	W	61,881
	Dec. 23	Chi.	52-14	W	60,419
1990	Sept. 10	at NO	13-12	W	68,629
	Dec. 3	NYG	7-3	W	66,092
	Dec. 17	at LA Rams	26-10	W	65,619
1989	Nov. 6	NO	31-13	W	63,461
	Nov. 27	NYG	34-24	W	63,461
	Dec. 11	at LA Rams	30-27	W	67,959
1988	Oct. 24	at Chi.	9-10	L	65,293
	Nov. 21	Was.	37-21	W	59,268
1987	Oct. 5	at NYG	41-21	W	16,471
	Dec. 14	Chi.	41-0	W	63,509
1986	Nov. 17	at Was.	6-14	L	54,774
	Dec. 1	NYG	17-21	L	59,777
1985	Nov. 11	at Den.	16-17	L	73,173
	Nov. 25	Sea.	19-6	W	57,482
	Dec. 9	LA Rams	20-27	L	60,581
1984	Sept. 10	Was.	37-31	W	59,707
	Oct. 8	at NYG	31-10	W	76,112
1983	Dec. 19	Dal.	42-17	W	59,957
1978	Nov. 27	Pit.	7-24	L	51,657
1977	Sept. 19	at Pit.	0-27	L	48,046
	Dec. 12	Dal.	35-42	L	55,848
1976	Oct. 11	at LA Rams	16-0	W	84,483
	Nov. 29	Min.	20-16	W	56,775

49ERS ON MONDAY NIGHTS (Cont.)					
YEAR	DATE	OPPONENT	SCORE	W/L	ATTEND.
1974	Oct. 14	at Det.	13-17	L	45,199
	Nov. 4	LA Rams	13-15	L	57,526
1973	Nov. 26	GB	20-6	W	49,244
1972	Dec. 4	LA Rams	16-26	L	60,175
1971	Dec. 6	KC	17-26	L	45,306

49ERS ON SUNDAY NIGHTS					
YEAR	DATE	OPPONENT	SCORE	W/L	ATTEND.
2015	Oct. 11	at NYG	27-30	L	78,515
2014	Oct. 19	at Den.	17-42	L	77,047
	Sept. 14	Chi.	20-28	L	70,799
	Oct. 6	Hou.	34-3	W	69,732
	Sept. 15	at Sea.	3-29	L	68,338
2012	Dec. 23	at Sea.	13-42	L	68,161
	Dec. 16	at NE	41-34	W	68,756
	Sept. 16	Det.	27-19	W	69,732
	Oct. 10	Phi.	27-24	L	69,732
2010	Oct. 2	at Arz. (M.C.)	14-31	L	103,467
2005	Oct. 3	StL	14-24	L	66,696
2004	Oct. 31	at Chi.	13-23	L	62,054
	Oct. 12	at Sea.	19-20	L	66,437
2003	Oct. 7	Car.	24-14	W	66,944
	Dec. 2	Buf.	35-0	W	67,252
1999	Dec. 26	Was.	20-26 (OT)	L	68,329
1998	Nov. 22	NO	31-20	W	68,429
1997	Dec. 21	at Sea.	9-38	L	66,253
1996	Nov. 3	at NO	24-17	W	53,297
1995	Dec. 3	Buf.	27-17	W	65,568
1994	Nov. 20	LA Rams	31-27	W	62,774
1993	Dec. 5	Cin.	21-8	W	60,039
1992	Sept. 27	at NO	16-10	W	68,591
1990	Nov. 11	at Dal.	24-6	W	62,966
1988	Dec. 18	LA Rams	16-38	L	62,444
1987	Nov. 29	Cle.	38-24	W	60,243
	Dec. 27	LA Rams	48-0	W	57,953
1982	Dec. 19	Atl.	7-17	L	53,234

49ERS ON THURSDAY NIGHTS					
YEAR	DATE	OPPONENT	SCORE	W/L	ATTEND.
2016	Oct. 6	Arz.	33-21	L	70,178
2015	Oct. 22	Sea.	20-3	L	70,799
2014	Nov. 27	Sea.	19-3	L	70,799
2013	Sept. 26	at StL	35-11	W	56,640
2012	Oct. 18	Sea.	13-6	W	69,732
2011	Nov. 24	at Bal.	16-6	L	71,345
2010	Dec. 16	at SD	34-7	L	67,820
2009	Nov. 12	Chi.	10-6	W	69,732
2006	Dec. 14	at Sea.	24-14	W	67,650
2002	Sept. 5	at NYG	16-13	W	78,748
1983	Sept. 8	at Min.	48-17	W	58,167
1982	Dec. 2	LA Rams	30-24	W	58,574

49ERS ON THURSDAY THANKSGIVING DAY GAMES					
YEAR	DATE	OPPONENT	SCORE	W/L	ATTEND.
2014	Nov. 27	Sea.	19-3	L	70,799
2011	Nov. 24	at Bal.	16-6	L	71,345
1972	Nov. 23	at Dal.	31-10	W	65,214

49ERS ON FRIDAY NIGHTS					
YEAR	DATE	OPPONENT	SCORE	W/L	ATTEND.
1986	Dec. 19	LA Rams	24-14	W	60,266
1984	Dec. 14	LA Rams	19-16	W	59,743

49ERS ON SATURDAY NIGHTS					
YEAR	DATE	OPPONENT	SCORE	W/L	ATTEND.
2014	Dec. 20	vs. SD	38-35	L	70,699
2007	Dec. 13	vs. Cin.	20-13	W	68,053
1999	Dec. 18	at Car.	24-41	L	62,373
1993	Dec. 11	at Atl.	24-27	L	64,688

49ERS MONDAY NIGHT SINGLE GAME RECORDS

RUSHING YARDS

NAME	ATT	YDS	OPPONENT	DATE
Hearst, Garrison	24	198	Det.	12/14/98
Hyde, Carlos	26	168	Min.	9/14/15
Gore, Frank	25	167	Arz.	12/14/09
Hearst, Garrison	20	166	NYG	11/30/98
Jackson, Wilbur	30	156	Min.	11/29/76
Williams, Delvin	20	153	Min.	11/29/76
Hearst, Garrison	28	141	at Car.	9/29/77
Hearst, Garrison	22	138	at Was.	9/14/98
Westbrook, Brian	23	136	at Arz.	11/29/10
Carter, Dexter	13	124	at LA Rams	12/17/90

RECEIVING YARDS

NAME	NO	YDS	OPPONENT	DATE
Rice, Jerry	14	289	Min.	12/18/95
Taylor, John	11	286	at LA Rams	12/11/89
Rice, Jerry	10	241	LA Rams	12/9/85
Rice, Jerry	12	204	at Was.	11/17/86
Rice, Jerry	11	181	at Det.	9/25/95
Rice, Jerry	7	169	LA Rams	9/5/94
Owens, Terrell	13	166	Phi.	11/25/02
Owens, Terrell	8	155	Pit.	11/17/03
Rice, Jerry	8	149	at Mia.	11/20/95
Rice, Jerry	6	143	at Atl.	1/3/00
Owens Terrell	5	140	NYG	11/30/98

TOTAL YARDS FROM SCRIMMAGE - RUSH/RECEIVING

NAME	RUSH	REC	TOTAL	OPPONENT	DATE
Rice, Jerry	10	289	299	Min.	12/18/95
Taylor, John	0	286	286	at LA Rams	12/11/89
Rice, Jerry	14	241	255	LA Rams	12/9/85
Rice, Jerry	9	204	213	at Was.	11/17/86
Hearst, Garrison	198	0	198	Det.	12/14/98
Rice, Jerry	23	169	192	LA Raiders	9/5/94
Hyde, Carlos	168	14	182	Min.	9/14/15
Rice, Jerry	0	181	181	at Det.	9/25/95

LONG PUNTS

NAME	YDS	OPPONENT	DATE
Lee, Andy	63	at Arz.	11/10/08
Lee, Andy	62	Pit.	12/19/11
Wilmsmeyer, Klaus	61	at Cle.	9/13/93
Lee, Andy	60	at Sea.	11/12/07
Lee, Andy	58	at Was.	11/25/13

LONG PUNT RETURNS

NAME	YDS	OPPONENT	DATE
Taylor, John	95t	Was.	11/21/88
McLemore, Dana	83t	Chi.	12/14/87
McLemore, Dana	79t	at NYG	10/8/84
Carter, Dexter	78t	Min.	12/18/95
Levy, Chuck	73t	at Phi.	11/10/97
McLemore, Dana	56t	Dal.	12/19/83

LONG KICKOFF RETURNS

NAME	LG	OPPONENT	DATE
Rossum, Allen	104t	at Arz.	11/10/08
Sutherland, Viny	65	at NYJ	10/1/01
Tillman, Spencer	60	NYG	11/27/89
Carter, Dexter	60	Phi.	1/3/93
Washington, Vic	57	LA Rams	12/4/72

LONG INTERCEPTION RETURNS

NAME	LG	OPPONENT	DATE
Bowman, NaVorro	89t	Atl.	12/23/13
Hanks, Merton	67t	NO	11/22/93
Parrish, Tony	60	at StL	12/30/02
Hanks, Merton	55t	Den.	12/15/97
Woodall, Lee	55	Den.	12/15/97

LONG FIELD GOALS

NAME	LG	OPPONENT	DATE
Dawson, Phil	54	at StL	10/13/14
Cofer, Mike	52	at NO	9/10/90
Cofer, Mike	52	Was.	11/21/88
Dawson, Phil	49	Atl.	12/23/13
Dawson, Phil	49	at Was.	11/25/13
Cortez, Jose	49	at NYJ	10/1/01
Wilkins, Jeff	49	Det.	12/23/96

LONG FUMBLE RETURNS

NAME	YDS	OPPONENT	DATE
Griffin, Don	99t	Chi.	12/22/91
Young, Bryant	43	at Atl.	12/2/96
Greene, Kevin	40t	Den.	12/15/97
Hanks, Merton	38t	at Phi.	11/10/97

LONG RUNS FROM SCRIMMAGE

NAME	LG	OPPONENT	DATE
Barlow, Kevan	78t	Pit.	11/17/03
Carter, Dexter	74t	at LA Rams	12/17/90
Hearst, Garrison	70t	NYG	11/30/98
Phillips, Lawrence	68t	at Arz.	9/27/99
Jackson, Wilbur	64	at Det.	10/14/74

LONG PASS COMPLETIONS

NAME	LG	OPPONENT	DATE
J. Montana to J. Taylor	95t	at LA Rams	12/17/89
J. Montana to J. Taylor	92t	at LA Rams	12/17/89
C. Kaepernick to B. Lloyd	80t	at StL	10/13/14
J. Montana to J. Rice	80t	Was.	11/21/88
S. Young to T. Owens	79t	NYG	11/30/98
S. Bono to J. Taylor	78	at LA Rams	11/25/91
J. Montana to F. Solomon	77t	Dal.	12/19/83
S. Young to J. Rice	73t	at NYG	9/2/91

MOST PASSING YARDS

NAME	ATT	CMP	YDS	OPPONENT	DATE
Montana, Joe	42	30	458	at LA Rams	12/11/89
Montana, Joe	60	33	441	at Was.	11/17/86
Young, Steve	49	30	425	Min.	12/18/95
Grbac, Elvis	41	31	382	at Mia.	11/20/95
Montana, Joe	40	24	381	Was.	9/10/84
Garcia, Jeff	34	26	373	at Atl.	1/3/00
Young, Steve	44	27	348	at Det.	9/25/95
Kaepernick, Colin	36	22	343	at StL	10/13/14
Young, Steve	32	21	338	Chi.	12/23/91
Montana, Joe	36	26	328	LA Rams	12/9/85
Young, Steve	32	19	308	LA Raiders	9/5/94
Bono, Steve	33	18	306	at LA Rams	11/25/91
Young, Steve	32	21	303	at Was.	9/14/98

49ERS MONDAY NIGHT CAREER RECORDS

SCORING

NAME	R	P	RT	2PT	PAT	FG	TOT
Rice, Jerry	2	30	-	1	-	-	194
Cofer, Mike	-	-	-	-	52	18/32	106
Werschling, Ray	-	-	-	-	32	13/17	71
Owens, Terrell	-	11	-	-	-	-	66
Jones, Brent	-	10	-	-	-	-	60
Taylor, John	-	9	1	-	-	-	60
Young, Steve	9	-	-	-	-	-	54
Wilkins, Jeff	-	-	-	-	14	11/11	47
Gore, Frank	5	1	-	-	-	-	36
Kirby, Terry	5	1	-	-	-	-	36

PASSING YARDS

NAME	G	ATT	CMP	YDS	PCT	TD	INT	LG
Young, Steve	25	585	377	4,608	64.4	42	12	79t
Montana, Joe	18	600	357	4,482	59.5	33	15	95t
Kaepernick, Colin	5	129	83	1,183	64.3	9	0	80t
Smith, Alex	6	176	105	1,078	59.7	7	4	47t
Garcia, Jeff	6	143	94	1,044	65.7	7	2	62
Grbac, Elvis	5	118	79	829	66.9	7	4	47t

RUSHING YARDS

NAME	G	ATT	YDS	AVG	LG	TD
Hearst, Garrison	10	199	1,055	5.3	70t	5
Gore, Frank	12	205	921	4.5	36	5
Craig, Roger	17	239	817	3.4	25	1
Young, Steve	23	106	663	6.3	26t	9
Watters, Ricky	8	99	498	5.0	43	2
Tyler, Wendell	6	77	389	5.1	36	1
Jackson, Wilbur	6	99	357	3.6	64	0
Barlow, Kevan	5	42	333	7.9	78t	2
Williams, Delvin	5	72	304	4.2	30	0

RECEPTIONS

NAME	G	NO	YDS	AVG	LG	TD
Rice, Jerry	38	211	3,377	16.0	80t	30
Craig, Roger	17	78	654	8.4	33	4
Owens, Terrell	15	70	971	13.9	79t	11
Jones, Brent	22	66	846	12.8	41	6
Taylor, John	16	64	1,096	17.1	95t	8
Stokes, J.J.	14	49	597	12.2	47	1
Rathman, Tom	13	40	343	8.6	21	0

INTERCEPTIONS

NAME	G	NO	YDS	AVG	LG	TD
Hanks, Merton	22	7	143	20.4	67t	1
Lott, Ronnie	4	5	63	12.6	26	0
McDonald, Tim	21	4	46	11.5	21	0
Griffin, Don	8	4	25	6.3	23	0
Brown, Tarell	9	3	6	2.0	5	0
Goldson, Dashon	7	3	24	8.0	21	0
Williamson, Carlton	3	3	109	36.3	82	0
Wright, Eric	3	3	85	28.3	48t	1

PUNT RETURN YARDS

NAME	G	NO	YDS	AVG	LG	FC	TD
Taylor, John	12	31	386	12.5	95t	12	1
McLemore, Dana	7	19	310	16.3	83t	10	3
Carter, Dexter	11	27	293	10.9	78t	15	1
Ginn Jr., Ted	4	11	132	12.0	42	3	0
Levy, Chuck	5	5	101	20.2	73t	1	1
McQuarters, R.W.	5	11	98	8.9	26	1	0

TOTAL YARDS FROM SCRIMMAGE

NAME	TOTAL YARDS	RUSH	REC
Rice, Jerry	3,463	86	3,377
Craig, Roger	1,471	817	654
Hearst, Garrison	1,203	1,055	148
Taylor, John	1,153	5	1,148
Gore, Frank	1,041	921	120
Jones, Brent	1,011	0	1,011
Owens, Terrell	977	4	973
Watters, Ricky	689	498	191

PUNTING AVERAGE

NAME	G	NO	YDS	AVG	LG	BLKD
Lee, Andy	12	54	2,554	47.3	63	0
Stanley, Chad	3	17	694	40.8	52	0
Thompson, Tommy	9	33	1,339	40.6	54	1
Wittum, Tom	7	42	1,689	40.2	52	0
Wilmsmeyer, Klaus	8	22	882	40.1	61	0

KICKOFF RETURN YARDS

NAME	G	NO	YDS	AVG	LG	TD
Carter, Dexter	16	43	1,038	24.1	60	0
Washington, Vic	3	8	226	28.3	57	0
Hofer, Paul	4	10	223	22.3	48	0
Levy, Chuck	5	11	214	19.5	31	0
Hicks, Maurice	2	8	191	23.9	33	0
Rossum, Allen	1	4	186	46.5	104t	1
Monroe, Carl	5	10	174	17.4	45	0
Ginn Jr., Ted	4	7	168	24.0	41	0
Williams, Jimmy	2	8	162	20.3	33	0
Flagler, Terrence	3	8	161	20.1	40	0
Tillman, Spencer	3	7	157	22.4	60	0

49ERS OFFENSIVE AND DEFENSIVE RANKINGS

Year	OFFENSE			DEFENSE		
	Total	Rush	Pass	Total	Rush	Pass
1970	321.6 (2)	112.9 (17)	208.8 (1)	283.7 (13)	128.5 (18)	155.2 (9)
1971	336.1 (3)	152.1 (9)	184.1 (4)	262.8 (6)	119.1 (9)	143.6 (7)
1972	310.8 (8)	115.4 (21)	195.4 (2)	287.6 (14)	131.9 (13)	155.6 (15)
1973	301.7 (8)	124.5 (21)	177.2 (4)	309.2 (20)	140.2 (10)	169.0 (22)
1974	284.9 (14)	141.5 (11)	143.4 (19)	283.1 (12)	145.2 (18)	137.9 (6)
1975	297.0 (16)	114.1 (25)	182.9 (5)	287.6 (10)	130.6 (9)	156.9 (11)
1976	291.8 (18)	174.8 (5)	117.0 (23)	254.4 (2)	127.6 (5)	126.9 (4)
1977	256.7 (22)	149.0 (10)	107.7 (25)	246.9 (3)	133.5 (12)	113.4 (4)
1978	252.9 (27)	130.7 (21)	122.3 (25)	314.0 (21)	147.8 (17)	166.2 (18)
1979	348.3 (6)	120.8 (20)	227.6 (3)	337.1 (20)	138.3 (15)	198.8 (24)
1980	332.5 (12)	108.9 (24)	223.6 (5)	373.1 (27)	138.6 (23)	234.4 (27)
1981	342.8 (13)	121.3 (19)	221.4 (7)	297.7 (2)	119.9 (12)	177.8 (3)
1982	360.2 (3)	82.2 (28)	278.0 (2)	337.2 (21)	133.2 (21)	204.0 (16)
1983	378.4 (4)	141.1 (8)	237.3 (5)	324.3 (10)	121.0 (9)	203.3 (15)
1984	397.9 (2)	154.1 (3)	243.8 (4)	323.5 (10)	112.2 (7)	211.3 (17)
1985	370.0 (2)	139.5 (10)	230.5 (5)	324.4 (14)	105.2 (7)	219.2 (21)
1986	380.1 (3)	124.1 (10)	256.0 (2)	305.0 (6)	97.2 (3)	207.8 (17)
1987	399.1 (1)	149.1 (1)	250.0 (2)	273.0 (1)	107.4 (5)	165.6 (1)
1988	368.8 (2)	157.7 (2)	211.1 (10)	285.9 (3)	99.2 (3)	186.7 (8)
1989	391.8 (1)	122.9 (10)	268.9 (2)	288.6 (4)	86.4 (3)	202.2 (11)
1990	368.4 (2)	107.4 (18)	261.1 (2)	267.1 (3)	78.6 (2)	188.4 (12)
1991	366.1 (3)	116.3 (11)	249.8 (2)	284.6 (6)	94.5 (5)	190.1 (11)
1992	387.2 (1)	144.7 (3)	242.5 (3)	299.2 (15)	88.6 (4)	210.6 (26)
1993	402.2 (1)	133.3 (3)	268.9 (2)	312.3 (15)	112.5 (16)	199.8 (16)
1994	378.8 (2)	118.6 (6)	260.2 (4)	302.4 (8)	83.6 (2)	218.8 (17)
1995	380.4 (2)	92.4 (23)	288.0 (1)	274.9 (1)	66.3 (1)	208.6 (11)
1996	344.1 (6)	115.4 (10)	228.7 (7)	291.3 (7)	93.6 (5)	197.8 (11)
1997	319.5 (12)	123.1 (8)	196.4 (18)	250.8 (1)	85.4 (2)	165.4 (2)
1998	425.0 (1)	159.0 (1)	266.0 (2)	333.9 (23)	100.6 (9)	233.3 (29)
1999	336.3 (10)	130.9 (1)	205.3 (21)	355.4 (28)	101.2 (15)	254.2 (31)
2000	377.5 (4)	112.6 (18)	264.9 (4)	356.8 (29)	112.1 (16)	244.7 (29)
2001	355.6 (4)	140.3 (2)	215.3 (14)	309.6 (13)	98.2 (9)	211.4 (19)
2002	356.3 (8)	140.3 (6)	216.1 (14)	322.4 (14)	103.2 (7)	219.1 (22)
2003	355.4 (5)	142.4 (5)	213.0 (10)	308.0 (13)	105.6 (9)	202.4 (17)
2004	286.6 (26)	90.6 (30)	196.0 (20)	342.6 (24)	124.7 (20)	217.9 (19)
2005	224.2 (32)	105.6 (17)	118.6 (32)	391.2 (32)	114.5 (18)	276.7 (32)
2006	303.8 (26)	135.8 (6)	168.0 (29)	344.2 (26)	121.0 (19)	223.2 (26)
2007	237.3 (32)	92.3 (27)	145.0 (32)	346.2 (25)	118.5 (22)	227.7 (22)
2008	311.1 (23)	99.9 (27)	211.2 (13)	326.0 (13)	106.8 (13t)	219.2 (20)
2009	290.8 (27)	100.0 (25)	190.8 (22)	326.4 (15)	97.0 (6)	229.4 (20)
2010	313.3 (24)	103.6 (19)	209.8 (18)	327.8 (13)	96.7 (6)	231.1 (24)
2011	310.9 (26)	127.8 (8)	183.1 (29)	308.2 (4)	77.3 (1)	230.9 (16)
2012	361.8 (11)	155.7 (4)	206.1 (23)	294.4 (3)	94.2 (4)	200.2 (4)
2013	323.8 (24)	137.6 (3)	186.2 (30)	316.9 (5)	95.9 (4)	221.0 (7)
2014	327.4 (20)	136.0 (4)	191.4 (30)	321.4 (5)	100.8 (7)	220.7 (5)
2015	303.8 (31)	96.5 (21)	207.3 (29)	387.4 (29)	126.3 (29)	261.2 (27)
2016	308.1 (31)	126.2 (4)	181.9 (32)	406.4 (32)	165.9 (32)	240.5 (14)

49ERS OVERTIME GAMES (NATIONAL FOOTBALL LEAGUE - 1976-PRESENT)

October 31, 1976 – Cardinals 23, 49ers 20 (StL)
 December 5, 1976 – Chargers 13, 49ers 7 (SD)
 November 13, 1977 – 49ers 10, Saints 7 (NO)
 September 14, 1980 – 49ers 24, Cardinals 21 (SF)
 December 7, 1980 – 49ers 38, Saints 35 (SF)
 October 12, 1986 – Vikings 27, 49ers 24 (SF)
 October 19, 1986 – 49ers 10, Falcons 10 (ATL)
 October 9, 1988 – Broncos 16, 49ers 13 (SF)
 December 9, 1990 – 49ers 20, Bengals 17 (CIN)
 January 3, 1994 – Eagles 37, 49ers 34 (SF)
 October 14, 1996 – Packers 23, 49ers 20 (GB)
 November 10, 1996 – Cowboys 20, 49ers 17 (SF)
 November 24, 1996 – 49ers 19, Redskins 16 (WAS)
 September 6, 1998 – 49ers 36, Jets 30 (SF)

December 6, 1998 – 49ers 31, Panthers 28 (CAR)
 December 26, 1999 – Redskins 26, 49ers 20 (SF)
 October 8, 2000 – Raiders 34, 49ers 28 (SF)
 September 9, 2001 – 49ers 16, Falcons 13 (SF)
 October 14, 2001 – 49ers 37, Falcons 31 (ATL)
 October 28, 2001 – Bears 37, 49ers 31 (CHI)
 November 18, 2001 – 49ers 25, Panthers 22 (CAR)
 November 3, 2002 – 49ers 23, Raiders 20 (OAK)
 November 17, 2002 – Chargers 20, 49ers 17 (SD)
 September 14, 2003 – Rams 27, 49ers 24 (StL)
 October 26, 2003 – Cardinals 16, 49ers 13 (ARZ)
 December 21, 2003 – 49ers 31, Eagles 28 (PHI)
 October 10, 2004 – 49ers 31, Cardinals 28 (SF)
 December 12, 2004 – 49ers 31, Cardinals 28 (ARI)

January 1, 2006 – 49ers 20, Texans 17 (SF)
 December 31, 2006 – 49ers 26, Broncos 23 (DEN)
 November 25, 2007 – 49ers 37, Cardinals 31 (ARZ)
 September 14, 2008 – 49ers 33, Seahawks 30 (SEA)
 November 14, 2010 – 49ers 23, Rams 20 (SF)
 September 18, 2011 – Cowboys 27, 49ers 24 (SF)
 January 22, 2012 – Giants 20, 49ers 17 (SF) (NFC-C)
 November 11, 2012 – 49ers 24, St. Louis 24 (SF)
 December 2, 2012 – Rams 16, 49ers 13 (StL)
 November 9, 2014 – 49ers 27, Saints 24 (NO)
 December 20, 2014 – Chargers 38, 49ers 35 (SF)
 December 6, 2015 – 49ers 26, Bears 20 (CHI)
 January 3, 2016 – 49ers 19, Rams 16 (SF)
 December 11, 2016 – Jets 23, 49ers 17 (SF)

49ERS OVERTIME RECORDS

Overall Record 22-18-2 (home – 8-10-1, road – 14-8-1)

49ERS OVERTIME GAME SUMMARIES

October 31, 1976

St. Louis 23, San Francisco 20

In the fourth quarter, St. Louis held a 14–13 lead after San Francisco missed an extra point on its previous scoring drive. San Francisco then took the lead 20–14 in the fourth when Delvin Williams scored his third touchdown of the day. With eight minutes left in the game, Cardinals quarterback Jim Hart connected with Mel Gray on a 77–yard touchdown pass for the 20–20 tie. The extra point was blocked and the two teams went into overtime. St. Louis won the overtime coin toss but was forced to punt. Tony Leonard fumbled the kick at the 43–yard line, which was recovered by the Cardinals. St. Louis then marched down field to set up Jim Bakken for the 21–yard field goal to lift the Cardinals to a 23–20 victory.

	1st	2nd	3rd	4th	OT	Final
49ers	0	13	0	7	0	20
Cardinals	7	0	7	6	3	23

December 5, 1976

San Diego 13, San Francisco 7

The 49ers and Chargers played to a scoreless tie in the first half. The defensive struggle continued into the second half and the score remained 0–0 at the end of the third quarter. On San Diego's first possession of the fourth quarter, Dan Fouts guided them on a 16–play, 80–yard scoring drive, capped by a Bo Matthews two–yard touchdown run. San Francisco answered on its next possession with a 64–yard scoring drive. Paul Hofer caught an eight–yard touchdown pass from Scott Bull to make the score 7–6. The extra point was blocked, but the Chargers Tom Graham was flagged for offsides. After the penalty was marked off, Steve Mike–Mayer connected to tie the game at seven with just over a minute left in regulation. San Diego won the overtime coin toss and elected to receive. The Chargers began their first possession on their own seven–yard line where Fouts guided them on a nine–play, 93–yard drive, which was capped by a Mercury Morris 13–yard touchdown run for the 13–7 win.

	1st	2nd	3rd	4th	OT	Final
49ers	0	0	0	7	0	7
Chargers	0	0	0	7	6	13

November 13, 1977

San Francisco 10, New Orleans 7

The 49ers got their first ever overtime victory at New Orleans. The Saints got on the board early in the first quarter on an eight–yard run by Tony Galbreath. The Saints appeared to grab a commanding lead at the end of the first half when Richard Mauti returned a Tom Wittum punt 65 yards for a touchdown 10 seconds before halftime. But a New Orleans clipping penalty nullified the score. The 49ers tied it up in the third quarter with a five–yard romp by Delvin Williams. Neither team would score again in regulation and the game went to overtime knotted at seven. The Saints won the overtime coin toss, but were unable to move the ball, giving it back to the 49ers. San Francisco started from its own 41–yard line and moved the ball down to the Saints 16, where Ray Wersching connected on a 33–yard game–winning field goal.

	1st	2nd	3rd	4th	OT	Final
49ers	0	0	7	0	3	10
Saints	7	0	0	0	0	7

September 14, 1980

San Francisco 24, St. Louis 21

San Francisco struck first on a 19–yard touchdown pass from Steve DeBerg to Paul Hofer in the second quarter. Cardinals quarterback Jim Hart quickly answered back with a 13–yard touchdown strike to Theotis Brown. The Cardinals pushed the lead to 14–7 with a Doug Marsh five–yard touchdown reception. After the 49ers tied the game at 14, St. Louis drove 75 yards in eight plays to take a 21–14 lead. With 1:51 left in regulation, the 49ers drove 80 yards and scored on a 26–yard touchdown run by Hofer, his second of the game. San Francisco won the overtime coin toss and took the ball 52 yards to the 16–yard line, where Ray Wersching kicked a 33–yard field goal for the 24–21 win.

	1st	2nd	3rd	4th	OT	Final
49ers	0	7	0	14	3	24
Cardinals	0	0	14	7	0	21

December 7, 1980

San Francisco 38, New Orleans 35

New Orleans jumped out to a 35–7 halftime lead behind touchdown passes of 33, 21 and 41 yards from Archie Manning. Less than five minutes into the third quarter, the 49ers went on an 88–yard, nine–play drive that culminated with a one–yard touchdown run by Joe Montana. Minutes later, Montana hooked up with Dwight Clark for a 71–yard touchdown pass to bring the 49ers within 14 points. After the San Francisco defense shut out New Orleans for the second straight quarter, they tied the game with 1:50 left in the fourth quarter with Lenvil Elliott's seven–yard touchdown jaunt, forcing overtime. New Orleans won the coin toss, but failed to pick up a first down on its first possession. San Francisco took the ball on its own 27 and marched 55 yards in 13 plays for the game–winning 36–yard field goal by Ray Wersching.

	1st	2nd	3rd	4th	OT	Final
49ers	0	7	14	14	3	38
Saints	14	21	0	0	0	35

October 12, 1986

Minnesota 27, San Francisco 24

With Joe Montana out, Jeff Kemp stepped in to lead San Francisco against a powerful Minnesota Vikings team. Minnesota struck first with a six–yard touchdown pass from Tommy Kramer to Anthony Carter. The 49ers answered back when Kemp hit Dwight Clark with a 45–yard strike to tie the game. With 1:14 left in the first quarter, the Vikings Issiac Holt recovered a blocked punt in the end zone for a 14–7 lead. San Francisco took a 17–14 lead into halftime after a 39–yard Ray Wersching field goal and a 34–yard touchdown pass from Kemp to Jerry Rice. After the Vikings stalled on their first drive of the third quarter, Kemp led the 49ers on a six–play, 53–yard drive that ended with a 17–yard touchdown reception by Rice. Minnesota answered back with a 26–yard field goal by Chuck Nelson to cut the 49ers lead to 24–17. With 6:37 remaining in the fourth quarter, Kramer hit Anthony Carter with a 35–yard touchdown pass to tie the game. In overtime, Minnesota won the toss and went on a 58–yard drive. Nelson hit a 28–yard field goal for the 27–24 win.

	1st	2nd	3rd	4th	OT	Final
49ers	7	10	7	0	0	24
Vikings	14	0	3	7	3	27

October 19, 1986

Atlanta 10, San Francisco 10

San Francisco visited Atlanta for a battle with the division rival Falcons and took an early 7–0 lead on a Roger Craig one–yard romp. The Falcons responded with a punishing 17–play, 44–yard drive that resulted in a 47–yard field goal by Mick Luckhurst. San Francisco maintained its lead in the second quarter with a 53–yard, 13–play drive, which led to a 24–yard Ray Wersching field goal and a 10–3 lead. The defenses dominated the second half, holding the offenses scoreless for all of the third quarter and most of the fourth. With just over a minute remaining in regulation, the Falcons took advantage of great field position and scored on a 39–yard touchdown pass from Dave Archer to Sylvester Stamps to tie the game at 10. The Falcons won the overtime coin toss and elected to receive. After generating only one first down, the Falcons were forced to give up possession. The 49ers mirrored the Falcons on their first possession of overtime and punted with 6:42 remaining. Both teams had possession two more times in overtime, but could not produce a score as the game ended in a 10–10 tie.

	1st	2nd	3rd	4th	OT	Final
49ers	7	3	0	0	0	10
Falcons	3	0	0	7	0	10

October 9, 1988

Denver 16, San Francisco 13

Two of the best teams in the NFL faced off in an inter conference battle as the Denver Broncos visited Candlestick Park. The 49ers started the scoring with a 37–yard Mike Cofer field goal with 4:52 remaining in the first quarter. The Broncos answered early in the second with a 27–yard field goal by Rich Karlis to knot the game at three. With San Francisco's second possession of the second quarter, Joe Montana opened up the offense and led the 49ers 95 yards and capped it off with a six–yard quarterback sneak for a 10–3 lead at halftime. The only scoring in the third quarter came on Karlis' 27–yard field goal with five minutes remaining, cutting the 49ers lead to 10–6. Cofer quickly answered with a 27–yard field goal with one minute on the clock in the third quarter for the 13–6 lead. After an injury, John Elway returned to hit Vance Johnson with an eight–yard touchdown pass. Neither team could score in the final minutes of regulation and headed into overtime. On San Francisco's first possession, Andre Townsend sacked Montana, injuring his ribs. Steve Young took over, and on his first play threw an interception to Mark Haynes ending the threat. After a five–and–out drive by the Broncos, the 49ers took over on their own five–yard line. A second Young interception, deep in Broncos territory, helped set the stage for Karlis to connect on a 22–yard game–winning field goal.

	1st	2nd	3rd	4th	OT	Final
49ers	3	7	3	0	0	13
Broncos	0	3	3	7	3	16

December 9, 1990

San Francisco 20, Cincinnati 17

A capacity crowd filled Riverfront Stadium as the San Francisco 49ers invaded Cincinnati for a late-season battle. On the Bengals first possession, Boomer Esiason drove his team 70 yards for the game's opening score, a two-yard touchdown pass to Craig Taylor. San Francisco answered back on its next possession when Tom Rathman capped off a 73-yard drive with a one-yard plunge into the end zone for the 7-7 tie. Cincinnati came out strong in the second half. The Bengals scored on a Jim Breech field goal to open the third and break the tie. San Francisco enjoyed its first lead of the game after Harry Sydney scored on a three-yard run. With just over two minutes elapsed in the fourth quarter, Ickey Woods dove in from one yard out to regain the lead for Cincinnati, 17-14. The 49ers next drive stalled and they would not regain possession until only 4:11 remained in regulation. On the first play, Joe Montana hit Jerry Rice for a 29-yard strike and guided the team down to the Cincinnati six-yard line. Mike Cofer hit a 23-yard field goal with just over a minute remaining to send the game into overtime. San Francisco won its first coin toss in five overtime games and wasted no time driving 75 yards in 11 plays to set up Cofer's 23-yard game-winning field goal and the 20-17 victory.

	1st	2nd	3rd	4th	OT	Final
49ers	7	0	7	3	3	20
Bengals	7	0	3	7	0	17

January 3, 1994

Philadelphia 37, San Francisco 34

Turnovers and an ill-timed penalty marred the 49ers first overtime game in four years. The Philadelphia Eagles struck early and often, first on a 34-yard Roger Ruzek field goal five minutes into the game. On San Francisco's first possession, Steve Young was hit and fumbled the ball, which was recovered by Byron Evans who returned it 30 yards for a touchdown and a 10-0 lead. With Bubby Brister at the helm, the Eagles drove 76 yards in the opening minutes of the second quarter and connected with Calvin Williams for a 13-yard touchdown to push the lead to 17-3. Brister again guided Philadelphia to an eight-play, 64-yard touchdown scoring drive to take a commanding 21-point lead. The 49ers end zone drought ended with just less than two minutes remaining in the half when Young hit Jerry Rice for a three-yard touchdown that brought the score to 24-10 at halftime. San Francisco started the second half with a 60-yard kickoff return by Dexter Carter to give the 49ers the ball on Philadelphia's 38-yard line. Capping off a punishing 38-yard, nine-play drive, Ricky Watters ran 11 yards for the score. After a Philadelphia punt, John Taylor caught a 38-yard touchdown pass to tie the game at 24. Philadelphia took advantage of a Young injury by intercepting a Steve Bono pass. The Eagles worked quickly, moving 69 yards in just two plays to take a 31-24 lead. San Francisco gave Philadelphia good field position again with a fumble on its own 40, allowing the Eagles to increase their lead to 10 with a Ruzek 32-yard field goal in the third quarter. Set up by a Don Griffin interception, Bono drove the 49ers 42 yards and scored on a one-yard keeper that closed the gap to 34-31. After a Philadelphia punt, the Niners drove down and tied the game on a Cofer 29-yard field goal with 15 seconds left in regulation. San Francisco won the overtime coin toss and elected to receive, but failed to score on two overtime possessions. On Philadelphia's second possession of overtime, they drove to San Francisco's 20-yard line. With four seconds showing on the clock, the Eagles set up for a 38-yard field goal. Ruzek missed the field goal wide

right, but Merton Hanks was flagged for roughing the kicker. After a 10-yard penalty, Ruzek hit a 28-yarder with no time left on the clock for the 37-34 win.

	1st	2nd	3rd	4th	OT	Final
49ers	3	7	14	10	0	34
Eagles	10	14	10	0	3	37

October 14, 1996

Green Bay 23, San Francisco 20

With Steve Young out with a groin injury, Elvis Grbac led San Francisco against Brett Favre and the Green Bay Packers. After an unsuccessful first possession, the Packers scored on a 30-yard field goal by Chris Jacke with just over five minutes remaining in the first quarter for the 3-0 lead. They took a 6-0 lead on another Jacke 25-yard field goal. On San Francisco's second possession of the second quarter, Grbac led a six-play, 36-yard drive that resulted in a Jeff Wilkins 48-yard field goal. After a three-and-out series by the Packers, Jerry Rice caught a seven-yard touchdown from Grbac for a 10-6 lead. Aided by a Dana Stubblefield interception, Rice and Grbac put the 49ers up 17-6 at the half with a 13-yard touchdown pass. Green Bay trimmed the lead to 17-14 when Favre hit Don Beebe for a 59-yard touchdown and followed it with a two-point conversion toss to Edger Bennett. Chris Jacke hit a 35-yard field goal to tie the game at 17 with 3:24 left in regulation. San Francisco won the overtime coin toss but was forced to punt after going three-and-out. Green Bay received the ball on its own 44 and drove 21 yards to set up Jacke for a 53-yard field goal for the 23-20 victory.

	1st	2nd	3rd	4th	OT	Final
49ers	0	17	0	3	0	20
Packers	6	0	8	6	3	23

November 10, 1996

Dallas 20, San Francisco 17

The two most dominating teams in the NFL met in a mid-season battle for NFC supremacy as the Dallas Cowboys traveled to 3Com Park. The 49ers jumped out to a quick lead after a Jeff Wilkins 28-yard field goal. They extended their lead to 10-0 on a 29-yard touchdown strike from Steve Young to Iheanyi Uwaezuoke. Quiet for most of the first half, the Cowboys finally got on the board with a 72-yard scoring drive that ended on a Troy Aikman three-yard touchdown run, which cut the deficit to 10-7 at halftime. Defenses dominated in the third quarter with neither team allowing a score. Dallas ended the scoring drought with a Chris Boniol 26-yard field goal four seconds into the fourth quarter to tie the game at 10. With Young out in the second half after sustaining a concussion, Elvis Grbac led San Francisco on a nine-play, 68-yard scoring drive on its next possession. Terry Kirby struck it off with a 27-yard touchdown run. After Fred Strickland intercepted a Grbac pass at the 49ers 15-yard line, Troy Aikman hit Eric Bjornson for a six-yard touchdown pass, knotting the game at 17 and forcing overtime. The Cowboys won the overtime coin toss and wasted no time marching down the field. After 12 plays, Chris Boniol hit the game-winning 29-yard field goal for the 20-17 victory.

	1st	2nd	3rd	4th	OT	Final
49ers	10	0	0	7	0	17
Cowboys	0	7	0	10	3	20

November 24, 1996

San Francisco 19, Washington 16

In the 49ers second overtime game in November, and third of the season, the Washington Redskins hosted San Francisco for the first time in two years. In what would prove to be a game dominated by special teams, San Francisco struck first with a 20-yard field goal from Jeff Wilkins. Washington's Scott Blanton hit field goals from 19 and 48 yards out and Wilkins added another to knot the score at six going into halftime. The only score in the third quarter came on a Blanton field goal from 41 yards out to give Washington a 9-6 lead. San Francisco got on the board first in the fourth quarter with a Wilkins 44-yard field goal three minutes into the period. On the ensuing possession, Gus Ferotte drove the Redskins 78 yards, which culminated with a Jamie Asher 20-yard touchdown reception. The 49ers tied the game with 1:57 remaining in regulation on a one-yard run by William Floyd, forcing overtime. San Francisco won the coin toss and promptly went on a 48-yard scoring drive that was capped by a 38-yard field goal by Wilkins for the 19-16 win.

	1st	2nd	3rd	4th	OT	Final
49ers	3	3	0	10	3	19
Redskins	0	6	3	7	0	16

September 6, 1998

San Francisco 36, New York Jets 30

In the opening weekend of the 1998 season, fans were treated to one of the most exciting games and one of the most exciting plays in NFL history. After a fast-paced first half, the 49ers found themselves trailing 17-14 at halftime after Glen Foley hit Wayne Chrebet from six-yards out for the score with 32 seconds remaining in the second quarter. On its first possession in the second half, San Francisco evened the score at 17 with a 22-yard field goal by Wade Richey. On the following possession, Foley found Keyshawn Johnson for a 21-yard touchdown and a 24-17 lead. With just over three minutes remaining in the third quarter, Jerry Rice caught a 14-yard touchdown from Steve Young to bring the 49ers within one. The extra point was blocked and the score remained 24-23 heading into the fourth quarter. New York extended its lead to 27-23 after a John Hall 32-yard field goal. San Francisco took possession with 3:38 left in regulation and went on a 76-yard, five-play drive that was capped by a 38-yard touchdown pass from Young to J.J. Stokes, giving the 49ers the lead 30-27 with just over one minute remaining in regulation. New York then drove the ball to the 49ers 13-yard line, where John Hall tied the game at 30 with just three seconds on the clock. Both New York and San Francisco went three-and-out on their first possessions of overtime. The Jets moved to mid-field on their second possession before being forced to punt, pinning the 49ers on their own four-yard line. With 11:09 remaining in overtime, on San Francisco's first play of its second possession, Young gave the ball to Garrison Hearst, who ran right and broke six tackles on his way to a 96-yard, game-winning touchdown run and the 36-30 victory.

	1st	2nd	3rd	4th	OT	Final
49ers	7	7	9	7	6	36
Jets	3	14	7	6	0	30

December 6, 1998

San Francisco 31, Carolina 28

San Francisco extended its winning streak to four games with an exciting, high-scoring match-up with the Carolina Panthers. After an explosive first half, the 49ers took a 21-7 lead going into halftime. San Francisco started the second half with a five-play drive, which covered 90 yards, including a Garrison Hearst 71-yard touchdown run. The drive gave the 49ers a commanding 28-7 lead. With just 52 seconds left in the third quarter, Steve Beuerlein connected with Anthony Johnson on a 38-yard touchdown pass to cut the deficit to 28-14. On their first possession of the fourth quarter, the Panthers drove 76 yards in five plays and scored on a Beuerlein-to-Raghib Ismail 40-yard touchdown pass. Minutes later, Carolina tied the game at 28 with a 10-yard run by Tshimanga Biakabutuka. Carolina won the overtime coin toss and elected to receive. The Panthers ran two unsuccessful plays, and Beuerlein fumbled on the third, giving San Francisco possession on Carolina's 30-yard line. The 49ers picked up 25 yards driving to the Panthers five, where Wade Richey hit a 23-yard field goal for the 31-28 win.

	1st	2nd	3rd	4th	OT	Final
49ers	7	14	7	0	3	31
Carolina	7	0	7	14	0	28

December 26, 1999

Washington 26, San Francisco 20

The Washington Redskins visited 3Com Park and battled the San Francisco 49ers to their second overtime game in the last three meetings. San Francisco struck first with an 80-yard drive in 13 plays, capped off with a Charlie Garner four-yard touchdown run and a 7-0 lead. Early in the second quarter, Washington answered back with an 80-yard drive of its own, ending with a Brad Johnson-to-Michael Westbrook 65-yard touchdown strike. With a pair of Wade Richey field goals, San Francisco went into halftime with a 13-7 lead. Washington cut the deficit to three after Brett Conway nailed a 47-yard field goal in the third quarter. The 49ers extended their lead to 20-10 with a 78-yard scoring drive that ended on a five-yard touchdown pass from Jeff Garcia to J.J. Stokes. At the beginning of the fourth quarter, Conway connected on a 34-yard field goal to bring the Redskins within seven. Washington then struck again with 3:30 left in the game when Brad Johnson plunged in from one-yard to tie the game at 20. San Francisco threatened with just over one minute to go, driving to the Redskins 22-yard line before fumbling, which Washington recovered to force overtime. Washington won the overtime coin toss and promptly moved the ball to the San Francisco 33-yard line in three plays. On first down, Johnson hit Larry Centers for a 33-yard touchdown pass and the 26-20 win.

	1st	2nd	3rd	4th	OT	Final
49ers	7	6	7	0	0	20
Redskins	0	7	3	10	6	26

October 8, 2000

Oakland 34, San Francisco 28

In a game for the ages, the 49ers fell in overtime to the visitors from across the Bay, the Oakland Raiders. The Raiders jumped out to the early 6-0 lead on two Sebastian Janikowski field goals. The 49ers answered back, scoring 14 unanswered points to close out the first half. The Raiders dominated the third quarter, holding onto the ball for more than 11 minutes and scoring two touchdowns. After another score by the Raiders to start the fourth, the 49ers started their comeback. After a Jeff Garcia-to-Terrell Owens scor-

ing toss and another score on a nine-yard touchdown run by Charlie Garner, San Francisco tied the game at 28. On their next possession, the Raiders drove down to San Francisco's 23-yard line, but on fourth-and-10, Janikowski missed a 41-yard field goal wide left. The 49ers, with a chance to win the game, took possession and moved the ball down to the Oakland 29-yard line. On fourth-and-one, the Raiders defense stiffened and stopped a leaping Charlie Garner for no gain. The Raiders took over on downs, but couldn't get their offense going and were forced to punt back to the 49ers, who ran out the clock and forced the game into overtime. The Raiders won the toss and marched down to the 49ers 25-yard line. Janikowski came on to attempt the game-winning field goal, but missed wide right, his second missed field goal of the day. The 49ers took over and drove all the way to the Raiders 11-yard line. On first down, Wade Richey attempted the game-winning field goal, but was blocked and possession went back to the Raiders. Following two pass completions and a pass interference call on the 49ers, the Raiders finally put the game away with a 31-yard scoring toss from Rich Gannon to Tim Brown for the win.

	1st	2nd	3rd	4th	OT	Final
49ers	0	14	0	14	0	28
Raiders	3	3	15	7	6	34

September 9, 2001

San Francisco 16, Atlanta 13

The 49ers began the 2001 regular season in an exciting fashion, defeating the visiting Atlanta Falcons 16-13 in overtime. The 49ers trailed by seven points at halftime and began the fourth quarter with a 10-point deficit. A J.J. Stokes touchdown reception narrowed the gap before Jose Cortez's field goal attempt tied the game at 13 with 11 seconds remaining in regulation. The 49ers won the coin toss in overtime and elected to receive. On the drive the 49ers faced a third-and-five when Jeff Garcia rifled a pass to Tai Streets, who raced 53 yards to the Falcons 23-yard line. Three plays later, Cortez nailed a 24-yard field goal to lift the 49ers to victory.

	1st	2nd	3rd	4th	OT	Final
49ers	0	3	0	10	3	16
Falcons	7	3	3	0	0	13

October 14, 2001

San Francisco 37, Atlanta 31

The 49ers had their second overtime game of the 2001 season against the Falcons, sweeping Atlanta in the season series by winning 37-31. The 49ers rallied back from deficits of 20-7 at the half and 31-17 in the fourth quarter. The Falcons went up 14-0 early in the game. The 49ers put their first points of the game on the board in the second quarter when Jeff Garcia scored on a seven-yard run. The Falcons answered back with two field goals and went up 20-7 at halftime. Terrell Owens, who did not catch a pass in the first half, roared back to catch nine passes for 183 yards and a career-high three touchdowns. After a 49ers touchdown, at the hands of Kevan Barlow, and a touchdown by the Falcons, the 49ers were down 31-24 with just 2:22 remaining in the game. Garcia led the team on a 10-play, 72-yard drive when he hooked up with Owens from 17 yards out to tie the game at 31 with just 21 seconds remaining. The 49ers won the toss in overtime and drove to the Falcons 14-yard line. A mishandled snap between Garcia and Dave Fiore, who was filling in at center for an injured Jeremy Newberry, was recovered by the Falcons and their offense took over. The 49ers defense rose to the challenge, forcing Atlanta into a three-and-out possession. After the punt, San

Francisco began at its own 33-yard line. After picking up one first down, Garcia faced third-and-five when he connected with Owens, who raced 52 yards for his third touchdown and the 37-31 overtime victory.

	1st	2nd	3rd	4th	OT	Final
49ers	0	7	10	14	6	37
Falcons	14	6	0	11	0	31

October 28, 2001

Chicago 37, San Francisco 31

The 49ers had their second consecutive overtime game and their third of the 2001 season as they dropped a 37-31 decision to the Chicago Bears. San Francisco went up early in the first quarter after Bryant Young forced a fumble, which Julian Peterson scooped up and returned 26 yards for the touchdown. The 49ers struck again when Jeff Garcia hooked up with Justin Swift for a one-yard touchdown and the 14-0 lead. The Bears answered back with a safety and a touchdown, making the score 14-9 at the half. In the third quarter, the 49ers struck first when Garrison Hearst scored his first touchdown since 12-14-98 on a 60-yard bomb from Garcia. The Bears offense then took over and drove down to the 49ers 10-yard line where Zack Bronson intercepted a Shane Matthews pass and returned it a team-record 97 yards for the touchdown. After a Chicago touchdown and a 49ers field goal, the score was 31-16 early in the fourth quarter. The Bears then racked up 15 unanswered points on two touchdown drives to tie the game at 31 and send it into overtime. The 49ers won the coin toss and the offense took over. On the first play from scrimmage, Garcia was intercepted by Mike Brown, who raced 33 yards for the touchdown and the 37-31 victory for Chicago.

	1st	2nd	3rd	4th	OT	Final
49ers	14	0	14	3	0	31
Bears	0	9	7	15	6	37

November 18, 2001

San Francisco 25, Carolina 22

In their fourth overtime game of the season, setting a new team record, the 49ers pulled out an exciting 25-22 victory over the Carolina Panthers. The game was a see-saw battle with each team going back and forth until the fourth quarter. The Panthers went ahead late in the fourth quarter after a Jeff Garcia interception. Wesley Walls scored on a 24-yard pass, but the two-point conversion failed, leaving the Panthers with a slim 19-14 lead. On the next 49ers drive, Garcia was intercepted again, this time deep in 49ers territory. The San Francisco defense held Carolina to only a field goal and the 49ers were down 22-14 with just 1:52 remaining in the game. Garcia started the offense on its own 34-yard line and began the two-minute drill. The 49ers moved down the field to the Panthers seven-yard line, where Garcia threw a fade route to Terrell Owens, who snatched it out of the air with one second remaining on the clock to cut the score to 22-20. Garcia then found Eric Johnson in the end zone for the two-point conversion to send the game into overtime. San Francisco won the coin toss and started its drive at its own 26-yard line. Garcia completed three-of-four passes for 27 yards, while Garrison Hearst rushed twice for 34 yards to bring the 49ers down to Carolina's nine-yard line. Jose Cortez came on for the game-winning field goal from 26 yards out, splitting the uprights to give the 49ers the 25-22 overtime victory.

	1st	2nd	3rd	4th	OT	Final
49ers	0	7	7	8	3	25
Panthers	7	3	3	9	0	22

November 3, 2002
San Francisco 23, Oakland 20

The 49ers visited the Oakland Raiders and turned in an exciting performance. Tied at 13 entering the fourth quarter, the game saw-sawed back and forth before heading into overtime. San Francisco scored first in the fourth quarter when Jeff Garcia connected with Tai Streets for a three-yard touchdown to take the lead at 20-13. Oakland answered after the ensuing kickoff went out of bounds and the Raiders got the ball at their own 40-yard line. Oakland converted a crucial fourth-and-three play to maintain possession and ended the drive with a 10-yard touchdown run by Charlie Garner with just over six minutes remaining. The 49ers then ate up the clock with an impressive 13-play drive into scoring position, where Jose Cortez missed a 27-yard field goal at the end of regulation to send the game into overtime. The 49ers won the toss and launched a 17-yard drive. It was there that Cortez lined up for the game-winning 23-yard field goal that sailed through the uprights.

	1st	2nd	3rd	4th	OT	Final
49ers	10	0	3	7	3	23
Raiders	7	6	0	7	0	20

November 17, 2002
San Diego 20, San Francisco 17

In their second overtime game in three weeks, the 49ers dropped a close one to the San Diego Chargers. San Francisco took the early lead, leading 17-7 at the start of the fourth quarter. However the Chargers reeled off 10 unanswered points in the final period to tie the game at 17 to send it into overtime. In overtime, the Chargers won the toss and returned the opening kickoff 39 yards. But the drive stalled there and San Diego was forced to punt. On the ensuing 49ers possession, the offense drove down the field to the San Diego 23-yard line where Jose Cortez's game-winning field goal sailed wide right. The Chargers took over and promptly drive down the field in nine plays where Steve Christie nailed the 40-yard game-winning field goal.

	1st	2nd	3rd	4th	OT	Final
49ers	0	7	10	0	0	17
Chargers	7	0	0	10	3	20

September 14, 2003
St. Louis 27, San Francisco 24

In an early-season division battle, the St. Louis Rams prevailed over the 49ers in overtime in a back and forth battle. The Rams went ahead late in the fourth quarter, 24-17, with 3:20 remaining. Undaunted, Jeff Garcia calmly led his team down the field for the game-tying 13-yard touchdown pass to Terrell Owens with 19 seconds remaining in regulation. The 49ers recovered a fumble on the ensuing kickoff and had the ball at midfield. After an incomplete pass, Garcia connected with Cedrick Wilson on a 29-yard pass on second down with nine seconds remaining. Instead of falling to the ground and taking a timeout, Wilson kept running and was tackled as time ran out and the game headed into overtime. The Rams won the toss and received the kickoff, which they returned to their 48-yard line. After a one-yard run by Marshall Faulk, the 49ers were penalized 15 yards for a face mask penalty. Marc Bulger then completed two straight passes which brought St. Louis to the 49ers 10-yard line. Jeff Wilkins then came on and hit the winning 28-yard field goal.

	1st	2nd	3rd	4th	OT	Final
49ers	7	3	7	7	0	24
Rams	7	0	7	10	3	27

October 26, 2003
Arizona 16, San Francisco 13

In another division battle, the 49ers had their second overtime game of the season, this time at Arizona. The field goal kicking was the story of this game as the 49ers missed both field goal attempts and made only 1-of-2 PATs and the Cardinals made only 3-of-6 field goal attempts. The Cardinals had the lead 13-6 in the fourth quarter when the 49ers tied the game on one of the most improbable touchdowns in team history. Jeff Garcia fumbled at the one-yard line and the ball was recovered by offensive lineman Kwame Harris, who scored his first career touchdown. The game was tied at 13 with 2:25 left to play. The Cardinals had another shot to get into scoring position, but were forced to punt and gave the 49ers one more shot for the victory with almost six minutes remaining in regulation. San Francisco then launched a drive that put the offense at the Arizona 16-yard line. But Owen Pochman missed the potential game-winning field goal, his second missed field goal of the day, this time from 35 yards out. This breathed new life into Arizona, who dove down to the San Francisco 32-yard line. With five seconds remaining in regulation, Tim Duncan attempted the game-winning 50-yard field goal, which was short, and the game headed to overtime. In overtime, the Cardinals won the toss and drove down to the 49ers 22-yard line in eight plays. Duncan set up for another chance at a game-winning field goal, this one from 39 yards out. The kick sailed through the uprights and the Cardinals notched the 16-13 victory.

	1st	2nd	3rd	4th	OT	Final
49ers	6	0	0	7	0	13
Cardinals	7	3	3	3	3	16

December 21, 2003
San Francisco 31, Philadelphia 28

The 49ers recorded their first overtime win of the season and also their first road win of 2003 with a 31-28 victory over Philadelphia. The two teams traded points back and forth heading into the final quarter. The 49ers kicked a 25-yard field goal on the first play of the fourth quarter to cut Philadelphia's lead to 21-20. On San Francisco's next possession, Kevan Barlow ran for 26 of his career-high 154 total yards and scored from one-yard out to give the 49ers a 26-21 lead. The two-point conversion attempt was successful and the 49ers had a seven-point lead with five minutes remaining in the game. The Eagles answered with a 10-play drive, adding seven points to tie the game on a Todd Pinkston touchdown grab with a little over a minute remaining in regulation. Philadelphia won the overtime coin toss and started its drive at its own 21-yard line. On the first play in the extra period, Tony Parrish, who notched an interception on the game's first drive, intercepted another pass and ran it back to the Eagles four-yard line. Todd Peterson then came out and nailed the 22-yard game-winning field goal.

	1st	2nd	3rd	4th	OT	Final
49ers	7	7	3	11	3	31
Eagles	0	14	7	7	0	28

October 10, 2004
San Francisco 31, Arizona 28

QB Tim Rattay joined an elite group of quarterbacks who have led the 49ers to come from behind victories in a 31-28 overtime victory against the visiting Arizona Cardinals at Monster Park. Rattay coolly directed two late fourth-quarter scoring drives that sent the game into overtime after trailing by 16 points with 8:19 remaining. In overtime, Rattay again led the team

downfield and buoyed by a roughing the passer penalty, put them into scoring position where K Todd Peterson banged home the game-winning 32-yard field goal. Rattay finished the game with a career-high 417 yards passing and a quarterback rating of 99.8. He was an impressive 14 of 20 for 115 yards and two touchdowns in the fourth quarter. He also broke QB Joe Montana's team record by completing 38 passes. Montana held the previous mark of 37. Rattay's favorite target on the day was TE Eric Johnson who hauled in a career-high 13 receptions for 162 yards and one touchdown. Johnson caught a six-yard touchdown from Rattay with 4:35 remaining in the game that pulled the 49ers within 10 points. Rattay ran in the two-point conversion and suddenly the 49ers were within eight points. Now they needed a stop and the defense was up to the task, forcing a Cardinals punt. Taking over at the 49ers 28-yard line, Rattay started off with a nine-yard pass to WR Curtis Conway, then scampered 15 more yards before hitting Conway on a 14-yard pass to get the 49ers to the Cardinals 23. From there Rattay found WR Brandon Lloyd in the corner of the end zone and the 49ers were within two points. Lloyd then slipped in front of the defender and caught Rattay's two-point offering sending the game into overtime. The 49ers won the overtime coin toss and never relinquished the ball. A roughing the passer penalty on Arizona's DT Darnell Dockett helped the 49ers cause and Rattay took advantage as he quickly moved the team into scoring position where Peterson knocked home the game-winner.

	1st	2nd	3rd	4th	OT	Final
49ers	0	6	6	16	3	31
Cardinals	0	14	0	14	0	28

December 12, 2004
San Francisco 31, Arizona 28

First-year RB Maurice Hicks earned the game ball after an inspiring 139-yard performance on 34 attempts. He and QB Ken Dorsey carried the 49ers to their second victory of the season, a 31-28 overtime victory in Arizona. San Francisco did have to work for the win, despite taking a 28-3 lead in the third quarter. The Cardinals staged a furious rally and almost answered the 49ers overtime win earlier in the season at Monster Park. But some key plays from the defense and the legs of Hicks proved the difference of the day. Hicks, making his first career NFL start, had four carries for 42 yards in overtime including a significant 17-yard gain that set-up K Todd Peterson's game-winning field goal. Facing 2nd and 3 from the Cardinals 30-yard line, Hicks took the handoff from Dorsey, cut off the tackle to his right and raced downfield before he was knocked out of bounds at the 13. Dorsey finished the game completing 18 of 34 passes for 191 yards and three scores for a passer rating of 99.0. Starting for the injured QB Tim Rattay, Dorsey threw his first career touchdown to WR Brandon Lloyd for the first score of the day. He then connected twice with WR Cedrick Wilson for scores as Wilson led the receiving efforts with five receptions for 83 yards and two scores, including a 19-yard catch to keep the 49ers game-winning drive alive. Dorsey was sacked just once in his 34 passing attempts behind an offensive line that played its best game of the year.

	1st	2nd	3rd	4th	OT	Final
49ers	7	14	7	0	3	31
Cardinals	0	3	7	18	0	28

January 1, 2006

San Francisco 20, Houston 17

The San Francisco 49ers rallied from a 10–0 first quarter deficit for a 20–17 overtime victory over the Houston Texans to close out the 2005 campaign with two consecutive wins for a 4–12 record. The 49ers dominated the line of scrimmage, gaining 182 yards on the ground and controlling the clock for 44:03. The 49ers used a combination of RB Frank Gore (108 yards) and RB Maurice Hicks (64 yards) to take control on the ground. S Mike Adams was the star of the game on defense after finishing with two interceptions, one that was returned for a touchdown and the other that led to the game-winning field goal in overtime. QB Alex Smith helped lead the 49ers to a touchdown at the end of the first half by converting a key third-and-13 situation with a 14-yard strike to WR Brandon Lloyd and then three plays later threw his first NFL touchdown pass when he rolled to his right and found Lloyd in the back of the end zone for a 14-yard score. The 49ers took the second half kick and went on a 14-play, 56-yard drive that ended with a 42-yard field goal by Nedney to tie the game at 10–10. Houston responded when Banks fired a 31-yard pass to WR Corey Bradford to get into San Francisco territory followed by a 25-yard touchdown pass to Bradford to retake the lead at 17–10. Adams, who made his first NFL start at cornerback, intercepted QB Tony Banks at the end of the third quarter and returned it 40 yards for a touchdown to tie the game at 17–17. Then in overtime, Banks went deep but Adams intercepted the pass and alertly lateraled to S Ben Emanuel, who ran 35 yards to the Houston 21-yard line. After two short runs, PK Joe Nedney nailed a 33-yard field goal to give the 49ers the 20–17 victory.

	1st	2nd	3rd	4th	OT	Final
49ers	0	7	10	0	3	20
Texans	10	0	7	0	0	17

December 31, 2006

San Francisco 26, Denver 23

The San Francisco 49ers overcame a 13–0 deficit to pull out a 26–23 win over the Denver Broncos at Invesco Field at Mile High. The 49ers played the role of spoilers when the victory knocked the Broncos out of the playoffs. The 49ers come-from-behind win was led by three outstanding individual efforts: RB Frank Gore gained 153 rushing yards, PK Joe Nedney kicked four field goals along with the game winner in overtime, and CB Walt Harris snagged two interceptions, including a 28-yard touchdown return in the third quarter. WR Bryan Gilmore had two key plays in overtime to advance the 49ers into field goal range for the game winning kick. During the first half, strong 49ers goal-line defense helped limit Denver to a pair of field goals on drives that were stopped when the Broncos were in first-and-goal situations. The 49ers defense again held Denver to a field goal in the third quarter when the Broncos had a first-and-goal inside the five-yard line. Denver went ahead 13–0 in the second quarter when CB Champ Bailey took a deflected theft 70 yards into the end zone. Nedney booted a 46-yard field goal to put the score at 13–3 in Denver's favor at the end of the half. San Francisco rallied in the second half, converting its first series into a 12-play, 76-yard touchdown drive. FB Moran Norris caught a short pass from Smith and weaved in and out of traffic for a 32-yard touchdown. The 49ers took the lead on the ensuing drive when Harris picked off QB Jay Cutler and went 28 yards untouched for a touchdown that gave the 49ers a 17–13 lead. Denver responded with a field goal on the next series, but the 49ers added two field goals in the

fourth quarter for a 23–16 advantage with 6:14 to play in regulation. Cutler completed a nine-yard touchdown pass to TE Tony Scheffler to tie the game at 23–23 and send it into overtime. Denver won the coin toss, but was forced to punt on two drives before a 12-yard return by PR Brandon Williams allowed the 49ers to start their game-winning drive at their own 39-yard line. Gilmore gained 20 yards on an end route and then caught a 14-yard pass from QB Alex Smith for a first down at the Denver 25-yard line. Two plays later, Nedney kicked a 36-yard field goal to give San Francisco the win.

	1st	2nd	3rd	4th	OT	Final
49ers	0	3	14	6	3	26
Broncos	3	10	3	7	0	23

November 25, 2007

San Francisco 37, Arizona 31

The San Francisco 49ers completed a series sweep of the Arizona Cardinals with a 37–31 overtime victory to snap an eight-game losing streak at the University of Phoenix Stadium. DE Ron Fields forced QB Kurt Warner to fumble on a sack in the end zone, and LB Tully Banta-Cain recovered the ball for a touchdown in overtime to seal the win. The play was set up after PK Neil Rackers missed a 32-yard field goal in overtime. Rackers was successful on a field goal from the San Francisco nine-yard line, but the Cardinals were penalized for a delay of game penalty, moving the ball back to the 14-yard line where Rackers was wide to the left. A 59-yard punt by P Andy Lee followed by an Arizona penalty forced the Cardinals to begin their next drive at the three-yard line, setting up the 49ers defensive touchdown to get the win. RB Frank Gore went over the 100-yard mark for the first time in 2007, finishing with 116 yards and two touchdowns, including a 35-yard touchdown run with 1:25 to play to give the 49ers a 31–28 lead. Warner completed five passes on the ensuing drive to get Arizona to the one-yard line with six seconds to play. CB Donald Strickland broke up a pass in the end zone to force Arizona to settle for a 19-yard field goal as time expired in regulation. In overtime, Warner completed a short pass to WR Sean Morey, who raced down the sidelines for a 62-yard gain before LP Patrick Willis caught up with him to make a game-saving tackle at the 14-yard line. That set up Rackers game-winning field goal attempt. The 49ers had three first half turnovers with two CB Walt Harris interceptions and a strip by CB Nate Clements to lead to 14 points. San Francisco had a 17–7 lead and appeared to be in position to take a 17–14 halftime lead after Harris' second interception gave the 49ers a first down at their own 41-yard line. QB Trent Dilfer moved the team inside Arizona territory to the 37-yard line with 11 seconds to go to set up a field goal attempt. PK Joe Nedney attempted a 55-yard field goal that went wide, leaving six seconds on the board for the Cardinals. Warner completed a short pass to the sideline and then with two seconds left completed a 48-yard Hail Mary pass to WR Larry Fitzgerald for a touchdown and a 21–17 halftime lead. A 57-yard touchdown pass from Dilfer to WR Arnaz Battle in the third quarter pushed the 49ers back in front, 24–21, heading into the final quarter. Cardinals backup QB Tim Rattay completed a two-yard touchdown on a fourth-down play midway in the fourth quarter to take a 28–24 lead. Gore's 35-yard touchdown with 1:25 recaptured the lead for San Francisco, but Rackers last second field goal sent the game to overtime.

	1st	2nd	3rd	4th	OT	Final
49ers	7	10	7	7	6	37
Cardinals	7	14	0	10	0	31

September 14, 2008

San Francisco 33, Seattle 30

The San Francisco 49ers overcame a 14–point first quarter deficit to win 33–30 in overtime after PK Joe Nedney nailed a 40-yard game-winning field goal. After closing the gap to 20–13 at halftime, the 49ers intercepted Seattle on the first two drives of the second quarter, including one that was returned for a touchdown. On the first series of the second half, CB Walt Harris tipped a QB Matt Hasselbeck pass that was picked off and returned 86 yards for a touchdown by LB Patrick Willis to tie the game at 20–20. On the next series, DE Ray McDonald tipped a pass that was intercepted by Harris at the Seattle 41-yard line to help set up the go-ahead touchdown. QB J.T. O'Sullivan completed back-to-back passes to WR Bryant Johnson to move the 49ers to the 22-yard line to help get into position for a two-yard touchdown run by RB Frank Gore to lift the 49ers in front, 27–20. Seattle responded with a 15-play, 74-yard drive that ended in a touchdown to tie the game at 27–27. After both teams exchanged field goals to get the score tied at 30–30, the 49ers forced Seattle to punt from its own 12-yard line and the 49ers began a drive at the Seattle 49-yard line with 1:09 to play in regulation. The team moved to the 23-yard line with three seconds to play to set up a game-winning field goal attempt. Nedney's 41-yard attempt sailed wide to the right to send the game to overtime. The 49ers won the toss and elected to receive. O'Sullivan completed a 33-yard pass to WR Isaac Bruce on third-and-seven and a five-yard pass to WR Arnaz Battle on a third-and-two situation to push the 49ers to the 23-yard line where Nedney connected on a 40-yard field goal to give San Francisco the win. O'Sullivan registered his first 300-yard game, finishing 20-of-32 for 321 yards with one touchdown. Bruce had his first 100-yard game as a member of the 49ers with 153 yards on four catches, including a 63-yard catch in the second quarter to help get the 49ers in position for O'Sullivan's three-yard touchdown pass to Johnson. Seattle jumped to a 14–0 first quarter after taking advantage of two miscues by the 49ers. LB Manny Lawson blocked a Seattle punt early in the game, however Seattle recovered the loose ball and converted it into a first down inside San Francisco territory on a drive that ended with a Seattle touchdown. On the next series, Seattle forced Gore to fumble deep in Seahawks territory on a play that resulted in a 10-yard touchdown return by DT Craig Terrill.

	1st	2nd	3rd	4th	OT	Final
49ers	3	10	14	3	3	33
Seahawks	14	6	0	10	0	30

November 14, 2010

San Francisco 23, St. Louis 20

The San Francisco 49ers Week 10 matchup would be a battle between NFC West foes as they hosted the division leading St. Louis Rams at Candlestick Park. With the chance to get back into the hunt for the NFC West and compile back-to-back wins for the first time this season, the 49ers would take a big step and put the game in the hands of former Heisman Trophy winner QB Troy Smith. Along with late game heroics that came down to the first overtime contest for the 49ers this season, the game proved to be a classic NFC West shootout. The Rams would also rely on a former Heisman Trophy winner in QB Sam Bradford to come in and test the 49ers at home. With two quarterbacks of storied pasts, the game turned out to be an offensive showcase as both teams would throw for a combined 607 yds., as well as 753 yds. of total offense.

All would come down to an overtime FG off the foot of K Joe Nedney, who connected on a 29-yd. game-winning kick that gave the 49ers the 23-20 win. With St. Louis winning the toss and electing to receive, Bradford started things off, marching his team down the field. The drive ultimately would be halted, but not before a K Josh Brown's 42-yd. FG put the Rams on the board 3-0 to start the game. Coming off a bye and an extra week to prepare, the 49ers picked up right where they left off in London, as they were able to effectively spread the ball down the field, putting up 421 yds. of total offense. Smith proved to be a major part of the offensive onslaught as he completed 17 of 28 pass atts. for a career-high 356 yds. and 1 TD through the air. Smith's 356 yds. were the most by a 49ers QB since QB Tim Rattay threw for 417 yds. on 38 of 57 pass atts. vs. Arz. (10/10/04). From start to finish, the 49ers found ways to get the ball to multiple players throughout the offense as Smith connected with 5 different receivers who registered 60 yds. rec. or more. It marked the first time in franchise history that at least 5 receivers totaled 60 yds. rec. or more. Smith started the carousel of offensive production with a 32-yd. pass to TE Vernon Davis. On the very next offensive drive, Smith hooked up with WR Josh Morgan for a 65-yd. pass deep down the right side that brought him to the 1-yd. line, setting up a 1-yd. TD run by RB Frank Gore and giving the 49ers a 7-3 lead. The 49ers offense would continue to pour on the yards as they successfully moved the ball down field and allowed Nedney to connect on a 26-yd. FG to put the home team up 10-3 with 12:04 left to go in the half. The Rams eventually would find their way into the end zone as QB Sam Bradford connected with WR Danny Amendola for a 5-yd. TD pass to tie the game at 10 a piece heading into halftime. The 49ers found themselves down heading into the 4th qtr. after Rams RB Steven Jackson scampered for a 13-yd. TD to bring the score to 10-17. With the home team down 13-17 late in the 4th qtr. the 49ers would once again turn to their quarterback. With 2:30 remaining on the clock, the 49ers faced a 3rd and 32 situation at the SF 47-yd. line. Smith then connected on back-to-back passes to Gore of 14 and 23 yds. to move the chains, before firing a 16-yd. TD strike to WR Michael Crabtree to give the 49ers the lead. Rams marched right back down the field and scored off of a 33-yd. FG by Brown, forcing overtime. After St. Louis won the toss, the 49ers defense made a crucial 3 and out stop, which included a 3rd down sack by DT Justin Smith that allowed the 49ers to get the ball back and set up the game-winning FG.

	1st	2nd	3rd	4th	OT	Final
Rams	3	7	7	3	0	20
49ers	7	3	0	10	3	23

September 18, 2011
Dallas 27, San Francisco 24

San Francisco's regime led by Jim Harbaugh and his new but experienced staff, entered the historic rivalry match against the Dallas Cowboys with something to prove at Candlestick Park. The 49ers started off as they had hoped, scoring 2 first-half TDs and blanking America's Team, but big pass plays late in the game would ultimately cause the Niners to fall short as they were edged 27-24 in overtime. Dallas opened the 1st

qtr. marching down the field, but came up short after a failed 21-yd. FG attempt by K Dan Bailey. After exchanging the next couple of possessions, QB Alex Smith led the Niners on a 68-yd. drive, capped off by a 1-yd. TD by RB Frank Gore in the 2nd qtr. The 49ers front seven played strong, swarming and stopping the run, allowing Smith and the Niners to regain possession to take a 14-0 lead. The 12-yd. throw from Smith marked the first TD of WR Kyle Williams' career and the team's first passing TD of 2011. QB Tony Romo and the Cowboys answered before the half on a 71-yd. drive, capped off by a 53-yd. TD slant to WR Miles Austin, making it a one score game heading into the half. Dallas lost its starting QB for a brief stretch in the 3rd qtr., when it appeared Romo's rib injury - occurring on the 3rd play of the game - had become too much of a hindrance. Backup QB Jon Kitna started the 3rd qtr. and threw a tying TD pass and 2 INTs in relief. Displaying good ball skills and awareness, CB Tramaine Brock came up with his 2nd INT of the season in as many weeks, reacting to a Kitna tipped pass and coming up with the turnover. Smith and the 49ers took advantage of the Cowboys turnover with a deep pass down the right sideline to TE Delanie Walker for 29 yds. and the go-ahead TD entering the 4th qtr. K David Akers connected on a 55-yd. FG, marking the longest FG in Candlestick Park history, and the Niners built up a 10-pt. cushion. The Cowboys charged back from the 24-14 deficit when Romo hit Austin for a leaping 25-yd. TD, and then directed a 10-play, 44-yd. drive in the final 4 minutes that ended with an overtime-forcing, 48-yd. field goal. After the Cowboys' defense forced a punt on the 49ers first OT drive, Romo found backup WR Jesse Holley in stride for a 77-yd. gain that set up 19-yd. game-winning FG.

	1st	2nd	3rd	4th	OT	Final
Cowboys	0	7	7	10	3	27
49ers	0	14	7	3	0	24

January 22, 2012
New York Giants 20, San Francisco 17
NFC Championship Game

When asked what his message was to his players after falling short to the New York Giants in the NFC Championship game, Harbaugh stated, "As Sir Andrew Barton said, 'Fight on my men, we're hurt but not slain. We'll lay down and bleed a while. Then we'll rise and fight again.'" Harbaugh, of course was referring to his team's blue-collar mentality after the Giants escaped rain-soaked Candlestick Park with a 20-17 overtime victory. "They stand toe-to-toe and fight every time they go out onto the field," added Harbaugh. "Be forever proud of our players and coaches the way they compete." Harbaugh got the Niners to the brink of the Super Bowl in his rookie year, taking over a 6-10 team and going 13-3 to win the NFC West. The extra minutes at Candlestick Park went in favor of the opponent in a year where most didn't expect a storybook season. The 49ers defense played stoically, recording six sacks on Giants QB Eli Manning, which ranked t-2nd for the most sacks in a postseason game in franchise history (6 - four times, last vs. Den. - 1/29/90). TE Vernon Davis gave the 49ers a 7-0 lead with 7:11 remaining in the 1st qtr. after running a pattern down the right sideline and outracing the secondary for a 73-yd. TD recept. from QB Alex Smith. On their ensuing drive, the Giants

drove from their own 31 to the San Francisco 34-yd. line. On 3rd-and-1, Manning and the Giants failed to get a first down despite two opportunities. The Giants eventually evened the score on a 10-play, 69-yd. drive when TE Bear Pascoe caught Manning's short pass at the 6-yd. line and stepped into the end zone for the TD. The Giants added a FG with two seconds remaining in the 2nd qtr. to give them a 10-7 edge going into the locker room. Davis' second TD of the game, gave the lead back to the Niners at 14-10 with 5:18 remaining in the 3rd qtr. San Francisco's 3-play, 54-yd. TD drive was set up by a short pass to RB Frank Gore, who turned it into a 24-yd. gain. On the next play, Davis went in motion from right to left and caught a lofted pass to the end zone by Smith. The Giants took the lead back after the ball inadvertently glanced off WR Kyle Williams on a punt, giving the ball back to the Giants on the 49ers 29 yard line. Manning connected on a 17-yard pass to WR Mario Manningham to give the Giants a 17-14 lead with 8:41 remaining. Williams' 40-yd. return on the ensuing kickoff enabled the 49ers to start their next possession at their own 45. On consecutive plays, Smith scrambled for 17 yds. and RB Kendall Hunter ran for 18 more, resulting in a K David Akers game-tying FG with 5:39 to go, 17-17. After both teams went 3-and-out on their first overtime possession, a Giants takeaway on a Williams fumble, forced by LB Jacquian Williams on a punt return, gave the Giants possession at their own 36 with 9:32 remaining. After converting one first down, K Lawrence Tynes sent the season-ending 31-yd. FG through the uprights.

	1st	2nd	3rd	4th	OT	Final
Giants	0	10	0	7	3	20
49ers	7	0	7	3	0	17

November 11, 2012
St. Louis 24, San Francisco 24

The 24-24 stalemate marked the 14th tie for the 49ers since joining the NFL in 1950 and first since 1986 [10-10 at Atl. (10/19)]. It also marked the 49ers first tie at Candlestick Park since 1972 [20-20 vs. NO (10/22)]. St. Louis got off to a fast start, scoring on a 36-yd. TD pass from QB Sam Bradford to WR Brian Quick. The Rams next possession went 7-plays, for 93-yds., ending with a 7-yd. TD run by RB Steven Jackson to make the score 14-0 at the end of the 1st qtr. The 49ers answered on their next possession, driving 78-yds. on 12-plays, capped off by QB Alex Smith's 14-yd. TD pass to WR Michael Crabtree. Crabtree's TD recept. came on 3rd-and-7, marking his 3rd TD on 3rd down this season, ranking t-3rd in the NFL. Crabtree has tallied a TD in each of his last 5 games against St. Louis. Following the TD drive, Smith left the game due to injury. The San Francisco defense stiffened following the offense's TD, forcing two consecutive three-and-outs and what would have been a third if not for P Johnny Hekker's 1st down completion on a Rams fake punt. Three plays after the fake punt, LB Aldon Smith ended the Rams drive and the 1st half with his first of 2.0 sacks in the game. Smith has recorded 9.5 sacks for the season and 23.5 for his career. Smith's 9.5 sacks ranks 3rd in the NFL and 1st in the NFC. The first possession for each team to start the 3rd qtr. resulted in no change on the scoreboard. With 8:43 remaining in the 3rd qtr., St. Louis began a 16-play drive that milked 8:25 off the clock and resulted in a 27-yd. FG by K Greg Zuerlein, stretching the lead to 17-7. On the

49ers next possession, Alex Smith's backup, QB Colin Kaepernick, led the Niners down the field, completing 5 of 5 pass attempts for 67-yds. Kaepernick finished the drive with a 7-yd. TD run, as he successfully dove inside the pylon with 8:48 remaining in the 4th qtr. On the ensuing kickoff, RB Isaiah Pead fumbled the ball at the St. Louis 28-yd. line. CB Tramaine Brock (1st career FF) forced the fumble, it was recovered by S Darcel McBath (1st career FR) and returned 8-yds. to the Rams 20-yd. line. The 49ers first play following the fumble resulted in a 20-yd. TD run by RB Frank Gore. Gore rushed for 97-yds. on 21 carries. The 20-yd. TD run marked his 5th TD of the season and 48th of his career. He finished the game trailing just RB Joe Perry (50) and RB Roger Craig (50) for the most rushing TDs in franchise history. The TD made the score 21-17 in San Francisco's favor with 8:29 left in the 4th qtr. The Rams answered the 49ers score with a score of their own, going 14-plays, for 81-yds. capped off by a 2-yd TD pass from Bradford to WR Austin Pettis. The long St. Louis drive left only 1:13 on the clock, as the 49ers trailed 24-21. Kaepernick engineered an 8-play, 63-yd. drive under pressure, accounting for 54 yds. to set K David Akers up for a 33-yd. game-tying FG to force overtime. In the extra period, St. Louis won the toss and elected to receive. On the Rams first play, Amendola recorded an 80-yd. recept. down to the 49ers 2-yd. line, but an illegal formation penalty against the Rams erased the long catch and brought the ball back to the St. Louis 13-yd. line. A few plays later, San Francisco forced a Rams punt, setting up good field position for the 49ers offense. The 49ers drove down to the St. Louis 23-yd. line, to set Akers up for a 41-yd. FG attempt that was wide left. The Rams took the ball, drove to the San Francisco 40-yd. line and Zuerlein also missed the potential game-winning FG as neither team was able to score before the clock ran out, resulting in a tie.

	1st	2nd	3rd	4th	OT	Final
Rams	14	0	3	7	0	24
49ers	0	7	0	17	0	24

December 2, 2012
St. Louis 16, San Francisco 13

The 49ers and Rams had to play deep into overtime for the second time this season, as St. Louis outlasted San Francisco in a tough divisional matchup. Both defenses played well, resulting in only one scoring play during the 1st half. After forcing a Rams 3-and-out, the 49ers took over on their own 40-yd. line. On the first play of the drive, RB Frank Gore gained 23-yds. on the ground, putting the ball at the St. Louis 37-yd. line. The offensive line continued to open up holes for Gore, as he ran for 18 more yds. on 3 carries and capped off the drive with a 1-yd. TD run, making the score 7-0 with 3:01 remaining in the 1st qtr. After the San Francisco TD, the Rams offense was held to its second consecutive 3-and-out. With 2:31 remaining in the 2nd qtr., the 49ers defense recorded its third 3-and-out in four defensive series, with LB Aldon Smith forcing a long 3rd down after registering his 17.5 sack of the season. His 17.5 sacks ties the 49ers single-season franchise record (Fred Dean - 1983). Smith now has 31.5 career sacks, surpassing Hall of Fame DE Reggie White (31.0) for the most sacks by a player in their first two years in NFL history. On the 49ers second possession of the 3rd qtr., Kaepernick was flagged for intentional grounding in the end zone, which resulted in a safety making the score 7-2 with 4:36 left in the 3rd qtr. San Francisco

answered with its next offensive possession, marching 94-yds. on 13 plays to setup K David Akers for a 23-yd. FG. WR Michael Crabtree caught 4 passes for 69 during the drive. For the game, Crabtree tallied 7 receipts. for 101 yds., marking his 2nd 100-yd. game of the season and 5th of his career. The Rams were unable to get on the scoreboard with their next offensive possession, but they did after recovering a fumble by Kaepernick on 3rd-and-3 and CB Janoris Jenkins returned the loose ball 2 yds. for a TD. QB Sam Bradford completed the 2-point conversion attempt to TE Lance Kendricks to knot the score at 10 apiece with 3:04 remaining in the 4th qtr. Kaepernick showed poise on the next possession, following the fumble, as he rushed for 50 yds. down to the St. Louis 14-yd. line. Kaepernick rushed for 84 yds. on 9 carries. His 84 yds. on the ground are the most by a 49ers quarterback since Steve Young rushed for 102-yds. vs. NO (12/23/90). Akers was able to put the 49ers up by 3 with a 33-yd. FG with 1:38 remaining. The Rams managed to drive 45 yds. on 7 plays to set Zuerlein up for a 53-yd. FG that sailed through the uprights as the clock expired to send the game into overtime. In overtime, it took 14:30 of 15 minutes to decide the outcome of the game, as Zuerlein made a 54-yd. FG to end the game with a final score of 16-13.

	1st	2nd	3rd	4th	OT	Final
49ers	7	0	0	6	0	13
Rams	0	0	2	11	3	16

November 9, 2014
San Francisco 27, New Orleans 24

A late-game sack and forced fumble by LB Ahmad Brooks setup a game-winning FG in overtime by K Phil Dawson, as the 49ers defeated the Saints, 27-24, at the Mercedes-Benz Superdome. On the opening drive of the game, QB Drew Brees' pass intended for WR Marques Colston was picked off by S Antoine Bethea and returned to the Saints' 19-yd. line. Three plays later, RB Frank Gore scored from four yards out to give the 49ers an early 7-0 lead. On the drive, Gore moved past RBs Eddie George and Tiki Barber for the 24th most rushing yds. in NFL history. A three-and-out by the Saints gave San Francisco the ball at its own 21-yd. line. The 49ers offense pieced together a 13-play, 79-yd. drive that was capped off by a 9-yd. TD run by RB Carlos Hyde. With the 49ers leading 14-0, the Saints responded with a scoring drive of their own, as K Shayne Graham connected on a 40-yd. FG to make the score 14-3. Early in the 2nd qtr., Brees found WR Brandin Cooks for a 31-yd. TD pass to bring the score to 14-10. San Francisco's offense countered with a 15-yd. TD pass from QB Colin Kaepernick to WR Anquan Boldin to extend his streak of at least one TD pass to 16 consecutive games, the 2nd longest streak by a QB in franchise history. Boldin recorded 6 receipts. for 95 rec. yds. and 1 TD, and now has 635 recept. yds. this season, becoming one of 12 players in NFL history to register 12 seasons with 600-or-more rec. yds. Both teams exchanged punts before the Saints drove down to the 49ers 22-yd. line, where CB Chris Culliver picked of Brees' pass in the end zone to close the first half. On New Orleans' second drive of the 3rd qtr., Brees led the Saints offense on a 10-play, 64-yd. drive and found TE Jimmy Graham for an 11-yd. TD. With the 49ers leading 21-17 late in the game, Brees connected with Graham for the duo's 2nd TD of the game to give the Saints a 24-21 lead with 1:55 remaining. Unable to gain ground on its first three plays, San Francisco's

offense faced a critical 4th-and-10 on its own 22-yd. line. Kaepernick scrambled to his right and found WR Michael Crabtree on a 51-yd. reception. Three plays later, K Phil Dawson kicked the game-tying FG from 45 yds. out to send the game into overtime. After both teams failed to score points on their first drives, the Saints regained possession with 7:43 left in OT. On 2nd-and-15, Brooks sacked and stripped Brees and the fumble was recovered by LB Chris Borland. On the ensuing play, Dawson kicked a game-winning, 35-yd. FG to give the 49ers the victory on the road.

	1st	2nd	3rd	4th	OT	Final
49ers	14	7	0	3	3	27
Saints	3	7	7	7	0	24

December 20, 2014
San Diego 38, San Francisco 35

San Francisco fell to San Diego, 38-35, in overtime in a game that saw the 49ers rush for a franchise-record 355 yds. On the opening drive of the game, RB Frank Gore ripped off a 52-yd. TD to give the 49ers an early 7-0 lead. Two possessions later, CB Perrish Cox intercepted QB Philip Rivers' pass intended for WR Seyi Ajirotutu, which marked his team-leading fifth INT of the season. Soon after, QB Colin Kaepernick drove the offense 67 yds. on 10 plays before finding WR Bruce Ellington on an 8-yd. TD pass. On San Diego's very next drive, S Antoine Bethea intercepted Rivers' pass and returned it 49 yds. for a TD to extend San Francisco's lead to 21-0. It marked the longest INT return and the first TD of Bethea's career. The Chargers responded on their next drive, as Rivers led an 8-play, 73-yd. drive that was capped off by a 15-yd. TD pass to WR Eddie Royal. Up 21-7, the 49ers held the ball for the final possession of the first half. San Francisco converted a 3-and-1 from San Diego's 1-yd. line on a reverse to Ellington, who scored on a 1-yd. TD run. With the score, Ellington became the first 49er to record both a rushing TD and receiving TD in the same game since Gore vs. NO (9/20/10), and the first 49ers rookie to accomplish the feat since RB Amp Lee at Min. (12/13/92). On San Diego's third drive of the 3rd qtr., Rivers found TE Antonio Gates on a 1-yd. TD pass. Following a nullified 70-yd. TD pass to TE Vernon Davis on San Francisco's next drive, Kaepernick was sacked and stripped and the fumble was recovered by Corey Liuget in the end zone to cut the 49ers' lead to 28-21. Following the turnover, Kaepernick ran 90-yds. for a touchdown to give San Francisco a 35-21 lead. His run marked the second-longest TD run by a QB in NFL history. In the 4th qtr., Rivers connected with Gates for a 21-yd. TD pass to cut the lead to 35-28. One drive later, Rivers orchestrated a late, 14-play, 80-yd. drive that was capped off by an 11-yd. TD pass to WR Malcolm Floyd to tie the game with 0:32 remaining in the game. The 49ers held the final possession of the game, but K Phil Dawson was unable to connect on a 60-yd. field goal to win the game. In overtime, the Chargers capitalized on a 49ers turnover and K Nick Novak kicked a game-winning 40-yd. FG to lead San Diego past San Francisco, 38-35.

	1st	2nd	3rd	4th	OT	Final
Chargers	0	7	14	14	3	38
49ers	7	21	7	0	0	35

December 6, 2015
San Francisco 26, Chicago 20

In Week 13, San Francisco traveled to the Windy City where they defeated the Chicago Bears at Soldier Field in overtime, 26–20. QB Blaine Gabbert completed 18–of–32 atts. for 196 yds. and 1 TD, while adding a career–high 75 (12.5 avg.) rushing yds. and his first career rushing TD. WR Anquan Boldin recorded 5 recpts. for 37 yds. on the day, becoming the 18th player in NFL history to record 13,000–or–more rec. yds. in their career. The Bears jumped out to an early 6–0 lead in the first quarter, as K Robbie Gould connected on 40–yd. and 51–yd. FGs on Chicago’s first two possessions. On the third Bears possession, 49ers DB Jimmie Ward stepped in front of a QB Jay Cutler pass and returned it 29–yds. for his first career INT and first career TD. It marked the first INT for a TD by the 49ers defense since 12/20/14 vs. SD (\$ Antoine Bethea – 49–yd. INT return). However, a blocked point after attempt kept the score at 6–6. Chicago would take a 13–6 lead on their next possession, as RB Matt Forte found the end zone on a 5–yd rush early in the second quarter. The 49ers were quick to respond, as Gabbert engineered a 16–play, 81–yd. drive that took over eight minutes off the clock, and ended with a 1–yd. TD run from RB Shaun Draughn, his first TD as a member of the 49ers. It marked Draughn’s 3rd career rushing TD and first since 11/1/12 at SD as a member of the Kansas City Chiefs. The game remained tied at 13 until midway through the fourth quarter, when Bears RB Ka’Deem Carey gave the home team the 20–13 advantage with a 4–yd. TD run. On the ensuing possession, Gabbert took over at his own 36–yd. line with 3:27 remaining in the game. On the 6–play drive, Gabbert rushed for 60 yds., including a career–long 44–yd. TD, the first of his career, to tie the game at 20–20. On the following kickoff, Chicago WR Deonte Thompson recorded a 74–yd. return, setting the Bears up with prime field position for the win. However, after running the game clock down to two seconds, Gould missed the 36–yd. FG wide left to send the game to overtime. After winning the coin toss and choosing to receive, the 49ers were forced to punt only to force the Bears to punt three plays later. On the first play of the second possession of overtime, Gabbert connected with WR Torrey Smith on a 71–yd. TD pass, his 3rd TD recpt. of 70–or–more yds. this season, to give San Francisco the 26–20 road victory. According to Elias, Smith became the first 49ers player to register 3 rec. TDs of 70–or–more yds. in the same season since WR John Taylor accomplished the feat in 1989.

	1st	2nd	3rd	4th	OT	Final
49ers	6	7	0	7	6	26
Bears	6	7	0	7	0	20

January 3, 2016
San Francisco 19, St. Louis 16

The San Francisco 49ers finished the 2015 season with a 19–16, overtime win over the St. Louis Rams at Levi’s® Stadium. San Francisco registered their second overtime win of the season [26–20 at Chi. (12/6/15)], marking the first time the team has won two overtime games in the same season since 2004 [31–28 vs. Arz. (10/10/04); 31–28 at Arz. (12/12/04)]. The win marked the ninth–consecutive regular season home finale win by the 49ers, the longest winning streak in home finales in the NFL. The San Francisco offense amassed 458 net yds. of total offense (108 rushing, 350 passing), the most by the 49ers since 9/8/13 vs. GB (494 net yds. – 90 rushing, 404 passing). QB Blaine Gabbert completed 28 of 44 atts., for a career–high 354 yds. and 1 TD. RB DuJuan Harris rushed for a team–high 67 yds. on 16 carries and also set career highs in recpts. (8) and rec. yds. (86). He became the first player to lead the team in both rushing and receiving yds. in the same game since RB Frank Gore vs. Sea. [16–131 rushing & 5–51 receiving (10/18/12)]. After the teams traded punts to open the game, Rams K Greg Zuerlein gave the road team a 3–0 lead midway through the first quarter with a 33–yd. FG. On the first play of the second quarter, Gabbert finished off a 7–play, 70–yd. drive with a 33–yd. TD pass to WR Anquan Boldin, his 4th TD recpt. of the season and 74th of his career. Boldin finished the game with 5 recpts. for 71 yds. and 1 TD. On the ensuing possession, the San Francisco defense held strong, forcing a Rams punt. However, St. Louis attempted a fake, but WR Bruce Ellington, deep for the punt return, ranged to his left and broke up the pass from Rams P Johnny Hekker in the end zone. Three plays later, Harris broke off a career–long 47–yd. run, setting up a 26–yd. FG by K Phil Dawson. St. Louis would respond on their next possession, as Zuerlein connected on a 32–yd. FG to make the score 10–6. After a 49ers turnover, Rams RB Tre Mason gave St. Louis a 13–10 lead with a 4–yd. TD run. Closing out the first half, Zuerlein converted from 44–yd. to give the Rams a 16–10 halftime advantage. Opening up the third quarter, Gabbert connected on a 44–yd. pass to Ellington to set up Dawson’s second FG of the day, this time a 28–yd. conversion. On the following possession, Zuerlein would miss a 52–yd. FG to keep the score at 16–13. With less than five minutes remaining, Dawson finished off a 12–play, 60–yd. drive with a 38–yd. FG to tie the game at 16 heading into overtime. Receiving the ball first, the 49ers were forced to punt on their opening possession. Taking over with the game on the line, St. Louis drove into 49ers territory to attempt a game–winning FG, but Zuerlein’s 48–yd. FG att was blocked by CB Dontae Johnson. Looking to finish the season on a high note, Gabbert connected with WR Quinton Patton for 33–yds. to set up the game–winning 23–yd. FG by Dawson to give San Francisco the 19–16 overtime win. Dawson connected on all 4 FGAs on the day, giving him 386 career made FGs, ranking t–9th in NFL history. In tying his season–high of 13 points scored, Dawson became the 16th player in NFL history to reach 1,600 career pts. [1,611].

	1st	2nd	3rd	4th	OT	Final
Rams	3	13	0	0	0	16
49ers	0	10	3	3	3	19

December 11, 2016
New York Jets 23, San Francisco 17

On a cloudy afternoon in Santa Clara, the 49ers fell to the New York Jets in overtime, 23–16. The 49ers offense rushed for a season–high 248 yds. on 27 atts. (9.2 avg.), with the 9.2 yds./carry avg. ranking as the 2nd–highest single–game avg. by the team in franchise history [24 atts. for 263 yds. (11.0 avg.) vs. Dallas Texans (10/26/52)]. RB Carlos Hyde registered a career–high 193 yds. on 17 atts. (11.4 avg.), his 2nd 100–yd. rushing game of the season and 3rd of his career. Hyde’s 193 rushing yds. are the 6th–most in a single game in franchise history and his 11.4 yds./carry avg. are the 5th–highest in a single game in franchise history (min. 10 atts.). On the day, the 49ers defense recorded a season–high 6.0 sacks, the most since 11/25/13 at Was. (6.0 sacks) with DL DeForest Buckner sacking Jets QB Bryce Petty twice, marking his second career multi–sack game [2.0 sacks at Buf. (10/16/16)]. On the opening possession of the game, DB Jimmie Ward intercepted Petty and returned it 8–yds. deep in Jets territory, marking his 1st INT of the year and 2nd of his career. Capitalizing on the Ward takeaway, Hyde hauled in a 7–yd. TD pass from QB Colin Kaepernick on the 49ers first offensive play from scrimmage, his the 2nd receiving TD of the season and of his career. After forcing a Jets punt, RB Shaun Draughn finished off the 4–play, 81–yd. drive that was set up by a career–long 47–yd. run by Hyde with a 4–yd. TD run, his 2nd rushing TD of the year and 5th of his career to put the 49ers up 14–0. In the 1st Qtr., the 49ers offense amassed 193 total net yds. (98 rushing; 95 passing), the 4th–most by any team in the 1st Qtr. this season. In the opening frame, Kaepernick completed 7 of 7 atts. for 95 yds. and 1 TD with a perfect passer rating of 158.3, marking the 8th time in his career he has had a perfect passer rating in any quarter. In the second quarter, the teams traded field goals as San Francisco entered halftime with the 17–3 lead. In the 3rd Qtr., the Jets closed the gap to 17–6 with a 30–yd. FG from K Nick Folk. Midway through the 4th Qtr., Jets RB Bilal Powell found the end zone from 5–yds. out and QB Bryce Petty added the two–point conversion to make the score 17–14. With :43 seconds remaining, Folk converted a 50–yd. FG to send the game to overtime. After the 49ers couldn’t convert on fourth down at the Jets 37–yd. line, Powell rushed left for a 19–yd. TD to give New York a 23–17 victory.

	1st	2nd	3rd	4th	OT	Final
Jets	0	3	3	11	6	23
49ers	14	3	0	0	0	17

PRESEASON RESULTS (SINCE 1946)

1946 (2-0)		
17	L.A. Dons (San Diego/10,000)—A-24	7
34	Chicago Rockets (Kezar/34,000)—S-1	14

1947 (0-1)		
7	L.A. Dons (Kezar/19,000)—A-24	14

1948 (2-0)		
42	L.A. Dons (Pasadena/58,207)—A-18	24
42	Baltimore (Kezar/35,139)—A-22	14

1949 (2-0-1)		
28	L.A. Dons (Los Angeles/81,272)—A-10	7
21	Buffalo (Kezar/28,084)—A-14	0
21	Cleveland (Cleveland/31,157)—A-19	21

1950 (1-4)		
12	Washington (Kezar/51,201)—A-20	31
10	Philadelphia (Kezar/17,000)—A-27	28
27	Baltimore (Baltimore/6,000)—A-30	14
21	Chicago Cards (Chicago/29,207)—S-1	28
10	Pittsburgh (Pittsburgh/19,733)—S-10	13

1951 (4-1)		
45	Washington (Kezar/27,280)—A-19	14
7	Chicago Bears (Kezar/38,836)—A-26	24
24	Pittsburgh (Syracuse/18,000)—S-8	7
20	Green Bay (Minneapolis/19,021)—S-12	0
37	Chicago Cards (Omaha/10,000)—S-23	17

1952 (7-0)		
79	SF Broncos+ (Kezar/87,000)—A-10	0
35	Washington (Kezar/35,234)—A-17	0
38	Chicago Cards (Kezar/34,109)—A-24	14
17	L.A. Rams (Los Angeles/67,799)—S-3	7
29	Pittsburgh (Pittsburgh/21,759)—S-7	14
35	Cleveland (Akron/30,199)—S13	31
76	San Jose Packers+ (SJ/6,839)—S-19	0

1953 (3-3-1)		
42	Fort Ord# (Sacramento/17,000)—A-15	7
7	New York (Kezar/36,273)—A-23	20
7	Washington (Kezar/25,784)—A-30	0
10	L.A. Rams (Los Angeles/39,816)—S-3	35
31	Philadelphia (San Antonio/15,378)—S-7	28
14	Chicago Cards (Kezar/22,736)—S-13	14
21	New York (New York/22,551)—S-17	28

1954 (7-0)		
42	Fort Ord# (Kezar/19,779)—A-8	14
43	New York (Kezar/29,296)—A-15	35
30	Washington (Sacramento/23,389)—A-21	7
42	Chicago Cards (Kezar/24,559)—A-29	7
38	Cleveland (Kezar/46,877)—S-5	21
28	L.A. Rams (Los Angeles/84,572)—S-10	27
37	Pittsburgh (Tucson/16,000)—S-15	14

Service Team + Semi Pro Team

1955 (5-1)		
7	Washington (Kezar/27,237)—A-7	6
60	Pittsburgh (Sacramento/23,496)—A-13	14
17	New York (Seattle/49,000)—A-20	28
17	Cleveland (Kezar/41,604)—A-28	14
43	Chicago Cards (Kezar/33,579)—S-4	7
31	L.A. Rams (Los Angeles/65,633)—S-9	10

1956 (3-3)		
28	Cleveland (Kezar/38,741)—A-19	17
20	Washington (Kezar/27,812)—A-26	0
14	Chicago Cards (Kezar/28,758)—S-2	13
14	New York (Portland/28,448)—S-8	21
24	L.A. Rams (Los Angeles/57,688)—S-14	33
14	Philadelphia (Sacramento/20,989)—S-23	21

1957 (5-1)		
24	New York (Kezar/33,673)—A-18	15
27	Washington (Kezar/24,781)—A-25	21
21	Cleveland (Kezar/32,840)—S-1	17
27	Chicago Cards (Kezar/28,000)—S-7	21
27	L.A. Rams (Los Angeles/75,172)—S-13	58
17	Philadelphia (Kezar/21,817)—S-22	14

1958 (3-3)		
10	New York (Kezar/25,657)—A-17	19
20	Washington (Portland/25,442)—A-23	19
55	Chicago Cards (Kezar/23,997)—A-31	31
21	Cleveland (Kezar/31,339)—S-7	16
38	L.A. Rams (Los Angeles/62,546)—S-12	40
28	Philadelphia (Kezar/33,398)—S-21	31

1959 (2-4)		
27	Washington (Kezar/21,201)—A-16	24
17	Green Bay (Kezar/18,916)—A-23	24
17	Cleveland (Kezar/24,737)—A-30	14
24	Chicago Cards (Seattle/23,000)—S-5	27
14	L.A. Rams (Los Angeles/59,552)—S-12	48
13	New York (Salt Lake City/18,496)—S-19	17

1960 (3-3)		
16	Dallas (Seattle/22,000)—A-6	10
31	Washington (Kezar/13,163)—A-14	7
45	Philadelphia (Kezar/17,667)—A-21	28
24	Cleveland (Portland/25,898)—S-3	26
17	L.A. Rams (Los Angeles/51,398)—S-9	28
17	St. Louis (Kezar/13,021)—S-18	24

1961 (3-2)		
20	New York (Portland/24,084)—A-12	21
24	Cleveland (Kezar/38,759)—A-20	27
14	Minnesota (Portland/27,044)—A-26	10
38	L.A. Rams (Los Angeles/42,558)—S-1	20
24	Dallas (Sacramento/22,130)—S-9	7

1962 (4-1)		
30	Minnesota (Seattle/22,500)—A-11	24
42	New York (Kezar/38,392)—A-19	10
27	Cleveland (Portland/27,161)—A-25	34
26	Dallas (Sacramento/20,000)—S-1	7
19	L.A. Rams (Los Angeles/39,569)—S-8	3

1963 (0-5)		
28	Minnesota (Portland/20,837)—A-10	43
22	St. Louis (Salt Lake City/19,038)—A-16	24
7	Cleveland (Kezar/28,335)—A-25	24
24	Dallas (Bakersfield/9,927)—A-30	37
0	L.A. Rams (Los Angeles/34,405)—S-7	17

1964 (1-4)		
26	Cleveland (Kezar/34,405)—A-9	7
23	Dallas (Portland/24,679)—A-15	34
21	Minnesota (Salt Lake City/20,207)—A-22	24
14	Pittsburgh (Omaha/15,666)—A-29	16
17	L.A. Rams (Los Angeles/39,569)—S-5	21

1965 (2-2-1)		
21	Cleveland (Kezar/22,000)—A-15	37
27	Dallas (Portland/24,837)—A-21	7
17	St. Louis (St. Louis/29,831)—A-27	17
23	Pittsburgh (Providence/12,020)—S-4	9
14	L.A. Rams (Los Angeles/29,510)—S-11	34

1966 (0-5)		
13	Dallas (Kezar/28,899)—A-7	24
17	Cleveland (Kezar/27,867)—A-14	28
17	Pittsburgh (Portland/18,090)—A-20	34
17	Atlanta (Columbia, S.C./21,780)—A-27	24
9	L.A. Rams (Los Angeles/39,879)—S-3	29

1967 (2-3)		
42	Cleveland (Kezar/27,482)—A-13	14
24	Dallas (Kezar/31,212)—A-20	30
10	New Orleans (Portland/23,348)—A-26	24
13	Oakland (Oakland/53,254)—S-3	10
7	L.A. Rams (Los Angeles/53,822)—S-9	34

1968 (1-5)		
18	San Diego (San Diego/39,553)—A-3	30
14	Dallas (Kezar/27,530)—A-11	16
17	Cleveland (Kezar/26,801)—A-18	31
22	Denver (Denver/22,254)—A-23	6
19	Oakland (Kezar/57,593)—S-1	26
20	L.A. Rams (Los Angeles/48,143)—S-6	21

1969 (0-6)		
19	Cleveland (Seattle/32,219)—A-10	24
17	Dallas (Kezar/33,894)—A-17	20
15	Denver (Denver/33,161)—A-23	19
28	Oakland (Oakland/52,122)—A-31	42
10	St. Louis (Kezar/32,506)—S-7	21
28	L.A. Rams (Anaheim/39,179)—S-13	31

1970 (1-4)		
14	Cleveland (Tampa/41,851)-A-15	17
7	Miami (Miami/52,812)-A-22	17
23	Denver (Eugene/26,238)-A-29	7
17	Oakland (Kezar/55,521)-S-6	31
14	L.A. Rams (Los Angeles/55,430)-S-12	17

1971 (3-2-1)		
38	Cleveland (Candlestick/40,000) X-A-8	24
17	Miami (Miami/57,008)-A-13	17
28	San Diego (Candlestick/40,000)-A-22	17
33	Denver (Spokane/33,184)-A-28	17
28	Oakland (Oakland/53,696)-S-4	34
20	L.A. Rams (Los Angeles/55,607)-S-9	23

1972 (3-3)		
10	New York Jets (Jacksonville/41,920)-A-5	17
20	Cleveland (Candlestick/49,767)-A-13	13
16	San Diego (San Diego/47,308)-A-19	17
24	Denver (Candlestick/52,738)-A-27	27
34	Oakland (Candlestick/59,265)-S-3	21
17	L.A. Rams (Los Angeles/60,807)-S-8	14

1973 (4-3)		
20	New England (Canton/19,685)-J-28	7
27	Cleveland (Cleveland/65,707)-A-6	16
14	New York Jets (Tampa/46,477)-A-11	34
19	San Diego (Candlestick/54,977)-A-19	7
43	Denver (Candlestick/54,271)-A-26	7
17	Oakland (Oakland/53,612)-S-1	23
10	L.A. Rams (Los Angeles/57,687)-S-7	38

1974 (0-6)		
6	San Diego (San Diego/18,870)-A-3	20
20	Cleveland (Cleveland/24,008)-A-12	21
3	Denver (Candlestick/30,001)-A-18	10
7	Kansas City (Kansas City/46,548)-A-24	26
19	Oakland Raiders (Candlestick/52,538)-S-2	20
7	L.A. Rams (Candlestick/49,603)-S-8	17

1975 (3-3)		
17	Cleveland (Candlestick/45,560)-A-10	13
6	L.A. Rams (Los Angeles/58,230)-A-16	10
7	San Diego (San Diego/18,764)-A-21	20
21	Oakland (Oakland/52,866)-A-30	40
44	Denver (Candlestick/45,686)-S-7	10
24	Green Bay (Green Bay/56,267)-S-13	3

1976 (4-2)		
27	Seattle (Seattle/60,825)-A-1	20
17	Denver (Candlestick/40,052)-A-8	7
21	Kansas City (Candlestick/39,745)-A-15	13
17	San Diego (Honolulu/36,364)-A-21	16
9	Oakland (Candlestick/52,704)-A-29	14
3	L.A. Rams (Los Angeles/55,256)-S-4	10

1977 (1-5)		
24	Seattle (Candlestick/38,024)-A-7	34
13	San Diego (San Diego/26,620)-A-13	32
23	L.A. Rams (Candlestick/44,898)-A-21	14
3	Houston (Houston/36,538)-A-29	17
0	Oakland (Oakland/53,442)-S-3	33
0	Denver (Candlestick/36,441)-S-10	20

1978 (1-3)		
24	Dallas (Dallas/63,736)-A-5	41
6	Seattle (Candlestick/36,069)-A-12	20
14	Oakland (Candlestick/58,658)-A-20	31
24	Denver (Denver/73,559)-A-25	13

1979 (1-3)		
13	San Diego (Candlestick/32,275)-A-4	10
10	Oakland (Oakland/53,503)-A-11	41
0	Denver (Candlestick/34,133)-A-18	21
20	Seattle (Seattle/59,941)-A-24	55

1980 (3-1)		
33	Oakland (Candlestick/55,585)-A-9	14
17	San Diego (San Diego/48,836)-A-16	14
7	Seattle (Candlestick/41,841)-A-23	10
31	Kansas City (Tucson/27,000)-A-30	21

1981 (2-2)		
27	Seattle (Seattle/56,958)-A-5 (OT)-24	
28	San Diego (Candlestick/41,667)-A-15	31
24	Seattle (Candlestick/37,563)-A-22	17
7	Oakland (Oakland/51,192)-A-29	21

1982 (2-2)		
14	L.A. Raiders (Candlestick/61,065)-A-14	17
16	St. Louis (Candlestick/51,931)-A-21	13
9	San Diego (San Diego/48,697)-A-28	23
17	Seattle (Seattle/57,839)-S-3	13

1983 (1-3)		
23	L.A. Raiders (LA/41,337)-A-6 (OT)-26	
17	New England (Candlestick/50,043)-A-14	15
7	San Diego (San Diego/43,939)-A-20	24
6	Seattle (Candlestick/47,074)-A-27	20

1984 (2-2)		
13	L.A. Raiders (Candlestick/61,361)-A-4	10
20	Denver (Denver/70,211)-A-11	21
15	San Diego (San Diego/58,356)-A-18	35
17	Seattle (Candlestick/49,219)-A-24	7

1985 (3-1)		
28	L.A. Raiders (Los Angeles/54,990)-A-10	21
13	Denver (Candlestick/55,425)-A-19	20
25	San Diego (Candlestick/50,569)-A-24	10
23	Seattle (Seattle/60,403)-A-30	21

1986 (2-2)		
32	L.A. Raiders (Candlestick/61,834)-A-10	0
17	L.A. Rams (Anaheim/49,146)-A-18	31
9	Denver (Denver/73,592)-A-23	14
21	Seattle (Candlestick/52,419)-A29	10

1987 (3-2)		
20	Kansas City (Canton/23,826)-A-8	7
42	L.A. Raiders (Los Angeles/53,838)-A-15	16
3	Dallas (Candlestick/57,598)-A-22	13
17	San Diego (Candlestick/52,733)-A-27	3
10	Seattle (Seattle/59,653)-S-4	34

1988 (3-2)		
21	Miami (London, England/70,535)-J-31	27
24	L.A. Raiders (Candlestick/64,457)-A-6	10
24	Denver (Denver/75,067)-A-13	34
34	San Diego (San Diego/39,044)-A-20	27
27	Seattle (Candlestick/53,357)-A-26	21

1989 (3-2)		
13	L.A. Rams (Tokyo/43,896)-A-6 (OT)-16	
37	L.A. Raiders (Los Angeles/36,739)-A-12	7
35	Denver (Candlestick/58,641)-A-19	17
17	San Diego (Candlestick/54,471)-A-23	14
17	Seattle (Seattle/58,641)-S-1	28

1990 (1-3)		
13	L.A. Raiders (Candlestick/59,677)-A-11	23
27	Denver (Denver/74,164)-A-20	24
28	San Diego (San Diego/49,289)-A-25	29
10	Seattle (Candlestick/54,269)-A-31	30

1991 (5-0)		
24	L.A. Raiders (Los Angeles/45,365)-J-27	17
21	Chicago (Berlin, Germany/66,876)-A-3	7
24	Denver (Candlestick/54,170)-A-7	6
24	San Diego (Candlestick/53,453)-A-19	13
28	Seattle (Seattle/54,111)-A-23	16

1992 (5-0)		
13	Denver (Candlestick/50,435)-A-3	7
24	L.A. Raiders (Candlestick/49,068)-A-8	10
17	Washington (London/61,722)-A-16	15
20	San Diego (San Diego/40,921)-A-21	14
24	Seattle (Candlestick/52,822)-A-28	17

1993 (4-1)		
21	Pittsburgh (Barcelona/45,330)-A-1	14
27	L.A. Raiders (Stanford/68,011)-A-8	0
16	Denver (Denver/71,921)-A-16	13
0	Seattle (Seattle/51,086)-A-21	30
30	San Diego (Candlestick/53,649)-A-28	14

X First 49ers pro football game in Candlestick Park: August 8, 1971

1994 (3-1)		
7	Arizona (Arizona/68,288)-A-5	17
20	Denver (Candlestick/52,429)-A-12	3
30	San Diego (San Diego/45,674)-A-18	24
13	Seattle (Candlestick/54,004)-A-26	9

1995 (3-2)		
7	Denver (Denver/71,182)-J-29	9
10	Denver (Tokyo, Japan/45,000)-A-6	24
17	San Diego (San Diego/58,233)-A-13	6
17	Carolina (3Com/51,185)-A-19	10
17	Seattle (3Com/53,280)-A-26	7

1996 (1-3)		
17	Denver (3Com/48,577)-A-3	20
16	San Diego (3Com/49,846)-A-10 (OT)-13	
10	Jacksonville (Jacksonville/67,858)-A-18	38
3	Seattle (Seattle/38,144)-A-23	20

1997 (1-3)		
13	San Diego (San Diego/62,542)-A-2	20
21	Seattle (3Com/50,153)-A-9	17
20	Jacksonville (3Com/50,346)-A-18	28
17	Denver (Denver/69,874)-A-23	31

1998 (2-3)		
14	New England (3Com/46,374)-A-2	13
21	San Diego (San Diego/55,723)-A-8	27
24	Seattle (Vancouver, BC/45,202)-A-15*	21
20	Miami (3Com/53,214)-A-23	21
20	Seattle (Seattle/57,014)-A-28	21

*American Bowl at Vancouver, B.C.

1999 (3-1)		
31	San Diego (3Com/65,898)-A-12	24
24	Seattle (3Com/66,193)-A-19	23
16	Oakland (Oakland/61,901)-A-30	8
3	Denver (Denver/68,421)-S-3	34

2000 (1-4)		
0	New England (Canton/22,840)-J-31*	20
20	San Diego (3Com/64,243)-A-5	23
33	Kansas City (Kansas City/76,682)-A-13	10
21	Seattle (Seattle/68,579)-A-19	25
24	Denver (3Com/65,016)-A-25	28

*Hall of Fame Game at Canton, OH

2001 (1-3)		
24	San Diego (San Diego/45,155)-A-11	25
20	Oakland (3Com/67,817)-A-19	17
18	Seattle (3Com/63,887)-A-25	28
7	Denver (Denver/73,855)-A-31	35

2002 (2-3)		
7	Washington (Osaka/26,119)-A-3*	38
14	Kansas City (3Com/63,111)-A-10 (OT)-17	
12	Denver (Denver/73,071)-A-19	7
10	Oakland (Oakland/40,120)-A-24	17
27	San Diego (3Com/62,980)-A-28	3

*American Bowl in Osaka, Japan

2003 (3-1)		
24	at Kansas City (Kansas City/73,830)-A-9	6
14	Oakland (3Com/65,856)-A-14	10
27	New Orleans (3Com/63,153)-A-23	12
3	at San Diego (San Diego/49,676)-A-29	24

2004 (0-4)		
30	Oakland (Monster Park/63,854)-A-14	33
13	at Chicago (Chicago/61,760)-A-21	20
10	at Minnesota (Minnesota/63,960)-A-27	23
15	San Diego (Monster Park/60,034)-S-2	31

2005 (2-2)		
21	Oakland (Monster Park/61,446)-A-13	13
21	at Denver (Denver/70,794)-A-20	26
16	Tennessee (Monster Park/56,856)-A-26	13
24	at San Diego (San Diego/49,817)-S-1	2 8

2006 (2-2)		
28	Chicago (Monster Park/67,572)-A-11	14
7	at Oakland (Oakland/47,849)-A-20	23
7	at Dallas (Dallas/61,295)-A-26	17
23	San Diego (Monster Park/66,946)-S-1	14

2007 (1-3)		
13	Denver (Monster Park/66,764)-A-13	17
26	Oakland (Monster Park/68,107)-A-18	21
28	at Chicago (Chicago/61,807)-A-25	31
13	at San Diego (San Diego/56,172)-A-30	16

2008 (2-2)		
6	at Oakland (Oakland/52,609)-A-8	18
34	Green Bay (Candlestick/67,230)-A-16	6
37	at Chicago (Chicago/61,051)-A-21	30
17	San Diego (Candlestick/67,133)-A-29	20

2009 (3-1)		
17	Denver (Candlestick/61,533)-A-14	16
21	Oakland (Candlestick/61,907)-A-22	20
20	at Dallas (Arlington/72,171)-A-29	13
7	at San Diego (San Diego/59,049)-S-4	26

2010 (4-0)		
37	at Indianapolis (Indianapolis/65,644)-A-15	17
15	Minnesota (Candlestick/69,732)-A-22	10
28	at Oakland (Oakland/42,248)-A-28	24
17	San Diego (Candlestick/69,732)-S-2	14

2011 (2-2)		
3	at New Orleans (New Orleans/72,578)-A-12	24
17	Oakland (Candlestick/69,732)-A-20	3
7	Houston (Candlestick/69,732)-A-27	30
20	at San Diego (San Diego/54,082)-S-1	17

2012 (3-1)		
17	Minnesota (Candlestick/69,732)-A-10	6
9	at Houston (Houston/71,196)-A-18	20
29	at Denver (Denver/75,122)-A-26	24
35	San Diego (Candlestick/69,732)-A-30	3

2013 (3-1)		
6	Denver (Candlestick/69,732)-A-8	10
15	at Kansas City (Kansas City/64,434)-A-16	13
34	Minnesota (Candlestick/69,732)-A-25	14
41	at San Diego (San Diego/55,386)-A-29	6

2014 (2-2)		
3	at Baltimore (Baltimore/70,529)-A-7	23
0	Denver (Levi's Stadium/68,426)-A-17	34
21	San Diego (Levi's Stadium/68,011)-A-24	7
40	at Houston (Houston/71,408)-A-28	13

2015 (2-2)		
10	at Houston (Houston/71,403)-A-15	23
23	Dallas (Levi's Stadium/70,178)-A-23	6
12	at Denver (Denver/76,149)-A-29	19
14	San Diego (Levi's Stadium/70,178)-S-3	12

2016 (2-2)		
13	Houston (Levi's Stadium/70,178)-A-14	24
31	at Denver (Denver/75,422)-A-20	24
10	Green Bay (Levi's Stadium/70,178)-A-26	21
31	at San Diego (San Diego/47,407)-S-1	21

HOME/AWAY RECORDS

HOME RECORD					ROAD RECORD				
YEAR	W	L	T	PCT	YEAR	W	L	T	PCT
1946	5	2	0	.714	1946	4	3	0	.571
1947	4	2	1	.642	1947	4	2	1	.642
1948	6	1	0	.857	1948	6	1	0	.857
1949	6	0	0	1.000	1949	3	3	0	.500
1950	3	3	0	.500	1950	0	6	0	.000
1951	5	1	0	.833	1951	2	3	1	.416
1952	3	3	0	.500	1952	4	2	0	.666
1953	5	1	0	.833	1953	4	2	0	.666
1954	4	2	0	.666	1954	3	2	1	.583
1955	2	4	0	.333	1955	2	4	0	.333
1956	3	3	0	.500	1956	2	3	1	.416
1957	5	1	0	.833	1957	3	3	0	.500
1958	4	2	0	.666	1958	2	4	0	.333
1959	4	2	0	.666	1959	3	3	0	.500
1960	3	3	0	.500	1960	4	2	0	.666
1961	5	1	1	.785	1961	2	5	0	.285
1962	1	6	0	.142	1962	5	2	0	.714
1963	2	5	0	.285	1963	0	7	0	.000
1964	3	4	0	.428	1964	1	6	0	.142
1965	4	2	1	.642	1965	3	4	0	.428
1966	4	2	1	.642	1966	2	4	1	.357
1967	3	4	0	.428	1967	4	3	0	.571
1968	3	3	1	.500	1968	4	3	0	.571
1969	3	3	1	.500	1969	1	5	1	.214
1970	5	1	1	.785	1970	5	2	0	.714
1971	4	3	0	.571	1971	5	2	0	.714
1972	4	2	1	.642	1972	4	3	0	.571
1973	3	4	0	.428	1973	2	5	0	.285
1974	3	4	0	.428	1974	3	4	0	.428
1975	2	5	0	.285	1975	3	4	0	.428
1976	4	3	0	.571	1976	4	3	0	.571
1977	3	4	0	.428	1977	2	5	0	.285
1978	2	6	0	.125	1978	0	8	0	.000
1979	2	6	0	.125	1979	0	8	0	.000
1980	4	4	0	.500	1980	2	6	0	.250
1981	7	1	0	.875	1981	6	2	0	.750
1982	0	5	0	.000	1982	3	1	0	.750
1983	4	4	0	.500	1983	6	2	0	.750
1984	7	1	0	.875	1984	8	0	0	1.000
1985	5	3	0	.625	1985	5	3	0	.625
1986	6	2	0	.750	1986	4	3	1	.562
1987	6	1	0	.857	1987	7	1	0	.875
1988	4	4	0	.500	1988	6	2	0	.750
1989	6	2	0	.750	1989	8	0	0	1.000
1990	6	2	0	.750	1990	8	0	0	1.000
1991	7	1	0	.875	1991	3	5	0	.375
1992	7	1	0	.875	1992	7	1	0	.875
1993	6	2	0	.750	1993	4	4	0	.500
1994	7	1	0	.875	1994	6	2	0	.750
1995	6	2	0	.750	1995	5	3	0	.625
1996	6	2	0	.750	1996	6	2	0	.750
1997	8	0	0	1.000	1997	5	3	0	.625
1998	8	0	0	1.000	1998	4	4	0	.500
1999	3	5	0	.375	1999	1	7	0	.125
2000	4	4	0	.500	2000	2	6	0	.250
2001	7	1	0	.875	2001	5	3	0	.625
2002	5	3	0	.625	2002	5	3	0	.625
2003	6	2	0	.750	2003	1	7	0	.125
2004	1	7	0	.125	2004	1	7	0	.125
2005	3	5	0	.375	2005	1	7	0	.125
2006	4	4	0	.500	2006	3	5	0	.375
2007	3	5	0	.375	2007	2	6	0	.250
2008	4	4	0	.500	2008	3	5	0	.375
2009	6	2	0	.750	2009	2	6	0	.250
2010	5	3	0	.625	2010	1	7	0	.125
2011	7	1	0	.875	2011	6	2	0	.750
2012	6	1	1	.813	2012	5	3	0	.625
2013	6	2	0	.750	2013	6	2	0	.750
2014	4	4	0	.500	2014	4	4	0	.500
2015	4	4	0	.500	2015	1	7	0	.125
2016	1	7	0	.125	2016	1	7	0	.125
TOTALS	311	200	9	.607		249	264	7	.486

NFC WEST STANDINGS - 1970-2016

1970	
* San Francisco	10-3-1
Los Angeles Rams	9-4-1
Atlanta	4-8-2
New Orleans	2-11-1
1971	
* San Francisco	9-5
Los Angeles Rams	8-5-1
Atlanta	7-6-1
New Orleans	4-8-2
1972	
* San Francisco	8-5-1
Atlanta	7-7
Los Angeles Rams	6-7-1
New Orleans	2-11-1
1973	
* Los Angeles Rams	12-2
Atlanta	9-5
New Orleans	5-9
San Francisco	5-9
1974	
* Los Angeles Rams	10-4
San Francisco	6-8
New Orleans	5-9
Atlanta	3-11
1975	
* Los Angeles Rams	12-2
San Francisco	5-9
Atlanta	4-10
New Orleans	2-12
1976	
* Los Angeles Rams	10-3-1
San Francisco	8-6
New Orleans	4-10
Atlanta	4-10
Seattle	2-12
1977	
* Los Angeles Rams	10-4
Atlanta	7-7
San Francisco	5-9
New Orleans	3-11
1978	
* Los Angeles Rams	12-4
* Atlanta	9-7
New Orleans	7-9
San Francisco	2-14
1979	
* Los Angeles Rams	9-7
New Orleans	8-8
Atlanta	6-10
San Francisco	2-14
1980	
* Atlanta	12-4
* Los Angeles Rams	11-5
San Francisco	6-10
New Orleans	1-15
1981	
* San Francisco	13-3
Atlanta	7-9
Los Angeles Rams	6-10
New Orleans	4-12

1982	
* Atlanta	5-4
New Orleans	4-5
San Francisco	3-6
Los Angeles Rams	2-7
1983	
* San Francisco	10-6
* Los Angeles Rams	9-7
New Orleans	8-8
Atlanta	7-9
1984	
* San Francisco	15-1
* Los Angeles Rams	10-6
New Orleans	7-9
Atlanta	4-12
1985	
* Los Angeles Rams	11-5
* San Francisco	10-6
New Orleans	5-11
Atlanta	4-12
1986	
* San Francisco	10-5-1
* Los Angeles Rams	10-6
Atlanta	7-8-1
New Orleans	7-9
1987	
* San Francisco	13-2
* New Orleans	12-3
Los Angeles	6-9
Atlanta	3-12
1988	
* San Francisco	10-6
* Los Angeles Rams	10-6
New Orleans	10-6
Atlanta	5-11
1989	
* San Francisco	14-2
* Los Angeles Rams	11-5
New Orleans	9-7
Atlanta	3-13
1990	
* San Francisco	14-2
* New Orleans	8-8
Los Angeles Rams	5-11
Atlanta	5-11
1991	
* New Orleans	11-5
* Atlanta	10-6
San Francisco	10-6
Los Angeles Rams	3-13
1992	
* San Francisco	14-2
* New Orleans	12-4
Atlanta	6-10
Los Angeles Rams	6-10
1993	
* San Francisco	10-6
New Orleans	8-8
Atlanta	6-10
Los Angeles Rams	5-11

1994	
* San Francisco	13-3
New Orleans	7-9
Atlanta	7-9
Los Angeles Rams	4-12
1995	
* San Francisco	11-5
* Atlanta	9-7
St. Louis	7-9
Carolina	7-9
New Orleans	7-9
1996	
* Carolina	12-4
* San Francisco	12-4
St. Louis	6-10
Atlanta	3-13
New Orleans	3-13
1997	
* San Francisco	13-3
Atlanta	7-9
Carolina	7-9
New Orleans	6-10
St. Louis	5-11
1998	
* Atlanta	14-2
* San Francisco	12-4
New Orleans	6-10
Carolina	4-12
St. Louis	4-12
1999	
* St. Louis	13-3
Carolina	8-8
Atlanta	5-11
San Francisco	4-12
New Orleans	3-13
2000	
* St. Louis	10-6
* New Orleans	10-6
Carolina	7-9
San Francisco	6-10
Atlanta	4-12
2001	
* St. Louis	14-2
* San Francisco	12-4
New Orleans	7-9
Atlanta	7-9
Carolina	1-15
2002	
* San Francisco	10-6
St. Louis	7-9
Seattle	7-9
Arizona	5-11
2003	
* St. Louis	12-4
* Seattle	10-6
San Francisco	7-9
Arizona	4-12
2004	
* Seattle	9-7
* St. Louis	8-8
Arizona	6-10
San Francisco	2-14

2005	
* Seattle	13-3
St. Louis	6-10
Arizona	5-11
San Francisco	4-12
2006	
* Seattle	9-7
St. Louis	8-8
San Francisco	7-9
Arizona	5-11
2007	
* Seattle	10-6
Arizona	8-8
San Francisco	5-11
St. Louis	3-13
2008	
* Arizona	9-7
San Francisco	7-9
Seattle	4-12
St. Louis	2-14
2009	
* Arizona	10-6
San Francisco	8-8
Seattle	5-11
St. Louis	1-15
2010	
* Seattle	7-9
St. Louis	7-9
San Francisco	6-10
Arizona	5-11
2011	
* San Francisco	13-3
Arizona	8-8
Seattle	7-9
St. Louis	2-14
2012	
* San Francisco	11-4-1
* Seattle	11-5
St. Louis	7-8-1
Arizona	5-11
2013	
* Seattle	13-3
* San Francisco	12-4
Arizona	10-6
St. Louis	7-9
2014	
* Seattle	12-4
* Arizona	11-5
San Francisco	8-8
St. Louis	6-10
2015	
* Arizona	13-3
* Seattle	10-6
St. Louis	7-9
San Francisco	5-11
2016	
* Seattle	10-5-1
Arizona	7-8-1
Los Angeles Rams	4-12
San Francisco	2-14

* Playoff Team

SAN FRANCISCO 49ERS FOUNDER ANTHONY J. (TONY) MORABITO (1910-1957)



Tony Morabito dedicated his life to bringing an idea to fruition that others thought preposterous – the membership of the West Coast, in general, and San Francisco, in particular, in a nation-wide professional football league.

Morabito was the sports pioneer of the West, bringing San Francisco its first major league professional team, the San Francisco 49ers, in a professional sports business that was dominated by the East Coast. Before World War II, Morabito was convinced the San Francisco Bay Area was ready for a franchise in the National Football League. The Bay

Area was a mecca for college football. Fans came in droves to Kezar Stadium to see the Wonder Teams of California–Berkeley and the Wow Boys of Stanford, led by Frankie Albert. St. Mary’s, Santa Clara and the University of San Francisco were also area powerhouses that regularly defeated the University of Washington and Southern California inside the walls of Kezar.

Morabito saw the rise of football in the area and presented a case to birth a professional football team in 1942 to National Football League officials, but he was quickly ushered out of the meeting room with firm politeness. In the spring of 1944, he took another crack, filing an application for an expansion team in the NFL. Morabito and some of his business associates went to Chicago to present their plan in front of League Commissioner, Elmer Layden. The NFL had no teams west of Chicago, and had no plans of changing their geographical structure. Morabito was again shunned.

He was then put in touch with Arch Ward, sports editor of The Chicago Tribune who was trying to organize a rival league, the All–America Football Conference. Morabito told Ward to count him in.

The new league’s first meeting was held on June 6, 1944 in St. Louis, D–Day in Europe. Morabito agreed to form a San Francisco franchise in a league that would not begin operations until the end of the war.

It was the right time, and Morabito knew it.


A native of San Francisco, Morabito learned the game of football on vacant lots in the North Beach sector and had some success later as a halfback at St. Ignatius High School. He went on to play for the University of Santa Clara as a freshman in 1927 but his playing career was ended shortly after by a shoulder injury. He received his diploma in 1931 at the height of the Great Depression. He got a job driving a truck for \$80 a month while his father, an immigrant from Italy, had built up a flourishing ship’s service business on the San Francisco waterfront, only to see it fold in the wake of the depression years.

As the country’s economic state began to improve, so did Morabito’s. By 1940, when he was 30 years old, he became a success in the lumber carrier business. The army turned him down for duty in 1942 because of partial deafness, which later forced him to wear a hearing aid.

By 1946, the San Francisco 49ers first year of operation, the Bay Area was in the middle of a postwar economic surge. Morabito’s lumber yard was in huge demand as houses were springing up to shelter the fast–growing population that was migrating to California.

Morabito owned the new All–America Football Conference franchise with his partners in the Lumber Terminals of San Francisco – Allen E. Sorrell and E.J. Turre – and his younger brother, Victor.

Sorell suggested the team be named “49ers” after the voyagers who had rushed the West for gold. It is the only name the team has ever been affiliated with and San Francisco is the only city in which it has resided.



49ers Founder, Tony Morabito

The original team logo depicted San Francisco’s wild beginnings. It was a goldminer in boots and a lumberjack shirt, firing a pair of pistols. One shot just missed the miner’s head, while the other missed his foot. The logo was taken from a design seen on the side of railway freight cars.

With a charter, name and logo, the group recruited Lawrence “Buck” Shaw, Santa Clara’s famous “Silver Fox,” as the 49ers first head coach. The organization spent \$250,000 to get structured before the team even took their first snap. Morabito’s approach was considered “first class,” by most, and a financial risk by many.

But Morabito charged on, hand–picking an inaugural roster comprised of 32 players including Frankie Albert, Norm Standlee and Bruno Banducci, all from Stanford, and stars from Santa Clara, including Alyn Beals, an end who scored 46 pro touchdowns in four years. Other known players on the roster were Len Eshmont, Johnny “Johnny Strike” Strzykalski and Joe “The Toe” Ventrano.



Tony Morabito’s widow, Josephine (left), and Victor Morabito’s widow, Jane (right), kept control of the 49ers after their husbands’ passing along with team president Lou Spadia (middle).

Morabito watched as his 49ers played their first game on August 24, 1946, a 17–7 exhibition win over the Los Angeles Dons at Balboa Park in San Diego. The 49ers first home game was played at Kezar Stadium on September 1, 1946, a 34–14 exhibition win over the Chicago Rockets in front of 45,000 fans made up of longshoremen, draymen, mechanics and waterfront workers.

The first regular season league game was on September 8, 1946 against the New York Yankees. The 49ers scored first, but lost 21–7 in a game that began in sunshine and ended in the famous Kezar fog.

The 49ers finished 9–5 in their first season under Shaw, and went on to have an 8–4–2 record in 1947, 12–2 finish in 1948 and 10–4 record, including a trip to the Championship Game, in their final season in the AAFC.

At the end of 1949, it was announced that the AAFC had run its course. San Francisco, Cleveland and Baltimore received NFL franchises and would begin play in the NFL in 1950. The merger was what Morabito had hoped for all along as he, his brother Victor and general manager Lou Spadia, continued to hold the reins.

The 49ers struggled during their first season among the NFL elite, finishing with a 3–9 record. The following year though, the 49ers went 7–4–1.

As the seasons went on, Morabito was the heart and soul of the organization, signing on greats like The Million Dollar Backfield: Joe “The Jet” Perry, Hugh “The King” McElhenny and John Henry Johnson. He also attracted some of the NFL’s most renowned talents in R.C. Owens, Bob St. Clair, Leo Nomellini, John Brodie and Y.A. Tittle.

The players appreciated his honesty, and trusted his every move and word.

As the 1950’s progressed, Morabito was warned by his doctors that a bad heart and the rigors of football were not a healthy combination. But Morabito wasn’t going to let a health scare get in the way of his passion. “What the hell, if I’m going to die, I might as well die at a football game,” he said.

On October 27, 1957, the 49ers hosted the Chicago Bears at Kezar. The 49ers entered the game with a 3–1 record behind the talents of Owens, Perry, Tittle, McElhenny, Billy Wilson, and others. The Bears had a 14–0 advantage in the first quarter before the 49ers scored to close the deficit at 14–7. Just as the 49ers lined up for the next kickoff, Morabito, who was sitting next to his wife, Josephine, and his brother, Victor, in the guest box, suddenly collapsed. The great heart that had been with the 49ers since the franchise’s inception had failed.

Father Bill McGuire of St. James parish was summoned to the guest box and pronounced Morabito his final absolution. Morabito looked up at him and smiled.

“Thank you father,” he said.

Those were his last words.

The 49ers were behind 17–7 in the third quarter when the team learned of Morabito’s death. His players rallied and came back to defeat Chicago, 21–17, in an emotional last win for their owner. The 49ers finished the season with three straight victories and an 8–4 record, tying Detroit for the NFL Western Division title.

Victor, Tony’s younger brother, kept the team in the family until 1964, when he too died of a heart attack. Both Victor and Tony’s wives, Jane and Josephine, retained control of the 49ers with Lou Spadia as team president until 1977, when a new team owner, Edward DeBartolo Jr. of Youngstown, Ohio emerged to buy the franchise.

Morabito’s conviction, passion and character birthed and kept an NFL franchise in San Francisco, and laid the sturdy foundation that enabled the 49ers to become one of the NFL’s premier football powers over the past 60 years.

SAN FRANCISCO 49ERS TEAM AWARDS

LEN ESHMONT AWARD

The Len Eshmont Award, the 49ers most prestigious annual honor, has been given each year to the 49ers player who best exemplifies the “inspirational and courageous play” of Len Eshmont. A member of the original 1946 49ers team, Eshmont coached at Navy and Virginia following his playing days with the 49ers. Eshmont died in 1957.

Listed below are the 49ers annual Len Eshmont Award winners since its inception in 1957:

1957 QB Y.A. Tittle	1978 RB Paul Hofer	1997 DT Dana Stubblefield
1958 FB Joe Perry	1979 RB Paul Hofer	1998 DT Bryant Young
1959 HB J.D. Smith	1980 DT Archie Reese	1999 DT Bryant Young
1960 S Dave Baker	1981 TE Charle Young	2000 DT Bryant Young
1961 DT Leo Nomellini	1982 WR Dwight Clark	2001 RB Garrison Hearst
1962 DE Dan Colchico	1983 RB/ST Bill Ring	2002 S Tony Parrish
1963 T Bob St. Clair	1984 LB Keena Turner	2003 LB Julian Peterson
1964 DT Charlie Krueger	1985 FB Roger Craig	2004 DT Bryant Young
1965 QB John Brodie	1986 QB Joe Montana	2005 DT Bryant Young
1966 HB John David Crow	1987 WR Jerry Rice	2006 DT Bryant Young
1967 LB Dave Wilcox	1988 NT Michael Carter	2007 DT Bryant Young
1968 LB Matt Hazeltine	RB Roger Craig	2008 WR Isaac Bruce
1969 CB Jimmy Johnson	1989 QB Joe Montana	2009 TE Vernon Davis
1970 S Roosevelt Taylor	1990 DE Kevin Fagan	2010 LB Takeo Spikes
1971 LB Ed Beard	LB Charles Haley	2011 DT Justin Smith
1972 DE Tommy Hart	1991 WR John Taylor	2012 DT Justin Smith
1973 S Mel Phillips	1992 QB Steve Young	2013 LB NaVorro Bowman
1974 T Len Rohde	1993 WR Jerry Rice	2014 RB Frank Gore
1975 CB Jimmy Johnson	1994 QB Steve Young	2015 WR Anquan Boldin
1976 DE Tommy Hart	1995 FB William Floyd	2016 QB Colin Kaepernick
1977 S Mel Phillips	1996 DT Bryant Young	

BOBB MCKITTRICK AWARD

This award is given annually to the 49ers offensive lineman who best exemplifies the dedication, excellence and commitment of offensive line coach Bobb McKittrick, a five-time Super Bowl champion.

In 1999, the San Francisco 49ers, under the direction of Bill Walsh, established the Bobb McKittrick Award. The award is meant to honor those offensive linemen who have best represented the courage, intensity and sacrifice displayed by the late McKittrick during his 21 years of service with the 49ers.

“Bobb gave distinguished service to the organization since our renaissance in 1979,” Walsh said. “He was a vital factor in five Super Bowl championships, the evolution of a dynasty and in the production of some of the finest offensive linemen in football. Offensive linemen don’t receive the recognition they so richly deserve. This gives us a venue to honor their sacrifices and achievements.”

1981 Keith Fahnhorst	1994 Derrick Deese	2006 Eric Heitmann
1983 John Ayers	1995 Kirk Scrafford	2007 Eric Heitmann
1984 Randy Cross	1996 Jesse Sapolu	2008 Eric Heitmann
1985 Fred Quillan	1997 Ray Brown	2009 David Baas
1986 Keith Fahnhorst	1998 Chris Dalman	2010 David Baas
1987 Bubba Paris	1999 Ray Brown	2011 Jonathan Goodwin
1988 Steve Wallace	2000 Jeremy Newberry	2012 Anthony Davis
1989 Harris Barton	2001 Ray Brown	2013 Alex Boone
1990 Guy McIntyre	2002 Scott Gragg	2014 Joe Staley
1991 Jesse Sapolu	2003 Jeremy Newberry	2015 Joe Staley
1992 Guy McIntyre	2004 Kyle Kosier	2016 Zane Beadles
1993 Harris Barton	2005 Jeremy Newberry	

ED BLOCK COURAGE AWARD

The Ed Block Courage Award is named after Ed Block, the former head athletic trainer of the Baltimore Colts of 23 years. Block was a pioneer in his profession and a respected humanitarian whose most passionate cause was helping children of abuse. The award is presented in his name each year to the player that exemplified a commitment to sportsmanship and courage. Ed Block Courage Award winners from each of the 32 NFL teams are honored at a banquet in Baltimore, MD. All proceeds from the event benefit the Ed Block Courage Award Foundation’s Courage House National Support Network. Named after the NFL team in a respective NFL city, a Courage House is a facility that provides support and quality care for abused children and their families in that community. The 49ers dedicated their Courage House in October 2003 at the Edgewood House in San Francisco.

1984 DB Ronnie Lott	1995 DE Dennis Brown	2006 RB Frank Gore
1985 LB Keena Turner	1996 FB William Floyd	2007 C Eric Heitmann
1986 QB Joe Montana	1997 C/G Jesse Sapolu	2008 LB Manny Lawson
1987 WR Mike Wilson	1998 WR Jerry Rice	2009 CB Shawntae Spencer
1988 CB Eric Wright	1999 DT Bryant Young	2010 DT Justin Smith
1989 DB Chet Brooks	2000 RB Garrison Hearst	2011 QB Alex Smith
1990 WR Mike Sherrard	2001 S Lance Shulters	2012 WR Kyle Williams
1991 DB Dave Waymer	2002 S Tony Parrish	2013 C Jonathan Goodwin
1992 DB Eric Davis	2003 C Jeremy Newberry	2014 WR Kassim Osgood
1993 CB Don Griffin	2004 LB Jamie Winborn	2015 LB NaVorro Bowman
1994 T Harris Barton	2005 C Jeremy Newberry	2016 DL Glenn Dorsey

BILL WALSH AWARD

The Bill Walsh Award was established in 2004 in honor of San Francisco’s Hall of Fame Head Coach Bill Walsh, who passed away in 2007. Walsh served as the team’s head coach for 10 seasons from 1979–88. In that time, he compiled a record of 102–63–1 and led the team to three Super Bowl victories. He was twice named NFL Coach of the Year (1981, 1984) and was later named Coach of the Decade for the 1980s. The award, which is voted on by coaches only, is given to the 49ers Team MVP, honoring his outstanding individual performance.

2004 DE Bryant Young	2008 DE Justin Smith	2015 K Phil Dawson
2005 LB Derek Smith	2009 LB Patrick Willis	2016 T Joe Staley
K Joe Nedney	2010 RB Frank Gore	
2006 RB Frank Gore	2011 DT Justin Smith	
CB Walt Harris	2012 LB Aldon Smith	
2007 CB Nate Clements	2013 WR Anquan Boldin	
LB Patrick Willis	2014 S Antoine Bethea	

MAN OF THE YEAR AWARD

Established in 1970 and renamed in 1999 after the late Hall of Fame Chicago Bears running back, the Walter Payton Man of the Year award is given annually to the player who best exemplifies a commitment to philanthropy and community involvement. Each team nominates one player who has had a significant positive impact on his community and a winner is selected ahead of the Super Bowl.

2001 QB Jeff Garcia	2008 WR Isaac Bruce	2015 WR Anquan Boldin
2002 QB Jeff Garcia	2009 TE Vernon Davis	2016 WR Torrey Smith
2003 WR Terrell Owens	2010 LB Takeo Spikes	
2004 DE Bryant Young	2011 DT Justin Smith	
2005 DE Bryant Young	2012 QB Alex Smith	
2006 QB Trent Dilfer	2013 TE Vernon Davis	
2007 CB Nate Clements	2014 WR Anquan Boldin	

MATT HAZELTINE AWARD

The Hazeltine Iron Man Award is named after linebacker/center Matt Hazeltine, a 14-year performer who played more seasons at linebacker than any other 49ers player. Known for his durability and dedication, Hazeltine passed away in 1987 from amyotrophic lateral sclerosis (ALS) and Bill Walsh established the award in his honor that year. The award is given annually to the most courageous and inspirational defensive player.

1987 LB Michael Walter	1997 LB Gary Plummer	2007 LB Jeff Ulbrich
1988 LB Charles Haley	1998 S Tim McDonald	2008 LB Takeo Spikes
1989 DB Ronnie Lott	1999 DT Bryant Young	2009 NT Aubrayo Franklin
1990 DE Kevin Fagan	2000 LB Ken Norton Jr.	2010 DT Justin Smith
1991 LB Charles Haley	2001 S Lance Schulters	2011 DT Justin Smith
1992 DE Pierce Holt	2002 S John Keith	2012 DT Ray McDonald
1993 S Tim McDonald	2003 LB Derek Smith	2013 DT Justin Smith
1994 CB Merton Hanks	2004 LB Jeff Ulbrich	2014 DT Justin Smith
1995 S Tim McDonald	2005 DE Bryant Young	2015 DB Jimmie Ward
1996 CB Merton Hanks	2006 LB Brandon Moore	2016 S Antoine Bethea

GARRY NIVER AWARD

The Garry Niver Award is presented annually by the San Francisco Chapter of the Pro Football Writers of America to a 49ers' player for his cooperation and professional style in helping the pro football writers do their jobs. The award is named after pro football writer, Garry Niver, who was a long-time beat writer who covered the 49ers for the *San Mateo Times*.

1993 C/G Jesse Sapolu	2002 DT Dana Stubblefield	2010 LB Takeo Spikes
1994 S Tim McDonald	2003 QB Jeff Garcia	2011 S Donte Whitner
1995 QB Steve Young	2004 LB Jeff Ulbrich	2012 RB Frank Gore
1996 T Steve Wallace	2005 LB Julian Peterson	2013 S Donte Whitner
1997 G Ray Brown	2006 DE Bryant Young	2014 RB Frank Gore
1998 S Tim McDonald	2007 RB Frank Gore	2015 WR Torrey Smith
1999 WR Jerry Rice	2008 C Eric Heitmann	2016 S Antoine Bethea
2000 S Lance Schulters	2009 QB Alex Smith	
2001 QB Jeff Garcia	QB Shaun Hill	

THOMAS HERRION AWARD

49ers owners Denise and John York established the Thomas Herrion Memorial Award in 2005, which is presented each season to a rookie or first-year player that best represents the dream of Thomas Herrion. The award will go to a player, like Thomas, who has taken advantage of every opportunity, turned it into a positive situation and made their dream turn into a reality.

2005 T Thomas Herrion	2010 RB Anthony Dixon	2014 LB Chris Borland
2006 T Harvey Dahl	DT Will Tukuafu	2015 S Jaquiski Tartt
2007 CB Tarell Brown	2011 CB Cory Nelms	2016 DL DeForest Buckner
2008 WR Dominique Zeigler	2012 LB Michael Wilhoite	
2009 FB Brit Miller	2013 S Eric Reid	

10-YEAR WALL

All 49ers players whose tenures reached the 10-year mark are recognized in the team's Santa Clara practice facility.

Player	Position	Years
Joe Perry	HB	1948–60, 63
Leo Nomellini	T	1950–63
Y.A. Tittle	QB	1951–60
Billy Wilson	E	1951–60
Bob St. Clair	T	1953–64
Matt Hazeltine	LB	1955–68
Bruce Bosley	C/G	1956–68
John Brodie	QB	1957–73
John Thomas	T	1958–67
Tommy Davis	K	1959–69
Charlie Krueger	DT	1959–73
Roland Lakes	DT	1959–73
Len Rohde	T	1960–74
Jimmy Johnson	DB	1961–76
Dave Wilcox	LB	1964–74
Mel Phillips	DB	1966–76
Frank Nunley	LB	1967–76
Woody Peoples	G	1968–77
Skip Vanderbundt	LB	1968–77
Tommy Hart	DE	1968–77
Cas Banaszek	T	1968–77
Cedrick Hardman	DE	1970–79
Willie Harper	LB	1973–83
Keith Fahnhorst	T	1974–87
John Ayers	G	1976–86
Randy Cross	G/C	1976–88
Ray Wersching	K	1977–87
Fred Quillan	C	1978–87
Dwaine Board	DE	1979–88
Joe Montana	QB	1979–92
Keena Turner	LB	1980–90
Mike Wilson	WR	1981–90
Ronnie Lott	CB	1981–90
Eric Wright	CB	1981–90
Jesse Sapolu	C/G	1983–97
Guy McIntyre	G	1984–93
Mike Walter	LB	1984–93
Jerry Rice	WR	1985–00
John Taylor	WR	1986–95
Steve Wallace	T	1986–96
Steve Young	QB	1987–99
Brent Jones	TE	1987–97
Harris Barton	T	1987–98
Derrick Deese	G/T	1992–03
Bryant Young	DT	1994–07
Jeff Ulbrich	LB	2000–09
Brian Jennings	LS/TE	2000–12
Andy Lee	P	2004–14
Frank Gore	RB	2005–14
Vernon Davis	TE	2006–15
Joe Staley	T	2007–16

SAN FRANCISCO 49ERS COMMUNITY/TEAM AWARDS

POP WARNER LITTLE SCHOLARS TEAM OF THE YEAR

In 2017, the 49ers were named the Pop Warner Little Scholars Team of the Year. Throughout the year the 49ers Youth Football Program promotes grassroots football with youth camps, a local Coach of the Year award, Player of the Week awards, and its USA Football partnership. The efforts by the 49ers also include hosting the unique 43-year old local prep football tradition known as the Charlie Wedemeyer High School All-Star Football Game, the annual Friday Night Lights High School Football double-header, and free youth football camps. Additionally, the 49ers Youth Football Program has consistently grown youth participation 18 percent year over year.



In 2016, DL DeForest Buckner participated in the 49ers annual Mentorship Academy. In partnership with USA Football, 49ers rookies host several high school football captains and coaches from local area schools. The event focuses on leadership development, while educating the young athletes on the NFL Player Engagement's Prep "Character Development" curriculum, including social media awareness, leadership and decision making.

ESPN SPORTS HUMANITARIAN TEAM OF THE YEAR

After being recognized as a finalist for the third consecutive year, the San Francisco 49ers were awarded Sports Humanitarian Team of the Year Award, presented by ESPN. In addition to the San Francisco 49ers collectively donating over 1,200 hours of volunteer time to 75 community events and committing \$4 million to local non-profits in 2016 alone, the team is also at the forefront of two innovative and highly impactful programs that use football to make lasting changes in the Bay Area.



First, the 49ers STEM Leadership Institute is a six-year curriculum that begins in 7th grade and continues through high school and seeks to prepare students with high academic potential in STEM. Second, the 49ers STEAM Education Program – which opened in 2014, provides informal learning experiences for K–8 students through its program that teaches standards-aligned (Common Core and Next Generation Science) lessons using the STEAM principles of science, technology, engineering, art, and mathematics. Housed within the Denise DeBartolo York Education Center at Levi's Stadium, the program has reached over 150,000 participants since inception – free of charge – with over 50 percent of students coming from Title I designated schools.

NFL AWARD WINNERS

NFL MOST VALUABLE PLAYER

- 1970 QB John Brodie (AP, NEA, *SN*, *PFW*, *FN* and K.C. Committee of 101)
- 1981 QB Joe Montana (*NY Daily News*)
- 1982 WR Dwight Clark (*SI*)
- 1984 QB Joe Montana (*Football News*)
- 1986 WR Jerry Rice (*SI*)
- 1987 WR Jerry Rice (PFWA, NEA, *SI*, *FN* and *FD*)
- 1988 RB Roger Craig (NEA and *SI*)
- 1989 QB Joe Montana (PFWA, AP, NEA, *FN* and *SI*)
- 1990 QB Joe Montana (AP), WR Jerry Rice (*SI*)
- 1992 QB Steve Young (PFWA, AP, NEA, *FD* and *SI*)
- 1994 QB Steve Young (PFWA, AP and *SI*)

NFC MOST VALUABLE PLAYER

- 1989 QB Joe Montana (*FM*)

NFL PLAYER OF THE YEAR

- 1952 HB Hugh McElhenny (*SP*)
- 1954 FB Joe Perry (UPI)
- 1955 FB Joe Perry (UPI)
- 1957 QB Y.A. Tittle (UPI)
- 1970 QB John Brodie (AP and *FM*)
- 1987 WR Jerry Rice (Maxwell Club and *SM*)
- 1989 QB Joe Montana (*SN*, *FD* and Maxwell Club)
- 1990 WR Jerry Rice (*SM*)
- 1992 QB Steve Young (*SN* and Maxwell Club)
- 1994 QB Steve Young (*SM*)

NFC PLAYER OF THE YEAR

- 1970 QB John Brodie (UPI)
- 1994 QB Steve Young (UPI)

NFL OFFENSIVE PLAYER OF THE YEAR

- 1970 QB John Brodie (NEA and *PFW*)
- 1986 WR Jerry Rice (*PFW*)
- 1987 WR Jerry Rice (AP, *PFW* and *FD*)
- 1988 RB Roger Craig (AP)
- 1989 QB Joe Montana (AP and *PFW*)
- 1992 QB Steve Young (AP and *PFW*)
- 1993 WR Jerry Rice (AP)
- 1994 QB Steve Young (AP, *PFW* and *CPFM*)

NFC OFFENSIVE PLAYER OF THE YEAR

- 1986 WR Jerry Rice (K.C. Committee 101)
- 1987 WR Jerry Rice (UPI and K.C. Committee 101)
- 1988 RB Roger Craig (UPI and K.C. Committee 101)
- 1989 QB Joe Montana (UPI and K.C. Committee 101)
- 1992 QB Steve Young (UPI, *FN* and K.C. Committee 101)
- 1994 QB Steve Young (Kansas City Committee 101)

NFL DEFENSIVE PLAYER OF THE YEAR

- 1981 DE Fred Dean (UPI and K.C. Committee 101)
- 1994 CB Deion Sanders (AP and *CPFM*)
- 1995 FS Merton Hanks (*FD*)
- 1997 DT Dana Stubblefield (AP, *PFW*, *FD*, *CPFM*, *NEA*, K.C. Committee 101)

NFC DEFENSIVE PLAYER OF THE YEAR

- 1990 LB Charles Haley (UPI and K.C. Committee 101)
- 1994 CB Deion Sanders (K.C. Committee 101)
- 1997 DT Dana Stubblefield (K.C. Committee 101)

NFL ROOKIE OF THE YEAR

- 1952 HB Hugh McElhenny (UPI)

NFL DEFENSIVE ROOKIE OF THE YEAR

- 1970 CB Bruce Taylor (*PFW*)
- 1993 DT Dana Stubblefield (AP)
- 1994 DT Bryant Young (UPI)
- 2007 LB Patrick Willis (AP)

NFL MAN OF THE YEAR

- 1989 Edward J. DeBartolo Jr. (*FM*)

WALTER PAYTON NFL MAN OF THE YEAR

- 2015 WR Anquan Boldin

COACH OF THE YEAR

- 1959 Howard (Red) Hickey (*DM*)
- 1981 Bill Walsh (AP, *SN* and *PFW*)
- 1989 George Seifert (*FD*)
- 1990 George Seifert (*SM*)
- 1994 George Seifert (*SM*)
- 2011 Jim Harbaugh (AP, *PFW/PFWA*, *SN*, *SI* and *DMN*)

EXECUTIVE OF THE YEAR

- 1989 John McVay (*SM*)
- 1994 Carmen Policy (*SN* and *PFW*)
- 2011 Trent Baalke (*PFW/PFWA*)

SUPER BOWL MOST VALUABLE PLAYER

- 1981 QB Joe Montana (Super Bowl XVI)
- 1984 QB Joe Montana (Super Bowl XIX)
- 1988 WR Jerry Rice (Super Bowl XXIII)
- 1989 QB Joe Montana (Super Bowl XXIV)
- 1994 QB Steve Young (Super Bowl XXIX)

NFL COMEBACK PLAYER OF THE YEAR

- 1999 DT Bryant Young (AP)
- 2001 RB Garrison Hearst (AP and *PFWA*)

NFL MOST IMPROVED PLAYER

- 2000 QB Jeff Garcia (*PFW*)

MOST CARING ATHLETE

- 2000 DT Bryant Young (*USA Today*)
- DT Junior Bryant (*USA Today*)

AP – Associated Press, CPNW – College and Pro Football Newsweekly, DMN – Dallas Morning News, DN – Detroit News, DP – Detroit Press, FD – Football Digest, FI – NFL Films, FN – Football News, K.C. Committee 101 – Kansas City Committee 101, PFD – Pro Football Digest, PFW – Pro Football Weekly, SI – Sports Illustrated, SN – Sporting News, UPI – United Press International

49ERS PLAYERS OF THE MONTH

OFFENSE	DEFENSE	SPECIAL TEAMS	OFFENSE	DEFENSE	SPECIAL TEAMS
1986 Jerry Rice WR (Nov.)			1998 Steve Young QB (Sept.)		
1988 Joe Montana QB (Nov.)	Charles Haley LB (Oct.)		2001 Jeff Garcia QB (Nov.)		
1989 Steve Young QB (Oct.)			2006	Walt Harris CB (Nov.)	
1990 Steve Young QB (Oct.)	Charles Haley LB (Oct.)		2007	Patrick Willis LB (Oct.)*	
1991 Steve Young QB (Oct.)				Patrick Willis LB (Dec.)*	
1992 Steve Young QB (Nov.)	Tim Harris LB (Dec.)		2011	Aldon Smith LB (Oct.)*	David Akers (Dec.)
1993 Steve Young QB (Nov.)	Eric Davis CB (Oct.)			Aldon Smith LB (Dec.)*	
1994 Steve Young QB (Nov.)			2012	Aldon Smith LB (Nov.)	
Steve Young QB (Dec.)			2013	NaVorro Bowman LB (Dec.)	
1995 Ken Norton LB (Oct.)			2014	Chris Borland LB (Nov.)*	
1997 Dana Stubblefield DT (Nov.)					

* NFL Defensive Rookie of the Month

49ERS PLAYERS OF THE WEEK

	OFFENSE	DEFENSE	SPECIAL TEAMS
1984	Joe Montana QB (Week 8)		
1985	Roger Craig RB (Week 2) Joe Montana QB (Week 5) Jerry Rice WR (Week 14)	Dwight Hicks S (Week 16)	
1986	Joe Montana QB (Week 10) Jerry Rice WR (Week 11) Roger Craig RB (Week 15)	Ronnie Lott S (Week 4) Ronnie Lott S (Week 8)	
1987	Jerry Rice WR (Week 11) Joe Montana QB (Week 12)		
1988	Roger Craig RB (Week 2) Joe Montana QB (Week 4) Roger Craig RB (Week 7) Jerry Rice WR (Week 13)	Michael Carter NT (Week 1) Michael Walter LB (Week 2) Eric Wright CB (Week 15)	
1989	Joe Montana QB (Week 3) John Taylor WR (Week 14)	Pierce Holt DE (Week 12)	
1990	Joe Montana QB (Week 2) Jerry Rice WR (Week 3) Joe Montana QB (Week 6) Jerry Rice WR (Week 6)	Charles Haley LB (Week 5)	
1991	Steve Bono QB (Week 14) John Taylor WR (Week 15)		
1992	Jerry Rice WR (Week 7) Jerry Rice WR (Week 13) Amp Lee RB (Week 15)		
1993	Jerry Rice WR (Week 11)	Merton Hanks S (Week 12) Deion Sanders CB (Week 4)	Dexter Carter KR (Week 5)
1994	Jerry Rice WR (Week 1) Jerry Rice WR (Week 12)	Merton Hanks S (Week 6) Merton Hanks S (Week 11) Merton Hanks S (Week 3) Ken Norton LB (Week 8) Merton Hanks S (Week 11) Tim McDonald S (Week 13)	Doug Brien K (Week 3) Dexter Carter KR/PR (Week 10)
1995	Elvis Grbac QB (Week 12) Jerry Rice WR (Week 16)	Bryant Young DT (Week 6) Chris Doleman DE (Week 9) Roy Barker DE (Week 10) Chris Doleman DE (Week 12) Rod Woodson CB (Week 3) Dana Stubblefield DT (Week 10) Dana Stubblefield DT (Week 11) Roy Barker DE (Week 8) Bryant Young DT (Week 14)	Jeff Wilkins K (Week 12)
1996			Jeff Wilkins K (Week 10)
1997	Garrison Hearst RB (Week 5)		
1998	Garrison Hearst RB (Week 1)		
1999			
2000	Charlie Garner RB (Week 4) Terrell Owens WR (Week 16)		
2001	Jeff Garcia QB (Week 9) Garrison Hearst RB (Week 11)	Andre Carter LB (Week 17)	Jose Cortez K (Week 1)
2002		Jamie Winborn LB (Week 1) Ronnie Heard S (Week 8) Julian Peterson LB (Week 10) Tony Parrish S (Week 14) Ahmed Plummer CB (Week 5) Tony Parrish S (Week 16)	Jimmy Williams KR/PR (Week 13)
2003	Terry Jackson RB (Week 1) Jeff Garcia QB (Week 14) Tim Rattay QB (Week 5)		Cedric Wilson KR (Week 9)
2004			
2005		Bryant Young DE (Week 1)	Joe Nedney K (Week 8)
2006	Frank Gore RB (Week 5) Frank Gore RB (Week 11) Frank Gore RB (Week 12)	Brandon Moore LB (Week 9) Walt Harris CB (Week 17)	
2007	Shaun Hill QB (Week 11)		
2008	Frank Gore RB (Week 2)		
2009	Frank Gore RB (Week 14)		
2011		Patrick Willis LB (Week 5)	Ted Ginn Jr. WR (Week 1) Andy Lee P (Week 15) David Akers K (Week 16) David Akers K (Week 17) Andy Lee P (Week 7)
2012	Alex Smith QB (Week 8)	Patrick Willis LB (Week 4) Aldon Smith LB (Week 11) Tramaine Brock CB (Week 5)	Andy Lee P (Week 7) Phil Dawson K (Week 14) Phil Dawson K (Week 17) Phil Dawson K (Week 5)
2013	Anquan Boldin WR (Week 1)		
2014		Antoine Bethea S (Week 4) Chris Borland LB (Week 11)	

EDWARD J. DeBARTOLO SR. 49ERS HALL OF FAME

The San Francisco 49ers are arguably one of the most fabled sports franchises in history. With the multitude of memories that the team's history holds, a place to honor and capture these tremendous times and legendary figures only seems appropriate.

During the 2009 offseason, the San Francisco 49ers and the York family proudly introduced the creation of the Edward J. DeBartolo Sr. 49ers Hall of Fame, named in honor of the beloved patriarch of the storied franchise. The 49ers Hall of Fame was established to recognize players, administrators and coaches who have made exceptional contributions to the organization.

A week after the creation of the new 49ers Hall of Fame, team President & CEO Jed York announced the name of its inaugural inductee, his uncle, Edward J. DeBartolo Jr., known as "Mr. D" to most close to the 49ers family. He was then officially inducted during halftime of the team's home opener versus the Seattle Seahawks on September 20, 2009.

Being inducted into the 49ers Hall of Fame is no easy task, and the selection process reflects the level of honor which it bestows. As a prerequisite for induction, all 49ers Hall of Fame candidates must have displayed one or more of the following qualifications: outstanding production and performance on the field, key contributions to the team's success, and/or the embodiment of the spirit and essence of the San Francisco 49ers.

A number of players and coaches have already been recognized in various ways throughout the years for their contributions to the game of professional football and the 49ers organization. Accordingly, the franchise has automatically enshrined members of the 49ers family who have either had their jersey numbers already retired by the organization or have been selected to the Pro Football Hall of Fame in Canton, Ohio. These players include: John Brodie, Dwight Clark, Fred Dean, Jimmy Johnson, John Henry Johnson, Charlie Krueger, Ronnie Lott, Hugh McElhenny, Joe Montana, Leo Nomellini, Joe Perry, Bob St. Clair, Y.A. Tittle, Bill Walsh, Dave Wilcox and Steve Young.

During Alumni Weekend on October 11, 2009 against the Atlanta Falcons, the 49ers honored the automatic enshrinement of the above players during halftime of the game.

The 49ers organization will enshrine new members each season.

JOHN BRODIE

Quarterback, 1957–73

49ers Hall of Fame Inductee: 2009

Holds the team record with 17 years of service. Ranks second in team history with 31,548 passing yards and third with 214 touchdown passes. Guided the 49ers to back-to-back NFC Championship games in 1970 and 1971. Was named NFL Most Valuable Player in 1970. Born August 14, 1935 in San Francisco, CA.




DWIGHT CLARK

Wide Receiver, 1979–87

49ers Hall of Fame Inductee: 2009

Finished with 506 receptions for 6,750 yards and 48 touchdowns. Ranks fourth on 49ers all-time receptions list and third in receiving yards. Two-time Pro Bowler (1981, 1982) and first-team All-Pro in 1982 and 1983. Born January 8, 1957 in Kinston, NC.



ROGER CRAIG

Running Back, 1983–90

49ers Hall of Fame Inductee: 2011

A member of three Super Bowl Championship teams, Craig ranks third in franchise history with 7,064 rushing yards and first in career rushing attempts (1,686). He also ranks third in franchise history in receptions (508) and total touchdowns (66). Craig became the first running back in NFL history to register 1,000 rushing yards and 1,000 receiving yards in a single season (1,050 rushing yards and 1,016 receiving yards in 1985). He was also selected to the Pro Bowl four times. Born July 10, 1960 in Davenport, IA.




FRED DEAN

Defensive End, 1981–85

49ers Hall of Fame Inductee: 2009

Pro Football Hall of Fame Inductee: 2008

One of the first true pass-rushers in the game, Dean's revolutionary play made an immediate impact upon joining the 49ers in a 1981 mid-season trade. Went on to help 49ers win Super Bowl XVI and Super Bowl XIX. Recorded 93.5 sacks in career, including 40 sacks in five seasons with 49ers to rank 7th on team's all-time list. Posted career-high 17.5 sacks in 1983. Was a four-time Pro Bowler (1979–81, 83) and All-Pro (1979–81, 83). Earned UPI's NFC Defensive Player of the Year (1981). Born February 24, 1952 in Arcadia, LA.




EDWARD J. DeBARTOLO JR.

Owner, 1977–2000

49ers Hall of Fame Inductee: 2009

Pro Football Hall of Fame Inductee: 2016

Widely regarded as one of the most successful owners in the history of pro sports after taking over the 49ers in 1977. In 23 years at the helm, guided 49ers to a 22–11 postseason record and 13 division titles as San Francisco became first franchise in NFL history to win five Super Bowl Championships (1981, '84, '88, '89 and '94). The 49ers reached the playoffs on 16 occasions during DeBartolo's final 18 seasons as owner, posting a 207–72–1 regular season record. Born November 6, 1946 in Youngstown, OH.



EDWARD J. DeBARTOLO SR. 49ERS HALL OF FAME (CONT.)

CHARLES HALEY


Linebacker, 1986–91, '99

49ers Hall of Fame Inductee: 2015

Pro Football Hall of Fame Inductee: 2015



One of only a few players in NFL history to have won five Super Bowl Championships (XXIII, XXIV, XXVII, XXVIII, XXX). Originally drafted by the 49ers in the fourth round (96th overall) of the 1986 NFL Draft from James Madison University, he played two stints for the 49ers, re-joining the team in the 1998 postseason following five seasons with the Dallas Cowboys. He appeared in a total of 106 regular season games (63 starts) with San Francisco. During his 12-year NFL career, Haley was a five-time Pro-Bowler (1988, 1990–91, 1994–95), two-time First-Team All-Pro (1991, 1994) and was twice named NFC Defensive Player of the Year (1990, 1994). He finished with 100.5 career sacks, registering 10-or-more sacks six times during his career. He also either led or shared the team lead for sacks in each season he played for San Francisco, including 12 sacks as a rookie and a career-high and NFC-leading 16 sacks in 1990. His 66.5 sacks as a 49er rank second in franchise history. He holds the Super Bowl record with 4.5 sacks and his 11 postseason sacks rank tied for fifth in NFL history. Born January 6, 1964 in Gladys, VA.



JIMMY JOHNSON


Cornerback, 1961–76

49ers Hall of Fame Inductee: 2009

Pro Football Hall of Fame Inductee: 1994



Starter on both offense and defense at UCLA. Began 49ers career as a defensive back, moved to offense, then stayed at DB in his third season. Intercepted 47 passes for 615 yards, including five his rookie year. As a receiver in 1962 he caught 34 passes for 627 yards and four touchdowns. Recognized as one of the best man-to-man defenders in NFL history. Played in five Pro Bowls and twice won the prestigious Len Eshmont Award selected by his teammates for inspirational play. Born March 31, 1938 in Dallas, TX.



JOHN HENRY JOHNSON

Fullback, 1954–56

49ers Hall of Fame Inductee: 2009

Pro Football Hall of Fame Inductee: 1987



Was a member of what's been noted as the finest backfield in NFL history. The foursome known as "The Million Dollar Backfield" and "The Fabulous Foursome" included three other Hall of Famers—QB Y.A. Tittle and RBs Joe Perry and Hugh McElhenny. Gained 6,803 yards rushing, including 48 touchdowns. Also played for the Detroit Lions (1957–59), Pittsburgh Steelers (1960–65) and Houston Oilers (1966). Attended St. Mary's College and Arizona State University. Born November 24, 1929 in Waterproof, LA.




CHARLIE KRUEGER

Defensive Tackle, 1959–73

49ers Hall of Fame Inductee: 2009

Two-time Pro Bowl defensive tackle (1960, 1964). Received All-Pro recognition in 1960, 1965 and 1966. Had jersey retired in 1974.




RONNIE LOTT

Defensive Back, 1981–90

49ers Hall of Fame Inductee: 2009

Pro Football Hall of Fame Inductee: 2000

Known as one of the most ferocious and feared players in NFL history. Played in 10 Pro Bowls and won four Super Bowl Championships. Earned All-Pro honors at three different positions: cornerback, free safety and strong safety. Registered 1,161 career tackles, including five seasons with at least 100 tackles. Ranks tied for 6th in NFL history with 63 interceptions. Led the league in interceptions in 1986 and 1991 and returned five interceptions for touchdowns. Tied for the NFL record for postseason interceptions with nine. Named to the 75th Anniversary All-Time team, 1980's All-Decade team and Super Bowl Silver Anniversary team. Born May 8, 1959 in Albuquerque, NM.




HUGH McELHENNY

Halfback, 1952–60

49ers Hall of Fame Inductee: 2009

Pro Football Hall of Fame Inductee: 1970

One of only three players to gain over 11,000 yards carrying the ball. Scored 60 career touchdowns, 38 rushing, including a 42-yard touchdown run on his first pro play in preseason. In 1952 McElhenny had the longest punt return (94) and longest play from scrimmage (89). Scored two touchdowns in first Pro Bowl after his rookie year. Also played for Minnesota Vikings (1961–62), New York Giants (1963) and Detroit Lions (1964). Played college football at University of Washington. Born December 31, 1928 in Los Angeles, CA.




JOHN McVAY

San Francisco 49ers, 1979–2003

49ers Hall of Fame Inductee: 2013

His commitment and contributions to the 49ers help to form the rich traditions the team strives to carry on today. Played an integral role in the great success the franchise has achieved, helping to construct teams responsible for five Super Bowl victories. Joined the 49ers in 1979 as the team's Director of Player Personnel and went on to spend 21 seasons with the franchise. Among the many roles he filled throughout his tenure, served as Vice President and General Manager from 1983–1994 before retiring in 1995. Rejoined the 49ers in 1999 and served as Vice President/Director of Football Operations through the 2003 season. Born January 5, 1931 in Bellaire, OH.



EDWARD J. DeBARTOLO SR. 49ERS HALL OF FAME (CONT.)

JOE MONTANA


Quarterback, 1979–92

49ers Hall of Fame Inductee: 2009

Pro Football Hall of Fame Inductee: 2000



Solidified his place in pro sports annals with numerous NFL records and a legendary reputation as a leader. Finished his career with 40,551 yards passing and 273 touchdowns. Ranks second in team history with a 92.3 career passer rating and 62.3 completion percentage. Led league in passing in 1987 and '89. Won back-to-back NFL MVP awards in 1989 and '90. Named *Sports Illustrated* Sportsman-of-the-Year in 1990. Named Super Bowl MVP three times. Directed team to the playoffs 12 times and boasts a 95.6 passer rating in 23 postseason games. Holds NFL postseason record for touchdowns (45), while ranking second in 300-yard passing games (6), completions (460), attempts (734) and yards gained (5,772). Born June 11, 1956 in New Eagle, PA.



TONY AND VIC MORABITO

Founder/Owners, 1946–64

49ers Hall of Fame Inductee: 2010

Founder Tony Morabito (1946–1957) and Co-Owner Vic Morabito (1950–1964). The founding family and original owners of the San Francisco 49ers. Tony Morabito established the Bay Area's first major league professional sports franchise when the 49ers played their first season in 1946. The brothers from San Francisco transitioned the team from an upstart in the All-American Football Conference to a major NFL franchise in 1950. Signed future Pro Football Hall of Famers Joe Perry, Hugh McElhenny, John Henry Johnson, Y.A. Tittle, Bob St. Clair, Leo Nomellini and Jimmy Johnson and also attracted the likes of R.C. Owens, John Brodie, Charlie Krueger, Billy Wilson and many other top talents during their tenure. After Tony's passing in 1957, Vic retained control of the organization until his own death in 1964. Throughout both the AAFC and the NFL, the 49ers went 128–110–6 during Tony and Vic Morabito's era (including a trip to the AAFC Championship Game in 1949 and the NFC playoffs in 1957) and became one of the NFL's premier franchises.



LEO NOMELLINI


Defensive Tackle, 1950–63

49ers Hall of Fame Inductee: 2009

Pro Football Hall of Fame Inductee: 1969



Was the first ever draft choice after the 49ers joined the NFL. Played every 49ers game for 14 seasons. Altogether, he played in 174 consecutive regular season games, including 10 trips to the Pro Bowl, and played in 266 contests. "The Lion" became one of the few to be named to an All-NFL team on both offense and defense. Retired at age 39. Played college ball at the University of Minnesota. Born June 19, 1924 in Lucca, Italy.




R.C. OWENS

Wide Receiver, 1957–61

49ers Hall of Fame Inductee: 2011

An eight-year NFL veteran, R.C. "Alley Oop" Owens spent his first five seasons as a member of the 49ers, totaling 177 receptions for 2,939 yards and 20 touchdowns with San Francisco. His most productive year came in 1961 when he started all 14 games, caught 55 passes for 1,032 yards and scored five touchdowns. A former college basketball star, Owens transferred his skills over to the football field and was notorious for out-leaping defensive backs for high arching passes from QB Y.A. Tittle. Thus, the origin of the term "Alley Oop" was created, and later became more well-known from its use in basketball. A free agent in 1962, Owens went on to play with the Baltimore Colts and New York Giants, before retiring following the 1964 season. After his playing career ended, Owens spent more than two decades working for the 49ers. In that time, he held various positions for the team, including Director of Training Camp and Director of Alumni Relations. Born November 12, 1934 in Shreveport, LA.



JOE PERRY

Fullback, 1948–60, '63


Kicking Coach/Game Scout, 1968–69

49ers Hall of Fame Inductee: 2009

Pro Football Hall of Fame Inductee: 1969



Was first player in NFL history to gain 1,000 yards in two consecutive seasons. His 9,723 rushing yards, in the AAFC and NFL combined, placed him second only to Jim Brown when he retired. Finished career with 12,505 combined yards. Nicknamed "The Jet" because of his quick starts. Also played for the Baltimore Colts (1961–62). Attended Compton Junior College. Born January 22, 1927 in Stevens, AR.



TOM RATHMAN


Fullback, 1986–93

Running Backs/Assistant Tight Ends Coach, 1996

Running Backs Coach, 1997–2002, 2009–16

49ers Hall of Fame Inductee: 2017

Originally selected by the 49ers in the third round (56th overall) of the 1986 NFL Draft, in eight seasons with the club (1986–93), Rathman played in 115 games (91 starts) and rushed for 1,902 yards and 26 touchdowns on 516 carries, while adding 294 receptions for 2,490 yards and eight touchdowns. A member of two Super Bowl Championship teams (Super Bowl XXIII & XXIV), Rathman also appeared in 14 postseason games (10 starts) and rushed for 287 yards and four touchdowns on 64 attempts in addition to 38 receptions for 327 and one touchdown. Following his playing career, Rathman returned to the 49ers late in the 1996 season as the team's running backs/assistant tight ends coach. In 1997, he was named the team's running backs coach, a position he held for six seasons (1997–2002). After spending three seasons away from the organization, Rathman returned to the 49ers to coach the running backs in 2009, a position he held for eight seasons (2009–16). Born October 7, 1962 in Grand Island, NE.



EDWARD J. DeBARTOLO SR. 49ERS HALL OF FAME (CONT.)

JERRY RICE


Wide Receiver, 1985–2000

49ers Hall of Fame Inductee: 2010

Pro Football Hall of Fame Inductee: 2010



Considered the best wide receiver in NFL history, Rice holds 14 regular season records and 10 postseason records. Among them, he is the all-time leader in career receptions (1,549), receiving yards (22,895) and touchdown receptions (197). Rice, a 10-time All-Pro was selected to 13 Pro Bowls and won three Super Bowl championships with the 49ers (1988, '89, '94). He was twice named AP NFL Offensive Player of the Year ('87, '93). Rice played his first 16 seasons in San Francisco, where he holds nearly every 49ers receiving record. Born October 13, 1962 in Starkville, MI.



GEORGE SEIFERT


Secondary Coach, 1980–82

Defensive Coordinator, 1983–88

Head Coach, 1989–96

49ers Hall of Fame Inductee: 2014

Spent 17 seasons with the 49ers after joining the franchise in 1980 as the team's secondary coach before being promoted to head coach in 1989. In his eight seasons as head coach of the 49ers, Seifert produced a 98–30 regular season record (.766) and collected two Super Bowl victories. Seifert is one of three coaches in NFL history to win a Super Bowl during his rookie campaign. Born January 22, 1940 in San Francisco, CA.




GORDY SOLTAU

Wide Receiver, 1950–58

49ers Hall of Fame Inductee: 2012

Played both kicker and wide receiver for San Francisco, retiring as the franchise's all-time leading scorer with 644 points. Played all 9 NFL seasons with the 49ers, missing just 2 games from 1950–58. Led the 49ers in scoring each year and led the NFL in scoring in 1952 and 1953. Earned 3 Pro Bowl Selections from 1951–53. In 1951, ranked 2nd in the NFL with 59 receptions for 826 receiving yards. Soltau finished his career with 249 receptions for 3,487 yards and 25 touchdowns. Converted 70-of-139 field goals for 303 points. Prior attending college in the Office of Strategic Services, an elite branch of the Navy, where he was one of the first combat divers during World War II. Played college ball at Minnesota. Born January 25, 1925 in Duluth, MN.



BOB ST. CLAIR


Tackle, 1953–64

49ers Hall of Fame Inductee: 2009

Pro Football Hall of Fame Inductee: 1990



Exceptional offensive lineman. Also played goal line defense and blocked 10 field goals in 1956. Once lost five teeth when blocking a punt. Earned All-NFL honors three times and made five Pro Bowl appearances. Attended University of San Francisco and Tulsa. Born February 18, 1931 in San Francisco, CA.



Y.A. TITTLE

Quarterback, 1951–60

Offensive Consultant, 1965–69

49ers Hall of Fame Inductee: 2009

Pro Football Hall of Fame Inductee: 1971



Had 17 years of NFL experience, finishing his career with 33,070 passing yards and 281 touchdowns (39 rushing). Won NFL Most Valuable Player Award in 1961 and '63. Threw 33 touchdown passes and a career-high 3,224 yards in 1962. In '63 he threw 36 touchdowns, completing 60.2 percent of his passes. Also played for the Baltimore Colts (1948–50) and the New York Giants (1961–64). Played college ball at Louisiana State University. Born October 24, 1926 in Marshall, TX.



BILL WALSH


Head Coach, 1979–88

49ers Hall of Fame Inductee: 2009

Pro Football Hall of Fame Inductee: 1993



Led "The Team of the '80s" to three Super Bowl titles (XVI, XIX, XXIII) in 10 years. Compiled a .617 winning percentage with a 102–63–1 mark that included 10 wins in 14 postseason games. Notorious for his reputation of being an outstanding offensive coach, Walsh developed what is now known as the "West Coast Offense." Named NFL Coach of the Year in 1981 and '84. Attended San Jose State. Born November 30, 1931 in Los Angeles, CA.



EDWARD J. DeBARTOLO SR. 49ERS HALL OF FAME (CONT.)

DAVE WILCOX

Linebacker, 1964–74

49ers Hall of Fame Inductee: 2009

Pro Football Hall of Fame Inductee: 2000



Nicknamed “The Intimidator” by coaches and teammates for his tough, hard-nosed playing style. Considered to be one of the finest outside linebackers to ever play the game. Earned seven Pro Bowl nominations and was a seven-time All-Pro selection. Was selected by his teammates as the Len Eshmont Award winner as the team’s most inspirational and courageous player in 1967. Had his best season as a professional in 1973, recording 104 tackles, 13 for loss, two interceptions, four forced fumbles and one fumble recovery. Born September 29, 1942 in Eugene, OR.



STEVE YOUNG


Quarterback, 1987–99

49ers Hall of Fame Inductee: 2009

Pro Football Hall of Fame Inductee: 2005



One of the greatest quarterbacks in NFL history, standing as the 3rd most accurate passer in league history and possessing an outstanding 96.8 quarterback rating. Dominating arm strength and mobility yielded 232 regular season touchdown tosses and 4,239 rushing yards during his years at Tampa Bay (1985–86) and San Francisco (1987–99). Recorded 28, 300-yard passing games during his prolific career. His 43 rushing touchdowns are the most by a quarterback in NFL history. Was a two-time NFL Most Valuable Player (1992 & 1994) and Super Bowl XXIX MVP. Earned 7 consecutive Pro Bowl nominations (1992–98) and was All-Pro (1992–94). His six touchdown passes in Super Bowl XXIX victory over San Diego stands as a Super Bowl record. Born October 11, 1961 in Salt Lake City, UT.



49ERS IN PRO FOOTBALL HALL OF FAME

POS	PLAYER	YEARS ON 49ERS	YEAR INDUCTED
G/T	Larry Allen	2006–07	2013
DE	Fred Dean	1981–85	2008
Owner	Edward J. DeBartolo Jr.	1977–2000	2016
DE	Richard Dent	1994	2011
LB	Chris Doleman	1996–98	2012
DB	Tony Dungy	1979	2016
LB	Kevin Greene	1997	2016
LB	Charles Haley	1986–91, '99	2015
WR	Bob Hayes	1975	2009
LB	Rickey Jackson	1994–95	2010
CB	Jimmy Johnson	1961–76	1994
FB	John Henry Johnson	1954–56	1987
DB	Ronnie Lott	1981–90	2000

POS	PLAYER	YEARS ON 49ERS	YEAR INDUCTED
HB	Hugh McElhenny	1952–60	1970
QB	Joe Montana	1979–92	2000
DT	Leo Nomellini	1950–63	1969
FB	Joe Perry	1946–60, '63	1969
WR	Jerry Rice	1985–2000	2010
CB	Deion Sanders	1994	2011
RB	O.J. Simpson	1978–79	1985
T	Bob St. Clair	1953–63	1990
QB	Y.A. Tittle	1951–60	1971
Coach	Bill Walsh	1979–88	1993
LB	Dave Wilcox	1964–74	2000
S	Rod Woodson	1997	2009
QB	Steve Young	1987–99	2005

49ERS RETIRED JERSEYS



QB Steve Young—Played for the 49ers from 1987–99 standing as the most accurate passer in league history with a 96.8 quarterback rating... Totaled 221 regular season touchdown passes and 3,581 rushing yards with the 49ers... His 43 rushing touchdowns are the most by a quarterback in NFL history... Was a two-time NFL Most Valuable Player (1992 & 1994) and Super Bowl XXIX MVP... Earned seven consecutive Pro Bowl nods (1992–98) and was All-Pro (1992–94). Inducted into Pro Football Hall of Fame in 2005... Had jersey retired in 2008.



S Ronnie Lott—Played for the 49ers from 1981–90... Played in 10 Pro Bowls and won four Super Bowl titles... Earned All-Pro honors at three different positions—cornerback, free safety and strong safety... Registered 1,161 career tackles, including five seasons with 100-or-more tackles... Ranks fifth in NFL history with 63 career interceptions... Holds NFL postseason record with nine interceptions in career... Inducted into Pro Football Hall of Fame in 2000... Had jersey retired in 2003.



QB John Brodie—Played for the 49ers from 1957–73... Holds the team record with 17 years of service... Ranks second in team history with 31,548 passing yards and third with 214 touchdown passes... Guided the 49ers to back-to-back NFC Championship games in 1970 and 1971... Was named NFL Most Valuable Player in 1970... Had jersey retired in 1973.



DT Charlie Krueger—Played for the 49ers from 1959–73... Two-time Pro Bowl defensive tackle (1960, 1964)... Received All-Pro recognition in the years 1960, 1965 and 1966... Had jersey retired in 1974.



QB Joe Montana—Played for the 49ers from 1979–92... Led San Francisco to four Super Bowl Championships (1981, 1984, 1988, 1989)... Holds team records with 35,124 passing yards and 244 touchdown passes... Selected to eight Pro Bowls, including seven with the 49ers... Named NFL Most Valuable Player four times (1981, 1984, 1989, 1990) and Super Bowl MVP three times (XVI, XIX, XXIV)... Had jersey retired in 1997... Inducted into Pro Football Hall of Fame in 2000.



T Leo Nomellini—Played for the 49ers from 1950–63... Did not miss a game during his 14-year career, playing in 174 consecutive regular season games... Selected to 10 Pro Bowls... Was first-ever NFL draft choice by 49ers... Was first-team All-Pro six times and second-team choice three times... Inducted into Pro Football Hall of Fame in 1969... Had jersey retired in 1971.



RB Joe Perry—Played 14 years in two stints for the 49ers from 1948–60 and 1963... Finished career as team's all-time leading rusher with 7,344 yards... Scored 351 points, including team-record 50 rushing touchdowns, during career... Led team in rushing eight seasons, including seven consecutive (1949–55)... Named NFL Player-of-the-Year by UPI in 1954 and 1955... Inducted into Pro Football Hall of Fame in 1969... Had jersey retired in 1971.



T Bob St. Clair—Played for the 49ers from 1953–63... Exceptional offensive lineman... Also played goal line defense and blocked 10 field goals in 1956... One of the tallest players in team history at 6–9... Named to Pro Bowl five times... Earned All-NFL honors three times in career... Local product, attended University of San Francisco and Polytechnic High in San Francisco... Inducted into Pro Football Hall of Fame in 1990... Had jersey retired in 2001.



DB Jimmy Johnson—Played for the 49ers from 1961–76... Holds team record with 212 games played during career... Finished with 47 interceptions to rank second in team history... Selected to five Pro Bowls and named Len Eshmont Award winner twice... Played wide receiver in second season before becoming full-time defensive back in 1963... Named first-team All-Pro four times (1969, 1970, 1971, 1972)... Had jersey retired in 1977... Inducted into Pro Football Hall of Fame in 1994.



WR Jerry Rice—Played for the 49ers from 1985–2000... Holds 14 regular season records and 10 postseason records... Among them, he is the all-time leader in career receptions (1,549), receiving yards (22,895) and touchdown receptions (197)... A 10-time All-Pro, was selected to 13 Pro Bowls and won three Super Bowl championships with the 49ers (1988, 1989, 1994)... Twice named AP NFL Offensive Player of the Year (1987, 1993)... Played his first 16 seasons in San Francisco, where he holds nearly every 49ers receiving record... Had jersey retired in 2010.



RB Hugh McElhenny—Played for the 49ers from 1952–60... Rushed for 4,288 yards on 877 carries and 35 touchdowns for San Francisco... Was named NFL Player of the Year and NFL Rookie of the Year in 1952... Selected to five Pro Bowls... Led team in rushing in 1956 and 1957... Inducted into Pro Football Hall of Fame in 1970... Had jersey retired in 1971.



WR Dwight Clark—Played for the 49ers from 1979–87... Finished with 506 receptions for 6,750 yards and 48 touchdowns... Ranks fourth on 49ers all-time receptions list and third in receiving yards... Two-time Pro Bowler (1981, 1982) and first-team All-Pro in 1982 and 1983... Had jersey retired in 1988.

PRO BOWL 49ERS

1950 (JAN. 14, 1951)

Frank Albert, QB
Visco Grgich, G
Leo Nomellini, T
Norm Standlee, FB
John Strzykowski, HB

1951 (JAN. 12, 1952)

Jim Cason, HB
Ray Collins, T
Leo Nomellini, T
* Gordy Soltau, E

1952 (JAN. 10, 1953)

Ed Henke, E
Bill Johnson, C
Hugh McElhenny, HB
Leo Nomellini, T
Joe Perry, FB
Gordy Soltau, E

1953 (JAN. 17, 1954)

* Bill Johnson, C
Hugh McElhenny, HB
Art Milchalik, G
* Leo Nomellini, T
* Joe Perry, FB
* Gordy Soltau, E
Y.A. Tittle, QB

1954 (JAN. 16, 1955)

* Bruno Banducci, G
Al Carapella, T
Jim Cason, HB
* John Henry Johnson, HB
* Joe Perry, FB
* Y.A. Tittle, QB
*+ Billy Wilson, E

1955 (JAN. 15, 1956)

Dick Moegle, HB
Bob Toneff, T
* Billy Wilson, E

1956 (JAN. 13, 1957)

* Hugh McElhenny, HB
Leo Nomellini, T
* Bob St. Clair, T
* Billy Wilson, E

1957 (JAN. 12, 1958)

Marv Matuszak, LB
*+ Hugh McElhenny, HB
Leo Nomellini, T
* Y.A. Tittle, QB
* Billy Wilson, E

1958 (JAN. 11, 1959)

Hugh McElhenny, HB
Jerry Mertens, HB
Leo Nomellini, T
* Bob St. Clair, T
* Billy Wilson, E

1959 (JAN. 17, 1960)

Dave Baker, HB
Leo Nomellini, T
* Bob St. Clair, T
* J.D. Smith, FB
Billy Wilson, E
Abe Woodson, DHB

1960 (JAN. 15, 1961)

* Bruce Bosley, G
Charlie Krueger, DT
Leo Nomellini, T
* Bob St. Clair, T
Abe Woodson, DHB

1961 (JAN. 14, 1962)

* Ted Connolly, G
Eddie Dove, DHB
Leo Nomellini, T
* Bob St. Clair, T
* Abe Woodson, DHB

1962 (JAN. 13, 1963)

* Tommy Davis, K
Matt Hazeltine, LB
* J.D. Smith, FB
* Abe Woodson, DHB

1963 (JAN. 12, 1964)

* Tommy Davis, K
Abe Woodson, DHB

1964 (JAN. 10, 1965)

Matt Hazeltine, LB
Charlie Krueger, DT
Dave Parks, E

1965 (JAN. 16, 1966)

* Bruce Bosley, C
* John Brodie, QB
John David Crow, HB
* Dave Parks, E
* Walt Rock, T
* Ken Willard, FB

1966 (JAN. 22, 1967)

Bruce Bosley, C
* Howard Mudd, G
* Dave Parks, E
Walt Rock, T
John Thomas, T
Dave Wilcox, LB
Ken Willard, FB

1967 (JAN. 21, 1968)

Bruce Bosley, C
Howard Mudd, G

1968 (JAN. 19, 1969)

* Kermit Alexander, CB
* Clifton McNeil, E
* Howard Mudd, G
* Dave Wilcox, LB
* Ken Willard, FB

1969 (JAN. 18, 1970)

Elmer Collett, G
Jimmy Johnson, CB
Gene Washington, WR
* Dave Wilcox, LB
Ken Willard, FB

1970 (JAN. 24, 1971)

* John Brodie, QB
* Jimmy Johnson, CB
Len Rohde, T
* Gene Washington, WR
Dave Wilcox, LB

1971 (JAN. 23, 1972)

* Forrest Blue, C
* Cedrick Hardman, DE
* Jimmy Johnson, CB
* Ted Kwalick, TE
Bruce Taylor, CB
* Gene Washington, WR
Vic Washington, RB
* Dave Wilcox, LB

1972 (JAN. 21, 1973)

* Forrest Blue, C
* Jimmy Johnson, CB
* Ted Kwalick, TE
Woody Peoples, G
* Gene Washington, WR
* Dave Wilcox, LB

1973 (JAN. 20, 1974)

* Forrest Blue, C
* Ted Kwalick, TE
Woody Peoples, G
* Dave Wilcox, LB
* Tom Wittum, P

1974 (JAN. 20, 1975)

Forrest Blue, C
Jimmy Johnson, CB
* Tom Wittum, P

1975 (JAN. 26, 1976)

* Cedrick Hardman, DE

1976 (JAN. 17, 1977)

* Cleveland Elam, DT
* Tommy Hart, DE
Dave Washington, LB
Delvin Williams, RB

1977 (JAN. 23, 1978)

* Cleveland Elam, DT

1978 (JAN. 29, 1979)

None

1979 (JAN. 27, 1980)

None

1980 (FEB. 1, 1981)

None

1981 (JAN. 31, 1982)

Dwight Clark, WR
* Randy Cross, G
Fred Dean, DE
Dwight Hicks, S
* Ronnie Lott, CB
* Joe Montana, QB

1982 (FEB. 6, 1983)

* Dwight Clark, WR
* Randy Cross, G
Dwight Hicks, S
Ronnie Lott, CB

1983 (JAN. 29, 1984)

Fred Dean, DE
Dwight Hicks, S
* Ronnie Lott, CB
Joe Montana, QB
49ers Coaching Staff

1984 (JAN. 27, 1985)

* Randy Cross, G
Keith Fahnhorst, T
* Dwight Hicks, S
Ronnie Lott, CB
* Joe Montana, QB
* Fred Quillan, C
Keena Turner, LB
Wendell Tyler, RB
Carlton Williamson, S
Eric Wright, CB

1985 (FEB. 2, 1986)

Michael Carter, NT
* Roger Craig, FB
*# Joe Montana, QB
Fred Quillan, C
* Carlton Williamson, S
*# Eric Wright, CB

1986 (FEB. 1, 1987)

* Ronnie Lott, S
* Jerry Rice, WR

1987 (FEB. 7, 1988)

* Michael Carter, NT
Roger Craig, RB
* Ronnie Lott, S
* Joe Montana, QB
* Jerry Rice, WR

1988 (JAN. 29, 1989)

Michael Carter, NT
* Roger Craig, RB
Charles Haley, LB-DE
* Ronnie Lott, S
* Jerry Rice, WR
John Taylor, WR

1989 (FEB. 4, 1990)

Roger Craig, RB
* Ronnie Lott, S
* Guy McIntyre, G
* Joe Montana, QB
* Jerry Rice, WR
John Taylor, WR

1990 (FEB. 3, 1991)

* Charles Haley, LB-DE
* Ronnie Lott, S
* Guy McIntyre, G
*# Joe Montana, QB
* Jerry Rice, WR
49ers Coaching Staff

1991 (FEB. 2, 1992)

Charles Haley, LB-DE
* Guy McIntyre, G
* Jerry Rice, WR

1992 (FEB. 7, 1993)

* Pierce Holt, DL
Brent Jones, TE
* Guy McIntyre, G
* Jerry Rice, WR
Steve Wallace, T
Ricky Watters, RB
* Steve Young, QB
49ers Coaching Staff

1993 (FEB. 6, 1994)

* Harris Barton, T
Brent Jones, TE
* Tim McDonald, SS
Guy McIntyre, G
* Jerry Rice, WR
Jesse Sapolu, C
Ricky Watters, RB
Steve Young, QB
49ers Coaching Staff

1994 (FEB. 5, 1995)

* Merton Hanks, FS
* Brent Jones, TE
Tim McDonald, SS
Bart Oates, C
* Jerry Rice, WR
* Deion Sanders, CB
Jesse Sapolu, G
Dana Stubblefield, DT
Ricky Watters, RB
* Steve Young, QB

1995 (FEB. 4, 1996)

* Eric Davis, CB
* Merton Hanks, FS
Brent Jones, TE
Tim McDonald, SS
Ken Norton Jr., LB
Bart Oates, C
*+ Jerry Rice, WR
Dana Stubblefield, DT
* Lee Woodall, LB
Steve Young, QB

1996 (FEB. 2, 1997)

* Merton Hanks, FS
* Jerry Rice, WR
* Bryant Young, DT
Steve Young, QB

1997 (FEB. 1, 1998)

Chris Doleman, DE
Kevin Gogan, G
* Merton Hanks, FS
Ken Norton, Jr., LB
* Dana Stubblefield, DT
Lee Woodall, LB
Steve Young, QB

1998 (FEB. 7, 1999)

Garrison Hearst, RB
* Kevin Gogan, G
Jerry Rice, WR
* Steve Young, QB
Winfred Tubbs, LB

1999 (FEB. 6, 2000)

* Lance Schulters, S
Bryant Young, DT

2000 (FEB. 4, 2001)

Jeff Garcia, QB
Charlie Garner, RB
Terrell Owens, WR

2001 (FEB. 9, 2002)

Ray Brown, G
Jeff Garcia, QB
Garrison Hearst, RB
Jeremy Newberry, C
* Terrell Owens, WR
Bryant Young, DT

2002 (FEB. 2, 2003)

Jeff Garcia, QB
Jeremy Newberry, C
* Terrell Owens, WR
Julian Peterson, LB
* Ron Stone, G
Bryant Young, DT

2003 (FEB. 8, 2004)

* Fred Beasley, FB
Terrell Owens, WR
Julian Peterson, LB

2004 (FEB. 13, 2005)

Brian Jennings,
need player

2005 (FEB. 12, 2006)

None

2006 (FEB. 10, 2007)

* Frank Gore, RB
* Larry Allen, G
Walt Harris, CB

2007 (FEB. 10, 2008)

Patrick Willis, LB
* Andy Lee, P

2008 (FEB. 8, 2009)

* Patrick Willis, LB

2009 (JAN. 31, 2010)

* Vernon Davis, TE
* Andy Lee, P
*# Patrick Willis, LB
Frank Gore, RB
Justin Smith, DT

2010 (JAN. 30, 2011)

* Patrick Willis, LB
Justin Smith, DT

2011 (JAN. 29, 2012)

* David Akers, K
Dashon Goldson, S
Frank Gore, RB
* Brian Jennings, LS
* Andy Lee, P
* Carlos Rogers, CB
* Justin Smith, DT
* Joe Staley, T
* Patrick Willis, LB

2012 (JAN. 27, 2013)

NaVorro Bowman, LB
Ahmad Brooks, LB
Frank Gore, RB
* Dashon Goldson, S
* Mike Iupati, G
* Aldon Smith, LB
* Justin Smith, DT
* Joe Staley, T
* Donte Whitner, S
* Patrick Willis, LB

% 49ers did not participate as the team advanced to Super Bowl XLVII

2013 (JAN. 26, 2014)

NaVorro Bowman, LB
Ahmad Brooks, LB
Vernon Davis, TE
Frank Gore, RB
Mike Iupati, G
Justin Smith, DT
Eric Reid, S
Joe Staley, T
Patrick Willis, LB

2014 (JAN. 25, 2015)

Antoine Bethea, S
Mike Iupati, G
Joe Staley, T

2015 (JAN. 31, 2016)

NaVorro Bowman, LB
Joe Staley, T

2016 (JAN. 29, 2017)

None

+ MVP * Starter # Voted as starter but did not play

ALL-PRO 49ERS

- 1946** — Alyn Beals E (First Team UPI, AAFC), Bruno Banducci G (First Team UPI, NYN, AAFC), Frank Albert QB (First Team NYN), Norm Standlee F (Second Team UPI, NYN, AAFC), Garland Gregory G (Second Team NYN)
- 1947** — Bruno Banducci G (First Team AP, NYN, CO, AAFC), Bob Bryant T (First Team CB), Alyn Beals E (Second Team CB, AAFC), John Woudenberg T (Second Team AP, AAFC), John Strzykalski H (Second Team AAFC), Norm Standlee F (Second Team AAFC), Garland Gregory G (Second Team CB)
- 1948** — Alyn Beals E (First Team UPI, NYN, AAFC), John Strzykalski H (First Team UPI, NYN, AAFC), John Woudenberg T (First Team NYN), Riley Matheson G (Second Team NYN, AAFC), Frank Albert QB (First Team SN, SP, NYN), Bruno Banducci G (Honorable Mention AP, SN)
- 1949** — Alyn Beals E (First Team UPI, NYN, IN, AAFC) Visco Grgich G (First Team UPI, NYN, AAFC), Joe Perry B (First Team UPI, NYN, AAFC), Frank Albert QB (First Team AAFC), John Woudenberg T (Honorable Mention UPI), Bruno Banducci G (Honorable Mention UPI), Bill Johnson C (Honorable Mention UPI), Jim Cason H (First Team IN), Jim Strzykalski H (Honorable Mention UPI)
- 1950** — John Strzykalski H (Second Team AP), Visco Grgich G (Honorable Mention AP, UPI), Frank Albert QB (Honorable Mention AP), Joe Perry F (Honorable Mention AP)
- 1951** — Leo Nomellini T (First Team AP) Gordy Soltau E (Second Team UPI), Bruno Banducci G (Second Team AP, UPI), Joe Perry F (Honorable Mention AP)
- 1952** — *1 Hugh McElhenny HB (First Team AP, UPI, NYN), Leo Nomellini DT (First Team AP, UPI, NYN), Gordy Soltau E (First Team AP, UPI, NYN), Bob Toneff T (Second Team AP, UPI, NYN), Bruno Banducci G (First Team NYN), Bill Johnson C (Second Team AP, NYN), Joe Perry RB (Honorable Mention AP, UPI), Ed Henke DE (Second Team UPI, NYN), Visco Grgich G (Honorable Mention UPI), Hardy Brown LB (Second Team NYN), Lowell Wagner DB (Second Team NYN), Jim Cason DB (Honorable Mention AP)
- 1953** — Bruno Banducci G (First Team UPI), Hugh McElhenny HB (First Team AP, UPI, NYN), Leo Nomellini DT (First Team AP, UPI, NYN, PFD), Joe Perry FB (First Team AP, UPI, NYN, PFD), Gordy Soltau E (Second Team UPI), Bob St. Clair T (Second Team UPI), Bill Johnson C (Second Team UPI), Y.A. Tittle QB (Honorable Mention AP), Charley Powell DE (Honorable Mention), Art Michalik G (Second Team NYN), Hardy Brown LB (Honorable Mention AP, UPI)
- 1954** — Bruno Banducci G (First Team AP, UPI, SN, NYN), Leo Nomellini DT (First Team AP, UPI, NYN), Joe Perry FB (First Team AP, UPI, SN, PFD), Billy Wilson E (Second Team AP, UPI, NYN), Bob St. Clair T (Second Team AP, UPI, NYN), Bill Johnson C (First Team NYN), Hugh McElhenny RB (Second Team AP, UPI, SN), John Henry Johnson RB (Second Team UPI, NYN), Bob Toneff DT (Honorable Mention UPI)
- 1955** — Bob St. Clair T (First Team UPI, NEA), Bob Toneff DT (First Team AP, SN, NYN), Billy Wilson E (First Team UPI, NEA, SN, NYN), Bill Johnson C (Second Team NEA), Joe Perry RB (Honorable Mention AP), Hardy Brown LB (Honorable Mention AP), Rex Berry DB (Second Team NEA)
- 1956** — Bob St. Clair T (First Team NEA), Billy Wilson E (Second Team AP, UPI, NEA), Hugh McElhenny RB (Second Team AP, UPI, NEA, NYN)
- 1957** — Marv Matuszak LB (First Team AP, UPI, NEA), Leo Nomellini DT (First Team AP, UPI), *2 Y.A. Tittle QB (First Team AP, UPI, NYN), Billy Wilson E (First Team AP, UPI, NEA, NYN), Dickey Moegle RB (First Team NYN), Clyde Conner E (Second Team NYN), Hugh McElhenny RB (Second Team AP, NEA)
- 1958** — Billy Wilson E (Second Team NEA, NYN, FW), Bob St. Clair T (Second Team AP, NEA, FW), Dickey Moegle RB (Second Team FW)
- 1959** — Leo Nomellini DT (First Team AP, UPI, NEA, NYN, HE, DN), J.D. Smith RB (First Team UPI, DN), Abe Woodson CB (First Team AP, UPI), Billy Wilson E (Second Team NEA), Bob St. Clair T (Honorable Mention UPI), Bruce Bosley G (Second Team AP), Matt Hazeltine LB (Honorable Mention UPI), Dave Baker S (Honorable Mention UPI), Eddie Dove S (Honorable Mention UPI)
- 1960** — Abe Woodson CB (First Team AP, NYN), R.C. Owens E (Second Team AP), Bob St. Clair T (First Team NEA), Bruce Bosley G (Second Team UPI, NEA, NYN), Charlie Krueger DE (Second Team AP), Leo Nomellini DT (Second Team AP, NYN), Matt Hazeltine LB (Honorable Mention UPI), Dave Baker S (Second Team AP, UPI, NEA, NYN, DN)
- 1961** — Abe Woodson CB (First Team NYN), Bob St. Clair T (Second Team NEA), Bruce Bosley G (Second Team NEA), Leo Nomellini DT (Second Team NEA), Eddie Dove S (Second Team UPI), Hugh McElhenny RB (Honorable Mention NEA), J.D. Smith RB (Honorable Mention NEA), Dave Baker S (Honorable Mention NEA)
- 1962** — Abe Woodson CB (First Team NEA, FN), Bob St. Clair T (Second Team AP), Leo Nomellini DT (Second Team UPI), Matt Hazeltine LB (Second Team AP, UPI, NEA), J.D. Smith RB (Honorable Mention UPI)
- 1963** — Abe Woodson CB (First Team NEA), Bob St. Clair T (Second Team NEA), Matt Hazeltine LB (Honorable Mention AP, NEA)
- 1964** — Matt Hazeltine LB (First Team CBS), Jimmy Johnson CB (Second Team NEA)
- 1965** — Dave Parks SE (First Team AP, NEA, UPI, NYN, FN, DN), John Brodie QB (First Team FN, NEA), Bernie Casey E (Honorable Mention UPI), Len Rohde T (Honorable Mention UPI), John Thomas T (Honorable Mention UPI), Ken Willard RB (Second Team AP, UPI, NEA), Clark Miller DE (Honorable Mention UPI), Charlie Krueger DT (Second Team AP), Matt Hazeltine LB (Honorable Mention UPI), Jimmy Johnson CB (Second Team AP, NEA)
- 1966** — Dave Parks SE (First Team NEA, DN), John Thomas G (First Team AP, NEA), Bernie Casey E (Honorable Mention UPI), Howard Mudd G (Honorable Mention UPI), Bruce Bosley C (Second Team NYN, NEA), Ken Willard RB (Honorable Mention UPI), Charlie Krueger DT (Honorable Mention UPI), Dave Wilcox LB (Second Team UPI, NEA), Jimmy Johnson CB (Second Team AP, UPI)
- 1967** — Howard Mudd G (First Team NEA), Dave Wilcox LB (First Team NEA)
- 1968** — Clifton McNeil WR (First Team AP, PWA, NEA, UPI, NYN, FN, DN), Howard Mudd G (First Team AP, NEA, UPI, PF, NYN, FN, DN), Cas Banaszek T (Second Team FN), Ken Willard RB (Second Team UPI), Kermit Alexander CB (Second Team UPI, NYN, FN), Jimmy Johnson CB (Second Team NEA)
- 1969** — Jimmy Johnson CB (First Team NEA), Len Rohde T (Second Team NEA), Dave Wilcox LB (Second Team UPI, NEA, SI)
- 1970** — *3 John Brodie QB (First Team AP, NEA, PFWA, FN, PFW), Jimmy Johnson CB (First Team AP, NEA, PFWA, SI, PFW), Gene Washington WR (First Team AP, NEA, PFWA, FN, SI, PFW, DN), Dave Wilcox OLB (First Team NEA, Second Team UPI)
- 1971** — Forrest Blue C (First Team AP, PFWA, FN, SI), Cedrick Hardman DE (First Team SI), Jimmy Johnson CB (First Team AP, NEA, PFWA, FN, SI, DN), Ted Kwalick TE (Second Team PFWA, NEA, FN), Gene Washington WR (Second Team PFWA, NEA, FN), Dave Wilcox OLB (First Team AP, NEA, PFWA), Bruce Taylor CB (Second Team FN)
- 1972** — Forrest Blue C (First Team AP, PFWA, FN, SI, DN), Jimmy Johnson CB (First Team AP, NEA, PFWA, SI), Ted Kwalick TE (First Team AP, NEA, FN, DZ), Gene Washington (First Team AP, PFWA, DN), Dave Wilcox OLB (First Team AP, NEA, PFWA, SI), Cedrick Hardman DE (Second Team FN)
- 1973** — Forrest Blue C (First Team AP, PFWA), Dave Wilcox OLB (First Team NEA, PFWA, FN), Ted Kwalick TE (First Team NYN)
- 1974** — Forrest Blue C (Second Team FN)
- 1975** — Cedrick Hardman DE (Second Team NEA)
- 1976** — Tommy Hart DE (First Team NEA, PFWA, FN), Cleveland Elam DT (Second Team NEA)
- 1977** — Cleveland Elam DT (First Team AP, NEA, PFWA, SI, NYN, CPW)
- 1978** — None
- 1979** — None
- 1980** — Randy Cross G (Second Team NEA)
- 1981** — Randy Cross G (First Team NEA, PFWA, FD), *4 Fred Dean DE (First Team AP, PFWA, SN, FD), Dwight Hicks S (First Team FD), Ronnie Lott CB (First Team AP, NEA, PFWA, SN, FD, SI), *5 Joe Montana QB (Second Team AP, NEA, FD), Jack Reynolds LB (Second Team FD), Ray Wersching K (Honorable Mention SI)
- 1982** — *6 Dwight Clark WR (First Team AP, NEA, PFWA, FW, FD, SI), Keena Turner LB (Second Team NEA), Ronnie Lott CB (First Team FD)
- 1983** — Keith Fahnhorst T (First Team NEA, CPNW, SI, USA), Ronnie Lott CB (First Team PFWA, FD), Joe Montana QB (Second Team NEA, CPNW), Fred Dean (First Team FI), Dwight Hicks FS (Second Team CPNW)
- 1984** — Randy Cross G (Second Team AP, NEA, FD), Keith Fahnhorst T (First Team AP, NEA, PFWA, CPNW, SI, USA), *7 Joe Montana, QB (Second Team AP, NEA, CPNW, FD), Eric Wright, CB (Second Team AP), Fred Quillan C (Second Team CPNW), Ronnie Lott CB (Second Team FD), Keena Turner LB (Second Team CPNW), Dwight Hicks FS (Second Team CPNW)
- 1985** — Michael Carter NT (Second Team AP, CPNW), Roger Craig FB (First Team CPNW), Randy Cross G (First Team NEA), Keith Fahnhorst T (Second Team NEA), Keena Turner LB (Second Team NEA), Eric Wright CB (First Team AP, NEA, SN, CPNW, FD, SI), Joe Montana QB (Second Team CPNW), Carlton Williamson SS (Second Team CPNW).
- 1986** — Michael Carter NT (First Team NEA, USA), Randy Cross G (Second Team AP, NEA), Ronnie Lott S (First Team AP, NEA, PFWA, CPNW, FD, FI, USA), *8 Jerry Rice WR (First Team AP, NEA, PFWA, SN, CPNW, FD, SI, FI, USA).
- 1987** — Michael Carter NT (First Team AP, NEA, PFWA, SN, CPNW, FD, FI), Ronnie Lott S (First Team AP, PFWA, SN, CPNW, FD, USA), Joe Montana QB (First Team AP, PFWA, FD, SI, FI, USA), *9 Jerry Rice WR (First Team AP, NEA, PFWA, SN, CPNW, FD, SI, FI, USA), Don Griffin CB (First Team CPNW), Jeff Fuller SS (Second Team CPNW)

ALL-PRO 49ERS (CONT.)

- 1988** — Michael Carter NT (First Team NEA, CPNW), *10 Roger Craig RB (First Team AP, PFWA, NEA, SN, CPNW, FD, SI, FI, USA), Ronnie Lott S (First Team NEA), *11 Jerry Rice WR (First Team AP, PFWA, SN, FD, USA), *12 John Taylor WR (First Team PFWA, SN, CPNW, FI), Harris Barton T (Honorable Mention AP), Randy Cross C (Honorable Mention AP), Joe Montana QB (Honorable Mention AP), Charles Haley OLB (First Team FI), Tim McKyer CB (First Team CPNW, USA)
- 1989** — Mike Cofer K (First Team AP, NEA, CPNW, FD), Ronnie Lott S (First Team AP, PFWA, SI, USA), *13 Joe Montana QB (First Team AP, PFWA, NEA, SN, CPNW, SI, FD, FI, USA), Jerry Rice WR (First Team AP, PFWA, NEA, SN, CPNW, SI, FD, FI, USA), John Taylor (Second Team AP – Kick Returner), Guy McIntyre G (First Team CPNW, FD), Michael Walter ILB (Second Team NEA)
- 1990** — *14 Charles Haley LB–DE (First Team AP, NEA, PFWA, SI, FD, FI, NA, USA), Ronnie Lott S (First Team AP, NEA, PFWA, SI, FD, USA), *15 Joe Montana QB (First Team AP, NEA), *16 Jerry Rice WR (First Team AP, NEA, PFWA, CPNW, SI, SN, FD, FI, NA, USA), Brent Jones TE (Honorable Mention AP), Steve Wallace T (Honorable Mention AP), Guy McIntyre G (Second Team CPNW), Harris Barton T (Second Team NA), Jesse Sapolu C (Honorable Mention AP), Kevin Fagan DE (First Team NA), Pierce Holt DE (Second Team NA), Michael Carter NT (Honorable Mention AP), Matt Millen LB (Honorable Mention AP)
- 1991** — Jerry Rice WR (First Team SN), Harris Barton T (First Team SI), Steve Wallace T (Second Team CPNW), Guy McIntyre G (Honorable Mention AP), Michael Carter NT (Honorable Mention AP), John Taylor KR (Honorable Mention AP)
- 1992** — Harris Barton T (First Team AP, PFWA, SI, FD, USA), Pierce Holt DE (Second Team NEA, AP), Brent Jones TE (First Team NEA, CPNW), Guy McIntyre G (First Team CPNW, FI, USA), Jerry Rice WR (First Team AP, NEA, PFWA, CP, SI, SN, FD, FI, USA), Steve Wallace T (First Team PFWA, CPNW), *17 Steve Young (First Team AP, NEA, PFWA, CPNW, SI, SN, FD, FI), Ricky Watters RB (Honorable Mention AP), Michael Carter DT (Honorable Mention AP), Jesse Sapolu C (Honorable Mention AP), Roy Foster G (First Team USA), George Seifert Coach (Second Team CPNW)
- 1993** — Harris Barton T (First Team AP, PFWA, SN, CPNW, USA), Brent Jones TE (First Team USA), Tim McDonald S (First Team CPNW, FD), *18 Jerry Rice WR (First Team AP, PFWA, SN, CPNW, SI, FD, FI, USA), Steve Young QB (First Team AP, PFWA, CPNW, FD, FI), Steve Wallace T (First Team FD), Guy McIntyre G (First Team FD, FI), Jesse Sapolu C (Honorable Mention AP), Dana Stubblefield DT (Honorable Mention AP), Merton Hanks FS (First Team SI)
- 1994** — Merton Hanks FS (First Team SN, CPNW, USA, SI, FD, USA), Brent Jones TE (Second Team AP), Jerry Rice WR (First Team AP, PFWA, SN, CPNW, SI, FD, FI, USA), Deion Sanders CB (First Team AP, PFWA, CPNW, SN, SI, FD, FI, USA), *19 Steve Young QB (First Team AP, PFWA, SN, CPNW, SI, FD, FI, USA), Dana Stubblefield DT (First Team FI, USA), Ken Norton Jr. MLB (Honorable Mention AP), Steve Wallace T (Honorable Mention AP), Jesse Sapolu G (Honorable Mention AP), Bart Oates C (Honorable Mention AP), Tim McDonald SS (Second Team FD)
- 1995** — Merton Hanks FS (First Team AP, PFWA, SN, CPNW, FD, FI, USA, SI), Ken Norton Jr. LB (First Team AP, PFWA, CPNW, FD, FI), Eric Davis CB (First Team AP, PFWA, CPNW), Jerry Rice WR (First Team AP, PFWA, SN, CPNW, FD, FI, USA, SI), Brent Jones TE (Honorable Mention AP), Harris Barton T (Honorable Mention AP), Jesse Sapolu G (Honorable Mention AP), Tim McDonald SS (Second Team AP, CPNW, FD), Kirk Scrafford G (Honorable Mention AP), Bart Oates C (Honorable Mention AP), Steve Young QB (Second Team AP), Dana Stubblefield DT (First Team CPNW, FI), Bryant Young DT (Honorable Mention AP), Gary Plummer LB (Honorable Mention AP), Lee Woodall LB (Second Team CPNW, FD)
- 1996** — Jerry Rice WR (First Team AP, CPNW, PFWA, SN, FD, FI, USA), Jesse Sapolu C (Second Team CPNW), Roy Barker DE (Honorable Mention AP), Bryant Young DT (First Team AP, PFWA, SN, CPNW, FD, SI, FI, USA), Dana Stubblefield DT (Second Team CPNW), Ken Norton Jr. MLB (First Team SI), Marquez Pope CB (Honorable Mention AP), Merton Hanks FS (First Team AP, USA, CPNW), Tim McDonald SS (Honorable Mention AP), Jeff Wilkins K (Honorable Mention AP)
- 1997** — *20 Dana Stubblefield DT (First Team AP, SI, PFWA, PFW, FI, CPNW, SN, SI, FD), Merton Hanks FS (First Team CPNW, FD), Chris Doleman DE (Second Team CPNW), Bryant Young DT (Second Team CPNW), Steve Young QB (Second Team CPNW, FD), Kevin Gogan G (First Team FI)
- 1998** — Kevin Gogan G (First Team CPFW), Merton Hanks FS (First Team USA), Garrison Hearst RB (Second Team CPFW, FN), Terrell Owens WR (Second Team FN), Bryant Young DT (First Team SN), Steve Young QB (First Team SN)
- 1999** — Bryant Young DT (Second Team AP, CPFN, FD)
- 2000** — Terrell Owens WR (First Team AP), Ray Brown G (Second Team CPNW)
- 2001** — Terrell Owens WR (First Team AP, PFW, FD, CPNW, SN), Ray Brown G (Second Team AP, FD, CPNW), Scott Gragg T (Second Team FD), Bryant Young DT (First Team CPNW, Second Team AP, FD)

- 2002** — Fred Beasley FB (First Team SI, FD, Second Team AP), Derrick Deese T (First Team SI, Second Team FD), Jeremy Newberry C (First Team PFW), Terrell Owens WR (First Team AP, SI, PFW, FD, SN), Tony Parrish S (First Team SI, FD), Julian Peterson LB (First Team CPNW, Second Team AP, FD), Ron Stone G (First Team PFW, FD)
- 2003** — Fred Beasley FB (First Team FD, Second Team AP), Tony Parrish S (First Team PFW, Second Team AP), Julian Peterson LB (First Team AP, SI, PFW, FD, SN), Ron Stone G (Second Team FD)
- 2004** — None
- 2005** — None
- 2006** — *Frank Gore RB (Second Team AP, First Team USA, All–NFC PFWA), Walt Harris CB (All–NFC PFWA)
- 2007** — *Patrick Willis LB (First Team AP, SN, SI, PFWA, All–Rookie PFWA), Andy Lee P (First Team AP, PFWA), Michael Robinson RB (First Team SI – special teams)
- 2008** — Patrick Willis LB (Second Team AP)
- 2009** — *Patrick Willis LB (First Team AP, SN, SI, PFWA, PFW), Andy Lee P (Second Team AP)
- 2010** — Patrick Willis LB (First Team AP)
- 2011** — David Akers K (First Team AP, SI, DMN), NaVorro Bowman LB (First Team AP), Andy Lee P (First Team AP, SI, DMN, SN, PFW/PFWA), Carlos Rogers CB (Second Team AP), Justin Smith DT (First Team AP @ DT, Second Team AP @ DE, SI, DMN, PFW/PFWA), Joe Staley T (Second Team AP), Patrick Willis LB (First Team AP, SN, PFW/PFWA)
- 2012** — NaVorro Bowman LB (First Team AP), Ahmad Brooks LB (Second Team AP, SI), Anthony Davis T (SI), Dashon Goldson S (First Team AP, SI), Mike Iupati G (First Team AP, SI, PFW/PFWA), Andy Lee P (First Team AP, PFW/PFWA), Aldon Smith LB (First Team AP, PFW/PFWA), Justin Smith DT (Second Team AP @ DT and DE), Joe Staley T (Second Team AP), Patrick Willis LB (First Team AP, PFW/PFWA)
- 2013** — NaVorro Bowman LB (First Team AP), Ahmad Brooks LB (Second Team AP), Vernon Davis TE (Second Team AP), Justin Smith DT (Second Team AP), Joe Staley T (Second Team AP)
- 2014** — None
- 2015** — NaVorro Bowman LB (First Team AP)
- 2016** — None

- *1 (1952) McElhenny was named UPI “Rookie of the Year” and Sport Magazine’s “Player of the Year.”
- *2 (1957) Tittle was named UPI’s “Player of the Year.”
- *3 (1970) Brodie was named NFL “Player of the Year” and consensus NFL “Offensive Player of the Year.”
- *4 (1981) Dean was named NFLPA’s NFL “Defensive Lineman of the Year.”
- *5 (1981) Montana was named MVP of Super Bowl XVI.
- *6 (1982) Clark was named Sports Illustrated’s NFL “Player of the Year.”
- *7 (1984) Montana was named MVP of Super Bowl XIX.
- *8 (1986) Rice was named Sports Illustrated’s NFL “Player of the Year.” He was also named NFL “Offensive Player of the Year.”
- *9 (1987) Rice was named NFL “Player of the Year” and consensus NFL “Offensive Player of the Year.”
- *10 (1988) Craig was named UPI NFC “Offensive Player of the Year,” AP’s NFL “Offensive Player of the Year,” and Sports Illustrated’s NFL “Player of the Year.”
- *11 (1988) Rice was named MVP of Super Bowl XXIII.
- *12 (1988) Taylor was named NFLPA’s NFC “Special Teams Player of the Year.”
- *13 (1989) Montana was named MVP of Super Bowl XXIV, consensus NFL “Player of the Year,” and consensus NFL “Offensive Player of the Year.”
- *14 (1990) Haley was named UPI NFC “Defensive Player of the Year.”
- *15 (1990) Montana was named AP’s NFL MVP, and Male Athlete of the Year. He was also named “Sportsman of the Year” by Sports Illustrated.
- *16 (1990) Rice was named Sports Illustrated’s NFL “Player of the Year.”
- *17 (1992) Young was named NFL “Player of the Year” and consensus NFL “Offensive Player of the Year.”
- *18 (1993) Rice was AP’s “Offensive Player of the Year” and NEA’s “Offensive Player of the Year.”
- *19 (1994) Young was named NFL “Player of the Year.”
- *20 (1997) Stubblefield was NFL “Defensive Player of the Year.”
- *21 (2006) Gore was named PFWA’s “Most Improved Player.”
- *22 (2007) Willis was named AP’s and PFWA’s “Defensive Rookie of the Year.”
- *23 (2009) Willis was named “Linebacker of the Year” by the NFL Alumni.

AAFC – All–America Football Conference, AP – Associated Press, CBS – CBS–TV, CO – Coaches All Pro Team, CPNW – College and Pro Football Newsweekly, CPFN – College and Pro Football Weekly, DMN – Dallas Morning News, DN – Detroit News, DP – Detroit Press, FD – Football Digest, FI – NFL Films, FN – Football News, FW – Pro Football Weekly, HE – Hearst All–Pro, HF – Pro Football Hall of Fame, IN – International News Service, NA – The National, NEA – Newspaper Enterprise Association, NYN – New York News, PFD – Pro Football Digest, PFI – Pro Football Illustrated, PFW – Pro Football Weekly, PFWA – Pro Football Writers, SI – Sports Illustrated, SN – Sporting News, SP – Sport Magazine, UPI – United Press International, USA – USA Today

49ERS TRADE HISTORY

1950

HB Emil Sitko from LA Rams for HB Glenn Davis.

E Gordy Soltau from Cle. for 1951 No. 4 draft choice.

DB Howie Livingston from Was. for undisclosed considerations.

1952

HB J.R. Boone from Chi. for 1953 No. 6 draft choice.

1953

E Bob Van Doren from Cle. for 1954 No. 8 draft choice.

HB Fred Bruney from Cle. for 1954 No. 10 draft choice.

1954

HB John Henry Johnson from Pit. for HB Ed Pullerton.

HB John Williams from Was. for T Ray Collins.

QB Arnie Galiffa from NYG for DE Bob Van Doren.

1955

C Ed Beatty from LA Rams for HB Jim Cason, G Nick Feher, and 1956 No. 5 draft choice.

E Ted Vaught from Phi. for undisclosed future draft choice.

1956

T Bob Cross from LA Rams for 1957 No. 3 draft choice.

1957

HB Bill Stits from Det. for HB John Henry Johnson and a 1958 No. 7 draft choice.

LB Marv Matuszak from Pit. for QB Earl Morrall and G Mike Sandusky.

HB Val Joe Walker from Det. for 1958 No. 15 draft choice.

1960

LB Jerry Wilson from Phi. for G John Wittenborn.

1961 No. 1a draft choice (HB Jimmy Johnson) from Pit. for DB Dick Moegle.

1961 No. 1b draft choice (QB Billy Kilmer) from Bal. for TE Dee Mackey.

1961

G/LB Lou Cordileone from New York Giants for QB Y.A. Tittle.

1962

DB Elbert Kimbrough from LA Rams for DE Lou Cordileone.

C John Mellekus from Chi. for 1963 No. 4 draft choice.

HB Bobby Gaiters from NYG for E Aaron Thomas.

1963

1965 No. 1 draft choice (DB George Donnelly) from Cle. for Cleveland signing free agent G Ted Connolly.

LB Mike Dowdle from Dal. for HB Jim Ridlon.

T Roy Williams from Min. for 1965 No. 8 draft choice.

1964

C Frank Morze from Cle. for 1965 No. 6 draft choice.

1965

HB John David Crow from StL for HB Abe Woodson.

DE Dan LaRose from Bal. for 1966 No. 7 draft choice.

1967

1967 No. 1 draft choice (QB Steve Spurrier) from Atl. for FL Bernie Casey, G Jim Wilson, and T Jim Norton.

1968

LB Harold Hays from Dal. for 1969 No. 3 draft choice.

DE Kevin Hardy from NO Saints as compensation for Saints' signing E Dave Parks.

1968 No. 1 draft choice (TE Ted Kwalick) – see Dave Parks above.

WR Clifton McNeil from Cle. for 1969 No. 2 draft choice.

1969

G Randy Beisler from Phi. for QB George Mira.

DB Roosevelt Taylor from Chi. for G Howard Mudd.

KR Noland Smith from KC Chiefs for 1970 No. 3 draft choice.

1970

PK Bruce Gossett from LA Rams for HB Kermit Alexander and 1970 No. 2 draft choice.

1972

DE Rolf Krueger from StL for 1973 No. 2 draft choice and 1974 No. 3 draft choice.

1973

RB Randy Jackson from Buf. for DT Earl Edwards.

WR Danny Abramowicz from NO for 1974 No. 4 & 5 draft choices.

1974

TE Tom Mitchell from Bal. for returned Colts' 1975 No. 3 draft choice and 1976 No. 4 draft choice.

T Bob Penchion from Buf. for 1975 No. 7 draft choice.

WR Robert West from KC for 1975 No. 6 draft choice.

QB Norm Snead from NYG for 1975 No. 3 draft choice and 1976 No. 4 draft choice.

1976 No. 1 draft choice (choice traded to Patriots for QB Jim Plunkett) from Hou. for RB Vic Washington.

1975

WR Bob Hayes from Dal. for 1976 No. 3 draft choice.

LB Dave Washington from Buf. for 1977 No. 5 draft choice.

CB Nate Allen from KC for G Randy Beiser and Saints 1976 No. 3 choice.

1976

WR Willie McGee and LB Bruce Elia from TB for QB Steve Spurrier.

QB Jim Plunkett from NE for QB Tom Owens, 1976 & '77 No. 1 choices, 1976 Houston's No. 1 choice, and 1977 No. 1 choice.

G Steve Lawson from Min. for DB Windlan Hall.

QB Marty Domres from Bal. for 1978 No. 5 draft choice.

TE Jim Obradovich from NYG for 1977 No. 8 draft choice.

WR Jim Lash from Min. for RB Sammy Johnson.

1977

LB Ed Bradley from Sea. for DT Bill Sandifer.

DT Ed Galigher from NYJ for 1977 No. 3 draft choice.

TE Paul Seal from NO for G John Watson.

1978

RB O.J. Simpson from Buf. for 1979 No. 1 draft choice, 1978 & '79 No. 2 draft choices, 1978 No. 3 draft choice, and 1979 No. 4 draft choice.

WR Larry Jones from Was. for TE Tom Mitchell and 1978 No. 8 draft choice.

WR Freddie Solomon and S Vern Robertson from Mia. for RB Delvin Williams.

FB Greg Boykin from NO for DB Ralph McGill.

LB Joe Harris from Was. for 1978 Vikings No. 6 draft choice.

G Steve Knutson from GB for 1979 No. 8 draft choice.

S Chuck Crist from NO for LB Skip Vanderbundt.

S Bob Jury and 1979 Cowboys No. 3 draft choice (QB Joe Montana) from Sea. for 1979 No. 3 draft choice.

1979

CB Melvin Morgan from Cin. for 1980 No. 7 draft choice.

RB Mike Hogan from Phi. for 1981 No. 7 draft choice.

S Tim Gray from KC for 1980 No. 9 draft choice.

S Tony Dungy from Pit. for 1980 No. 10 draft choice.

CB Charles Cornelius from Mia. for 1980 No. 11 draft choice.

RB Lenvil Elliott from Cin. for the first right to waived players.

1980

DB Scott Perry from Cin. for 1981 No. 9 draft choice.

DB Ray Rhodes and WR Jimmy Robinson from NYG for S Tony Dungy and FB Mike Hogan.

TE Charle Young from LA Rams for 1980 No. 3 draft choice and 1983 unconditional No. 4 draft choice.

LB Thomas Henderson from Dal. for 1981 No. 4 draft choice.

DT Jim Krahl from Bal. for 1981 No. 10 draft choice.

1981

QB Guy Benjamin from NO for 1982 No. 6 draft choice.

G/T Dan Audick from SD for 1982 No. 3 draft choice.

FB Johnny Davis from TB for RB/WR James Owens.

RB Amos Lawrence from SD for 1984 No. 4 draft choice.

DE Fred Dean from SD 1983 No. 2 draft choice and option to exchange 1983 No. 1 draft choices.

49ERS TRADE HISTORY

(CONT.)

1982

TE Russ Francis from NE for 1982 No. 1 & No. 4 draft choices.

LB Bob Horn from SD for 1983 No. 8 draft choice.

T Lindsey Mason from LA Raiders for 1983 Raiders No. 5 draft choice acquired for DE Cedrick Hardman in 1980.

1983

RB Wendell Tyler from LA Rams for 1983 No. 2 draft choice and 1983 Broncos No. 4 draft choice.

QB Matt Cavanaugh from NE for 1984 No. 7 draft choice.

P Tom Orosz from Mia. for 1984 Bears No. 12 draft choice.

1984

DT Louie Kelcher from SD for 1984 No. 8 and No. 12 draft choices and 1985 conditional No. 9 draft choice.

DT Manu Tuiasosopo from Sea. for 1984 Buccaneers No. 4 draft choice and 1985 No. 10 49ers' draft choice.

CB Mario Clark from Buf. for 1985 No. 4 draft choice.

DT Gary Johnson from SD for 1986 No. 5 and No. 11 draft choices.

1985

1985 No. 1 draft choice (WR Jerry Rice) from NE for 1985 No. 1, 2, and 3 draft choices.

LB Fulton Kuykendall from Atl. for DE/DT Lawrence Pillers.

C Jim Leonard from TB for 1986 No. 12 draft choice.

CB Tory Nixon from Was. for 1986 No. 6 draft choice.

1986

QB Jeff Kemp from LA Rams for 1986 Lions No. 3 draft choice.

RB Joe Cribbs from Buf. for 1987 No. 3 and 1988 No. 5 draft choices.

1986 No. 2 draft choice (DE Larry Roberts) from Det. for 1986 Bills No. 2 draft choice.

1986 No. 3a draft choice (FB Tom Rathman) from Buf. for 1986 Cowboys No. 1 draft choice and 1986 49ers No. 10 draft choice.

1986 No. 3b draft choice (CB Tim McKyer) from Phi. for QB Matt Cavanaugh.

1986 No. 4a draft choice (LB Charles Haley) from Cle. for 1986 Lions No. 3a draft choice.

1986 No. 4b draft choice (T Steve Wallace) from Was. for 1986 Lions No. 3b draft choice.

1986 No. 6 draft choice (FS Don Griffin) from NYJ for T Billy Shields.

1987

LB Keith Browner from TB for 1988 No. 6 draft choice.

QB Steve Young from TB for 1987 No. 2 and 4 draft choices.

1988

WR Wes Chandler from NO for C Fred Quillan.

1991

LB Tim Harris from GB for 1992 No. 2 draft choice and 1993 No. 2 draft choice.

1992

1993 No. 2 draft choice and 1994 No. 3 draft choice from Dal. for DE Charles Haley.

1993

1993 No. 1 draft choice from KC for QB Joe Montana and S David Whitmore.

1993 No. 1 draft choice (DE Dana Stubblefield) from NO for 1993 Chiefs No. 1 draft choice.

1994 No. 1 draft choice (choice trade to Rams for 1994 Falcons No. 1 draft choice) from SD for 1993 Raiders' No. 2 draft choice.

1994

1994 No. 1a draft choice (DT Bryant Young) from Atl. via Ind. and LA Rams for 1994 Chargers No. 1 draft choice, 1994 49ers No. 2 draft choice and 1994 Eagles No. 3 draft choice.

1994 No. 1b draft choice (FB William Floyd) from Dal. for 1994 No. 1 and 7 draft choices.

1995

1995 No. 1 draft choice (WR J.J. Stokes) from Atl. via Cle. for 1995 No. 1 and No. 3 draft choices, 1995 Chiefs No. 4 draft choice and 1996 No. 1 draft choice.

CB Marquez Pope from StL for 1995 No. 2 draft choice.

1996

RB Terry Kirby from Mia. for 1997 No. 4 draft choice.

1998

LB Anthony Peterson from Chi. for 1998 No. 7 draft choice.

T Jamie Brown from Den. for 1999 No. 2 draft choice.

1998 No. 7 draft choice (WR Ryan Thelwell) from Pit. via Atl. for 1999 No. 6 draft choice.

1999

DE Roy Barker and TE Irv Smith to Cle. for past considerations.

QB Ty Detmer and 1999 No. 4 draft pick to Cle. for 1999 No. 4 and No. 5 draft picks.

G Kevin Gogan to Mia. for 1999 No. 5 draft pick.

QB Jim Druckenmiller to Mia. for 2000 No. 7 and 2001 No. 7.

CB Craig Newsome from GB for 2000 No. 5 draft choice.

1999 No. 1 draft choice (DT Reggie McGrew) from Mia. for 1999 No. 1 and No. 5 draft choices.

1999 No. 4a draft choice (CB Anthony Parker) from Cle. for FB Marc Edwards.

1999 No. 4b draft choice (CB Pierson Prioleau) and No. 6 draft choice (WR Tai Streets) from Ind. for 1999 No. 4 draft choice.

2000

2000 No. 1 draft choice (3) to Was. for two 2000 No. 1 draft choices (12) and (24) (Ahmed Plummer) and No. 4 draft choice.

2000 No. 1 draft choice (12) to NYJ for 2000 No. 1 (16) (Julian Peterson) and No. 2 (48) (Jason Webster) draft choices.

2000 No. 3 draft choice (Jeff Ulbrich) from Sea. for 2000 No. 4 and No. 7 draft choices.

2000 No. 4 draft choice (98) to GB for 2000 No. 4 (108) (John Keith) and No. 5 (132) draft choices.

2000 No. 5 draft choice (John Miley) from Chi. for 2000 No. 6 and No. 7 draft choices.

2000 No. 7 draft choice (Tim Rattay) from NE for 2001 No. 6 draft choice.

CB R.W. McQuarters to Chi. for 2001 conditional draft pick.

2001

2001 No. 1 (9), No. 3 (82) and No. 7 (222) draft choices to Sea. for No. 1 (7) (Andre Carter) and No. 6 (191) (Menson Holloway).

2001 No. 2 2001 (41), No. 3 (71) and No. 4 (105) draft choices to GB for 2001 No. 2 (47) (Jamie Winborn), No. 3 (80 & 82) (Kevan Barlow), No. 6 (179) (Rashad Holman) and No. 7 (222) draft choices.

2002

2002 No. 2 (61) draft choice to Buf. for 2002 No. 3 (69) (Saleem Rasheed) and No. 4 (102) draft choices (Jeff Chandler).

QB Cade McNown from Mia. for 2003 No. 7 conditional draft choice.

2004

WR Terrell Owens to Bal. for 2004 No. 2 (51) draft choice.

2004 No. 2 (51) draft choice to Bal. for DT Brandon Whiting (via Philadelphia).

2004 No. 1 (16) draft choice to Phi. for 2004 No. 1 (28) and No. 2 (58) draft choices (Shawntae Spencer).

2004 No. 1 (28) draft choice to Car. for 2004 No. 1 (31) (Rashaun Woods) and No. 4 (127) draft choices (Richard Seigler).

2004 No. 4 (112) and No. 5 (147) draft choices to Chi. for 2004 No. 4 (104) draft choice (Isaac Sopoaga).

2004 No. 6 (179) draft choice to GB for 2004 No. 6 (188) (Andy Lee) and No. 7 (226) draft choices (Christian Ferrara).

2005

2005 No. 4 (102) and No. 6 draft choices (175) to Phi. for 2005 No. 3 draft choice (94) (Adam Snyder).

LB John Engelberger to Den. for CB Willie Middlebrooks.

LB Jamie Winborn to Jac. for 2006 No. 7 (236) draft choice.

QB Tim Rattay to TB for 2006 No. 6 (192) draft choice.

2006

WR Brandon Lloyd to Was. for 2006 No. 3 (84) draft choice.

WR Rashaun Woods to SD for CB Sammy Davis.

2006 No. 2 (37) and No. 3 (68) draft choices to Den. in exchange for No. 1 (22) (Manny Lawson) draft choice from Den.

2006 No. 7 (213 & 236) to Jax. for No. 6 (197) draft choice (Melvin Oliver).

QB Ken Dorsey and a 2007 No. 7 (213) draft choice to Cle. for QB Trent Dilfer.

QB Cody Pickett to Hou. for a 2007 conditional draft choice.

CB Mike Rumph to Was. for WR Taylor Jacobs.

RB Kevan Barlow to NYJ for 2007 No. 4 (124) draft choice.

49ERS TRADE HISTORY

(CONT.)

2007

2007 No. 4 (110) and 2008 No. 1 draft choices to NE in exchange for No. 1 (28) draft choice (Joe Staley).

2007 No. 4 (124) draft choice to Sea. in exchange for WR Darrell Jackson.

2007 No. 2 (42) and No. 4 (126) draft choices to Ind. in exchange for 2008 No. 1 draft choice.

2009

2009 No. 2 (43) and 2009 No. 4 (111) draft choices to Car. in exchange for 2010 No. 1 draft choice.

2010

QB Shaun Hill to Det. in exchange for 2011 No. 7 draft choice.

2010 No. 5 (145) draft choice to Mia. in exchange for WR Ted Ginn Jr.

2010 No. 1 (13) and 2010 No. 4 (113) draft choices to Den. in exchange for 2010 No. 1 (11) draft choice (Anthony Davis).

2010 No. 3 (79) draft choice to SD in exchange for 2010 No. 3 (91st) (Navorro Bowman), 2010 No. 6 (173) (Anthony Dixon) and 2011 No. 4 draft choice.

WR Isaac Bruce to StL.

DT Kentwan Balmer to Sea. in exchange for 2011 No. 6 draft choice.

2011

2011 No. 2 (45), No. 4 (108) and No. 5 (141) draft choices to Den. in exchange for 2011 No. 2 (36) draft choice (Colin Kaepernick).

2011 No. 3 (76) to Jax. in exchange for 2011 No. 3 (80) (Chris Culliver) and 2011 No. 6 (182) (Ronald Johnson).

2011 No. 6 (174) and 2011 No. 7 (231) to GB in exchange for 2011 No. 5 (163) draft choice (Daniel Kilgore).

S Taylor Mays to Cin. in exchange for an undisclosed draft choice.

2012

2012 No. 3 (92) to Ind. in exchange for 2012 No. 4 (97) draft choice and 2013 No. 5 draft choice.

2012 No. 4 (97) to Mia. in exchange for 2012 No. 4 (103) draft choice and 2012 No. 6 (196, from NO) draft choice and Dolphins 2013 No. 6 draft choice.

2012 No. 4 (103) to Car. in exchange for 2012 No. 6 (180) draft choice (Trenton Robinson) and Panther 2013 No. 3 draft choice.

2012 No. 4 (125) draft choice and 2012 No. 6 (196, from NO via Mia.) in exchange for 2012 No. 4 (117) draft choice (Joe Looney).

S Colin Jones to Car. in exchange for an undisclosed draft choice.

2013

QB Alex Smith to KC in exchange for 2013 No. 2 (34) draft choice and a conditional draft choice in 2014.

2013 No. 6 (199) draft choice to Bal. in exchange for WR Anquan Boldin.

2013 No. 5 (164) draft choice and 2013 No. 7 (227, from Cin.) to Cle. in exchange for QB Colt McCoy and 2013 No. 6 (173) draft choice.

2013 No. 1 (31) and No. 3 (74) draft choices to Dal. in exchange for 2013 No. 1 (18) (Eric Reid).

2013 No. 2 (34) draft choice to Ten. in exchange for 2013 No. 2 (40) (Cornelius "Tank" Carradine), 2013 No. 7 (216) draft choices and 2014 No. 3 (77) (Chris Borland) draft choice.

2013 No. 2 (61) and No. 6 (173) draft choices to GB in exchange for 2013 No. 2 (55) (Vance McDonald).

2013 No. 3 (93) and No. 6 (216) draft choices to GB in exchange for 2013 No. 3 (88) (Corey Lemonier).

WR A.J. Jenkins to KC in exchange for WR Jon Baldwin.

LB Parys Haralson to NO in exchange for an undisclosed draft choice.

LB Cam Johnson to Ind. in exchange for an undisclosed draft choice.

2014

An undisclosed draft pick to Jax in exchange for QB Blaine Gabbert.

An undisclosed draft pick to Mia. in exchange for T Jonathan Martin.

An undisclosed draft pick to Buf. in exchange for WR Stevie Johnson.

2014 No. 2 (56, from KC) draft choice and 2014 No. 7 (242, from NO) to Den. in exchange for 2014 No. 2 (63), No. 5 (171) and 2015 No. 4 (126) (Mike Davis) draft choice.

2014 No. 2 (63, from Den.) draft choice and 2014 No. 5 (171, from Den.) to Mia. in exchange for 2014 No. 2 (57) (Carlos Hyde) draft choice.

2014 No. 2 (61) draft choice to Jax in exchange for 2014 No. 3 (70) (Marcus Martin) and No. 5 (150) (Aaron Lynch) draft choice.

2014 No. 3 (94) draft choice to Cle. in exchange for 2014 No. 4 (106) (Bruce Ellington) and No. 6 (180) (Kenneth Acker) draft choices.

2015

2015 No. 1 (15) draft choice to SD in exchange for 2015 No. 1 (17) (Arik Armstead), No. 4 (117) (Blake Bell) and 2016 No. 5 draft choice.

2015 No. 5 (151) draft choice to Ind. in exchange for 2015 No. 5 (165) (Bradley Pinion) and No. 7 (244) draft choice.

2015 No. 7 (246, from Ind.) draft choice to Dal. in exchange for 2016 No. 6 (178) draft choice.

P Andy Lee to Cle. in exchange for an undisclosed 2017 draft choice.

TE Asante Cleveland to NE in exchange for OL Jordan Devvey.

TE Derek Carrier to Was. in exchange for an undisclosed 2017 draft choice.

An undisclosed 2017 draft choice to Bal. in exchange for C Nick Easton.

C Nick Easton and an undisclosed 2016 draft choice to Min. in exchange for LB Gerald Hodges.

TE Vernon Davis to Den. in exchange for undisclosed compensation.

2016

2016 No. 2 (37), No. 4 (105) and No. 6 (176) draft choices to KC in exchange for 2016 No. 1 (28) (Joshua Garnett) and 2016 No. 7 (117) (Prince Charles Iworah) draft choices.

CB Kenneth Acker to KC in exchange for an undisclosed draft choice.

G Brandon Thomas to Det. in exchange for WR Jeremy Kerley.

Undisclosed draft choice to KC in exchange for WR Rod Streater and an undisclosed draft pick.

2017

2017 No. 6 (186) to Bal. in exchange for OL Jeremy Zuttah and 2017 No. 6 (198).

2017 No. 1 (2) to Chi. in exchange for 2017 No. 1 (3) (Solomon Thomas), No. 3 (67), No. 4 (111) and 2018 No. 3.

2018 No. 4 to Den. in exchange for RB Kapri Bibbs and 2017 No. 5 (177) (Trent Taylor).

2017 No. 2 (34) and No. 4 (111, from Chi.) to Sea. in exchange for 2017 No. 1 (31) (Reuben Foster).

2017 No. 3 (67, from Chi.) to NO in exchange for 2017 No. 7 (229) (Adrian Colbert) and 2018 No. 2.

2017 No. 4 (109) and No. 7 (219, from Cle.) to Min. in exchange for 2017 No. 3 (104) (C.J. Beathard).

2017 No. 4 (143) and No. 5 (161, from Was.) to Ind. in exchange for 2017 No. 4 (121) (Joe Williams).

ALL-TIME ALPHABETICAL ROSTER

Last	First	Position	College	Years	Jersey #
A					
Abramowicz	Danny	WR	Xavier	1973–74	46
Acker	Kenneth	CB	SMU	2014–15	20, 24
Adams	Anthony	DT	Penn State	2003–06	91
Adams	Mike	S	Delaware	2004–06	20
Adams	Phillip	CB	South Carolina St.	2010	35
Ahanotu	Chidi	DE	California	2003	72
Akers	David	K	Louisville	2011–12	2
Albert	Frank	QB	Stanford	1946–52	13, 63
Aldridge	Ben	HB	Oklahoma State	1952	38
Aldridge	Jerry	RB	Angelo State	1980	47
Alexander	Kermit	HB/DB	UCLA	1963–69	39
Allen	Josh	OL	Louisiana–Monroe	2016	62
Allen	Nate	CB	Texas Southern	1975	27
Allen	Larry	G	Sonoma State	2006–07	71
Amey	Otis	WR	Sacramento State	2005	18
Anderson	Busta	TE	South Carolina	2015	48
Anderson	Dres	WR	Utah	2015	17
Anderson	Gary	K	Syracuse	1997	1
Anderson	Marques	S	UCLA	2005	25
Anderson	Terry	WR	Bethune–Cookman	1980	20
Anderson	Tim	S	Ohio State	1975	26
Andrus	Shane	K	Murray State	2009, '10	9
Anelli	Mark	TE	Wisconsin	2002–03	85
Anthony	Cornelius	LB	Texas A&M	2002–03	57
Arenas	Joe	HB	Omaha	1951–57	22, 82
Armour	Justin	WR	Stanford	1997 (P)	82
Armstead	Arik	DL	Oregon	2015–*	91
Armstrong	Ray–Ray	LB	Miami (Fla.)	2015–*	54
Asmus	Jim	P	Hawaii	1987	9
Asomugha	Nnamdi	CB	California	2013	28
Atkins	Baraka	DT	Miami	2009	76
Atkins	Bill	HB	Auburn	1958–59	29
Atkins	Dave	RB	UTEP	1973	28
Atkins	James	DT	Virginia Union	2004	75
Audick	Dan	T/G	Hawaii	1981–82	61
Ayers	John	G	West Texas State	1976–86	68

B					
Baas	David	G	Michigan	2005–10	64
Babb	Gene	FB	Austin	1957–58	32
Babcock	Harry	E	Georgia	1953–55	88
Bahnsen	Ken	FB	North Texas State	1953	27
Bahr	Matt	K	Penn State	1981	10
Bajema	Billy	TE	Oklahoma State	2005–08	47
Baker	Dave	DB	Oklahoma	1959–61	25
Baker	Jason	P	Iowa	2001–02	7
Baker	Wayne	DT	BYU	1975	78
Bakhtiari	Eric	LB	San Diego	2012	96
Balatti	Ed	E	Oakland High (Calif.)	1946–48	57
Baldassin	Mike	LB	Washington	1977–78	41, 52
Baldassin	Mike	LB	Washington	1977–78	41, 52
Balducci	Alex	OL	Oregon	2016	75
Baldwin	Jon	WR	Pittsburgh	2013	84
Baldwin	Randy	RB	Mississippi	1995	21
Ball	Marcus	S	Memphis	2016	46
Balmer	Kentwan	DE	North Carolina	2008–09	96
Banaszek	Cas	T	Northwestern	1967–77	79
Banducci	Bruno	G	Stanford	1946–54	33, 63
Banta–Cain	Tully	LB	California	2007–08	95
Barber	Mike	WR	Marshall	1989	86
Barker	Roy	DE	North Carolina	1996–98	92
Barlow	Kevan	RB	Pittsburgh	2001–05	32
Barnes	Larry	FB	Colorado State	1957	35
Barnes	Pat	QB	California	1999	10
Barnett	Oliver	DL	Kentucky	1995	72, 77
Barrett	Jean	T	Tulsa	1973–80	77
Bartolo	Steve	RB	Colorado State	1988	41

Last	First	Position	College	Years	Jersey #
Barton	Harris	T	North Carolina	1987–98	79
Barton	Kirk	T	Ohio State	2008	77
Bassi	Dick	G	Santa Clara	1946–47	35, 36
Battle	Arnaz	WR	Notre Dame	2003–09	83
Beach	Sanjay	WR	Colorado State	1991, 93	83, 86
Beadles	Zane	G	Utah	2016–*	68
Beals	Alyn	E	Santa Clara	1946–51	53
Beard	Ed	LB	Tennessee	1965–72	50
Beasley	Fred	FB	Auburn	1998–05	40
Beasley	Terry	WR	Auburn	1972, 74–75	83, 88
Beatty	Ed	C	Mississippi	1955–56	54
Beeson	Terry	LB	Kansas	1982	63
Beisler	Randy	G/T	Indiana	1969–74	65
Belk	Bill	DE	Maryland State	1968–74	72
Bell	Blake	TE	Oklahoma	2015–*	84
Bell	Shonn	TE	Clinch Valley	1999	82
Bellore	Nick	LB	Central Michigan	2015–16	50
Belser	Ceaser	LB	Arkansas AM&N	1974	50
Bender	Jacob	T	Nicholls State	2008	77
Benefield	Daved	LB	Cal State Northridge	1996	99
Benjamin	Guy	QB	Stanford	1981–83	7
Bentz	Roman	T	Tulane	1948	46
Berry	Rex	DB	BYU	1951–56	23, 83
Bethea	Antoine	S	Howard	2014–16	41
Bethel–Thompson	McLeod	QB	Sacramento State	2013	5
Bettiga	Mike	WR	Humboldt State	1973	80
Beverly	Ed	WR	Arizona State	1973	81
Bishop	Desmond	LB	California	2014	44
Black	Stan	DB	Mississippi State	1977	26
Blackmore	Richard	CB	Mississippi State	1983	44
Blades	Al	S	Miami (Fla.)	2001	45
Blair	Ronald	DL	Appalachian State	2016–*	98
Blevins	Tony	S	Kansas	1998	22
Blount	Ed	QB	Washington State	1987	10
Blue	Forrest	C	Auburn	1968–74	75
Bly	Dre'	CB	North Carolina	2009	31
Board	Dwaine	DE	North Carolina A&T	1979–88	76
Boatswain	Harry	T	New Haven	1991–94	65
Bogan	Dontavia	WR	South Florida	2011	9
Boldin	Anquan	WR	Florida State	2013–15	81
Bollinger	Brian	G	North Carolina	1992–94	71, 77
Bonham	Shane	DT	Tennessee	1998–99	78
Bono	Steve	QB	UCLA	1989–93	13
Boone	Alex	G/T	Ohio State	2010–15	75
Boone	J.R.	HB	Tulsa	1952	24
Borland	Chris	LB	Wisconsin	2014	50
Bosley	Bruce	C/G	West Virginia	1956–68	77
Bouza	Matt	WR	California	1981	81
Bowles	Todd	S	Temple	1991	22
Bowman	NaVorro	LB	Penn State	2010–*	53
Boyd	Elmo	WR	Eastern Kentucky	1978	84
Boyd	Greg	DE	San Diego State	1984	98
Boyett	Lon	TE	Cal State Northridge	1978	82
Boykin	Greg	FB	Northwestern	1978	33
Bradford	Carl	LB	Arizona State	2016	45
Bradley	Ed	LB	Wake Forest	1977–78	54
Bragonier	Dennis	S	Stanford	1974	27
Brandes	John	TE	Cameron	1993	85
Brandon	Michael	DE	Florida	1995–96	78
Bregel	Jeff	G	USC	1987–89	65
Brien	Doug	K	California	1994–95	4
Briggs	Diyral	LB	Bowling Green	2009, '10	50
Bristor	John	S	Waynesburg	1979	29
Britt	Charlie	HB	Georgia	1964	16
Brock	Clyde	T	Utah State	1963	75
Brock	Tramaine	CB	Belhaven	2010–16	26
Brockhaus	Jeff	K	Missouri	1987	5
Brodie	John	QB	Stanford	1957–73	12
Brohm	Jeff	QB	Louisville	1996–97	11

Last	First	Position	College	Years	Jersey #
Bronson	Zack	S	McNeese State	1997–03	31
Brooks	Ahmad	LB	Virginia	2008–*	55
Brooks	Chet	DB	Texas A&M	1988–90	31
Brown	Dennis	DE	Washington	1990–96	96
Brown	Gary	T	Georgia Tech	1998	61
Brown	Hardy	LB	Tulsa	1951–55	33, 73
Brown	Jamie	T	Florida A&M	1998	72
Brown	Pete	C	Georgia Tech	1953–54	56
Brown	Ray	RB	South Carolina	1987	22
Brown	Ray	G	Arkansas State	1996–01	65
Brown	Tarell	CB	Texas	2007–13	25
Brown	Tony	DT	Memphis	2004–05	92
Brown	Trent	OL	Florida	2015–*	77
Browner	Keith	LB	USC	1987	59
Bruce	Arland	WR/KR	Minnesota	2003	19
Bruce	Gail	E	Washington	1948–51	54, 88
Bruce	Isaac	WR	Memphis	2008–09	88
Bruer	Bob	TE	Mankato State	1979–80	82
Brumfield	Jackson	E	Southern Mississippi	1954	80, 86
Brune	Fred	HB	Ohio State	1953, 1956	45
Bryant	Antonio	WR	Pittsburgh	2006	81
Bryant	Bob	T	Texas Tech	1946–49	42
Bryant	Junior	DT	Notre Dame	1995–02	90
Buckey	Jeff	T	Stanford	1999	71
Buckley	Curtis	S	East Texas State	1996–98	28
Buckner	Brentson	DT	Clemson	1998–00	99
Buckner	DeForest	DL	Oregon	2016–*	99
Bull	Scott	QB	Arkansas	1976–78	19
Bungarda	Ken	T	Missouri	1980	64, 72
Bunz	Dan	LB	Long Beach State	1978–84	57
Burbridge	Aaron	WR	Michigan State	2016–*	13
Burke	Don	LB	USC	1950–54	32, 38, 66, 68, 73
Burke	Vern	E	Oregon State	1965	84
Burns	Mike	DB	USC	1977	28
Burt	Jim	NT	Miami (Fla.)	1989–91	64
Bush	Reggie	RB	USC	2015	23
Bush	Steve	TE	Arizona State	2004–05	44
Butler	John	S	Principia	1987	26
Byham	Nate	TE	Pittsburgh	2010–11	82

C

Cadet	Travaris	RB	Appalachian State	2015	32
Caldwell	Mike	WR	California	1995–96	13, 17, 81
Caldwell	Ravin	LB	Arkansas	1993 (P)	54
Calhoun	Mike	DT	Notre Dame	1980	60
Caliguire	Dean	C	Pittsburgh	1991	64
Calvelli	Tony	C	Stanford	1949	31
Campbell	Carter	LB	Weber State	1970	51
Campbell	Marion	T	Georgia	1954–55	76
Campora	Don	T	Pacific	1950, 1952	41, 76
Canley	Sheldon	RB	San Jose State	1991–92	20
Carapella	Al	T	Miami (Fla.)	1951–55	45, 75
Carmazzi	Giovanni	QB	Hofstra	2000–01	19
Carolan	Brett	TE	Washington State	1994–95	86
Carpenter	Dwaine	S	North Carolina A&T	2003–05	35
Carpenter	John	T	Michigan	1949	40
Carr	David	QB	Fresno State	2010	5
Carr	Earl	RB	Florida	1978	31
Carr	Eddie	HB	Olney High (Pa.)	1947–49	85
Carr	Paul	LB	Houston	1955–58	57
Carradine	Tank	DT	Florida State	2013–*	95
Carrier	Derek	TE	Beloit	2013–14	46
Carswell	Brandon	WR	USC	2013	84
Carter	Andre	DE	California	2001–05	96
Carter	Dexter	RB	Florida State	1990–94, 95–96	35
Carter	Michael	NT	SMU	1984–92	95
Casanega	Ken	HB	Santa Clara	1946, 1948	83
Casey	Bernie	E	Bowling Green	1961–66	30
Cason	Jim	DB	LSU	1948–52, '54	43, 93
Cassara	Frank	FB	St. Mary's	1954	32
Cathcart	Sam	HB	Santa Barbara State	1949–50, '52	28, 83, 86

Last	First	Position	College	Years	Jersey #
Cathcart	Royal	HB	Santa Barbara State	1950	94
Cavanaugh	Matt	QB	Pittsburgh	1983–85	6
Celek	Garrett	TE	Michigan State	2012–*	81, 88
Ceresino	Goody	LB	Stanford	1979	58
Cerne	Joe	C	Northwestern	1965–67	56
Chandler	Jeff	K	Florida	2002–03	3
Chandler	Wes	WR	Florida	1988	81
Chapple	Jack	LB	Stanford	1965	58
Cherry	Tony	RB	Oregon	1986–87	23
Childs	Jason	T	North Dakota	1993	76
Choma	John	G/C	Virginia	1981–83	60, 78
Churchman	Ricky	S	Texas	1980–81	33
Clark	Bryan	QB	Michigan State	1982–83	15
Clark	Don	G	USC	1948–49	31
Clark	Dwight	WR	Clemson	1979–87	87
Clark	Greg	TE	Stanford	1997–01	85
Clark	Mario	CB	Oregon	1984	29
Clark	Mike	DE	Florida	1982	90
Clark	Monte	T	USC	1959–61	63
Claybrooks	DeVone	DT	East Carolina	2003	93
Clayton	Thomas	RB	Kansas State	2008–*	33
Clement	Anthony	T	Louisiana–Lafayette	2005	67
Clements	Nate	CB	Ohio State	2007–10	22
Cleveland	Asante	TE	Miami (Fla.)	2014	45
Cline	Tony	DE	Miami (Fla.)	1976–77	82
Cline	Tony	TE	Stanford	1999	84
Cloherly	Colin	TE	Brown	20010	83
Cochran	Mark	T	Baylor	1987	66, 76
Coffee	Glen	RB	Alabama	2009	29
Cofer	Mike	K	North Carolina State	1988–93	6
Cohen	Joe	DT	Florida	2007	67
Colchico	Dan	E	San Jose State	1960–67	86
Collett	Elmer	G	San Francisco State	1967–72	66
Collie	Bruce	T/G	Texas–Arlington	1985–89, '92	69
Collier	Floyd	T	San Jose State	1948	48
Collier	Tim	CB	East Texas State	1982–84	47
Collins	Glen	DE	Mississippi State	1987	79
Collins	Greg	LB	Notre Dame	1975	55
Collins	Ray	T	LSU	1950–52	43, 72
Comeaux	Darren	LB	Arizona State	1987	56, 59
Conklin	Cary	QB	Washington	1995	6
Conlee	Gerry	C	St. Mary's	1946–47	22
Connell	Mike	P	Cincinnati	1978	10
Conner	Clyde	E	Pacific	1956–63	86, 88
Connolly	Ted	G	Santa Clara–Tulsa	1954, 56–62	64, 65
Conway	Curtis	WR	USC	2004	89
Cook	Chris	CB	Virginia	2014	22
Cook	Toi	DB	Stanford	1994	41
Cooke	Bill	DE	UMass (Amherst)	1976	76
Cooper	Adrian	TE	Oklahoma	1996	49
Cooper	Bill	FB	Muskingum	1961–64	34, 35
Cooper	Chris	DT	Nebraska–Omaha	2004–05	93
Cooper	Deke	S	Notre Dame	2006	35
Cooper	Earl	FB/TE	Rice	1980–85	49, 89
Cooper	George	LB	Michigan State	1987	52
Cooper	Josh	DE	Mississippi	2004–05	76
Cordileone	Lou	G–LB	Clemson	1961	74
Cornelius	Charles	DB	Bethune–Cookman	1979–80	28
Cortez	Jose	K	Oregon State	2001–02, '05	1, 6
Costa	Dave	T/G	Wisconsin	2001	76
Costanzo	Blake	LB	Lafayette	2011	51
Courtney	Matt	S	Idaho State	1987	45
Cousineau	Tom	LB	Ohio State	1986–87	57, 59
Cowlings	Al	DE	USC	1979	79
Cox	Greg	S	San Jose State	1988, 90–91	38
Cox	James	G	Stanford	1948	32
Cox	Perrish	CB	Oklahoma State	2012–14	20
Crabtree	Michael	WR	Texas Tech	2009–14	15
Craig	Roger	RB	Nebraska	1983–90	33
Crawford	Derrick	WR	Memphis State	1986	83
Crecion	Gabe	TE	UCLA	2004	47
Cribbs	Joe	RB	Auburn	1986–87	28

Last	First	Position	College	Years	Jersey #
Crist	Chuck	DB	Penn State	1978	24
Cromartie	Marcus	CB	Wisconsin	2014–16	47, 20
Cross	Bob	T	Kilgore J.C.	1956–57	78
Cross	Randy	G/C	UCLA	1976–88	51, 62
Crow	John David	HB	Texas A&M	1965–68	44
Crowe	Paul	HB	St. Mary's	1948	92
Crowell	Otis	T	Hardin–Simmons	1947	45
Cullity	Dave	T	Utah	1989	68
Culliver	Chris	CB	South Carolina	2011–14	29
Cundiff	Billy	K	Drake	2012	6
Cunningham	Doug	RB	Mississippi	1967–73	42
Cunningham	Jermaine	LB	Florida	2013	50
Curtis	Kevin	S	Texas Tech	2002	30

Last	First	Position	College	Years	Jersey #
Draughn	Shaun	RB	North Carolina	2015–16	24
Dray	Jim	TE	Stanford	2016	49
Dressel	Chris	TE	Stanford	1987, 92	47, 88
Druckenmiller	Jim	QB	Virginia Tech	1997–98	14
DuBose	Doug	RB	Nebraska	1987–88	25
Duckett	Damane	DT, T	East Carolina	2006–08	63, 95
Dugan	Fred	E	Dayton	1958–59	87
Duncan	Maury	QB	San Francisco State	1954–55	12
Dungy	Tony	DB	Minnesota	1979	27
Dupree	Terrence	TE	Duke	2000	84
Durdan	Don	HB	Oregon State	1946–47	93
Durham	Darius	WR	San Diego State	1983	84
Durette	Michael	G	West Virginia	1986–87	64

D

Daft	Kevin	QB	UC Davis	2001	17
Dahl	Craig	S	North Dakota State	2013–14	43
Dahl	Harvey	T	Nevada	2005–06	76
Dahms	Tom	T	San Diego State	1957	70
Dalman	Chris	C/G	Stanford	1993–00	50, 67
Daniels	B.J.	QB	South Florida	2013	5
Daniels	Clem	RB	Prairie View	1968	33, 34
Daughtery	Bob	HB	Tulsa	1966–67	29
Davis	Anthony	T	Rutgers	2010–14, 2016	76
Davis	Chris	CB	Auburn	2015–16	43
Davis	Eric	DB	Jacksonville State	1990–95	25
Davis	Jerome	T/DE	Minnesota	2002–04	75, 76, 92
Davis	Johnny	FB	Alabama	1981	38
Davis	Kyle	C	Oklahoma	1978	64
Davis	Leonard	G	Texas	2012	68
Davis	Mike	RB	South Carolina	2015–16	22
Davis	Nate	QB	Ball State	2009	7
Davis	Sammy	CB	Texas A&M	2006	31
Davis	Tommy	K	LSU	1959–69	36
Davis	Vernon	TE	Maryland	2006–15	85
Dawson	Phil	K	Texas	2013–16	9
Dean	Floyd	LB	Florida	1963–64	50, 57, 82
Dean	Fred	DE	Louisiana Tech	1981–85	74
Dean	Kevin	LB	Texas Christian	1987	57
DeBerg	Steve	QB	San Jose State	1977–80	17
Debniak	Alex	FB	Stanford	2013	44
Deese	Derrick	G/T	USC	1992–03	63
DeLong	Keith	LB	Tennessee	1989–93	59
Dent	Richard	DE	Tennessee State	1994	95
Dercher	Dan	T	Kansas	1999–00	79
DeSimone	Rick	TE	Cal State Northridge	1978	87
Detmer	Ty	QB	BYU	1998	11
Devey	Jordan	OL	Memphis	2015	65
Dial	Quinton	DT	Alabama	2013–*	71
Dilfer	Trent	QB	Fresno State	2006–07	12
Dixon	Al	TE	Iowa State	1984	84
Dixon	Anthony	RB	Mississippi State	2010–13	24
Dobbs	Demarcus	TE/DT	Georgia	2011–14	96, 83
Dodge	Dedrick	S	Florida State	1994–96	33
Doleman	Chris	DE	Pittsburgh	1996–98	56
Doman	Brandon	QB	BYU	2002, 04	11
Domres	Marty	QB	Columbia	1976	14, 16
Donahue	Mitch	LB	Wyoming	1991–92	54
Donnelly	George	DB	Illinois	1965–67	20
Donohue	Leon	T	San Jose State	1962–64	72
Dorsey	Glenn	DL	LSU	2013–16	90
Dorsey	Ken	QB	Miami (Fla.)	2003–05	7
Douglas	Marques	DE	Howard	2005–07	94
Dove	Eddie	DB	Colorado	1959–63	44
Dow	Harley	G	San Jose State	1950	40
Dowdle	Mike	LB	Texas	1963–66	53
Downing	Walt	C/G	Michigan	1978–83	62
Downs	Bob	G	USC	1951	32
Draft	Chris	LB	Stanford	1999	57
Drake	Joe	NT	Arizona	1987	61
Drakeford	Tyronne	DB	Virginia Tech	1994–97, 2001	22, 33

E

Easley	Walt	FB	West Virginia	1981–82	31
Easton	Nick	C	Harvard	2015	69
Edwards	Braylon	WR	Michigan	2011	17
Edwards	Earl	DT	Wichita State	1969–72	74
Edwards	Marc	RB	Notre Dame	1997–98	44
Elam	Cleveland	DE	Tennessee State	1975–78	72
Elam	Shane	LB	Mississippi	2001	59
Elia	Bruce	LB	Ohio State	1976–78	51, 55
Ellington	Bruce	WR	South Carolina	2014–*	10
Elliott	Charles	T	Oregon	1948	46
Elliott	Lenvil	RB	N.E. Missouri State	1979–81	35
Ellison	Atiyah	DE/DT	Missouri	2007	78
Ellison	Riki	LB	USC	1983–89	50, 69
Elston	Art	C	South Carolina	1946–48	21, 36
Emanuel	Ben	S	UCLA	2005	38
Enderle	Dick	G	Minnesota	1976	63
Endriss	Al	E	San Francisco State	1952	85
Engelberger	John	DE	Virginia Tech	2000–04	95
Ervin	Ricky	RB	USC	1995	32
Eshmont	Len	HB	Fordham	1946–49	81
Estes	Patrick	T	Virginia	2005–07	78, 88
Etcheverry	Sam	QB	Denver	1963	14
Etienne	LeRoy	LB	Nebraska	1990	50
Evans	Demetric	DT	Georgia	2009–10	93
Evans	Ray	G	Texas Western	1949–50	38, 46
Evansen	Paul	G	Oregon State	1948	36

F

Fagan	Kevin	DE	Miami (Fla.)	1987–93	75
Fahnhorst	Jim	LB	Minnesota	1984–90	55
Fahnhorst	Keith	T	Minnesota	1974–87	71, 89
Fann	Chad	TE	Florida A&M	1997–99	86
Farrell	Dillon	G/C	New Mexico	2014	56
Faryniarz	Brett	LB	San Diego State	1993	57
Faylor	John	S	Santa Clara	1987	19, 47
Feher	Nick	G	Georgia	1951–54	37, 67
Ferrari	Ron	LB	Illinois	1982–86	54
Ferrell	Bob	RB	UCLA	1976–80	38
Fields	Ronald	DT	Mississippi State	2005–08	93, 95
Fiore	Dave	T	Hofstra	1996, 98–02	72, 74
Fisk	Bill	E	USC	1946–47	56
Flagler	Terrence	RB	Clemson	1987–89	32
Flanigan	Jim	DT	Notre Dame	2002	75
Fleck	P.J.	WR	Northern Illinois	2004–05	10
Fleming	Darius	LB	Notre Dame	2012–13	58
Flores	Mike	DE	Louisville	1995	92
Floyd	William	FB	Florida State	1994–97	40
Fonoti	Fouimalo	G	Michigan State	2014	62
Foreman	Jay	LB	Nebraska	2006	51
Forrest	Ed	C	Santa Clara	1946–47	24, 34
Foster	DeShaun	RB	UCLA	2008	29
Foster	Roy	G	USC	1991–93	67
Fountaine	Jamal	DE	Washington	1995	52, 56
Franceschi	Pete	HB	San Francisco	1946	82
Francis	Phil	RB	Stanford	1979–80	48
Francis	Russ	TE	Oregon	1982–87	81

Last	First	Position	College	Years	Jersey #
Frank	John	TE	Ohio State	1984–88	86
Franklin	Aubrayo	DT	Tennessee	2007–10	92
Franz	Tracy	G	San Jose State	1987	63
Freitas	Jesse	QB	Santa Clara	1946	62
Fuller	Cameron	CB	New Mexico State	2014	40
Fuller	Jeff	S/LB	Texas A&M	1984–89	49
Fuller	John	DB	Lamar Tech	1968–72	23, 30

Last	First	Position	College	Years	Jersey #
Hall	Windlan	DB	S. Arizona State	1972–75	43
Hamm	Je'ron	TE	Louisiana–Monroe	2015–16	85
Hampton	Jewel	RB	Southern Illinois	2012	33
Hamilton	Derrick	WR	Clemson	2004–05	88
Handley	Dick	C	Fresno State	1947	26
Hanks	Merton	CB	Iowa	1991–98	36
Hannon	Chris	WR	Tennessee	2008	15
Hanshaw	Tim	G	BYU	1995–98	77
Hanson	Joselio	DB	Texas Tech	2004–05	27
Hantla	Bob	G	Kansas	1954–55	69
Haralson	Parys	LB	Tennessee	2006–12	98
Hardman	Cedrick	DE	North Texas State	1970–79	86
Hardy	Adrian	CB	Northwestern State	1993–94	45
Hardy	Andre	FB	St. Mary's	1987	47
Hardy	Carroll	HB	Colorado	1955	27
Hardy	Edgar	G	Jackson State	1973	63
Hardy	Kevin	DT	Notre Dame	1968	68, 86
Harkey	Lem	HB	Emporia State	1955	32
Harmon	Derrick	RB/KR	Cornell	1984–86	24

G

Gabbert	Blaine	QB	Missouri	2014–16	2
Gagliano	Bob	QB	Utah State	1986–87	11
Gaiters	Bob	HB	New Mexico State	1962–63	35
Galiffa	Arnie	QB	Army	1954	16
Galigher	Ed	DT	UCLA	1977–79	75
Garcia	Jeff	QB	San Jose State	1999–03	5
Gardner	Andrew	OL	Georgia Tech	2016	62
Garlin	Don	HB	USC	1949–50	88
Garner	Charlie	RB	Tennessee	1999–00	25
Garnett	Joshua	G	Stanford	2016–*	65
Garnett	Scott	NT	Washington	1985	92
Garrett	Len	TE	New Mexico Highlands	1975	82
Gash	Thane	S	East Tennessee State	1992	31
Gaskins	Kendall	RB	Richmond	2015	30
Gavric	Momcilo	K	Belgrade	1969	17
Gehrke	Fred	HB	Utah	1950	81
Gervais	Rick	S	Stanford	1981–83	24
Gibson	Thaddeus	LB	Ohio State	2010	59
Gilbert	Lewis	TE	Florida	1980	82
Gilmore	Bryan	WR	Midwestern State	2006–07	81, 84
Ginn Jr.	Ted	WR	Ohio State	2010–12	19
Givens	Reggie	LB	Penn State	1998–99	59
Gladney	Tony	WR	UNLV	1987	17, 86
Glover	Clyde	DE	Fresno State	1987	93
Goad	Paul	FB	Abilene Christian	1956	36
Gogan	Kevin	G	Washington	1997–98	66
Goldson	Dashon	S	Washington	2007–12	38
Gonsoulin	Austin	DB	Baylor	1967	35
Gonzaga	John	T	Mt. Diablo High (Calif.)	1956–59	76
Gooden	Tavares	LB	Miami	2011–12	56
Goodspeed	Dan	T/G	Kent State	2001	72
Goodwin	Jonathan	C	Michigan	2011–13	59
Gordon	Steve	C	California	1998	59, 64
Gore	Frank	RB	Miami (Fla.)	2005–14	21
Goss	Antonio	LB	North Carolina	1989, 91–95	98
Gossett	Bruce	K	Richmond	1970–74	30
Gragg	Scott	T	Montana	2000–04	78
Grant	Alan	CB	Stanford	1992	24, 26
Grant	Larry	LB	Ohio State	2011–12	54
Gray	Tim	DB	Texas A&M	1979	30
Grbac	Elvis	QB	Michigan	1993–96	18
Green	Jacob	DE	Texas A&M	1992	76
Green	Roderick	DE/LB	Central Missouri St.	2006–08	54
Greene	Kevin	LB	Auburn	1997	91
Greenlee	Fritz	LB	Arizona	1969	59
Greer	Terry	WR	Alabama State	1987–89	29, 82, 83
Gregory	Garland	G	Louisiana Tech	1946–47	32
Grgich	Visco	G	Santa Clara	1946–52	34, 38, 47, 64
Griffin	Don	CB	Middle Tennessee St.	1986–93	29
Gutierrez	Brock	C	Central Michigan	2003–04	52

Hall	Eli	LB	Virginia	2015–*	58
Harper	Chris	WR	California	2016	14
Harper	Chris	WR	Kansas State	2013	13
Harper	Willie	LB	Nebraska	1973–83	59
Harris	DuJuan	RB	Troy	2015–16	32
Harris	Joe	LB	Georgia Tech	1978	50
Harris	Kwame	T	Stanford	2003–07	77
Harris	Mark	WR	Stanford	1996–99	19, 88
Harris	Marques	LB	Southern Utah	2009	54
Harris	Tim	LB	Memphis State	1991–92, 94–95	92, 99
Harris	Tony	WR	Toledo	1971	20
Harris	Walt	CB	Mississippi State	2006–09	27
Harrison	Bob	LB	Oklahoma	1959–61, 65–67	54
Harrison	Dennis	DE	Vanderbilt	1986	96
Harrison	Kenny	WR	SMU	1976–78	83
Harrison	Martin	LB	Washington	1990–93	56, 57
Hart	Jeff	T	Oregon State	1975	68
Hart	Taylor	DT	Oregon	2016	96
Hart	Tommy	DE	Morris Brown	1968–77	53
Harty	John	DT	Iowa	1981–83, 85–86	75
Hastings	Joe	WR	Washburn	2011	13
Hauck	Tim	S	Montana	2002	45
Hawthorne	Duane	CB	Northern Illinois	2002	43
Hayes	Bob	WR	Florida A&M	1975	22
Hayne	Jarryd	RB	No College	2015	38
Hays	Harold	LB	Southern Mississippi	1968–69	54
Hazeltine	Matt	LB	California	1955–68	55
Heard	Ronnie	S	Mississippi	2000–04	38
Hearst	Garrison	RB	Georgia	1997–03	20
Heitmann	Eric	C/G	Stanford	2002–10	66
Heller	Ron	TE	Oregon State	1987–88	89
Helton	Barry	P	Colorado	1988–90	9
Henderson	Keith	FB	Georgia	1989–92	30
Henderson	Thomas	LB	Langston	1980	50
Hendrickson	Steve	LB	California	1989	56
Henke	Ed	E	USC	1951–52, 56–60	47, 75, 89
Henley	Thomas	WR	Stanford	1987	84
Herchman	Bill	T	Texas Tech	1956–59	72
Hetherington	Chris	FB	Yale	2005–06	41, 44
Hettema	Dave	T	New Mexico	1967	62, 65
Hicks	Dwight	S	Michigan	1979–85	22
Hicks	Maurice	RB	North Carolina A&T	2004–07	43
Hill	Jason	WR	Washington State	2007–10	89
Hill	John	C	Lehigh	1985	52
Hill	Shaun	QB	Maryland	2006–09	13
Hilton	Scott	LB	Salem College	1979–80	55
Hindman	Stan	DE	Mississippi	1966–71, 73–74	74, 80
Hoage	Terry	S	Georgia	1993	41
Hobbs	Dick	G	Georgia	1949–50	37
Hobgood–Chittick	Nate	DT	North Carolina	2000	76
Hodges	Gerald	LB	Penn State	2015–16	51
Hofer	Paul	RB	Mississippi	1976–81	36, 41
Hoffman	Gary	T	Santa Clara	1987	78

H

Hadley	Ron	LB	Washington	1987–88	54
Haggans	Clark	LB	Colorado State	2012	51
Haley	Charles	LB	James Madison	1986–91, 98–99	94, 95
Hall	Chad	WR	Air Force	2012	14
Hall	Dana	S	Washington	1992–94	28
Hall	Darryl	S	Washington	1995	43
Hall	Forrest	HB	San Francisco	1948	88
Hall	Parker	HB	Mississippi	1946	64, 84
Hall	Rhett	DT	California	1994	91
Hall	Travis	DE	BYU	2005	92

Last	First	Position	College	Years	Jersey #
Hogan	Mike	FB	Tenn.—Chattanooga	1979	45
Hogland	Doug	G	Oregon State	1953–55	64
Holcomb	Curtis	CB	Florida A&M	2011	41
Holladay	Bob	HB	Tulsa	1956–57	27, 40
Hollas	Hugo	DB	Rice	1974	47
Holliday	Trindon	WR	LSU	2014	19
Holloway	Menson	DE	UTEP	2001	71, 99
Holman	Rashad	CB	Louisville	2001–03	26
Holmes	Mike	DB	Texas Southern	1974–75	20
Holmoe	Tom	S	Brigham Young	1983–89	28, 46
Holt	Pierce	DE	Angelo State	1988–92	78, 98
Holzer	Tom	DE	Louisville	1967	87
Hopson	Tyrone	G	Eastern Kentucky	1999–00	66
Horn	Bob	LB	Oregon State	1982–83	55
Horne	Dick	E	Oregon	1947	51
Hoskins	Bob	DT	Wichita State	1970–75	56
Howard	Eddie	P	Idaho	1998	2
Howell	Clarence	E	Texas A&M	1948	56
Hudson	Marcus	S	North Carolina St.	2006–09	23
Huff	Gary	QB	Florida State	1980	19
Huff	Marty	LB	Michigan	1972	54
Hughes	Ernie	G	Notre Dame	1978, '80	65, 66
Hull	Tom	LB	Penn State	1974	54
Hunt	Charlie	LB	Florida State	1973	61
Hunter	Kendall	RB	Oklahoma State	2011–15	32
Hyde	Carlos	RB	Ohio State	2014–*	28

I

Ifeanyi	Israel	DE/LB	USC	1996	59, 95
Isenbarger	John	RB	Indiana	1970–73	17
Isom	Jasen	FB	Western Illinois	2003–04	41
Israel	Steve	CB	Pittsburgh	1995–96	31
Iupati	Mike	G	Idaho	2010–14	77
Iworah	Prince Charles	CB	Western Kentucky	2016–*	30

J

Jackson	Darrell	WR	Florida	2007	82
Jackson	Jim	HB	Western Illinois	1966–67	38
Jackson	Johnnie	S	Houston	1989–92	40
Jackson	Randy	RB	Wichita State	1973	33
Jackson	Rickey	DE/LB	Pittsburgh	1994–95	57
Jackson	Terry	RB	Florida	1999–05	22
Jackson	Wilbur	RB	Alabama	1974–79	40
Jacobs	Brandon	RB	Southern Illinois	2012	45
Jacobs	Chuck	WR	Utah State	2014	17
Jacobs	Taylor	WR	Florida	2006–07	88
James	LaMichael	RB	Oregon	2012–14	23
James	William	CB	Western Illinois	2010	31
Jean Francois	Ricky	DT	LSU	2009–12	95
Jenkins	A.J.	WR	Illinois	2012	17
Jennings	Brian	TE/LS	Arizona State	2000–12	86
Jennings	Jonas	T	Georgia	2005–08	75
Jennings	Rick	WR	Maryland	1977	33
Jerod—Eddie	Tony	DT	Texas A&M	2012–16	63
Jervey	Travis	RB	Citadel	1999–00	32
Jessup	Bill	E	USC	1951–52, 54–58	55, 85
Joelson	Greg	DE	Arizona State	1991	93
Johnson	Bill	C	Tyler J.C.	1948–56	23, 53
Johnson	Bryant	WR	Penn State	2008	82
Johnson	Cam	LB	Virginia	2012	50
Johnson	Charles	DB	Grambling	1979–80	44
Johnson	Charlie	DT	Louisville	1966–67	72
Johnson	Dennis	DE	Kentucky	2004	71
Johnson	Derrick	CB	Washington	2005	23
Johnson	Dontae	CB	North Carolina State	2014–*	36
Johnson	Eric	TE	Yale	2001–06	82
Johnson	Eric	S	Washington State	1979	24
Johnson	Garrett	DT	Illinois	2002	90
Johnson	Gary	DT	Grambling	1984–85	97
Johnson	James	LB	San Diego State	1987	56
Johnson	John	LB	Clemson	1991–93	55

Last	First	Position	College	Years	Jersey #
Johnson	John Henry	HB	Arizona State	1954–56	35
Johnson	Jimmy	DB	UCLA	1961–76	37
Johnson	Josh	QB	San Diego	2014	1
Johnson	Kermit	RB	UCLA	1975–76	47
Johnson	Leo	WR	Tennessee State	1969–70	81
Johnson	Rudy	HB	Nebraska	1964–65	32
Johnson	Sammy	RB	North Carolina	1974–76	48
Johnson	Stevie	WR	Kentucky	2014	13
Johnson	Walter	DE	Tuskegee	1967	58
Jones	Arrington	FB	Winston—Salem	1981	40
Jones	Brandon	WR	Oklahoma	2009	81
Jones	Brent	TE	Santa Clara	1987–97	84, 88
Jones	Chris	DT	Bowling Green	2016–*	93
Jones	Colin	S	TCU	2011	43
Jones	Larry	WR	N.E. Missouri State	1978	21, 87
Jones	Terry	TE	Alabama	2005	49
Jordan	Darin	LB	Northeastern	1991–94	90
Jordan	James	WR	Louisiana Tech	2002–05	18, 46
Jorden	Tim	TE	Indiana	1995	48
Joseph	Alex	LB	Temple	2010	58
Judie	Ed	LB	Northern Arizona	1982–83	50
Jury	Bob	S	Pittsburgh	1978	26

K

Kaepernick	Colin	QB	Nevada	2011–16	7
Kammerer	Carlton	LB	Pacific	1961–62	66
Katnik	Norm	C	USC	2005	63
Keasey	Zak	FB	Princeton	2007–08	45
Keeble	Jerry	LB	Minnesota	1987	98
Keeper	Carl	LB	Boise State	1987	41
Keith	John	S	Furman	2000–03	28
Kelcher	Louie	NT	SMU	1984	94
Kelly	Gorden	LB	Georgia	1960–61	83
Kelly	Todd	DE	Tennessee	1993–94	58
Kelm	Larry	LB	Texas A&M	1993	52
Kemp	Jeff	QB	Dartmouth	1986	9
Keneley	Matt	DT	USC	1999	75
Kennedy	Allan	T	Washington State	1981–84	66
Kennedy	Sam	LB	San Jose State	1988	57
Kenney	Charles	G	San Francisco	1947	38
Kerley	Jeremy	WR	Texas Christian	2016–*	17
Kilgore	Daniel	G	Appalachian State	2011–*	67
Kilgore	Jon	P	Auburn	1969	15
Killens	Terry	LB	Penn State	2001, 2002	52, 56
Killings	Cedric	DT	Carson Newman	2000	71
Kilmer	Billy	QB	UCLA	1961–62, 64–66	17
Kimbrough	Elbert	HB	Northwestern	1962–66	45
Kirby	Terry	RB	Virginia	1996–98	41
Kirk	Randy	LB	San Diego State	1996–99	57, 58
Kirschke	Travis	DT	UCLA	2003	90
Kirtman	David	FB	USC	2008	35
Knafelc	Gary	E	Colorado	1963	84
Knutson	Steve	G/T	USC	1978	60
Kolodziej	Ross	DT	Wisconsin	2002–03	92
Kopay	Dave	HB	Washington	1964–67	43
Korff	Mark	LB	Florida	1987	90
Kosier	Kyle	T	Arizona State	2002–04	69, 72
Kovach	Jim	LB	Kentucky	1985	57
Kraemer	Eldred	G	Pittsburgh	1955	65
Krahl	Jim	DT	Texas Tech	1980	90
Kramer	Kent	TE	Minnesota	1966	89
Kristick	Keaton	LB	Oregon State	2010	57
Krueger	Charles	DT	Texas A&M	1959–73	70
Krueger	Rolf	DE	Texas A&M	1972–74	78
Kugler	Pete	DT	Penn State	1981–83, 86–90	67, 77
Kuykendall	Fulton	LB	UCLA	1985	59
Kuzman	John	T	Fordham	1946	46
Kwalick	Ted	TE	Penn State	1969–74	82
Kyle	Jason	LB	Arizona State	2000	57
Kyles	Troy	WR	Howard	1992	85

Last	First	Position	College	Years	Jersey #
L					
LaBounty	Matt	DE	Oregon	1992–93	93
LaBoy	Travis	LB	Hawaii	2010	54
LaFleur	Bill	P	Nebraska	2002–03	4
Lakes	Roland	DT	Wichita State	1961–70	60
Land	Fred	T	LSU	1948	45
Land	Mel	DE	Michigan State	1980	60
Landry	Michael	DE	Southern	2003	93
Langham	Antonio	CB	Alabama	1998	43
LaRose	Dan	DE	Missouri	1965	87
Larson	Bill	TE	Colorado State	1975	85
Lash	Jim	WR	Northwestern	1976–77	87
Latimer	Al	CB	Clemson	1980	29
Lattimore	Marcus	RB	South Carolina	2013–14	38
Laughlin	Bud	FB	Kansas	1955	36
Lawrence	Amos	RB	North Carolina	1981–82	20
Lawson	Manny	LB	North Carolina St.	2006–10	99
Lawson	Steve	G	Kansas	1976	61, 65
LeCount	Terry	WR	Florida	1978	80
Ledford	Dwayne	T	East Carolina	1999, 2003–04	67, 76
Ledyard	Hal	QB	Tenn.–Chattanooga	1953	12
Lee	Amp	RB	Florida State	1992–93	22
Lee	Andy	P	Pittsburgh	2004–14	4
Lee	Dwight	RB	Michigan State	1968	49
Lee	Kevin	WR	Alabama	1996	17
Lee	Mark	CB	Washington	1991	27
Legette	Tyrone	CB	Nebraska	1998	45
Legree	Lance	DT	Notre Dame	2006	92
Lelie	Ashley	WR	Hawaii	2007	18
Lemonier	Corey	LB	Auburn	2013–15	96
Leonard	Anthony	DB	Virginia Union	1976–78	42
Leonard	Jim	C	Santa Clara	1985	63
Leonhardt	Brian	TE	Bemidji State	2015	46
Leopold	Bobby	LB	Notre Dame	1980–83	45, 52
Leverette	Otis	DE	Ala.–Birmingham	2004	93
Levy	Chuck	RB	Arizona	1997–98	32
Lewis	Eddie	DB	Kansas	1976–79	22
Lewis	Gary	FB	Arizona State	1964–69	22
Lewis	Jonas	RB	San Diego State	2000–01	43
Lewis	Keith	S	Oregon	2004–08	28
Lewis	Kevin	DB	Northwestern Louisiana	1990–92	45
Lewis	Michael	SS	Colorado	2007–10	32
Lewis	Michael	WR	Grace King (La.) High	2007	84
Lewis	Ron	WR	Florida State	1990–92	83
Lewis	Thad	QB	Duke	2016	9
Lilly	Kevin	NT	Tulsa	1988–89	92
Lillywhite	Verl	HB	USC	1948–51	71, 81
Lincoln	Alex	LB	Auburn	2001–02	57
Lind	Mike	FB	Notre Dame	1963–64	38
Lindstrom	Chris	DT	Boston College	1983	78
Lisbon	Don	HB	Bowling Green	1963–64	42
Liter	Greg	DE	Iowa State	1987	77
Livingston	Howie	HB	Fullerton J.C.	1950	24, 94
Lloyd	Brandon	WR	Illinois	2003–05, 14	84, 85
Lockett	J.W.	RB	Central (Okla.) State	1961	35
Logan	Marc	RB	Kentucky	1992–94	43
Long	Tim	C	Memphis State	1987	68
Looney	Jim	LB	Purdue	1981	50
Looney	Joe	G	Wake Forest	2012–14	66, 78
Lopasky	Bill	G	West Virginia	1961	57
Lott	Ronnie	CB	USC	1981–90	42
Loville	Derek	RB	Oregon	1994–96	20
Loyd	Alex	E	Oklahoma State	1950	59
Luna	Bob	HB	Alabama	1955	49
Lyles	Lenny	HB	Louisville	1959–60	26
Lynch	Aaron	LB	South Florida	2014–*	59
Lynch	Ben	C	California	1999–02	60
Lynn	Anthony	RB	Texas Tech	1995–96	29

Last	First	Position	College	Years	Jersey #
M					
MacAfee	Ken	TE	Notre Dame	1978–79	81
Macauley	John	OL	Stanford	1984	67
Mackey	Dee	TE	East Texas State	1960	87
Maderos	George	HB	Chico State	1955–56	40
Magac	Mike	G	Missouri	1960–64	62
Maloney	Norm	E	Purdue	1948–49	59
Manley	Joe	LB	Mississippi State	1953	54
Mann	Charles	DE	Nevada	1994	71
Manningham	Mario	WR	Michigan	2012–13	82
Manuel	Sean	TE	New Mexico State	1996	86
Maragos	Chris	S	Wisconsin	2010	40
Marecic	Owen	FB	Stanford	2013	48
Margerum	Ken	WR	Stanford	1986–87	84
Martin	Jonathan	T	Stanford	2014	71
Martin	Marcus	C	USC	2014–16	66
Marquardt	Luke	T	Azusa Pacific	2013	61
Marshall	Rasheed	WR	Pittsburgh	2005	89
Martin	Bob	LB	Nebraska	1979	54
Martin	Derrick	LB	San Jose State	1987	31
Martin	Jamie	QB	Weber State	2008	10
Martin	Keshawn	WR	Michigan State	2016	19
Martin	Saladin	DB	San Diego State	1981	29
Masini	Leonard	FB	Fresno State	1947–48	74
Mason	Lindsey	T	Kansas	1982	78
Matheson	Riley	G–LB	Texas Western	1948	37
Mathews	Ned	HB	UCLA	1946–47	73, 83
Mathews	Al	S/CB	Texas A&I	1977	47
Mathews	Clay	E	Georgia Tech	1950, 53–55	46, 83
Matuszak	Marv	LB	Tulsa	1957–58	54
Maurer	Andy	G	Oregon	1976	61
Maxie	Brett	S	Texas Southern	1997	25
Maxwell	Jim	LB	Gardner–Webb	2005	57
Maxwell	Marcus	WR	Oregon	2005	19
Mays	Taylor	S	USC	2010	23
McAddley	Jason	WR	Alabama	2005	15
McAlister	Ken	LB/S	San Francisco	1983	48
McBath	Darcel	S	Texas Tech	2012	28
McCaffrey	Ed	WR	Stanford	1994	81
McCann	Jim	P	Arizona State	1971–72	15
McColl	Miit	LB	Stanford	1981–87	53
McCormick	Dave	T	LSU	1966	73
McCormick	Tom	HB	Pacific	1956	43
McCormick	Walt	C	USC	1948	38
McCoy	Colt	QB	Texas	2013	2
McCoy	LeRon	WR	Indiana (Pa.)	2007	19
McCoy	Mike	QB	Utah	1997	10
McCray	L.J.	S	Catawba	2014–15	31
McCray	Willie	DE	Troy State	1978	76
McCullough	George	CB	Baylor	2001	24
McDermott	Kevin	LS	UCLA	2013	47
McDonald	Ramos	CB	New Mexico	1999	35
McDonald	Ray	DT	Florida	2007–14	91
McDonald	Tim	S	USC	1993–99	46
McDonald	Vance	TE	Rice	2013–*	89
McElhenny	Hugh	HB	Washington	1952–60	39
McFadden	Leon	CB	San Diego State	2014	30
McFarland	Kay	HB	Colorado State	1962–66, '68	26
McGee	Willie	WR	Alcorn A&M	1976–77	81
McGill	Ralph	CB	Tulsa	1972–77	49
McGrew	Reggie	DT	Florida	1999–01	92
McGruder	Michael	CB	Kent	1992–93	26
McHan	Lamar	QB	Arkansas	1963	15, 17
McIlhenny	Don	HB	SMU	1961	35
McIntyre	Guy	G	Georgia	1984–93	62
McIntyre	Jeff	LB	Arizona State	1979	52
McKenzie	Reggie	LB	Tennessee	1992	50
McKillop	Scott	LB	Pittsburgh	2009–10	56
McKoy	Billy	LB	Purdue	1974	58
McKyer	Tim	CB	Texas–Arlington	1986–89	22
McLemore	Dana	KR/CB	Hawaii	1982–87	43

Last	First	Position	College	Years	Jersey #
McManis	Wynton	LB	Memphis	2016	48
McMillian	Mark	CB	Alabama	1999	29
McNeil	Clifton	E	Grambling	1968–69	85
McNown	Cade	QB	UCLA	2002	9
McQuarters	R.W.	CB	Oklahoma State	1998–99	21
Mellekas	John	C	Arizona	1962	75
Mellus	John	T	Villanova	1946	45
Melville	Dan	P	California	1979	11
Mertens	Jerry	HB	Drake	1958–65	80
Messer	Dale	HB	Fresno State	1961–65	29
Meyers	Bob	HB	Stanford	1952	27
Michalik	Art	G	St. Ambrose	1953–54	62
Middlebrooks	Willie	CB	Minnesota	2005	25, 35
Mike	Bob	T	UCLA	1948–49	47
Mike–Mayer	Steve	K	Maryland	1975–76	10
Mikolas	Doug	NT	Portland State	1987–88	97
Milem	John	DE	Lenoir–Rhyne	2000–01	93, 99
Miles	Searcy	DB	San Jose State	1954–56	42
Millen	Alec	T	Georgia	1993 (P)	76
Millen	Matt	LB	Penn State	1989–90	54
Miller	Brit	FB	Illinois	2009	47
Miller	Bruce	FB	Central Florida	2011–15	49
Miller	Clark	DE	Utah State	1962–68	74
Miller	Hal	T	Georgia Tech	1953	77
Miller	Jim	P	Mississippi	1980–82	3
Miller	Johnny	G	Livingston	1977–78	66
Milstead	Rod	G	Delaware State	1994–97	69
Mira	George	QB	Miami (Fla.)	1964–68	10
Mirer	Rick	QB	Notre Dame	2000–01	3
Mitcham	Gene	HB	Arizona State	1958	26
Mitchell	Kevin	LB	Syracuse	1994–97	55
Mitchell	Dale	LB	USC	1976	64
Mitchell	Tom	TE	Bucknell	1974–77	84
Mixon	Bill	HB	Georgia	1953–54	48
Moegle	Dick	HB	Rice	1955–59	47
Mojsiejenko	Ralf	P	Michigan State	1991	2
Momsen	Bob	G	Ohio State	1952	68
Monachino	Jim	HB	California	1951	49, 99
Monds	Wonder	DB	Nebraska	1978	25
Monroe	Carl	RB/KR	Utah	1983–87	32
Montana	Joe	QB	Notre Dame	1979–92	16
Montgomery	Blanchard	LB	UCLA	1983–84	38, 52, 60
Montgomery	Monty	CB	Houston	1999–00	24
Moody	Nick	LB	Florida State	2013–14	54
Moore	Brandon	LB	Oklahoma	2002–07	56
Moore	Dean	LB	Iowa	1978	53
Moore	Gene	RB	Occidental	1969	43
Moore	Jason	S	San Diego State	2000, '02	33, 35
Moore	Jay	LB	Nebraska	2007–08	58
Moore	Jeff	RB	Jackson State	1982–83	25
Moore	Manfred	RB	USC	1974–75	45
Moore	Marlon	WR	Fresno State	2013	19
Moran	Sean	DE	Colorado	2002–03	99
Morgan	Joe	T	Southern Mississippi	1949	48
Morgan	Joshua	WR	Virginia Tech	2008–11	84
Morgan	Melvin	DB	Mississippi Valley St.	1979–80	46
Moroski	Mike	QB	UC Davis	1986	15
Morrall	Earl	QB	Michigan State	1956	11
Morris	Darryl	CB	Texas State	2013	40
Morris	Dennit	LB	Oklahoma	1958	57
Morris	George	C	Georgia Tech	1956	52
Morrison	Dennis	QB	Kansas State	1974	10
Morton	Dave	LB	UCLA	1979	50
Morton	John	LB	TCU	1953	36
Morton	Johnnie	WR	USC	2005	84
Morze	Frank	C	Boston College	1957–61	53, 63
Moss	Randy	WR	Marshall	2012	84
Moten	Gary	LB	SMU	1983	59, 63
Mudd	Howard	G	Hillsdale	1964–69	68
Murphy	Rob	C/G	Ohio State	2003–05	68
Musgrave	Bill	QB	Oregon	1991–94	14
Myers	Chip	E	N.W. Oklahoma	1967	46

Last	First	Position	College	Years	Jersey #
N					
Navies	Hannibal	LB	Colorado	2006–07	55
Neal	Randy	LB	Virginia	1998	52
Nedney	Joe	K	San Jose State	2005–10	6
Nehemiah	Renaldo	WR	Maryland	1982–84	83
Nelson	Bob	LB	Nebraska	1979	66
Nelson	Kyle	TE/LS	New Mexico State	2014–*	86
Neville	Tom	G	Fresno State	1991	69
Newberry	Jeremy	C	California	1998–06	62
Newsome	Craig	CB	Arizona State	1999	27
Nicholas	Calvin	WR	Grambling	1988	88
Nichols	Mark	LB	Colorado State	1978	58
Nicholson	Jim	T	Michigan State	1981	67
Nix	Jack	E	USC	1950	58
Nixon	Tory	CB	San Diego State	1985–88	20, 31
Nomellini	Leo	T	Minnesota	1950–63	42, 73
Norberg	Hank	E	Stanford	1946–47	55
Nordquist	Mark	G	Pacific	1976	68
Norris	Moran	FB	Kansas	2006–07, 09–11	40, 44
Norton	Jim	T	Washington	1965–66	75
Norton Jr.	Ken	LB	UCLA	1994–00	51
Norton	Ray	HB	San Jose State	1960–61	23
Nunley	Frank	LB	Michigan	1967–76	57

O					
O'Donahue	Pat	E	Wisconsin	1952	83
O'Neal	Brian	RB	Penn State	1995	26
O'Sullivan	J.T.	QB	UC Davis	2008	14
Oates	Bart	C	BYU	1994–95	66
Obradovich	Jim	TE	USC	1976–77	89
Odom	Ricky	DB	USC	1978	42
Okeafor	Chike	DE	Purdue	1999–02	91
Okoye	Lawrence	DL	No College	2013	98
Olerich	Dave	E	San Francisco	1967–68, 72–73	84
Oliver	Melvin	DE	LSU	2006–07	96
Olson	Drew	QB	UCLA	2007	7
Olssen	Lance	T	Purdue	1968–69	73
Orosz	Tom	P	Ohio State	1983	3, 19
Osborne	Clancy	LB	Arizona State	1959–60	33
Osgood	Kassim	WR	San Diego State	2013–14	14
Osika	Craig	G/C	Indiana	2002	71
Ostrowski	Phil	G	Penn State	1998–00	69
Owen	Tom	QB	Wichita State	1974–75	14
Owens	James	WR	UCLA	1979–80	20, 89
Owens	R.C.	HB	College of Idaho	1957–61	27
Owens	Terrell	WR	Tenn.–Chattanooga	1996–03	81

P					
Pace	Jim	HB	Michigan	1958	43
Palatella	Lou	G	Pittsburgh	1955–58	68
Palmer	Jesse	QB	Florida	2005	2
Paris	Bubba	T	Michigan	1982–90	77
Parker	Anthony	CB	Weber State	1999–02	21, 86
Parker	Don	G	Virginia	1967	63
Parks	Dave	E	Texas Tech	1964–67	81
Parks	Limbo	G	Arkansas	1987	66, 72
Parrish	James	T	Temple	1993	77
Parrish	Tony	S	Washington	2002–06	33
Parsons	Earle	HB	USC	1946–47	84, 94
Pashos	Tony	T	Illinois	2009–*	77
Patera	Dennis	K	BYU	1968	14
Patrick	Chris	T	Nebraska	2009–10	61
Patterson	Reno	DE	Bethune–Cookman	1987	92
Patton	Quinton	WR	Louisiana Tech	2013–16	11
Patton	Ricky	RB	Jackson State	1980–82	32, 42
Pavlich	Chuck	G	Muskegon High (MI)	1946	37
Paye	John	QB	Stanford	1988	15
Pears	Erik	G/T	Colorado State	2015	71
Peelle	Justin	TE	Oregon	2011	81
Peets	Brian	TE	Pacific	1981	82

Last	First	Position	College	Years	Jersey #
Penchion	Bob	T	Alcorn A&M	1974–75	66
Peoples	Woody	G	Grambling	1968–77	69
Perry	Joe	FB	Compton J.C.	1948–60, '63	34, 74
Perry	Scott	S	Williams	1980	32
Person	Mike	G	Montana State	2011	78
Peters	Scott	C/G	Arizona State	2004	67
Peterson	Anthony	LB	Notre Dame	1994–95, 98–99	50, 53
Peterson	Julian	LB	Michigan State	2000–05	98
Peterson	Todd	K	Georgia	2003–04	2
Phillips	Lawrence	RB	Nebraska	1999	33
Phillips	Mel	DB	North Carolina A&T	1966–77	32
Pickett	Cody	QB	Washington	2004–05	3
Pillers	Lawrence	DE	Alcorn A&M	1980–84	65
Pine	Ed	LB	Utah	1962–64	54
Pinion	Bradley	P	Clemson	2015–*	5
Pleasant	Anthony	DE	Tennessee State	2000	94
Plummer	Ahmed	CB	Ohio State	2000–05	29
Plummer	Bruce	CB	Mississippi State	1990	28
Plummer	Gary	LB	California	1994–97	50
Plunkett	Jim	QB	Stanford	1976–77	14, 16
Pochman	Owen	K	BYU	2003	11
Pollack	Frank	T/G	Northern Arizona	1990–91, 94–97	72, 75
Pollard	Darryl	CB	Weber State	1987–91	26, 36
Ponder	Christian	QB	Florida State	2016	15
Poole	Bob	E	Clemson	1964–65	82
Pope	Marquez	CB	Fresno State	1995–98	23
Popson	Ted	TE	Portland State	1994–96	85
Posey	Jeff	DE	Southern Mississippi	1998–00	96
Powell	Charley	E	San Diego High (Calif.)	1952–53, 55–57	87
Powers	Jim	HB	USC	1950–53	15, 62
Preston	Roell	KR	Mississippi	1999	15
Price	Daryl	DE	Colorado	1996–97	71, 91, 96
Prioleau	Pierson	DB	Virginia Tech	1999–00	23
Prokop	Joe	P	Cal Poly–Pomona	1991	4
Puddy	Harold	T	Oregon	1948	46
Puki	Craig	LB	Tennessee	1980–81	54
Purcell	Mike	NT	Wyoming	2014–16	64
Putzier	Rollin	NT	Oregon	1989	64, 76

Last	First	Position	College	Years	Jersey #
Richardson	Mike	CB	Arizona State	1989	27
Richey	Wade	K	LSU	1998–00	7
Richie	David	DT	Washington	1998–99	93, 94
Riddle	Elston	DE	Nevada	1987	96
Ridlon	Jim	HB	Syracuse	1957–62	42
Riley	Preston	WR	Memphis State	1970–72	85
Ring	Bill	RB	BYU	1981–86	30
Rivera	Steve	WR	California	1976–77	80
Roberson	Vern	DB	Grambling	1978	49
Roberts	C.R.	FB	USC	1959–62	28, 32
Roberts	Larry	DE	Alabama	1986–93	91
Robertson	Jamal	RB	Ohio Northern	2002–04	25
Robinson	Jimmy	WR	Georgia Tech	1980	85
Robinson	Michael	RB	Penn State	2006–09	24
Robinson	Rashard	CB	LSU	2016–*	33
Robinson	Trenton	S	Michigan State	2012	30
Robnett	Ed	HB	Texas Tech	1947	71
Roby	Reggie	P	Iowa	1998	4
Rock	Walter	T	Maryland	1963–67	67
Rodgers	Del	RB	Utah	1987–88	25, 35, 46
Rogers	Carlos	CB	Auburn	2011–13	22
Rogers	Doug	DE	Stanford	1986	65
Rogers	Eric	WR	California Lutheran	2016	3
Rohde	Len	T	Utah State	1960–74	76
Roman	Mark	S	LSU	2006–*	26
Romanowski	Bill	LB	Boston College	1988–93	53
Roskie	Ken	FB	South Carolina	1946	74
Rossum	Allen	KR/PR	Notre Dame	2008–09	20
Rubke	Karl	C	USC	1957–60, 62–63, '65	52
Rubio	Angel	DT	Southeast Missouri St.	1998	91
Rucka	Leo	C	Rice	1956	50
Rudolph	Joe	G	Wisconsin	1997	60
Ruhman	Chris	T	Texas A&M	1998	71
Rumph	Mike	CB	Miami (Fla.)	2002–05	24
Runager	Max	P	South Carolina	1984–88	4
Ruskusky	Roy	E	St. Mary's	1946	52
Russell	Damien	S	Virginia Tech	1993	38
Ryan	Sean	TE	Boston College	2008	81

Q

Quillan	Fred	C	Oregon	1978–87	56
Quilter	Chuck	T	Tyler J.C.	1949	45

R

Rachal	Chilo	G	USC	2008–11	62
Raines	Mike	DT	Alabama	1974	63
Ramson	Eason	TE	Washington State	1979–83	80
Randle	Sonny	E	Virginia	1967	83
Randolph	Alvin	DB	Iowa	1966–70, '74	27
Rasheed	Saleem	LB	Alabama	2002–05	51
Rasley	Rocky	G	Oregon State	1976	63
Rathman	Tom	FB	Nebraska	1986–93	44
Rattay	Tim	QB	Louisiana Tech	2000–05	13
Ray	Ricky	QB	Sacramento State	2001	18
Reach	Kevin	G	Utah	1987	65
Reaser	Keith	CB	Florida Atlantic	2015–*	27
Redmond	Will	CB	Mississippi State	2016–*	23
Reed	Jeff	K	North Carolina	2010	3
Reed	Joe	QB	Mississippi State	1972–74	13, 19
Reed	Rayshun	CB	Troy State	2004–05	31
Reese	Albert	DT	Grambling	1997–98	71
Reese	Archie	DE	Clemson	1978–81	78
Reid	Bill	C	Stanford	1975	54
Reid	Eric	S	LSU	2013–*	35
Remington	Bill	C	Washington State	1946	23
Renfro	Dick	FB	Washington State	1946	73
Reynolds	Jack	LB	Tennessee	1981–84	64
Rhodes	Bruce	DB	San Francisco State	1976	23
Rhodes	Ray	CB	Tulsa	1980	26
Rice	Jerry	WR	Mississippi Valley St.	1985–00	80
Richard	Kris	S	USC	2005	35

S

Sabuco	Tino	C	San Francisco	1949	24
Sagely	Floyd	E	Arkansas	1954–56	89
Salata	Paul	E	USC	1949–50	55
Salmon	Mike	DB	USC	1996	30
Sanders	Deion	DB	Florida State	1994	21
Sandifer	Bill	DT	UCLA	1974–76	60
Sandifer	Dan	HB	LSU	1950	81
Santos	Todd	QB	San Diego State	1988	7
Sapolu	Jesse	C/G	Hawaii	1983–97	61
Sardisco	Tony	G	Tulane	1956	65
Satterfield	Alf	T	Vanderbilt	1947	48
Saunders	John	DB	Toledo	1974–75	33
Saylor	Jace	DE	Michigan State	2003	77
Schabarum	Pete	HB	California	1951, 53–54	44, 88
Schiechl	John	C	Santa Clara	1947	24
Schlecht	John	DT	Minnesota	2001–02	93
Schmidt	Henry	T	USC–Trinity (Tex.)	1959–60	74
Schmitt	Ricky	K	Shepherd	2009	2
Schreiber	Larry	RB	Tennessee Tech	1971–75	35
Schulters	Lance	S	Hofstra	1998–01	30
Schwantz	Jim	LB	Purdue	1997	52
Scoggins	Eric	LB	USC	1982	63
Scotti	Ben	HB	Maryland	1964	28, 48
Scrafford	Kirk	OL	Montana	1995–98	76
Seabron	Thomas	LB	Michigan	1979–80	53
Seal	Paul	TE	Michigan	1977–79	85
Seigler	Richard	LB	Oregon State	2004–05	54
Serwanga	Wasswa	CB	UCLA	1999	43
Setzer	Bobby	DE	Boise State	2001–02	90
Seymour	Ryan	G	Vanderbilt	2013	62
Sharkey	Ed	G	Duke/Nevada	1955–56	63

Last	First	Position	College	Years	Jersey #
Shaw	Charles	G	Oklahoma State	1950	31
Shaw	Josh	DT	Michigan State	2002	93
Shell	Todd	LB	BYU	1984–87	90
Shelley	Jo Nathan	CB	Mississippi	1987	30
Shepherd	JaCorey	CB	Kansas	2016	38
Sheriff	Stan	LB	Cal Poly–SLO	1956–57	50
Sherrard	Mike	WR	UCLA	1989–92	88
Shields	Billy	T	Georgia Tech	1984	67
Shoener	Hal	E	Iowa	1948–50	52
Shumann	Mike	WR	Florida State	1978–79, '81	84
Shumon	Ron	LB	Wichita State	1979	50
Sieminski	Charlie	T	Penn State	1963–65	65
Siglar	Ricky	G/T	San Jose State	1990	63
Silas	Sam	DE	Southern Illinois	1969–70	78
Silberman	Ian	OL	Boston College	2015	62
Simonton	Ken	RB	Oklahoma State	2004	30
Simpson	Jerome	WR	Coastal Carolina	2015	14
Simpson	Mike	DB	Houston	1970–73	38
Simpson	O.J.	RB	USC	1978–79	32
Sims	Barry	T	Utah	2008–10	65
Singleton	Nate	WR	Grambling	1993–96	88
Singleton	Ron	T	Grambling	1977–80	67
Sitko	Emil	HB	Notre Dame	1950	82
Skaugstad	Daryle	DT	California	1983	78
Skelton	John	QB	Fordham	2013	18
Skov	Shayne	LB	Stanford	2015–16	56
Skuta	Dan	LB	Grand Valley State	2013–14	51
Slaughter	T.J.	LB	Southern Mississippi	2006	52
Smelter	DeAndre	WR	Georgia Tech	2016–*	18
Smerlas	Fred	NT	Boston College	1990	76
Smiley	Justin	G	Alabama	2004–07	65
Smith	Aldon	LB	Missouri	2011–14	99
Smith	Alex	QB	Utah	2005–12	11
Smith	Alfonso	RB	Kentucky	2014	38
Smith	Artie	DL	Louisiana Tech	1993–94	95
Smith	Charles	E	Abilene Christian	1956	80
Smith	Corey	DE	North Carolina State	2004–05	58, 71
Smith	Derek	LB	Arizona State	2001–07	50
Smith	Ernie	HB	Compton J.C.	1955–56	42
Smith	Frankie	CB	Baylor	1996–97	27, 29
Smith	George	C	California	1947	23, 25
Smith	Irv	TE	Notre Dame	1998	82
Smith	J.D.	HB	North Carolina A&T	1956–64	24
Smith	Jerry	G	Wisconsin	1952–53	69
Smith	Justin	DT	Missouri	2008–14	94
Smith	Keith	CB	McNeese State	2009	20
Smith	Noland	RB	Tennessee State	1969	1
Smith	Paul	RB	UTEP	2000–02	27
Smith	Reggie	CB	Oklahoma	2008–11	30
Smith	Steve	E	Michigan	1966–67	86
Smith	Torrey	WR	Maryland	2015–16	82
Smith	Trent	TE	Oklahoma	2005	48
Smith	Troy	QB	Ohio State	2010	1
Snead	Norman	QB	Wake Forest	1974–75	16
Sniadecki	Jim	LB	Indiana	1969–73	58
Snyder	Adam	T/G	Oregon	2005–11, '13	68
Solomon	Freddie	WR	Tampa	1978–85	88
Soltau	Gordy	E	Minnesota	1950–58	51, 82
Sopoaga	Isaac	NT	Hawaii	2004–12	90
Sparks	Dave	G	South Carolina	1951	39, 68
Spence	Julian	HB	Sam Houston	1957	40
Spencer	Shawntae	CB	Pittsburgh	2004–11	36
Spikes	Takeo	LB	Auburn	2008–10	51
Spillman	C.J.	S	Marshall	2010–13	27
Spurlock	Micheal	WR	Mississippi	2009	18
Spurrier	Steve	QB	Florida	1967–75	11
St. Clair	Bob	T	San Francisco–Tulsa	1953–64	79
Staley	Joe	T	Central Michigan	2007–*	74
Standifer	Bob	NT	Tenn.–Chattanooga	1987	79
Standlee	Norm	FB	Stanford	1946–52	32, 72
Stanley	Chad	P	Stephen F. Austin	1999–00	4

Last	First	Position	College	Years	Jersey #
Stanley	Matt	FB	UCLA	2004	44
Steitz	Nick	G	Oregon	2006	74
Stenstrom	Steve	QB	Stanford	1999	18
Stephenson	Milford	G/T	Kansas State	2001–02	64
Steptoe	Jack	WR	Utah	1978	87
Stevens	Mark	QB	Utah	1987	7
Stewart	Daleroy	DT	Southern Mississippi	2004	64
Stewart	Quincy	LB	Louisiana Tech	2001–02	54
Stickles	Monty	E	Notre Dame	1960–67	85
Stidham	Howard	LB	Tennessee Tech	1977	58
Stits	Bill	DB	UCLA	1957–58	20
Stokes	J.J.	WR	UCLA	1995–02	83
Stolhandske	Tom	LB	Texas	1955	86
Stone	Ron	G	Boston College	2002–03	65
Stover	Jeff	DE	Oregon	1982–88	72
Streater	Rod	WR	Temple	2016	81
Streets	Tai	WR	Michigan	1999–03	89
Strickland	Bishop	FB	South Carolina	1951	75
Strickland	Donald	CB	Colorado	2006–08	30
Strong	Frank	LB	USC	2002	58
Strong	Jim	RB	Houston	1970	28
Stroth	Vince	T	BYU	1985	60
Strzykalski	John	HB	Marquette	1946–52	45
Stubblefield	Dana	DT	Kansas	1993–97, 2001–02	94
Stubbs	Daniel	DE	Miami (Fla.)	1988–89	96
Stuckey	Jim	DE	Clemson	1980–85	79
Stupar	Nate	LB	Penn State	2013	56
Sullivan	Bob	HB	Holy Cross	1948	94
Sullivan	John	S	California	1987	43
Sunseri	Vinnie	S	Alabama	2016–*	40
Susoeff	Nick	E	Washington State	1946–49	58
Sutherland	Vinny	KR/HB	Purdue	2001, '02 (P)	14, 25, 85
Sutro	John	T	San Jose State	1962	68
Suttle	Jason	CB	Wisconsin	2001	35
Swain	Brett	WR	San Diego State	2011	18
Swift	Justin	TE	Kansas State	2000–02	88
Swinford	Wayne	DB	Georgia	1965–67	23
Sydney	Harry	FB	Kansas	1987–91	24

T

Tamm	Ralph	G	West Chester	1992–94	64
Tanner	Hamp	T	Georgia	1951	46, 77
Tanner	Phillip	RB	Middle Tennessee State	2014	48
Tartt	Jaquiski	S	Samford	2015–*	29
Tausch	Terry	G	Texas	1989	66
Tautolo	Terry	LB	UCLA	1980–81	50
Taylor	Brian	S	Oregon State	1993	47
Taylor	Bruce	CB	Boston	1970–77	44
Taylor	Curtis	S	LSU	2009–10	28
Taylor	John	WR	Delaware State	1986–95	82
Taylor	Roosevelt	S	Grambling	1969–71	25
Teresa	Tony	HB	San Jose State	1958	26
Theus	John	OL	Georgia	2016–*	71
Thomas	Aaron	E	Oregon State	1961	89
Thomas	Brandon	G	Clemson	2015	60
Thomas	Chase	LB	Stanford	2014	58
Thomas	Chris	WR	Cal Poly–SLO	1995	89
Thomas	Chuck	C	Oklahoma	1987–92	60
Thomas	Edward	LB	Georgia Southern	2000	52
Thomas	Jimmy	RB	Texas–Arlington	1969–73	24
Thomas	John	T	Pacific	1958–67	78
Thomas	Lynn	DB	Pittsburgh	1981–82	28
Thomas	Mark	DE	North Carolina State	1992–95	72
Thomas	Pierre	RB	Illinois	2015	32
Thompson	Dylan	QB	South Carolina	2015	13
Thompson	Tommy	P	Oregon	1995–98	3
Thornburg	Jeremy	S	Northern Arizona	2005	45
Thornton	Bruce	CB	Georgia	2005	26
Thornton	Rupe	G	Santa Clara	1946–47	35, 46
Threadgill	Bruce	S	Mississippi State	1978	23
Tidwell	Billy	HB	Texas A&M	1954	24

Last	First	Position	College	Years	Jersey #
Tillman	Spencer	HB	Oklahoma	1989–91	23
Tiller	Andrew	G	Syracuse	2014–16	61
Times	Kenny	DT	Southern	1980	60
Titchenal	Bob	E	San Jose State	1946	51
Tittle	Y.A.	QB	LSU	1951–60	14, 64
Tolzien	Scott	QB	Wisconsin	2011–12	3
Toneff	Bob	T	Notre Dame	1952, 54–59	62, 74
Torretta	Gino	QB	Miami (Fla.)	1996	13
Torrey	Andre	LB	Arizona	2006	55
Trimble	Wayne	DB	Alabama	1967	24
Tubbs	Jerry	LB	Oklahoma	1958–59	50
Tubbs	Winfred	LB	Texas	1998–00	55
Tucker	B.J.	CB	Wisconsin	2005–07	22, 30
Tucker	Bill	RB	Tennessee A&I	1967–70	45
Tuiasosopo	Manu	DT	UCLA	1984–86	78
Tukuafu	Will	DT/FB	Oregon	2010–13, '13–14	92, 48
Turner	Keena	LB	Purdue	1980–90	58
Turner	Odessa	WR	Northwestern Louisiana	1992–93	86
Tyler	Wendell	RB	UCLA	1983–86	26

U

Ulbrich	Jeff	LB	Hawaii	2000–09	53
Ulmer	Artie	LB	Valdosta State	2000	50
Uwaezuoke	Iheanyi	WR	California	1996–98	89

V

Van Doren	Bob	E	USC	1953	89
Vanderbundt	Skip	LB	Oregon State	1968–77	52
Varajon	Mike	FB	Toledo	1987	48
Vardell	Tommy	RB	Stanford	1996, '99	44
Vaughan	Ruben	DT	Colorado	1979	72
Vaughn	Vickiel	S	Arkansas	2006	32
Vaught	Ted	E	TCU	1953	89
Ventrone	Bubba	S	Villanova	2013, 2014	41, 23
Veris	Garin	DE	Stanford	1992	93
Vetrano	Joe	HB	Southern Mississippi	1946–49	82
Vincent	Ted	DT	Wichita State	1979–80	66, 75
Visger	George	DT	Colorado	1980	63
Vollenweider	Jim	FB	Miami (Fla.)	1962–63	33

W

Wagner	Lowell	HB	USC	1949–53, '55	42, 92
Walker	Aaron	TE	Florida	2003–05	49
Walker	Adam	RB	Pittsburgh	1992–95	27
Walker	Darnell	CB	Oklahoma	1997–99	38
Walker	Delanie	TE	Central Missouri	2006–12	46
Walker	Derek	DT	Illinois	2009	78
Walker	Elliott	RB	Pittsburgh	1978	35
Walker	Val Joe	HB	SMU	1957	44
Wallace	Bev	QB	Compton J.C.	1947–49	64
Wallace	Cody	C	Texas A&M	2008–09	59
Wallace	Steve	T	Auburn	1986–96	74
Walls	Wesley	TE	Mississippi	1989–93	89
Walter	Mike	LB	Oregon	1984–93	99
Ward	Chad	G	Washington	2001	68
Ward	Jimmie	DB	Northern Illinois	2014–*	25

Last	First	Position	College	Years	Jersey #
Ware	Kevin	TE	Washington	2004	47
Warren	Terrance	WR	Hampton	1995	19
Washington	Dave	LB	Alcorn A&M	1975–77	50
Washington	Gene	WR	Stanford	1969–77	18
Washington	Marvin	DE	Idaho	1997, 99	95
Washington	Ted	NT/DE	Louisville	1991–93	97
Washington	Tim	CB	Fresno State	1982	46
Washington	Vic	RB	Wyoming	1971–73	22
Waters	Bob	QB	Presbyterian	1960–64	11
Watson	John	T	Oklahoma	1971–76	67
Watters	Ricky	RB	Notre Dame	1991–94	32
Waymer	Dave	DB	Notre Dame	1990–91	43
Weaver	Jed	TE	Oregon	2003	88
Webb	Jimmy	DT	Mississippi State	1975–80	74
Webster	Jason	CB	Texas A&M	2000–03	36
Weinke	Chris	QB	Florida State	2007	17
Wells	Mike	TE	San Diego State	1987	40
Wells	Ray	LB	Arizona	2004–05	59
Wersching	Ray	K	California	1977–87	14
Wesley	Joe	LB	LSU	1999	56
West	Robert	WR	San Diego State	1974	85
Westbrook	Brian	RB	Villanova	2010	20
White	Bob	HB	Stanford	1951–52	25, 85
White	DeAndrew	WR	Alabama	2015	18
Whiting	Brandon	DE	California	2004	94
Whitmore	David	S	Stephen F. Austin	1991–92	41
Whitner	Donte	S	Ohio State	2011–13	31
Wilcox	Dave	LB	Oregon	1964–74	64
Wilhelm	Matt	LB	Ohio State	2009	57
Wilhoite	Michael	LB	Washburn	2012–16	57
Wilkerson	Jerry	DE	Oregon State	1980	60, 66
Wilkins	David	LB	Eastern Kentucky	1992	66
Wilkins	Gabe	DE	Gardner–Webb	1998–99	98
Wilkins	Jeff	K	Youngstown State	1995–96	14
Wilks	Greg	LB	Montana State	1987	99
Willard	Ken	FB	North Carolina	1965–73	40
Williams	Alfred	DE	Colorado	1995	91
Williams	Andrew	DE	Miami (Fla.)	2003–05	94, 99
Williams	Brandon	WR	Wisconsin	2006–07	17, 81
Williams	Chad	S	Southern Mississippi	2006	25
Williams	Dave	RB	Colorado	1977–78	30
Williams	Delvin	RB	Kansas	1974–77	24
Williams	Gerard	DB	Langston	1979–80	29
Williams	Herb	CB	Southern	1980	23
Williams	Howie	HB	Howard	1963	28
Williams	Ian	NT	Notre Dame	2011–16	93
Williams	James	LB	Mississippi State	1997–98	27
Williams	James	DB	Fresno State	1996	53
Williams	Jamie	TE	Nebraska	1989–93	81
Williams	Jimmy	CB	Vanderbilt	2001–04	23
Williams	John	HB	USC	1954	25
Williams	Joel	C	Texas	1948	22
Williams	Kevin	WR/KR	Miami (Fla.)	2000	82
Williams	Kyle	WR	Arizona State	2010–13	10
Williams	Madieu	S	Maryland	2011	20
Williams	Melvin	DE	Kansas State	2004	71
Williams	Michael	CB	UCLA	1995	45

Last	First	Position	College	Years	Jersey #
Williams	Newton	RB	Arizona State	1982	45
Williams	Renauld	LB	Hofstra	2005–06	59
Williams	Robert	CB	North Carolina	1999	24
Williams	Roy	T	Pacific	1963–64	66
Williams	Vince	FB	Oregon	1982–83	40
Williamson	Carlton	S	Pittsburgh	1981–88	27
Willig	Matt	T	USC	2000–02	77
Willis	Jamal	RB	BYU	1995–96	24
Willis	Patrick	LB	Mississippi	2007–14	52
Wilmsmeyer	Klaus	P	Louisville	1992–94	10
Wilson	Billy	E	San Jose State	1951–60	52, 84
Wilson	Jim	G	Georgia	1965–66	63
Wilson	Troy	DE	Pittsburg State	1993–94, 2001	71, 92
Wilson	Karl	DL	LSU	1993	77
Wilson	Jerry	LB	Auburn	1960	82
Wilson	Cedrick	WR	Tennessee	2001–04	84
Wilson	Mike	WR	Washington State	1981–90	85
Winborn	Jamie	LB	Vanderbilt	2001–05	55
Windsor	Bob	E	Kentucky	1967–71	89
Winston	Lloyd	FB	USC	1962–63	32
Wismann	Pete	LB	St. Louis	1949–52, 54	22, 52
Witcher	Dick	E	UCLA	1966–73	34, 88
Wittenborn	John	G	Southeast Missouri	1958–60	66
Wittum	Tom	P	Northern Illinois	1973–77	13
Woitt	John	DB	Mississippi State	1968–69	48
Wondolowski	Bill	WR	Eastern Montana	1969	33
Woodall	Lee	LB	West Chester	1994–99	54
Woods	Don	RB	New Mexico	1980	47
Woods	Rashaun	WR	Oklahoma State	2004–05	81
Woodson	Rod	CB	Purdue	1997	26
Woodson	Abe	DB	Illinois	1958–64	40

Last	First	Position	College	Years	Jersey #
Woudenberg	John	T	Denver	1946–49	41
Wragge	Tony	G	New Mexico State	2005–10	69
Wright	Eric	CB	UNLV	2013	30
Wright	Eric	CB	Missouri	1981–90	21
Wright	Shareece	CB	USC	2015	24
Wynn	DeShawn	RB	Florida	2010	29

Y

Yonamine	Wally	HB	Farrington High (HI.)	1947	94
Young	Steve	QB	BYU	1987–99	8
Young	Charle	TE	USC	1980–82	86
Young	Bryant	DT	Notre Dame	1994–07	97
Youngelman	Sid	T	Alabama	1955	77
Yowarsky	Walt	C	Kentucky	1958	58

Z

Zamlynski	Zigmond	HB	Villanova	1946	71
Zeigler	Dominique	WR	Baylor	2008, 2010	17
Zelenka	Joe	LS	Wake Forest	1999	52
Zendejas	Tony	K	Nevada	1995	7

ALL-TIME PRACTICE SQUAD ROSTER SINCE 1993

A

Last	First	Position	College	Years
Adams	Mike	FS	Delaware	2004
Alcorn	Zac	TE	Black Hills State	2007
Allen	Bosley	WR	North Carolina	2003
Allen	Brian	RB	Stanford	2005
Amundson	Allan	RB	Oregon	2003
Anderson	Dres	WR	Utah	2016
Anderson	Morris	WR	Baylor	1999
Anelli	Mark	TE	Wisconsin	2002
Archibald	Ben	T	Brigham Young	2003
Armstrong	Antonio	DE	Texas A&M	1995

B

Bakhtiari	Eric	LB	San Diego	2008, 2010
Balducci	Alex	OL	Oregon	2016
Ball	Marcus	S	Memphis	2016
Barton	Kirk	T	Ohio State	2009
Bateman	Eric	T	Brigham Young	1998
Beeler	Chase	C	Stanford	2011
Bell	Shonn	TE	Virginia–Wise	2000
Bethel–Thompson	McLeod	QB	Sacramento State	2013, 2015
Bing	Darnell	OLB	USC	2007
Birdine	Larry	DE	Oklahoma	2008
Blades	Al	DB	Miami	2001
Blevins	Tony	FS	Kansas	1998
Boone	Alex	T	Ohio State	2009
Bradford	Mark	WR	Stanford	2008
Bradley	Mario	DB	USC	1997
Branch	Darrick	WR	Hawaii	1995
Brewer	C.J.	WR	Wyoming	2006
Briggs	Diyral	OLB	Bowling Green	2009
Bristol	Mark	T	Mansfield	2001
Brock	Tramaine	CB	Belhaven	2010
Brown	Darwin	CB	Texas Tech	1999
Brown	Jarrett	QB	West Virginia	2010
Browning	Alfonzo	WR	Kentucky	1994–95
Bruce	Arland	WR	Minnesota	2003
Bryant	Junior	DT	Notre Dame	1994
Burnett	Bryce	TE	San Jose State	1994
Burnett	Martail	DE	Utah	2009
Butler	Carson	TE	Michigan	2009
Bykowski	Carter	T	Iowa State	2013–14

C

Caldwell	Mike	WR	California	1994–95
Campbell	DiAndre	WR	Washington	2015–16
Carr	William	DT	Michigan	2000
Carrier	Derek	TE	Beloit	2013
Carter	Dwight	WR	Hawaii	2000
Carter	Eric	DB	Knoxville	1996
Casey	Chance	CB	Baylor	2014
Caulcrick	Jehuu	RB	Michigan State	2010
Childers	Jamie	TE	Coastal Carolina	2015
Childress	O.J.	LB	Clemson	2000
Chubb	Brandon	LB	Wake Forest	2016
Clayton	Carey	C	Texas–El Paso	2001
Clayton	Thomas	RB	Kansas State	2007–08
Cleveland	Asante	TE	Miami	2014
Cloherly	Colin	TE	Brown	2010
Cloman	Scott	WR	Southern U.	2002–03
Coleman	Herbert	DE	Trinity, Ill.	1995
Collins	Dobson	WR	Gardner–Webb	2009
Cooper	Fahn	OL	Mississippi	2016
Cooper	Josh	DE	Mississippi	2004
Cooper	Roger	LB	Montana State	2005
Crecion	Gabe	TE	UCLA	2004
Cromartie	Marcus	CB	Wisconsin	2014–15
Cunningham	Alonzo	G	Iowa	2003–04
Curry	Markus	CB	Michigan	2007

D

Last	First	Position	College	Years
Dahl	Harvey	G	Nevada	2005, 2007
Davis	Bruce	OLB	UCLA	2010, 2012
Davis	Chris	CB	Auburn	2015
Davis	Ennis	DT	USC	2001
Davis	Jerome	T	Minnesota	2002–03
Davis	Nate	QB	Ball State	2010
Davison	Jerone	RB	Arizona State	1995
Dildine	Steve	LB	Washington State	2007
Divens	Lamar	DL	Tennessee State	2012
Doman	Brandon	QB	Brigham Young	2004
Draft	Chris	OLB	Stanford	1999
Duckett	Damane	DT	East Carolina	2006–07

E

Eiland	Deandre	S	South Carolina	2005
Ellison	Atiyah	DT	Missouri	2008
Elmore	Ricky	LB	Arizona	2011
Emanuel	Ben	S	UCLA	2005
Estrada	Sean	T	Pennsylvania	2007

F

Farris	Jimmy	WR	Montana	2001
Feugill	John	T	Maryland	2002
Fields	Chafie	WR	Penn State	2000
Finley	Joe Jon	TE	Oklahoma	2008–09
Fleck	P.J.	WR	Northern Illinois	2004
Folkerts	Brian	C	Washburn	2015
Fountaine	Jamal	DE	Washington	1994
Frazier	Mose	WR	Memphis	2016
Fullington	John	T	Washington State	2014
Fuller	Cameron	CB	New Mexico State	2014
Fulton	Xavier	T	Illinois	2010

G

Gaskins	Kendall	RB	Richmond	2014–15
Gentry	Josh	LB	Indianapolis	2000
Grant	Bakari	WR	California–Davis	2010
Grant	Curtis	LB	Ohio State	2016
Grant	Larry	LB	Ohio State	2008
Grieb	Mike	TE	UCLA	1999
Grimble	Xavier	TE	USC	2014

H

Hairston	Jason	LB	California–Davis	1995
Hall	Chad	WR	Air Force	2012
Hall	Derek	T	Stanford	2011
Hall	Lamont	TE	Clemson	1999
Hamdan	Gibran	QB	Indiana	2006
Hamm	Je’Ron	TE	Louisiana–Monroe	2016
Hampton	Jewel	RB	Southern Illinois	2013
Hannon	Chris	WR	Tennessee	2008
Hanson	Joselio	CB	Texas Tech	2003
Harden	Michael	CB	Missouri	2005
Harper	Chris	WR	California	2016
Harris	DuJuan	RB	Troy	2016
Harris	Mark	WR	Stanford	1996
Hastings	Joe	WR	Washburn	2011
Hawkins	Donald	T	Texas	2015
Hawkinson	Tanner	T	Kansas	2015
Hayne	Jarryd	RB	No College	2015
Heard	Ronnie	S	Mississippi	2000
Herold	Zac	TE	Nebraska–Omaha	2007
Herrion	Thomas	G	Utah	2004
Herzing	Adam	WR	Cal Poly–SLO	2003
Hicks	Maurice	RB	North Carolina A&T	2004
Hill	Kahlil	WR	Iowa	2003
Hillman–Ellis	Alex	LB	Washington State	2012
Holloway	Menson	DE	Texas–El Paso	2001
Holmes	Louis	DE	Arizona	2008
Hopson	Tyrone	G	Eastern Kentucky	2000
Howell	Nick	T	USC	2010
Hunter	Brice	WR	Georgia	1996

Players Currently on the 49ers Roster in Italics

I				
Last	First	Position	College	Years
Isom	Jasen	FB	Western Illinois	2002–03
Ivlow	John	RB	Colorado State	1994
<i>Iworah</i>	<i>Prince Charles</i>	<i>CB</i>	<i>Western Kentucky</i>	<i>2016</i>
Iwuchukwu	Bobby	LB	Purdue	2006

J				
Jacobs	Chuck	WR	Utah State	2013
Jarrett	Craig	P	Michigan State	2002
Jensen	Erik	TE	Iowa	2004
Jerod–Eddie	Tony	DT	Texas A&M	2012
Johnson	Ian	RB	Boise State	2011
Johnson	Cam	LB	Virginia	2012
Jones	Colin	FS	Texas Christian	2011
Jones	Jim	G	Notre Dame	2005
Jordan	James	WR	Louisiana Tech	2002–03
Jose	Steve	LB	Carson–Newman	2004
Jurovich	Kevin	WR	San Jose State	2010

K				
Katnik	Norm	G	USC	2005
Keasey	Zak	FB	Princeton	2005–07
Keith	John	S	Furman	2002–03
Kelly	Colin	OL	Oregon State	2016
Keneley	Matt	DT	USC	1999–00
Kobdich	Josh	T	Fresno State	1999
Kopa	Matt	T	Stanford	2010
Kristick	Keaton	LB	Oregon State	2010
Kuehl	Ryan	LS	Virginia	1995

L				
Lamb	Marc	T	Montana	1997
Landolt	Dennis	G	Penn State	2010
Landry	Michael	DE	Southern U.	2003–04
Lattimore	Keon	RB	Maryland	2009
Ledford	Dwayne	C	East Carolina	1999
Lee	Austin	DE	Stanford	2002–03
LeGree	Mark	DB	Appalachian State	2011
Leonhardt	Brian	TE	Bemidji State	2015
Lewis	Jermaine	WR	Western Michigan	2003
Lewis	Jonas	RB	San Diego State	2000
Lewis	Lance	WR	East Carolina	2014
Lockett	Aaron	WR	Kansas State	2002
Lockett	Ricardo	WR	Fort Valley State	2012
Long	Lance	WR	Mississippi State	2010

M				
Malveaux	Kelly	CB	Arizona	1998
Manuel	Sam	LB	New Mexico State	1996
Maragos	Chris	DB	Wisconsin	2010
Martin	Chris	T	Central Florida	2014
Masifilo	Matthew	DT	Stanford	2012
Matthews	John	WR	San Diego	2011
Maxwell	Marcus	WR	Oregon	2005–06
McFadden	Leon	CB	San Diego State	2014
McGuirk	Pat	DB	Cal Poly–SLO	1995–96
McKenzie	Kevin	WR	Washington State	1998
McManis	Wynton	LB	Memphis	2016
Miller	Brit	FB	Illinois	2009
Mincey	Jeremy	DE	Florida	2006
Miranda	Paul	CB	Central Florida	2000
Mitchell	Khalif	DT	East Carolina	2009
Moore	Jason	FS	San Diego State	2000
Morris	Darryl	CB	Texas State	2013
<i>Mostert</i>	<i>Raheem</i>	<i>RB</i>	<i>Purdue</i>	<i>2016</i>

N				
Nelms	Cory	DB	Miami	2011
Netter	Al	G	Northwestern	2012–13
Newberry	Jared	LB	Stanford	2006
Noble	Brandon	DT	Penn State	1997–98

O				
Last	First	Position	College	Years
Okoye	Lawrence	DL	No College	2014
Olivo	Brock	FB	Missouri	1998
Olson	Drew	QB	UCLA	2007
Omameh	Patrick	G	Michigan	2013
Omon	Xavier	RB	Northwest Missouri St.	2010–11

P				
Palmer	Nathan	WR	Northern Illinois	2012
Parks	Nathan	C	Stanford	2001
Pay	Garry	C	Brigham Young	1994
Peters	Scott	C	Arizona State	2004
Pitts	Stephen	RB	Penn State	1996
Posey	Jeff	OLB	Southern Mississippi	1997
<i>Price</i>	<i>Norman</i>	<i>OL</i>	<i>Southern Mississippi</i>	<i>2016</i>
Provost	Tim	T	San Jose State	2004
Purcell	Mike	NT	Wyoming	2013–14

R				
Rabb	Jerard	WR	Boise State	2007
Rabe	Russel	DE	Minnesota–Duluth	2006
Radovich	Drew	T	USC	2009
Ramsey	Kaleb	DT	Boston College	2015
Reed	D'Aundre	LB	Arizona	2013
Reed	Rayshun	DB	Troy	2004
Reese	Albert	DT	Grambling	1996–97
Reese	Marcus	LB	UCLA	2003
Renteria	D.J.	DT	New Mexico	2004
Reuland	Konrad	TE	Stanford	2011
Richie	David	DT	Washington	1998
Rodgers	Cory	WR	Texas Christian	2006
Roland	Justin	LB	Kansas State	2008
Rubio	Angel	DE	S.E. Missouri	1998
Rush	Marcus	LB	Michigan State	2015–16
Rutherford	Reynard	RB	California	1996–97

S				
Salmon	Mike	DB	USC	1996
Sanders	Darryl	DE	Virginia	2002
Scaccia	Fabrizio	K	No College	2010
Scharff	Scott	DE	Stanford	2005
Sebetic	Kyle	CB	Dayton	2015
Serwanga	Wasswa	CB	UCLA	1999
Shaw	Josh	DT	Michigan State	2003
Shearer	Curtis	WR	San Diego State	1996–97
Sheets	Kory	RB	Purdue	2009
Simmons	Monte	LB	Kent State	2011
Simonton	Ken	RB	Oregon State	2004
Skov	Shayne	LB	Stanford	2014, 2016
<i>Smelter</i>	<i>DeAndre</i>	<i>WR</i>	<i>Georgia Tech</i>	<i>2016</i>
Smith	Garrison	NT	Georgia	2014–15
Smith	Harrison	DB	California	2006
Smith	Jonathan	RB	Washington State	2004
Smith	Trent	TE	Oklahoma	2005
Smith	Tyrone	DB	Baylor	1996, 1998
Smith	Tyson	LB	Iowa State	2007
Snyder	Kevin	LB	Rutgers	2015
Sobieski	Ben	G	Iowa	2005
Stanley	Matt	FB	UCLA	2004
Stanley	Ronald	LB	Michigan State	2005
Steele	Ben	TE	Mesa State	2002
Stephenson	Milford	T	Kansas State	2001
Stewart	Carl	RB	Auburn	2008
Strickland	Vernon	LB	Georgia Tech	1998
Suisham	Shaun	K	Bowling Green	2006
<i>Sunseri</i>	<i>Vinnie</i>	<i>S</i>	<i>Alabama</i>	<i>2016</i>
Swaggert	Brent	T	Montana State	2004
Swanson	Dax	CB	Sam Houston State	2013
Swanson	Pete	G	Stanford	1999
Swift	Justin	TE	Kansas State	1999

T				
Last	First	Position	College	Years
Taylor	Curtis	S	LSU	2012
Taylor	Kelvin	RB	Florida	2016
Taylor	Kerry	WR	Arizona State	2011
Tenner	Jason	DT	Villanova	1999
Thomas	Chase	LB	Stanford	2014
Thomas	Duke	CB	Texas	2016
Thomas	Edward	OLB	Georgia Southern	2000
Thomas	Michael	S	Stanford	2012–13
Thompson	Dylan	QB	South Carolina	2015
Thornton	Bruce	CB	Georgia	2005
Thornton	Carlos	DE	Alcorn State	1997
Tiller	Andrew	G	Syracuse	2014–15
Toledo	Joe	T	Washington	2008
Toliver	Antoine	WR	Bethune–Cookman	2002
Treaudo	Ahmad	CB	Southern U.	2005
Tucker	B.J.	CB	Wisconsin	2005–06
Tukuafu	Will	DE	Oregon	2010
Tuzilli	Andrew	WR	Rutgers	2015

U				
Ulmer	Artie	OLB	Valdosta State	2000

V				
Van Dyk	Mitchell	OL	Portland State	2016

W				
Wallace	Larry	WR	USC	1994
Washington	Mark	LB	Texas State	2007
Washington	Tavares	T	Florida	2006–07
Wesley	Joe	LB	LSU	1999
Whitehead	Jermaine	S	Auburn	2015
Whitley	Eddie	CB	Virginia Tech	2012
Wiggins	Kenny	T	Fresno State	2012
Wilder	Sam	T	Colorado	2005–06
Wilhoite	Michael	LB	Washburn	2011–12
Williams	Brad	C	Notre Dame	2001
Williams	Jimmy	CB	Vanderbilt	2001
Williams	Michael	DB	UCLA	1995
Williams	Renauld	LB	Hofstra	2005–06
Wishom	Jerron	DB	Louisiana Tech	2006
Wright	Rodney	WR	Fresno State	2009
Wright–Fair	Shaumbe	RB	Washington State	1994
Wylie	Devon	WR	Fresno State	2013
Wynn	DeShawn	RB	Florida	2010

Y				
Last	First	Position	College	Years
Yates	Max	LB	Marshall	2004

Z				
Zeigler	Dominique	WR	Baylor	2007–09
Zeigler	Doug	TE	Mississippi	2004

ALL-TIME UNDRAFTED ROOKIE FREE AGENTS TO MAKE ROSTER

1994

Last	First	Position	College	Years
Barber	Rudy	G	Miami	1994
Carolan	Brett	TE	Washington State	1994–95

1995

Last	First	Position	College	Years
Willis	Jamal	RB	Brigham Young	1995

1996

Last	First	Position	College	Years
Benefield	Daved	LB	Cal State–Northridge	1996
Fiore	Dave	G	Hofstra	1998–2002
Harris	Mark	WR	Stanford	1996–99

1997

Last	First	Position	College	Years
Bradford	Vince	LB	Arkansas	1997
Bronson	Zack	FS	McNeese State	1997–2003

1998

Last	First	Position	College	Years
Blevins	Tony	FS	Kansas	1998
Hobgood–Chittick	Nate	DT	North Carolina	2000
Richey	Wade	K	LSU	1998–2000

1999

Last	First	Position	College	Years
Dercher	Dan	T	Kansas	1999–2000
Garcia	Jeff	QB	San Jose State	1999–2003
Ledford	Dwayne	C	East Carolina	2000, 2003
Stanley	Chad	P	Stephen F. Austin	1999–2000
Wesley	Joe	LB	LSU	1999
Zelenka	Joe	LS	Wake Forest	1999

2000

Last	First	Position	College	Years
Dunlap	London	DE	Texas Christian	2000
Dupree	Terrence	TE	Duke	2000
Heard	Ronnie	SS	Mississippi	2000–04
Killings	Cedric	DT	Carson–Newman	2000
Lewis	Jonas	RB	San Diego State	2000–01
Thomas	Edward	OLB	Georgia Southern	2000

2001

Last	First	Position	College	Years
Baker	Jason	P	Iowa	2001–02
Blades	Al	DB	Miami	2001
Costa	Dave	G	Wisconsin	2001
Elam	Shane	OLB	Mississippi	2001
McCurley	Jeff	C	Pittsburgh	2001
Ray	Ricky	QB	Sacramento State	2001
Schlecht	John	DT	Minnesota	2001
Stephenson	Milford	T	Kansas State	2001
Stewart	Quincy	ILB	Louisiana Tech	2001–02

2002

Last	First	Position	College	Years
Moore	Brandon	ILB	Oklahoma	2002–07
Osika	Craig	G	Indiana	2002
Robertson	Jamal	RB	Ohio Northern	2002–04
Strong	Frank	OLB	USC	2002

2003

Last	First	Position	College	Years
Carpenter	Dwaine	FS	North Carolina A&T	2003–05

2004

Last	First	Position	College	Years
Adams	Mike	FS	Delaware	2004–06
Cooper	Josh	DE	Mississippi	2004
Fleck	P.J.	WR	Northern Illinois	2004
Reed	Rayshun	DB	Troy	2004

2005

Last	First	Position	College	Years
Amev	Otis	WR	Sacramento State	2005
Dahl	Harvey	G	Nevada	2005
Thornburg	Jeremy	FS	Northern Arizona	2005

2009

Last	First	Position	College	Years
Miller	Brit	FB	Illinois	2009
Briggs	Diyral	OLB	Bowling Green	2009
Walker	Derek	DE	Illinois	2009

2010

Last	First	Position	College	Years
Brock	Tramaine	CB	Belhaven	2010–16
Joseph	Alex	LB	Temple	2010
Kristick	Keaton	LB	Oregon State	2010
Maragos	Chris	DB	Wisconsin	2010
Tukuafu	Will	DE	Oregon	2010–13

2011

Last	First	Position	College	Years
Bogan	Dontavia	WR	South Florida	2011
Dobbs	Demarcus	DE	Georgia	2011–14
Hastings	Joe	WR	Washburn	2011
Tolzien	Scott	QB	Wisconsin	2011–12
Williams	Ian	NT	Notre Dame	2011–16

2012

Last	First	Position	College	Years
Celek	Garrett	TE	Michigan State	2012–Current
Hampton	Jewel	RB	Southern Illinois	2012–13
Jerod–Eddie	Tony	DT	Texas A&M	2012–16

2013

Last	First	Position	College	Years
McDermott	Kevin	LS	UCLA	2013
Morris	Darryl	CB	Texas State	2013

2014

Last	First	Position	College	Years
Cleveland	Asante	TE	Miami	2014
Farrell	Dillon	G/C	New Mexico	2014
McCray	L.J.	S	Catawba	2014–15

2015

Last	First	Position	College	Years
Easton	Nick	C	Harvard	2015
Hayne	Jarryd	RB	No College	2015
White	DeAndrew	WR	Alabama	2015

*Players acquired by the 49ers that were undrafted rookie free agents that appeared on the 53-man roster during their respective rookie season.

49ERS STARTERS

1950

Offense

LE 51 Gordy Soltau/
52 Hal Shoener/
59 Alex Loyd
LT 41 Don Campora/
40 Harley Dow
LG 37 Homer Hobbs/
42 Leo Nomellini
C 23 Bill Johnson
RG 33 Bruno Banducci/
31 Charles Shaw
RT 46 Clay Matthews/
43 Ray Collins
RE 53 Alyn Beals
QB 63 Frank Albert
LHB 83 Sam Cathcart/
93 Jim Cason/
82 Emil Sitko
RHB 91 John Strzykalski
FB 74 Joe Perry/
72 Norm Standlee

Defense

LE 52 Hal Shoener
LT 42 Leo Nomellini
MG 34 Visco Grgich
RT 43 Ray Collins
RE 54 Gail Bruce
LLB 71 Verl Lillywhite
MLB 22 Pete Wismann
RLB 72 Norm Standlee/
73 Don Burke
LW 83 Sam Cathcart
RW 92 Lowell Wagner
S 62 Jim Powers

1951

Offense

LE 51 Gordy Soltau/
53 Alyn Beals
LT 43 Ray Collins/
42 Leo Nomellini
LG 37 Nick Feher/
38 Don Burke
C 23 Bill Johnson
RG 33 Bruno Banducci
RT 42 Leo Nomellini/
43 Ray Collins
RE 58 Billy Wilson/
53 Alyn Beals
QB 63 Frank Albert/
64 Y.A. Tittle
LHB 81 Verl Lillywhite
RHB 91 John Strzykalski/
88 Pete Schabarum
FB 74 Joe Perry/
72 Norm Standlee

Defense

LE 47 Ed Henke
LT 43 Ray Collins/
42 Leo Nomellini
MG 34 Visco Grgich/
45 Al Carapella/
32 Bob Downs
RT 42 Leo Nomellini/

43 Ray Collins
RE 54 Gail Bruce
LLB 72 Norm Standlee/
62 Jim Powers
MLB 73 Hardy Brown
RLB 22 Pete Wismann/
81 Verl Lillywhite/
38 Don Burke
LW 62 Jim Powers/
83 Rex Berry
RW 92 Lowell Wagner
S 93 Jim Cason

1952

Offense

LE 82 Gordy Soltau/
85 Bill Jessup/
24 J.R. Boone
LT 62 Bob Toneff
LG 69 Jerry Smith/
67 Nick Feher
C 53 Bill Johnson/
52 Pete Wismann
RG 63 Bruno Banducci
RT 73 Leo Nomellini
RE 84 Billy Wilson
QB 13 Frank Albert/
14 Y.A. Tittle
LHB 22 Joe Arenas/
24 J.R. Boone/
82 Gordy Soltau
RHB 39 Hugh McElhenny
FB 34 Joe Perry

Defense

LE 89 Ed Henke
LT 73 Leo Nomellini
MG 68 Bob Momsen/
64 Visco Grgich
RT 75 Al Carapella
RE 83 Pat O'Donahue/
87 Charlie Powell
LLB 15 Jim Powers
MLB 33 Hardy Brown
RLB 68 Don Burke
LW 23 Rex Berry
RW 42 Lowell Wagner
S 43 Jim Cason/
28 Sam Cathcart

1953

Offense

LE 82 Gordy Soltau
LT 64 Doug Hogland/
77 Hal Miller
LG 69 Jerry Smith
C 53 Bill Johnson
RG 63 Bruno Banducci
RT 79 Bob St.Clair
RE 84 Billy Wilson
QB 14 Y.A. Tittle/
15 Jim Powers
LHB 22 Joe Arenas
RHB 39 Hugh McElhenny
FB 34 Joe Perry

Defense

LE 83 Clay Matthews/
87 Charlie Powell/
89 Bob Van Doren
LT 73 Leo Nomellini
MG 62 Art Michalik
RT 75 Al Carapella
RE 87 Charlie Powell/
89 Bob Van Doren
LLB 36 John Morton/
66 Don Burke
MLB 33 Hardy Brown
RLB 54 Jack Manley
LH 23 Rex Berry
RH 42 Lowell Wagner/
22 Joe Arenas
S 45 Fred Bruney/
15 Jim Powers

1954

Offense

LE 82 Gordy Soltau/
85 Bill Jessup
LT 64 Doug Hogland
LG 67 Nick Feher
C 53 Bill Johnson/
56 Pete Brown
RG 63 Bruno Banducci/
65 Ted Connolly
RT 79 Bob St.Clair
RE 84 Billy Wilson
QB 14 Y.A. Tittle/
43 Jim Cason
LHB 35 John H. Johnson/
22 Joe Arenas
RHB 39 Hugh McElhenny/
85 Bill Jessup
FB 34 Joe Perry

Defense

LE 83 Clay Matthews
LT 73 Leo Nomellini
MG 75 Al Carapella/
62 Art Michalik/
69 Bob Hantla
RT 76 Marion Campbell/
75 Al Carapella
RE 86 Jackson Brumfield
LLB 33 Hardy Brown/
48 Billy Mixon/
56 Pete Brown
RLB 74 Bob Toneff/
48 Billy Mixon/
66 Don Burke
LW 23 Rex Berry/
44 Pete Schabarum/
85 Bill Jessup
RW 22 Joe Arenas/
44 Pete Schabarum
LS 25 John Williams
RS 43 Jim Cason/
22 Joe Arenas

1955

Offense

LE 82 Gordy Soltau/
27 Carroll Hardy
LT 73 Leo Nomellini
LG 64 Doug Hogland/
65 Eldred Kraemer
C 53 Bill Johnson
RG 68 Lou Palatella/
63 Ed Sharkey
RT 79 Bob St.Clair
RE 84 Billy Wilson
QB 14 Y.A. Tittle
LHB 22 Joe Arenas/
35 John H. Johnson/
47 Dicky Moegle/
39 Hugh McElhenny
RHB 39 Hugh McElhenny/
27 Carroll Hardy/
22 Joe Arenas
FB 34 Joe Perry/
32 Lem Harkey

Defense

LE 83 Clay Matthews
LT 74 Bob Toneff/
75 Al Carapella
MG 75 Al Carapella/
69 Bob Hantla/
86 Tom Stolhandske
RT 76 Marion Campbell
RE 87 Charlie Powell/
86 Tom Stolhandske
LLB 55 Matt Hazeltine/
54 Ed Beatty/
33 Hardy Brown
RLB 33 Hardy Brown/
69 Bob Hantla
LW 40 George Maderos/
57 Paul Carr/
35 John H. Johnson
RW 49 Bob Luna/
35 John H. Johnson
LS 23 Rex Berry
RS 47 Dicky Moegle/
49 Bob Luna/
42 Ernie Smith

1956

Offense

LE 82 Gordy Soltau/
86 Clyde Conner
LT 78 Bob Cross/
75 Ed Henke
LG 74 Bob Toneff/
64 Ed Sharkey/
64 Ted Connolly/
68 Lou Palatella
C 53 Bill Johnson/
52 George Morris
RG 75 Ed Henke/
74 Bob Toneff/
64 Ted Connolly/
68 Lou Palatella
RT 79 Bob St.Clair

RE 84 Billy Wilson
QB 14 Y.A. Tittle/
11 Earl Morrall
LHB 39 Hugh McElhenny/
47 Dicky Moegle
RHB 22 Joe Arenas/
35 John H. Johnson/
85 Bill Jessup
FB 34 Joe Perry/
35 John H. Johnson

Defense

LE 77 Bruce Bosley
LT 73 Leo Nomellini
RT 72 Bill Herchman/
74 Bob Toneff
RE 87 Charlie Powell/
75 Ed Henke
LLB 50 Stan Sheriff/
64 Ed Sharkey/
50 Leo Rucka
MLB 54 Ed Beatty/
76 John Gonzaga/
87 Charlie Powell/
65 Tony Sardisco
RLB 55 Matt Hazeltine/
52 George Morris
LW 40 George Maderos/
57 Paul Carr/
23 Rex Berry
RW 57 Paul Carr/
42 Ernie Smith
LS 23 Rex Berry/
27 Bob Holladay
RS 47 Dicky Moegle/
45 Fred Bruney

1957

Offense

LE 88 Clyde Conner/
82 Gordy Soltau/
39 Hugh McElhenny
LT 78 Bob Cross
LG 68 Lou Palatella/
77 Bruce Bosley
C 53 Frank Morze
RG 64 Ted Connolly/
68 Lou Palatella/
77 Bruce Bosley
RT 79 Bob St.Clair/
70 Tom Dahms/
76 John Gonzaga
RE 84 Billy Wilson/
82 Gordy Soltau
QB 14 Y.A. Tittle/
12 John Brodie
LHB 39 Hugh McElhenny/
34 Joe Perry
RHB 27 R.C. Owens
FB 32 Gene Babb/
34 Joe Perry/
35 Larry Barnes
Defense
LE 75 Ed Henke
LT 73 Leo Nomellini
RT 72 Bill Herchman

RE 74 Bob Toneff
 LLB 55 Matt Hazeltine/
 54 Marv Matuszak/
 50 Stan Sheriff
 MLB 54 Marv Matuszak/
 52 Karl Rubke
 RLB 87 Charlie Powell/
 55 Matt Hazeltine
 LW 24 J.D. Smith/
 57 Paul Carr
 RW 20 Bill Stits
 LS 40 Bob Holladay/
 42 Jim Ridlon/
 44 Val Joe Walker
 RS 47 Dicky Moegle/
 44 Val Joe Walker

1958

Offense
 LE 88 Clyde Conner
 LT 78 Bob Cross/
 76 John Gonzaga
 LG 77 Bruce Bosley/
 68 Lou Palatella
 C 58 Walt Yowarsky/
 53 Frank Morze/
 52 Karl Rubke/
 68 Lou Palatella
 RG 64 Ted Connolly/
 66 John Wittenborn
 RT 79 Bob St.Clair
 RE 84 Billy Wilson/
 82 Gordy Soltau/
 87 Fred Dugan
 QB 12 John Brodie/
 14 Y.A. Tittle
 LHB 39 Hugh McElhenny
 RHB 27 R.C. Owens
 FB 34 Joe Perry
Defense
 LE 75 Ed Henke
 LT 73 Leo Nomellini
 MG 52 Karl Rubke/
 57 Dennit Morris
 RT 72 Bill Herchman
 RE 74 Bob Toneff
 LLB 54 Marv Matuszak/
 50 Jerry Tubbs/
 66 John Wittenborn
 RLB 55 Matt Hazeltine
 LH 80 Jerry Mertens
 RH 20 Bill Stits
 LS 42 Jim Ridlon/
 29 Bill Atkins
 RS 29 Bill Atkins/
 47 Dicky Moegle/
 42 Jim Ridlon

1959

Offense
 LE 88 Clyde Conner/
 87 Fred Dugan/
 27 R.C. Owens/
 47 Dicky Moegle
 LT 78 John Thomas/
 76 John Gonzaga
 LG 77 Bruce Bosley/
 66 John Wittenborn

C 53 Frank Morze/
 52 Karl Rubke
 RG 64 Ted Connolly
 RT 79 Bob St.Clair
 RE 84 Billy Wilson
 QB 14 Y.A. Tittle/
 12 John Brodie
 LHB 24 J.D. Smith/
 39 Hugh McElhenny
 RHB 39 Hugh McElhenny/
 27 R.C. Owens/
 87 Fred Dugan/
 24 J.D. Smith
 FB 34 Joe Perry/
 28 C.R. Roberts

Defense

LE 75 Ed Henke
 LT 73 Leo Nomellini
 RT 63 Monte Clark/
 74 Henry Schmidt/
 72 Bill Herchman
 RE 70 Charlie Krueger
 LLB 33 Clancy Osborne/
 52 Karl Rubke
 MLB 50 Jerry Tubbs
 RLB 55 Matt Hazeltine
 LH 80 Jerry Mertens
 RH 40 Abe Woodson
 LS 25 Dave Baker
 RS 44 Eddie Dove

1960

Offense
 LE 88 Clyde Conner
 LT 78 John Thomas/
 63 Monte Clark
 LG 77 Bruce Bosley
 C 53 Frank Morze/
 52 Karl Rubke
 RG 62 Mike Magac/
 64 Ted Connolly
 RT 79 Bob St.Clair/
 76 Len Rohde
 RE 85 Monty Stickles/
 87 Dee Mackey
 QB 12 John Brodie/
 14 Y.A. Tittle
 LHB 39 Hugh McElhenny/
 24 J.D. Smith
 RHB 27 R.C. Owens/
 39 Hugh McElhenny
 FB 24 J.D. Smith/
 28 C.R. Roberts

Defense

LE 86 Dan Colchico/
 63 Monte Clark
 LT 73 Leo Nomellini/
 74 Henry Schmidt
 RT 63 Monte Clark/
 53 Frank Morze
 RE 70 Charlie Krueger
 LLB 83 Gordon Kelley/
 33 Clancy Osborne
 MLB 54 Bob Harrison/
 75 Ed Henke
 RLB 55 Matt Hazeltine/
 75 Ed Henke

LH 80 Jerry Mertens
 RH 40 Abe Woodson
 LS 25 Dave Baker/
 42 Jim Ridlon
 RS 44 Eddie Dove

1961

Offense

LE 89 Aaron Thomas (6)/
 88 Clyde Conner (5)
 LT 78 John Thomas (14)
 LG 77 Bruce Bosley (14)
 C 53 Frank Morze (14)
 RG 64 Ted Connolly (14)
 RT 79 Bob St.Clair (12)/
 76 Len Rohde (2)
 RE 85 Monty Stickles (14)
 QB 12 John Brodie (14)
 LHB 24 J.D. Smith (12)/
 40 Abe Woodson (2)
 RHB 27 R.C. Owens (13)
 FB 32 C.R. Roberts.(10)

Defense

LE 86 Dan Colchico (14)
 LT 73 Leo Nomellini (14)
 RT 63 Monte Clark (8)/
 70 Charlie Krueger (5)
 RE 70 Charlie Krueger (9)/
 60 Roland Lakes (5)
 LLB 83 Gordon Kelley (14)/
 33 Clancy Osborne (5)
 MLB 54 Bob Harrison (10)/
 66 Carlton Kammerer (4)
 4RLB 55 Matt Hazeltine (14)
 LH 80 Jerry Mertens (10)/
 40 Abe Woodson (4)
 RH 40 Abe Woodson (7)/
 37 Jimmy Johnson (7)
 LS 25 Dave Baker (14)
 RS 44 Eddie Dove (14)

1962

Offense

LE 88 Clyde Conner (9)/
 85 Monty Stickles (5)
 LT 60 Roland Lakes (8)/
 78 John Thomas (6)
 LG 62 Mike Magac (14)
 C 77 Bruce Bosley (9)/
 52 Karl Rubke (5)
 RG 64 Ted Connolly (11)/
 72 Leon Donohue (3)
 RT 79 Bob St.Clair (7)/
 76 Len Rohde (5)

Defense

RE 85 Monty Stickles (9)/
 30 Bernie Casey (5)
 QB 12 John Brodie (14)
 LHB 17 Billy Kilmer (10)/
 24 J.D. Smith (1)/
 35 Bobby Gaiters (1)/
 33 Jim Vollenweider (1)/
 88 Clyde Conner (1)
 RHB 37 Jimmy Johnson (7)/
 30 Bernie Casey (6)
 FB 24 J.D. Smith (13)
Defense
 LE 86 Dan Colchico (14)
 LT 73 Leo Nomellini (14)

RT 70 Charlie Krueger (13)
 RE 74 Clark Miller (11)/
 75 John Mellekus (1)
 LLB 54 Ed Pine (12)
 MLB 78 John Thomas (7)/
 66 Carlton Kammerer (7)
 RLB 55 Matt Hazeltine (14)
 LH 80 Jerry Mertens (10)/
 45 Elbert Kimbrough (3)
 RH 40 Abe Woodson (14)
 LS 45 Elbert Kimbrough (6)/
 42 Jim Ridlon (6)/
 80 Jerry Mertens (2)
 RS 44 Eddie Dove (10)/
 29 Dale Messer (4)

1963

Offense

LE 88 Clyde Conner (9)/
 37 Jimmy Johnson (2)/
 30 Bernie Casey (2)
 LT 76 Len Rohde (14)
 LG 78 John Thomas (12)/
 77 Bruce Bosley (2)
 C 77 Bruce Bosley (7)/
 52 Karl Rubke (7)
 RG 72 Leon Donohue (14)
 RT 79 Bob St.Clair (14)
 RE 85 Monty Stickles (8)/
 84 Gary Knafelc (6)
 QB 17 Lamar McHan (9)/
 12 John Brodie (3)/
 11 Bobby Waters (2)
 LHB 42 Don Lisbon (8)/
 32 Lloyd Winston (3)
 RHB 30 Bernie Casey (10)
 FB 24 J.D. Smith (13)

Defense

LE 86 Dan Colchico (14)
 LT 70 Charlie Krueger (7)/
 73 Leo Nomellini (6)
 RT 60 Roland Lakes (13)
 RE 74 Clark Miller (14)
 LLB 54 Ed Pine (14)
 MLB 53 Mike Dowdle (13)
 RLB 55 Matt Hazeltine (13)
 LH 39 Kermit Alexander (11)
 RH 40 Abe Woodson (13)
 LS 45 Elbert Kimbrough (11)
 RS 37 Jim Johnson (11)/
 39 Kermit Alexander (3)

1964

Offense

LE 81 Dave Parks (14)
 LT 76 Len Rohde (14)
 LG 78 John Thomas (14)
 C 77 Bruce Bosley (14)
 RG 72 Leon Donohue (14)
 RT 67 Walter Rock (14)
 RE 85 Monty Stickles (14)
 QB 12 John Brodie (12)
 LHB 30 Bernie Casey (7)/
 42 Don Lisbon (4)/
 17 Billy Kilmer (3)
 RHB 30 Bernie Casey (6)/
 43 Dave Kopay (5)/
 42 Don Lisbon (2)

FB 38 Mike Lind (10)/
 22 Gary Lewis (3)

Defense

LE 86 Dan Colchico (11)/
 52 Karl Rubke (3)
 LT 70 Charlie Krueger (14)
 RT 60 Roland Lakes (14)
 RE 74 Clark Miller (12)
 LLB 64 Dave Wilcox (9)/
 54 Ed Pine (4)
 MLB 53 Mike Dowdle (14)
 RLB 55 Matt Hazeltine (14)
 LH 37 Jim Johnson (14)
 RH 40 Abe Woodson (7)/
 48 Ben Scotti (7)
 LS 45 Elbert Kimbrough (13)/
 39 Kermit Alexander (1)
 RS 39 Kermit Alexander (12)

1965

Offense

LE 81 Dave Parks (14)
 LT 76 Len Rohde (14)
 LG 78 John Thomas (14)
 C 77 Bruce Bosley (14)
 RG 68 Howard Mudd (14)
 RT 67 Walter Rock (14)
 RE 85 Monty Stickles (14)
 QB 12 John Brodie (13)
 LHB 44 John David Crow (13)
 RHB 30 Bernie Casey (14)
 FB 40 Ken Willard (14)

Defense

LE 52 Karl Rubke (11)
 LT 70 Charlie Krueger (14)
 RT 60 Roland Lakes (13)
 RE 74 Clark Miller (14)
 LLB 64 Dave Wilcox (14)
 MLB 53 Mike Dowdle (11)/
 50 Ed Beard (3)
 RLB 55 Matt Hazeltine (8)/
 58 Jack Chapple (6)
 LH 37 Jim Johnson (14)
 RH 80 Jerry Mertens (13)/
 39 Kermit Alexander (1)
 LS 45 Elbert Kimbrough (14)
 RS 39 Kermit Alexander (9)/
 20 George Donnelly (5)

1966

Offense

LE 81 Dave Parks (14)
 LT 76 Len Rohde (14)
 LG 78 John Thomas (14)
 C 77 Bruce Bosley (14)
 RG 68 Howard Mudd (14)
 RT 67 Walter Rock (14)
 RE 85 Monty Stickles (14)
 QB 12 John Brodie (13)
 HB 44 John David Crow (14)
 FB 40 Ken Willard (14)
 FL 30 Bernie Casey (13)

Defense

LE 75 Jim Norton (11)/
 80 Stan Hindman (3)
 LT 70 Charlie Krueger (14)
 RT 60 Roland Lakes (14))
 RE 74 Clark Miller (14)

LLB 64 Dave Wilcox (14)
 MLB 50 Ed Beard (14)
 RLB 55 Matt Hazeltine (12)
 LH 37 Jim Johnson (14)
 RH 39 Kermit Alexander (14)
 LS 45 Elbert Kimbrough (13)
 RS 20 George Donnelly (6/
 27 Alvin Randolph (5))

1967

Offense

LE 81 Dave Parks (9/
 83 Sonny Randle (5)
 LT 76 Len Rohde (14)
 LG 66 Elmer Collett (9/
 78 John Thomas (5)
 C 77 Bruce Bosley (14)
 RG 68 Howard Mudd (14)
 RT 67 Walter Rock (14)
 RE 85 Monty Stickles (8/
 89 Bob Windsor (6)
 QB 12 John Brodie (10/
 11 Steve Spurrier (2/
 10 George Mira (2)
 HB 44 John David Crow (14)
 FB 40 Ken Willard (14)
 FL 88 Dick Witcher (9/
 83 Sonny Randle (5)

Defense

LE 80 Stan Hindman (13)
 LT 70 Charlie Krueger (14)
 RT 60 Roland Lakes (13)
 RE 74 Clark Miller (13)
 LLB 64 Dave Wilcox (14)
 MLB 50 Ed Beard (14)
 RLB 55 Matt Hazeltine (12)
 LH 37 Jim Johnson (11)
 RH 39 Kermit Alexander (13)
 SS 45 Elbert Kimbrough (13)
 FS 35 Goose Gonsoulin (7/
 20 George Donnelly (6)

1968

Offense

LE 88 Dick Witcher (14)
 LT 76 Len Rohde (14)
 LG 66 Elmer Collett (14)
 C 77 Bruce Bosley (14)
 RG 68 Howard Mudd (14)
 RT 79 Cas Banaszek (14)
 RE 44 John David Crow (14)
 QB 12 John Brodie (14)
 RB 40 Ken Willard (14)
 RB 22 Gary Lewis (14)
 FL 85 Clifton McNeil (14)

Defense

LE 80 Stan Hindman (14)
 LT 70 Charlie Krueger (14)
 RT 60 Roland Lakes (14)
 RE 74 Clark Miller (14)
 LLB 64 Dave Wilcox (14)
 MLB 50 Ed Beard (14)
 RLB 55 Matt Hazeltine (14)
 LH 37 Jim Johnson (14)
 RH 39 Kermit Alexander (14)
 SS 27 Alvin Randolph (14)
 FS 30 Johnny Fuller (10/
 32 Mel Phillips (3)

1969
Offense
 LE 18 Gene Washington (14)
 LT 76 Len Rohde (14)
 LG 66 Elmer Collett (14)
 C 75 Forrest Blue (14)
 RG 69 Woody Peoples (14)
 RT 79 Cas Banaszek (14)
 RE 89 Bob Windsor (14)
 QB 11 Steve Spurrier (8/
 12 John Brodie (6)
 RB 40 Ken Willard (13)
 RB 42 Doug Cunningham (13)
 FL 88 Dick Witcher (7/
 85 Clifton McNeil (7)

Defense

LE 80 Stan Hindman (10/
 74 Earl Edwards (4)
 LT 70 Charlie Krueger (14)
 RT 60 Roland Lakes (14)
 RE 72 Bill Belk (12)
 LLB 64 Dave Wilcox (14)
 MLB 57 Frank Nunley (10/
 50 Ed Beard (4)
 RLB 52 Skip Vanderbunt (12)
 LH 37 Jim Johnson (14)
 RH 39 Kermit Alexander (12)
 SS 27 Alvin Randolph (11)
 FS 32 Mel Phillips (9/
 25 Roosevelt Taylor (5)

1970

Offense

WR 88 Dick Witcher (10/
 85 Preston Riley (4)
 LT 76 Len Rohde (14)
 LG 65 Randy Beisler (12)
 C 75 Forrest Blue (14)
 RG 69 Woody Peoples (14)
 RT 79 Cas Banaszek (12)
 TE 89 Bob Windsor (14)
 WR 18 Gene Washington (13)
 QB 12 John Brodie (14)
 RB 40 Ken Willard (14)
 RB 42 Doug Cunningham (12)

Defense

LE 53 Tommy Hart (14)
 LT 70 Charlie Krueger (14)
 RT 60 Roland Lakes (14)
 RE 72 Bill Belk (10/
 86 Cedrick Hardman (4)
 LLB 64 Dave Wilcox (14)
 MLB 57 Frank Nunley (14)
 RLB 52 Skip Vanderbunt (12)
 LCB 37 Jim Johnson (14)
 RCB 44 Bruce Taylor (13)
 SS 32 Mel Phillips (14)
 FS 43 Windlan Hall (14)

1971

Offense

WR 88 Dick Witcher (14)
 LT 76 Len Rohde (14)
 LG 65 Randy Beisler (14)
 C 75 Forrest Blue (14)
 RG 69 Woody Peoples (14)
 RT 79 Cas Banaszek (14)

TE 82 Ted Kwalick (14)
 WR 18 Gene Washington (14)
 QB 12 John Brodie (14)
 RB 40 Ken Willard (14)
 RB 22 Vic Washington (13)
Defense
 LE 53 Tommy Hart (14)
 LT 70 Charlie Krueger (10/
 80 Stan Hindman (4)
 RT 74 Earl Edwards (14)
 RE 86 Cedrick Hardman (13)
 LLB 64 Dave Wilcox (14)
 MLB 57 Frank Nunley (14)
 RLB 52 Skip Vanderbunt (14)
 LCB 37 Jim Johnson (14)
 RCB 44 Bruce Taylor (14)
 SS 32 Mel Phillips (11/
 23 Johnny Fuller (3)
 FS 25 Roosevelt Taylor (11)

1972

Offense

WR 18 Gene Washington (14)
 LT 76 Len Rohde (14)
 LG 65 Randy Beisler (14)
 C 75 Forrest Blue (14)
 RG 69 Woody Peoples (14)
 RT 79 Cas Banaszek (13)
 TE 82 Ted Kwalick (14)
 WR 85 Preston Riley (9/
 88 Dick Witcher (5)
 QB 11 Steve Spurrier (11/
 12 John Brodie (3)
 RB 22 Vic Washington (13)
 RB 40 Ken Willard (11/
 35 Larry Schreiber (3)

Defense

LE 53 Tommy Hart (14)
 LT 70 Charlie Krueger (14)
 RT 74 Earl Edwards (12)
 RE 86 Cedrick Hardman (12)
 LLB 64 Dave Wilcox (14)
 MLB 57 Frank Nunley (9/
 50 Ed Beard (5)
 RLB 52 Skip Vanderbunt (14)
 LCB 37 Jim Johnson (14)
 RCB 44 Bruce Taylor (14)
 SS 32 Mel Phillips (14)
 FS 38 Mike Simpson (9/
 23 Johnny Fuller (5)

1973

Offense

WR 46 Dan Abramowicz (11/
 17 John Isenbarger (3)
 LT 76 Len Rohde (14)
 LG 67 John Watson (7/
 65 Randy Beisler (7)
 C 75 Forrest Blue (14)
 RG 69 Woody Peoples (14)
 RT 79 Cas Banaszek (9/
 67 John Watson (5)
 TE 82 Ted Kwalick (14)
 WR 18 Gene Washington (13)
 QB 12 John Brodie (6/
 11 Steve Spurrier (5/
 19 Joe Reed (3)
 RB 22 Vic Washington (13)

RB 40 Ken Willard (9/
 35 Larry Schreiber (4)
Defense
 LE 53 Tommy Hart (14)
 LT 70 Charlie Krueger (14)
 RE 56 Bob Hoskins (13)
 RE 86 Cedrick Hardman (11/
 72 Bill Belk (3)
 LLB 64 Dave Wilcox (14)
 MLB 58 Jim Sniadecki (11/
 57 Frank Nunley (3)
 RLB 59 Willie Harper (11/
 52 Skip Vanderbunt (3)
 LCB 37 Jim Johnson (13)
 RCB 44 Bruce Taylor (11/
 49 Ralph McGill (3)
 SS 32 Mel Phillips (14)
 FS 38 Mike Simpson (7/
 43 Windlan Hall (5)

1974

Offense

WR 18 Gene Washington (14)
 LT 76 Len Rohde (14)
 LG 67 John Watson (12)
 C 75 Forrest Blue (12)
 RG 69 Woody Peoples (9/
 65 Randy Beisler (2/
 77 Jean Barrett (2)
 RT 79 Cas Banaszek (14)
 TE 84 Tom Mitchell (13)
 WR 46 Dan Abramowicz (14)
 QB 14 Tom Owen (7/
 19 Joe Reed (4/
 10 Dennis Morrison (2/
 16 Norm Snead (1)
 RB 40 Wilbur Jackson (12)
 RB 35 Larry Schreiber (13)

Defense

LE 53 Tommy Hart (14)
 LT 72 Bill Belk (13)
 RT 56 Bob Hoskins (14)
 RE 86 Cedrick Hardman (14)
 LLB 64 Dave Wilcox (11/
 52 Skip Vanderbunt (3)
 MLB 57 Frank Nunley (13)
 RLB 59 Willie Harper (14)
 LCB 37 Jim Johnson (13)
 RCB 44 Bruce Taylor (8/
 49 Ralph McGill (6)
 SS 32 Mel Phillips (6/
 43 Windlan Hall (6)
 FS 43 Windlan Hall (6/
 20 Mike Holmes (6)

1975

Offense

WR 18 Gene Washington (14)
 LT 67 John Watson (12)
 LG 68 Bob Penchion (8/
 77 Jean Barrett (6)
 C 54 Bill Reid (13)
 RG 69 Woody Peoples (14)
 RT 79 Cas Banaszek (14)
 TE 84 Tom Mitchell (12)
 WR 88 Terry Beasley (6/
 20 Mike Holmes (4/
 22 Bob Hayes (3)

QB 11 Steve Spurrier (7/
 16 Norm Snead (7)
 RB 24 Delvin Williams (12)
 RB 35 Larry Schreiber (14)
Defense
 LE 53 Tommy Hart (14)
 LT 60 Bill Sandifer (12)
 RT 56 Bob Hoskins (14)
 RE 86 Cedrick Hardman (14)
 LLB 52 Skip Vanderbunt (14)
 MLB 57 Frank Nunley (14)
 RLB 50 Dave Washington (14)
 LCB 37 Jim Johnson (14)
 RCB 44 Bruce Taylor (11)
 SS 32 Mel Phillips (8/
 43 Windlan Hall (3)
 FS 49 Ralph McGill (9/
 43 Windlan Hall (5)

1976

Offense

WR 18 Gene Washington (14)
 LT 77 Jean Barrett (14)
 LG 65 Steve Lawson (13)
 C 62 Randy Cross (12/
 67 John Watson (4)
 RG 61 Andy Maurer (8/
 67 John Watson (6)
 RT 79 Cas Banaszek (8/
 71 Keith Fahnhorst (6)
 TE 84 Tom Mitchell (14)
 WR 87 Jim Lash (7/
 81 Willie McGee (6)
 QB 16 Jim Plunkett (12)
 RB 24 Delvin Williams (14)
 RB 40 Wilbur Jackson (14)

Defense

LE 53 Tommy Hart (14)
 LT 74 Jimmy Webb (14)
 RT 72 Cleveland Elam (14)
 RE 86 Cedrick Hardman (11)
 LLB 52 Skip Vanderbunt (14)
 MLB 57 Frank Nunley (12)
 RLB 50 Dave Washington (14)
 LCB 37 Jim Johnson (13)
 RCB 44 Bruce Taylor (13)
 SS 32 Mel Phillips (13)
 FS 49 Ralph McGill (10/
 23 Bruce Rhodes (3)

1977

Offense

WR 18 Gene Washington (14)
 LT 77 Jean Barrett (14)
 LG 65 Steve Lawson (13)
 C 51 Randy Cross (14)
 RG 69 Woody Peoples (14)
 RT 71 Keith Fahnhorst (14)
 TE 84 Tom Mitchell (13)
 WR 83 Kenny Harrison (10)
 QB 16 Jim Plunkett (14)
 RB 40 Wilbur Jackson (14)
 RB 24 Delvin Williams (14)

Defense

LE 53 Tommy Hart (14)
 LT 74 Jimmy Webb (13)
 RT 72 Cleveland Elam (14)
 RE 86 Cedrick Hardman (14)

LLB 52 Skip Vanderbundt (9)/
59 Willie Harper (5)
MLB 55 Bruce Elia (7)/
52 Skip Vanderbundt (5)/
54 Ed Bradley (2)
RLB 50 Dave Washington (10)/
59 Willie Harper (4)
LCB 42 Anthony Leonard (13)
RCB 44 Bruce Taylor (14)
SS 32 Mel Phillips (14)
FS 49 Ralph McGill (13)

1978

Offense

WR 84 Elmo Boyd (7)/
83 Kenny Harrison (6)/
80 Terry LeCount (3)
LT 67 Ron Singleton (8)/
68 John Ayers (8)
LG 65 Ernie Hughes (11)/
68 John Ayers (4)
C 51 Randy Cross (9)/
56 Fred Quillan (7)
RG 62 Walt Downing (14)
RT 71 Keith Fahnhorst (15)
TE 81 Ken MacAfee (13)
WR 88 Freddie Solomon (14)
QB 17 Steve DeBerg (11)/
19 Scott Bull (5)
RB 32 O.J. Simpson (10)/
36 Paul Hofer (6)
RB 33 Greg Boykin (8)/
38 Bob Ferrell (8)

Defense

LE 78 Archie Reese (12)/
72 Cleveland Elam (4)
LT 74 Jimmy Webb (16)
RT 75 Ed Galigher (15)
RE 86 Cedrick Hardman (16)
LLB 50 Joe Harris (16)
MLB 57 Dan Bunz (16)
RLB 54 Ed Bradley (15)
LCB 42 Anthony Leonard (10)/
49 Vern Roberson (4)
RCB 22 Eddie Lewis (16)
SS 24 Chuck Crist (9)/
26 Bob Jury (7)
FS 49 Vern Roberson (9)/
24 Chuck Crist (6)

1979

Offense

WR 88 Freddie Solomon (8)/
87 Dwight Clark (4)
LT 67 Ron Singleton (15)
LG 68 John Ayers (16)
C 56 Fred Quillan (16)
RG 51 Randy Cross (16)
RT 71 Keith Fahnhorst (16)
TE 81 Ken MacAfee (12)
WR 84 Mike Shumann (14)
QB 17 Steve DeBerg (15)
RB 32 O.J. Simpson (8)/
36 Paul Hofer (7)
RB 40 Wilbur Jackson (15)

Defense

LE 78 Archie Reese (16)
LT 75 Ted Vincent (15)

RT 74 Jimmy Webb (15)
RE 86 Cedrick Hardman (11)/
76 Dwaine Board (5)
LLB 55 Scott Hilton (6)/
52 Jeff McIntyre (3)/
54 Bob Martin (2)/
50 Ron Shumon (2)
MLB 57 Dan Bunz (12)
RLB 59 Willie Harper (16)
LCB 28 Charles Cornelius (14)
RCB 29 Gerard Williams (14)
SS 30 Tim Gray (15)
FS 27 Tony Dungy (7)/
46 Melvin Morgan (5)/
22 Dwight Hicks (4)

1980

Offense

WR 87 Dwight Clark (12)
LT 67 Ron Singleton (15)
LG 68 John Ayers (16)
C 56 Fred Quillan (16)
RG 51 Randy Cross (16)
RT 71 Keith Fahnhorst (16)
TE 86 Charle Young (15)
WR 88 Freddie Solomon (12)/
89 James Owens (4)
QB 17 Steve DeBerg (9)/
16 Joe Montana (7)
RB 36 Paul Hofer (6)/
37 Don Woods (5)/
35 Lenvil Elliott (3)
RB 49 Earl Cooper (16)

Defense

*4 – 3 alignment—
(Games 1 – 10, 13, 16)*
LE 74 Jimmy Webb (5)/
79 Jim Stuckey (5)/
65 Lawrence Pillers (2)
LT 78 Archie Reese (12)
RT 75 Ted Vincent (10)/
65 Lawrence Pillers (2)
RE 74 Jimmy Webb (6)/
76 Dwaine Board (3)/
65 Lawrence Pillers (2)
LLB 59 Willie Harper (9)/
58 Keena Turner (2)
MLB 55 Scott Hilton (6)/
57 Dan Bunz (6)
RLB 52 Bobby Leopold (12)
LCB 46 Melvin Morgan (5)/
28 Charles Cornelius (5)/
29 Gerard Williams (1)/
26 Ray Rhodes (1)
RCB 44 Charles Johnson (10)/
26 Ray Rhodes (2)
SS 33 Ricky Churchman (11)/
26 Ray Rhodes (1)
FS 22 Dwight Hicks (12)

Defense

**switched to 3 – 4 alignment—
(Games 11, 12, 14, 15)*
LE 79 Jim Stuckey (4)
NT 78 Archie Reese (4)
RE 65 Lawrence Pillers (4)
LOLB 59 Willie Harper (2)/
58 Keena Turner (2)
LILB 57 Dan Bunz (4)

RILB 50 Terry Tautolo (3)/
55 Scott Hilton (1)
ROLB 52 Bobby Leopold (3)/
50 Terry Tautolo (1)
LCB 26 Ray Rhodes (3)/
28 Charles Cornelius (1)
RCB 44 Charles Johnson (4)
SS 33 Ricky Churchman (4)
FS 22 Dwight Hicks (4)

1981

Offense

WR 87 Dwight Clark (16)
LT 61 Dan Audick (16)
LG 68 John Ayers (16)
C 56 Fred Quillan (16)
RG 51 Randy Cross (16)
RT 71 Keith Fahnhorst (16)
TE 86 Charle Young (16)
WR 88 Freddie Solomon (15)
QB 16 Joe Montana (16)
RB 32 Ricky Patton (16)
RB 49 Earl Cooper (11)/
38 Johnny Davis (4)

Defense

3 – 4 alignment—(14 games)
LE 79 Jim Stuckey (13)
NT 78 Archie Reese (13)
RE 76 Dwaine Board (11)
LOLB 59 Willie Harper (13)
LILB 57 Dan Bunz (8)/
64 Jack Reynolds (4)
RILB 64 Jack Reynolds (9)/
54 Craig Puki (4)
ROLB 58 Keena Turner (13)
LCB 42 Ronnie Lott (13)
RCB 21 Eric Wright (13)
SS 27 Carlton Williamson (13)
FS 22 Dwight Hicks (13)

Defense

4 – 3 alignment—(Games 10, 16)
LE 79 Jim Stuckey (3)
LT 78 Archie Reese (3)
RT 65 Lawrence Pillers (2)/
76 Dwaine Board (1)
RE 74 Jimmy Webb (3)
LLB 64 Jack Reynolds (2)/
59 Willie Harper (1)
MLB 54 Craig Puki (1)/
52 Bobby Leopold (1)/
64 Jack Reynolds (1)
RLB 58 Keena Turner (1)/
59 Willie Harper (1)/
52 Bobby Leopold (1)
LCB 42 Ronnie Lott (3)
RCB 21 Eric Wright (3)
SS 27 Carlton Williamson (3)
FS 22 Dwight Hicks (3)

1982

Offense

WR 87 Dwight Clark (8)
LT 78 Lindsey Mason (8)
LG 68 John Ayers (8)
C 56 Fred Quillan (9)
RG 51 Randy Cross (8)
RT 71 Keith Fahnhorst (9)
TE 86 Charle Young (8)

WR 88 Freddie Solomon (6)
QB 16 Joe Montana (8)
RB 25 Jeff Moore (4)/
30 Bill Ring (1)
RB 49 Earl Cooper (5)/
30 Bill Ring (2)

Defense

LE 79 Jim Stuckey (7)/
65 Lawrence Pillers (2)
NT 67 Pete Kugler (4)/
75 John Harty (4)/
65 Lawrence Pillers (1)
RE 75 John Harty (3)/
65 Lawrence Pillers (2)/
76 Dwaine Board (1)/
79 Jim Stuckey (1)/
67 Pete Kugler (1)/
72 Jeff Stover (1)
LOLB 59 Willie Harper (5)/
53 Milt McColl (2)
LILB 64 Jack Reynolds (8)
RILB 55 Bob Horn (6)/
57 Dan Bunz (2)/
64 Jack Reynolds (1)
ROLB 58 Keena Turner (9)
LCB 42 Ronnie Lott (9)
RCB 21 Eric Wright (7)
SS 27 Carlton Williamson (8)
FS 22 Dwight Hicks (9)

1983

Offense

WR 87 Dwight Clark (12)
LT 77 Bubba Paris (16)
LG 68 John Ayers (16)
C 56 Fred Quillan (15)
RG 51 Randy Cross (15)
RT 71 Keith Fahnhorst (16)
TE 81 Russ Francis (14)
WR 88 Freddie Solomon (11)
QB 16 Joe Montana (16)
RB 26 Wendell Tyler (15)
RB 33 Roger Craig (12)/
30 Bill Ring (4)

Defense

LE 65 Lawrence Pillers (13)
NT 67 Pete Kugler (16)
RE 76 Dwaine Board (13)
LOLB 59 Willie Harper (16)
LILB 50 Riki Ellison (14)
RILB 64 Jack Reynolds (13)
ROLB 58 Keena Turner (14)
LCB 42 Ronnie Lott (12)
RCB 21 Eric Wright (15)
SS 27 Carlton Williamson (8)/
24 Rick Gervais (5)/
45 Bobby Leopold (2)
FS 22 Dwight Hicks (15)

1984

Offense

WR 87 Dwight Clark (15)
LT 77 Bubba Paris (15)
LG 68 John Ayers (16)
C 56 Fred Quillan (16)
RG 51 Randy Cross (16)
RT 71 Keith Fahnhorst (15)
TE 89 Earl Cooper (8)/

81 Russ Francis (7)
WR 88 Freddie Solomon (13)
QB 16 Joe Montana (15)
RB 26 Wendell Tyler (15)
RB 33 Roger Craig (16)

Defense

LE 79 Jim Stuckey (7)/
65 Lawrence Pillers (7)
NT 78 Manu Tuiaosopo (16)
RE 76 Dwaine Board (16)
LOLB 57 Dan Bunz (16)
LILB 50 Riki Ellison (16)
RILB 64 Jack Reynolds (14)
ROLB 58 Keena Turner (16)
LCB 42 Ronnie Lott (8)/
29 Mario Clark (6)/
22 Dwight Hicks (1)/
49 Jeff Fuller (1)
RCB 21 Eric Wright (14)/
42 Ronnie Lott (2)
SS 27 Carlton Williamson (15)
FS 22 Dwight Hicks (15)/
42 Ronnie Lott (1)

1985

Offense

WR 87 Dwight Clark (14)
LT 77 Bubba Paris (16)
LG 68 John Ayers (16)
C 56 Fred Quillan (16)
RG 51 Randy Cross (14)
RT 71 Keith Fahnhorst (16)
TE 81 Russ Francis (15)
WR 88 Freddie Solomon (12)/
80 Jerry Rice (4)
QB 16 Joe Montana (15)
RB 26 Wendell Tyler (13)
RB 33 Roger Craig (15)

Defense

LE 72 Jeff Stover (11)/
75 John Harty (4)
NT 95 Michael Carter (9)/
78 Manu Tuiaosopo (7)
RE 76 Dwaine Board (16)
LOLB 90 Todd Shell (12)/
53 Milt McColl (4)
LILB 50 Riki Ellison (16)
RILB 99 Michael Walter (13)
ROLB 58 Keena Turner (16)
LCB 42 Ronnie Lott (10)/
22 Dwight Hicks (6)
RCB 21 Eric Wright (16)
SS 27 Carlton Williamson (16)
FS 22 Dwight Hicks (10)/
42 Ronnie Lott (6)

1986

Offense

WR 87 Dwight Clark (14)
LT 77 Bubba Paris (9)/
69 Bruce Collie (7)
LG 68 John Ayers (14)
C 56 Fred Quillan (16)
RG 51 Randy Cross (16)
RT 71 Keith Fahnhorst (16)
TE 81 Russ Francis (14)
WR 80 Jerry Rice (15)
QB 16 Joe Montana (8)/

9 Jeff Kemp (6)
 RB 28 Joe Cribbs (10)
 RB 33 Roger Craig (15)
Defense
 LE 72 Jeff Stover (6)/
 75 John Hartly (5)/
 78 Manu Tuaiasosopo (3)/
 76 Dwaine Board (2)
 NT 95 Michael Carter (13)/
 78 Manu Tuaiasosopo (3)
 RE 76 Dwaine Board (12)
 LOLB 53 Milt McColl (16)
 LILB 50 Riki Ellison (16)
 RILB 55 Jim Fahnhorst (15)
 ROLB 58 Keena Turner (16)
 LCB 22 Tim McKyer (16)
 RCB 29 Don Griffin (15)
 SS 27 Carlton Williamson (16)
 FS 42 Ronnie Lott (14)

1987

Offense
 WR 85 Michael Wilson (8)/
 87 Dwight Clark (3)/
 82 John Taylor (2)
 LT 77 Bubba Paris (10)
 LG 61 Jesse Sapolu (9)/
 62 Guy McIntyre (3)
 C 51 Randy Cross (8)/
 56 Fred Quillan (4)
 RG 69 Bruce Collie (8)/
 51 Randy Cross (4)
 RT 79 Harris Barton (9)/
 71 Keith Fahnhorst (3)
 TE 81 Russ Francis (7)/
 86 John Frank (5)
 WR 80 Jerry Rice (11)
 QB 16 Joe Montana (11)
 RB 33 Roger Craig (9)/
 28 Joe Cribbs (3)
 RB 44 Tom Rathman (7)/
 33 Roger Craig (5)

Defense

LE 67 Pete Kugler (7)/
 72 Jeff Stover (5)
 NT 95 Michael Carter (12)
 RE 76 Dwaine Board (10)
 LOLB 53 Milt McColl (11)
 LILB 50 Riki Ellison (12)
 RILB 99 Michael Walter (12)
 ROLB 58 Keena Turner (10)/
 90 Todd Shell (2)
 LCB 22 Tim McKyer (10)/
 29 Don Griffin (2)
 RCB 29 Don Griffin (10)
 SS 49 Jeff Fuller (10)
 FS 42 Ronnie Lott (12)

1988

Offense
 WR 85 Michael Wilson (10)/
 81 Wes Chandler (4)/
 82 John Taylor (2)
 LT 74 Steve Wallace (16)
 LG 61 Jesse Sapolu (16)
 C 51 Randy Cross (16)
 RG 62 Guy McIntyre (12)/
 69 Bruce Collie (4)

RT 79 Harris Barton (15)
 TE 89 Ron Heller (9)/
 86 John Frank (6)
 WR 80 Jerry Rice (16)
 QB 16 Joe Montana (13)
 RB 33 Roger Craig (15)
 RB 44 Tom Rathman (16)

Defense

3-4 alignment
 LE 91 Larry Roberts (14)
 NT 95 Michael Carter (14)
 RE 75 Kevin Fagan (13)
 LOLB 94 Charles Haley (14)
 LILB 50 Riki Ellison (12)
 RILB 99 Michael Walter (14)
 ROLB 58 Keena Turner (7)/
 53 Bill Romanowski (7)
 LCB 22 Tim McKyer (14)
 RCB 21 Eric Wright (9)/
 29 Don Griffin (5)
 SS 49 Jeff Fuller (14)
 FS 42 Ronnie Lott (12)

Defense

4-3 alignment—(Games 4, 14)
 LE 91 Larry Roberts (2)
 LT 95 Michael Carter (2)
 RT 92 Kevin Lilly (1)/
 67 Pete Kugler (1)
 RE 96 Daniel Stubbs (1)/
 75 Kevin Fagan (1)
 ILB 58 Keena Turner (1)/
 55 Jim Fahnhorst (1)
 ILB 50 Riki Ellison (1)/
 99 Michael Walter (1)
 RLB 99 Michael Walter (1)/
 53 Bill Romanowski (1)
 LCB 22 Tim McKyer (2)
 RCB 29 Don Griffin (1)/
 21 Eric Wright (1)
 SS 49 Jeff Fuller (2)
 FS 46 Tom Holmoe (2)

1989

Offense

WR 82 John Taylor (15)/
 85 Michael Wilson (1)
 LT 77 Bubba Paris (16)
 LG 62 Guy McIntyre (14)
 C 61 Jesse Sapolu (16)
 RG 69 Bruce Collie (14)
 RT 79 Harris Barton (15)
 TE 84 Brent Jones (16)
 WR 80 Jerry Rice (16)
 QB 16 Joe Montana (13)
 RB 33 Roger Craig (16)
 RB 44 Tom Rathman (16)

Defense

LE 78 Pierce Holt (10)/
 91 Larry Roberts (5)/
 NT 95 Michael Carter (8)/
 67 Pete Kugler (5)
 RE 75 Kevin Fagan (15)
 LOLB 94 Charles Haley (16)
 LILB 54 Matt Millen (9)/
 55 Jim Fahnhorst (7)
 RILB 99 Michael Walter (16)
 ROLB 58 Keena Turner (12)/
 53 Bill Romanowski (4)

LCB 26 Darryl Pollard (14)
 RCB 29 Don Griffin (16)
 SS 31 Chet Brooks (16)
 FS 42 Ronnie Lott (9)/
 49 Jeff Fuller (5)

1990

Offense

WR 82 John Taylor (14)
 LT 77 Bubba Paris (16)
 LG 62 Guy McIntyre (16)
 C 61 Jesse Sapolu (16)
 RG 79 Harris Barton (16)
 RT 74 Steve Wallace (16)
 TE 84 Brent Jones (16)
 WR 80 Jerry Rice (16)
 QB 16 Joe Montana (15)
 RB 33 Roger Craig (12)/
 35 Dexter Carter (4)
 RB 44 Tom Rathman (16)

Defense

LE 78 Pierce Holt (16)
 NT 95 Michael Carter (13)/
 64 Jim Burt (3)
 RE 75 Kevin Fagan (16)
 LOLB 94 Charles Haley (16)
 LILB 54 Matt Millen (16)
 RILB 59 Keith DeLong (13)/
 99 Michael Walter (3)
 ROLB 53 Bill Romanowski (16)
 LCB 26 Darryl Pollard (16)
 RCB 29 Don Griffin (16)
 SS 31 Chet Brooks (8)/
 43 Dave Waymer (5)/
 40 Johnnie Jackson (3)
 FS 42 Ronnie Lott (9)/
 43 Dave Waymer (6)

1991

Offense

WR 82 John Taylor (16)
 LT 74 Steve Wallace (16)
 LG 62 Guy McIntyre (16)
 C 61 Jesse Sapolu (16)
 RG 67 Roy Foster (16)
 RT 79 Harris Barton (16)
 TE 84 Brent Jones (9)/
 81 Jamie Williams (7)
 WR 80 Jerry Rice (16)
 QB 8 Steve Young (10)/
 13 Steve Bono (6)
 RB 35 Dexter Carter (12)/
 30 Keith Henderson (4)
 RB 44 Tom Rathman (16)

Defense

LE 78 Pierce Holt (11)/
 96 Dennis Brown (4)
 NT 95 Michael Carter (13)
 RE 91 Larry Roberts (9)/
 75 Kevin Fagan (7)
 LOLB 94 Charles Haley (14)
 LILB 59 Keith DeLong (13)
 RILB 99 Michael Walter (11)/
 90 Darin Jordan (3)
 ROLB 53 Bill Romanowski (14)
 LCB 36 Merton Hanks (7)/
 27 Mark Lee (4)/
 45 Kevin Lewis (3)/

25 Eric Davis (2)
 RCB 29 Don Griffin (16)
 SS 43 Dave Waymer (15)
 FS 22 Todd Bowles (14)

1992

Offense

WR 82 John Taylor (8)/
 88 Mike Sherrard (8)
 LT 74 Steve Wallace (16)
 LG 62 Guy McIntyre (16)
 C 61 Jesse Sapolu (16)
 RG 67 Roy Foster (16)
 RT 79 Harris Barton (14)
 TE 84 Brent Jones (15)
 WR 80 Jerry Rice (16)
 QB 8 Steve Young (16)
 RB 32 Ricky Watters (13)
 RB 44 Tom Rathman (15)

Defense

LE 78 Pierce Holt (15)
 NT 95 Michael Carter (11)/
 97 Ted Washington (4)
 RE 75 Kevin Fagan (11)/
 96 Dennis Brown (3)/
 97 Ted Washington (2)
 LOLB 92 Tim Harris (14)
 LILB 59 Keith DeLong (9)/
 53 Bill Romanowski (3)/
 99 Michael Walter (2)
 RILB 99 Michael Walter (11)/
 53 Bill Romanowski (2)
 ROLB 53 Bill Romanowski (11)
 LCB 25 Eric Davis (16)
 RCB 29 Don Griffin (16)
 SS 41 David Whitmore (11)/
 31 Thane Gash (3)/
 36 Merton Hanks (2)
 FS 28 Dana Hall (15)/
 40 Johnnie Jackson (1)

1993

Offense

WR 82 John Taylor (16)
 LT 74 Steve Wallace (15)
 LG 62 Guy McIntyre (16)
 C 61 Jesse Sapolu (16)
 RG 64 Ralph Tamm (16)
 RT 79 Harris Barton (15)
 TE 84 Brent Jones (16)
 WR 80 Jerry Rice (16)
 QB 8 Steve Young (16)
 RB 32 Ricky Watters (13)
 RB 43 Marc Logan (11)/
 44 Tom Rathman (4)

Defense

3-4 alignment—(Games 1-5, 12)
 LE 96 Dennis Brown (5)
 NT 94 Dana Stubblefield (4)/
 97 Ted Washington (2)
 RE 97 Ted Washington (2)/
 96 Dennis Brown* (1)/
 95 Artie Smith (2)/
 75 Kevin Fagan (1)
 LOLB 58 Todd Kelly (5)/
 72 Mark Thomas (1)
 LILB 59 Keith DeLong (2)/
 99 Mike Walter (3)/

36 Merton Hanks* (1)
 RILB 53 Bill Romanowski (6)
 ROLB 55 John Johnson (4)/
 98 Antonio Goss (1)/
 LCB 25 Eric Davis (6)
 RCB 29 Don Griffin (4)/
 26 Mike McGruder (2)
 SS 46 Tim McDonald (6)
 FS 28 Dana Hall (3)/
 36 Merton Hanks (3)

18-Oct-changed to 4-3 alignment—(Games 6-11, 13-16)

LE 96 Dennis Brown (8)/
 95 Artie Smith (1)/
 92 Troy Wilson (1)
 LT 94 Dana Stubblefield (9)/
 97 Ted Washington (1)
 RT 97 Ted Washington (7)/
 96 Dennis Brown (2)/
 95 Artie Smith (1)
 RE 75 Kevin Fagan (6)/
 95 Artie Smith (3)/
 92 Troy Wilson (1)
 LLB 55 John Johnson (4)/
 53 Bill Romanowski (4)/
 99 Mike Walter (1)/
 59 Keith DeLong (1)
 MLB 99 Mike Walter (6)/
 53 Bill Romanowski (2)/
 52 Larry Kelm (1)/
 RLB 53 Bill Romanowski (5)/
 55 John Johnson (3)/
 LCB 25 Eric Davis (10)
 RCB 29 Don Griffin (8)/
 36 Merton Hanks (2)
 SS 46 Tim McDonald (10)
 FS 36 Merton Hanks (8)/
 28 Dana Hall (2)

1994

Offense

WR 82 John Taylor (15)/
 88 Nate Singleton (1)
 LT 74 Steve Wallace (16)
 LG 61 Jesse Sapolu (13)
 C 66 Bart Oates (15)
 RG 63 Derrick Deese (15)
 RT 79 Harris Barton (9)/
 65 Harry Boatswain (4)/
 75 Frank Pollack (3)
 TE 84 Brent Jones (15)
 WR 80 Jerry Rice (16)
 QB 8 Steve Young (16)
 RB 32 Ricky Watters (16)
 RB 40 William Floyd (11)/
 43 Marc Logan (5)

Defense

LE 96 Dennis Brown (14)
 LT 97 Bryant Young (16)
 RT 94 Dana Stubblefield (14)
 RE 57 Rickey Jackson (14)
 LILB 54 Lee Woodall (13)
 RILB 50 Gary Plummer (16)
 ROLB 51 Ken Norton, Jr. (16)
 LCB 25 Eric Davis (16)
 RCB 21 Deion Sanders (12)/
 36 Merton Hanks (4)
 SS 46 Tim McDonald (16)

FS 36 Merton Hanks (11)/
28 Dana Hall (5)

1995

Offense

WR 82 John Taylor (12)/
LT 74 Steve Wallace (12)/
76 Kirk Scrafford (4)
LG 61 Jesse Sapolu (14)/
76 Kirk Scrafford (2)
C 66 Bart Oates (14)/
61 Jesse Sapolu (2)
RG 69 Rod Milstead (12)
RT 79 Harris Barton (12)/
76 Kirk Scrafford (4)
TE 84 Brent Jones (16)
WR 80 Jerry Rice (16)
QB 8 Steve Young (11)/
18 Elvis Grbac (5)
RB 20 Derek Loville (16)
RB 40 William Floyd (8)/
27 Adam Walker (7)

Defense

LE 96 Dennis Brown (16)
LT 97 Bryant Young (12)
RT 94 Dana Stubblefield (16)
RE 57 Rickey Jackson (16)
LILB 54 Lee Woodall (16)
RILB 51 Ken Norton, Jr. (16)
ROLB 50 Gary Plummer (14)
LCB 25 Eric Davis (15)
RCB 23 Marquez Pope (16)
SS 46 Tim McDonald (16)
FS 36 Merton Hanks (16)

1996

Offense

WR 81 Terrell Owens (10)/
83 J.J. Stokes (6)
LT 74 Steve Wallace (16)
LG 65 Ray Brown (16)
C 61 Jesse Sapolu (16)
RG 67 Chris Dalman (16)
RT 79 Harris Barton (13)/
75 Frank Pollack (2)/
TE 84 Brent Jones (10)/
85 Ted Popson (6)
WR 80 Jerry Rice (16)
QB 8 Steve Young (13)/
18 Elvis Grbac (3)
RB 41 Terry Kirby (9)/
20 Derek Loville (7)
RB 40 William Floyd (9)/
44 Tommy Vardell (6)/
29 Anthony Lynn (1)

Defense

LE 92 Roy Barker (16)
LT 97 Bryant Young (16)
RT 94 Dana Stubblefield (16)
RE 56 Chris Doleman (16)
LILB 54 Lee Woodall (14)/
51 Ken Norton, Jr. (2)
RILB 51 Ken Norton, Jr. (13)/
ROLB 50 Gary Plummer (10)/
55 Kevin Mitchell (3)/
LCB 22 Tyrone Drakeford (16)
RCB 23 Marquez Pope (16)
SS 46 Tim McDonald (16)

FS 36 Merton Hanks (16)

1997

Offense

WR 83 J.J. Stokes (16)
LT 63 Derrick Deese (13)
LG 65 Ray Brown (16)
C 67 Chris Dalman (13)
RG 66 Kevin Gogan (16)
RT 76 Kirk Scrafford (16)
TE 84 Brent Jones (12)/
85 Greg Clark (4)
WR 81 Terrell Owens (15)/
80 Jerry Rice (1)
QB 8 Steve Young (15)
RB 20 Garrison Hearst (13)/
41 Terry Kirby (3)
RB 40 William Floyd (15)

Defense

LE 92 Roy Barker (14)
LT 97 Bryant Young (11)/
90 Junior Bryant (4)
RT 94 Dana Stubblefield (16)
RE 56 Chris Doleman (16)
LILB 54 Lee Woodall (16)
RILB 50 Gary Plummer (16)
ROLB 51 Ken Norton, Jr. (16)
LCB 26 Rod Woodson (14)
RCB 38 Darnell Walker (11)/
23 Marquez Pope (5)
SS 46 Tim McDonald (15)
FS 36 Merton Hanks (16)

1998

Offense

WR 83 J.J. Stokes (12)/
81 Terrell Owens (4)
LT 63 Derrick Deese (8)/
72 Jamie Brown (5)/
74 Dave Fiore (3)
LG 65 Ray Brown (16)
C 67 Chris Dalman (15)
RG 66 Kevin Gogan (16)
RT 63 Derrick Deese (8)/
76 Kirk Scrafford (8)
TE 85 Greg Clark (9)/
82 Irv Smith (7)
WR 80 Jerry Rice (16)
QB 8 Steve Young (15)
RB 20 Garrison Hearst (16)
RB 44 Marc Edwards (12)

Defense

LE 92 Roy Barker (16)
LT 97 Bryant Young (12)/
98 Gabe Wilkins (4)
RT 90 Junior Bryant (16)
RE 56 Chris Doleman (16)
LILB 54 Lee Woodall (15)
RILB 55 Winfred Tubbs (15)
ROLB 51 Ken Norton, Jr. (16)
LCB 38 Darnell Walker (10)/
43 Antonio Langham (6)
RCB 21 R.W. McQuarters (7)/
38 Darnell Walker (6)/
23 Marquez Pope (3)
SS 46 Tim McDonald (16)
FS 36 Merton Hanks (16)

1999

Offense

WR 81 Terrell Owens (12)/
83 J.J. Stokes (4)
LT 74 Dave Fiore (16)
LG 65 Ray Brown (16)
C 67 Chris Dalman (15)
RG 62 Jeremy Newberry (14)/
63 Derrick Deese (2)
RT 63 Derrick Deese (14)/
62 Jeremy Newberry (2)
TE 85 Greg Clark (11)
WR 80 Jerry Rice (16)
QB 5 Jeff Garcia (10)/
18 Steve Stenstrom (3)/
8 Steve Young (3)
RB 25 Charlie Garner (15)
RB 40 Fred Beasley (11)/
44 Tommy Vardell (4)

Defense

LE 96 Jeff Posey (6)/
90 Junior Bryant (5)/
95 Marvin Washington (5)
LT 97 Bryant Young (16)
RT 90 Junior Bryant (11)/
99 Brentson Buckner (5)
RE 98 Gabe Wilkins (15)
LILB 54 Lee Woodall (16)
RILB 55 Winfred Tubbs (15)
ROLB 51 Ken Norton, Jr. (16)
LCB 38 Darnell Walker (8)/
21 R.W. McQuarters (4)
RCB 35 Ramos McDonald (7)/
29 Mark McMillian (6)
SS 46 Tim McDonald (16)
FS 30 Lance Schulters (13)

2000

Offense

WR 81 Terrell Owens (13)
LT 63 Derrick Deese (13)
LG 65 Ray Brown (16)
C 62 Jeremy Newberry (16)
RG 74 Dave Fiore (15)
RT 78 Scott Gragg (16)
TE 85 Greg Clark (15)
WR 80 Jerry Rice (16)
QB 5 Jeff Garcia (16)
RB 25 Charlie Garner (15)
FB 40 Fred Beasley (15)

Defense

LE 94 Anthony Pleasant (16)
LT 97 Bryant Young (15)
RT 99 Brentson Buckner (16)
RE 95 John Engelberger (13)/
90 Junior Bryant (3)
LOLB 96 Jeff Posey (9)/
98 Julian Peterson (7)
LILB 51 Ken Norton, Jr. (15)
RILB 55 Winfred Tubbs (14)/
LCB 29 Ahmed Plummer (14)
RCB 36 Jason Webster (11)
SS 30 Lance Schulters (8)/
28 John Keith (3)/
38 Ronnie Heard (3)
FS 23 Pierson Prioleau (5)/
31 Zack Bronson (6)

30 Lance Schulters (4)

2001

Offense

WR 81 Terrell Owens (16)
LT 63 Derrick Deese (16)
LG 65 Ray Brown (16)
C 62 Jeremy Newberry (15)
RG 74 Dave Fiore (16)
RT 78 Scott Gragg (16)
TE 82 Eric Johnson (14)
WR 83 J.J. Stokes (16)
QB 5 Jeff Garcia (16)
RB 20 Garrison Hearst (16)
FB 40 Fred Beasley (12)

Defense

LE 96 Andre Carter (15)
LT 97 Bryant Young (16)
RT 94 Dana Stubblefield (16)
RE 95 John Engelberger (14)
LOLB 98 Julian Peterson (14)
LILB 50 Derek Smith (14)
RILB 53 Jeff Ulbrich (14)
LCB 29 Ahmed Plummer (15)
RCB 36 Jason Webster (16)
SS 30 Lance Schulters (16)
FS 31 Zack Bronson (16)

2002

Offense

WR 81 Terrell Owens (14)
LT 63 Derrick Deese (14)
LG 66 Eric Heitmann (12)/
74 Dave Fiore (3)
C 62 Jeremy Newberry (16)
RG 65 Ron Stone (15)
RT 78 Scott Gragg (16)
TE 82 Eric Johnson (10)/
88 Justin Swift (4)
WR 89 Tai Streets (14)/
83 J.J. Stokes (8)
QB 5 Jeff Garcia (16)
RB 20 Garrison Hearst (16)
FB 40 Fred Beasley (14)

Defense

LE 96 Andre Carter (16)
LT 97 Bryant Young (16)
RT 94 Dana Stubblefield (15)
RE 91 Chike Okeafor (16)
LOLB 98 Julian Peterson (16)
LILB 50 Derek Smith (16)
RILB 53 Jeff Ulbrich (13)/
55 Jamie Winborn (3)
LCB 29 Ahmed Plummer (15)
RCB 36 Jason Webster (16)
SS 33 Tony Parrish (11)
FS 38 Ronnie Heard (6)/
31 Zack Bronson (5)/
33 Tony Parrish (5)

2003

Offense

WR 81 Terrell Owens (15)
LT 63 Derrick Deese (11)/
77 Kwame Harris (5)
LG 66 Eric Heitmann (8)/
69 Kyle Kosier (7)
C 62 Jeremy Newberry (16)

RG 65 Ron Stone (13)/
69 Kyle Kosier (2)
RT 78 Scott Gragg (14)/
69 Kyle Kosier (2)
TE 88 Jed Weaver (15)
WR 89 Tai Streets (16)
QB 5 Jeff Garcia (13)/
13 Tim Rattay (3)
RB 20 Garrison Hearst (12)/
32 Kevan Barlow (4)
FB 40 Fred Beasley (11)

Defense

LE 95 John Engelberger (15)
LT 97 Bryant Young (16)
RT 90 Travis Kirschke (15)
RE 96 Andre Carter (16)
LOLB 98 Julian Peterson (16)
LILB 50 Derek Smith (16)
RILB 53 Jeff Ulbrich (15)
LCB 29 Ahmed Plummer (14)
RCB 24 Mike Rumph (13)
SS 33 Tony Parrish (16)
FS 31 Zack Bronson (12)

2004

Offense

WR 84 Cedrick Wilson (15)
LT 69 Kyle Kosier (9)/
77 Kwame Harris (7)
LG 66 Eric Heitmann (16)
C 52 Brock Gutierrez (15)
RG 65 Justin Smiley (9)/
69 Kyle Kosier (7)
RT 78 Scott Gragg (16)
TE 82 Eric Johnson (14)
WR 85 Brandon Lloyd (13)
QB 13 Tim Rattay (9)/
7 Ken Dorsey (7)
RB 32 Kevin Barlow (14)
FB 40 Fred Beasley (10)

Defense

LE 95 John Engelberger (15)
LT 91 Anthony Adams (12)
RT 97 Bryant Young (16)
RE 96 Andre Carter (6)/
94 Brandon Whiting (5)/
92 Tony Brown (4)
LOLB 53 Jeff Ulbrich (14)
LILB 50 Derek Smith (14)
RILB 55 Jamie Winborn (10)
LCB 29 Ahmed Plummer (6)/
23 Jimmy Williams (6)
RCB 36 Shawntae Spencer (12)
SS 33 Tony Parrish (16)
FS 38 Ronnie Heard (14)

2005

Offense

WR 83 Arnaz Battle (8)/
84 Johnnie Morton (7)/
LT 68 Adam Snyder (7)/
67 Anthony Clement (6)/
75 Jonas Jennings (3)
LG 65 Justin Smiley (16)
C 52 Jeremy Newberry (10)/
66 Eric Heitmann (6)
RG 66 Eric Heitmann (10)/
64 David Baas (5)

RT 77 Kwame Harris (16)
 TE 49 Terry Jones (5)/
 47 Billy Bajema (5)
 WR 85 Brandon Lloyd (15)
 QB 11 Alex Smith (7)/
 13 Tim Rattay (4)
 RB 32 Kevin Barlow (12)
 FB 40 Fred Beasley (7)
Defense
 LE 97 Bryant Young (13)
 NT 91 Anthony Adams (15)
 RE 94 Marques Douglas (15)
 LOLB 98 Julian Peterson (15)
 LILB 56 Brandon Moore (8)/
 50 Derek Smith (5)
 RILB 50 Derek Smith (11)/
 53 Jeff Ulbrich (5)
 ROLB 96 Andre Carter (13)
 LCB 26 Bruce Thornton (11)
 RCB 36 Shawntae Spencer (14)
 SS 33 Tony Parrish (9)/
 38 Ben Emanuel (7)
 FS 20 Mike Adams (9)

2006

Offense
 WR 83 Arnaz Battle (15)
 LT 75 Jonas Jennings (13)
 LG 71 Larry Allen (11)
 C 66 Eric Heitmann (14)
 RG 65 Justin Smiley (16)
 RT 77 Kwame Harris (16)
 TE 85 Vernon Davis (8)/
 47 Billy Bajema (6)
 WR 81 Antonio Bryant (11)
 QB 11 Alex Smith (16)
 RB 21 Frank Gore (16)
 FB 40 Moran Norris (7)
Defense
 LE 97 Bryant Young (16)
 DT 93 Ron Fields (9)
 DT 91 Anthony Adams (5)
 DE 94 Marques Douglas (16)
 RE 96 Melvin Oliver (14)
 LB 56 Brandon Moore (11)
 LB 50 Derek Smith (12)
 LB 99 Manny Lawson (11)
 LCB 36 Shawntae Spencer (13)
 RCB 27 Walt Harris (15)
 SS 26 Mark Roman (11)/
 33 Tony Parrish (5)
 FS 28 Keith Lewis (9)/
 20 Mike Adams (8)

2007

Offense
 WR 83 Arnaz Battle (15)
 LT 68 Adam Snyder (11)/
 75 Jonas Jennings (5)
 LG 71 Larry Allen (16)
 C 66 Eric Heitmann (16)
 RG 65 Justin Smiley (8)/
 64 David Baas (8)
 RT 74 Joe Staley (16)
 TE 85 Vernon Davis (14)

WR 82 Darrell Jackson (15)
 QB 11 Alex Smith (7)/
 12 Trent Dilfer (6)
 RB 21 Frank Gore (15)
 FB 40 Moran Norris (5)
Defense
 LE 97 Bryant Young (15)
 DT 92 Aubrayo Franklin (13)/
 90 Isaac Sopoaga (3)
 DE 94 Marques Douglas (16)
 LOLB 98 Parys Haralson (11)
 LILB 50 Derek Smith (14)
 RILB 52 Patrick Willis (16)
 ROLB 95 Tully Banta-Cain (10)
 LCB 22 Nate Clements (16)
 RCB 27 Walt Harris (15)
 SS 32 Michael Lewis (16)
 FS 26 Mark Roman (16)

2008

Offense
 WR 82 Bryant Johnson (12)
 LT 74 Joe Staley (16)
 LG 68 Adam Snyder (7)/
 64 David Baas (9)
 C 66 Eric Heitmann (16)
 RG 69 Tony Wragge (10)/
 62 Chilo Rachal (6)
 RT 65 Barry Sims (8)/
 68 Adam Snyder (6)/
 75 Jonas Jennings (2)
 TE 85 Vernon Davis (16)
 WR 88 Isaac Bruce (15)
 QB 13 Shaun Hill (8)/
 14 J.T. O'Sullivan (8)
 RB 21 Frank Gore (15)
Defense
 LE 91 Ray McDonald (8)
 NT 92 Aubrayo Franklin (15)
 DT 90 Isaac Sopoaga (15)
 DE 94 Justin Smith (16)
 OLB 98 Parys Haralson (10)
 LILB 51 Takeo Spikes (13)/
 53 Jeff Ulbrich (3)
 RILB 52 Patrick Willis (16)
 OLB 99 Manny Lawson (10)
 LCB 22 Nate Clements (15)
 RCB 27 Walt Harris (16)
 SS 32 Michael Lewis (16)
 FS 26 Mark Roman (16)

2009

Offense
 WR 84 Josh Morgan (15)
 LT 74 Joe Staley (9)
 65 Barry Sims (7)
 LG 64 David Baas (16)
 C 66 Eric Heitmann (16)
 RG 62 Chilo Rachal (15)
 RT 68 Adam Snyder (15)
 TE 85 Vernon Davis (16)
 46 Delanie Walker (8)
 WR 15 Michael Crabtree (11)
 88 Isaac Bruce (7)
 QB 11 Alex Smith (10)

13 Shaun Hill (6)
 RB 21 Frank Gore (14)
 29 Glen Coffee (2)
 FB 44 Moran Norris (7)
Defense
 DT 90 Isaac Sopoaga (16)
 NT 92 Aubrayo Franklin (16)
 DT 94 Justin Smith (16)
 SAM 99 Manny Lawson (16)
 TED 51 Takeo Spikes (15)
 MIKE 52 Patrick Willis (16)
 WILL 98 Parys Haralson (16)
 LCB 22 Nate Clements (6)
 31 Dre' Bly (6)
 25 Tarell Brown (4)
 RCB 36 Shawntae Spencer (16)
 SS 32 Michael Lewis (15)
 FS 38 Dashon Goldson (16)

2010

Offense
 WR 84 Josh Morgan (11)
 LT 74 Joe Staley (9)
 65 Barry Sims (7)
 LG 77 Mike Iupati (16)
 C 64 David Baas (16)
 RG 62 Chilo Rachal (14)
 68 Adam Snyder (2)
 RT 76 Anthony Davis (16)
 TE 85 Vernon Davis (16)
 46 Delanie Walker (8)
 82 Nate Byham (3)
 WR 15 Michael Crabtree (15)
 QB 11 Alex Smith (10)
 1 Troy Smith (6)
 RB 21 Frank Gore (11)
 20 Brian Westbrook (5)
 FB 44 Moran Norris (11)
Defense
 DT 90 Isaac Sopoaga (16)
 NT 92 Aubrayo Franklin (16)
 DT 94 Justin Smith (16)
 SAM 99 Manny Lawson (16)
 TED 51 Takeo Spikes (16)
 MIKE 52 Patrick Willis (15)
 WILL 98 Parys Haralson (15)
 55 Ahmad Brooks (1)
 LCB 36 Shawntae Spencer (16)
 RCB 22 Nate Clements (16)
 SS 30 Reggie Smith (7)
 23 Taylor Mays (6)
 32 Michael Lewis (3)
 FS 38 Dashon Goldson (16)

2011

Offense
 WR 15 Michael Crabtree (14)
 17 Braylon Edwards (5)
 LT 74 Joe Staley (16)
 LG 77 Mike Iupati (16)
 C 59 Jonathan Goodwin (16)
 RG 68 Adam Snyder (13)
 62 Chilo Rachal (3)
 RT 76 Anthony Davis (16)
 TE 85 Vernon Davis (16)

46 Delanie Walker (7)
 81 Justin Peelle (2)
 WR 15 Joshua Morgan (5)
 19 Ted Ginn Jr. (3)
 QB 11 Alex Smith (16)
 RB 21 Frank Gore (15)
 FB 49 Bruce Miller (8)
 44 Moran Norris (2)
Defense
 DT 91 Ray McDonald (15)
 NT 90 Isaac Sopoaga (15)
 DT 94 Justin Smith (16)
 OLB 55 Ahmad Brooks (16)
 ILB 53 NaVorro Bowman (16)
 ILB 52 Patrick Willis (13)
 54 Larry Grant (3)
 OLB 98 Parys Haralson (16)
 LCB 22 Carlos Rogers (16)
 RCB 25 Tarell Brown (16)
 SS 31 Donte Whitner (15)
 FS 38 Dashon Goldson (14)
 20 Madiou Williams (2)

2012

Offense
 WR 15 Michael Crabtree (16)
 LT 74 Joe Staley (16)
 LG 77 Mike Iupati (16)
 C 59 Jonathan Goodwin (16)
 RG 75 Alex Boone (16)
 RT 76 Anthony Davis (16)
 TE 85 Vernon Davis (16)
 46 Delanie Walker (4)
 WR 82 Mario Manningham (10)
 QB 11 Alex Smith (9)
 7 Colin Kaepernick (7)
 RB 21 Frank Gore (16)
 FB 49 Bruce Miller (12)
Defense
 DT 91 Ray McDonald (16)
 NT 90 Isaac Sopoaga (9)
 DT 94 Justin Smith (14)
 OLB 55 Ahmad Brooks (16)
 ILB 53 NaVorro Bowman (16)
 ILB 52 Patrick Willis (16)
 OLB 99 Aldon Smith (16)
 LCB 22 Carlos Rogers (16)
 RCB 25 Tarell Brown (16)
 CB 29 Chris Culliver (6)
 SS 31 Donte Whitner (16)
 FS 38 Dashon Goldson (16)

2013

Offense
 WR 81 Anquan Boldin (16)
 LT 74 Joe Staley (16)
 LG 77 Mike Iupati (12)
 68 Adam Snyder (4)
 C 59 Jonathan Goodwin (16)
 RG 75 Alex Boone (16)
 RT 76 Anthony Davis (16)
 TE 85 Vernon Davis (15)
 89 Vance McDonald (5)
 WR 10 Kyle Williams (5)
 15 Michael Crabtree (5)

QB 7 Colin Kaepernick (16)
 RB 21 Frank Gore (16)
 FB 49 Bruce Miller (13)
Defense
 DT 91 Ray McDonald (14)
 NT 90 Glenn Dorsey (13)
 DT 94 Justin Smith (16)
 OLB 55 Ahmad Brooks (16)
 ILB 53 NaVorro Bowman (16)
 ILB 52 Patrick Willis (14)
 OLB 99 Aldon Smith (8)
 51 Dan Skuta (8)
 LCB 22 Carlos Rogers (16)
 RCB 25 Tarell Brown (11)
 26 Tramaine Brock (6)
 SS 31 Donte Whitner (16)
 FS 35 Eric Reid (16)

2014

Offense
 WR 81 Anquan Boldin (16)
 LT 74 Joe Staley (16)
 LG 77 Mike Iupati (15)
 78 Joe Looney (1)
 C 66 Marcus Martin (8)
 67 Daniel Kilgore (7)
 78 Joe Looney (1)
 RG 75 Alex Boone (14)
 78 Joe Looney (2)
 RT 76 Jonathan Martin (9)
 76 Anthony Davis (7)
 TE 85 Vernon Davis (14)
 89 Vance McDonald (4)
 46 Derek Carrier (1)
 88 Garrett Celek (1)
 WR 15 Michael Crabtree (16)
 84 Brandon Lloyd (2)
 13 Stevie Johnson (1)
 QB 7 Colin Kaepernick (16)
 RB 21 Frank Gore (16)
 FB 49 Bruce Miller (8)
Defense
 DT 91 Ray McDonald (14)
 63 Tony Jerod-Eddie (2)
 NT 93 Ian Williams (8)
 92 Quinton Dial (6)
 DT 94 Justin Smith (16)
 OLB 55 Ahmad Brooks (13)
 59 Aaron Lynch (3)
 ILB 50 Chris Borland (8)
 52 Patrick Willis (6)
 54 Nick Moody (2)
 ILB 57 Michael Wilhoite (16)
 OLB 51 Dan Skuta (9)
 99 Aldon Smith (6)
 96 Corey Lemonier (1)
 LCB 20 Perrish Cox (14)
 26 Tramaine Brock (2)
 RCB 29 Chris Culliver (14)
 CB 36 Dontae Johnson (3)
 25 Jimmie Ward (1)
 SS 41 Antoine Bethea (16)
 FS 35 Eric Reid (15)
 43 Craig Dahl (1)

2015		2016	
Offense		Offense	
WR	81 Anquan Boldin (13) 11 Quinton Patton (4)	WR	17 Jeremy Kerley (13)
LT	74 Joe Staley (16)	LT	74 Joe Staley (13)
LG	75 Alex Boone (13) 61 Andrew Tiller (3)		68 Zane Beadles (2) 77 Trent Brown (1)
C	66 Marcus Martin (13) 67 Daniel Kilgore (3)	LG	68 Zane Beadles (12) 61 Andrew Tiller (2) 66 Marcus Martin (1)
RG	65 Jordan Devey (9) 61 Andrew Tiller (4) 71 Erik Pears (2) 66 Marcus Martin (1)	C	67 Daniel Kilgore (13) 68 Zane Beadles (2) 66 Marcus Martin (1)
RT	71 Erik Pears (14) 77 Trent Brown (2)	RG	65 Joshua Garnett (11) 61 Andrew Tiller (5)
TE	89 Vance McDonald (11) 88 Garrett Celek (8) 84 Blake Bell (5) 85 Vernon Davis (5)	RT	77 Trent Brown (15) 71 John Theus (1)
WR	82 Torrey Smith (12) 14 Jerome Simpson (1)	TE	89 Vance McDonald (11) 88 Garrett Celek (6) 49 Jim Dray (1)
QB	2 Blaine Gabbert (8) 7 Colin Kaepernick (8)	WR	82 Torrey Smith (12) 13 Aaron Burbridge (3) 14 Chris Harper (2)
RB	28 Carlos Hyde (7) 24 Shaun Draughn (6) 23 Reggie Bush (1) 32 DuJuan Harris (1) 38 Jarryd Hayne (1)	WR	11 Quinton Patton (14) 81 Rod Streater (2)
FB	49 Bruce Miller (5)	QB	7 Colin Kaepernick (11) 2 Blaine Gabbert (5)
Defense		RB	28 Carlos Hyde (13) 22 Mike Davis (1) 24 Shaun Draughn (1) 32 DuJuan Harris (1)
DT	90 Glenn Dorsey (7) 64 Mike Purcell (3) 91 Arik Armstead (1)	Defense	
NT	93 Ian Williams (16)	DT	99 DeForest Buckner (12) 91 Arik Armstead (4)
DT	92 Quinton Dial (15)	NT	90 Glenn Dorsey (6) 64 Mike Purcell (5) 99 DeForest Buckner (3) 93 Chris Jones (2)
OLB	55 Ahmad Brooks (14) 96 Corey Lemonier (2) 95 Tank Carradine (1)	DT	92 Quinton Dial (11) 93 Chris Jones (4) 90 Glenn Dorsey (1)
ILB	57 Michael Wilhoite (12) 51 Gerald Hodges (4)	OLB	55 Ahmad Brooks (16) 51 Gerald Hodges (12) 57 Michael Wilhoite (4)
ILB	53 NaVorro Bowman (16)	ILB	50 Nick Bellore (10) 53 NaVorro Bowman (4) 57 Michael Wilhoite (2)
OLB	59 Aaron Lynch (13) 58 Eli Harold (1)	OLB	58 Eli Harold (13) 59 Aaron Lynch (3)
LCB	26 Tramaine Brock (15) 36 Dontae Johnson (1)	LCB	26 Tramaine Brock (16)
RCB	20 Kenneth Acker (13) 47 Marcus Cromartie (1) 36 Dontae Johnson (1) 25 Jimmie Ward (1)	RCB	25 Jimmie Ward (10) 33 Rashard Robinson (6)
CB	25 Jimmie Ward (6) 36 Dontae Johnson (1)	SS	41 Antoine Bethea (16)
SS	29 Jaquiski Tartt (8) 41 Antoine Bethea (7) 25 Jimmie Ward (1)	FS	35 Eric Reid (10) 29 Jaquiski Tartt (6)
FS	35 Eric Reid (16)		

HISTORICAL HIGHLIGHTS

1949

December 10, the NFL and AAFC announced that the two leagues will merge. The NFL agrees to adopt Baltimore, Cleveland and San Francisco as new franchises.

1950

The 49ers struggled in their NFL debut, winning only three games. A rival coach described them as “not big enough or tough enough.”

1951

In an amazing reversal of form sparked by a great rookie group, the 49ers were in the race until the season’s final day and finished only a half game off the top. Led by LB Hardy Brown and his famed shoulder tackle, the club had one of the toughest defensive units in the League. QB Y.A. Tittle and E Billy Wilson began their great 49er careers.

1952

After a blazing start, the 49ers slumped in mid-season. HB Hugh “The King” McElhenny came off the University of Washington campus to become the NFL PLAYER OF THE YEAR and the most feared runner in football.

1953

The 49ers had their best NFL showing posting a 9–3 record, normally good enough for a championship. Detroit, however, was 10–2. Two of San Francisco’s losses came with QB Y.A. Tittle sidelined because of a severe facial injury. The three defeats were by a total of nine points. FB Joe “The Jet” Perry became one of the few players in pro history to gain more than 1,000 yards in a single season. E Gordy Soltau was the league’s top scorer for the second straight year.

1954

The 49ers jumped out to a blazing start, posting a 4–0–1 record through the season’s first five games. However the early momentum was slowed by injuries to three key members of the legendary “Million Dollar Backfield.” QB Y.A. Tittle, HB Hugh McElhenny and FB Joe Perry all missed action with different injuries, but Perry returned to become the first player to record 1,000 yards rushing in consecutive seasons.

1955

With HB Hugh McElhenny hobbled by a foot injury, the 49ers had their second–worst season in history under Norman P. Strader, who succeeded Buck Shaw as head coach.

1956

In head coach Frankie Albert’s first year at the helm, the 49ers were in last place at mid-season with a 1–6 record. They went 4–0–1 in their last five games for a brilliant stretch drive.

1957

This undoubtedly was one of the most emotional and dramatic seasons in 49ers history. Every game was a cliffhanger and the Alley Oop pass from QB Y.A. Tittle to rookie HB R.C. Owens became a household byword. Emotions reached a peak when the beloved Tony Morabito collapsed and died of a heart attack at the Chicago Bears game on Oct. 27. Trailing 17–7, the 49ers fought back for a great victory, 21–17. The magnificent E Billy Wilson caught a pass from Tittle for the winning touchdown in the fourth quarter. Tied with Detroit at 8–4 when the season ended, the 49ers lost the playoff game, 31–27, after holding a 27–7 lead in the third quarter.

1958

An up–and–down season finished on a high note with victories over Green Bay and Baltimore. The 6–6 record, however, was blackened by the 33–3 and 56–7 lacerations at the hands of the Los Angeles Rams. Head coach Frankie Albert resigned at the end of the year.

1959

With Howard W. “Red” Hickey in charge, the 49ers were in contention all the way and QB John Brodie came into his own at quarterback when he led the team to a 21–20 upset of Cleveland. HB J.D. Smith, a converted defensive back, became the second 49er to accumulate more than 1,000 yards rushing.

1960

Howard W. “Red” Hickey saved a seemingly hopeless season when he installed his shotgun attack and the club captured four of its last five games, including a 30–22 upset of Baltimore.

1961

The success of Howard W. Hickey’s shotgun amazed the football world, especially in a 49–0 victory over Detroit. QB Billy Kilmer, a passing–running rookie from UCLA, was made to order for the new offense. When the shotgun stopped, QB John Brodie took over again in the T formation and had the finest season in 49ers QB annals. Indicating the evenness of NFL competition, the 49ers were playing for a second–place tie, plus a trip to the Runner–up Bowl at Miami, or a fifth–place position on the last day of the season. The Colts again won by three points, but 1961 will remain as one of the most exciting and interesting years in 49ers history.

1962

For the first time since 1956, the 49ers finished a frustrating season with more defeats than victories. In so doing, the honored adage of “it’s easier to win at home than on the road,” proved false—the 49ers won only one of seven at Kezar Stadium, but captured five of seven road contests.

1963

A multitude of injuries to key personnel started the 49ers off to a disappointing 2–12 season. One of the victories, however, was a 20–14 upset of ultimate world champion Chicago, the only league defeat suffered by the Bears all season.

1964

Club Chief Executive Victor P. Morabito died of a heart attack in May. Injuries to key personnel prevented the 49ers from gaining enough offensive momentum to forge a winning season despite having one of the toughest defensive units in the league. Outstanding rookie performances by E Dave Parks, QB George Mira and LB Dave Wilcox also took some of the sting from the 4–10 record.

1965

Outstanding offensive performances enabled the 49ers to jump from the bottom to fourth place in the Western Division as the team led the NFL in both scoring and total offense. QB John Brodie was the most productive passer in the NFL, E Dave Parks led the league in receiving and rookie FB Ken Willard and veteran HB John David Crow, acquired in an off-season trade, led a strong ground game. The 7–6–1 record included a season–opening 52–24 victory over the Chicago Bears, marking the most points scored by the 49ers in NFL play.

1966

After a somewhat slow start, the 49ers got in gear just before the midway point and became one of only two teams to beat the eventual world champion Green Bay Packers. After that, they finished with a respectable 6–6–2 record and were in the battle for second place in the Western Division until the final league game. G John Thomas and E Dave Parks were All–Pro, and they joined G Howard Mudd, C Bruce Bosley, FB Ken Willard and LB Dave Wilcox in the Pro Bowl.

1967

An auspicious start (5–1) disintegrated into disappointment for the 49ers as injuries took a heavy toll and a six–game losing streak took them out of the running. QB George Mira came off the bench to lead the squad to two season–ending victories and salvage a 7–7 record. There were bright spots, however, as QB John Brodie and the 49ers were the only team to beat the power–laden Rams in a league game. G Bruce Bosley played in the Pro Bowl for the second straight season.

1968

Under new coach Dick Nolan, the 49ers posted a 7–6–1 record. The season turned on key wins over the New York Giants, 26–10, and Green Bay, 27–20. Brilliant performances by QB John Brodie, WR Clifton McNeil and RB Ken Willard led a prolific offense, while DT Charlie Krueger, LB Dave Wilcox and DB Kermit Alexander sparked a revitalized defense. McNeil and G Howard Mudd were chosen All–NFL and were joined by Wilcox, Willard and Alexander in the Pro Bowl.

1969

Beset by injuries that nearly decimated the defensive unit, the 49ers struggled through the early part of the season. They went winless in their first five games before beating Baltimore, the first time they had beaten the Colts in 13 previous games. The 49ers finished 4–8–2 and five players—HB Jimmy Johnson, LB Dave Wilcox, G Elmer Collett, RB Ken Willard and rookie WR Gene Washington—were selected to the Pro Bowl. Johnson was also All–Pro and winner of the Len Eshmont Award.

1970

This was the greatest year since the club became a member of the NFL in 1950. The team recorded a 10–3 record and captured the Western Division (NFC) Championship. QB John Brodie was the NFL’s Player of the Year, CB Bruce Taylor was NFC Rookie of the Year and Coach Dick Nolan was a near–unanimous choice as NFC Coach of the Year. Brodie, WR Gene Washington, LB Dave Wilcox and HB Jimmy Johnson were All–Pro and joined T Len Rohde in the Pro Bowl.

1971

The 49ers forged a 9–5–0 record and won their second consecutive NFC Western Division title, clinching the crown on the final day by beating Detroit, 31–27, the identical score by which the Lions had knocked the 49ers out of championship play in 1957. The season also was the club’s first in its plush new home, Candlestick Park. C Forrest Blue, LB Dave Wilcox and CB Jimmy Johnson were All–Pro and joined in the Pro Bowl by TE Ted Kwalick, WR Gene Washington, RB Vic Washington, DE Cedrick Hardman and CB Bruce Taylor.

1972

Early–season inconsistency, compounded by an injury to QB John Brodie in the fifth game of the season, cast appall on the 49ers prospects for a third–straight NFC Western Division title, but QB Steve Spurrier stepped in for Brodie and turned things around with a brilliant, poised performance. In the final quarter of the final game against Minnesota, the recovered Brodie relieved Spurrier and threw two TD passes in a 20–17 win over the Vikings. The victory clinched divisional title number three, but Spurrier’s nine–game contribution was the key. C Forrest Blue, DB Jimmy Johnson, TE Ted Kwalick, WR Gene Washington and LB Dave Wilcox were All–Pro selections.

1973

In what was both a disappointing and significant year, the 49ers were 5–9 after tackling the NFL’s toughest schedule, a rash of key injuries and an unsettled quarterback situation. It also marked the end of the brilliant careers of QB John Brodie and DT Charlie Krueger, both of whom retired at year’s end. C Forrest Blue and LB Dave Wilcox were voted All–Pro and joined in the Pro Bowl by TE Ted Kwalick, G Woody Peoples and P Tom Wittum.

1974

The 49ers used five different quarterbacks after an injury to starter QB Steve Spurrier, a week before the season opened, sidelined him for most of the year. After winning the first two games, the club lost a team–record seven straight and then closed with a

rush, winning four of its last five to finish the season 6–8. RB Wilbur Jackson was named The Sporting News ROOKIE OF THE YEAR and was named to the NFL All–Rookie team along with QB Tom Owen and DB Mike Holmes. C Forrest Blue and P Tom Wittum were All–NFC and selected for the Pro Bowl along with HB Jimmy Johnson. A knee injury forced perennial All–Pro LB Dave Wilcox to retire after a brilliant 11–year career with the 49ers.

1975

A strong defensive performance throughout the season couldn’t offset an erratic offense troubled by an unsettled quarterback situation and a rebuilding offensive line. The high point of the 5–9 season was a 24–23 win over Los Angeles to end a 10–game losing streak to the Rams. At season’s end, DE Cedrick Hardman was the club’s first ever two–time Len Eshmont Award winner.

1976

A turnaround year for the 49ers as the team, under coach Monte Clark, posted an 8–6 record, their first winning season since 1972. With new QB Jim Plunkett at the controls, the 49ers got off to their best start ever (6–1), before hitting a mid–season four–game losing streak knocking the club out of playoff contention. The season saw the emergence of a powerful defensive unit that led the league in quarterback sacks with 61. RB Delvin Williams set a 49ers single–season rushing record with 1,203 yards. DE Tommy Hart was named All–Pro and played in the Pro Bowl along with Williams, DE Cleveland Elam and LB Dave Washington. C Randy Cross was an All–Rookie team selection. Hart became a two–time winner of the Len Eshmont Award and CB Jimmy Johnson retired after a brilliant 16–year career with the 49ers.

1977

In the 32nd year of their existence, the 49ers began a new era. On March 31, 1977, the club became the property of Edward J. DeBartolo Jr. and came under the guidance of Joe Thomas as general manager. The changeover was made more dramatic because the San Francisco 49ers were one of the few NFL franchises which had never previously changed ownership or location. On the field, under Coach Ken Meyer, the 49ers ran hot and cold. The club lost its first five games, then won five of the next six before dropping the final three contests to finish 5–9. SS Mel Phillips was named winner of the coveted Len Eshmont Award. DE Cleveland Elam was selected All–Pro and played for the NFC in the Pro Bowl.

1978

The 49ers suffered through their longest season as the club fell to 2–14 and three coaches were hired and fired in less than 12 months. First Head Coach Pete McCulley departed after nine games with a 1–8 record, and his replacement, Fred O’Connor, was let go at the end of the year as the team won just one of its final seven contests. Bill Walsh was hired as the new coach and general manager. RB Paul Hofer, who replaced RB O.J. Simpson when the newly–acquired star went to the sidelines for the year with a shoulder injury, was named recipient of the Len Eshmont award.

1979

The 49ers suffered through their second consecutive 2–14 season, but there were several indications of improvement. San Francisco went from virtually the worst–ranked offensive team in the league in ’78 to one of the most productive in ’79, ranking first in passing offense in the NFC and sixth in total offense in the NFL. RB Paul Hofer again was the Len Eshmont Award recipient and individual leader, racking up 615 yards rushing and an additional 662 yards receiving on 58 catches in only seven starts. QB Steve DeBerg broke Fran Tarkenton’s NFL record for completions by connecting on 347 passes. K Ray Wersching set a club record with an 83.3 field goal percentage and also led the league with that mark. RB O.J. Simpson retired from the 49ers and the NFL, finishing as the second leading rusher of all time with 11,236 yards.

1980

In their second season of the Bill Walsh era, the 49ers showed gradual improvement in their rebuilding program. A three–game winning streak to open the season, combined with a three–game victory string from Week 12 through Week 14, enabled the Niners to post a 6–10 season, tripling the number of victories from each of the previous two 2–14 campaigns. Week 14 was a day when the 49ers made NFL history. That December 7 at Candlestick Park, the 49ers overcame a 35–7 halftime deficit against the New Orleans Saints to win in overtime, 38–35. The 28–point comeback was the biggest comeback in NFL history. E Jim Stuckey and P Jim Miller were named to All–Rookie teams, while another rookie, FB Earl Cooper, led the NFC in receptions with 83, the most catches ever by an NFL rookie. WR Dwight Clark caught 82 passes to break the team wide receiver mark, and QB Joe Montana set the club passing percentage record at 64.5 with 176 completions in 273 attempts.

1981

It was a year of firsts and bests for the 49ers in 1981. In his third season as head coach and general manager, Bill Walsh guided San Francisco to a 16–3 record (best record in the league that year), the NFC Western Division title (first since ’72), the NFC Championship crown (first ever for the 49ers) and the World Championship/Super Bowl XVI win (first ever for the 49ers). Walsh earned every possible NFC Coach of the Year award and all seven NFL Coach of the Year honors, while six 49ers were named to the Pro Bowl—WR Dwight Clark, C Randy Cross, QB Joe Montana, DE Fred Dean, S Ronnie Lott and S Dwight Hicks. Three San Francisco players were selected to All–Pro teams as recognized by the NFL—Cross, Lott and Dean. Montana, who led the NFC in passing in ’81, was named MVP of Super Bowl XVI (for leading his team to a 26–21 win over the Cincinnati Bengals of the AFC). Dean was picked UPI NFL Defensive Player of the Year, NFL Outstanding Defensive Lineman of the Year (NFL Players Association) and NFC Defensive Player of the Year (Kansas City Committee of the 101). San Francisco opened and closed the season in Pontiac, MI in drastically different styles. The 49ers lost two of their first three games of 1981, including the season opener on the road against Detroit, then ran off seven wins—before a loss to Cleveland 15–12—and ran off eight more wins (including playoffs, the NFC Champion–

ship and Super Bowl XVI). The 49ers won 15 of their last 16 games, beat five opponents twice—including all three postseason foes—and became the first team since Chicago in 1945–47 to go from the worst NFL record (2–14 in 1979) to the league’s best (13–3 in ’81) in just three seasons. All this happened with three rookies (S Carlton Williamson, CB Eric Wright and Lott) starting in the defensive secondary. Those three rookies, along with Montana, Clark, Cross, WR Freddie Solomon and Hicks, combined with “old veterans” Dean and LB Jack “Hacksaw” Reynolds, formed a nucleus of world championship vintage.

1982

As defending world champions, the San Francisco 49ers did not enjoy the 1982 season, but then not many NFL fans, coaches and players throughout the league did either (except maybe in Washington, where the Redskins were Super Bowl XVII champs). The Niners fell to 3–6 and missed out on the playoffs. In the strike–shortened season, San Francisco went winless at home (0–5) but did manage a 3–1 road record (the Niners were 0–2 prior to the 57–day players’ strike and 3–4 following it). WR Dwight Clark had an outstanding season, leading the NFL with 60 receptions and being named consensus All–Pro and NFL Player of the Year by Sports Illustrated. LB Keena Turner (second–team All–Pro), S Ronnie Lott (Pro Bowl), C Randy Cross (Pro Bowl), S Dwight Hicks (Pro Bowl), T Keith Fahnhorst and QB Joe Montana (NFL record for five straight 300–yard passing games) were bright spots in an otherwise disappointing season.

1983

For the second time in three seasons, San Francisco played in the NFC Championship Game. The ’83 49ers were 10–6 (third best regular season victory total in club history) and NFC Western Division Champions (fifth time since 1970, second time since 1981). In the playoffs, San Francisco squeezed past Detroit, 24–23, but lost to Washington, 24–21, in the NFC Championship contest. Individual standouts included QB Joe Montana (the league’s No. 1 all–time QB entering the 1984 season), S Ronnie Lott (making his third Pro Bowl appearance in as many years), DE Fred Dean (leading the NFC in sacks with 17.5), DE Dwaine Board (second in sacks with 13), CB Eric Wright (team leader in interceptions with seven, two for scores), WR Dwight Clark (team leader with 70 receptions and eight TDs), WR Freddie Solomon (club record 21.4 yards per catch), K Ray Wersching (team–record 126 points, including a perfect 51–of–51 PATs), offensive linemen C Randy Cross, T Keith Fahnhorst and G John Ayers, RB Roger Craig (752 yards rushing, 427 receiving), RB Wendell Tyler (856 rushing yards, 285 receiving) and NFL All–Rookie team pick LB Riki Ellison.

1984

The 49ers experienced the most successful regular season in NFL history by winning a league record 15 games, including all eight road contests—setting yet another NFL standard. The Niners broke 14 team records in ’84, while becoming the first NFC team to sweep all of its conference games, and the first NFC West unit to win all contests within the division. Led by RB Roger Craig and QB Joe Montana, San Francisco capped the year by routing the Miami

Dolphins in Super Bowl XIX, 38–16. The win was the 18th victory of the ’84 campaign, establishing an NFL standard for wins in a single season (including playoffs). San Francisco scored a then team–record 475 points. The 49ers defense was the stingiest in the NFL in ’84, allowing a league–low 227 points scored. Honors were numerous, including Pro Bowl recognition for 10 of Bill Walsh’s charges—Montana, RB Wendell Tyler, T Keith Fahnhorst, C Randy Cross and C Fred Quillan on offense and S Dwight Hicks, S Ronnie Lott, S Carlton Williamson and CB Eric Wright (the entire Niners secondary), and LB Keena Turner on defense.

1985

At 10–6, San Francisco qualified for postseason play for the fourth time since 1981. Offensively, RB Roger Craig and WR Jerry Rice emerged as potent weapons in the attack. Craig became the first NFL player to surpass 1,000 yards rushing and receiving in the same season. Rice was named NFC ROOKIE OF THE YEAR and set the team record for first–year players with 927 receiving yards. The defense experienced the influx of four new starters in ’85 (NT Michael Carter, LB Todd Shell, LB Michael Walter and DE John Harty). Carter won a berth on the Pro Bowl team, as did DBs Eric Wright and Carlton Williamson.

1986

The 49ers captured their fourth NFC Western Division title since 1981. Offensively, the team was led by All–Pro wide receiver WR Jerry Rice, who paced the NFL with 1,570 receiving yards and 15 touchdowns. Those marks established club standards in addition to Rice’s team–record 16 total scores. The defense managed 49 takeaways, tying the Kansas City Chiefs for NFL leadership. San Francisco’s 39 interceptions and 578 return yards set team records, while five scores on interceptions returns tied another club mark. S Ronnie Lott tied HB Dave Baker’s 1960 team record with 10 interceptions. The output by young players was vital due to major injuries suffered by many starting veterans. San Francisco made 20 roster moves during the season, shuffling players in and out of action. QB Joe Montana missed Weeks 2–9 due to back surgery, while backup signal–caller Jeff Kemp did not play Weeks 8–11 due to a hip injury.

1987

The San Francisco 49ers marched to an NFL regular season best 13–2 record. It marked a league–leading third time in the decade of the ’80s that the team either tied or posted the best win–loss percentage during the regular season. San Francisco led the NFL with 5,987 total yards and was best among league defenders allowing 4,095 total yards. It was the first time in Niners history that the team led the league in fewest total yards allowed. WR Jerry Rice set NFL records with 22 receiving touchdowns and scoring receptions in 13 consecutive games. The durable wide out received postseason Most Valuable Player awards from nearly every news agency and sports publication. QB Joe Montana won the first NFL passing title of his nine–year career and set a team record with 31 touchdown passes. S Ronnie Lott, Montana and Rice were joined by NT Michael Carter and RB Roger Craig on the NFC squad in the 1988 Pro Bowl.

1988

The 49ers climaxed their 1988 season in thrilling fashion with a dramatic touchdown drive in the waning seconds of Super Bowl XXIII. QB Joe Montana’s 10–yard scoring toss to WR John Taylor with 34 seconds remaining in the contest gave the Niners their third Super Bowl win of the decade and the rights to the title “Team of the 1980s.” The world championship game against the Cincinnati Bengals was a microcosm of the entire ’88 campaign. San Francisco opened the year strong with a 5–2 record, but by Week 12 were 6–5, two games out of first place with only five contests to play. That week’s victory over Washington launched a four–game winning streak that resulted in the Niners moving up from third to first place in the NFC West standings and earning a third consecutive NFC Western Division title. As the season ended RB Roger Craig broke the team’s single season rushing record (finishing with 1,502 yards) and K Mike Cofer established new Niners single–season standards for field goals attempted (38) and made (27). WR Jerry Rice went on a playoff tear that included: an NFL post–season record–tying three touchdown receptions against Minnesota, the Montana–to–Rice battery hooked–up on first half touchdowns of 61 and 27 yards at Chicago, and concluded with a Super Bowl XXIII MVP performance of 11 receptions for a Super Bowl record 215 yards and a touchdown. Defenders S Ronnie Lott, DE Charles Haley, NT Michael Carter, along with Rice, Taylor and Craig, were selected to the Pro Bowl.

1989

George Seifert was named head coach of the San Francisco 49ers just four days after the team had won its third World Championship under retiring head man Bill Walsh. Seifert’s quest for the title was tested early and often as the 49ers endured nail–biting wins at Indianapolis (30–24) and Tampa Bay (20–16) to open the season. QB Joe Montana threw for 428 yards and five touchdowns, including a team–record four TD tosses in the fourth quarter resulting in a 10–point victory (38–28) in Philadelphia. Under first–year offensive coordinator Mike Holmgren, the Niners accumulated more yardage than any other NFL team. WRs Jerry Rice and John Taylor, RB Roger Craig, G Guy McIntyre and QB Joe Montana were 1990 Pro Bowl participants. Rice’s 1,483 receiving yards paced the league. Craig exceeded 1,000 yards rushing for the second consecutive season and running mate FB Tom Rathman led NFC running backs with 73 receptions. Montana had the best season of his career. A consensus Player of the Year, Montana’s 112.4 quarterback rating set a then NFL single–season record. Montana was selected by his teammates as the ’89 recipient of the Len Eshmont Award. Fueled by Rice’s 72–yard first quarter catch–and–run for a score, the 49ers exploded for 27 first half points and cruised to a 41–13 victory against Minnesota in their opening ’89 playoff contest. The 49ers faced Los Angeles in the NFC Championship Game. The Niners started slowly, however. Two long, second–quarter scoring drives and a touchdown set up by an interception gave San Francisco a 21–3 lead at intermission. Cofer’s three field goals cushioned San Francisco’s lead as the team advanced to Super Bowl XXIV with a satisfying 30–3 win. The 49ers displayed optimal performance at the highest level of competition while securing

their second consecutive World Championship. The resounding 55–10 defeat of the Denver Broncos in Super Bowl XXIV was a convergence of talent and technique, planning and purpose. San Francisco tied or set nearly 40 Super Bowl records and Montana was honored with the game’s MVP award for an unprecedented third time.

1990

The Niners finished the season with an NFL–best 14–2 mark and came within four seconds (in a 15–13 loss to the NY Giants) of earning their third consecutive trip to the Super Bowl. In addition to recording the NFL’s best win–loss mark for the second straight season, the 49ers captured the NFC Western Division title for the fifth consecutive year and the eighth time since 1981 (’81, 1983–84, 1986–90). San Francisco claimed its 11th Division crown since the NFL/AFL merger of 1970, more than any NFC Western Division opponent (the Rams were second with eight), and second most in NFL history (behind Miami’s 13 AFC East titles).

San Francisco opened the 1990 season with a team–record 10 consecutive victories. The 49ers also posted an 8–0 mark on the road, giving them the longest road winning streak in league history (19 games, including postseason) heading into ’91. QB Joe Montana and WR Jerry Rice again formed one of the most prolific aerial combinations in pro football. Montana, who was named 1990 Sportsman of the Year by Sports Illustrated, finished his 12th NFL season by throwing for a then team–record 3,944 yards. He also tossed 26 touchdown passes (second in the NFC) and finished as the third highest rated quarterback in the conference. On the receiving end of many of those Montana passes was Rice, who became only the fourth player in league history to reach the century mark in receptions for a single season. Rice hauled in 100 passes for 1,502 yards and 13 TDs, and earned his fifth consecutive trip to the Pro Bowl.

In one of the most memorable performances of the season (if not team history), Rice tied an NFL record with five TD receptions in a 45–35 victory at Atlanta, October 14. The defensive side of the ball was led by LB–DE Charles Haley’s 58 tackles and an NFC–high 16 sacks. For his efforts, the fourth–year player from James Madison University was named as a starter in the 1991 Pro Bowl. LB Bill Romanowski led the team in tackles with 79, while CB Darryl Pollard registered 74, including a team–high 72 solo stops. A number of team career records fell by the wayside in ’90. Montana slipped past QB John Brodie to take over the career passing lead (34,998 yards), while RB Roger Craig became the all–time team record holder in career receptions with 508, moving ahead of WR Dwight Clark’s total of 506. The 49ers placed five players on the 1991 NFC Pro Bowl squad, four as starters. Representing the 49ers were Haley, Rice, S Ronnie Lott and G Guy McIntyre, while Montana, selected as a starter, was unable to participate because of a finger injury suffered in the NFC Championship Game.

1991

It was a classic case of “too little...too late” for the San Francisco 49ers in 1991. After losing six of their first 10 games by a total of 26 points, the Niners won their remaining six contests (by a total of 95

points) but missed the playoffs for the first time since 1982.

The 49ers finished the 1991 campaign in impressive fashion during that final six–game span, with a margin of victory that averaged almost 16 points. During that final six–game span, the Niners defeated three playoff teams (New Orleans, Kansas City and Chicago) while averaging 31.5 points per game in the process. WR Jerry Rice continued to register his place in club and league history taking over the club’s career receiving record with 525 catches. Rice finished third in the NFC with 80 receptions and 1,206 yards, surpassing 1,000 receiving yards for a club–record sixth consecutive season, and he led the NFL with 14 TD receptions. QB Steve Young won the NFL passing title, despite missing six games due to a knee injury. Young, who passed for 2,517 yards and 17 TDs, finished with a 101.8 rating, besting Washington’s Mark Rypien (97.9) for the title.

When Young was injured at Atlanta November 3, QB Steve Bono (1,617 yards, 11 TDs) came off the bench to rally the team to five consecutive victories. On the defensive side of the ball, S Dave Waymer finished as the leader in total tackles (86), solo tackles (77), interceptions (4), interception return yards (78) and passes defended (16) and tied CB Kevin Lewis for the lead in forced fumbles (3). LB–DE Charles Haley and DE Larry Roberts each posted seven sacks, while CB Don Griffin’s 99–yard fumble return against the Bears set a team record and was the third longest return in league history. San Francisco placed three players on the 1992 NFC Pro Bowl squad, two as starters, as Rice, Guy McIntyre and Haley were all selected (Rice and McIntyre as starters). It was the sixth time in Rice’s seven–year career that he was selected to play on the islands. McIntyre and Haley were each selected for the third time.

1992

The San Francisco 49ers continued their winning tradition as they once again posted the NFL’s best regular season record (14–2), while winning their sixth NFC Western Division title in seven years, and advancing to the NFC Championship Game for the second time in three seasons. In the NFC Divisional Playoffs, the 49ers defeated defending Super Bowl Champion Washington (20–13). However, San Francisco fell to Dallas, 30–20, in the NFC Championship Game at Candlestick Park the following week.

WR Jerry Rice continued to etch his name in football history, becoming the NFL’s all–time touchdown reception leader with 103. He tied Steve Largent’s mark of 100 in Week 13 against the Philadelphia Eagles (11–29), then broke the record the following week vs. the Miami Dolphins (12–6). QB Steve Young, who harvested a total of 34 awards, including the NFL’S Most Valuable Player Award, won the NFL passing title for the second straight year, finishing an amazing 16.3 points ahead of his closest competitor. Young, who passed for 3,465 yards and 25 TDs, finished with a 107.0 rating. Following his 101.8 rating in 1991, it marked the first time in league history that anyone had posted back–to–back seasons with ratings higher than 100 each year. RB Ricky Watters gained 1,013 yards to establish a team rushing record for first–year backs. K Mike Cofer’s 107 points led the 49ers in scoring for the fifth consecutive year.

On the defensive side of the ball, linebacking led the charge as LB Bill Romanowski finished as the

leader in total tackles (80) and assists (15). LB Mike Walter (67 solo stops) and LB Tim Harris (17 sacks for 116 yards) also led defensive categories. CB Don Griffin paced the defensive backfield with five interceptions and 19 passes defended.

Fans at Candlestick saw the Niners rewrite part of the team’s record book in ’92 as they set team marks for total offense (598 yards) vs. the Buffalo Bills (Sept. 13) and points (56) in their win over the Atlanta Falcons (56–17, 10–18). San Francisco placed seven players on the 1993 NFC Pro Bowl squad, including four starters and five first–time participants. Rice, G Guy McIntyre, DT Pierce Holt and Young were all named as starters. TE Brent Jones, Watters and T Steve Wallace were also selected. It was the seventh time in Rice’s eight–year career that he was selected to play on the islands and McIntyre was named for the fourth time, while the others made their first visits.

1993

The 1993 season was another in a long line of successes for the San Francisco 49ers. Among the team’s accomplishments were: a 10–6 record, marking an NFL–record 11th consecutive season with 10 or more victories, the team’s 10th NFC West title in 13 seasons and a third appearance in four years in the NFC title game. In addition, San Francisco led the National Football League in scoring and total offense and established or tied five of the team’s nine major offensive records. The marks set included most net offensive yards (6,435), most TDs (61), most first downs (372) and highest average gain per play (6.3). The Niners also tied the team mark for net passing yards in a season with 4,302, equaling the record set in 1989.

Individually, QB Steve Young became the first player in NFL history to lead the NFL in passing three consecutive seasons, when he posted a 101.5 rating in 1993. In addition, it was his third consecutive season with a rating over 100, also a league first. Young completed 68 percent of his passes (second highest in team history) for a then club–record 4,023 yards. His 29 scoring passes in ’93 ranked third on the team’s single–season charts.

RB Ricky Watters led the ground game for the second consecutive season, narrowly missing the 1,000–yard mark with 950 yards. Watters posted 10 rushing TDs during the season and set an NFL single–game playoff record with a five–touchdown outburst vs. the New York Giants. WR Jerry Rice posted one of his best seasons, recording 98 receptions for 1,503 yards and 15 touchdowns on his way to being named NFL OFFENSIVE PLAYER OF THE YEAR by Associated Press. He also received the team’s Len Eshmont Award. Defensively, DT Dana Stubblefield was named the NFL DEFENSIVE ROOKIE OF THE YEAR, capping a season in which he registered 10.5 sacks. LB Bill Romanowski (105) and S Tim McDonald (91) topped the team in tackles. Young, Rice and McDonald were selected to the Pro Bowl, joining T Harris Barton, G Guy McIntyre, TE Brent Jones and C Jesse Sapolu with that honor.

1994

The 1994 San Francisco 49ers completed one of the most impressive seasons in NFL history by capturing their NFL–record fifth Super Bowl Championship at Joe Robbie Stadium in Miami. San Francisco

defeated the San Diego Chargers 49–26 in Super Bowl XXIX to put the finishing touches on a 16–3 season and win an unprecedented fifth Vince Lombardi Trophy.

The offseason started on a high note. Despite facing an NFL-imposed salary cap in 1994, the 49ers still managed to sign such veteran free agents as LB Ken Norton Jr., LB Gary Plummer, DE Tim Harris, DE Charles Mann, DE Richard Dent, LB Rickey Jackson, C Bart Oates, WR Ed McCaffrey and CB Toi Cook. Then, after some draft day maneuvering, San Francisco came away with two first-round picks in DT Bryant Young and FB William Floyd. Injuries, however, played a key factor early in the campaign. By the end of the second game in Kansas City, the 49ers had lost most of their starting offensive line, as well as the services of Dent, their top pass-rusher, to various injuries. Despite signing CB Deion Sanders prior to Week 3, the problems continued. Still playing with a decimated line, San Francisco suffered its worst loss in almost 14 years when it dropped a 40–8 decision to the Philadelphia Eagles in Week 5 at Candlestick Park. The season turned around the following Sunday at Detroit when the 49ers, trailing 14–0 at one point, rallied to defeat the Lions 27–21. That win started a winning streak that extended 10 games and saw the 49ers finish 13–3 and win the Super Bowl. Among the other highlights from the 1994 season, the 49ers offense was one of the most potent ever. During the 16-game regular season, the 49ers scored a team-record 505 points, a total that ranks as the fourth-highest total in NFL history. The 31.6 points per game average also established a team record. In addition, San Francisco scored 66 touchdowns, shattering the previous team mark of 61.

QB Steve Young recorded one of the finest seasons in NFL history. He set a league record with a QB rating of 112.8 and became the first player in NFL history to lead the league in passing four consecutive seasons. He also set team records for completion percentage (70.2) and touchdown passes (35). In Super Bowl XXIX, he passed for a record six touchdowns, while being named the game's MVP.

Rookie Floyd emerged as one of the league's brightest young stars, rushing for 305 yards and six TDs. The 49ers went 10–1 after he was named to the starting lineup in Week 6 at Detroit. Young finished third on the team in rushing with 293 yards and led the team with seven rushing touchdowns. WR Jerry Rice set a team record with 112 receptions for 1,499 yards and 13 touchdowns. However, his shining moment came in Week 1 vs. the Los Angeles Raiders when he eclipsed Jim Brown's all-time touchdown mark with 127. Norton Jr. led the 49ers with 92 total tackles and 79 solo stops. S Merton Hanks placed second with 79 tackles (66–13) while leading the team with seven interceptions. DT Dana Stubblefield's 8.5 sacks and 53.5 sack yards led the squad for the second consecutive season. And finally, Sanders, who joined the team in Week 3, shattered the team record with an NFL-high 303 interception return yards on six thefts. Among his three returns for touchdowns (tying a team mark) were efforts of 93, 90 and 74 yards. He was named the NFL Defensive Player of the Year as well as a starter in the Pro Bowl. Other Pro Bowl selections included Young, Rice, TE Brent Jones, Oates, G Jesse Sapolu, Hanks, Stubblefield, S Tim McDonald and RB Ricky Watters. CB Eric Davis had a team-leading 22 passes de-

fensed during the regular season and four interceptions in the playoffs.

1995

San Francisco once again captured the NFC West Championship, despite battling through a season in which injuries wreaked havoc time and again. Among the key contributors who were sidelined during the campaign were starting FB William Floyd, whose season ended with a severe knee injury in the October New Orleans game, and QB Steve Young, who missed five games with a shoulder injury. Those injuries, in addition to several others in the offensive line throughout the season, would have crippled most teams; however, the 1995 49ers established a reputation as one of the grittiest in team history.

The defensive unit created a new aggressive identity, finishing the season ranked number one in the NFL. Not only did it lead the league in scoring defense, it set team records for fewest rushing yards allowed (1,061) and fewest rushing yards per game (66.3). San Francisco's defense also excelled in takeaways, forcing a total of 34, including a team-record seven (five interceptions, two fumbles) that resulted in touchdowns.

Among the standout performers were Pro Bowl selections CB Eric Davis, FS Merton Hanks and SS Tim McDonald, marking the second consecutive season the 49ers secondary included three Pro Bowl picks. LB Ken Norton Jr. racked up 127 tackles and set a team single-game record by returning two interceptions for touchdowns at St. Louis. LB Lee Woodall and DT Dana Stubblefield rounded out the Niners Pro Bowl defensive players. Offensively, WR Jerry Rice posted the finest of his legendary 11 seasons with the 49ers. He became the NFL's career leader with 942 receptions and 15,123 yards, while also establishing the league's single-season standard with 1,848 yards. He was named as a starter in the Pro Bowl for the 10th consecutive season.

Young, who returned to quarterback the team for the final four regular season games, was also selected to the Pro Bowl, as was TE Brent Jones, who made the squad as an alternate. One of the highlights of the season was the emergence of QB Elvis Grbac. Playing in place of the injured Young, he directed the Niners to three of their biggest wins of the season at St. Louis, at eventual world champion Dallas and at Miami. Floyd was the recipient of the team's Len Eshmont Award.

1996

One streak continued and another ended for San Francisco in 1996. With a 12–4 record, the 49ers reached double digits in the win column for the 14th consecutive season, the longest streak in the NFL. However, the upstart Carolina Panthers unseated the Niners as NFC West Champions, ending their four-year reign. San Francisco remained one of the league's most dangerous teams with an aggressive defense and a productive offense. Despite losing QB Steve Young for four full games and parts of four others with various injuries, the 49ers offense ranked second in the NFC with 398 points and sixth in the NFL in total offense.

WR Jerry Rice became the first player in NFL history to record four 100-catch seasons after making a league-high 108 receptions for 1,254 yards. The 12-year veteran earned his NFL record-tying 11th

Pro Bowl invitation and was a first-team All-Pro selection. Young won his fifth NFL passing title with a QB rating of 97.2 and was named to the Pro Bowl for the fifth consecutive season.

Defensively, the 49ers had the league's most imposing pass rushing trio in DE Roy Barker, DT Bryant Young and DE Chris Doleman. Barker finished fourth in the NFC with 12.5 sacks, while Doleman's 11 sacks moved him into seventh on the NFL's career list with 115.5. Young was named a starter on the NFC Pro Bowl team and earned first-team All-Pro honors after posting 11.5 sacks and 85 tackles. He also claimed the 49ers Len Eshmont Award as the team's most inspirational and courageous player. The third-year veteran was joined on the Pro Bowl team by FS Merton Hanks, who was invited for the third consecutive season. As usual, Rice's assault on the record books continued. He became the first player in NFL history to register 1,000 career receptions and 16,000 receiving yards. Rice also surpassed K Ray Wersching as the team's all-time leading scorer with 982 points.

1997

Although they appeared vulnerable after first week injuries to QB Steve Young and WR Jerry Rice, the San Francisco 49ers rallied under the direction of rookie head coach Steve Mariucci, reclaimed the NFC West title and advanced to the NFC Championship Game. The 49ers finished with a 13–3 mark, including an 11-game winning streak, despite losing Rice for all but two games. They did it behind a newfound running attack and the league's top-ranked defense.

Mariucci became one of 13 head coaches since the NFL-AFL merger in 1970 to lead his team to a division title in his rookie season, and he was the fourth to do it directly out of the college ranks. The former University of California skipper established an NFL record for consecutive wins by a rookie head coach with an 11-game streak (games 2–12). The 49ers claimed their 13th NFC West title in 17 years and posted 10-or-more wins for the 15th consecutive season. Young suffered a concussion against Tampa Bay on opening day, but remained healthy throughout the season and claimed his NFL record-tying (Sammy Baugh) sixth league passing title with a rating of 104.7. The 13-year veteran showed consistency while getting adjusted to a new coach, new running back and two young receivers.

The 49ers made a commitment to a power rushing attack by signing G Kevin Gogan during the offseason. The additional size up front allowed the 49ers to finish fourth in the NFC in rushing yards. RB Garrison Hearst (1,019 yards) became the first 49ers running back to rush for 1,000 yards since 1992. With Rice out, WR Terrell Owens and WR J.J. Stokes became the primary receiving targets. Owens led the team with 63 receptions for 936 yards and eight touchdowns, while Stokes posted 58 receptions for 733 yards and four touchdowns. Rice returned for one game against Denver (12–15) and helped the 49ers clinch home field advantage throughout the playoffs with a 34–17 win. Rice became the first non-kicker in league history to reach 1,000 points with a 14-yard touchdown catch in the second quarter of the Broncos contest.

The 49ers defense led the league in total yards allowed (250.8), finished second in takeaways (41) and was tied for third in sacks (54). They helped

carry the burden as the offense adjusted to new personnel. For the second consecutive season, the 49ers had three players reach double figures in sacks. DT Dana Stubblefield (15.0), DE Chris Doleman (12.0) and LB Kevin Greene (10.5) led the sack attack. Stubblefield finished second in the league in sacks and was named NFL Defensive Player of the Year by Associated Press and earned the Len Eshmont Award as the team's most inspirational player. Of the seven 49ers named to the Pro Bowl, five were from the defense. Stubblefield was joined by Doleman, FS Merton Hanks, LB Lee Woodall and LB Ken Norton Jr. Gogan and Young were San Francisco's offensive selections.

1998

Led by one of the most productive offenses in team and league history, San Francisco posted its 16th consecutive winning season and remained one of the NFL's elite teams. Behind the strong arm of QB Steve Young, the powerful legs of RB Garrison Hearst and the triple-threat receiving corps of WR Jerry Rice, WR Terrell Owens and WR J.J. Stokes, the 49ers rolled to a 12–4 regular season mark and an appearance in the NFC Divisional Playoff Game. Young opened the season in sizzling fashion. The 14-year veteran established an NFL record by throwing for over 300 yards in six consecutive games, breaking the previous record of five held by former 49ers QB Joe Montana. Young finished the season completing 322-of-517 (62.3) passes for 4,170 yards and 36 touchdowns. His final passing rating of 101.1 marked the seventh consecutive season he has surpassed the 100-point barrier and earned him his seventh consecutive trip to the Pro Bowl.

The 49ers offensive line, led by Pro Bowl G Kevin Gogan, paved the way for Hearst's record-setting season. Hearst, and his team-record and career-high 1,570 yards rushing, were a major reason the 49ers led the NFL in rushing. His 198-yard performance against the New York Giants on Monday Night Football also set a then team-record and was a personal-best. His four plays of 70 yards or more led the league and helped earn him his first career Pro Bowl selection.

The 49ers receiving corps was in the capable hands of Rice, Owens and Stokes. Rice, returning from a serious knee injury in 1997, earned his 12th career Pro Bowl nomination and finished with a team-high 82 receptions for 1,157 yards and nine touchdowns. The athletic Owens asserted himself among the league's best receivers and brightest young stars by catching 67 passes for 1,097 yards and 14 touchdowns. Stokes caught a career-best 63 passes for 770 yards and eight touchdowns.

The 49ers defense was paced by the inspiring play of DT Bryant Young. Young was having an exceptional season with 54 tackles and 9.5 sacks before suffering a season-ending leg injury against the New York Giants on Monday Night Football. Young was still named Eshmont Award winner although missing the final four regular season games. LB Winfred Tubbs, in his first season with the 49ers, earned his first career Pro Bowl nomination after finishing with 112 tackles. CB Darnell Walker, FS Merton Hanks, S Zack Bronson and S Tim McDonald led the team with four interceptions each.

1999

San Francisco had a streak of 16 consecutive winning seasons snapped, after finishing the 1999 season with a 4–12 record. A season-ending injury to QB Steve Young in Week 3 sent the 49ers into a tailspin from which they did not recover. Replacing Young proved to be quite a task for QBs Jeff Garcia and Steve Stenstrom. Garcia received the first try at the job and responded admirably, posting a 24–22 victory, with a QB rating of 106.0, over the Tennessee Titans in his first NFL start. Garcia would start the next four games, but was replaced by Stenstrom in Week 10 at New Orleans. With Stenstrom struggling in starts against the Saints, Rams and Packers, the 49ers coaching staff returned Garcia to the starting lineup for a December 5 game at Cincinnati. And what a return it was. Garcia threw for a career-high 437 yards against the Bengals, including throwing two touchdown passes to WR Jerry Rice. The game proved to be an impetus for Garcia, who over the final five games of the season completed 121-of-182 passes for 1,441 yards, eight touchdowns and three interceptions for a quarterback rating of 98.3.

During that stint, Garcia completed 66.5 percent of his passes and was sacked just three times for 25 yards. San Francisco also was faced with the task of replacing 1998 Pro Bowl RB Garrison Hearst and his team-record 1,570 yards rushing. A key off-season acquisition of RB Charlie Garner proved more than an adequate replacement. Garner rushed for a career-high 1,229 yards, caught a career-high 56 passes for 535 yards and finished third in the NFL with 1,764 total yards.

The San Francisco running attack also was given a boost by second-year FB Fred Beasley's 276 yards rushing and 282 yards receiving, both marks were career-high's. Overall the 49ers led the NFL with 2,095 yards on the ground, becoming the first team to lead the league for consecutive seasons since Buffalo did it in 1991–92. The 49ers also led the league with a per-rush average of 5.0 yards.

The San Francisco receiving corps was once again paced by Rice. He finished the year with 67 receptions for 830 yards and five touchdowns. Certainly not the kind of numbers that Rice is accustomed to, but over the final five games of the season, Rice caught 24 passes for 420 yards (17.5) and three touchdowns. In that span he posted two 100-yard games, including a six-reception, 143-yard effort at Atlanta (1–3) in the season finale. WR Terrell Owens added 60 receptions for 754 yards and four touchdowns while J.J. Stokes totaled 34 grabs for 429 yards and two touchdowns, including a five-reception, 130-yard performance at Atlanta (1–3) in the season finale.

The 49ers defense struggled for much of the season, but was highlighted by several individual performances. DT Bryant Young was named the Associated Press Comeback Player of the Year and earned a Pro Bowl selection. After overcoming a devastating leg fracture that ended his 1998 season and left his future clouded in doubt, Young answered all questions by earning a Pro Bowl nomination with his 11.0 sacks on the season. S Lance Schulters, in his first season as a starter, responded by finishing second in the NFC with six interceptions, including a game-winning 64-yard return against New Orleans (9–19) in the second week of the season. Schulters was named as the starting free safety for the NFC squad in the 2000 Pro Bowl.

2000

San Francisco opened its sixth decade in the NFL under new leadership. The transfer of ownership from Edward J. DeBartolo, Jr. to his sister Denise DeBartolo York was approved by the NFL May 23, 2000. DeBartolo, Jr. ended his tenure after guiding the 49ers to five Super Bowl Championships and 16 postseason appearances. A young San Francisco team, which at one point started five rookies on defense, showed marked improvement throughout the season, winning four of the last six games, to finish 6–10.

The offense again was one of the best in the league, which led to three starters being named to their first Pro Bowl – QB Jeff Garcia, RB Charlie Garner and WR Terrell Owens. Garcia, who was in his first season as the full-time starter, set the pace for the offense all season long. He set career-highs in every category, completing 355-of-561 passes for a team-record 4,278 yards, with 31 touchdowns and only 10 interceptions. He finished the year ranked fifth in the NFL with a 97.6 quarterback rating. Garcia started all 16 games and had six 300-yard passing games, including a 402-yard effort against Chicago in December, which was his third straight 300-yard passing performance and his sixth of the season. His productivity not only led to his first Pro Bowl appearance, but Football Digest also named him the NFL's Most Improved Player.

WR Terrell Owens was one of the many benefactors of Garcia's success. Owens posted his second career 1,000-yard season, catching a career-high 97 passes for 1,451 yards, which ranked him fourth in the NFL. Owens, who only played in 14 games during the season, also had five 100-yard games and scored a team-high 13 touchdowns. Owens had his best performance of his career against Chicago in December, breaking a 50-year old NFL record with 20 receptions for 283 yards and one touchdown. Owens broke Tom Fears' NFL record of 18 receptions in a game, which he set back in 1950 with the Rams. The 49ers backfield was again in the capable hands of Garner and FB Fred Beasley. Garner earned his first Pro Bowl appearance and became the fourth 49ers running back to rush for 1,000 yards in back-to-back seasons. Garner, behind the stellar play of the 49ers offensive line, ran for 1,142 yards on 258 carries and seven touchdowns. Also a receiving threat, Garner set career-highs with 68 receptions for 647 yards and three touchdowns. In addition, he established a team record with 201 yards rushing vs. Dallas. Beasley also had a solid year, rushing for 147 yards on 50 carries and three touchdowns, while catching 31 passes for 233 yards and three touchdowns.

The 49ers defense was young, but got better over the last half of the season. The defense was again paced by the efforts of DT Bryant Young, who posted 51 tackles and led the team in sacks with 9.5. LB Ken Norton Jr. was one of only three players to start all 16 games, extending his consecutive games streak to 160. The 49ers defense started five rookies in the final game at Denver and had seven different rookies start throughout the 2000 campaign. Rookies CB Ahmed Plummer, DE John Engelberger and CB Jason Webster all started at least 10 games. Six rookies—Plummer, Webster, Engelberger, LB Julian Peterson, DT Cedric Killings and S Ronnie Heard—participated in more than 20-percent of the total 1,096 plays.

2001

The San Francisco 49ers made their return to the playoffs after a two-year absence, as the young and improving team posted a 12–4 record. The year marked the return of RB Garrison Hearst, who came back from a devastating ankle injury that kept him out of football for two seasons. Hearst rushed for 1,206 yards, was named Associated Press Comeback Player of the Year and also earned his second career Pro Bowl nomination. In total, the 49ers had six players travel to the islands for the annual all-star game. In addition to Hearst on offense, QB Jeff Garcia and WR Terrell Owens made their second straight appearances, C Jeremy Newberry played in his first Pro Bowl, G Ray Brown made the first Pro Bowl appearance in his 16-year career, and on defense DT Bryant Young made his third Pro Bowl appearance, anchoring the 49ers defense that improved from ranking 29th in 2000 to 13th in 2001.

The offense was again in the capable hands of Garcia. The Gilroy native proved that 2000 wasn't a fluke. He completed 316-of-504 passes for 3,538 yards. The third-year veteran also threw 32 touchdowns, becoming the first 49ers quarterback to throw for 30 or more touchdowns in consecutive seasons. Owens was one of Garcia's favorite targets, especially when it came to the endzone. Owens caught 93 balls for 1,412 yards and a career-high and NFL leading 16 touchdowns. While Hearst was the big story, the offensive line, which returned all five starters from the 2000 season, proved to be vital to the team's success. For the fifth consecutive season, San Francisco produced a 1,000-yard rusher, which set a new team record.

The defense was still young, but improved as the season progressed. The defensive line added two new starters to the mix, although one of them was not so new. DT Dana Stubblefield returned to the 49ers after spending three seasons with Washington and rookie DE Andre Carter made an impression, especially in the last four weeks of the season when he was named NFC Rookie of the Month. Carter led the team in sacks with 6.5, adding 4.5 of those in the last five games. The unit as a whole improved over the last half of the season, posting a team-record three shutouts in the last month of the campaign. Another big addition was LB Derek Smith, who came over from the Redskins as well. Smith brought with him four consecutive seasons of 100 tackles or more. Smith kept that streak alive as he led the defense with 126 total tackles. Also helping the defense with its improvement was S Zack Bronson and CB Ahmed Plummer. Both players recorded career-highs with seven interceptions each. Bronson also returned two for touchdowns, including a career-high and team record 97-yard return at Chicago.

2002

The San Francisco 49ers entered 2002 with hopes of advancing past the first round of the NFC playoffs. The team accomplished the mission finishing the season with 10 wins and advancing to the NFC Divisional Playoffs in grand fashion with the second largest playoff comeback in NFL history. The 49ers finished the season with a 5–1 division record and won their first division title since 1997. The team's success came from its ability to minimize turnovers, along with a strong running game. The 49ers gained 2,244 yards on the ground for the second consecu-

tive season and RB Garrison Hearst established a career-high with eight rushing touchdowns. Helping Hearst were Pro Bowlers G Ron Stone and C Jeremy Newberry, who anchored an offensive line that was third in the NFL in fewest sacks allowed.

San Francisco had the least amount of turnovers in the NFC with 17. In his third season as director of the 49ers offense, QB Jeff Garcia earned his third consecutive Pro Bowl berth. He completed 62 percent of his passes and tied a team record by directing five fourth-quarter comebacks. WR Terrell Owens continued his dominance with a career-high 100 receptions and led the NFL with 13 receiving touchdowns. Owens surpassed 1,000 receiving yards for the third consecutive season and earned his third consecutive Pro Bowl bid.

Defensively, LB Julian Peterson had a breakout season with a career-high 104 tackles. He shut down several of the league's top tight ends and made history by playing four positions in a single game against Dallas (12–8). His effort earned him his first career Pro Bowl appearance. DT Bryant Young added an interior presence with his fourth career Pro Bowl nomination and S Tony Parrish proved to be an invaluable pickup with a career-high seven interceptions. He won the Len Eshmont and the Ed Block Courage Award, both firsts for a player in his inaugural season.

2003

Head Coach Steve Mariucci was released from the final year of his contract on January 15, 2003. The 49ers conducted an extensive search for Mariucci's successor and in the end hired Dennis Erickson. Erickson was introduced as the 14th head coach in 49ers team history on February 12, 2003. The Erickson era started with a 7–9 record for the 49ers in 2003.

The team struggled on the road, winning only one game, but was impressive at home, scoring more than 45 points in two separate home games. The team was represented in the Pro Bowl, the 23rd consecutive year the 49ers had at least one team representative in the islands. In 2003, WR Terrell Owens made his fourth consecutive Pro Bowl, LB Julian Peterson made his second consecutive trip and FB Fred Beasley made his first career appearance in Hawaii. On offense, QB Jeff Garcia missed three games due to injury, but threw for 2,704 yards and 18 touchdowns. In his place, QB Tim Rattay responded admirably, throwing for 856 yards and seven touchdowns while posting a 2–1 record in those three games. RB Kevan Barlow recorded his first career 1,000-yard rushing season after becoming the main tailback after RB Garrison Hearst went down with a knee injury and missed the final four games. Owens recorded his fourth consecutive 1,000-yard season, amassing 1,102 yards despite missing the final game of the year.

The 49ers defense finished the year ranked 13th overall in the NFL and ninth against the run. The unit was led by Pro Bowler Peterson, who led the team in sacks with seven, and S Tony Parrish, who tied for the league lead with nine interceptions. The group as a whole recorded 42 sacks on the year, the highest total since 1998, which was good for second in the NFC and tied for fourth in the NFL. In addition, the 49ers defensive unit allowed only 268 yards per game, the lowest total since 1997. San Francisco

also caused turnovers as evidence by its 13 fumble recoveries, its highest total since 1997.

2004

The San Francisco 49ers continued to build depth with a young squad of versatile and talented athletes in 2004. Despite a 2–14 overall record, the group was able to gain significant experience while individuals on both sides of the ball notched career milestones over the 16-game span. The 49ers also swept NFC West rival Arizona in two thrilling overtime battles in the confines of both Monster Park and on the road in Sun Devil Stadium. The team was also represented in the Pro Bowl for the 24th consecutive year as LS/TE Brian Jennings made his first trip to the Pro Bowl. Jennings was chosen to serve as a "need" player in Hawaii by the NFC coaching staff. On offense, TE Eric Johnson returned to the lineup after missing 2003 with a broken collarbone and paced the team with 82 receptions for 825 yards and two touchdowns. His performance was the best-ever by a 49ers' tight end.

WR Brandon Lloyd led the scoring attack with six touchdown receptions while RB Kevan Barlow steadied the ground game with 244 carries for 822 yards and seven touchdowns. Under center, QB Tim Rattay battled shoulder, forearm and foot injuries to play in nine games, including a career-best 417-yard performance in the 49ers first of two bouts against Arizona. Rattay rallied the offense from a 16-point fourth-quarter deficit to win 31–28 in overtime. In the process, he completed a team-record 38 passes en route to his first 400-yard game.

DT Bryant Young's 11 years of NFL experience served as the veteran voice behind the defensive unit. Young led the line with 79 tackles and three sacks and enjoyed a career game against Chicago after notching 10 tackles and two sacks, his 17th career multi-sack game. For his efforts, Young was presented the team's Len Eshmont and Bill Walsh Awards. It was an unprecedented fifth Len Eshmont award win for Young. DE John Engelberger responded with a career year, with a career-high 64 tackles. He led team with 6.0 sacks. Also a steady rock on defense was SS Tony Parrish, who started all 16 games to give him 112 consecutive career starts, the third-longest active streak at his position. LB Derek Smith also chipped in at the linebacker post, reaching the 100-tackle plateau for the eighth straight year. Smith and fellow LB Jeff Ulbrich led the team with 167 tackles. After a season-ending Achilles injury to LB Julian Peterson, LB Jamie Winborn stepped up with 104 tackles, 4.5 sacks and three forced fumbles.

The 49ers also saw much promise from a handful of young participants. Second-year T Kwame Harris played in 14 contests and did not allow a sack in the last five games after returning to the starting lineup on the left side. Also gaining experience on the line was rookie G Justin Smiley who played in all 16 games with nine starts. On the opposite side of the ball, rookie RCB Shawntae Spencer finished third in the league with 12 starts as a rookie. He also led the defensive unit with 12 passes defensed. Second-year DT Anthony Adams continued to flourish in his role, registering a career-high nine stops against Washington. The special teams unit remained staunch, led by the efforts of rookie P Andy Lee. Lee finished the season with a 41.6-yard av-

erage, the highest since P Reggie Roby during the 1998 campaign. He led all rookies in the NFC in gross average and boomed an 81-yard punt against Tampa Bay (11–21–04) which was the longest of 2004 and the fourth-longest in team history. Another rookie, S Keith Lewis, also made his presence felt as he became the first player in 49er history to block a punt, force a fumble and recover a fumble in the same season. Lewis was able to accomplish this tri-*fecta* on only special teams plays.

2005

The San Francisco 49ers faced a tremendous amount of adversity during the 2005 campaign under new Head Coach Mike Nolan, but utilized both the highs and lows as opportunities to grow and improve. With a mix of veteran experience and young talent, the team doubled their win total from 2004 with a 4–12 record, including a series sweep over NFC West division rival St. Louis, a home win against playoff contender Tampa Bay, and a nail-biting overtime victory in the 2005 season finale against Houston.

The 49ers also made a historic trip to Mexico City to play NFC West division rival Arizona in front of an NFL-record 103,467 fans. Even though the 49ers lost a league-high 101 games by starters, including three of the four starters in the secondary, there were many individual and team bright spots, including strong showings from five players who started every game in 2005 (LB Derek Smith, NT Anthony Adams, G Justin Smiley, T Kwame Harris and C/G Eric Heitmann). Of the 11 original 2005 draft selections, 10 went on to spend the 2005 season on the 49ers roster and contributed on offense, defense and special teams. Six of the 10 started in some capacity throughout the season (RB Frank Gore, QB Alex Smith, G David Baas, T Adam Snyder, TE Billy Bajema and CB Derrick Johnson).

On offense, four different quarterbacks saw time under center. The most experienced of the four in the quarterback rotation, Tim Rattay, took the initial starting reins and led the 49ers to a 28–25 opening day victory against St. Louis. Shortly after, first overall draft pick Alex Smith made his professional debut, stepping in to relieve Rattay at Arizona in Mexico City. With the eventual trade of Rattay in Week 7 to Tampa Bay, and a knee injury to Smith, both Ken Dorsey and Cody Pickett also stepped in to call plays in the pocket. Smith returned to the starting lineup and gained valuable playing experience, seeing action in nine games with seven starts while showing outstanding poise and maturity in the pocket.

WR Brandon Lloyd led the aerial attack with 48 catches for 733 yards including five touchdowns from four different quarterbacks. WR Arnaz Battle also gained ground after rebounding from a knee injury, averaging 11.3 yards per catch while snagging three touchdowns. On the ground, RB's Kevan Barlow, Frank Gore and Maurice Hicks all chipped in 100-yard single-game performances and three touchdowns each. Gore had a stellar first season while pacing all 49ers rushers with 127 carries for 608 yards. After losing C Jeremy Newberry and LT Jonas Jennings to injuries, the offensive line was able to develop some consistency in the second half of the season with rookie LT Adam Sndyer and rookie G David Baas making significant strides as starters. Eric Heitmann also held strong as both a guard and center.

Defensively, veteran leader DE Bryant Young led the team with eight sacks (including three multi-sack contests), his most since 2000. His 77.5 sacks put him into third place on the 49ers all-time sack leader list. For his stellar performance, Young was voted by his teammates as the 49ers recipient of the Len Eshmont and Ed Block Courage Awards. Also paving the way was LB Derek Smith, whose 163 tackles led the 49ers, his fifth straight time to pace the unit. The team's co-MVP/Bill Walsh Award winner also notched his ninth straight 100-yard campaign. In the absence of an injured Jeff Ulbrich, LB Brandon Moore responded by finishing second on defense with career highs in tackles (93), sacks (5), interceptions (1) and fumble recoveries (1). Before he was lost for the season with a fractured fibula, S Tony Parrish posted two interceptions, returning one for a touchdown. His teammates, CBs Mike Adams and Shawntae Spencer led the team with four interceptions and a touchdown return each.

The special teams unit played a big part in the team's scoring efforts as co-MVP Bill Walsh Award winner K Joe Nedney accounted for 97 49ers points off of 28 field goals (including a 56-yard career long) and 19 extra points. P Andy Lee's three touchbacks in 107 punts placed him with the third-best ratio of touchbacks-to-punts among punters with 30 or more kicks in 2005. Special teams ace Terry Jackson stayed true to his form by leading the coverage unit with 21 tackles. And rookie return man Otis Amey got the season off to an electrifying start after returning a 75-yard punt for a touchdown in the season opener against St. Louis. Amey became the fifth 49ers rookie to return a punt for a touchdown and the first to do so on his first-ever return. He also became the second 49ers player (behind WR Nate Singleton) to score a touchdown on his first touch.

2006

Under the direction of second-year Head Coach Mike Nolan, the 49ers continued to build a framework for success – that included utilizing young talent sprinkled with enough veteran leadership to mentor and keep the group heading in the right direction. After a 4–12 campaign in 2005, the 49ers significantly increased their win total to seven and closed the year with two, morale-boosting road wins in Seattle and Denver to finish 7–9. The organization picked up some key free agents prior to the start of the 2006 season, including All-Pro and future Hall of Fame G Larry Allen, speedy playmaker CB Walt Harris and 13-year NFL veteran and proven Super Bowl winner QB Trent Dilfer. Their acquisitions paid immediate dividends. Allen and Harris joined second-year RB Frank Gore at the Pro Bowl to mark the 25th time in club history the team has been represented, and Dilfer served as a sturdy mentor to second-year starting QB Alex Smith.

The 49ers also added talent through the draft, picking up nine immediate contributors. Eight of the nine draft picks (TE Vernon Davis, LB Manny Lawson, WR Brandon Williams, RB Michael Robinson, DE/LB Parys Haralson, TE Delanie Walker, S Marcus Hudson and DE Melvin Oliver) saw action during the season while three (Davis, Lawson and Oliver) were starters.

Offensively, the 49ers grew by leaps and bounds, largely in part to the schemes and game plans run by new Offensive Coordinator Norv Turner. QB Alex Smith began to flourish under Turner's guidance and became the first-ever 49ers quarterback to

take every snap for the entire regular season while showing dramatic improvement in year two. He set career highs in every offensive category and led the 49ers to a fourth-quarter comeback win (24–14) in Seattle in his first career primetime game. C Eric Heitmann held strong under center, serving as the line's vocal and emotional leader and Bobb McKit-trick Award winner. Leading the offensive production was RB Frank Gore, who plowed behind the line and new free agent FB Moran Norris en route to setting a franchise-record 1,695 rushing yards, tops in the NFC, and another record 2,180 combined yards. His 212-yard performance against Seattle was the highest single-game rushing total in 49ers history and was one of nine 100-yard rushing performances on the season. Gore was voted the team's co-MVP/Bill Walsh Award winner and Ed Block Courage Award recipient. Also chipping in was rookie TE Vernon Davis, who scored on his first NFL touch, a 31-yard touchdown catch in the season opener at Arizona.

The defensive unit overcame some early struggles and improved significantly during the second half of the season. LB Brandon Moore led the unit in tackles (114) and sacks (6.5) in his first year as a full-time starter. Consummate veterans LB Derek Smith (93 tackles), DT Marques Douglas (75 tackles, three sacks) and seven-time Len Eshmont Award winner DE Bryant Young (60 tackles, 5.5 sacks) led the group up front while CB Walt Harris and S Keith Lewis (72 tackles, two interceptions, one sack) proved to be new, impact presences in the secondary. Harris finished with one sack and a career-high eight interceptions including a 28-yard touchdown return at Denver. Rookie LB Manny Lawson wrapped his inaugural campaign with 65 tackles, 2.5 sacks, one interception and a blocked punt while rookie DE Melvin Oliver had 50 stops, one sack and a 12-yard fumble return for a touchdown. On special teams, K Joe Nedney amassed 116 points, the second-highest total of his career and eighth most in team history. Nedney was also successful on three onside kicks. RB Maurice Hicks continued to play a key role in the special teams effort. He led the unit with 20 tackles, one fumble recovery and also returned 57 kickoffs for a franchise record 1,428 yards, third best in the NFC. Also making a difference on the special teams unit was rookie RB Michael Robinson, who finished with 16 stops and a 33-yard return for a first down on a fake punt at Seattle.

2007

Head coach Mike Nolan and his team entered the 2007 season believing that anything less than the playoffs would be a disappointment. Unfortunately, the team fell far short of that mark with an overall 5–11 record as four different quarterbacks took the helm of the 49ers offense. 49ers fans did experience some highlights in 2007, including another 1,000-yard rushing season for RB Frank Gore and a stellar season by LB Patrick Willis. The 49ers top pick out of Ole Miss won Defensive Rookie of the Year and Pro Bowl honors. Willis was also the only NFL rookie to be named All-Pro in 2007, becoming the first 49ers defensive rookie to earn the honor since CB Ronnie Lott in 1981. His 226 tackles was an unofficial NFL record and Willis earned numerous additional accolades. P Andy Lee joined Willis at the Pro Bowl as he put together one of the greatest punting seasons in NFL history. Lee set an NFL record for punts downed

inside the 20-yard line with 42, while ranking second in gross punting average (47.3) and net punting average (41.0) behind Oakland's P Shane Lechler.

The 49ers went 2-1 in primetime games in 2007, winning the season opener on Monday Night Football against the Arizona Cardinals and defeating the Cincinnati Bengals on a Saturday night game in December. QB Alex Smith started the season with a 2-1 record before experiencing a shoulder injury in the fourth game of the season against Seattle. He eventually was placed on Injured Reserve in December and underwent surgery. QB Trent Dilfer stepped in for Smith and led the team with 1,166 passing yards on 113-of-219 passing. Dilfer eventually would suffer a concussion vs. Minnesota (12-9), and QB Shaun Hill replaced the veteran in Week 13 of the season. Hill was sharp during his three games of action, completing 54-of-79 passes for 501 yards with five touchdowns and one interception. However, Hill would also succumb to injury, being sidelined with a back injury for the season finale. QB Chris Weinke saw action in the final game of the season.

Despite inconsistency on offense, the 49ers special teams unit was among the league's most elite in 2007. K Joe Nedney connected on 17-of-19 field goal attempts, while Lee booted 49 punts of 50 or more yards (16 more than any other punter). At the conclusion of the season, one of the all-time great 49ers, DT Bryant Young, retired from the NFL after 14 seasons with San Francisco. Young led the 49ers with 6.5 sacks and finished with 89.5 sacks for his career, which is third on the 49ers all-time sack list behind Cedrick Hardman and Tommy Hart. He earned his eighth Len Eshmont Award, given to the player who best exemplifies the inspirational and courageous play of Len Eshmont.

2008

The San Francisco 49ers entered the 2008 season following a simple mantra, 'One game at a time.' Throughout the year, 49ers players and coaches experienced several transitions and tribulations, but did not allow their minds to linger in the past, nor venture too far into the future. The focused approach proved effective as the team won five of its final seven games to close out the season.

After a promising 2-1 start to the year, San Francisco dropped four straight contests before making a change at head coach. In his fourth season at the helm of the 49ers, Mike Nolan was replaced by assistant head coach/linebackers coach Mike Singletary. Upon accepting the position, Singletary said the foundation was in place to take the team to the 'next level.' The response by his players and staff proved positive as the 49ers finished with a 5-4 record under Singletary's direction. Immediately following the conclusion of the season finale against Washington, team President Jed York announced to onlooking players and coaches in the locker room that Singletary would remain the 49ers head coach moving forward. The quarterback position was one of the first areas that Singletary addressed when taking over midway through the 2008 season. QB J.T. O'Sullivan started the first eight games of the year and showed an ability to make big plays, but costly turnovers proved to be problematic for the signal caller. O'Sullivan was replaced at the end of the first half of Singletary's first game as head coach against Seattle. Singletary later announced QB Shaun Hill would take over the starting role for the remainder

of the season. The move appeared to be the right one as Hill went on to post a 5-3 record and a 87.5 overall passer rating. While Hill made his season debut midway through the year, RB Frank Gore was once again the centerpiece of the 49ers offense.

Despite missing two games with an ankle injury, Gore became the first 49ers player to rush for over 1,000 yards in three consecutive seasons, finishing the year with 1,036 rushing yards and 1,409 total yards from scrimmage. WR Isaac Bruce, who earned the team's coveted Len Eshmont Award in his first season in a 49ers uniform after spending 14 years with the Rams, recorded team-highs in receptions (61), receiving yards (835) and touchdown catches (7). TE Vernon Davis, who was named as an alternate for the Pro Bowl, finished the season ranked fourth on the team in receptions (31) and receiving yards (358).

On defense, Singletary consulted with defensive coordinator Greg Manusky and transitioned the unit into a more simplified, yet productive 3-4 alignment midway through the season. Over the final nine games of the year, the 49ers improved from 23rd in total defense to finish 13th (326.0) in the NFL. LB Patrick Willis earned his second consecutive Pro Bowl nod after totaling a team-high 185 tackles, while LB Takeo Spikes ranked second on the team with 122 tackles to go along with three interceptions in his first year with San Francisco. LB Parys Haralson had a breakout season with eight sacks, the most by a 49ers linebacker since Kevin Greene posted 10.5 in 1997. The 49ers defensive line got a boost with the offseason signing of DE Justin Smith, who ranked second on the team with seven sacks and fourth on the squad with 104 tackles.

As one of the most experienced units in the NFL, the 49ers secondary finished the season strong, allowing an average of 177.4 passing yards per game over the final five contests, which ranked third among NFL teams during that time span.

For the second year in a row, the 49ers special teams unit ranked among the best in the NFL. Led by special teams coordinator Al Everest, P Andy Lee, KR/PR Allen Rossum and RB Michael Robinson were all named alternates for the Pro Bowl. Lee finished the season ranked third in the NFL with a career-high and team-record 47.8 gross average.

2009

The 49ers took a step forward in 2009, recording their best finish since 2002 with an 8-8 record in head coach Mike Singletary's first full season, which included a 5-1 record against the NFC West. The 49ers opened the season with a bang against the defending NFC Champion Arizona Cardinals. LB Patrick Willis, who was named to his 3rd consecutive Pro Bowl as a starter at year's end, recorded the first of his career-high 3 INTs on the year to propel his team to a 20-16 road victory. RB Frank Gore also played a large role in the win, scoring the go-ahead TD in the 4th qtr. as part of a 2-score performance. On the season, he went on to set personal bests with 10 rushing TDs and 13 total TDs, while becoming the only 49er ever to post four 1,000-yd. rushing seasons, despite missing two games to an ankle injury. Gore repeated his 2-TD performance the following week in a 23-10 victory at home against Seattle, running for scores of 79 and 80 yds. to join RB Barry Sanders as the only players in NFL history to register 2 TD runs of 75+ yds. in a single game.

With the momentum of a spotless division record, San Fran traveled to Minnesota for what would be an action-packed matchup. In a game where an ankle injury felled Gore on his first attempt, TE Vernon Davis rose to the occasion and recorded 2 TDs, one of which gave the 49ers a 4-point lead in the 4th qtr., which they held until Minnesota's last drive. Vikings QB Brett Favre milked every last second as he fired a 32-yd. TD pass with 2 seconds remaining, stabbing the hearts of 49ers fans. The 49ers bounced back the next week against St. Louis, defeating the Rams 35-0 to mark the first shutout by the team since 2002.

Following a crushing 45-10 loss to Atlanta at Candlestick Park, San Fran added another weapon to its arsenal as rookie WR Michael Crabtree joined the team over the bye weekend after missing the first 5 games of the season because of a contract impasse. Crabtree hit the ground running and went on to lead all NFL rookies with a 56.8 yds./game avg. over the final 11 contests. In his debut at Houston, the rookie dazzled the crowd with some acrobatic catches, but the show would eventually turn to two 49er veterans. After falling behind 21 points at halftime, Singletary made a change at quarterback, inserting Alex Smith into the lineup for Shaun Hill. Smith, who hadn't seen any action in nearly two years, responded by throwing a career-high 3 TDs in the final 2 qtrs., all of which were caught by Davis. Following the Texans game, Smith would go on to start the remainder of the season and register career-highs in passing TDs (18), completion pct. (60.5) and quarterback rating (81.5), while Davis proceeded to put up historic numbers on his way to being named a starter in his first Pro Bowl. The talented tight end finished the year with 965 yds. and tied the NFL single-season record for TD receptions (13) by a tight end. The next week at Indianapolis, the team lost starting LT Joe Staley on the first offensive play to a knee injury.

Behind the crafty play-calling of defensive coordinator Greg Manusky, the 49ers became the only team to hold NFL MVP QB Peyton Manning without a TD on the season. Despite the unit's valiant effort, the 49ers fell 18-14. A 34-27 loss to the Titans at home inspired the squad for a prime-time, Thursday Night Football showdown against Chicago. In what was a microcosm of the defense's season, the unit recorded 5 INTs, including SS Michael Lewis' victory-sealing pick in the end zone. After digging themselves a 23-3 hole at Green Bay, San Fran valiantly battled back in the final 2 qtrs., only to come up short by less than a TD in the 30-24 defeat.

The defense exacted revenge at home against Jacksonville the following week, allowing just 3 points as Davis and Gore each scored in the 20-9 victory. Despite a career-high 310 yds. passing from Smith, the 49ers lost in Seattle, 20-17, before returning home for a prime time, MNF rematch against Arizona. A statement game for the defense, the 49ers forced 7 turnovers (5 FRs, 2 INTs), including a franchise record 7 FFs, as the 24-9 win sealed the season sweep of the Cardinals. The Niners penchant for forcing turnovers allowed them to post the NFL's 5th-best turnover ratio in 2009 (33 takeaways; 24 giveaways). In the blizzard-beaten city of Philadelphia the following Sunday, the Niners struggled with turnovers in a 27-13 loss to the Eagles. Facing Detroit a week later, TDs from Davis and Gore led the way as the 49ers outgunned the Lions 20-6.

San Fran would move toward its final game in St.

Louis with a chance to secure its first non-losing season since 2002. Overcoming a slow 1st half, Alex Smith and Co. put up 28 points in the final half, including a 73-yd. TD catch by Davis to register his record-tying total. Gore capped off the day with 2 TDs and his 5th 100-yd. performance of the year, giving him 20 such career games and tying him with Joe Perry for the franchise record.

2010

The San Francisco 49ers entered the 2010 season with high hopes, having finished the previous season with their best record since 2002 and having five players named to the Pro Bowl. The 49ers dug themselves an insurmountable deficit with a 0-5 start that they ultimately could not overcome. San Francisco finished the year with a 6-10 record and a third place finish in the NFC West. The 49ers opened the season on the road against the Seattle Seahawks. With the arrival of former USC head coach Pete Carroll, the 49ers were not completely certain about what to expect and were stunned by a 31-6 loss.

The Niners opened their home slate on Monday Night Football against the Super Bowl Champion New Orleans Saints to Candlestick Park. RB Frank Gore rushed for 112 yds., and 1 TD on the ground and 1 through the air. 49ers QB Alex Smith passed for 275 yards, but his heroics were not enough as New Orleans posted a late FG giving the Saints a 25-22 victory. A dismal offensive performance in a 31-10 loss in Kansas City influenced head coach Mike Singletary to let offensive coordinator Jimmy Raye go and promote QBs coach Mike Johnson to the role of play-caller. In week 4 the Niners traveled to Atlanta. The 49ers started fast but their inability to finish, however, ultimately cost them a win as the Falcons edged them, 16-14.

San Francisco returned home for its 2nd prime-time matchup in as many home games. NBC's Sunday Night Football pitted them against the Philadelphia Eagles. Again, San Francisco showed up under the brightest of lights, posting 309 yds. through the air including 3 TDs, but a late game INT gave the 49ers their 5th straight loss of the season, 27-24. The 49ers added some rays of hope against the visiting Oakland Raiders. Gore accounted for 149 yds. rushing, leading the 49ers offense to 349 yds. of total offense and earning the Niners their first win of the season, 17-9.

The 49ers next test would be at Carolina. The Niners failed to capitalize on a late-game lead and allowed the Panthers to mount a 20-23 comeback victory on a game-winning FG as time expired. Starting QB Alex Smith suffered an injured shoulder during the 4th qtr. At 1-6, the team boarded a plane and traveled to London for a week-long road trip to square off with the Denver Broncos in the 2010 International Series game. With QB Troy Smith at the helm due to the injury to Alex Smith a week earlier, the "home team" defeated Denver, 24-16. After the bye week, the 49ers returned home to defeat division foe St. Louis 23-20 in OT, behind the big-play

arm of Troy Smith and the Frank Gore run game.

The ensuing 21-0 shutout by Tampa Bay at Candlestick, the first home shutout since 1977, inspired the squad for a prime-time, MNF showdown at Arizona. The defense held the Cardinals to just 13 yds. rushing and forced 2 turnovers. Unfortunately, perennial Pro Bowl RB Frank Gore suffered a fractured hip during the contest ending his season. After a forgettable 34-16 loss to Green Bay at Lambeau Field, San Fran erupted for a season-high 40 points against the visiting Seahawks. Mike Singletary had handed the started QB role back to Alex Smith after the GB loss, and he went on to throw for 255 yds. and 3 TDs in the 40-21 win. Despite the momentum the Niners seemed to gain they lost, 34-7, at San Diego in a Thursday night matchup.

Despite a 5-9 record, San Francisco was still in NFC West hunt. Looking for a spark Singletary once again switched QBs, this time to Troy Smith. The spark that was expected never came to be and the 49ers suffered a devastating, 25-17, loss at St. Louis. With the division title and all playoff hopes out of reach, team President and CEO Jed York relieved head coach Mike Singletary of his duties that evening. Defensive line coach Jim Tomsula was later promoted to interim head coach for the final week of the season. The 49ers battled to finish the season with a favorable taste in their mouths vs. Arizona. RB Brian Westbrook notched 2 TDs while Alex Smith threw for 276 yds., 2 TDs and a QB rtg. of 107.8, in a 38-7 win.

2011

The San Francisco 49ers 2011 season began with great hope surrounded by as much, if not more, uncertainty, due in large to the arrival of head coach Jim Harbaugh and the lack of an offseason for the new coaching staff to gel with its players. By season's end, Harbaugh had led his team to a 14-4 record, a NFC West Division Title and a berth in the NFC Championship Game.

Although the 49ers became a blue collar unit focused solely on wins, individual honors were plentiful for the team in 2011. Harbaugh was named AP Coach of the Year at season's end and the team boasted a league-high five First Team AP All-Pro - DT Justin Smith, LB Patrick Willis, LB NaVorro Bowman, K David Akers and P Andy Lee (LT Joe Staley and CB Carlos Rogers were named to the Second Team). San Francisco also posted a NFL-high nine Pro Bowl selections - Smith, Willis, Akers, Lee, Rogers, Staley, S Dashon Goldson, RB Frank Gore, and LS Brian Jennings.

Led by Willis and Smith, both finalists for Defensive Player of the Year, the 49ers defense possessed the most dominant front seven in the game, a unit that produced 40 of the team's 42 sacks and a Defensive Rookie of the Year finalist, LB Aldon Smith, who set the franchise's rookie sack record (14). The unit began the year without allowing a rushing TD in its first 14 games, a feat never before achieved in league history. The defense's NFL-high 38 takeaways allowed the 49ers to lead the league with a

team-record turnover differential (plus-28). By the end of the year, the defense ranked 1st in the NFL against the run, 2nd in points allowed, and 4th in total defense.

The San Francisco offense played a physical brand that controlled the tempo of games, rarely made mistakes and made plays when it was ultimately needed. Six times in 2011, QB Alex Smith, RB Frank Gore and the Niners offense mounted come-from-behind wins. The offense tied NFL single-season records for fewest turnovers (10) and interceptions (5). Gore became the franchise's all-time leading rusher surpassing Joe "The Jet" Perry. Smith put together his finest year as a pro, finishing the season with a 90.7 QB rating, a 61.4 completion percentage and the NFL's lowest interception percentage (1.1). The quarterback also tied the franchise record with four, 4th quarter come-from-behind wins on the road (QB Joe Montana - 4 in 1989).

Special teams lived up to its name for the 49ers in 2011, as the unit finished the season ranked atop the NFL. The team featured two record-setting specialists in Akers and Lee. Akers set the NFL record for most field goals made (44) and most points in single-season, no touchdowns (166), while Lee registered a 44.0 net punt average, also setting a new NFL record. KR Ted Ginn Jr. became the first player in franchise history to record a punt return for a touchdown and a kickoff return for a touchdown in the same game in the season opener versus Seattle.

Inside the friendly confines of Candlestick Park, San Francisco posted a 7-1 record. The Niners never trailed by more than 3 points at home all season and averaged 27.6 points per game, ranking 6th in the NFL. The 49ers also boasted a 6-2 record away from home. The 6 wins on the road were the most by the team since 1996 (6-2).

In the 49ers first postseason game since 2002, they defeated the New Orleans Saints, 36-32. TE Vernon Davis shined as he registered 7 receptions for 180 yards and 2 touchdowns, including the game-winning 14 yarder from Alex Smith with :09 remaining.

A magical season came to an end in the NFC Championship game, as the 49ers fell to the eventual Super Bowl Champion New York Giants in overtime, 17-20.

2012

Carrying the heavy expectations from a trip to the NFC Championship in 2011, the 2012 San Francisco 49ers took a step further and won the NFC for the first time since the 1994 season. Head coach Jim Harbaugh led his team to a 11-4-1 regular season record, a second straight NFC West Title, and the sixth Super Bowl appearance in franchise history.

For the second consecutive season, accolades accompanied team achievement. The 49ers led the NFL with six First-Team AP All-Pro selections - LB Patrick Willis, LB NaVorro Bowman, LB Aldon Smith, G Mike Iupati, S Dashon Goldson, P Andy Lee and three Second-Teamers DT Justin Smith, LB Ahmad

Brooks and T Joe Staley. In addition to the All–Pros, the 49ers also had nine players selected to the NFC Pro Bowl team – Bowman, Goldson, RB Frank Gore, Iupati, Aldon Smith, Justin Smith, Staley, S Donte Whitner and Willis. The Niners offensive line was also awarded the 2012 Madden Most Valuable Protector Award, which recognizes the best offensive line in the National Football League.

The 49ers defense picked up where they left off in 2011, dominant. The unit, which returned 10 of 11 starters from 2011, finished 2nd in the NFL in total points allowed (17.1 pts. per game) and 3rd in total defense (294.4 yds. per game). Aldon Smith broke Hall of Fame DE Fred Dean’s franchise sack record (17.5 in 1983), with 19.5. That mark was 2nd in the NFL in 2012 and t–10th in NFL history. A stone–wall rush defense held opponents to an average of just 94.2 yds. per game, which ranked 4th in the NFL and a pass defense that allowed 200.2 yds. per game that also ranked 4th. The defensive unit was one of two teams in the NFL to rank in the top five in all four categories (Denver).

A dynamic and physical rushing attack complemented the Niners defense in 2012. Gore surpassed RB Roger Craig and RB Joe Perry’s franchise record of 50 career rushing TDs by punching in his 51st TD vs. Arz. (12/30). Entering the starting lineup in Week 11 due to an injured QB Alex Smith, QB Colin Kaepernick left opposing defenses in a daze with his versatility. In the Divisional Round of the playoffs vs. GB (1/12/13), Kaepernick set the NFL single–game rushing record by a quarterback with 181 yds. rushing and 2 TDs on 16 carries, as well as completing 17 of 31 atts. for 263 yds., and 2 TDs. Big plays from Kaepernick not only came on the ground, but through the air as he completed 21, 25+ yds. completions, which was good for 2nd in the NFL since taking over the starting job.

Special teams started the season off with K David Akers tying a NFL record long FG when he nailed a 63–yd. kick at GB (9/9). Andy Lee sat atop the NFL with a 43.2 net punting average and landed 36 punts inside the 20–yd. line, 3rd most in the NFL in 2012 and the second highest single season total of his career.

The 49ers were 6–1–1 at Candlestick Park this season, with the defense allowing just 9 TDs, the best in the NFL.

In addition to Kaepernick’s record–breaking performance in the 49ers 45–31 Divisional Round victory vs. the Packers, San Francisco also became the first team in NFL history to ever have two, 100–yd. rushers [QB Colin Kaepernick (181 yds. rushing), RB Frank Gore (119 yds. rushing)] and one, 100–yd. receiver [WR Michael Crabtree (119 yds. receiving)] in a playoff game. The following week, the Atlanta Falcons jumped out to a 17–0 lead in the NFC Championship Game at the Georgia Dome

and Kaepernick led the charge by hitting 16 of 21 passes for 233 yds. and 1 TD with a QB rating of 127.7 as the 49ers came back to win 28–24. It was the 2nd largest deficit overcome to win a conference championship in NFL history.

The curtains closed on the biggest stage for the 2012 49ers as they fell to the Baltimore Ravens 34–31 in Super Bowl XLVII. The 49ers became the first team in Super Bowl history to have a 300–yd. passer, a 100–yd. rusher and two, 100–yd. receivers in a single game. Kaepernick threw for 302 yds., RB Frank Gore added 110 yds. rushing, WR Michael Crabtree tallied 109 rec. yds. and TE Vernon Davis recorded 104 rec. yds.

2013

Following a trip to Super Bowl XLVII in 2012, the San Francisco 49ers battled through adversity and high expectations to reach the NFC Championship Game for the third year in a row. Head coach Jim Harbaugh led his team to a 12–4 regular season record as the team closed out historic Candlestick Park and moves to its new home in 2014, Levi’s® Stadium.

Possessing a deep, talented roster, the 49ers had nine players selected to the 2014 Pro Bowl, the second most in the NFL – LB NaVorro Bowman, LB Ahmad Brooks, TE Vernon Davis, RB Frank Gore, G Mike Iupati, S Eric Reid, DT Justin Smith, T Joe Staley and LB Patrick Willis. San Francisco also had one First–Team AP All–Pro selection – Bowman, and four Second–Teamers – Brooks, V. Davis, J. Smith and Staley.

The 49ers defense continued its dominance under defensive coordinator Vic Fangio. The unit finished 3rd in the NFL in scoring defense (17.0 pts. per game), 4th in rushing defense (95.9 yds. per game), 5th in total defense (316.9 yds. per game) and 7th in passing defense (221 yds. per game). They were also the only team to not allow a 100–yd. rusher during the regular season.

In 2013, the Niners featured a balanced offensive attack. Frank Gore rushed for 1,128 yds. and 9 TDs, which ranked t–6th in the NFL, and WR Anquan Boldin registered team–highs in receipts. (85) and rec. yds. (1,179). It marked the first time since 2003 that the 49ers have had a 3,000–yd. passer, 1,000–yd. rusher and 1,000–yd. receiver in the same season. QB Colin Kaepernick passed for 3,197 yds., the most for a 49ers QB since 2002 (Jeff Garcia – 3,344). He also rushed for 524 yds. during the regular season, which is the 2nd highest single–season rushing total by a quarterback in franchise history (Steve Young, 1992 – 537). During the postseason, Kaepernick rushed for 98 yds. at GB (1/5/14 – NFC–WC) and 130 yds. at Sea. (1/19/14 – NFC–C). He now owns three of the top five rushing

performances by a QB in NFL postseason history.

The 49ers special teams unit was spectacular all season long. Veteran K Phil Dawson made 32 of 36 FG atts., including a franchise–record 27 in a row, en route to recording the 2nd–most made FGs in franchise history. He made two game–winning FGs [vs. Sea. (12/8) and at Arz. (12/29)] and was named NFC Special Teams Player of the Week in Weeks 14 and 17 for both performances. Andy Lee finished the season with the 3rd–highest gross avg. (48.2 yds.) and 4th–highest net avg. (41.7 yds.) in the NFL.

San Francisco took part in the NFL International Series, defeating the Jacksonville Jaguars, 42–10, at Wembley Stadium in London. With the win, the 49ers became the second team to win multiple games at Wembley Stadium (New England).

The 49ers hosted the final regular season game at Candlestick Park against the Atlanta Falcons on Dec. 23. The game marked the 350th played by the 49ers in their longtime home, “It’s an iconic venue,” said Harbaugh when asked to sum up his feelings before the farewell game. “It’d be an honor to be on that sideline for the last game at Candlestick, and we want to win it.” The 49ers would go on to win the game, 34–24, in epic fashion. In the 4th quarter, after closing the gap to 3 points and recovering a crucial onside kick, the Falcons seemed poised to score a go–ahead touchdown and threaten the festivities of the final game at Candlestick. However, The ‘Stick had one last moment left when CB Tramaine Brock broke up a Matt Ryan pass and NaVorro Bowman made the interception and returned it 89–yds. for the score, sealing the legacy of the historic venue and sending the 49ers into the playoffs.

The season came to an end after dropping a back–and–forth contest with the division–rival Seattle Seahawks, 23–17, in the NFC Championship Game at CenturyLink Field. Jim Harbaugh became the first head coach in NFL history to lead his team to a conference title game in each of his first three seasons.

2014

The San Francisco 49ers inaugurated Levi’s® Stadium as their new home in 2014, a season that saw key legends RB Frank Gore and WR Anquan Boldin reach career milestones. With an 8–8 record, the 49ers overcame a slew of injuries to register their fourth–consecutive season with a .500–or–better record for the first time since 1998.

In the final game of 2014, Gore rushed for 144 yds. on 25 carries to become just the 20th running back in NFL history to eclipse the 11,000–yd. mark for his career. He finished the 2014 season with 1,106 rushing yds., becoming the 11th player in league history to rush for 1,000 yds. or more in eight seasons. Boldin also joined the NFL’s elite

2015

ranks, becoming just the 17th player in league history to reach 900 career receptions, and the 24th player to record 12,000 receiving yds. He is now one of only four players to record 500-or-more rec. yds. in 12 consecutive seasons, joining the likes of Jerry Rice, Terrell Owens and Randy Moss. Boldin finished the season with 83 catches for 1,106 yds. and five touchdowns.

San Francisco was represented again at the 2015 Pro Bowl as T Joe Staley and G Mike Lupati were selected. Five other players – S Antoine Bethea, G Alex Boone, LB Chris Borland, RB Frank Gore and DT Justin Smith – were named as Pro Bowl alternates.

Defensively, no other team worked through adversity as efficiently as the San Francisco 49ers. Under the direction of defensive coordinator Vic Fangio, the 49ers defense ranked near the top in several categories for the fourth-consecutive season despite injuries to many key players, including All-Pro linebackers Patrick Willis and NaVorro Bowman. San Francisco finished with the league's 5th best unit overall (321.4 YPG), allowing the 7th fewest rushing yds. per game (100.8) and the 5th fewest passing yds. per game (220.7), and finished the season with a league-leading 23 INTs.

On the other side of the ball, San Francisco relied on bell cow running back Frank Gore to be the focal point of the NFL's 4th-best rushing attack, which averaged 136.0 yds. per game. The 49ers managed 62 plays of 10-or-more rushing yds. – 4th-most in the league – as Gore pieced together his eighth season of 1,000-or-more yds. QB Colin Kaepernick threw for a career-high 3,369 yds., 19 TDs and 10 INTs. He tied the franchise record for the most consecutive games with a TD pass (18) following a Week 12 victory over Washington [Steve Young – 18 (10/9/94 – 11/26/95)]. He also rushed for a QB franchise record 639 yds.

Led by K Phil Dawson and P Andy Lee, the 49ers special teams unit maintained its reputation as one of the league's finest. Dawson connected on 25-of-31 FG attempts, including the 2nd most made FGs of 50-or-more yds. among all kickers en route to becoming one of 19 players in NFL history to surpass 1,500 pts. scored. Lee finished the season with the 6th highest punting average (46.8).

San Francisco bid an end to the 2014 season with back-to-back home games. Against the Chargers in Week 16, the 49ers rushed for a franchise record 355 yds., with Gore and Kaepernick both registering 150-or-more yds. on the ground. The duo became just the fourth pair of teammates to accomplish that feat in a single game in NFL history.

In the team's final home game, the 49ers topped the Cardinals, 20-17, in a tightly contested matchup. Gore eclipsed the century mark for the fourth time in 2014 and for the 39th time in his career, which is the second-most among all active players.

The 2014 season was full of highs and lows, ultimately resulting in the team missing the playoffs for the first time since 2010.

The 2015 season for the San Francisco 49ers was full of ups and downs, but ended on a high note as the team earned an overtime victory over division-rival St. Louis. LB NaVorro Bowman returned to the field after missing all of the 2014 season due to injury and started all 16 games as he led the NFL in tackles with 154 and earned First-Team All-Pro honors. Along with T Joe Staley, Bowman was one of two 49ers selected to the Pro Bowl.

The 49ers opened the season with a 20-3 win on *Monday Night Football* over the Minnesota Vikings led by RB Carlos Hyde, who rushed for a career-high 168 yards and two touchdowns. After a win at home over the Baltimore Ravens in Week 6, the 49ers dropped two division games to fall to 2-6 at the midway point in the season. Heading into Week 9, head coach Jim Tomsula tabbed QB Blaine Gabbert as the starter, as he promptly led the team to a 17-16 victory over the Atlanta Falcons who were 6-2 prior to the matchup at Levi's® Stadium. Two weeks later, San Francisco earned their fourth win of the season in dramatic fashion, as Gabbert connected with WR Torrey Smith for a 71-yard touchdown pass in overtime to beat the Chicago Bears on the road.

On offense, WR Anquan Boldin continued his Hall of Fame career by becoming the first player in NFL history to register 50-or-more receptions and 600-or-more yards in each of his first 13 seasons in the NFL. As the team's leading receiver for the third consecutive season, Boldin became just the 13th player in NFL history to record 1,000-or-more receptions in their career (1,009) and moved into 12th place all-time in receptions and 17th in NFL history in receiving yards (13,195).

Gabbert started the final eight games of the season for the team and threw for 10 touchdowns with a career-high completion percentage of 63.1%. In his first year with the 49ers, WR Torrey Smith showed off his speed and big play potential in becoming the first player in franchise history to register three receiving touchdowns of 70-or-more yards in the same season since WR John Taylor accomplished the feat in 1989. In hauling in 33 receptions for 663 yards and four touchdowns, he averaged 20.1 yards-per-catch, the highest in the NFL.

Under the guidance of running backs coach Tom Rathman, the team did not miss a beat in the rushing game throughout the season. Following an injury to Hyde, RB Shaun Draughn was brought in and registered career-bests in both rushing yards (273) and receiving yards (176) during his six games with San Francisco.

Defensively, NT Ian Williams, who suffered a season ending injury in 2014, returned to set a career-high in tackles while being named a team captain. DT Quinton Dial set a new career-high in tackles and 2015 first-round pick DL Arik Armstead registered two sacks while appearing in every game during his rookie season.

Second-year players made their mark on the defense in 2015 as LB Aaron Lynch built off his rookie season to post a career-high 6.5 sacks coming off the edge. DB Jimmie Ward also stood out, setting a career high with 65 tackles and recording the first pick-six of his career, playing all over the field.

On special teams, the ever-reliable K Phil Dawson continued his impressive career and led the team in points scored with 92. From Week 1 through Week 15, Dawson knocked through 19 consecutive FGs, the second longest streak in 49ers history. In Week 17, he became the 16th player all-time to reach the 1,600 career points mark and now made 386 career field goals, ranking t-9th in NFL history.

2016

The 2016 San Francisco 49ers were a team that had some highs and lows throughout the year, but the team's young talent showed bright spots, including setting individual milestones.

Under the guidance of head coach Chip Kelly, the 49ers defeated the Los Angeles Rams 28-0 on ESPN's *Monday Night Football* at Levi's Stadium to open the season, marking the first shutout in franchise history on opening weekend.

Offensively, the 49ers finished with the fourth ranked rushing offense, averaging 126.2 yards per game on the ground. RB Carlos Hyde led the team with 217 carries for 988 yards and six touchdowns. In Week 14 vs. NYJ, Hyde put himself into the 49ers record books with 193 rushing yards, the sixth-highest total in a single game in franchise history. WR Jeremy Kerley, who joined the team via trade late in training camp, quickly found his groove in Kelly's offense and posted a career-high 64 receptions. T Joe Staley, who started 13 games and moved into the top ten for most games played by an offensive lineman in franchise history, earned the Bill Walsh Award as the team's MVP.

Defensively, DL DeForest Buckner, whom the 49ers selected seventh overall in the 2016 NFL Draft, quickly established himself as a rising star in the NFL. Buckner led all rookie defensive linemen with 73 tackles and tied for the team lead with 6.0 sacks. LB Ahmad Brooks registered 6.0 sacks as well, his eighth consecutive season with 5.0-or-more sacks as a member of the 49ers, and moved into sole possession of third place on the team's all-time sack list.

On special teams, K Phil Dawson became the 10th kicker in NFL history to record 400-or-more made field goals in his career and the 10th player in 49ers history to surpass 400 total points scored with the franchise.

SAN FRANCISCO'S ALL-TIME PRESIDENTS & PERSONNEL DIRECTORS

Years

1946
1947
1948
1949–50
1951–66
1967–72
1972
1973–76
1977–78
1979–82
1983
1984–87
1988–89
1990
1991–94
1995–97
1998
1999–2000
2001–03
2004
2005–07
2008
2009
2010
2011
2012–13
2014–15
2016
2017

Team President

Anthony J. Morabito (Owner)
Allen E. Sorrell
Allen E. Sorrell
Anthony J. Morabito (Owner)
Anthony J. Morabito (Owner)
Louis G. Spadia
Louis G. Spadia
Louis G. Spadia
Edward J. DeBartolo, Jr.
Edward J. DeBartolo, Jr.
Bill Walsh (President & Head Coach)
Bill Walsh (President & Head Coach)
Edward J. DeBartolo, Jr.
Edward J. DeBartolo Jr.
Carmen Policy
Carmen Policy
Carmen Policy (President & CEO)
Denise DeBartolo–York (Owner)
Peter Harris (President & CEO)
John York (Owner)
John York (Owner)
John York (Owner)
Jed York (President)
Jed York (President & CEO)
Jed York (President & CEO)
Jed York (CEO), Gideon Yu (President)
Jed York (CEO), Paraag Marathe (President)
Jed York (CEO), Al Guido (President)
Jed York (CEO), Al Guido (President)

General Managers

John R.Blackinger (General Manager)
John R.Blackinger (General Manager)
Louis G. Spadia (Business Manager)
Louis G. Spadia (Business Manager)
Louis G. Spadia (General Manager)
Jack White (General Manager)
Jack White (Vice President for Personnel)
Louis G. Spadia (President & General Manager)
Joe Thomas (Vice President & General Manager)
Bill Walsh (Head Coach & General Manager)
John McVay (General Manager)
John McVay (Vice President/General Manager)
John McVay (Vice President/General Manager)
John McVay (Vice President of Football Administration)
John McVay (Vice President of Football Administration)
Dwight Clark (Vice President/Director of Football Operations)
Dwight Clark (Executive Vice President/Director of Football Operations)
Bill Walsh (Vice President/General Manager)
Terry Donahue (General Manager)
Terry Donahue (Vice President/General Manager)
Scot McCloughan (Vice President of Player Personnel)
Scot McCloughan (General Manager)
Scot McCloughan (General Manager)
Trent Baalke (Vice President of Player Personnel)
Trent Baalke (General Manager)
Trent Baalke (General Manager)
Trent Baalke (General Manager)
Trent Baalke (General Manager)
John Lynch (General Manager)

49ERS AAFC DRAFT (1946-49)

1947 (December 20–21, 1946)

- 1a. Glenn Davis, HB, Army (2)
- 1b. Clyde LeForce, WB, Tulsa (6)
2. Bob Wiese, HB, Michigan (14)
3. Paul Duke, C, Georgia Tech (22)
4. Don Samuel, HB, Oregon State (30)
5. Alf Satterfield, T, Vanderbilt (38)
6. John Zilly, E, Notre Dame (46)
7. Gene (Red) Knight, HB, Louisiana State (54)
8. Charlie Malmberg, T, Rice (62)
9. Bob Leonetti, G, Wake Forest (70)
10. Frank Broyles, QB, Georgia Tech (78)
11. Jim Tyree, E, Oklahoma (86)
12. Ed Robnett, FB, Texas Tech (94)
13. Walter Slater, HB, Tennessee (102)
14. Earl Wheeler, C, Arkansas (110)
15. Les Proctor, G, Texas (118)
16. Al DeRogatis, T, Duke (126)
17. Earl Tullos, T, Louisiana State (132)
18. Bryant Meeks, C, South Carolina (138)
19. Ed Royston, G, Wake Forest (144)
20. Max Bumgardner, E, Texas (150)

1948 (December 16, 1947)

1. Joe Scott, HB, San Francisco (5)
3. Jim Cason, HB, Louisiana State (15)
4. Walt McCormick, C, Southern California (23)
6. Fred Land, T, Louisiana State (32)
7. Phil O'Reilly, T, Purdue (38)
9. Bill Luongo, FB, Pennsylvania (50)
11. Bob Steckroth, E, William & Mary (62)
12. Gene Malinowski, T, Detroit (70)
13. Len Modzelski, T, Scranton (78)
14. Les Rideout, T, Bowling Green (86)
15. Larry Olsonoski, T, Purdue (94)
16. Wally Matulich, HB, Mississippi State (102)
17. Bob Ravensberg, HB, Indiana (110)
18. Bill Pritula, T, Michigan (118)
19. Art Fitzgerald, HB, Yale (126)
20. Pete Barbolak, T, Purdue (134)
21. Dick Loepfe, T, Wisconsin (142)
22. Bob Heck, E, Purdue (150)
23. Floyd Lanhorne, G, Texas Tech (158)
24. Goble Bryant, T, Army (166)
25. Bill Talarico, FB, Pennsylvania (174)
26. Everett Marshall, T, Pennsylvania (182)
27. Perry Moss, HB, Illinois (190)
28. Bill Bell, QB, Muhlenberg (198)
29. Herb Siegert, G, Illinois (206)
30. Frank Williams, FB, Utah State (214)

1949 (July 8, 1948) (Secret Draft)

1. Ernie Stautner, T, Boston College
2. Jim Winkler, T, Texas A&M

1949 (Dec. 21, 1948) (Drafted Alternately 9–10)

1. Chester Fritz, T, Missouri (7)
3. Frank Lovuolo, E, St. Bonaventure (20)
4. Mike De Noia, QB, Scranton (28)
5. George Brodnax, E, Georgia Tech (36)
6. John Hamberger, T, Southern Methodist (44)
7. Dan Stiegman, C, North Carolina (52)
8. Bernie Reid, G, Georgia (60)
9. Fred Wendt, HB, Texas–El Paso (68)
10. Dick Flowers, T, Alabama (76)
11. Bob Lund, HB, Tennessee (84)
12. Jon Baker, G, California (92)
13. Jim Rinehart, QB, Arkansas (100)
14. Don Garlin, HB, Southern California (108)
15. Pete Wismann, C, State Louis (116)
16. Homer Hobbs, G, Georgia (124)
25. Paul Schoultz, HB, Miami (OH) (171)
26. Jack Kelly, T, Louisiana Tech (176)
27. Jasper Flanakin, E, Baylor (181)
28. Rudy Smith, T, Louisiana Tech (186)
29. Gordon Long, HB, Arkansas (191)

49ERS ALL-TIME NFL DRAFT

1950 (January 21–22) (Drafted Alternately 9–10)

1. Leo Nomellini, T, Minnesota (11)
2. Don Campora, T, Pacific (23)
3. Ray Collins, T, Louisiana State (37)
4. Morris Bailey, E, Texas Christian (49)
5. Harry Kane, C, Pacific (63)
6. Don Van Pool, E, Oklahoma (75)
7. Lindy Berry, HB, Texas Christian (89)
8. Ellery Williams, E, Santa Clara (101)
9. Pete Zinach, HB, West Virginia (115)
10. Bob Celeri, QB, California (127)
11. Harley Dow, T, San Jose State (141)
12. Don Burke, FB, Southern California (153)
13. Lou Ceconi, HB, Pittsburgh (167)
14. Tom Payne, E, Santa Clara (179)
15. Leo Crampsey, E, St. Bonaventure (193)
16. Charley Shaw, G, Oklahoma A&M (205)
17. Cliff Van Meter, HB, Tulane (219)
18. Ralph Genito, HB, Kentucky (231)
19. Forrest Klein, G, California (245)
20. Jack Nix, E, Southern California (257)
21. Guerin Alker, C, Loyola (271)
- *22. Billy Wilson, E, San Jose State (283)
23. Jim Williams, E, Rice (297)
24. Bill Wyman, T, Rice (309)
25. Bob Dunn, G, Dayton (323)
26. Jim Powers, QB, Southern California (335)
27. Ken Johnson, G, Pacific (349)
28. Charley Hall, HB, Arizona (361)
29. Bob Whelan, HB, Boston (375)
30. Bob Stillwell, E, Southern California (387)

1951 (January 18–19, 1951) (Drafted Alternately 2–3)

1. Y.A. Tittle, QB, Louisiana State (3)
2. Pete Schabarum, HB, California (17)
3. Bill Mixon, HB, Georgia (28)
4. Choice to Cleveland
- 5a. Dick Steere, T, Drake (53)
- 5b. Al Carapella, T, Miami (FL) (54)
(Choice from Chicago Cardinals)
6. Bishop Strickland, HB, South Carolina (64)
7. Dick Forbes, E, St. Ambrose (75)
8. Joe Arenas, HB, Omaha (89)
9. Bruce Van Alstyne, E, Stanford (100)
10. Nick Feher, G, Georgia (112)
11. Bill Jessup, E, Southern California (126)
12. Jim Monachino, HB, California (137)
13. Dick Harvin, E, Georgia Tech (148)
14. Rex Berry, HB, Brigham Young (162)
15. Dave Sparks, G, South Carolina (173)
16. Bob White, HB, Stanford (184)
17. Art Michalik, G, St. Ambrose (198)
18. Jim Murphy, T, Xavier (209)
19. John Phillips, HB, Southern Mississippi (220)
20. Al Tate, T, Illinois (234)
21. Hardy Brown, FB, Tulsa (245)
22. Dwight Winslow, FB, Boise J.C. (256)
23. Wally Brunswald, HB, Gustavus Adolphus (Sweden) (270)
24. Tom Kingsford, QB, Montana (281)
25. Mike Peterson, E, Denver (292)
26. Keith Carpenter, T, San Jose State (306)
27. Ray Lung, G, Oregon (317)
28. Jack Rohan, HB, Loras College (328)
29. S.P. Garnett, T, Kansas (342)
30. Jerry Faske, HB, Iowa (353)

1952 (January 17, 1952) (Drafted Alternately 8–9)

1. Hugh McElhenny, HB, Washington (9)
2. Bob Toneff, T, Notre Dame (22)
- 3a. Gene Shannon, HB, Houston (27)
(Choice from Chicago Cards)
- 3b. Billy Tidwell, HB, Texas A&M (33)
4. Marion Campbell, T, Georgia (46)
5. Pat O'Donahue, E, Wisconsin (57)
6. Jim Beasley, C, Tulsa (70)
7. Don Robison, HB, California (81)
8. Jerry Smith, T, Wisconsin (94)
9. Glen Christian, HB, Idaho (105)
10. Carl West, FB, Mississippi (118)
11. J.D. Kimmel, T, Houston (129)
12. Fred Snyder, E, Loyola (142)
13. Rudy Yeager, T, Louisiana State (153)
14. Frank Simons, E, Nebraska (166)
15. Haldo Norman, E, Gustavus Adolphus (Sweden) (177)
16. Bob Meyers, HB, Stanford (190)
17. Al Baldock, E, Southern California (201)
18. Bill Carey, E, Michigan State (214)
20. Jess Yates, E, Louisiana State (238)
21. Gene Offield, E, Hardin–Simmons (249)
22. Jim Cozad, T, Santa Clara (262)
23. Bill Glazier, E, Arizona (273)
24. Ralph Kreuger, T, California (286)
25. Henry (Bud) Laughlin, FB, Kansas (297)
26. Dick Kane, G, Cincinnati (310)
27. Waldo Schaff, T, Oklahoma A&M (321)
28. Joe Palumbo, G, Virginia (334)
29. Chuck Mosher, E, Colorado (345)
30. Dick Patrick, C, Oregon (358)

* – Future Arrival

1953
(January 22, 1953)
(Drafted Alternately 9–8–7)

- 1a. Harry Babcock, E, Georgia (bonus) (1)
- 1b. Tom Stolhandske, E, Texas (10)
2. George Morris, C, Georgia Tech (21)
3. Bob St. Clair, T, San Francisco/Tulsa (32)
4. Ed Fullerton, HB, Maryland (46)
5. Hal Miller, T, Georgia Tech (57)
6. Choice to Chicago Bears
7. Paul Carr, HB, Houston (82)
8. Doug Hogland, T, Oregon State (93)
9. Hal Ledyard, QB, Tennessee–Chattanooga (104)
10. Pete Brown, G, Georgia Tech (118)
11. Al Charlton, HB, Washington State (129)
12. Carson Leach, G, Duke (140)
13. Bill Earley, HB, Washington (154)
14. Tom Fletcher, HB, Arizona State (165)
15. Charley Genthner, T, Texas (176)
16. Fred Durig, E, Bowling Green (190)
17. Hugh Latham, T, San Diego State (201)
18. Stan Wacholz, E, San Jose State (212)
19. King DuClos, T, Texas–El Paso (226)
20. Ray Huizinga, T, Northwestern (237)
21. Ken Bahnsen, HB, North Texas State (248)
22. Laverne Robbins, G, Midwestern State (262)
23. Travis Hunt, T, Alabama (273)
24. Ed Morgan, HB, Tennessee (284)
25. Ernie Stockert, E, UCLA (298)
26. Harley Cooper, HB, Arizona State (309)
27. Ralph McCleod, E, Louisiana State (320)
28. Tom Novikoff, HB, Oregon (334)
29. Don Stillwell, E, Southern California (345)
30. No pick as result of bonus choice

1954
(January 28, 1954)
(Drafted 10th)

1. Bernie Faloney, QB, Maryland (11)
2. Leo Rucka, G, Rice (23)
3. Steve Korcheck, C, George Washington (35)
4. Charlie Boxhold, HB, Maryland (47)
- 5a. Bob Hantla, G, Kansas (55)
(Choice from Pittsburgh)
- 5b. Frank Mincevich, G, South Carolina (59)
6. Floyd Sagely, E, Arkansas (71)
7. Sid Youngelman, T, Alabama (83)
8. Choice to Cleveland
9. Ted Connolly, G, Tulsa (107)
10. Choice to Cleveland
11. John Skocko, E, Southern California (131)
12. Hal Easterwood, C, Mississippi State (143)
13. Morgan Williams, G, Texas Christian (155)
14. Sam Williams, HB, California (167)
- 15a. Ed Gossage, T, Georgia Tech (171)
(Choice from Green Bay)
- 15b. Sam Palumbo, G, Notre Dame (179)
16. Bobby Fiveash, HB, Florida State (191)
17. Carl Kautz, T, Texas Tech (203)
18. Morris Kay, E, Kansas (215)
19. Bob Edmiston, T, Temple (227)
20. Frank DePietro, HB, Georgia (239)
21. Howard Alsup, T, Middle Tennessee State (251)
22. Ralph Reynolds, HB, North Texas State (263)
23. LeRoy Fenstemaker, QB, Rice (275)
24. Jerry Daniels, T, Tennessee Tech (287)
25. John Platt, FB, Elon (299)
26. Pete Bello, C, Pasadena C.C. (311)
27. Gayford Baker, G, Nebraska–Omaha (323)
28. Bob Garbrecht, FB, Rice (335)
29. Ted Dunn, FB, Murray State (347)
30. Don Folks, E, Houston (359)

1955
(January 27–28, 1955)
(Drafted Alternately 8–9)

1. Dick Moegle, HB, Rice (10)
2. Frank Morze, C, Boston College (21)
3. Carroll Hardy, HB, Colorado (34)
4. Matt Hazeltine, C, California (45)
5. Eldred Kraemer, T, Pittsburgh (58)
6. Bobby Luna, HB, Alabama (69)
7. John Dean, QB, Virginia Tech (82)
- *8. Fred Meyers, QB, Oklahoma State (93)
- *9. Fred Preziosio, T, Purdue (106)
10. Ron Aschbacher, E, Oregon State (117)
11. Rudy Rotella, E, Nebraska–Omaha (130)
- *12. Lou Palatella, T, Pittsburgh (141)
13. Richie Gaskell, E, George Washington (154)
14. Nick McKeithan, HB, Duke (165)
15. Burdette Hess, G, Idaho (178)
16. Jim Hall, E, Auburn (189)
17. Bob Newton, G, San Diego State (202)
18. Ron Pheister, C, Oregon (213)
19. John Garzoli, T, California (226)
20. Glen Dyer, QB, Texas (237)
21. George Maderos, E, Chico State (250)
22. Pete Vann, QB, Army (261)
- *23. Tom Gunnari, E, Washington State (274)
24. Bob Heaston, G, Cal Poly–San Luis Obispo (285)
25. Dewey Wade, E, Kansas State (298)
26. Johnny Kerr, E, Purdue (309)
- *27. Dick Shockey, QB, Marquette (322)
28. Don Sanders, HB, Stanford (333)
- *29. Otto Kniedinger, T, Penn State (346)
- *30. Bob Gongola, QB, Illinois (356)

1956
(Nov. 29, 1955/Jan. 19, 1956)
(Drafted Alternately 1–2)

1. Earl Morrall, QB, Michigan State (2)
2. Bruce Bosley, T, West Virginia (15)
3. Bill Herchman, T, Texas Tech (26)
4. Frank Pajaczkowski, HB, Richmond (40)
5. Choice to Los Angeles
6. Tony Sardisco, LB, Tulane (64)
- *7. Larry Barnes, FB Colorado State (75)
8. Charles Smith, E, Abilene Christian (88)
9. Jim Cox, E, Cal Poly–San Luis Obispo (99)
10. Jerry Zaleski, HB, Colorado State (112)
11. Stewart Pell, T, North Carolina (123)
12. Roger Swedberg, T, Iowa (136)
13. Ralph Moody, HB, Kansas (147)
- *14. R.C. Owens, E, College of Idaho (160)
- 15a. Reed Henderson, T, Utah State (171)
- 15b. Gene Boyd, HB, Abilene Christian (172)
(Choice from Pittsburgh)
16. George Herring, QB, Southern Mississippi (184)
17. Richard Weiss, T, Mississippi (195)
18. Billy Yelverton, T, Mississippi (208)
19. Pete Arrigoni, HB, Arizona (219)
20. Bob Scarbrough, C, Auburn (232)
21. L.C. Joyner, HB, E. Contra Costa C.C. (243)
22. Clarence Wessman, E, San Jose State (256)
23. Mike Monroe, HB, Washington (267)
24. Ed Wallace, G, San Diego J.C. (280)
25. Paul Goad, HB, Abilene Christian (291)
26. Rommie Loudd, E, UCLA (304)
27. Jerry Gustafson, QB, Stanford (315)
- *28. Jerry Drew, FB, California (328)
29. Dean Benson, E, Willamette (339)
- *30. Bob Mitchell, T, Puget Sound (351)

1957
(November 27, 1956)
(Drafted 2nd)

1. John Brodie, QB, Stanford (3)
2. Abe Woodson, HB, Illinois (15)
3. Choice to Los Angeles
- 4a. Jim Ridlon, HB, Syracuse (39)
- 4b. Mike Sandusky, T, Maryland (46)
(Choice from Chicago Cardinals)
5. Karl Rubke, C, Southern California (56)
- 6a. Bill Rhodes, HB, Western State (CO) (62)
(Choice from Philadelphia)
- 6b. Jim Hunter, HB, Missouri (68)
- *7. Fred Dugan, E, Dayton (80)
8. Ernie Pitts, E, Denver (92)
- *9. Charles Brueckman, C, Pittsburgh (104)
- *10. Jerry Hurst, T, Middle Tennessee State (116)
- *11. Tom Davis, HB, Louisiana State (128)
- *12. Fred Sington, T, Alabama (140)
13. Charles Mackey, E, Arizona State (152)
14. Ron Warzeka, T, Montana State (164)
- *15. Earl Kaiser, HB, Houston (176)
16. Vic Kristopolitis, FB, Dayton (188)
17. Dave Kuhn, C, Kentucky (200)
18. Richard Guy, G, Ohio State (212)
19. Gene Babb, FB, Austin College (224)
20. Sid DeLoatch, G, Duke (236)
21. Fred Wilcox, HB, Tulane (248)
22. Paul Tripp, T, Idaho State (260)
23. John Thomas, E, Pacific (272)
24. John Ladner, E, Wake Forest (284)
25. Ray Meyer, FB, Lamar (296)
- *26. Tom Topping, T, Duke (308)
27. Don Vicic, FB, Ohio State (320)
28. Bill Curtis, HB, Texas Christian (332)
29. Vern Hallbeck, LB, Texas Christian (344)
30. George Parks, QB, Lamar (355)

1958
(Dec. 2, 1957/Jan. 28, 1958)
(Drafted Alternately 8–9)

- 1a. Jim Pace, HB, Michigan (8)
- 1b. Charlie Krueger, T, Texas A&M (9)
- *2. Bob Newman, QB, Washington State (22)
3. Bob Hoppe, HB, Auburn (33)
4. John Varone, HB, Miami (FL) (46)
5. Bill Atkins, HB, Auburn (59)
6. Henry Schmidt, T, Southern California (71)
7. Choice to Detroit
- *8a. Leon Burton, HB, Arizona State (87)
(Choice from Chicago Cardinals)
- 8b. Ron Mills, HB, West Texas State (95)
9. George Troutman, C, Capital (OH) (107)
- *10. Vel Heckman, T, Florida (119)
- *11. Hogan Wharton, T, Houston (131)
12. Pete Williams, T, Lehigh (143)
- 13a. James Yore, FB, Indiana (151)
(Choice from Pittsburgh)
- 13b. Harold Dukes, E, Michigan State (155)
14. Max Fields, HB, Whittier College (167)
15. Choice to Detroit
16. George Shirkey, T, Stephen F. Austin (191)
17. John Wittenborn, T, SE Missouri State (203)
18. Dennit Morris, G, Oklahoma (215)
19. Ronnie Mushatt, C, Grambling State (227)
20. Jerry Mertens, E, Drake (239)
21. Don Christian, HB, Arkansas (251)
22. Bruce Hartman, T, Luther (263)
23. Larry Fields, HB, Utah (275)
- *24. Dee Mackey, E, East Texas State (287)
25. Bill Kaczmarek, C, SW Missouri State (299)
- *26. Hilliard Hill, E, Southern California (311)
27. Bob Witucki, E, Notre Dame (323)
28. Garland Warren, C, North Texas State (335)
29. Herman Hodges, HB, Sam Houston State (347)
- *30. Ted Stahura, T, Kansas State (358)

1959 (Dec. 2, 1958/Jan. 22, 1959) (Drafted 6th)	
1a. Dave Baker, HB, Oklahoma	(5)
1b. Dan James, C, Ohio State (Choice from Pittsburgh)	(8)
2. Bob Harrison, LB, Oklahoma	(17)
3. Eddie Dove, HB, Colorado	(29)
4. Monte Clark, T, Southern California	(41)
5. Frank Geremia, T, Notre Dame	(54)
6. Wally Bavaro, T, Holy Cross	(66)
7a. Don Rogers, LB, South Carolina (Choice from Chicago Cardinals)	(74)
*7b. Dan Colchico, E, San Jose State	(78)
8. Lewis Akin, E, Vanderbilt	(90)
9. Robert Green, HB, Florida	(102)
10. Bronko Nagurski, T, Notre Dame	(114)
11. Jack Hayes, HB, Trinity (TX)	(126)
12. Bill Korutz, C, Dayton	(138)
13. Bill Lopasky, G, West Virginia	(150)
14. Michael Dukas, FB, Clemson	(162)
15. Joe Belland, HB, Arizona State	(174)
16. Bob Cook, HB, Idaho State	(186)
17. Jerome Jurczak, C, Benedictine	(198)
18. Jack Cowley, T, Trinity (TX)	(210)
*19. Tom Osborne, HB, Hastings (NE)	(222)
*20. Toby Deese, T, Georgia Tech	(234)
21. Luther Carr, HB, Washington	(246)
22. Burnio McQueen, E, North Carolina A&T	(258)
23. Bruce Dollahan, T, Illinois	(270)
24. Craig Chudy, E, UCLA	(282)
*25. Roy Gee, G, Trinity (TX)	(294)
26. Ed Young, E, Louisville	(306)
27. Mel Semenko, T, Colorado	(318)
28. Mike McCluskey, HB, Washington	(330)
29. Jack Bolton, T, Puget Sound	(342)
30. Bob Carter, E, Denver	(354)

1960 (November 30, 1959) (Drafted Alternately 10-11)	
1. Monty Stickles, E, Notre Dame	(11)
2a. Mike Magac, G, Missouri (Choice from Washington)	(16)
*2b. Carl Kammerer, LB, Pacific	(22)
3. Rod Breedlove, C, Maryland	(35)
4. Ray Norton, HB, San Jose State	(46)
5. Len Rohde, T, Utah State	(59)
6. Ola Lee Murchison, E, Pacific	(70)
7. Bob Waters, QB, Presbyterian College	(83)
8a. Bill Mathis, HB, Clemson (Choice from Washington)	(88)
8b. Max Fugler, C, Louisiana State	(94)
9. Bob Wasden, C, Auburn	(107)
10. Mel Branch, E, Louisiana State	(118)
11a. Ed Pitts, T, South Carolina (Choice from Pittsburgh)	(126)
*11b. Ernest Hansen, C, Northern Arizona	(131)
*12. Jim Williams, T, North Carolina College	(142)
*13. Dean Hinshaw, T, Stanford	(155)
14. Gary Campbell, QB, Whittier College	(166)
15. Mike Dowdie, LB, Texas	(179)
16. Jim Heinke, T, Wisconsin	(190)
17. Austin Gonsoulin, HB, Baylor	(203)
18. Carl Robinson, T, South Carolina State	(214)
19. Bobby Pate, HB, Presbyterian	(227)
20. Jim Woodward, T, Lamar	(238)

1961 (Dec. 27-28, 1960) (Drafted Alternately 9-10)	
1a. Jimmy Johnson, HB, UCLA (Choice from Pittsburgh)	(6)
1b. Bernie Casey, FB, Bowling Green	(9)
1c. Billy Kilmer, QB, UCLA (Choice from New York via Baltimore)	(11)
2. Roland Lakes, T, Wichita State	(24)
3. Bill Cooper, FB, Muskingum	(37)
4a. Aaron Thomas, E, Oregon State (Choice from Pittsburgh)	(47)
4b. Dale Messer, HB, Fresno State	(52)
*5a. Clark Miller, T, Utah State (Choice from Dallas)	(58)
5b. Bob McCreary, T, Wake Forest	(65)
*6. Mike McClellan, HB, Oklahoma	(80)
7. Ray Purdin, HB, Northwestern	(93)
8. Neill Plumley, T, Oregon	(108)
*9a. Leon Donohue, T, San Jose State (Choice from Pittsburgh)	(118)
9b. Everisto Nino, T, East Texas State	(121)
10. Paul Hynes, HB, Louisiana Tech	(136)
11. Tony Parrilli, LB, Illinois	(149)
*12. Don Coffey, E, Memphis State	(164)
13a. Tommy Hackler, E, Tennessee Tech (Choice from Pittsburgh)	(174)
*13b. Julius Fincke, T, McNeese State	(177)
14. Bill Worrell, T, Georgia	(192)
15. Bob Sams, T, Central Oklahoma	(205)
16. Charlie Fuller, HB, San Francisco State	(220)
17. Tom Jewell, G, Idaho State	(233)
*18. Kay McFarland, RB, Colorado State	(248)
19. Tom Simpson, T, Davidson	(261)
20. Jerry Perry, G, Central Oklahoma	(276)

1962 (December 4, 1961) (Drafted 8th)	
1. Lance Alworth, HB, Arkansas	(8)
2. Ed Pine, LB, Utah	(22)
3. Billy Ray Adams, FB, Mississippi	(36)
*4a. Charlie Sieminski, DT, Penn State (Choice from Dallas)	(46)
*4b. Floyd Dean, LB, Florida	(50)
5a. Ted Woods, HB, Colorado (Choice from St. Louis Cardinals)	(62)
*5b. Mike Lind, FB, Notre Dame	(64)
6a. Keith Luhnaw, FB, Santa Ana (Choice from Washington)	(71)
6b. Jerry Brown, G, Mississippi (Choice from Pittsburgh)	(76)
6c. Bill Winter, G, West Virginia	(78)
7. John Burrell, E, Rice	(92)
8. James Vollenweider, HB, Miami (FL)	(106)
*9. Jim Roberts, T, Mississippi	(120)
10. Regis Coustillac, C, Pittsburgh	(134)
11. Larry Jepson, C, Furman	(148)
12. Milton McPike, E, Kirksville	(162)
13. George Pierovich, LB, California	(176)
14. Dick Easterly, DB, Syracuse	(190)
15. Ray Osborne, T, Mississippi State	(204)
16. Ron Frank, T, South Dakota State	(218)
17. Wally Foltz, E, De Pauw	(232)
18. Gary Brown, T, Illinois	(246)
19. Bob Burton, T, Murray State	(260)
20. Rodger McFarland, DB, Kansas	(274)

1963 (December 3, 1962) (Drafted Alternately 8-7)	
1. Kermit Alexander, HB, UCLA	(8)
2. Walter Rock, G, Maryland	(21)
3. Don Lisbon, HB, Bowling Green	(36)

4. Choice to Chicago	
*4a. Harrison Rosdahl, G, Penn State (Choice from Philadelphia)	(46)
4b. Hugh Campbell, E, Washington State (Choice from Washington)	(50)
*5a. Vern Burke, E, Oregon State	(64)
*5c. Jim Pilot, FB, New Mexico State (Choice from Cleveland via Pittsburgh)	(65)
5b. Gary Moeller, LB, Ohio State (Choice from Chicago)	(66)
6. Pat Emerick, LB, Western Michigan	(77)
7. Ernest DeCourley, DT, Moorehead State	(92)
*8. Roger Locke, E, Arizona State	(105)
*9. John Maczuzak, T, Pittsburgh	(120)
10. Dick Lopour, HB, Huron	(133)
11. Steve Shafer, QB, Utah State	(148)
12. Robert Benton, T, Mississippi State	(161)
13. Dick Shultz, T, Ohio	(176)
14. Bill Tobin, HB, Missouri	(189)
*15. Ollie Ross, FB, West Texas State	(204)
16. Jim Bogdalek, DT, Toledo	(217)
17. Ken Reed, G, Tulsa	(232)
*18. John Sellers, T, Bakersfield J.C.	(245)
19. Bob Price, G, North Texas State	(260)
20. Don Davis, HB, McMurry	(273)

1964 (December 2, 1963) (Drafted 1st)	
1. Dave Parks, E, Texas Tech	(1)
2. George Mira, QB, Miami (FL)	(15)
3. Dave Wilcox, LB, Oregon	(29)
*4. James Wilson, G, Georgia	(43)
5. Rudy Johnson, FB, Nebraska	(57)
*6. Gary Lewis, FB, Arizona State	(71)
7. Hagood Clarke, DB, Florida	(85)
*8a. Bob Daugherty, HB, Tulsa	(99)
8b. Bob Poole, E, Clemson (Choice from Washington)	(102)
9. Howard Mudd, G, Hillsdale	(113)
*10. Fred Polser, T, East Texas State	(127)
11. Dennis Almquist, G, Idaho	(141)
*12. Jim Long, FB, Fresno State	(155)
13. Robert Brown, DT, Arkansas A&M	(169)
14. Ed Beard, T, Tennessee	(183)
15. James Griffin, E, Grambling State	(197)
*16. Cornell Gordon, DB, North Carolina A&T	(211)
*17. Ken Brusven, T, Oregon State	(225)
*18. Jerry Cole, E, Southwest Texas State	(239)
19. Larry Rawson, HB, Auburn	(253)
20. Gene Baker, G, Whitworth	(267)

1965 (November 28, 1964) (Drafted 2nd)	
1a. Ken Willard, FB, North Carolina	(2)
1b. George Donnelly, DB, Illinois (Choice from Cleveland)	(13)
2. Joe Cerne, C, Northwestern	(16)
3a. Bob Schweickert, HB, Virginia Tech (Choice from N.Y. Giants)	(29)
3b. Jim Norton, T, Washington	(30)
3c. Jack Chapple, LB, Stanford (Choice from Baltimore)	(42)
*4. Larry Todd, WR, Arizona State	(44)
*5. Dave McCormick, T, Louisiana State	(58)
6. Choice to Cleveland	
7. Choice to Green Bay	
8. Choice to Minnesota	
9. Wayne Swinford, DB, Georgia	(114)
*10. Robert Cappadona, RB, Northeastern	(128)
*11. Steve Mass, T, Detroit	(142)
*12. Dave Plump, RB, Fresno State	(156)

- 13. Greg Schumacher, LB, Illinois (170)
- 14. Frank Andruski, DB, Utah (184)
- 15. Joe Pabian, T, West Virginia (198)
- *16. Dave Hettema, T, New Mexico (212)
- 17. Len Frketich, E, Oregon State (226)
- *18. Leon Stanridge, E, San Diego State (240)
- 19. Dale Ford, QB-DB, Washington State (254)
- *20. Dennis Duncan, HB, Louisiana College (268)

1966
(November 27, 1965)
(Drafted Alternately 10-11)

- 1. Stan Hindman, DE-G, Mississippi (11)
- *2. Bob Windsor, E, Kentucky (26)
- 3a. Alvin Randolph, DB, Iowa (37)
(Choice from Dallas)
- 3b. Dan Bland, DB, Mississippi State (41)
- *4. Don Parker, G, Virginia (56)
- 5a. Mel Phillips, DB, North Carolina A&T (69)
(Choice from Dallas)
- 5b. Steve Smith, TE, Michigan (71)
- 6. Charles Johnson, DT, Louisville (91)
- 7. Choice to Baltimore
- 8. Dick Witcher, E, UCLA (119)
- 9. Kent Kramer, TE, Minnesota (133)
- 10. Ron Sbranti, LB, Utah (147)
- 11. Preston Ridlehuber, DB, Georgia (166)
- 12. Lyle Loebach, T, Simpson (180)
- *13. Jim Jackson, DB, Western Illinois (194)
- *14. Elmer Collett, C, San Francisco State (208)
- *15. S.T. Saffold, WR, San Jose State (222)
- 16. Jim LeClair, QB, C.W. Post (241)
- *17. Jim Breland, G, Georgia Tech (255)
- *18. Ron Parson, E, Austin Peay (269)
- *19. Dick Fitzgerald, T, Nebraska (283)
- *20. Willie Walker, LB, Baylor (297)

1967
(March 14, 1967)
(Drafted alternately 11-13)

- 1a. Steve Spurrier, QB, Florida (3)
(Choice from Atlanta)
- 1b. Cas Banaszek, TE, Northwestern (11)
- 2. Tom Holzer, T, Louisville (39)
- 3a. Frank Nunley, LB, Michigan (62)
(Choice from Pittsburgh)
- 3b. Bill Tucker, HB, Tennessee A&I (65)
- 4. Wayne Trimble, DB, Alabama (91)
- 5. Choice to Atlanta
- 6. Doug Cunningham, HB, Mississippi (145)
- 7. Milt Jackson, DB, Tulsa (170)
- 8. Walter Johnson, LB, Tuskegee (198)
- 9. Bob Briggs, T, Heidelberg (223)
- 10. Phil Meyers, WR, Northwest Oklahoma (248)
- 11. Ken Carmann, DT, Nebraska-Kearney (276)
- 12. James Hall, LB, Tuskegee (301)
- 13. Rich Gibbs, DB, Iowa (325)
- 14. Dalton Leblanc, WR, Louisiana-Monroe (354)
- 15. Clarence Spencer, WR, Louisville (379)
- 16. Bart Templeman, C, Eastern Montana (404)
- 17. Dan Talbott, QB, North Carolina (432)

1968
(January 30-31, 1968)
(Drafted alternately 14-15)

- 1. Forrest Blue, C, Auburn (15)
- 2. Choice to St. Louis
- 3a. Lance Olssen, T, Purdue (65)
(Choice from Detroit)
- 3b. Skip Vanderbundt, LB, Oregon State (69)
- 4. John Fuller, WR, Lamar (98)
- 5. Dwight Lee, RB, Michigan State (125)

- 6a. Leo Johnson, WR, Tennessee State (141)
(Choice from New Orleans)
- 6b. Bill Belk, DE, Maryland State (153)
- 7. Jerry Richardson, LB, Mississippi (179)
- 8a. Charles Brown, T, Augustana College (SD) (206)
(Choice from N.Y. Giants)
- 8b. Tom Gray, WR, Morehead State (207)
- 9. Casey Boyett, WR, Brigham Young (233)
- 10. Tommy Hart, LB, Morris Brown College (261)
- 11. Dennis Fitzgibbons, G, Syracuse (287)
- 12. Henry Johnson, QB, Fisk (315)
- 13. Tom Mitrakos, C, Pittsburgh (341)
- 14. Alex Moore, RB, Norfolk State (369)
- 15. Clarence Spencer, WR, Louisville (395)
- 16. Tom Rosenow, DT, Northern Illinois (423)
- 17. Dennis Patera, K, Brigham Young (449)

1969
(January 28-29, 1969)
(Drafted 16th)

- 1a. Ted Kwalick, TE, Penn State (7)
(Choice from New Orleans)
- 1b. Gene Washington, WR, Stanford (16)
- 2. Choice to Pittsburgh via Cleveland
- 3. Choice to Dallas
- 4a. Jim Sniadecki, LB, Indiana (86)
(Choice from Detroit)
- 4b. Gene Moore, RB, Occidental College (94)
- 5. Earl Edwards, DT, Wichita State (120)
- 6. Jim Thomas, RB, Texas-Arlington (146)
- 7. Steve Van Sinderen, T, Washington State (172)
- 8. Mike Loper, T, Brigham Young (198)
- 9. Hilton Crawford, DB, Grambling State (224)
- 10. Dave Chapple, K, Santa Barbara (250)
- 11. Willie Peake, T, Alcorn State (276)
- 12. Jack O'Malley, T, Southern California (302)
- 13. Paul Champlin, DB, Eastern Montana (328)
- 14. Tom Black, WR, East Texas State (354)
- 15. Gary Golden, DB, Texas Tech (380)
- 16. Bob Hoskins, LB, Wichita State (406)
- 17. Joe Rushing, LB, Memphis State (432)

1970
(January 27-28, 1970)
(Drafted 9th)

- 1a. Cedrick Hardman, DE, North Texas State (9)
- 1b. Bruce Taylor, DB, Boston (17)
(Choice from Washington)
- 2. Choice to Los Angeles
- 2. John Isenbarger, RB, Indiana (48)
(Choice from Philadelphia via Los Angeles)
- 3. Choice to Kansas City
- 4. Vic Washington, WR, Wyoming (87)
- 5. Gary McArthur, T, Southern California (113)
- 6. Rusty Clark, QB, Houston (139)
- 7. Jim Strong, RB, Houston (165)
- 8. Carter Campbell, LB, Weber State (191)
- 9. Preston Riley, WR, Memphis State (217)
- 10. Larry Schreiber, RB, Tennessee Tech (243)
- 11. Danny Crockett, WR, Toledo (269)
- 12. Bill Tant, T, Dayton (295)
- 13. Jim Vanderslice, LB, Texas Christian (321)
- 14. Jack King, G, Clemson (347)
- 15. Dave Delsignore, WR, Youngstown State (373)
- 16. Scott Perkins, WR, Livingstone (399)
- 17. Mike Culton, P, Laverne (425)

1971
(January 28-29, 1971)
(Drafted alternately 18-19)

- 1. Tim Anderson, CB, Ohio State (23)
- 2a. Ernie Janet, G, Washington (37)
(Choice from Green Bay)

- 2b. Joe Orduna, RB, Nebraska (49)
- 3a. Sam Dickerson, WR, Southern California (55)
(Choice from Philadelphia)
- 3b. Willie Parker, C, North Texas State (75)
- 4. Tony Harris, RB, Toledo (101)
- 5a. Dean Shaternick, T, Kansas State (114)
(Choice from Chicago)
- 5b. George Wells, LB, New Mexico State (122)
(Choice from N.Y. Giants)
- 5c. Marty Huff, LB, Michigan (127)
- 6. Al Bresler, WR, Auburn (153)
- 7. John Watson, T, Oklahoma (179)
- 8. Jim McCann, K, Arizona State (205)
- 9. Therman Couch, LB, Iowa State (231)
- 10a. Ron Cardo, RB, Wisconsin-Oshkosh (236)
(Choice from New Orleans)
- 10b. Ernie Jennings, WR, Air Force (257)
- 11. Joe Reed, QB, Mississippi State (283)
- 12. Jim Bunch, DT, Wisconsin State (309)
- 13. John Bullock, RB, Purdue (335)
- 14. Bill Dunstan, LB, Utah State (361)
- 15. John Lennon, DE, Colgate (387)
- 16. Dave Purcell, DT, Kentucky (414)
- 17. Leroy Charlton, CB, Florida A&M (438)

1972
(February 1-2, 1972)
(Drafted alternately 19-18)

- 1. Terry Beasley, WR, Auburn (19)
- 2a. Ralph McGill, CB, Tulsa (28)
(Choice from N.Y. Giants)
- 2b. Jean Barrett, T, Tulsa (44)
- 3. Allen Dunbar, WR, Southern (71)
- 4. Windlan Hall, CB, Arizona State (96)
- 5. Mike Greene, LB, Georgia (123)
- 6. Jackie Walker, S, Tennessee (148)
- 7. Edgar Hardy, G, Jackson State (175)
- 8. Tom Wittum, P, Northern Illinois (200)
- 9. Jerry Brown, CB, Northwestern (227)
- 10. Steve Williams, DT, Western Carolina (252)
- 11. Tom Laputica, CB, Southern Illinois (279)
- 12. Steve Setzler, DE, St. John's (304)
- 13. Leon Pettigrew, T, San Fernando Valley (331)
- 14. Eric Guthrie, QB, Boise State (356)
- 15. Bob Maddox, DE, Frostburg State (383)
- 16. Ron Davis, G, Virginia State (408)
- 17. Ted Alexander, RB, Langston (435)

1973
(January 30-31, 1973)
(Drafted alternately 18-19)

- 1. Mike Holmes, CB, Texas Southern (18)
- 2. Willie Harper, LB, Nebraska (41)
(Choice from N.Y. Giants)
- 2. Choice to St. Louis
- 3. Choice to Denver via Washington
- 4. Choice to San Diego via Washington
- 5a. Mike Fulk, LB, Indiana (112)
(Choice from Chicago)
- 5b. Ed Beverly, WR, Arizona State (122)
- 6. Arthur Moore, DT, Tulsa (149)
- 7. John Mitchell, LB, Alabama (174)
- 8. David Atkins, RB, Texas-El Paso (201)
- 9. Roger Praetorius, RB, Syracuse (226)
- 10. Charlie Hunt, LB, Florida State (253)
- 11. Tom Dahlberg, RB, Gustavus Adolphus (Sweden) (278)
- 12. Larry Pettus, T, Tennessee State (305)
- 13. Alan Kelson, C, Washington (330)
- 14. Dennis Morrison, QB, Kansas State (357)
- 15. Mike Bettiga, WR, Humboldt State (382)
- 16. Mike Oven, TE, Georgia Tech (409)
- 17. Bob Erickson, G, North Dakota State (434)

1974
(January 29–30, 1974)
(Drafted 10th)

- 1a. Wilbur Jackson, RB, Alabama (9)
- 1b. Bill Sandifer, DT, UCLA (10)
(Choice from New England)
- 2a. Keith Fahnhorst, T, Minnesota (35)
- 2b. Delvin Williams, RB, Kansas (49)
(Choice from Washington)
- 3. Choice to St. Louis
- 4a. Clint Haslerig, WR, Michigan (83)
(Choice from N.Y. Jets via New Orleans)
- 4. Choice to New Orleans
- 4b. Sammy Johnson, RB, North Carolina (90)
(Choice from Green Bay)
- 5. Choice to New Orleans
- 6. Mike Raines, DT, Alabama (138)
- 7. Kermit Johnson, RB, UCLA (166)
- 8. Jim Schnietz, G, Missouri (191)
- 9. Manfred Moore, RB, Southern California (216)
- 10. Glenn Gaspard, LB, Texas (244)
- 11. Greg Battle, S, Colorado State (269)
- 12. Tom Hull, LB, Penn State (294)
- 13. Tom Owen, QB, Wichita State (322)
- 14. Walt Williamson, DE, Michigan (347)
- 15. Leonard Gray, TE, Long Beach State (372)
- 16. Jack Connors, DB, Oregon (400)
- 17. Levi Stanley, G, Hawaii (425)

1975
(January 28–29, 1975)
(Drafted alternately 10–9)

- 1. Jimmy Webb, DT, Mississippi State (10)
- 2. Greg Collins, LB, Notre Dame (35)
- 3. Choice to N.Y. Giants
- 3a. Jeff Hart, T, Oregon State (71)
(Choice from Buffalo)
- 3b. Steve Mike–Mayer, K, Maryland (72)
(Choice from Washington)
- 3c. Wayne Baker, DT, Brigham Young (74)
(Choice from St. Louis)
- 4a. Cleveland Elam, DE, Tennessee State (85)
(Choice from New Orleans)
- 4b. Frank Oliver, DB, Kentucky State (87)
- 5. Wayne Bullock, RB, Notre Dame (114)
- 6. Choice to Kansas City
- 7. Choice to Buffalo
- 8. Preston Kendrick, LB, Florida (191)
- 9a. James Johnson, DB, Tennessee State (218)
- 9b. Dan Natale, TE, Penn State (223)
(Choice from Philadelphia)
- 9c. Ceasar Douglas, T, Illinois Wesleyan (230)
(Choice from St. Louis)
- 10. Donnie Layton, RB, South Carolina State (243)
- 11. Gene Hernandez, DB, Texas Christian (270)
- 12. Rick Worley, QB, Howard Payne (295)
- 13. Dale Mitchell, LB, Southern California (322)
- 14. David Henson, WR, Abilene Christian (347)
- 15. Rich Lavin, TE, Western Illinois (374)
- 16. Choice to Baltimore
- 17. Choice to Baltimore

1976
(April 8–9, 1976)
(Drafted alternately 4–3)

- 1. Choice to New England
- 1. Choice from Houston to New England
- 2a. Randy Cross, C, UCLA (42)
- 2b. Eddie Lewis, CB, Kansas (57)
(Choice from Tampa Bay)
- 3. Choice from New Orleans to Kansas City
- 3. Choice to Dallas
- 4. Steve Rivera, WR, California (100)
(Choice from Philadelphia)

- 4. Choice to N.Y. Giants
- 5. Choice to Cincinnati
- 5. Tony Leonard, CB, Virginia Union (140)
(Choice from Detroit)
- 6a. Robert Pennywell, LB, Grambling State (168)
- 6b. Scott Bull, QB, Arkansas (177)
(Choice from St. Louis)
- 7. Jay Chesley, DB, Vanderbilt (194)
- 8. John Ayers, T, West Texas State (223)
- 9. Kenny Harrison, WR, Southern Methodist (250)
- 10. Robin Ross, T, Washington State (275)
- 11. Paul Hofer, RB, Mississippi (305)
- 12. Gerald Loper, G, Florida (332)
- 13. Larry Brumfield, CB, Indiana State (359)
- 14. Johnny Miller, LB, Livingstone College (389)
- 15. Howard Stidham, LB, Tennessee Tech (416)
- 16. Reggie Lewis, DE, San Diego State (443)
- 17. Darryl Jenkins, RB, San Jose State (473)

1977
(May 3–4, 1977)
(Drafted 16th)

- 1. Choice to New England
- 2. Choice to New England
- 3. Elmo Boyd, WR, Eastern Kentucky (65)
(Choice from Houston)
- 3. Choice to N.Y. Jets
- 4. Stan Black, S, Mississippi State (100)
- 5. Choice to Buffalo
- 6a. Mike Burns, CB, Southern California (141)
(Choice from Buffalo)
- 6b. Jim Harlan, C, Howard Payne (155)
- 7. Jim VanWagner, RB, Michigan Tech (183)
- 8. Choice to N.Y. Giants
- 9. David Posey, K, Florida (239)
- 10. Choice to Tampa Bay
- 11. Brian Billick, TE, Brigham Young (295)
- 12. Scott Martin, G, North Dakota (323)

1978
(May 2–3, 1978)
(Drafted 7th)

- 1a. Ken McAfee, TE, Notre Dame (7)
- 1b. Dan Bunz, LB, Long Beach State (24)
(Choice from Miami)
- 2. Choice to Buffalo
- 2. Walt Downing, G, Michigan (47)
(Choice from Chicago)
- 3. Choice to Buffalo
- 3. Ernie Hughes, G, Notre Dame (79)
(Choice from Baltimore)
- 4. Terry LeCount, WR, Florida (91)
- 5. Choice to Baltimore
- 5a. Archie Reese, DT, Clemson (127)
(Choice from Houston via Kansas City and Chicago)
- 5b. Bruce Threadgill, DB, Mississippi State (133)
(Choice from Miami)
- 6. Choice from Minnesota to Washington
- 6. Elliott Walker, RB, Pittsburgh (148)
- 7. Fred Quillan, C, Oregon (175)
- 8. Choice to Washington
- 9a. Herman Redden, DB, Howard (229)
- 9b. Dean Moore, LB, Iowa (233)
(Choice from Detroit)
- 9c. Steve McDaniels, T, Notre Dame (249)
(Choice from Denver)
- 10. Mike Connell, P, Cincinnati (260)
- 11. Willie McCray, DE, Troy State (287)
- 12. Dan Irons, T, Texas Tech (314)

1979
(May 3–4, 1979)
(Drafted 1st)

- 1. Choice to Buffalo
- 2. James Owens, RB, UCLA (29)
- 3. Choice to Seattle
- 3. Joe Montana, QB, Notre Dame (82)
(Choice from Dallas via Seattle)
- 4. Choice to Buffalo
- 5a. Tom Seabron, LB, Michigan (111)
- 5b. Jerry Aldridge, RB, Angelo State (119)
(Choice from Detroit)
- 6. Ruben Vaughan, DT, Colorado (138)
- 7. Phil Francis, RB, Stanford (166)
- 8. Choice to Green Bay
- 9. Steve Hamilton, DT, Missouri (221)
- 10a. Dwight Clark, WR, Clemson (249)
- 10b. Howard Ballage, CB Colorado (252)
(Choice from Tampa Bay)
- 11. Billy McBride, DB, Tennessee State (276)
- 12. Rod Connors, RB, Southern California ('78 Supplemental Draft)

1980
(April 29–30, 1980)
(Drafted alternately 2–1)

- 1. Choice to N.Y. Jets
- 1a. Earl Cooper, RB, Rice (13)
(Choice from N.Y. Jets)
- 1b. Jim Stuckey, DE, Clemson (20)
(Choice from Denver via N.Y. Jets)
- 2. Choice to Buffalo
- 2. Choice from Detroit to Minnesota
- 2. Keena Turner, LB, Purdue (39)
(Choice from Minnesota)
- 3. Choice to Los Angeles
- 3a. Jim Miller, P, Mississippi (65)
(Choice from Minnesota)
- 3b. Craig Puki, LB, Tennessee (77)
(Choice from Washington via Los Angeles)
- 4a. Ricky Churchman, S, Texas (84)
- 4b. David Hodge, LB, Houston (98)
(Choice from New England via Los Angeles)
- 5. Ken Times, DT, Southern (112)
- 6. Herb Williams, CB, Southern (139)
- 7. Choice to Cincinnati
- 8. Choice to Oakland.
- 8. Bobby Leopold, LB, Notre Dame (210)
(Choice from Oakland)
- 9. Choice to Detroit via Kansas City
- 9. Dan Hartwig, QB, Cal Lutheran (237)
(Choice from Oakland)
- 10. Choice to Pittsburgh
- 11. Choice to Miami
- 12. Choice to Pittsburgh

1981
(April 28–29, 1981)
(Drafted alternately 8–10)

- 1. Ronnie Lott, DB, Southern California (8)
- 2a. John Harty, DT, Iowa (36)
(Choice from Washington)
- 2. Choice to Chicago
- 2b. Eric Wright, DB, Missouri (40)
(Choice from Chicago)
- 3. Carlton Williamson, DB, Pittsburgh (65)
- 4. Choice to Dallas
- 5a. Lynn Thomas, DB, Pittsburgh (121)
- 5b. Arrington Jones, RB, Winston–Salem State (122)
(Choice from Chicago)
- 6. Pete Kugler, DT, Penn State (147)
- 7. Choice to Philadelphia
- 8. Garry White, RB, Minnesota (203)

- 9. Choice to Cincinnati
- 10. Choice to Baltimore
- 11. Ron DeBose, TE, UCLA (286)
- 12a. Major Ogilvie, RB, Alabama (313)
- 12b. Joe Adams, QB, Tennessee State (322)
(Choice from Pittsburgh)

1982
(April 27–28, 1982)
(Drafted 27th)

- 1. Choice to New England
- 2. Bubba Paris, T, Michigan (29)
(Choice from New England)
- 2. Choice from Washington to New England
- 2. Choice to New England
- 3. Choice to San Diego
- 4. Choice to New England
- 5. Newton Williams, RB, Arizona State (139)
- 6. Vince Williams, RB, Oregon (151)
(Choice from Oakland)
- 6. Choice to New Orleans
- 7. Ron Ferrari, LB, Illinois (195)
- 8. Choice to New Orleans
- 9. Bryan Clark, QB, Michigan State (251)
- 10a. Dana McLemore, DB, Hawaii (269)
(Choice from Tampa Bay)
- 10b. Tim Barbian, DT, Western Illinois (279)
- 11. Gary Gibson, LB, Arizona (306)
- 12. Tim Washington, CB, Fresno State (334)

1983
(April 26–27, 1983)
(Drafted alternately 5–8)

- 1. Choice to San Diego
- 2. Choice to L.A. Rams
- 2. Roger Craig, RB, Nebraska (49)
(Choice from San Diego)
- 3. Blanchard Montgomery, LB, UCLA (59)
(Choice from L.A. Rams)
- 3. Choice to L.A. Rams
- 4. Choice from Denver to L.A. Rams
- 4. Tom Holmoe, DB, Brigham Young (90)
- 5. Riki Ellison, LB, Southern California (117)
- 6. Choice to Tampa Bay
- 7. Gary Moten, LB, Southern Methodist (175)
- 8. Choice to San Diego
- 9. Mike Mularkey, TE, Florida (229)
- 9. Choice from Cleveland to Chicago
- 10. Jeff Merrill, NT, Nebraska (259)
- 11. Jesse Sapolu, C, Hawaii (289)
- 12. Choice to Chicago

1984
(May 1–2, 1984)
(Drafted alternately 23–24)

- 1. Todd Shell, LB, Brigham Young (24)
- 2. Choice to L.A. Raiders
- 2. John Frank, TE, Ohio State (56)
(Choice from L.A. Raiders)
- 3. Guy McIntyre, G, Georgia (73)
(Choice from St. Louis)
- 3. Choice to St. Louis
- 4. Choice from Tampa Bay to Seattle
- 4. Choice to San Diego
- 5a. Michael Carter, DT, Southern Methodist (121)
(Choice from Atlanta)
- 5. Choice from Denver to Atlanta
- 5. Choice to St. Louis
- 5b. Jeff Fuller, LB, Texas A&M (139)
(Choice from Washington via L.A. Raiders)
- 6. Choice to Atlanta
- 7. Choice to New England
- 8. Choice to San Diego

- 9a. Lee Miller, DB, Fullerton State (239)
(Choice from Chicago)
- 9b. Derrick Harmon, RB, Cornell (248)
- 10. Dave Moritz, WR, Iowa (275)
- 11. Kirk Pendleton, WR, Brigham Young (304)
- 12. Choice from Chicago to Miami
- 12. Choice to San Diego

U.S.F.L. Supplemental Draft
(June 5, 1984)
(Drafted 24th, 51st and 80th)

- 1. Derrick Crawford, WR, Memphis State (24)
(From Memphis Showboats)
- 2. Joe Conwell, T, North Carolina (51)
(From Philadelphia Stars)
- 3. Mark Schellen, RB, Nebraska (80)
(From New Orleans Breakers)

1985
(April 30–May 1, 1985)
(Drafted 28th)

- 1. Jerry Rice, WR, Mississippi Valley State (16)
(Choice from New England)
- 1. Choice to New England
- 2. Choice to New England
- 3. Ricky Moore, FB, Alabama (75)
(Choice from New England)
- 3. Choice to New England
- 4. Choice to Buffalo
- 5. Bruce Collie, T, Texas–Arlington (140)
- 6. Scott Barry, QB, California–Davis (168)
- 7. Choice to San Diego
- 8. Choice to New England
- 9. Choice to San Diego
- 10. Choice to Seattle
- 11. David Wood, DE, Arizona (308)
- 12. Donald Chumley, DT, Georgia (336)

1986
(April 29–30, 1986)
(Drafted 18th)

- 1. Choice to Dallas
- 1. Choice from Dallas to Buffalo
- 2. Choice from Buffalo to Detroit
- 2. Larry Roberts, DE, Alabama (39)
(Choice from Detroit)
- 2. Choice to Washington
- 3a. Tom Rathman, FB, Nebraska (56)
(Choice from Buffalo)
- 3b. Tim McKyer, CB, Texas–Arlington (64)
(Choice from Philadelphia)
- 3. Choice from Detroit to L.A. Rams
- 3c. John Taylor, WR, Delaware State (76)
- 4a. Charles Haley, LB, James Madison (96)
(Choice from Cleveland via L.A. Rams)
- 4b. Steve Wallace, T, Auburn (101)
(Choice from Washington via L.A. Rams)
- 4c. Kevin Fagan, DT, Miami (FL) (102)
- 5. Choice to San Diego
- 5. Pat Miller, LB, Florida (131)
(Choice from Dallas)
- 6. Choice to Washington
- 6. Don Griffin, S, Middle Tennessee State (162)
(Choice from N.Y. Jets)
- 7. Choice to New England
- 8a. Jim Popp, TE, Vanderbilt (203)
(Choice from Philadelphia)
- 8b. Roosevelt Snipes, RB, Florida State ('85 Supplemental Draft)
- 9. Tony Cherry, RB, Oregon (240)
- 10a. Elliston Stinson, WR, Rice (267)
- 10b. Harold Hallman, LB, Auburn (270)
(Choice from Washington)
- 11. Choice to San Diego
- 12. Choice to Tampa Bay

1987
(April 28, 1987)
(Drafted 22nd)

- 1a. Harris Barton, T, North Carolina (22)
- 1b. Terrence Flagler, RB, Clemson (25)
(Choice from Washington)
- 2. Jeff Bregel, G, Southern California (37)
(Choice from Philadelphia)
- 2. Choice to Tampa Bay
- 3. Choice to Buffalo
- 4. Choice to Tampa Bay
- 5. Paul Jokisch, WR, Michigan (134)
- 6. Bob White, LB, Penn State (162)
- 7. Steve DeLine, K, Colorado State (189)
- 8. David Grayson, LB, Fresno State (217)
- 9. Jonathan Shelley, CB, Mississippi (245)
- 10. John Paye, QB, Stanford (275)
(Choice from New England via L.A. Raiders)
- 11. Choice to L.A. Raiders from Phi. via 49ers
- 11. Calvin Nicholas, WR, Grambling State (301)
- 12. Choice to L.A. Raiders

1988
(April 24–25, 1988)
(Drafted 25th)

- 1. Choice to L.A. Raiders
- 2a. Daniel Stubbs, DE, Miami (FL) (33)
(Choice from L.A. Raiders)
- 2b. Pierce Holt, DT, Angelo State (39)
(Choice from Philadelphia via Tampa Bay)
- 2. Choice to Tampa Bay
- 3. Bill Romanowski, LB, Boston College (80)
- 4. Barry Helton, P, Colorado (102)
(Choice from Chicago via L.A. Raiders)
- 4. Choice to Tampa Bay
- 5. Choice to N.Y. Jets
- 5. Choice to Buffalo
- 6. Choice to Tampa Bay
- 7. Kevin Bryant, LB, Delaware State (191)
- 8. Larry Clarkson, T, Montana (219)
- 9. Brian Bonner, LB, Minnesota (247)
- 10. Tim Foley, K, Georgia Southern (275)
- 11. Chet Brooks, CB, Texas A&M (303)
- 12. George Mira Jr., LB, Miami (FL) (331)

1989
(April 30–May 1, 1989)
(Drafted 28th)

- 1. Keith DeLong, LB, Tennessee (28)
- 2. Wesley Walls, TE, Mississippi (56)
- 3. Keith Henderson, RB, Georgia (84)
- 4. Mike Barber, WR, Marshall (112)
- 5. Johnny Jackson, DB, Houston (122)
(Choice from L.A. Raiders)
- 5. Choice to L.A. Raiders
- 6. Steve Hendrickson, LB, California (167)
- 7. Choice to San Diego
- 8. Choice to L.A. Raiders
- 9. Rudy Harmon, LB, Louisiana State (251)
- 10. Andy Sinclair, C, Stanford (279)
- 11a. Jim Bell, RB, Boston College (289)
(Choice from L.A. Raiders)
- 11b. Norm McGee, WR, North Dakota (307)
- 12. Antonio Gross, LB, North Carolina (319)
(Choice from L.A. Raiders)
- 12. Choice to L.A. Raiders

1990
(April 22–23, 1990)
(Drafted 28th)

- 1. Dexter Carter, RB, Florida State (25)
- 2a. Dennis Brown, DT, Washington (47)
(Choice from Minnesota via Dallas)

- 2b. Eric Davis, DB, Jacksonville State (53)
- 3. Ronald Lewis, WR, Florida State (68)
(Choice from Kansas City via Dallas)
- 3. Choice to Dallas
- 4. Dean Caliguire, C, Pittsburgh (92)
(Choice from L.A. Raiders)
- 4. Choice to L.A. Raiders
- 5. Choice to L.A. Raiders
- 6. Frank Pollack, T, Northern Arizona (165)
- 7. Choice to San Diego
- 8. Dwight Pickens, WR, Fresno State (220)
- 9. Odell Haggins, DT, Florida State (248)
- 10. Martin Harrison, DE, Washington (276)
- 11. Anthony Shelton, DB, Tennessee State (289)
(Choice from Miami)
- 11. Choice to Dallas
- 12. Choice to L.A. Raiders

1991
(April 21–22, 1991)
(Drafted 26th)

- 1. Ted Washington, DT, Louisville (25)
- 2a. Ricky Watters, RB, Notre Dame (45)
(Choice from Cincinnati)
- 2. Choice to Cincinnati
- 2b. John Johnson, LB, Clemson (53)
- 3. Choice to Green Bay
- 4. Mitch Donahue, LB, Wyoming (95)
(Choice from Green Bay)
- 4. Choice to Cincinnati
- 5a. Merton Hanks, DB, Iowa (122)
(Choice from Green Bay)
- 5b. Harry Boatswain, T, New Haven (137)
- 6. Scott Bowles, T, North Texas State (165)
- 7. Sheldon Canley, RB, San Jose State (193)
- 8. Tony Hargain, WR, Oregon (221)
- 9. Louis Riddick, S, Pittsburgh (248)
- 10. Byron Holdbrooks, DT, Alabama (276)
- 11. Bobby Slaughter, WR, Louisiana Tech (304)
- 12. Cliff Confer, DE, Michigan State (332)

1992
(April 26–27, 1992)
(Drafted 18th)

- 1. Dana Hall, S, Washington (18)
- 2. Amp Lee, RB, Florida State (45)
- 3. Brian Bollinger, G, North Carolina (76)
- 4. Mark Thomas, DE, North Carolina State (89)
(Choice from Green Bay)
- 4. Choice to Green Bay
- 5. Choice to Green Bay
- 6. Choice to Green Bay
- 6. Damien Russell, S, Virginia Tech (151)
(Choice from Pittsburgh)
- 7. Choice to Pittsburgh
- 8. Choice to Pittsburgh (from Green Bay)
- 8. Choice to Pittsburgh
- 9. Darian Hagan, WR, Colorado (242)
- 10. Corey Mayfield, NT, Oklahoma (269)
- 11. Tom Covington, TE, Georgia Tech (300)
- 12. Matt LaBounty, DE, Oregon (327)

1993
(April 25–26, 1993)
(Drafted 26th)

- 1. Choice to Phoenix from Kansas City
- 1. Choice to New Orleans from Phoenix
- 1a. Dana Stubblefield, DE, Kansas (26)
(Choice from New Orleans)
- 1b. Todd Kelly, DE, Tennessee (27)
- 2. Choice to San Diego from L.A. Raiders
- 2. Adrian Hardy, CB, Northwestern State (48)
(Choice from San Diego)

- 2. Choice to Green Bay
- 2. Choice to L.A. Raiders from Dallas
- 3. Choice to L.A. Raiders from New Orleans
- 3. Choice to San Diego
- 4. Choice to San Diego
- 5. Artie Smith, DE, Louisiana Tech (116)
(Choice from Phoenix)
- 5. Choice to San Diego
- 6. Chris Dalman, G, Stanford (166)
- 7. Troy Wilson, DE, Pittsburgh State (KS) (194)
- 8. Elvis Grbac, QB, Michigan (219)
(Choice from Minnesota)
- 8. Choice to San Diego

1994
(April 24–25, 1994)
(Drafted 23rd)

- 1a. Bryant Young, DT, Notre Dame (7)
(Choice from Atl. via Ind. & L. A. Rams)
- 1. Choice to L.A. Rams from San Diego
- 1. Choice to Dallas
- 1b. William Floyd, RB, Florida State (28)
(Choice from Dallas)
- 2a. Kevin Mitchell, LB, Syracuse (53)
(Choice from Green Bay)
- 2. Choice to L.A. Rams
- 2b. Tyrone Drakeford, DB, Virginia Tech (62)
(Choice from Dallas)
- 3. Compensatory Choice to Green Bay
- 3a. Doug Brien, K, California (85)
(Compensatory Choice)
- 3b. Cory Fleming, WR, Tennessee (87)
(Choice from Denver)
- 3. Choice to Kansas City
- 3. Choice to Denver from Dallas
- 3. Compensatory Choice to L.A. Rams from Phi.
- 4. Choice to L.A. Raiders
- 5. Choice to Green Bay from Denver
- 5. Anthony Peterson, LB, Notre Dame (153)
- 6. Choice to Green Bay from San Diego
- 6. Lee Woodall, LB, West Chester (182)
- 6. Compensatory choice to Green Bay from Philadelphia
- 7. Choice to Dallas

1995
(April 22–23, 1995)
(Drafted 23rd)

- 1. J.J. Stokes, WR, UCLA (10)
(Choice from Atlanta via Cleveland)
- 1. Choice to Cleveland
- 2. Choice to L.A. Rams
- 3. Choice to Cleveland
- 4. Choice to Cleveland from Kansas City
- 4. Tim Hanshaw, TE, Brigham Young (127)
- 5. Choice to Detroit
- 6. Antonio Armstrong, LB, Texas A&M (201)
- 7. Herb Coleman, DE, Trinity (TX) (238)

1996
(April 20–21, 1996)
(Drafted 23rd)

- 1. Choice to Baltimore
- 2. Israel Ifeanyi, DE, Southern California (46)
(Choice from Oakland)
- 2. Choice to Oakland
- 3. Terrell Owens, WR, Tennessee–Chattanooga (89)
- 4. Choice to Oakland
- 4. Daryl Price, DE, Colorado (128)
(Compensatory Choice)
- 5. Iheanyi Uwaezueke, WR, California (160)
- 6. Stephen Pitts, RB, Penn State (198)
- 7a. Sean Manuel, LB, New Mexico State (239)
- 7b. Sam Manuel, LB, New Mexico State (254)
(Compensatory Choice)

1997
(April 19–20, 1997)
(Drafted Alternately 26–27)

- 1. Jim Druckenmiller, QB, Virginia Tech (26)
- 2. Marc Edwards, FB, Notre Dame (55)
(Choice from Philadelphia)
- 2. Choice to Philadelphia
- 3. Greg Clark, TE, Stanford (77)
(Choice from Indianapolis)
- 3. Choice to Indianapolis
- 4. Choice to Miami
- 5. Choice to Indianapolis
- 6. Choice to Philadelphia
- 7. Choice to Philadelphia

1998
(April 18–19, 1998)
(Drafted Alternately 28–29)

- 1. R.W. McQuarters, CB, Oklahoma State (28)
- 2. Jeremy Newberry, C, California (58)
- 3. Chris Ruhman, T, Texas A&M (89)
- 4. Lance Schulters, DB, Hofstra (119)
- 5. Phil Ostrowski, G, Penn State (151)
- 6. Fred Beasley, RB, Auburn (180)
- 7. Choice to Chicago
- 7. Ryan Thelwell, WR, Minnesota (215)
(Choice from Pittsburgh via Atlanta)

1999
(April 17–18, 1999)
(Drafted 27th)

- 1. Reggie McGrew, DT, Florida (24)
(Choice from Miami)
- 1. Choice to Miami
- 2. Choice to Denver
- 3. Chike Okeafor, DE, Purdue (89)
- 4. Choice to Indianapolis
- 4a. Anthony Parker, DB, Weber State (99)
(Choice from Indianapolis)
- 4b. Pierson Prioleau, DB, Virginia Tech (110)
- 4. Choice to Cleveland
- 5. Choice to Miami
- 5a. Terry Jackson, RB, Florida (157)
(Choice from Miami)
- 5b. Tyrone Hopson, G, Eastern Kentucky (161)
- 6. Tai Streets, WR, Michigan (171)
- 6. Choice to Atlanta
- 7. Kory Minor, LB, Notre Dame (234)

2000
(April 15–16, 2000)
(Drafted Alternately 3–4)

- 1. Choice to Washington
- 1. Choice to NYJ from Car. via Was.
- 1a. Julian Peterson, LB, Michigan State (16)
(Choice from NE via NYJ)
- 1b. Ahmed Plummer, CB, Ohio State (24)
(Choice from Washington)
- 2a. John Engelberger, DE, Virginia Tech (35)
- 2b. Jason Webster, CB, Texas A&M (48)
(Choice from New York Jets)
- 3a. Giovanni Carmazzi, QB, Hofstra (65)
- 3b. Jeff Ulbrich, LB, Hawaii (86)
(Choice from Seattle)
- 4. Choice to Green Bay
- 4. John Keith, S, Furman (108)
(Choice from New York Jets via Green Bay)
- 4. Choice to Seattle from Washington
- 5a. Paul Smith, RB, Texas–El Paso (132)
- 5b. John Milem, DE, Lenoir–Rhyne (150)
(Choice from Baltimore via Detroit, St. Louis & Chicago)
- 5. Choice to Denver from Washington via Seattle
- 6. Choice to Chicago

- 7. Choice to Cleveland via Chicago
- 7a. Tim Rattay, QB, Louisiana Tech (212)
(Choice from New England via Philadelphia)
- 7b. Brian Jennings, TE, Arizona State (230)
(Choice from Miami)

2001
(April 21–22, 2001)
(Drafted Alternately 9–10)

- 1. Andre Carter, DE, California (7)
(Choice from Dallas via Seattle)
- 1. Choice to Seattle
- 2. Choice to Green Bay
- 2. Jamie Winborn, LB, Vanderbilt (47)
(Choice from Green Bay)
- 3. Choice to Green Bay
- 3. Kevan Barlow, RB, Pittsburgh (80)
(Choice from Green Bay)
- 3. Choice to Sea. from NO via GB
- 4. Choice to Green Bay
- 5. Choice Forfeited
- 6a. Cedrick Wilson, WR, Tennessee (169)
(Choice from Chicago)
- 6. Choice to Detroit via New England
- 6b. Rashad Holman, CB, Louisville (179)
(Choice from Green Bay)
- 6c. Menson Holloway, DE, Texas–El Paso (191)
(Choice from Oakland via Seattle)
- 7a. Alex Lincoln, LB, Auburn (209)
(Choice from Seattle)
- 7. Choice to Sea. from STL via GB
- 7b. Eric Johnson, TE, Yale (224)
(Choice from Miami via Washington)

2002
(April 20–21, 2002)
(Drafted 27th)

- 1. Mike Rumph, CB, Miami (FL) (27)
- 2. Choice to Buffalo
- 3. Saleem Rasheed, LB, Alabama (69)
(Choice from Buffalo)
- 3. Choice Forfeited
- 4a. Jeff Chandler, K, Florida (102)
(Choice from Buffalo)
- 4b. Kevin Curtis, S, Texas Tech (127)
- 5a. Brandon Doman, QB, Brigham Young (163)
- 5b. Josh Shaw, DT, Michigan State (172)
(Compensatory Choice)
- 6. Mark Anelli, TE, Wisconsin (201)
- 7a. Eric Heitmann, G, Stanford (239)
- 7b. Kyle Kosier, G, Arizona State (249)
(Compensatory Choice)
- 7c. Teddy Gaines, DB, Tennessee (256)
(Compensatory Choice)

2003
(April 26–27, 2003)
(Drafted 26th)

- 1. Kwame Harris, T, Stanford (26)
- 2. Anthony Adams, DT, Penn State (57)
- 3. Andrew Williams, DE, Miami (FL) (89)
- 4. Brandon Lloyd, WR, Illinois (124)
- 5. Aaron Walker, TE, Florida (161)
- 6. Arnaz Battle, WR, Notre Dame (197)
- 7. Ken Dorsey, QB, Miami (FL) (241)

2004
(April 24–25, 2004)
(Drafted Alternately 16–15–14)

- 1. Choice to Philadelphia
- 1. Choice to Carolina from Philadelphia
- 1. Rashaun Woods, WR, Oklahoma State (31)
(Choice from Carolina)
- 2a. Justin Smiley, G, Alabama (46)
- 2b. Shawntae Spencer, CB, Pittsburgh (58)
(Choice from Philadelphia)

- 3. Derrick Hamilton, WR, Clemson (77)
- 4a. Isaac Sopoaga, DT, Hawaii (104)
(Choice from Was. and NE via Chi.)
- 4. Choice to Chicago
- 4b. Richard Seigler, LB, Oregon State (127)
(Choice from Carolina)
- 5. Choice to Chicago
- 6. Choice to Green Bay
- 6a. Andy Lee, P, Pittsburgh (188)
(Choice from Dallas via Green Bay)
- 6b. Keith Lewis, S, Oregon (198)
(Compensatory Choice)
- 7a. Cody Pickett, QB, Washington (217)
- 7b. Christian Ferrara, DT, Syracuse (226)
(Choice from Green Bay)

2005
(April 23–24, 2005)
(Drafted 1st)

- 1. Alex Smith, QB, Utah (1)
- 2. David Baas, G/C, Michigan (33)
- 3a. Frank Gore, RB, Miami (FL) (65)
- 3b. Adam Snyder, G, Oregon (94)
(Choice from Philadelphia)
- 4. Choice to Philadelphia (102)
- 5a. Ronald Fields, DT, Mississippi State (137)
- 5b. Rasheed Marshall, WR, West Virginia (174)
- 6. Choice to Oak. through Phil., GB and NE
- 6. Derrick Johnson, DB, Washington (205)
(Choice from Philadelphia)
- 7a. Daven Holly, DB, Cincinnati (215)
- 7b. Marcus Maxwell, WR, Oregon (223)
(Choice from Detroit)
- 7c. Patrick Estes, TE, Virginia (248)
- 7d. Billy Bajema, TE, Oklahoma State (249)

2006
(April 29–30, 2006)
(Drafted 6th)

- 1a. Vernon Davis, TE, Maryland (6)
- 1b. Manny Lawson, LB, North Carolina State (22)
(Choice from Washington through Denver)
- 2. Choice to Atlanta via G.B. and Denver
- 3. Brandon Williams, WR, Wisconsin (84)
(Choice from Washington)
- 4. Michael Robinson, RB, Penn State (100)
- 5. Parys Haralson, LB, Tennessee (140)
- 6a. Delanie Walker, TE, Central Missouri State (175)
- 6b. Marcus Hudson, S, North Carolina State (192)
(Choice from Tampa Bay)
- 6c. Melvin Oliver, DE, Louisiana State (197)
(Choice from Jacksonville)
- 7. Vickiel Vaughn, S, Arkansas (254)

2007
(April 28–29, 2007)
(Drafted 11th)

- 1a. Patrick Willis, LB, Mississippi (11)
- 1b. **Joe Staley, T, Central Michigan (28)**
(Choice from New England)
- 2. Choice to Indianapolis (42)
- 3a. Jason Hill, WR, Washington State (76)
- 3b. Ray McDonald, DE, Florida (97)
(Compensatory Choice)
- 4a. Jay Moore, LB, Nebraska (104)
(Choice from Washington)
- 4. Choice to New England (110)
- 4. Choice to Seattle (124)
- 4b. Dashon Goldson, S, Washington (126)
(Choice from NE through Ind.)
- 4c. Joe Cohen, DT, Florida (135)
(Compensatory Choice)
- 5. Tarell Brown, CB, Texas (147)
- 6. Thomas Clayton, RB, Kansas State (186)
- 7. Choice to Cleveland (213)

2008
(April 26–27, 2008)
(Drafted 29th)

- 1. Choice to New Orleans via New England (10)
- 1. Kentwan Balmer, DT, North Carolina (29)
(Choice from Indianapolis)
- 2. Chilo Rachal, G, Southern California (39)
- 3. Choice to Chicago
- 3. Reggie Smith, CB, Oklahoma (75)
(Choice from Chicago)
- 4. Cody Wallace, C, Texas A&M (107)
- 5. Choice Forfeited (142)
- 6. Joshua Morgan, WR, Virginia Tech (174)
- 7. Larry Grant, LB, Ohio State (214)

2009
(April 25–26, 2009)
(Drafted 10th)

- 1. Michael Crabtree, WR, Texas Tech (10)
- 2. Choice to Carolina (43)
- 3. Glen Coffee, RB, Alabama (74)
- 4. Choice to Carolina (111)
- 5a. Scott McKillop, LB, Pittsburgh (146)
- 5b. Nate Davis, QB, Ball State (171)
- 6. Bear Pascoe, TE, Fresno State (184)
- 7a. Curtis Taylor, S, Louisiana State (219)
- 7b. Ricky Jean Francois, DE, Louisiana State (244)

2010
(April 22–24, 2010)
(Drafted 13th)

- 1a. Anthony Davis, T, Rutgers (11)
(Choice from Denver)
- 1. Choice to Denver (13)
- 1b. Mike Iupati, G, Idaho (17)
(Choice from Carolina)
- 2. Taylor Mays, S, Southern California (49)
- 3. Choice to San Diego (73)
- 3. **NaVorro Bowman, LB, Penn State (91)**
(Choice from San Diego)
- 4. Choice to Denver (113)
- 5. Choice to Miami (145)
- 6a. Anthony Dixon, RB, Mississippi State (173)
(Choice from San Diego)
- 6b. Nate Byham, TE, Pittsburgh (182)
- 6c. Kyle Williams, WR, Arizona State (206)
(Compensatory Choice)
- 7. Phillip Adams, CB, South Carolina State (224)

2011
(April 28–30, 2011)
(Drafted 7th)

- 1. Aldon Smith, LB, Missouri (7)
- 2. Colin Kaepernick, QB, Nevada (36)
(Choice from Denver)
- 2. Choice to Denver (45)
- 3. Choice to Jacksonville (76)
- 3. Chris Culliver, CB, South Carolina (80)
(Choice from Jacksonville)
- 4. Choice to Denver (108)
- 4. Kendall Hunter, RB, Oklahoma State (115)
(Choice from San Diego)
- 5. Choice to Denver (141)
- 5. **Daniel Kilgore, G, Appalachian State (163)**
(Choice from Green Bay)
- 6. Choice to Green Bay (174)
- 6a. Ronald Johnson, WR, Southern California (182)
(Choice from Jacksonville)
- 6b. Colin Jones, S, Texas Christian (190)
(Choice from Seattle)
- 7a. Bruce Miller, FB, Central Florida (211)
- 7. Choice to Green Bay through Detroit (231)
- 7b. Michael Person, G, Montana State (239)
(Compensatory Choice)
- 7c. Curtis Holcomb, CB, Florida A&M (250)
(Compensatory Choice)

2012
(April 26–28, 2012)
(Drafted 30th)

- 1. A.J. Jenkins, WR, Illinois (30)
- 2. LaMichael James, RB, Oregon (61)
- 3. Choice to Indianapolis (92)
- 4. Choice to Miami (97)
- (Choice from Indianapolis)
- 4. Choice to Carolina (103)
- (Choice from Miami)
- 4. Joe Looney, G, Wake Forest (117)
- (Choice from Detroit)
- 4. Choice to Detroit (125)
- 5. Darius Fleming, LB, Notre Dame (165)
- 6a. Trenton Robinson, S, Michigan State (180)
- (Choice from Carolina)
- 6. Choice to Detroit (196)
- (Choice from Miami)
- 6b. Jason Slowey, OL, Western Oregon (199)
- 7. Cam Johnson, LB, Virginia (237)

2013
(April 25–27, 2013)
(Drafted 31st)

- 1. Eric Reid, S, Louisiana State (18)**
- (Choice from Dallas)
- 1. Choice to Dallas (31)
- 2. Choice to Tennessee (34)
- (Choice from Kansas City)
- 2a. Cornelius “Tank” Carradine, DT, Florida State (40)**
- (Choice from Tennessee)
- 2b. Vance McDonald, TE, Rice (55)**
- (Choice from Green Bay)
- 2. Choice to Green Bay (61)
- 3. Choice to Dallas (74)
- (Choice from Carolina)
- 3. Corey Lemonier, LB, Auburn (88)
- (Choice from Green Bay)
- 3. Choice to Green Bay (93)
- 4a. Quinton Patton, WR, Louisiana Tech (128)
- 4b. Marcus Lattimore, RB, South Carolina (131)
- (Compensatory Choice)
- 5. Quinton Dial, DT, Alabama (157)**
- (Choice from Indianapolis)
- 6. Choice to Green Bay (173)
- (Choice from Cleveland)
- 6. Nick Moody, LB, Florida State (180)
- (Choice from Miami)
- 6. Choice to Green Bay (216)
- (Choice from Tennessee)
- 7a. B.J. Daniels, QB, South Florida (237)
- 7b. Carter Bykowski, T, Iowa State (246)
- (Compensatory Choice)
- 7c. Marcus Cooper, CB, Rutgers (252)
- (Compensatory Choice)

2014
(May 8–10, 2014)
(Drafted 30th)

- 1. Jimmie Ward, DB, Northern Illinois (30)**
- 2. Choice to Denver (56)
- (Choice from Kansas City)
- 2. Carlos Hyde, RB, Ohio State (57)**
- (Choice from Miami)
- 2. Choice to Jacksonville (61)
- 2. Choice to Miami (63)
- (Choice from Denver)
- 3a. Marcus Martin, C, Southern California (70)
- (Choice from Jacksonville)
- 3b. Chris Borland, LB, Wisconsin (77)
- (Choice from Tennessee)
- 3. Choice to Cleveland (94)
- 3c. Brandon Thomas, G, Clemson (100)
- (Compensatory Choice)
- 4a. Bruce Ellington, WR, South Carolina (106)**
- (Choice from Cleveland)
- 4b. Dontae Johnson, CB, North Carolina State (129)**
- 5a. Aaron Lynch, LB, South Florida (150)**
- (Choice from Jacksonville)
- 5b. Keith Reaser, CB, Florida Atlantic (170)**
- 5. Choice to Miami (171)
- (Choice from Denver)
- 6. Kenneth Acker, CB, Southern Methodist (180)
- (Choice from Cleveland)
- 7. Choice to Denver (242)
- (Choice from New Orleans)
- 7a. Kaleb Ramsey, DE, Boston College (243)
- (Choice from Carolina)
- 7b. Trey Millard, FB, Oklahoma (245)

2015
(April 30–May 2, 2015)
(Drafted 15th)

- 1. Choice to San Diego (15)
- 1. Arik Amstead, DL, Oregon (17)**
- (Choice from San Diego)
- 2. Jaquiski Tartt, S, Samford (46)**
- 3. Eli Harold, LB, Virginia (79)**
- 4a. Blake Bell, TE, Oklahoma (117)**
- (Choice from San Diego)
- 4b. Mike Davis, RB, South Carolina (126)
- (Choice from Denver)
- 4c. DeAndre Smelter, WR, Georgia Tech (132)
- (Compensatory Choice)
- 5. Choice to Indianapolis (151)
- 5. Bradley Pinion, P, Clemson (165)**
- (Choice from Indianapolis)
- 6. Ian Silberman, OL, Boston College (190)
- 7a. Trent Brown, OL, Florida (244)**
- (Choice from Indianapolis via Dallas)
- 7. Choice to Dallas (246)
- (Choice from Indianapolis)
- 7b. Busta Anderson, TE, South Carolina (254)
- (Compensatory Choice)

2016
(April 28–30, 2016)
(Drafted 7th)

- 1a. DeForest Buckner, DL, Oregon (7)**
- 1b. Joshua Garnett, G, Stanford (28)**
- (Choice from Kansas City)
- 2. Choice to Kansas City (37)
- 3. Will Redmond, CB, Mississippi State (68)**
- 4. Choice to Kansas City (105)
- 4. Rashard Robinson, CB, Louisiana State (133)**
- (Compensatory Choice)
- 5a. Ronald Blair, DL, Appalachian State (142)**
- (Choice from San Diego)
- 5b. John Theus, OL, Georgia (145)**
- 5c. Fahn Cooper, OL, Mississippi (174)
- (Compensatory Choice)
- 6. Choice to Kansas City (178)
- (Choice from Dallas)
- 6a. Jeff Driskel, QB, Louisiana Tech (207)
- (Choice from Denver)
- 6b. Kelvin Taylor, RB, Florida (211)
- (Compensatory Choice)
- 6c. Aaron Burbridge, WR, Michigan State (213)**
- (Compensatory Choice)
- 7. Prince Charles Iworah, CB, Western Kentucky (249)**
- (Choice from Kansas City)

2017
(April 27–29, 2017)
(Drafted 2nd)

- 1. Choice to Chicago (2)
- 1a. Solomon Thomas, DL, Stanford (3)**
- (Choice from Chicago)
- 1b. Reuben Foster, LB, Alabama (31)**
- (Choice from Seattle)
- 2. Choice to Seattle (34)
- 3a. Ahkello Witherspoon, CB, Colorado (66)**
- 3. Choice to New Orleans (67)
- (Choice from Chicago)
- 3b. C.J. Beathard, QB, Iowa (104)**
- (Choice from Minnesota)
- 4. Choice to Minnesota (109)
- 4. Choice to Seattle (111)
- (Choice from Chicago)
- 4. Joe Williams, RB, Utah (121)**
- (Choice from Indianapolis)
- 4. Choice to Indianapolis (143)
- (Compensatory Choice)
- 5a. George Kittle, TE, Iowa (146)**
- 5. Choice to Indianapolis (161)
- (Choice from Washington)
- 5b. Trent Taylor, WR, Louisiana Tech (177)**
- (Choice from Denver)
- 6a. D.J. Jones, DL, Mississippi (198)**
- (Choice from Baltimore)
- 6b. Pita Taumoepeu, DL, Utah (202)**
- (Choice from Denver)
- 7. Choice to Minnesota (219)
- (Choice from Cleveland)
- 7. Adrian Colbert, DB, Miami (229)**
- (Choice from New Orleans)