



2012 MEDIA GUIDE

49ERS FOOTBALL
PRESENTING SPONSOR



2012 SAN FRANCISCO 49ERS SCHEDULE & RESULTS

PRESEASON (3-1)

Date	Opponent	Local Time	Result	Network
Friday, August 10	Minnesota	6:00 p.m.	W, 17-6	CBS5
Saturday, August 18	@ Houston	7:00 p.m.	L, 9-20	CBS5
Sunday, August 26	@ Denver	2:00 p.m.	W, 29-24	FOX
Thursday, August 30	San Diego	7:00 p.m.	W, 35-3	CW 44/Cable 12

REGULAR SEASON (11-4-1)

Date	Opponent	Local Time	Results	Network
Sunday, September 9	@ Green Bay	3:25 p.m.	W, 30-22	FOX
Sunday, September 16	Detroit	5:20 p.m.	W, 27-19	NBC
Sunday, September 23	@ Minnesota	12:00 p.m.	L, 13-24	FOX
Sunday, September 30	@ New York Jets	1:00 p.m.	W, 34-0	FOX
Sunday, October 7	Buffalo	1:25 p.m.	W, 45-3	CBS
Sunday, October 14	New York Giants	1:25 p.m.	L, 3-26	FOX
Thursday, October 18	Seattle	5:20 p.m.	W, 13-6	NFL Network
Monday, October 29	@ Arizona	5:30 p.m.	W, 24-3	ESPN
Sunday, November 4	BYE			
*Sunday, November 11	St. Louis Rams	1:25 p.m.	T, 24-24 (OT)	FOX
Monday, November 19	Chicago	5:30 p.m.	W, 32-7	ESPN
*Sunday, November 25	@ New Orleans	3:25 p.m.	W, 31-21	FOX
*Sunday, December 2	@ St. Louis	12:00 p.m.	L, 13-16 (OT)	FOX
*Sunday, December 9	Miami	1:05 p.m.	W, 27-13	CBS
*Sunday, December 16	@ New England	5:20 p.m.	W, 41-34	NBC
*Sunday, December 23	@ Seattle	5:20 p.m.	L, 13-42	NBC
*Sunday, December 30	Arizona	1:25 p.m.	W, 27-13	FOX

POSTSEASON (2-0)

Date	Opponent	Local Time	Results	Network
Saturday, January 12	Green Bay	5:00 p.m.	W, 45-31	FOX
Sunday, January 20	@ Atlanta	12:05 p.m.	W, 28-24	FOX
Sunday, February 3	Baltimore	3:30 p.m.		CBS

* As part of the National Football League's agreement with NBC to televise Sunday Night Football, the NFL has implemented a flexible schedule for Sunday start times for the final eight weeks of the season.

This will allow the NFL to bring more attractive match-ups to a national audience late in the season. If any of the 49ers games are moved from the original start time, fans will be notified 12 days prior to the date of the game with the exception of a Week 17 game, where the notification will be six days to ensure a Sunday Night game with playoff implications. Starting time changes will be publicized on 49ers.com and through the local print and electronic media.

TRAINING FACILITY AND BUSINESS OFFICE

MARIE P. DEBARTOLO SPORTS CENTRE
4949 CENTENNIAL BOULEVARD
SANTA CLARA, CA 95054
PHONE: (408) 562-4949

TICKET OFFICE

CANDLESTICK PARK
490 JAMESTOWN AVE., ROOM 400
SAN FRANCISCO, CA 94124
PHONE: (415) GO-49ERS

49ERS OFFICIAL WEBSITE

www.49ers.com

NFL OFFICIAL WEBSITE

www.nfl.com

49ERS ON TWITTER

@49ers
@49ersPR

STADIUM OPERATIONS

(PARKING/SECURITY/LUXURY SUITES/GAME DAY OPERATIONS)

CANDLESTICK PARK
490 JAMESTOWN AVE., ROOM 398
SAN FRANCISCO, CA 94124
PHONE: (415) 656-4949

SUPER BOWL TITLES

1981 (XVI), 1984 (XIX), 1988 (XXIII),
1989 (XXIV), 1994 (XXIX)

COLORS

49ERS RED (PANTONE 187C)
49ERS GOLD (PANTONE 872C METALLIC)

FOUNDED - 1946. JOINED NFL IN 1950

Please visit the 49ers media site to find the digital version of the media guide, as well as updated statistics, rosters, transcriptions, audio files and much more at <http://media.49ers.com>.



SAN FRANCISCO 49ERS TABLE OF CONTENTS

ORGANIZATION

2012 Schedule
Table of Contents
Club Directory
Denise DeBartolo York & John York – Co-Chairmen/Owners
Jed York - Chief Executive Officer
Gideon Yu - President & Co-Owner
Trent Baalke - General Manager
Tom Gamble - Director of Player Personnel
Joel Patten - Director of College Scouting
Jeff Ferguson - Director of Football Operations & Sports Medicine
Paraag Marathe - Chief Operating Officer
Jim Harbaugh – Head Coach
All-Time 49ers Head Coaching Records
Coaching Staff
Pronunciation Guide
All-Time 49ers Coaches
Player Personnel
Athletic Trainers
Equipment Managers
Video Operations

PLAYERS

Position-by-Position Roster
Player Bios

2011 SEASON REVIEW

2011 Regular Season Statistics
2011 Postseason Statistics
2011 Player Participation
2011 Game-by-Game Starters/Inactives
2011-12 Personnel Moves
2011 Game-by-Game Team Statistics
2011 Game Summaries

RECORDS

Individual Records
Opponent Individual Records
Team Records

POSTSEASON

Postseason History
Individual Postseason Records
Team Postseason Records
Postseason Game Summaries

ALL-TIME RESULTS

49ers Composite Results
1946-49 Schedule & Results
Year-by-Year Results and Statistics
Record vs. Opponents
Primetime Games
Monday Night Football Records
Offensive and Defensive Rankings
Overtime Games
Preseason Results
Home/Away Records
NFC West Standings

HISTORY


Anthony J. Morabito - 49ers Founder
49ers Team Awards
NFL Award Winners
All-Time Player of the Month
All-Time Player of Week
Edward J. DeBartolo Sr. 49ers Hall of Fame
49ers NFL Hall of Famers
Retired Jerseys
Pro Bowlers
All-Pros
49ers Free Agency History
49ers Trade History
All-Time Roster
All-Time Practice Squad Roster
All-Time Undrafted Rookie Free Agents To Make The Roster
49ers Starters
Historical Highlights
49ers All-Time Presidents & Personnel Directors

DRAFT HISTORY

49ers AAFC Draft (1946-49)
49ers All-Time NFL Draft

49ERS MEDIA GUIDE CREDITS

Editors: Bob Lange, Mike Chasanoff, Dan Beckler
Editorial Assistants: Talia Malik, Adam Musto, Kyle Koger and Michael Farnham
Photography: Terrell Lloyd, Michael Zagaris
Historical Photography: Bill Fox, Jeff Bayer, Frank Rippon, Dennis Desprois, Dave Beronio



SAN FRANCISCO 49ERS DIRECTORY

OWNERSHIP

Denise DeBartolo York Co-Chairman
 John York Co-Chairman
 Jed York Chief Executive Officer
 Gideon Yu President & Co-Owner
 Mark Wan Co-Owner
 John M. Sobrato Co-Owner

MANAGEMENT

Trent Baalke General Manager
 Paraag Marathe Chief Operating Officer
 Cipora Herman Chief Financial Officer
 Larry MacNeil Executive Vice President of Development
 Patty Inglis Executive Vice President
 John Vidalin Chief Sales Officer
 Kunal Malik Chief Technology Officer
 Jim Mercurio Vice President of Stadium Ops. & Security
 Keena Turner Vice President of Football Affairs
 Jamie Brandt Vice President of Ticketing & Suites
 Ethan Casson Vice President of Corporate Sales
 Josh Proctor Vice President of Strategic Planning

COACHING STAFF

Jim Harbaugh Head Coach
 Brad Seely Assistant Head Coach/Special Teams Coordinator
 Vic Fangio Defensive Coordinator
 Greg Roman Offensive Coordinator
 Michael Christianson Off. Asst./Coor. of Football Technology
 Geep Chryst Quarterbacks
 Reggie Davis Tight Ends
 Ed Donatell Secondary
 Tim Drevno Offensive Line
 Ejiro Evero Offensive Assistant
 Peter Hansen Defensive Assistant/Quality Control
 Greg Jackson Assistant Secondary
 Jim Leavitt Linebackers
 John Morton Wide Receivers
 Tom Rathman Running Backs
 Mike Solari Offensive Line
 Jim Tomsula Defensive Line
 Tracy Smith Special Teams Assistant
 Paul Wulff Offensive Assistant
 Mark Uyeyama Head Strength and Conditioning
 Kevin Tolbert Assistant Strength and Conditioning
 Dave Scholz Strength, Nutrition & Conditioning Assistant
 Bill Naves Special Assistant to the Head Coach

PLAYER PERSONNEL & SCOUTING

Tom Gamble Director of Player Personnel
 Joel Patten Director of College Scouting
 Matt Malaspina National Scout
 Ethan Waugh Senior Personnel Assistant
 Scott Brown Regional Scout
 Chip Flanagan Regional Scout
 Justin Chabot Regional Scout
 Reggie Cobb Regional Scout
 Bob Morris Regional Scout
 Quentus Cumbly Pro Personnel Scout
 Mike Williams Pro Personnel Scout
 William Homer Personnel Assistant
 Steven Rubio Scouting Assistant
 Josh Williams Scouting Assistant

ADMINISTRATION

Carri Wills Executive Administrative Assistant
 Angela Banister Executive Administrative Assistant
 Bernadette Pullon-Garcia Executive Administrative Assistant
 Micheline Capaci Legal/ Executive Assistant
 Yolanda Teruel Project Administrative Assistant
 Elizabeth Choi Executive Administrative Assistant
 Vilma Meek Office Administrator

FOOTBALL OPERATIONS

Brian Hampton Director of Football Administration
 Mike Libby Manager of Football Operations
 Hilary Heuermann Contract Administrator
 Steve Risser Team Logistics Manager
 Michael Slap Team Logistics Assistant

ATHLETIC TRAINING & MEDICAL

Jeff Ferguson Director of Football Operations & Sports Medicine
 Nate Breske Assistant Athletic Trainer
 Manny Rivera Assistant Athletic Trainer
 Dan Garza, M.D. Team Medical Director
 Chris Beaulieu, M.D. Radiologist
 Gary Fanton, M.D. Orthopaedic Surgeon
 William Maloney, M.D. Orthopaedic Surgeon
 Tim McAdams, M.D. Orthopaedic Surgeon
 Scott Hyver Team Ophthalmologist
 Joe Leahy, D.C. Chiropractor
 Robert Bonahoom, DDS Dentist

EQUIPMENT

Steve Urbaniak Equipment Manager
 Donovan "Doc" Dressler Assistant Equipment Manager
 Scott Rotier Assistant Equipment Manager

VIDEO OPERATIONS

Michael Bracken Video Operations Manager
 Mark Preto Video Operations Assistant
 Brian Ziebelman Video Operations Assistant

ALUMNI RELATIONS

Guy McIntyre Director of Alumni Relations
 Steve Bono Alumni Coordinator
 Jesse Sapolu Alumni Coordinator
 Eric Wright Alumni Coordinator

CHAPLAIN

Earl Smith Team Chaplain

PUBLIC RELATIONS

Bob Lange Director of Public Relations
 Mike Chasanoff Manager of Public Relations
 Dan Beckler Manager of Public Relations
 Terrell Lloyd Team Photographer
 Michael Zagaris Team Photographer

NEW STADIUM DEVELOPMENT

Jack Hill Project Executive
 Gina Dombroski Senior Project Accountant

FINANCE & BUSINESS

Scott Sabatino Director of Finance
 Esther Chi Manager of Accounting
 Joan Pires Payroll Manager
 Michael Pomares Staff Accountant
 Mary Gilbaugh Staff Accountant

STRATEGIC PLANNING

Robbie Evans Manager of Strategic Planning

STADIUM OPERATIONS & FACILITIES

Larry Minasian Director of Stadium Operations
 Pat Rogan Director of Engineer Operations
 Dan Henderson Assistant Director of Stadium Operations
 Eric Gunsberg Stadium Operations Parking & Traffic Coord.
 Bob Mallamo Stadium Operations/Locker Room Manager
 Julian Sakti Manager of Game Operations and Security
 Matt Pellegrino Stadium Operations Coordinator

SECURITY

Dan Cory Director of Security
 Dario Montenegro Security Representative
 Jonathan Powers Security Representative

FACILITIES

Bill Howell Director of Facilities
 Eduardo Sandoval Facilities
 Erik Bernal Lozano Facilities
 Raul Sandoval Facilities

Jose Vasquez Facilities
 Miguel Sandoval Facilities
 Santiago Jimenez Garcia Facilities
 Rafael Herrera Facilities/Housekeeping

GROUNDSKEEPING

Matthew Greiner Sports Turf Manager/Head Groundskeeper
 Adam Hahn Assistant Groundskeeper

CORPORATE SALES

Bob Sargent Director of Broadcasting & Corporate Sales
 Tyson Lamp Corporate Sales Executive
 Nikki Hawkins Senior Corporate Account Manager
 Cassandra Trujillo Corporate Account Manager
 Pam Geist Executive Sales Coordinator

MARKETING

Ali Towle Director of Marketing
 Scott Kegley Digital Media Manager
 Angele Golson Event Marketing Manager
 Ben Mayberry Graphic Designer
 Krista Olson Marketing Manager
 Taylor Price Digital Media Coordinator
 Tori Willis Youth Marketing Specialist
 Jerry Walker Team Archivist

COMMUNITY RELATIONS

Joanne Pasternack Director of Community Relations/
 49ers Foundation
 Brandon Moreno Community Relations Manager
 Heather Curry Community Relations Specialist
 Jared Muela Youth Football Coordinator

TICKETING & SUITES

Lynn Carrozzi Senior Manager, Ticket Office
 Jared Kozinn Manager, Ticket Sales & Service
 Jason Davison Manager, Ticket Operations & Services
 Dustin Albertson Coordinator, Ticket Sales & Service
 Bradley Dugan Coordinator, Ticket Operations & Services
 Donna Barnes Ticket Operations Representative
 Marcus Wong Ticket Operations Representative

HUMAN RESOURCES

Colleen White Interim Manager, Human Resources

LEGAL AFFAIRS

Hannah Gordon Director of Legal Affairs

NETWORKING

Dan Williams Senior Director of Technology

INFORMATION TECHNOLOGY

Jim Bartholomew IT Engineer
 Albert Ng IT Engineer



DENISE DeBARTOLO YORK

JOHN YORK

CO-CHAIRMEN



Denise and John York bring long and distinguished careers in sports and business to their roles as Co-Chairmen of the San Francisco 49ers, where they combine their passion for building a championship team with their commitment to being the best possible business partners and community citizens.

A THIRTY YEAR LEGACY IN BUSINESS AND PRO SPORTS

Since Denise's father, Edward J. DeBartolo Sr., purchased the 49ers in 1977, she has been an integral part of more than three decades of 49ers football, including 38 playoff contests and five Super Bowl victories. Earlier in her career, Denise served as President of the Pittsburgh Penguins hockey team. Under her leadership, the Penguins were revitalized and transformed into a championship team winning the Stanley Cup. She is one of only 12 women to have her name engraved on the Stanley Cup.

A successful entrepreneur, John spent years as Senior Vice President/Director of Racing Operations for the DeBartolo Corporation, instituting programs designed to enhance the fan experience and raise the profile of thoroughbred horse racing. John, a noted pathologist, began his business career in 1982 as founder of DeYor Laboratories in Youngstown, Ohio. From three employees, he molded the company into a 500-person operation with facilities in three states before selling the company to Corning, Inc. in 1993.

As owners of the 49ers, Denise and John provide the resources and guidance to uphold the 49ers celebrated history and oversee the team's relationship with the Commissioner of the National Football League and other team owners.



TAKING A LEADERSHIP ROLE IN THE NFL

Denise and John's dedication to the sport of football extends to the top levels of the NFL.

Denise is an active member of the Pro Football Hall of Fame Committee, where she helps to oversee the League's ongoing support of the museum that pays tribute to the triumphs of pro football's greatest stars, including 14 legendary members of the San Francisco 49ers.

John is Chairman of the NFL's Health & Safety Advisory Committee, which was established in 2011. He is also a member of both the League's Audit & Compensation and International committees, the latter of which he previously served as Chairman. Under his leadership, the 49ers became the first team to play a regular season game outside the borders of the United States, taking on the Arizona Cardinals in front of 100,000 fans at Azteca Stadium in Mexico City. The League expanded its presence abroad with regular season games the past two years at Wembley Stadium in London, England, under his direction. During the 2010 season, the 49ers hosted the Denver Broncos in London, England.

CELEBRATING THE TEAM'S LEGENDARY HISTORY

Denise and John have played a pivotal role in reaching out to former players and coaches to help celebrate six monumental decades of 49ers football. Over the past decade, Denise and John have brought back every Hall of Fame enshrinee from the 49ers to be honored at Candlestick Park for their tremendous contributions to Bay Area sports. Under their guidance, the team enhanced its annual alumni weekend event to give all players who have donned the red and gold throughout the team's history a chance to catch up with old friends. As part of the event, the former players are recognized on the field during a half-time celebration at Candlestick Park, where so many of them made their mark on history. They have also worked with players like Joe Montana, Steve Young and Dwight Clark, and the members of the 1981 49ers defense to re-enact and commemorate some of the team's most famous plays such as "The Catch" and the goal line stand that propelled the team to its first Super Bowl victory.



ENHANCING THE FAN EXPERIENCE

Denise and John are dedicated to embracing the passion of 49ers fans everywhere. They are committed to giving fans an opportunity to experience the excitement of 49ers football year-round. From the team's annual Winter Fest Fundraiser in Lake Tahoe, to its Draft Day celebration in Santa Clara each spring, to Family Day at Candlestick Park each summer, they have made it their mission to embrace the fans as family.

In their efforts to extend the interaction between the fans and the players and coaches, Denise and John have opened a portion of the team's training camp to the public since 2005, giving more than 100,000 49ers fans the opportunity to meet the team before the first snap of the football season.

On game days, they have spearheaded the effort to create a great atmosphere for fans by making significant enhancements to Candlestick Park, from the creation of the Alumni Tailgate Party and Faithful City, to improvements inside the stadium such as new flat screen TVs, new escalators and remodeled restrooms.

They've also provided new opportunities for fans to participate in the excitement of 49ers football by giving local musicians the opportunity to sing the national anthem in front of 68,000 fans at the 'Stick, and providing opportunities to local talent to participate in half-time events on the field.

MAKING A DIFFERENCE IN THE LIVES OF OTHERS

Under the leadership of Denise and John, the team's community outreach programs and 49ers Foundation have grown tremendously.

The San Francisco 49ers Foundation is the non-profit community funding extension of the San Francisco 49ers. Now in its 20th year, the 49ers Foundation supports development programs for underserved youth that keep them, "Safe, On Track, and In School. The San Francisco 49ers are promoting RESPECT for schools and community by donating a significant portion of the foundation's funding toward family violence prevention programs and activities that teach youth leadership and respect. Since 1992, the Foundation has donated over \$16 million to support non-profits, including \$2.4 million in 2011. In 2011, 100% of players participated in one or more community program and were joined by ownership, coaching staff, executives and their families at most of these events.

In recognition of their community involvement, the couple has been honored with a number of accolades including City Year's Service Leadership Award, the 2008 Silicon Valley Exemplary Community Leadership Award by Silicon Valley FACES, Outstanding Corporate Philanthropy Award at the Catholic Charities/Catholic Youth Organization's Loaves & Fishes Dinner, and inclusion on the Top Corporate Philanthropists list for the San Jose/Silicon Valley Business Journal.


The couple's passion for community involvement extends beyond the Bay Area as well. John was recently honored with Loyola University's Strich Medal - the highest honor awarded by the school - for his ongoing contributions to his alma mater. Denise and John were honored with the Youngstown Hearing & Speech Center's Great Communicators Award in recognition of their philanthropic leadership. They were also inducted into the Curbstone Coaches Hall of Fame in Boardman, Ohio for generously giving their time and resources to the Mahoning Valley community.

PUTTING FAMILY FIRST

Though Denise and John have accomplished much in their professional careers, they first define themselves as husband, wife and parents.

Their eldest son, Jed, now carries on the family's legacy begun by his grandfather Edward J. DeBartolo Sr., his Uncle Eddie DeBartolo Jr. and his parents, by serving as CEO of the 49ers. Their son, Tony, is currently an entrepreneur in the high-tech industry in Silicon Valley, and twins Jenna and Mara are pursuing careers in oenology in the Napa Valley.





JED YORK

CHIEF EXECUTIVE OFFICER



BUILDING A CHAMPIONSHIP TEAM

As Chief Executive Officer of the San Francisco 49ers, Jed York oversees all aspects of the organization. York is in his third year in the position and has made bold decisions to return the team to its winning tradition and ultimately the Super Bowl. York recognizes and shares the ongoing passion of the team's faithful fans.

York has been the driving force behind the team's work to begin construction on a new stadium for the 49ers. In 2011, his leadership produced what some are calling extraordinary results to get "shovels in the ground" for the new stadium in Santa Clara. The 49ers have not only secured all the necessary approvals to begin construction of the new venue in early 2012, the team also has an \$850 million construction loan and \$200 million in NFL support with all financing in place. The team plans to build a stadium that will quickly be recognized as the world's premium outdoor sports and entertainment venue.

2011 was a very good year for York's 49ers. His promotion of Trent Baalke to General Manager and the hiring of Jim Harbaugh as Head Coach provided instant results. Both Harbaugh and Baalke were named Coach of the Year and Executive of the Year respectively, the highest honor they can receive in their respective positions. The team also made it to the playoffs for the first time in nine years advancing to the NFC Conference Championship and an impressive 14-4 record.

RECOGNIZING THE 49ERS FAITHFUL

A 49ers fan since birth, York recognizes that the success of the 49ers hinges on the team's faithful fans, and he is committed to honoring them for their passion and enthusiasm. One of his most popular moves was to direct the organization to create new uniforms for the 49ers that connect the team's future aspirations to its championship glory years of the 1980s and 1990s. He also created the ticket sales and services department to give each season ticket holder a personal representative and point of contact within the organization. To give fans a forum to interact directly with the team's leaders, he instituted a public "State of the Franchise" meeting for season ticket holders, where they have an opportunity to listen to the team's plans for the future and ask questions of the 49ers management team.

Under York's leadership, the team established the Edward J. DeBartolo Sr. 49ers Hall of Fame in 2009, to commemorate the significant accomplishments of some of the team's biggest stars and key contributors. Named for his grandfather and the beloved patriarch of the 49ers, the Hall of Fame automatically inducted those 49ers greats that had either had their jersey numbers retired by the team or have been inducted into the Pro Football Hall of Fame. York, shortly thereafter, announced the Hall of Fame's inaugural inductee, his uncle, Edward J. DeBartolo Jr., who was enshrined during the 2009 season.

CARRYING ON THE FAMILY'S LEGACY

York's roots with the 49ers run deep. He is the oldest child of Denise and John York, the co-chairmen of the team. York's uncle and godfather, Eddie DeBartolo, also known to fans as "Mr.D", has long served as a mentor.

York began his career as a financial analyst at Guggenheim Partners, a diversified financial services firm. He worked in the firm's New York office in several areas, including private wealth management, hedge funds risk analysis, and collateralized debt obligations.

Born and raised in Youngstown, OH, York was a student athlete at Cardinal Mooney High School where he was captain of the baseball team as well student body president. After high school, York decided to carry on a family tradition by attending the University of Notre Dame, where he earned a degree in both finance and history. York was a member of Phi Alpha Theta, the National History Honors Society.

York credits his parents, his uncle Eddie, and his grandfather Edward DeBartolo Sr. as being positive role models and for teaching him character values such as integrity, a strong work ethic, and respect for others. He is pleased to carry on his family's commitment to community by serving as a board member at Tipping Point Community, the Common Wealth Club, Bay Area Council, and Silicon Valley Leadership Group. In 2011 & 2012, York served as the Co-Chair of the Second Harvest Food Bank's Annual Holiday Food and Fund Drive, which services Santa Clara and San Mateo counties.

Besides his tremendous passion for the 49ers, York enjoys traveling, fishing, and playing cards, which he learned from his grandfather.





GIDEON YU

PRESIDENT & CO-OWNER



Gideon Yu was named President of the San Francisco 49ers in February of 2012, after serving nearly a year as the team's Chief Strategy Officer. Yu also became a co-owner of the franchise in early 2012.

Yu leads all business, financial and strategic operations of the team. In his time with the 49ers, he led the team's efforts in securing an \$850 million stadium construction loan, the largest ever in professional sports, and a \$200 million financing package from the NFL, the largest sum for a team in league history. Additionally, Yu has led the drive to accelerate the opening date of the new Santa Clara stadium from the 2015 to 2014 season, and has laid the foundation for the team's technological and sustainability visions.

Prior to his career in sports, Yu was a technology executive and investor, most notably as the Chief Financial Officer of both Facebook and YouTube. He has also worked at such companies as Yahoo and Disney.

In 2011, Yu was named to the "Executive Dream Team, Startup Edition" by Fortune Magazine, and listed among the "Names You Need To Know" by Forbes Magazine.

Yu earned his BS in Industrial Engineering and Engineering Management from Stanford University, and his MBA from Harvard Business School. He is active philanthropically, sitting on the boards of the UCSF Foundation, Tipping Point Community and BUILD.

A native of Nashville, Tenn., Yu and wife, Susie, have a 5-year-old son, Jonathan, and an infant daughter, Emily.

You can follow Gideon on Twitter @gideonyu.





TRENT BAALKE

GENERAL MANAGER



Trent Baalke was a rookie General Manager in 2011, charged with the task of navigating one of the most trying offseasons the NFL had ever experienced. A year later, Baalke was named NFL Executive of the Year by *Pro Football Weekly* and the Pro Football Writers of America, and subsequently rewarded with a contract extension that keeps him with the team through the 2016 season. A veteran of 15 NFL seasons, he enters his eighth year with the 49ers, his second as the team's General Manager.

"Without question Trent has distinguished himself as the man to direct our football operations for years to come," said CEO Jed York upon extending Baalke's contract in February of 2012. "Since taking over as General Manager last January, we have made great strides on the football field under Trent's leadership. It gives me great pleasure to watch Trent and Jim work arm-in-arm with the common goal of leading the 49ers to championships."

Faced with the unprecedented task of constructing a roster without an offseason, Baalke proved to be up for the challenge, in 2011. As the doors of free agency would not open until early July, he and his staff needed to act quickly and decisively. Between a draft class and a collection of free agents, Baalke signed 24 players beginning in July that would remain on the team's 53-man roster at the completion of the season. Three of those signees – K David Akers, FS Dashon Goldson and CB Carlos Rogers – earned Pro Bowl selections, while five others were named Pro Bowl alternates – special teamer Blake Costanzo, C Jonathan Goodwin, DT Ray McDonald, FB Bruce Miller and SS Donte Whitner. In all, 12 of those 24 players logged starts for the 49ers in 2011.

Since 2010, when Baalke served as the team's Vice President of Player Personnel, overseeing all player acquisitions including the draft, he acquired 32 players who remained on the 49ers active roster at the end of 2011. Among that group were 13 draft picks, four of which were regular starters and another five who were key contributors. Prior to leading his first 49ers draft, he orchestrated a trade with the Miami Dolphins for WR Ted Ginn Jr., who went on to be a stand-out return man and reserve receiver. Baalke has since extended the contracts of Pro Bowlers LB Patrick Willis, TE Vernon Davis and RB Frank Gore, as well as Pro Bowl alternates DT Ray McDonald and OLB Ahmad Brooks.

Prior to his promotion to Vice President of Player Personnel, Baalke was the 49ers Director of Player Personnel from 2008-09, where he oversaw both the college and pro personnel departments. He first joined the franchise in 2005 as the team's Western Region Scout, a position he held through 2007.

Baalke spent four years as a member of the Washington Redskins scouting staff, serving as the College Scouting Coordinator in his final season. From 2001 to 2003, he served as Washington's National Scout and traveled throughout the country in search of rising talent. Before joining the Redskins, Baalke spent three seasons (1998-2000) as a scout with the New York Jets.


From 1990 to 1995, Baalke held the position of defensive line/strength and conditioning coach at South Dakota State. In that role, he helped promote players such as former Pro Bowl guard Adam Timmerman and current NFL kicker Adam Vinatieri to NFL scouts. Baalke then spent time as the athletic director at Shanley High School in Fargo, ND, before moving on to the Jets.

Baalke began his coaching career as a graduate assistant defensive line coach at North Dakota State, in 1989. The team finished with a 14-0 record and a Division II National Championship.

A double major at Bemidji State (MN), Baalke received his bachelor's degree in health and physical education. He went on to earn his master's degree in secondary education and sports administration while coaching at North Dakota State. Baalke played outside linebacker and was an All-Northern Sun Conference and All-Midwest Region honoree at Bemidji.

Trent and his wife, Beth, have two daughters, Katy and Cassie.





TOM GAMBLE

DIRECTOR OF PLAYER PERSONNEL



Tom Gamble is in his 25th NFL season and his eighth year with the 49ers. On February 4, 2011, Gamble was promoted to Director of Player Personnel after having served as the Director of Pro Personnel for the previous seven years in San Francisco.

Gamble's extensive NFL resume includes work in both college and pro scouting, contract negotiations, and a stint in the coaching ranks.

While working closely with General Manager Trent Baalke, Gamble oversees both the college and pro personnel efforts. In his previous role, Gamble monitored every NFL roster with an emphasis on scouting talent of upcoming pro free agents, while also maintaining continuous depth of personnel on the 49ers roster. In 2010, Gamble had been assigned additional responsibilities in collegiate scouting in order to maximize the use of his extensive experience in talent evaluation.

During his time in the NFL, Gamble has helped build nine playoff teams - five with Indianapolis and four with Philadelphia. Prior to his arrival in San Francisco, Gamble served as a college scout for the Colts from 1998 to 2004 under veteran NFL executive Bill Polian.


Gamble originally entered the NFL as an assistant in the player personnel department of the Philadelphia Eagles in 1988. He stayed with the Eagles through 1994, serving as a college scouting administrator, area scout, contract negotiator, and later served as the director of pro scouting.

From 1995 to 1996, Gamble served as a defensive assistant/quality control coach with the New York Jets. He then worked as a part-time college scout for the Carolina Panthers before serving as a pro scout for the Baltimore Ravens during the 1997 season.

Gamble earned his B.S. from High Point University in 1987 and an M.S. from Rowan University in 1988. He grew up in a football family, where his father, Harry, served as the head coach at both the University of Pennsylvania and Lafayette College. Harry was also formerly the President of the Philadelphia Eagles.

Gamble and his wife, Juliette, have three sons, Tom, Gregory and Matthew.





JOEL PATTEN

DIRECTOR OF COLLEGE SCOUTING




Joel Patten is in his third year with the 49ers as the Director of College Scouting. He joined San Francisco with 14 years of NFL scouting experience and more than a decade of professional playing experience. In his role, Patten oversees the college scouting staff and the daily operations of the department.

In 2009, Patten served as a regional scout for the St. Louis Rams. Prior to joining the Rams, he was a national scout for the Washington Redskins from 2004-08, where he worked alongside 49ers Vice President of Player Personnel Baalke, in 2004. Patten also spent time as a regional scout for the Houston Texans (2000-03) and the Redskins (1996-99).

Patten played eight seasons in the NFL and three in USFL as an offensive tackle. Having originally entered the NFL as an undrafted free agent with the Cleveland Browns in 1980, he played in 56 career games for the Browns (1980-82), Colts (1987-88), Chargers (1989-90) and Los Angeles Raiders (1991-92). He also played for the Washington Federals (1983-84) and the Orlando Renegades (1985) of the USFL.

A 1980 graduate of Duke University, Patten and his wife, Betsy, live in Chantilly, VA, and have three children - Jake, Christina and Kimberly.





JEFF FERGUSON

DIRECTOR OF FOOTBALL OPERATIONS & SPORTS MEDICINE



Jeff Ferguson is in his seventh year with the 49ers and his second as Director of Football Operations and Sports Medicine. Having served as the team's Head Athletic Trainer since 2006, Ferguson added the responsibilities of overseeing the 49ers strength and conditioning, team logistics, equipment and video operations departments during the 2011 offseason.

From 2006-10, Ferguson has overseen the team's rehabilitation procedures, injury records, training room and daily athletic training duties. He joined the 49ers after serving as the manager of athletic team development with BREG, an orthopedic company based out of Vista, CA. From June of 2005 until March of 2006 Ferguson specialized in sports medicine bracing for BREG.

Prior to his move to the West coast, Ferguson spent eight years in several capacities at Kansas State University, though he continued to serve as the athletic trainer for the Kansas State football team throughout his time in Manhattan. He began his career in Wildcat athletics in 1997 as an assistant athletic trainer for intercollegiate sports.

In 2002, Ferguson was promoted to assistant athletic director for sports medicine, a position he held until 2005. In his role, Ferguson


was responsible for the prevention, evaluation, treatment and rehabilitation of all athletic injuries, in addition to supervising medical coverage for 14 collegiate athletic teams. His staff was voted best in the Big 12 for their medical efforts from 2003 to 2004.

The previous two years (1995-97), Ferguson was an athletic trainer with an orthopedic surgeon and physical therapy company in Louisburg, NC. While doing graduate work at the University of Texas at Arlington, he spent two years as a graduate assistant athletic trainer that included the task of head athletic trainer for the track and field teams.

Ferguson earned his bachelor's degree in 1993 at Clemson University and his master's degree in 1995 at Texas-Arlington. He got his start in college athletic training as a student athletic trainer at Clemson from 1989 to 1993, and spent the 1992 summer as a preseason athletic trainer for the New England Patriots. He is also a certified member of the National Athletic Trainers Association (NATA).

A native of Clemson, SC, Ferguson is married to the former Rebecca Hopper. The couple resides in Santa Clara, CA, with their two daughters, Madelyn and Alexandra, and son, J.C.





PARAAG MARATHE

CHIEF OPERATING OFFICER



Paraag Marathe (PUH-rawg, muh-RAH-tay) is in his 12th year with the 49ers, and his second as the team's Chief Operating Officer.

Marathe was elevated to his current role in February of 2011, after spending a year as the 49ers Executive Vice President of Football and Business Operations. Since that time, the 49ers have seen a substantial growth in business partnerships, announced new and engaging ways to enhance the fan experience throughout the entire calendar year, launched new fan development programs and improved customer service.

Marathe's leadership is integral to the team's business development and sales efforts to build a new state-of-the-art stadium in the Bay Area for its fans. Always evaluating and reviewing opportunities to enhance the club's short and long-term business strategy, Marathe oversees stadium operations, business development, ticketing, corporate communications, and marketing departments for the 49ers. Maximizing fan experience at the new stadium - through the creation of a 49ers museum to helping develop a mobile strategy within the stadium - is also a key initiative for him.

Marathe is also the club's chief contract negotiator and salary cap architect. He is responsible for the club's compliance with the NFL's collective bargaining agreement and supports General Manager Trent Baalke with various player personnel duties.

From 2008-09, Marathe served as the 49ers Vice President of Football Operations. He originally joined the organization as the team's Special Projects Manager (2001-03), a position he held for three seasons before going on to spend one year as the Assistant to the General Manager. Marathe was later promoted to Director of Football operations where he remained until June of 2008.

Prior to joining the 49ers, Marathe worked at management consulting firm Bain & Company from 1999-2001, as a Senior Associate Consultant, where he advised clients in a variety of industries including private equity, venture capital, computer software, retail, sports footwear, consumer products, and health clubs. Before that, Marathe worked in the sports consulting group at the International Management Group (IMG), from 1997-1999, where he concentrated primarily on stadium naming rights deals, corporate sponsorships, and athlete endorsements.

A native of Saratoga, CA, Marathe's passion for the 49ers was instilled at a very young age. His Bay Area roots run deep, having received his bachelor's degree with high honors from the Haas School of Business at the University of California-Berkeley and his MBA from Stanford University's Graduate School of Business.





JIM HARBAUGH

HEAD COACH

4th NFL Season | 2nd with 49ers



Attack each day with an enthusiasm unknown to mankind. That is the mantra that Jim Harbaugh lives by, played by and now coaches by ... one that was instilled in him by his father, Jack, at a very young age. That enthusiasm permeated the San Francisco 49ers organization immediately upon his hiring as the 18th Head Coach in the storied history of the proud franchise on January 7, 2011.

In his first season as head coach, Harbaugh led the 49ers to a 13-3 regular season record, its best since 1997, and a NFC West Division title, its first since 2002. The consensus NFL Coach of the Year also led his squad to its first appearance in the NFC Championship game since 1998. Harbaugh's 13-3 record made him just the fourth rookie head coach in NFL history to take a team to 13 wins, and the first coach to do so after the team had a losing record the previous season. Harbaugh's record also stands tied for second among all 49ers rookie head coaches. He joined George Seifert (1989) and Steve Mariucci (1997) as the only head coaches in 49ers history to win the NFC West Division in their first year at the helm.

Known to routinely deflect all credit for success to his players, Harbaugh had a great deal to be proud of in 2011. San Francisco boasted a league-high five First-Team Associate Press All-Pros - DT Justin Smith, LB Patrick Willis, LB NaVorro Bowman, K David Akers and P Andy Lee (Justin Smith as a DE, LT Joe Staley and CB Carlos Rogers were named to the Second Team). The 49ers also posted a NFL-high nine Pro Bowl selections - Smith, Willis, Akers, Lee, Rogers, Staley, S Dashon Goldson, RB Frank Gore, and LS Brian Jennings.

Led by Willis and Smith, both finalists for NFL Defensive Player of the Year, the 49ers defense possessed the most dominant front seven in the game, a unit that produced 40 of the team's 42 sacks, and a Defensive Rookie of the Year finalist, OLB Aldon Smith, who set the franchise's rookie sack record (14). The unit began the year without allowing a rushing touchdown in its first 14 games, a feat never before achieved in league history. The defense's NFL-high 38 takeaways allowed the 49ers to lead the league with a team-record turnover differential (plus-28). By the end of the year, the defense ranked first in the NFL against the run, second in points allowed, and fourth in total defense.

The San Francisco offense played a physical brand that controlled the tempo of games, rarely made mistakes and produced plays when it was ultimately needed. Six times in 2011, QB Alex Smith, RB Frank Gore and the Niners offense mounted come-from-behind wins. The unit tied NFL single-season records for fewest turnovers (10) and interceptions (5). Smith put together his finest year as a pro, finishing the season with a 90.7 QB rating, a 61.4 completion percentage and the NFL's lowest interception percentage (1.1). The quarterback also tied the franchise record with four, 4th quarter come-from-behind wins on the road (QB Joe Montana - 4 in 1989). Gore also became the franchise's all-time leading rusher, surpassing Joe "The Jet" Perry.

Special teams lived up to its name for the 49ers in 2011, as the unit finished the season ranked atop the NFL. The team featured two record-setting specialists in Akers and Lee. Akers set the NFL record for most field goals made (44) and most points in single-season, no touchdowns (166), while Lee registered a 44.0 net punt average, also setting a new NFL record.

Harbaugh's pedigree is one littered with the names of some truly great football minds. That list starts with his father, Jack, a veteran of 43 seasons in the coaching ranks, and ends with his brother, John, the current head coach of the Baltimore Ravens. The heart of that list contains the likes of Bill Walsh, Bo Schembechler and Lindy Infante, all men he credits with contributing to his coaching repertoire.

A 15-year NFL veteran quarterback, Harbaugh possesses 18 years of coaching experience, which includes spending seven years as a head coach (58-27) in the collegiate ranks. He joined the 49ers after an impressive four-year stint as the head coach at Stanford University, where he guided the Cardinal football program to the biggest turnaround in school history over a four-year span.

Among Harbaugh's many accomplishments while at Stanford was the orchestration of two of the highest scoring teams in school history, three of the top four rushing teams in program history and back-to-back bowl appearances for the first time since 1995 and '96. He also coached back-to-back Heisman Trophy finalists in running back Toby Gerhart and quarterback Andrew Luck.

As Stanford's head coach, Harbaugh led the Cardinal to a 29-21 overall record, including a 20-6 record over the past two seasons. It was in stark contrast to the program he inherited in 2007, which had compiled a 16-40 record in the previous five seasons, including a 1-11 mark in 2006. After leading the Cardinal to records of 4-8 and 5-7 in his first two seasons, Harbaugh guided Stanford to an 8-5 overall mark and an appearance in the Sun Bowl in 2009, followed by a historic 12-1 season and an Orange Bowl win, in 2010.





Harbaugh fielded one of the greatest teams in Stanford football history in 2010, as the Cardinal posted a school record of 12 wins on the season, suffering its only setback to the Pac-10 champion Oregon Ducks. The Cardinal proceeded to win its final eight games of the season, which was capitalized by a 40-12 victory over Virginia Tech in the first Bowl Championship Series bowl appearance in school history.

The Cardinal offense set a school record with 524 points on the season, having scored 30-or-more points in all but one game, to finish the season ranked 9th nationally in points scored (40.3) and 14th nationally in total yards per game (472.5). Harbaugh played an instrumental role in developing Luck, who completed 70% of his passes for 3,338 yards and 32 touchdowns. Stanford's ground game also proved productive as the team ranked 17th in the nation in rushing yards per game (213.8).

The team's defensive unit was just as impressive, ranking 10th nationally in scoring defense (17.4). The Cardinal posted three shutouts on the year and finished ranked in the top-25 nationally in five defensive categories.

In 2009, Harbaugh was able to effectively transform the Cardinal into one of the most productive offensive units in the nation, as the team finished the season ranked 19th in total offense (427.6 yards per game), while setting single season records for total yards (5,559) and rushing yards (2,837). The year culminated in a trip to the Sun Bowl, a 31-27 loss to Oklahoma, marking the program's first bowl appearance since the 2001 season.

Harbaugh came to Stanford from the University of San Diego, where he guided the Toreros to an impressive three-year overall record of 29-6 (.829), including back-to-back 11-1 seasons that netted a pair of Division I-AA Mid Major national titles in 2005 and 2006.

Prior to joining the University of San Diego, Harbaugh spent two seasons (2002-03) as an offensive assistant with the Oakland Raiders. In his first season, the Raiders posted an 11-5 regular season record, won the AFC Western Division title and advanced to Super Bowl XXXVII.

Harbaugh laid the groundwork for his coaching career while he was still competing as a player in the NFL, serving as an NCAA-certified unpaid assistant coach at Western Kentucky, where he worked with his father and Hilltoppers head coach Jack Harbaugh, from 1994-2001. Jack is a 43-veteran of the coaching ranks who led his Hilltoppers team to a Division I-AA National Championship in 2002.

As a first round draft pick by the Chicago Bears in 1987, Harbaugh played for five teams over 15 seasons, including the Chicago Bears (1987-93), Indianapolis Colts (1994-97), Baltimore Ravens (1998), San Diego Chargers (1999-2000) and Carolina Panthers (2001). He racked up 26,288 passing yards to go along with 129 touchdown passes, while completing 2,305-of-3,918 passes in 177 career games (140 starts). Harbaugh ranks in the NFL's top-50 in two career passing categories - completions (41st) and pass attempts (45th).

Success is no stranger to Harbaugh. A product of nearby Palo Alto High School, he enjoyed a storied career at the University of Michigan, where he played for legendary coach Bo Schembechler and helped lead the Wolverines to two bowl appearances, garnering Big Ten Player of the Year honors.

Jim and his wife, Sarah, have two daughters, Addison and Katherine. Jim also has three children, Jay, James Jr. and Grace. He is the son of Jack and Jackie. His brother, John, is the head coach of the Baltimore Ravens, and his sister, Jackie, is married to Indiana University Men's Basketball head coach, Tom Crean.

HARBAUGH'S BACKGROUND

YEARS	COACHING BACKGROUND	HEAD COACH
2011-current	Head Coach, San Francisco 49ers	---
2007-10	Head Coach, Stanford	---
2004-06	Head Coach, University of San Diego	---
2002-03	Offensive Assistant, Oakland Raiders	Bill Callahan
1994-2001	Volunteer Assistant Coach, Western Kentucky	Jack Harbaugh
2001	*Quarterback, Carolina Panthers	George Seifert
1999-2000	*Quarterback, San Diego Chargers	Mike Riley
1998	*Quarterback, Baltimore Ravens	Ted Marchibroda
1994-97	*Quarterback, Indianapolis Colts	Ted Marchibroda/Lindy Infante
1987-93	*Quarterback, Chicago Bears	Mike Ditka/Dave Wannstedt
1983-86	*Quarterback, Michigan	Bo Schembechler

* Player



ALL-TIME 49ERS HEAD COACHING RECORDS

REGULAR SEASON

COACH	SEASONS	YEARS	WINS	LOSSES	TIES	WIN PCT.
Lawrence Shaw	9	1946-54	71	39	4	.640
Norman Strader	1	1955	4	8	0	.333
Frank Albert	3	1956-58	19	16	1	.542
Howard Hickey*	5	1959-63	27	27	1	.500
Jack Christiansen*	5	1963-67	26	38	3	.411
Dick Nolan	8	1968-75	54	53	5	.504
Monte Clark	1	1976	8	6	0	.571
Ken Meyer	1	1977	5	9	0	.357
Pete McCulley#	1	1978	1	8	0	.111
Fred O'Connor#	1	1978	1	6	0	.143
Bill Walsh	10	1979-88	92	59	1	.609
George Seifert	8	1989-96	98	30	1	.766
Steve Mariucci	6	1997-02	57	39	0	.594
Dennis Erickson	2	2003-04	9	23	0	.281
Mike Nolan %	4	2005-08	18	37	0	.327
Mike Singletary %	3	2008-10	18	22	0	.450
Jim Tomsula &	1	2010	1	0	0	1.000
Jim Harbaugh	2	2011-curr.	24	7	1	.766

*Hickey coached the first three games of '63, Christiansen coached the final 11.

#McCulley coached the first nine games of '78, O'Connor coached the final 7.

%Nolan coached the first seven games of '08, Singletary coached the final 9.

& Singletary coached the first 15 games of '10, Tomsula coached the final 1.

POSTSEASON


COACH	SEASONS	YEARS	WINS	LOSSES	TIES	WIN PCT.
Lawrence Shaw	9	1946-54	1	1	0	.500
Frank Albert	3	1956-58	0	1	0	.000
Dick Nolan	8	1968-75	2	3	0	.400
Bill Walsh	10	1979-88	10	4	0	.714
George Seifert	8	1989-96	10	5	0	.667
Steve Mariucci	6	1997-02	3	4	0	.429
Jim Harbaugh	2	2011-curr.	3	1	0	.750

PRESEASON

COACH	SEASONS	YEARS	WINS	LOSSES	TIES	WIN PCT.
Lawrence Shaw	9	1946-54	28	9	2	.766
Norman Strader	1	1955	5	1	0	.833
Frank Albert	3	1956-58	11	7	0	.611
Howard Hickey	5	1959-63	12	15	0	.444
Jack Christiansen	5	1963-67	5	14	1	.263
Dick Nolan	8	1968-75	15	32	1	.319
Monte Clark	1	1976	4	2	0	.667
Ken Meyer	1	1977	1	5	0	.167
Pete McCulley	1	1978	1	3	0	.250
Bill Walsh	10	1979-88	22	20	1	.524
George Seifert	8	1989-96	25	12	1	.676
Steve Mariucci	6	1997-02	10	14	0	.417
Dennis Erickson	2	2003-04	3	5	0	.375
Mike Nolan	4	2005-08	7	9	0	.438
Mike Singletary	2	2009-10	7	1	0	.875
Jim Harbaugh	2	2011-curr.	5	3	0	.625

OPENING DAY GAMES

COACH	SEASONS	YEARS	WINS	LOSSES	TIES	WIN PCT.
Lawrence Shaw	9	1946-54	7	2	0	.778
Norman Strader	1	1955	0	1	0	.000
Frank Albert	3	1956-58	1	2	0	.333
Howard Hickey	5	1959-63	2	3	0	.400
Jack Christiansen	5	1963-67	2	1	1	.667
Dick Nolan	8	1968-75	3	5	0	.375
Monte Clark	1	1976	1	0	0	1.00
Ken Meyer	1	1977	0	1	0	.000
Pete McCulley	1	1978	0	1	0	.000
Bill Walsh	10	1979-88	4	6	0	.400
George Seifert	8	1989-96	7	1	0	.875
Steve Mariucci	6	1997-02	3	3	0	.500
Dennis Erickson	2	2003-04	1	1	0	.500
Mike Nolan	4	2005-08	2	2	0	.500
Mike Singletary	1	2009-10	1	1	0	.500
Jim Harbaugh	2	2011-curr.	2	0	0	1.000



BRAD SEELY

ASSISTANT HEAD COACH/SPECIAL TEAMS COORDINATOR
24th NFL Season | 2nd with 49ers



Considered one of the most successful special teams coaches in NFL history, Brad Seely is in his second year with the 49ers after being named assistant head coach/special teams coordinator on January 25, 2011.

Under Seely's direction in 2011, the 49ers special teams unit emerged as one of the best in the NFL. K David Akers set the NFL single-season record for most field goals (44) and points with no touchdowns (166). P Andy Lee set the NFL record with a 44.0 net punting average, while the 49ers led the NFL in average starting field position (33.5-yd. line) and opponents average starting field position (24.3-yd. line). Seely was named Special Teams Coach of the Year by Rick Gosselin of the *Dallas Morning News*, whose special teams rankings are widely regarded.

Seely brings 22 years of NFL special teams coaching experience to the 49ers. Most recently, Seely served as the special teams coordinator for the Cleveland Browns from 2009-10, where he worked with WR/KR Joshua Cribbs, who earned Pro Bowl selections in each of the last two seasons. Seely's special teams unit led the NFL in kickoff coverage, while ranking fifth in the NFL in punt coverage in 2010.

In 2009, Seely was named Special Teams Coach of the Year after leading the Browns to a league best special teams ranking according to the formula comprised by Rick Gosselin of the *Dallas Morning News*. It marked Seely's fifth top-five finish for his special teams units since 1990.

Prior to joining the Browns, Seely spent 10 seasons as the New England Patriots special teams coach (1999-08), where he was part of three Super Bowl championships. Over the span of his tenure in New England, the Patriots led the NFL in kickoff return average (23.5), were fourth in field goal percentage (83.4%) and ranked eighth in punt return average (9.9). In addition, his units registered 11 returns for touchdowns, including eight on kickoffs, a figure that tied for second in the NFL over that 10-year stretch. Seely also helped produced a total of 3 special teams Pro Bowlers (K Adam Vinatieri - 2004, LB Larry Izzo - 2004 and K Stephen Gostkowski - 2008). He also tutored

the AFC's leading kickoff returner on two occasions (WR Bethel Johnson - 2003 and RB Kevin Faulk - 2002) and leading punt returner (WR Troy Brown - 2002).

Seely worked with the Carolina Panthers from 1995-98, where he helped coach an expansion team to an NFC Championship Game appearance in just its second season. In 1996 and 1997, Panthers kickoff returner Michael Bates became the first player in 35 years to lead the league in kick return average in consecutive seasons, earning two consecutive trips to the Pro Bowl for his efforts. In 1996, Seely earned Special Teams Coach of the Year honors. He also had the league's best kicker, as John Kasay set a then NFL single-season record with 37 field goals. In addition to the success of Bates and Kasay, Carolina also boasted one of the league's top coverage units as the Panthers led the NFL in opponents average punt return (5.4 avg.) and ranked fifth in opponents average kickoff return (20.1 avg.).

Seely began his NFL career in 1989 with the Indianapolis Colts, serving as their special teams/tight ends coach for five years (1989-93). During his time with the Colts, he assisted in the development of two Pro Bowl special teamers, P Rohn Stark and WR Clarence Verdin. In 1992, the Colts had the NFL's top special teams unit based on rankings by the *Dallas Morning News*. Seely then coached the Jets' special teams for one year (1994), and in that season, New York ranked fifth in the league in kickoff return defense (19.6 avg.) and sixth in punt return defense (6.8 avg.).

Seely's collegiate coaching career began as an assistant coach at South Dakota State in 1978. He then moved on to become a graduate assistant at Colorado State in 1979, before being named the Rams offensive line coach in 1980. Seely then served as the offensive line coach at Southern Methodist (1981), North Carolina State (1982), University of Pacific (1983) and Oklahoma State (1984-88).

A native of Vinton, IA, Seely earned all-conference honors as an offensive guard at South Dakota State University while majoring in economics and physical education. He and his wife, Patti, have three daughters, Sarah, Hannah and Brynn.






SEELY'S BACKGROUND

YEARS	COACHING BACKGROUND	HEAD COACH
2011–current	Assistant Head Coach/Special Teams Coordinator, San Francisco 49ers	Jim Harbaugh
2009–10	Assistant Head Coach/Special Teams Coordinator, Cleveland Browns	Eric Mangini
1999–2008	Special Teams Coach, New England Patriots	Bill Belichick/Pete Carroll
1995–98	Special Teams Coach, Carolina Panthers	Dom Capers
1994	Special Teams Coach, New York Jets	Pete Carroll
1989–93	Special Teams Coach/Tight Ends, Indianapolis Colts	Ted Marchibroda/Rick Venturi/Ron Meyer
1984–88	Offensive Line, Oklahoma State	Pat Jones
1983	Offensive Line, University of Pacific	Bob Cope
1982	Offensive Line, North Carolina State	Monte Kiffin
1981	Offensive Line, Southern Methodist	Ron Meyer
1980	Offensive Line, Colorado State	Sark Arslanian
1979	Graduate Assistant, Colorado State	Sark Arslanian
1978	Assistant Coach, South Dakota State	John Gregory
1974–77	*Offensive Lineman, South Dakota State	John Gregory

**Player*





GREG ROMAN

OFFENSIVE COORDINATOR

15th NFL Season | 2nd with 49ers



Greg Roman is in his second year with the 49ers after being named the team's offensive coordinator on January 14, 2011.

Under Roman's direction in 2011, the 49ers notched a 13-3 record as the offense ranked in the NFL's top 10 in points per game (23.8 - tied for 10th), rushing yards per game (127.8 - 8th) and time of possession (32:04 - 4th). Additionally, the offense committed just 10 turnovers (5 fumbles, 5 interceptions), which ranks tied for first in NFL history for the fewest turnovers in a season, also setting a franchise record.

In Roman's first year with the 49ers, RB Frank Gore was named to his third career Pro Bowl and surpassed Hall of Famer Joe "The Jet" Perry as the franchise's all-time leading rusher. QB Alex Smith flourished in Roman's system, setting career highs in completions (273), passing yards (3,144) and quarterback rating (90.7). Smith also set the franchise record for fewest interceptions thrown in a season (5).

TE Vernon Davis grew in the offense throughout the season. He took his game to the next level in the playoffs, registering 10 receptions for 292 yards and four touchdowns in two games. Davis became just the fifth player in the Super Bowl era to register at least two receiving touchdowns in consecutive postseason games in the same season. T Joe Staley also flourished under Roman, as he was named Second-Team All-Pro and was selected as a starter in his first career Pro Bowl.

In what marks his 15th season coaching in the NFL, Roman has been a member of the coaching staffs of the Carolina Panthers (1995-2001), Houston Texans (2002-03) and Baltimore Ravens (2006-07). He also spent two seasons (2009-10) on Jim Harbaugh's coaching staff at Stanford.

Roman joined the Cardinal in 2009 as the running game coordinator, with position responsibilities of tight ends and offensive tackles. In 2010, he kept those responsibilities, but also added the duties of associate coach and assistant head coach of the offense.

During his time at Stanford, the Cardinal posted a 20-6 record, which was the best over a two-year span in the University's history. He mentored two Heisman runner-up candidates in QB Andrew Luck (2010) and RB Toby Gerhart (2009). Over those two seasons, the Cardinal allowed a total of 13 sacks on offense, which marked the fewest over that time span in the nation. Stanford allowed just seven sacks in 2009 and six sacks in 2010, ranking 2nd in the nation both years.

Roman oversaw a Cardinal offense in 2010 that ranked 9th nationally in points scored (40.3 points/game), 14th in total yards per game (472.5), 17th in rushing yards per game (213.8) and 1st in time of possession (34:34). Under his guidance, Stanford offense produced a school-record 524 points. Roman mentored a tight end trio of Coby Fleener, Konrad Reuland and Zach Ertz, who combined for a total of 833 receiving yards on 65 catches with 13 touchdowns.

A year prior, Roman's sophisticated blocking schemes and knowledge of the running game were major factors in the Cardinal amassing a single-season school record of 2,837 yards on the ground in 2009. At season's end, all five members of the offensive line garnered postseason honors, while Stanford's tight ends combined to catch 38 passes for 557 yards and four touchdowns.

Prior to arriving at Stanford, Roman served as the assistant offensive line coach for a Baltimore Ravens team that captured the 2006 AFC North Division title with a regular season mark of 13-3. He helped the Ravens improve to 17th in the NFL in total offense and 2nd in fewest sacks allowed with 17, setting a franchise record. Baltimore also led the NFL in time of possession and set team records for completion percentage (62.6%), third down conversions (96), fourth-down percentage (72.7%) and fewest turnovers (23). The offensive line helped quarterback Steve McNair set a team record for pass completion percentage (63.0%) and most passes without an interception (162). In addition, left tackle Jonathan Ogden was voted to his 10th-straight Pro Bowl.

Prior to joining the staff in Baltimore, Roman enjoyed a four-year coaching stint with the Houston Texans, serving as the team's tight ends (2002-03) and quarterbacks coach (2004-05). As tight ends coach, Roman tutored Billy Miller, who led the Texans with 91 receptions over two seasons. He also guided former 2002 NFL first round draft pick David Carr, who had his best season under Roman in 2004 when he passed for 3,531 yards and an 83.1 quarterback rating.

Roman launched his coaching career with the Carolina Panthers in 1995, the team's inaugural season in the NFL, when he was named the strength and conditioning assistant/defensive quality control coach, while also working with the defensive backs and the linebackers. In 1996, the Panthers set a NFL record for most wins by an expansion team, as Carolina won the NFC West crown and advanced to the NFC Championship game. He then moved to the offensive side of the ball as Carolina's offensive quality control coach for two seasons (1997-98) before assuming the role of offensive assistant for the 1999 and 2000 campaigns. As the team's offensive assistant, he worked with both the run-and-pass game strategy and implementation, helping the Panthers finish 2nd in the NFL in passing offense and 5th in yards per rush. Roman worked as the team's assistant offensive line coach in his final season with the Panthers in 2001.

A three-year letter-winner and two-year starting defensive lineman at John Carroll University from 1990-93, Roman earned All-Ohio Conference honorable mention honors following his senior season. He also helped the Blue Streaks capture a share of the OAC championship.

During his junior year at John Carroll, Roman participated in Project H.O.P.E. (Helping Others Through Physical Education) which aids the developmentally disabled in northeast Ohio.

A native of Ventnor, N.J. and a graduate of Holy Spirit High School, Greg and his wife, Dana, have three children, Connor, Gregory and Emily Grace.



ROMAN'S BACKGROUND

YEARS	COACHING BACKGROUND	HEAD COACH
2011–current	Offensive Coordinator, San Francisco 49ers	Jim Harbaugh
2010	Associate Head Coach/Assistant Head Coach Offense/TE's/Offensive Tackles, Stanford	Jim Harbaugh
2009	Tight Ends/Offensive Tackles/Running Game Coordinator, Stanford	Jim Harbaugh
2006–07	Assistant Offensive Line, Baltimore Ravens	Brian Billick
2004–05	Quarterbacks, Houston Texans	Dom Capers
2002–03	Tight Ends, Houston Texans	Dom Capers
2001	Assistant Offensive Line, Carolina Panthers	George Seifert
1999–2000	Offensive Assistant, Carolina Panthers	George Seifert
1997–98	Offensive Quality Control, Carolina Panthers	Dom Capers
1996	Defensive Assistant, Carolina Panthers	Dom Capers
1995	Defensive Quality Control/Strength & Conditioning Assistant, Carolina Panthers	Dom Capers
1990–93	*Defensive Lineman, John Carroll University	Tony DeCarlo

* *Player*





VIC FANGIO

DEFENSIVE COORDINATOR
26th NFL Season | 2nd with 49ers



With an extensive coaching background that spans more than two decades, Vic Fangio is in his second season as defensive coordinator of the San Francisco 49ers.

In 2011, Fangio led a 49ers defensive unit that ranked first in the NFL against the run (77.3 yards per game), tied for first with 38 takeaways and second in points allowed (14.3 points per game). The defense did not allow a rushing touchdown through the first 14 games of the season, setting a new NFL record. The unit allowed just three rushing touchdowns all season, which is the lowest total allowed since the NFL went to a 16-game schedule in 1978. The 49ers defense also led the NFC in points allowed (14.3), yards allowed per game (325.9), opposing quarterback rating (73.6), first downs allowed (267) and ranked second in red zone defense (41.2 pct.).

Under Fangio's direction, the 49ers defense had four players named to the All-Pro team and four selected to the Pro Bowl. DT Justin Smith became the first player ever to be named First and Second-Team All-Pro at different positions in the same phase of the game (First-Team All-Pro at defensive tackle; Second-Team All-Pro at defensive end). Smith was also selected to his third consecutive Pro Bowl.

LB NaVorro Bowman led the team with 173 tackles and was named First-Team All-Pro. LB Patrick Willis ranked second on the team with 121 tackles and set career-highs with four forced fumbles, two fumble recoveries and 12 passes defensed. Willis was also named First-Team All-Pro and was selected as a starter in the Pro Bowl. LB Aldon Smith set the franchise rookie sack record, tallying 14.0 sacks on the season. CB Carlos Rogers was named Second-Team All-Pro and a starter in his first career Pro Bowl, while S Dashon Goldson made his first trip to Hawaii.

Fangio, enters his 26th season coaching in the NFL, which includes 12 years of experience as a defensive coordinator for four NFL teams - Carolina (1995-98), Indianapolis Colts (1999-2001), Houston Texans (2002-05) and San Francisco (2011). As a defensive coordinator, Fangio has directed defensive units that have led the NFL or ranked among the top three teams in seven or more major statistical categories.

Fangio was the defensive coordinator for Stanford in 2010, where he led one of the nation's top defenses. He was unanimously selected as college football's Defensive Coordinator of the Year by three different media entities.

The Cardinal defense made significant strides under Fangio's guidance, improving from a 90th ranked unit nationally in 2009 to a defense that ranked in the top-25 nationally in six major defensive categories in 2010. Stanford finished the year ranked 10th in scoring defense (17.4 points/game), 11th in sacks (36), 16th in passing defensive efficiency (112.79), 19th in rushing defense (120.8 yards/game), 19th in interceptions (18) and 21st in total defense (322.8 yards/game). Within the Pac-10 Conference, the Cardinal improved from 8th to 1st in both scoring defense and sacks, while moving from 9th to 2nd in takeaways and yards allowed. In addition, Stanford posted three Pac-10 shutouts on the year; marking the first time ever the Cardinal had held opponents scoreless in three contests in a single season.

Prior to joining Stanford, Fangio served on the Baltimore Ravens coaching staff from 2006-09 as a special assistant to the head coach and linebackers coach. In his four seasons with Baltimore, the Ravens led the NFL in total defense in 2006, ranked second in 2008 and third in 2009.

Fangio spent the previous four seasons as the defensive coordinator of the Houston Texans (2002-05). His 2002 defense ranked eighth in the AFC overall and fourth in the conference in pass defense. The Texans scored three defensive touchdowns against the Pittsburgh Steelers at Heinz Field in Week 14 en route to a 24-6 victory.

In 2004, the Texans set a team record and ranked fifth in the NFL with 22 interceptions, five of which were returned for touchdowns. Houston did not allow a touchdown for 13 straight quarters from Week 13 to 16, posting the longest stretch by any team in the league that season.

Fangio served as the defensive coordinator of the Indianapolis Colts from 1999-2001. The Colts posted a 13-3 record in Fangio's first season after going just 6-26 the previous two years. Indianapolis won its first division title in 15 years, while the Colts defense improved from last to 15th under his guidance. The 2000 Colt defense tallied 42 sacks and made strides in all other statistical categories.

In 1995, Fangio was named defensive coordinator of the expansion Carolina Panthers. The Panthers tied for seventh in total defense and ranked sixth in scoring defense, 10th in rushing defense, fifth in takeaways and second in defensive passer rating in its inaugural season.

In 1996, the Panthers won the NFC West title and reached the NFC Championship game in just their second year of existence. The Panther defense allowed just 218 points on the year, ranking second in the NFL. Carolina also yielded just five touchdowns and 56 points in the second half of games for the entire season, breaking an NFL record set by the 1985 Chicago Bears that still stands today. The Panthers defense also led the NFL in sacks and 3rd down defense. Fangio's defense featured three All-Pro linebackers in Lamar Lathon, Sam Mills and Kevin Greene.



Fangio spent nine seasons as the linebackers coach of the New Orleans Saints, starting in 1986. In his second year, the Saints advanced to the playoffs for the first time in franchise history and came back the following year to finish with a 10-6 record. Fangio coached the vaunted "Dome Patrol," which included All-Pro linebackers Rickey Jackson, Pat Swilling, Sam Mills and Vaughan Johnson. The group was the only linebacking unit from one team voted to the Pro Bowl on the first ballot. That group was later voted the best linebacking unit in NFL history by NFL Network.


After attending East Stroudsburg University, Fangio began his coaching career in 1979 as the linebackers coach at his alma mater, Dunmore (PA) High School, and was later promoted to defensive coordinator in 1980. He spent 1982 as the defensive coordinator at Milford (CT.) Academy before landing his first collegiate coaching position at the University of North Carolina, where he served as a graduate assistant in 1983.

Following a one-year stay in Chapel Hill, Fangio spent the 1984 and 1985 seasons as a defensive assistant with the Philadelphia/Baltimore Stars of the USFL, helping the team to back-to-back league titles.

Fangio was inducted into the Northeast Pennsylvania Hall of Fame in 1993. Vic has one son, Christian, and one daughter, Cassie.

FANGIO'S BACKGROUND

YEARS	COACHING BACKGROUND	HEAD COACH
2011–current	Defensive Coordinator, San Francisco 49ers	Jim Harbaugh
2010	Defensive Coordinator, Stanford	Jim Harbaugh
2009	Special Assistant to Head Coach/Linebackers, Baltimore Ravens	John Harbaugh
2006–08	Special Assistant to Head Coach, Baltimore Ravens	John Harbaugh/Brian Billick
2002–05	Defensive Coordinator, Houston Texans	Dom Capers
1999–2001	Defensive Coordinator, Indianapolis Colts	Jim Mora
1995–98	Defensive Coordinator, Carolina Panthers	Dom Capers
1986–94	Linebackers, New Orleans Saints	Jim Mora
1984–85	Defensive Assistant, Philadelphia/Baltimore Stars	Jim Mora
1983	Graduate Assistant, North Carolina	Dick Crum
1982	Defensive Coordinator, Milford Academy	Vince Sinagra
1979–81	Defensive Coordinator/Linebackers, Dunmore HS	Jack Henzes



MICHAEL CHRISTIANSON

Offensive Asst. & Coordinator of Football Technology
3rd NFL Season | 2nd with 49ers



Michael Christianson is in his second season with the 49ers as the team's offensive assistant & coordinator of football technology.

Christianson brings a variety of both NFL and collegiate coaching experience to the 49ers. Since 2007, he has been a field technician and football product specialist with XOS Digital, a digital technology and media management solutions company that services professional and collegiate athletics. In 2006, Christianson served as 49ers head coach Jim Harbaugh's tight ends coach at the University of San Diego, helping the Toreros to the I-AA mid-major national title.

Prior to San Diego, Christianson was the senior administrative assistant for football at the University of Nebraska, overseeing the daily operations of the football program from 2004-06.

Christianson made his NFL coaching debut as the assistant offensive line coach for the 2002 Super Bowl Champion Tampa Bay Buccaneers. Before making the jump to the NFL, Christianson spent 10 years in the collegiate coaching ranks, coaching tight ends at Montana State (2000-01) and running backs at both Portland State (1996-99) and Lewis and Clark College (1995). He also tutored the tight ends and offensive line at Western Oregon from 1992-94.

Christianson played football for three years at Western Oregon, where he graduated in 1992. He went on to earn a master's degree in secondary education with an emphasis in administration and computer applications from Western Oregon in 1995.


Christianson and his wife, Tracy, have two sons, Taylor and Cameron.

CHRISTIANSON'S BACKGROUND

YEARS	COACHING BACKGROUND	HEAD COACH
2012-current	Offensive Assistant/Coordinator of Football Technology, San Francisco 49ers	Jim Harbaugh
2011	Coordinator of Football Technology/Offensive Quality Control, San Francisco 49ers	Jim Harbaugh
2006	Tight Ends, University of San Diego	Jim Harbaugh
2004-06	Senior Administrative Assistant, Nebraska	Bill Callahan
2002	Assistant Offensive Line, Tampa Bay Buccaneers	Jon Gruden
2000-01	Tight Ends, Montana State	Mike Kramer
1996-99	Running Backs, Portland State	Tim Walsh
1995	Running Backs, Lewis and Clark	Chuck Stolberg
1992-94	Tight Ends/Offensive Line, Western Oregon	Randy Wegner
1989-91	*Tight End/Offensive Tackle, Western Oregon	Bill McArthur/John Vogt
1987-88	*Linebacker, Portland State	Pokey Allen

*Player





GEEP CHRYST

QUARTERBACKS

20th NFL Season | 2nd with 49ers



Geep Chryst is in his second season with the 49ers after being named the team's quarterbacks coach on January 19, 2011.

Chryst helped guide QB Alex Smith to his best NFL season in 2011. Smith set career highs in passing yards (3,144), completions (273), and passer rating (90.7). He also set the franchise record for fewest interceptions thrown in a single-season with just five. Smith's five interceptions are tied for third in NFL history (min. 400 atts.) and his interception percentage of 1.1 also ranks third in NFL history (min. 400 atts.). Most importantly, he posted a 14-4 overall record as the starter, in 2011.

With over 20 years of coaching experience, including 18 years in the NFL, Chryst most recently served as the tight ends/offensive quality control coach for the Carolina Panthers (2006-10). In 2009, Chryst was part of an offensive coaching staff that helped the Panthers become the first team in the history of the NFL to garner two running backs with more than 1,100 yards rushing in the same season. His tight end unit also posted the most productive receiving season for Panthers tight ends in a decade that year.

Before joining Carolina in 2006, Chryst served as the Arizona Cardinals quarterbacks coach (2001-03) and San Diego Chargers offensive coordinator/quarterbacks coach (1999-2000). Chryst implemented the no-huddle offense in San Diego in 1999, which led to Harbaugh enjoying the second-highest passing output (2,761 passing yards) of his 15-year career. The Chargers also completed the most passes (332) in 13 years with Chryst directing the offense and Harbaugh became the first quarterback in team history since Hall of Famer Dan Fouts to pass for 400 yards in a game, that year.

Chryst spent three seasons with the Cardinals, serving as the team's tight ends coach from 1996-97 before becoming the quarterbacks coach in 1998. He began his NFL coaching career with the Chicago Bears in 1991 as the director of research/quality control, a position he held until 1995. In the spring of 1992, Chryst, after being out of uniform for eight years, took a 15-day hiatus from the Bears to long snap in three playoff games for the short-handed Orlando Thunder of the World League. Interestingly, he had made his professional coaching debut with the Thunder in 1991, serving as the wide receivers/running backs coach.

Chryst began his coaching career at University of Wisconsin-Platteville in 1987 before moving over to the University of Wisconsin-Madison in 1988. Chryst then spent two years at the University of Wyoming, serving as the offensive line coach in 1989 and the quarterbacks coach in 1990.

A three-year starter at linebacker for Princeton University, Chryst also played baseball for two seasons for the Tigers. He earned a bachelor's degree in history from Princeton as well as a master's degree in educational administration from the University of Wisconsin.

CHRYST'S BACKGROUND

YEARS	COACHING BACKGROUND	HEAD COACH
2011–current	Quarterbacks, San Francisco 49ers	Jim Harbaugh
2006–10	Tight Ends/Offensive Quality Control, Carolina Panthers	John Fox
2001–03	Quarterbacks, Arizona Cardinals	Dave McGinnis
1999–2000	Offensive Coordinator/Quarterbacks, San Diego Chargers	Mike Riley
1998	Quarterbacks, Arizona Cardinals	Vince Tobin
1996–97	Tight Ends, Arizona Cardinals	Vince Tobin
1991–95	Director of Research/Quality Control, Chicago Bears	Dave Wannstedt/Mike Ditka
1992	*Tight End/Longsnapper, Orlando Thunder (World League)	Galen Hall
1991	Wide Receivers/Running Backs, Orlando Thunder (World League)	Don Matthews
1990	Quarterbacks, University of Wyoming	Paul Roach
1989	Offensive Line, University of Wyoming	Paul Roach
1988	Graduate Assistant, University of Wisconsin	Don Morton
1987	Quarterbacks, University of Wisconsin–Platteville	George Chryst
1981–84	*Linebacker, Princeton University	Frank Navarro

*Player





REGGIE DAVIS

TIGHT ENDS

2nd NFL Season | 2nd with 49ers



A former NFL tight end, Reggie Davis is in his second season as tight ends coach for the 49ers after being hired on February 4, 2011.

In 2011, the 49ers tight ends served as valuable weapons and accounted for 87 receptions for 1,009 yards and nine touchdowns, including a team-leading six by TE Vernon Davis. In the 49ers two playoff games, Davis notched 10 receptions for 292 yards and four touchdowns. His 292 receiving yards are the most in NFL history by a tight end in their first two postseason games. He became just the fifth player in the Super Bowl era to register at least two touchdowns in consecutive postseason games in the same season.

Davis previously played alongside, and coached under, 49ers head coach Jim Harbaugh, while with the San Diego Chargers and at the University of San Diego, respectively.

Davis spent the previous three years as the running backs coach at Oregon State University. Under his tutelage, RB Jacquizz Rodgers became the first freshman in the history of the Pac-10 Conference to earn its Offensive MVP award in 2008, after rushing for 1,253 yards and earning All-America honors for his efforts.

Prior to joining the Beavers in 2008, Davis was the running backs coach at the University of Nevada-Las Vegas from 2005-07. In 2004, he served on Harbaugh's San Diego coaching staff, tutoring the tight ends and assisting with special teams. From 2001-04, he worked as a speed and strength coach for Play Fast Athletics in San Diego.

A University of Washington standout, Davis went on to play two seasons alongside Harbaugh as a Charger (1999-2000), appearing in 26 games (three starts).


A native of Long Beach, CA, Davis holds a degree in sociology. He and his wife Jennifer have five children, a daughter, Kayla, and two sets of twins, DeSean and Jalen, and Jordan and Tyson.

DAVIS' BACKGROUND

YEARS	COACHING BACKGROUND	HEAD COACH
2011-current	Tight Ends, San Francisco 49ers	Jim Harbaugh
2008-10	Running Backs, Oregon State	Mike Riley
2005-07	Running Backs, UNLV	Mike Sanford
2004	Tight Ends, University of San Diego	Jim Harbaugh
1999-2000	*Tight End, San Diego Chargers	Mike Riley
1994-98	*Tight End/Linebackers, University of Washington	Jim Lambright

*Player





ED DONATELL

SECONDARY

22nd NFL Season | 2nd with 49ers



Ed Donatell is in his second season with the 49ers after being hired as the team's secondary coach on January 19, 2011.

Working with assistant secondary coach Greg Jackson, Donatell helped guide the 49ers defensive backfield, in 2011, to 22 interceptions, which ranked second among all NFL secondaries. S Dashon Goldson and CB Carlos Rogers each recorded a career-high six interceptions and both were selected to the Pro Bowl for the first time. Rogers was named a starter in Hawaii, while also being selected Second-Team All-Pro. The defense finished the season ranked fourth in the NFL in percentage of attempts intercepted (3.9).

With over three decades of coaching experience, including 21 years in the NFL, Donatell has worked with several of the most highly regarded defensive backs in pro football history, including Ronnie Lott, Steve Atwater, LeRoy Butler, Darren Sharper, Ty Law, Lawyer Milloy, Champ Bailey and Brian Dawkins.

Donatell most recently served as the secondary coach with the Denver Broncos from 2009-10. Over the course of two seasons with the Broncos, the team ranked seventh in the NFL in opponent completion percentage (58.8) and ninth in passing yards per game (223.7).

Prior to working as the defensive coordinator for the University of Washington in 2008 and a special assistant for the New York Jets in 2007, Donatell served as the defensive coordinator for the Atlanta Falcons from 2004-06.

In his first season with Atlanta in 2004, the Falcons advanced to the NFC Championship Game and led the NFL in sacks (48) for the first time in club history. During his final year as the Falcons defensive coordinator in 2006, the club led the NFL in third-down percentage (30.2), while ranking sixth in the league in yards per carry allowed (3.8).

Donatell spent four seasons as Green Bay's defensive coordinator (2000-03), helping the Packers lead the NFL with 116 takeaways from 2001 to 2003. Green Bay advanced to the playoffs during each of those three seasons, including the 2001 and 2002 campaigns when they won the NFC North title. In 2002, Donatell's defense set a Green Bay record with 52 sacks and led the NFL with 45 takeaways. That year, Sharper earned his second Pro Bowl selection under Donatell after tying for the NFC lead among safeties with seven interceptions.

In Donatell's first stint with the Broncos (1995-99) he served as the team's secondary coach and won back-to-back Super Bowls in 1998 and 1999. The Broncos ranked seventh in the league in both passing yards per game (199.6) and passing yards per attempt allowed (6.5), en route to earning three playoff berths under Donatell. The Broncos also ranked in the top 10 against the pass in four of Donatell's five seasons as defensive backs coach.

Donatell made his NFL coaching debut as the secondary coach with the New York Jets from 1990-94, where he worked with Lott in the final two seasons of his career.

Prior to making the jump to the NFL, Donatell spent 11 seasons in the collegiate ranks. He served as the defensive backs coach at Cal State Fullerton (1989), the University of Idaho (1986-88) and the University of Pacific (1983-85). He also was a graduate assistant at the University of Washington (1981-82) and Kent State (1979-80).

An all-conference defensive back, team captain and four-year letterwinner at Glenville State (WV) University, Donatell received a bachelor's degree in physical education in 1979. He went on to earn a master's degree in administration from Kent State in 1981. A native of Stow, OH, Donatell is married to his wife Shari, and the couple has three children, Brenna, Thomas and Steven.

DONATELL'S BACKGROUND

YEARS	COACHING BACKGROUND	HEAD COACH
2011–current	Secondary, San Francisco 49ers	Jim Harbaugh
2009–10	Secondary, Denver Broncos	Eric Studesville/Josh McDaniels
2008	Defensive Coordinator, University of Washington	Tyrone Willingham
2007	Special Assistant, New York Jets	Eric Mangini
2004–06	Defensive Coordinator, Atlanta Falcons	Jim Mora
2000–03	Defensive Coordinator, Green Bay Packers	Mike Sherman
1995–99	Defensive Backs, Denver Broncos	Mike Shanahan
1990–94	Defensive Backs, New York Jets	Pete Carroll/Bruce Coslet
1989	Defensive Backs, Cal State Fullerton	Gene Murphy
1986–88	Defensive Backs, University of Idaho	Keith Gilbertson
1983–85	Defensive Backs, University of Pacific	Bob Cope
1981–82	Graduate Assistant, University of Washington	Don James
1979–80	Graduate Assistant, Kent State	Ron Blackledge





TIM DREVNO

OFFENSIVE LINE

2nd NFL Season | 2nd with 49ers



With an extensive collegiate coaching background that spans two decades, Tim Drevno is in his second NFL season as the 49ers offensive line coach. In his role, he works alongside fellow offensive line coach, Mike Solari.

Under the direction of Drevno and Solari, the 49ers offensive line helped pave the way for RB Frank Gore as he became the franchise's all-time leading rusher in 2011. Members of the offensive line were also honored as T Joe Staley was named second-team All-Pro and was selected to his first career Pro Bowl, while G Mike Iupati and C Jonathan Goodwin were selected as alternates.

Prior to joining the 49ers, Drevno served as a member of Jim Harbaugh's coaching staff at Stanford from 2007-10. Over the course of his final two seasons with the Cardinal, Drevno coached a Stanford offensive line that allowed just 13 sacks during that span, ranking 2nd in the nation in both 2009 (7) and 2010 (6). In addition, the Cardinal offensive line led the way for a ground game that set a school record with 2,837 rushing yards (11th nationally - 218.2 yards/game) in 2009, followed by 2,779 yards in 2010.

Drevno mentored center Chase Beeler, who earned first-team All-American AFCA, AP and Sporting News, and second-team Walter Camp All-America in 2010. A year prior, all five members of the offensive line garnered postseason honors following the 2009 season. Prior to taking over the Cardinal offensive line in 2009, Drevno served as tight ends coach from 2007-08.

Prior to his arrival at Stanford, Drevno was the offensive coordinator and offensive line coach at the University of San Diego (2003-06). The Toreros won back-to-back NCAA Division I-AA Mid-Major national titles and Pioneer League championships in 2005 and 2006. Under his direction as offensive coordinator, the Toreros led the nation in total offense twice, finished 3rd once and 9th on the other occasion.

The 2006 San Diego squad that finished 11-1 overall led all NCAA Division I-AA teams in passing offense (293.3 yards/game), total offense (494.25 yards/game) and scoring offense (42.83 points/game).

Quarterback Josh Johnson was one of four offensive All-Americans on the team and led all NCAA Division I-AA quarterbacks in passing yards (3,320), passing efficiency (169.0), touchdown passes (34), and total offense (336.7 ypg). He also posted 721 yards and 11 touchdowns rushing and one touchdown receiving. Johnson went on to be selected by the Tampa Bay Buccaneers in the fifth round of the NFL draft in 2008.

San Diego set numerous offensive school records in 2005, including points per game (42.6) and total offense (485.2 yards/game). In 2004, the Toreros offense averaged 432.4 yards of total offense per game to rank 9th in the nation. The Toreros were also 11th in scoring offense (36.1 points/game) and 12th in passing offense (275.4 yards/game). Drevno directed USD's West Coast offense to 483.3 yards per game to lead the nation and a Pioneer Football League best 39.9 points per game in 2003, when the squad finished 8-2 and was co-champs of the Pioneer Football League's North Division.

Drevno was the offensive line coach at Idaho for three seasons (2000-02) prior to joining the USD staff. The Vandal offense ranked 6th in the nation in 2001 and 8th in 2000. He coached three NFL players while at Idaho, including Jake Scott, Rick Demulling and Patrick Venzke.

Prior to his tenure at Idaho, Drevno's previous coaching stops included San Jose State (offensive line - 1999), UNLV (running backs - 1998) and Montana State (tight ends - 1993-95; running backs 1996-97).

Drevno began his collegiate playing career at El Camino College, where he helped lead his club to a national title in 1987 and earned All-Mission League honors the following season. He then went on to start on the Cal State Fullerton offensive line for two seasons. Drevno was an all-league player at South Torrance High School.


Drevno earned his bachelor's degree in criminal justice from Cal State-Fullerton in 1992. Tim and his wife Shannon are the parents of three children, McKenna, Zachary and Baylee.

DREVNO'S BACKGROUND

YEARS	COACHING BACKGROUND	HEAD COACH
2011-current	Offensive Line, San Francisco 49ers	Jim Harbaugh
2009-10	Offensive Line, Stanford	Jim Harbaugh
2007-08	Tight Ends, Stanford	Jim Harbaugh
2003-06	Offensive Coordinator/Offensive Line, University of San Diego	Kevin McGarry/Jim Harbaugh
2000-02	Offensive Line, Idaho	Tom Cable
1999	Offensive Line, San Jose State	Dave Baldwin
1998	Running Backs, UNLV	Jeff Horton
1996-97	Running Backs, Montana State	Cliff Hysell
1993-95	Tight Ends, Montana State	Cliff Hysell
1991-92	Graduate Student, Cal State Fullerton	Gene Murphy
1989-91	*Offensive Lineman, Cal State Fullerton	Gene Murphy
1987-88	*Offensive Lineman, El Camino College	John Featherstone

*Player





EJIRO EVERO

OFFENSIVE ASSISTANT

5th NFL Season | 2nd with 49ers



Ejiro Evero (eeh-JEE-row EV-uh-row) is in his second season with the 49ers. In 2012, he was named offensive assistant after originally joining the 49ers as a quality control coach on January 21, 2011.

Evero joined San Francisco after spending the 2010 season at the University of Redlands as the special teams coordinator and safeties coach.

Prior to his stint with the Bulldogs, he spent three seasons with the Tampa Bay Buccaneers (2007-09) as the defensive quality control coach. In his first year with the Bucs, Evero was part of a defensive unit that ranked second in the NFL in total defense (278.4 ypg) and first in pass defense (170.5 ypg). The following year in 2008, he helped the defense finish in the top 10 in total defense for a second consecutive season, ranking ninth in the NFL by allowing only 306.1 yards per game.

Before joining Tampa Bay, Evero spent two seasons (2005-06) as an assistant coach at the University of California-Davis where he helped the Aggies to the Great West Conference Championship in 2005. In 2004, he was a football intern at UC-Davis, while also serving as an assistant coach for the Davis High School junior varsity squad.

Evero was a four-year letterman at UC-Davis, starting at safety for three seasons. A two-time captain for the Aggies, he was twice named a Division II All-American (2002-03). Following his college career in 2004, he signed with the Oakland Raiders as an undrafted free agent.


Evero completed his Master of Business Administration from National University in 2006.

EVERO'S BACKGROUND

YEARS	COACHING BACKGROUND	HEAD COACH
2012	Offensive Assistant, San Francisco 49ers	Jim Harbaugh
2011	Quality Control, San Francisco 49ers	Jim Harbaugh
2010	Special Teams Coordinator/Safeties, University of Redlands	Mike Maynard
2007-09	Defensive Quality Control, Tampa Bay Buccaneers	Raheem Morris/John Gruden
2005-06	Assistant Coach, University of California-Davis	Bob Biggs
2000-03	*Safety, University of California-Davis	Bob Biggs

*Player





PETER HANSEN

DEFENSIVE ASSISTANT/QUALITY CONTROL
2nd NFL Season | 2nd with 49ers



Peter Hansen is in his second season as defensive assistant/quality control coach for the 49ers after being hired on February 4, 2011.

Hansen spent the previous two years as a defensive assistant on the Stanford Cardinal coaching staff, working closely with 49ers defensive coordinator Vic Fangio in film breakdown, scouting reports and practice preparation. He had previously served as a strength and conditioning intern for the Cardinal, in 2008.

As an assistant coach at Palo Alto High School for four seasons (2004-07), Hansen worked primarily with the Vikings tight ends and defensive ends. He also served as the team's defensive coordinator during the 2006 and 2007 campaigns.

A two-sport athlete at the University of Arizona, Hansen majored in economics and played both football and basketball. He blocked seven field goals and point after attempts during his career, and earned second team all-conference honors as a special teams performer, in 2000. Hansen was a member of the Wildcats basketball team during the 1999-2000 and 2001-02 seasons.

Hansen played professional football for the Cannes Iron Mask in Cannes, France, in 2003, and later played professional basketball for Club Falcon in Copenhagen, Denmark, during the 2003-04 season.

A Palo Alto native, Hansen attended Palo Alto High School where he played for his father, Earl, the long-time football coach at the school.

HANSEN'S BACKGROUND

YEARS	COACHING BACKGROUND	HEAD COACH
2011–current	Defensive Assistant/Quality Control, San Francisco 49ers	Jim Harbaugh
2009–10	Defensive Assistant, Stanford	Jim Harbaugh
2008	Strength and Conditioning Intern, Stanford	Jim Harbaugh
2006–07	Defensive Coordinator, Palo Alto High School	Earl Hansen
2004–05	Assistant Coach, Palo Alto High School	Earl Hansen
2003	*Tight End/Defensive End, Cannes Iron Mask (France)	Enver Ramovic
1997–2001	*Tight End/Quarterback, University of Arizona	Dick Tomey/John Mackovic

**Player*





GREG JACKSON

ASSISTANT SECONDARY
2nd NFL Season | 2nd with 49ers



Greg Jackson is in his second season as secondary coach for the 49ers after being hired on February 17, 2011.

Working along side secondary coach Ed Donatell, Jackson helped guide the 49ers defensive backfield, in 2011, to 22 interceptions, which ranked second among all NFL secondaries. S Dashon Goldson and CB Carlos Rogers each recorded a career-high six interceptions and both were selected to the Pro Bowl for the first time. Rogers was named a starter in Hawaii, while also being selected Second-Team All-Pro. The defense finished the season ranked fourth in the NFL in percentage of attempts intercepted (3.9).

Jackson join San Francisco after having spent eight years coaching in the collegiate ranks. In 2010, he was the nickel back/assistant linebackers coach for a University of Wisconsin team that finished the year ranked seventh in the nation with an 11-2 record.

Prior to joining the Badgers, Jackson coached at Tulane University, serving as the linebackers/kickoff team coach (2009), the safeties/kickoff team coach (2008) and the defensive backs coach (2007). Jackson spent three seasons as the defensive backs coach at Louisiana-Monroe (2004-06), where he coached All-Sun Belt Conference defensive back Chris Harris, who led the country with seven interceptions, in 2004. He also spent one year as the defensive backs coach for the University of Idaho (2003).

Jackson enjoyed a 12-year career as a NFL safety. He originally entered the league as a third-round draft choice of the New York Giants in 1989, with whom he played until 1993. Jackson then went on to play for the Philadelphia Eagles (1994-95), New Orleans Saints (1996) and San Diego Chargers (1997-2000). He was a teammate of 49ers head coach Jim Harbaugh during his final two years with the Chargers. In his career, Jackson played in 168 games (129 starts) and registered 32 interceptions.

Jackson enjoyed a productive collegiate career at LSU from 1985-88, helping the Tigers to a combined 36-10-2 record over that span. LSU won the Southeastern Conference championships in 1986 and 1988, and played in bowl game every year.

Jackson, a safety, was a first-team All-American in 1988, leading the nation with seven interceptions. His 219 interception return yards is the second-highest single-season total in SEC history.

A native of Miami, FL, Jackson earned a bachelor's degree in communications broadcasting from Fairleigh Dickinson University, in 2004.


Jackson and his wife, Dina, have two children, Greg Jr. and Jayden, while his oldest son, Jamal, is a football student-athlete at Appalachian State University.

JACKSON'S BACKGROUND

YEARS	COACHING BACKGROUND	HEAD COACH
2011–current	Assistant Secondary, San Francisco 49ers	Jim Harbaugh
2010	Nickel Back/Assistant Linebackers, Wisconsin	Bret Bielema
2009	Linebackers/Kickoff Team, Tulane	Bob Toledo
2008	Safeties/Kickoff Team, Tulane	Bob Toledo
2007	Defensive Backs, Tulane	Bob Toledo
2004–06	Defensive Backs, Louisiana–Monroe	Charlie Weatherbie
2003	Defensive Backs, Idaho	Tom Cable
1997–2000	*Safety, San Diego Chargers	Mike Riley/Kevin Gilbride/June Jones
1996	*Safety, New Orleans Saints	Jim Mora
1994–95	*Safety, Philadelphia Eagles	Ray Rhodes/Rich Kotite
1989–93	*Safety, New York Giants	Dan Reeves/Ray Handley/Bill Parcells
1985–88	*Safety, LSU	Mike Archer/Bill Arnsparger

*Player





JIM LEAVITT

LINEBACKERS

2nd NFL Season | 2nd with 49ers



With over 30 years of coaching experience in the collegiate ranks, Jim Leavitt is in his second season as the linebackers coach for the 49ers after being hired on January 19, 2011.

In 2011, Leavitt led a linebacking corps that featured two, First-Team All-Pro selections, LB Patrick Willis and LB NaVorro Bowman. Bowman, in his first year as a starter, led the team with 173 tackles, while adding two sacks and two fumble recoveries. Willis ranked second on the team with 121 tackles and set career-highs with four forced fumbles, two fumble recoveries and 12 passes defended. The 49ers also ranked first in the NFL in run defense, in 2011.

Prior to joining San Francisco, Leavitt was the head coach at the University of South Florida, a position he held since the program's inception in 1995. In 13 seasons, he led the Bulls to a 95-57 record.

The program began play in 1997 at the division I-AA level and immediate success propelled the Bulls to a national ranking for 24 consecutive weeks. In 2001, South Florida became a Division I-A independent before moving to Conference USA, in 2003. Leavitt's continued success helped South Florida move into the Big East prior to the 2005 season. That year, Leavitt led the Bulls to their first ever Bowl appearance.

Since becoming a member of the Big East Conference in 2005, Leavitt led the Bulls to a 40-24 record, including five consecutive Bowl appearances, posting a 3-2 record in those games. South Florida's ascension into the top 25 from entry into I-A/FCS was the fastest in NCAA history, surpassing Boise State's rise by a mere seven weeks. The Bulls achieved another record on September 30, 2007, when they became the fastest program of the modern era to reach the top 10, landing at No. 6 in the AP Poll and No. 9 in the Coaches' Poll. On October 14, 2007, South Florida received its first ever BCS ranking as the No. 2 team in the nation behind only the Ohio State Buckeyes. That week, the team was also ranked No. 2 in the AP Poll and No. 3 in both the Coaches' and the Harris Interactive Poll.

Prior to becoming the head coach at South Florida, Leavitt worked under legendary coach Bill Snyder at Kansas State from 1990-95. Leavitt served as the linebackers coach for two seasons before becoming the defensive coordinator. He was instrumental in building a Wildcat defense that improved from 93rd in the nation in 1993 to the number one ranked unit in 1995.

His coaching career began as a graduate assistant at the University of Missouri (1978-79). Leavitt followed that by serving as the defensive coordinator at the University of Dubuque (IA) from 1980-81. He then spent five seasons at Morning Side College (IA), working as the special teams coordinator for one year before being named the defensive coordinator in 1983.


In 1988, Leavitt turned his attention towards obtaining his Ph.D in psychology from the University of Iowa, an endeavor he had been pursuing sporadically since 1982. By 1989, Leavitt simply needed to complete his dissertation when Iowa head coach Hayden Fry offered him a graduate position. With the coaching bug in his blood, Leavitt jumped at the opportunity and was able to fast track his coaching career in I-A football. Following the '89 season, Leavitt was named to Bill Snyder's staff at Kansas State.

A native of Harlingen, TX, Leavitt is married to his wife, Jody, and the couple has two daughters, Sofia and Isabella. Leavitt also has another daughter, Deandra.

LEAVITT'S BACKGROUND

<u>YEARS</u>	<u>COACHING BACKGROUND</u>	<u>HEAD COACH</u>
2011–current	Linebackers, San Francisco 49ers	Jim Harbaugh
1995–2009	Head Coach, University of South Florida	---
1992–95	Defensive Coordinator, Kansas State University	Bill Snyder
1990–91	Linebackers, Kansas State University	Bill Snyder
1989	Graduate Assistant, University of Iowa	Hayden Fry
1988	Academic Internship, University of Iowa	Hayden Fry
1983–87	Defensive Coordinator, Morning Side College	Erv Mondt
1982	Special Teams Coordinator, Morning Side College	Tim McGuire
1980–81	Defensive Coordinator, University of Dubuque	Don Birmingham
1978–79	Graduate Assistant, University of Missouri	Warren Powers





JOHN MORTON

WIDE RECEIVERS

10th NFL Season | 2nd with 49ers



John Morton is in his second year with the 49ers after being named the team's wide receivers coach on January 20, 2011.

Under Morton's direction in 2011, WR Michael Crabtree had his most productive season as a pro leading the team with career-highs in receptions (72) and receiving yards (874), while adding four touchdowns.

Morton spent the previous four years at the University of Southern California as the school's wide receivers coach. He also held the position of the Trojans passing game coordinator in 2007-08 and 2010, while serving as the school's offensive coordinator in 2009. Under Morton's tutelage, WR Damian Williams earned All-Pac-10 first team honors and, along with WR Patrick Turner, was a third round draft pick in the 2009 NFL Draft.

Prior to joining USC, Morton served at the passing game coordinator/offensive assistant with the New Orleans Saints in 2006, helping the Saints earn a berth in the NFC Championship game that season.

Morton worked under Jim Harbaugh at the University of San Diego as the passing game/wide receivers coach in 2005. That year, QB Josh Johnson set school records in completions (260), completion percentage (70.1) and passing yards (3,256), while WR Adam Hannula set a school record in 73 receptions.

From 1997-2004, Morton worked for the Oakland Raiders in several capacities and served alongside Harbaugh for two years (2002-03). He began in the Raiders personnel department and then worked as an offensive assistant, coaching the wide receivers for two years (1998-99). Morton then became the offensive quality control coach in 2000 and again worked with the wide receivers until 2001. He was then elevated to senior offensive assistant/wide receivers coach in 2002, where he coached Jerry Rice, who earned Pro Bowl honors, and Tim Brown on a team that earned a trip to the Super Bowl. Morton was later named the team's tight ends coach in 2004.

Morton originally signed with Oakland as an undrafted rookie wide receiver in 1993, and spent part of the next two seasons (1993-94) on the Raiders practice squad. He also spent time with Green Bay in 1993 and was in training camp with the Jacksonville Jaguars in 1995. Morton returned to training camp with the Raiders again in 1996. He played for the CFL's Toronto Argonauts in 1995 and 1996, and later with the World League's Frankfurt Galaxy in the spring of 1997.

Morton played at Western Michigan for two seasons (1991-92), where he finished 10th on the school's all-time receiving list (78 receptions) and eighth in receiving yards (1,278), earning All-Mid-American Conference honors as a senior, in 1992. He later received a bachelor's degree in general studies from Western Michigan in 1997. Morton came to Western Michigan after two years (1989-90) at Grand Rapids (MI) Community College, where he received his associate's degree in 1990.


Morton and his wife, Shannon, have two daughters, Tierney Rose and Sage Marie.

MORTON'S BACKGROUND

<u>YEARS</u>	<u>COACHING BACKGROUND</u>	<u>HEAD COACH</u>
2011-current	Wide Receivers, San Francisco 49ers	Jim Harbaugh
2010	Passing Game Coordinator/WR, University of Southern California	Lane Kiffin
2009	Offensive Coordinator/Wide Receivers, University of Southern California	Pete Carroll
2007-08	Passing Game Coordinator/Wide Receivers, University of Southern California	Pete Carroll
2006	Passing Game Coordinator/Offensive Assistant, New Orleans Saints	Sean Payton
2005	Passing Game/Wide Receivers, University of San Diego	Jim Harbaugh
2004	Tight Ends, Oakland Raiders	Norv Turner
2002-03	Senior Offensive Assistant/Wide Receivers, Oakland Raiders	Bill Callahan
2000-01	Offensive Quality Control/Wide Receivers, Oakland Raiders	John Gruden
1998-99	Offensive Assistant/Wide Receivers, Oakland Raiders	John Gruden
1997	Personnel Department, Oakland Raiders	Joe Bugel
1997	*Wide Receiver, Frankfurt Galaxy	Ernie Stautner
1995-96	*Wide Receiver, Toronto Argonauts	Don Matthews/Bob O'Billovich
1993-94	*Wide Receiver (Practice Squad), Oakland Raiders/Green Bay Packers	Art Shell/Mike Holmgren
1991-92	*Wide Receiver, Western Michigan	Al Molde
1989-90	*Wide Receiver, Grand Rapids Community College	Fred Julian

*Player





TOM RATHMAN

RUNNING BACKS

15th NFL Season | 10th with 49ers



Tom Rathman rejoined the 49ers as the team's running backs coach in 2009 after serving the previous two seasons in the same capacity with the Oakland Raiders. It marks Rathman's second coaching stint in San Francisco, having also coached the running backs for the team from 1997 to 2002.

Under Rathman's tutelage, RB Frank Gore has solidified his reputation as one of the premier backs in the league. In 2011, Gore was selected to his third career Pro Bowl as he became the franchise's all-time leading rusher, surpassing Hall of Famer Joe "The Jet" Perry. Gore also became the first player in franchise history to rush for over 100 yards in five consecutive games. Rathman also played a key role in developing starting FB Bruce Miller as he made the transition to the offensive side of the ball after starring at defensive end in college. The offense finished the season with the league's eighth-best run game.

Gore was having one of the best seasons of his career in 2010 before being placed on Injured Reserve with a hip injury. Despite playing in only 11 games, he earned Pro Bowl recognition as an alternate at season's end. At the time of his injury, Gore ranked fifth in the NFC in rushing yards (853) and second in yards from scrimmage (1,305).

A year prior, Gore became the first player in 49ers history to rush for more than 1,000 yards in four seasons (2006-09), as the fifth year veteran posted 1,120 rushing yards and a career-high 10 rushing touchdowns on the season, despite missing two games due to injury. For his efforts, Gore was named an alternate for the 2010 Pro Bowl, and eventually played in the honorary game. He also was twice named NFC Offensive Player of the Week (2 & 14).

While with the Raiders, Rathman oversaw a rushing attack that ranked 10th (124.2 ypg) in the NFL in 2008 after ranking 6th (130.4 ypg) a year prior. Rathman played an instrumental role in developing RB Justin Fargas, who rushed for 1,009 yards in 2007 and 853 yards in 2008.

Prior to joining the Raiders, Rathman served as the running backs coach for the Detroit Lions from 2003 to 2005. In 2004, Rathman tutored RB Kevin Jones, who rushed for 1,133 yards, including an NFL-leading 825 yards on 153 attempts (5.4 avg.) over the final seven games of the season. Jones' performance in his first NFL season was tops among rookies in the NFL that year and the best rookie season by a Lions running back since RB Barry Sanders in 1989.

During Rathman's first coaching stint with the 49ers, San Francisco's rushing attack finished in the top 10 among NFL teams in five of the six seasons under his guidance, including top-ranked seasons in 1998 (159.0 ypg) and 1999 (130.9 ypg), to go along with a 2nd ranked unit in 2001 (140.3).

In 2001, Rathman was instrumental in guiding RB Garrison Hearst, the two-time NFL Comeback Player of the Year, to his second career Pro Bowl selection. He coached RB Charlie Garner to his second consecutive 1,000-yard season and his first career Pro Bowl selection in 2000 after gaining 1,142 yards on 258 carries and a career-high seven touchdowns. Garner also eclipsed his career-highs with 68 receptions for 647 yards and three touchdowns.

Prior to his coaching career, Rathman enjoyed an NFL playing career of his own that spanned nine seasons (1986-94) as a fullback. He entered the league as a third round pick by San Francisco, where he spent the first eight years of his career helping the 49ers capture two World Championships (Super Bowl XXIII and XXIV) and seven NFC West titles. In 1989, he led all NFL running backs in receiving with 73 receptions for 616 yards. Rathman played his final season in the NFL with the Los Angeles Raiders in 1994, closing out his NFL career with 2,020 rushing yards, 320 receptions for 2,684 yards and 34 total touchdowns.

In between his playing and coaching career in the NFL, the Grand Island, Nebraska native helped rebuild the Menlo College (CA) program by serving as the team's offensive coordinator in 1996 after serving as the running backs coach at Serra High School in San Mateo (CA) in 1995.

A three-year letterman at Nebraska, Rathman rushed for 1,425 yards and averaged more than six yards per carry.


Rathman and his wife, Holly, have three daughters: Nicole, Alexandra, and Samantha.

RATHMAN'S BACKGROUND

YEARS	COACHING BACKGROUND	HEAD COACH
2009-current	Running Backs, San Francisco 49ers	Jim Harbaugh/Jim Tomsula/Mike Singletary
2007-08	Running Backs, Oakland Raiders	Lane Kiffin
2003-05	Running Backs, Detroit Lions	Steve Mariucci
1997-02	Running Backs, San Francisco 49ers	Steve Mariucci
1996	Offensive Coordinator, Menlo College	Doug Cosbie
1994	*Running Back, Oakland Raiders	Art Shell
1986-93	*Running Back, San Francisco 49ers	George Seifert/Bill Walsh
1983-85	*Running Back, Nebraska	Tom Osborne

* Player





TRACY SMITH

SPECIAL TEAMS ASSISTANT

4th NFL Season | 1st with 49ers



Tracy Smith joins the 49ers as a special teams assistant after spending the 2011 season with the Seattle Seahawks as a coaching assistant. Prior to Seattle, Smith served as a special teams assistant with the Cleveland Browns, working with current 49ers assistant head coach/special teams coordinator Brad Seely.

Before making the jump to the NFL, Smith served as the tight ends coach at Utah State from 2006-08.

Smith spent 2005 as the offensive graduate assistant at LSU. In his position, he worked with the Tiger quarterbacks under the direction of offensive coordinator and quarterbacks coach Jimbo Fisher.


Prior to coaching at LSU, Smith was a restricted earnings coach working with tight ends and serving as the team's video coordinator at Stephen F. Austin.

Smith received a degree in business from LSU, while working on the athletic department's video staff. His father, Carl, is the quarterbacks coach for the Seattle Seahawks. Smith, who was born Feb. 23, 1982 in Beaumont, Texas, has a son, Troy.

SMITH'S BACKGROUND

YEARS	COACHING BACKGROUND	HEAD COACH
2012-current	Special Teams Assistant, San Francisco 49ers	Jim Harbaugh
2011	Coaching Assistant, Seattle Seahawks	Pete Carroll
2009-10	Special Teams Assistant, Cleveland Browns	Eric Mangini
2006-08	Tight Ends, Utah State	Brent Guy
2005	Offensive Graduate Assistant, Louisiana State University	Les Miles
2004	Tight Ends/Video Coordinator, Stephen F. Austin	Mike Santiago





MIKE SOLARI

OFFENSIVE LINE

26th NFL Season | 8th with 49ers



Mike Solari rejoined the 49ers in 2010 as the team's offensive line coach after having previously served as the tight ends/assistant offensive line coach for San Francisco from 1992-96 under legendary coach Bobb McKittrick. In his role, Solari works closely with offensive line coach Tim Drevno.

Under the direction of Solari and Drevno, the 49ers offensive line showed stability and growth in 2011. T Joe Staley, G Mike Iupati, C Jonathan Goodwin and T Anthony Davis started every game last season, while G Adam Snyder started the final 13 regular season games and both postseason contests. Staley was named second-team All-Pro and was selected to his first Pro Bowl as a starter, while Iupati and Goodwin were named Pro Bowl alternates.

The offensive line led the way for RB Frank Gore as he became the franchise's all-time leading rusher, surpassing Hall of Famer Joe "The Jet" Perry. Gore, who was also selected to the Pro Bowl, set the franchise record rushing for over 100 yards in five consecutive games. He finished the season ranked sixth in the NFL with 1,211 rushing yards in 2011. The offense finished the season with the league's eighth-best run game.

In 2010, Solari relied on his extensive experience as he helped shuffle an offensive line that was plagued by injury, while also integrating first round draft picks T Anthony Davis and G Mike Iupati into the starting lineup. After a season-ending injury to starting center Eric Heitmann in training camp, Solari was able to quickly find a replacement in David Baas, who hadn't started a game at center since college. Baas went on to start all 16 games for the 49ers and earned the coveted Bobb McKittrick Award as voted upon by his teammates.

Prior to joining the 49ers, Solari spent two seasons (2008-09) as the offensive line coach for the Seattle Seahawks. Under his direction, tackle Walter Jones was selected to the Pro Bowl in 2008.

Following his initial stint with the 49ers, Solari spent nine seasons as the offensive line coach for Kansas City (1997-2005). With Solari directing the Kansas City offensive line, the team averaged 126.8 rushing yards per game, ranking fourth in the NFL during that time span.

Solari's line produced a trio of Pro Bowl offensive linemen in 2004 and 2005, in guards Will Shields and Brian Waters, as well as tackle Willie Roaf. Kansas City became the first club to accomplish that feat since Dallas from 1993-96. As a result of his offensive line's dominance, the Chiefs offense led the league in total offense in 2004 (franchise-record 418.4 ypg) and 2005 (387.0 ypg).

The Daly City, CA, native was later promoted by the Chiefs to offensive coordinator in 2006. During his 11-year tenure in Kansas City, the team finished in the top 10 in rushing on seven occasions, in the top five four times, and ranked 6th in the NFL in total offense (359.2 yards per game) over that span. Solari was one of just six assistant coaches in team history to record more than a decade of service with the franchise.

While with the 49ers from 1992 to 1996, Solari was largely responsible for the development of tight end Brent Jones, who made four Pro Bowl appearances, and was instrumental in the team's successful Super Bowl XXIX season.

Solari began his NFL coaching career with the Dallas Cowboys in 1987, where he was the assistant offensive line/special teams coach for two seasons. He moved on to the Phoenix Cardinals to work with Gene Stallings for one season, before joining him at the University of Alabama (1990-91).

In 1976, Solari's coaching career began at Mission Bay (CA) High School, followed by stints at Mira Costa Junior College (1978) and U.S. International (1979). The following year, he helped lead Boise State to the NCAA Division I-AA Championship. He spent additional time on the collegiate level at Cincinnati (1981-82) and Kansas (1983-85), and later served as the offensive coordinator at the University of Pittsburgh (1986).

A former offensive lineman at San Diego State, Solari was a teammate of former Chiefs head coach and current ESPN analyst Herm Edwards, as well as Carolina Panthers head coach John Fox.

Solari is married to wife, Patti, and the couple has three children, Tamara, Stephanie and Michael.






SOLARI'S BACKGROUND

YEARS	COACHING BACKGROUND	HEAD COACH
2010–current	Offensive Line, San Francisco 49ers	Jim Harbaugh/Jim Tomsula/Mike Singletary
2008–09	Offensive Line, Seattle Seahawks	Jim Mora/Mike Holmgren
2006–07	Offensive Coordinator, Kansas City Chiefs	Herman Edwards
1997–2005	Offensive Line, Kansas City Chiefs	Dick Vermeil/Gunther Cunningham/Marty Schottenheimer
1992–96	Tight Ends/Asst. Offensive Line, San Francisco 49ers	George Seifert
1990–91	Offensive Line, Alabama	Gene Stallings
1989	Offensive Line, Phoenix Cardinals	Gene Stallings
1987–88	Assistant Offensive Line/Special Teams, Dallas Cowboys	Tom Landry
1986	Offensive Coordinator/OL, University of Pittsburgh	Mike Gottfried
1983–85	Offensive Line, Kansas	Mike Gottfried
1981–82	Offensive Line, University of Cincinnati	Mike Gottfried
1980	Offensive Line, Boise State	Jim Criner
1979	Offensive Line, U.S. International	Tom Walsh
1978	Offensive Line, Mira Costa Junior College	
1976–77	Offensive Line, Mission Bay High School	
1972–75	*Offensive Lineman, San Diego State	Claude Gilbert/Don Coryell

**Player*





JIM TOMSULA

DEFENSIVE LINE

6th NFL Season | 6th with 49ers



Jim Tomsula is in his sixth season with the 49ers as the team's defensive line coach, after having also served as San Francisco's interim head coach for the final game of the 2010 season.

Since Tomsula's arrival, the 49ers run defense and pass rush have steadily improved. During his five seasons with the team, the defense has allowed a mere 3.64 yards per carry, to rank second in the NFL during that span. In terms of yards per carry allowed, San Francisco's defense ranked 5th (3.8) in 2007, 8th (3.8) in 2008, 3rd (3.6) in 2009, 2nd (3.5) in 2010 and 1st (3.5) in 2011, a notable improvement from ranking 16th (4.1) in 2006 prior to Tomsula's arrival.

In 2011, the 49ers set the NFL record by not allowing a rushing touchdown in their first 14 games of the season. The team only allowed three rushing touchdowns all year, the fewest allowed in the NFL since the league went to a 16 game schedule in 1978. The 49ers finished the season ranked first in the NFL against the run (77.3 yards per game), first in yard per carry allowed (3.5) and fourth overall, allowing just 308.2 yards of offense per game. The unit also finished second in the league in points allowed per game (14.3 and tied for seventh in sacks (42).

Tomsula led a defensive line that was anchored by DT Justin Smith. Smith was named to his third consecutive Pro Bowl as a starter, in 2011, and was First-Team All-Pro at defensive tackle and Second-Team All-Pro at defensive end, becoming the first player ever named First and Second-Team All-Pro at different position in the same phase of the game.

In 2010, the 49ers ranked 6th in the NFL in run defense, allowing just 1,547 rushing yards (96.7 ypg), marking the lowest rushing total allowed by the team since 1997 (1,366 yards). DT Justin Smith was named to the Pro Bowl for the second consecutive year after recording 8.5 sacks, the most since his rookie season.

A year prior, the 49ers ranked 6th (97.0 ypg) in the NFL against the run, as Smith finished the year among the team leaders in tackles (90), while also posting 6.0 sacks, 2 FFs and 2 FRs. For his efforts, he appeared in the 2010 Pro Bowl as an alternate.

Also charged with the development of the team's pass rush, Tomsula has helped the 49ers increase their sack totals from 65 over his first two seasons to 80 the past two years. After ranking tied for 3rd in 2009 with 44 sacks, the 49ers posted 36 in 2010 for a two-year total that ranked 7th in the NFL over that span.

The epitome of a journeyman, Tomsula has coached 28 seasons of football at the high school, college and professional levels since the Fall of 1989. During that span he spent one entire year out of football (1996) and has held a multitude of coaching titles including - head coach, assistant head coach, defensive coordinator, special teams coach, linebackers coach, defensive line coach and strength and conditioning coach.

Tomsula joined the 49ers after enjoying one of the most successful stints in NFL Europa history. Prior to being named the head coach of the Rhein Fire in 2006, which made him the youngest coach in NFL history at age 38, Tomsula served as the Berlin Thunder's defensive coordinator for two seasons, winning World Bowl XII in his first season with a defense that ranked first in the NFL against the run.

Tomsula joined the NFL in 1998 as the defensive line coach of the England Monarchs. He then went on to serve in the same capacity for five seasons with the Scottish Claymores, where he established a reputation for producing some of the league's most dominant lines. He also played a leading role in mentoring and teaching young talent in the league's National Player Development program.

Between NFL Europa seasons, Tomsula spent each fall as a member of Division II Catawba College's coaching staff, as coaching in the NFL was not a year-round post. While at Catawba, he was part of numerous college all-star games in a coaching capacity.

Tomsula was a defensive lineman at Catawba College in Salisbury, NC, after transferring from Middle Tennessee State. In 1989, he started his coaching career as an assistant at his alma mater after a knee injury ended his playing career. He went on to coach the defensive line coach at Woodland Hills (PA) High School in 1990.

Interestingly, Tomsula spent two seasons out of football. He served as a sales rep for Thera-Kinetics, a medical equipment company, in 1991, until he landed a job as an assistant at Charleston Southern University, SC, (1992-95). In order to make ends meet in Charleston, Tomsula held many odd jobs such as delivering newspapers for The Post and Courier, serving as a night janitor at an insurance agency, and cutting firewood. After his stint at Charleston Southern, he returned to his hometown of Pittsburgh, PA, where he cleaned the floors at a department store until landing a job as a sales rep at Cisco Foods. Tomsula returned to the coaching ranks in 1997, as the volunteer assistant defensive line coach at Catawba. With no income from his coaching passion, he again picked up a part-time job as an entry-way carpeting salesman and even lived out of his car at times.

He and his wife, Julie, reside in San Jose with their daughters Britney and Brooke, and son Bear.




TOMSULA'S BACKGROUND

YEARS	COACHING BACKGROUND	HEAD COACH
2011–current	Defensive Line, San Francisco 49ers	Jim Harbaugh
2010	Interim Head Coach, San Francisco 49ers	---
2007–10	Defensive Line, San Francisco 49ers	Mike Singletary/Mike Nolan
2006	Head Coach, Rhein Fire	---
2004–05	Asst. Head Coach/Defensive Coordinator/Linebackers, Catawba College	Chip Hester
2002–03	Asst. Head Coach/Defensive Coordinator/Defensive Line, Catawba College	Chip Hester
2001	Asst. Head Coach/Defensive Line/Linebackers/Strength & Conditioning, Catawba College	David Bennett
1998–99	Defensive Line/Outside Linebackers/Special Teams, Catawba College	David Bennett
1997	Defensive Line, Catawba College	David Bennett
1992–95	Linebackers/Defensive Line/Strength and Conditioning Coordinator, Charleston Southern	David Dowd
1990	Defensive Line, Woodland Hills (PA) High School	George Novak
1989	Strength and Conditioning Coordinator/Defensive Line, Catawba College	Bill Mauldin
1987–88	*Defensive Lineman, Catawba College	Bill Mauldin
1985	*Defensive Lineman, Middle Tennessee State	Boots Donnelly

* Player

TOMSULA'S NFL EUROPE BACKGROUND

YEARS	COACHING BACKGROUND	HEAD COACH
2005	Defensive Coordinator, Berlin Thunder	Rick Lantz
2004	Defensive Coordinator/Special Teams, Berlin Thunder	Rick Lantz
2001–03	Defensive Line/Special Teams, Scottish Claymores	Gene Dahlquist
1999–2000	Defensive Line/Outside Linebackers/Special Teams, Scottish Claymores	Jim Criner
1998	Defensive Line/Special Teams, England Monarchs	Lionel Taylor



PAUL WULFF

SENIOR OFFENSIVE ASSISTANT
1st NFL Season | 1st with 49ers



Paul Wulff is in his first season with the 49ers as the team's senior offensive assistant.

Wulff joins the 49ers after spending the previous four seasons (2008-11) as the head coach at Washington State University. Under Wulff, the Cougars offensive production improved in each of his four seasons, while the defensive performance improved in each of his final three years. From 2010-11, Washington State was the only team in Division I to improve in total offense, total defense, offensive scoring and defensive scoring both seasons.

Prior to his time at Washington State, Wulff spent 15 seasons (1993-2007) at Eastern Washington University. In 2000, he was named head coach of the Eagles and held the position from 2000-07. Wulff was honored as the Big Sky Conference Coach of the Year in 2001, 2004 and 2005 as well as being named a finalist for National Coach of the Year in 2004 and 2007. In his seven seasons at the helm, Wulff led EWU to a 53-40 record, two Big Sky Conference Co-Championships (2004-05) and three appearances in the NCAA FCS playoffs (2004-05, 07).

Wulff served as the offensive coordinator/line/strength coach at EWU from 1998-99 and the Eagles offensive line/strength coach from 1994-97. He began his coaching career as a volunteer assistant/offensive line coach at EWU, in 1993.

Wulff starred collegiately at Washington State, where he was a four-year letterman (1985-89). The offensive lineman earned Second-Team All-Pac 10 and honorable mention All-America honors as a senior. Wulff signed with the New York Jets as an undrafted rookie free agent in 1990, and was later released during training camp. He also played for the Raleigh-Durham Skyhawks (1991) and the New York/New Jersey Knights (1992) of the NFL World League.


Wulff, a native of Woodland, CA, graduated from Washington State in 1990 with a degree in social sciences. He is married to his wife, Sherry. The couple has three children, Katie, Max and Sam.

WULFF'S BACKGROUND

YEARS	COACHING BACKGROUND	HEAD COACH
2012-current	Senior Offensive Assistant, San Francisco 49ers	Jim Harbaugh
2008-11	Head Coach, Washington State University	---
2000-07	Head Coach, Eastern Washington University	---
1998-99	Offensive Coordinator, Eastern Washington University	Mike Kramer
1994-97	Offensive Line/Strength Coach, Eastern Washington University	Mike Kramer
1993	Volunteer Assistant/Offensive Line, Eastern Washington University	Dick Zornes
1992	*Offensive Line, New York/New Jersey Knights	Darrel "Mouse" Davis
1991	*Offensive Line, Raleigh-Durham Skyhawks	Roman Gabriel
1990	*Offensive Line, New York Jets	Bruce Coslet
1985-89	*Offensive Line, Washington State University	Mike Price/Dennis Erickson/Jim Walden

* Player





MARK UYEYAMA

HEAD STRENGTH & CONDITIONING
5th NFL Season | 5th with 49ers



Mark Uyeyama (poh-ee-YAH-muh) is in his fifth season with the 49ers, and second as head strength and conditioning coach, after having served as the assistant strength and conditioning coach from 2008-10. In 2011, Uyeyama was named Samson Equipment's NFL Strength & Conditioning Coach of the Year by *American Football Monthly*.

Uyeyama is responsible for overseeing the team's strength and conditioning program, which includes strength, power development, speed, recovery and regeneration, as well as the nutritional program for the players. He brings an individualized approach to the strength and conditioning position within a team-based context.

Uyeyama served as San Francisco's assistant strength and conditioning coach from 2008 to 2010 after having served as the head strength and conditioning coach at Utah State University from 2004 to 2007.

Uyeyama graduated from Utah in May of 2000 while working as a student assistant strength coach for two years. He then became a graduate assistant at USU before moving to another graduate assistant position at Arizona State from 2001 to 2003, when he was promoted to a full-time assistant.

Prior to working in the strength and conditioning field, Uyeyama played football at Butte Community College in Oroville, CA and Northern State University in Aberdeen, SD.

He earned a master's degree in higher and post secondary education from ASU in May of 2003.


Uyeyama is married to his wife, Tara.

UYEYAMA'S BACKGROUND

YEARS	COACHING BACKGROUND	HEAD COACH
2011–current	Head Strength and Conditioning, San Francisco 49ers	Jim Harbaugh
2008–10	Assistant Strength and Conditioning, San Francisco 49ers	Jim Tomsula/Mike Singletary/Mike Nolan
2004–07	Head Strength and Conditioning, Utah State	Brent Guy/Mike Dennehy
2003	Assistant, Arizona State	Dirk Koetter
2001–02	Graduate Assistant, Arizona State	Dirk Koetter
1996–97	*Nose Guard, Northern State	Dennis Miller
1994–95	*Nose Guard, Butte Community College	Craig Rigsbee

* Player





KEVIN TOLBERT

ASSISTANT STRENGTH & CONDITIONING
5th NFL Season | 2nd with 49ers



Kevin Tolbert is in his second season with the 49ers as the team's assistant strength and conditioning coach.

He joined the San Francisco after having served under head coach Jim Harbaugh at Stanford from 2009-2010. In 2009, he worked as the assistant strength & conditioning coach for the Cardinal before being promoted to head strength and conditioning coach the following year.

Prior to joining Harbaugh at Stanford, Tolbert worked with the Detroit Lions in 2008 as the team's assistant strength and conditioning coach. Before making the jump to the NFL, Tolbert spent eight seasons (2001-07) at the University of Michigan as the Wolverines strength & conditioning coach.

Tolbert started his collegiate coaching career with the University of Miami in 1998, serving as the Hurricanes weight training and conditioning coach for three seasons. Tolbert also spent time as a volunteer strength & conditioning coach with the Philadelphia Eagles (1996-97).


A native of Hempstead, NY, Tolbert graduated from the United States Naval Academy in 1981 with a bachelors of science degree in physical science. He was a three-year football letterman for the Midshipmen, helping the squad to a pair of bowl appearances.

TOLBERT'S BACKGROUND

<u>YEARS</u>	<u>COACHING BACKGROUND</u>	<u>HEAD COACH</u>
2011–current	Assistant Strength and Conditioning, San Francisco 49ers	Jim Harbaugh
2010	Head Strength and Conditioning, Stanford University	Jim Harbaugh
2009	Assistant Strength and Conditioning, Stanford University	Jim Harbaugh
2008	Assistant Strength and Conditioning, Detroit Lions	Rod Marinelli
2001–07	Strength and Conditioning, University of Michigan	Lloyd Carr
1998–2000	Weight Training and Conditioning, University of Miami	Butch Davis
1996–97	Volunteer Strength and Conditioning, Philadelphia Eagles	Ray Rhodes
1978–80	*Fullback, U.S. Naval Academy	George Welsh

* Player





DAVE SCHOLZ

STRENGTH, NUTRITION & CONDITIONING ASSISTANT
1st NFL Season | 1st with 49ers



Dave Scholz is in his first season with the 49ers as the strength, nutrition and conditioning assistant. In his position, he is responsible for the programming for quarterbacks and kickers as well as all the nutritional aspects of the team, including meal planning. Scholz spent the 2011 season as the 49ers strength and conditioning intern.

Prior to joining the 49ers, Scholz served as the assistant strength and conditioning coach at Utah State, where he assisted in all matters of football and served as the head of sports nutrition. He also was the lead strength coach for softball and volleyball.

From 2006-08, Scholz was a graduate assistant at Utah State, where he worked alongside current 49ers head strength and conditioning coach Mark Uyeyama. During the summer of 2006, Scholz was a strength and conditioning intern at Arizona State.


Scholz attended the University of Wisconsin-Milwaukee, where he earned his degree in exercise fitness. He went on to earn his Masters from Utah State in health, physical education and recreation. Scholz has also earned his CSCS Certification from the NSCA, Precision Nutrition Certification, ISSA Sports Nutrition Certification and BioSignature Modulation.

He and his wife, Kara, live in Santa Clara.

SCHOLZ'S BACKGROUND

YEARS	COACHING BACKGROUND	HEAD COACH
2012–current	Strength, Nutrition and Conditioning Assistant, San Francisco 49ers	Jim Harbaugh
2011	Strength and Conditioning Intern, San Francisco 49ers	Jim Harbaugh
2008–11	Assistant Strength and Conditioning, Utah State	Brent Guy/Gary Anderson
2006–08	Graduate Assistant, Utah State	Brent Guy
2006	Strength and Conditioning Intern, Arizona State	Dirk Koetter





BILL NAYES

SPECIAL ASSISTANT TO HEAD COACH
14th NFL Season | 4th with 49ers



Bill Nayes is in his fourth season with the 49ers as Special Assistant to the Head Coach.

Prior to joining the 49ers, he served as Assistant Athletic Director/Director of Football Operations at the University of Wisconsin-Madison for three years. With the Badgers, Nayes coordinated all team operations, including game scheduling, budgeting, team travel, camps, operational schedules, and team bowl trips. He also served as a liaison between football and various departments, and supervised office personnel.

Before his time at Wisconsin, Nayes served as Football Operations Coordinator/Team Travel with the Seattle Seahawks under then Head Coach Mike Holmgren from 1999 to 2006. During his seven years in Seattle, he was responsible for all aspects of the team's travel, including the budget, team charters, hotel accommodations, meal arrangements and ground transportation. Nayes also organized the Seahawks' training camp and mini-camps, as well as the team's operational schedules.

Nayes was originally hired full-time by the Packers in 1997 after serving as a training camp intern during the summers of 1995 and 1996. He worked under Holmgren as Administrative Assistant/Football Operations until 1999.

During his years of working in football operations, which initially began at his alma mater as a student football manager before moving into a Football Operations Assistant role upon graduation, Nayes has been a part of six college bowl games, four international games, and seven NFL postseasons, including three Super Bowls.

Nayes graduated with a Bachelor of Science degree from the University of Wisconsin-Madison in 1994. He and his wife, Paige, have a daughter, Natalia and a son, Joe. They reside in Santa Jose, CA.

NAYES' BACKGROUND

YEARS	COACHING BACKGROUND	HEAD COACH
2009–current	Special Assistant to Head Coach, San Francisco 49ers	Jim Harbaugh/Jim Tomsula/Mike Singletary
2006–09	Asst. Athletic Director/Director of Football Operations, Univ. of Wisconsin	Bret Bielema
2000–06	Football Operations Coordinator/Team Travel, Seattle Seahawks	Mike Holmgren
1999–2000	Administrative Assistant/Football Operations, Seattle Seahawks	Mike Holmgren
1997–99	Administrative Assistant/Football Operations, Green Bay Packers	Mike Holmgren
1994–97	Football Operations Assistant, Univ. of Wisconsin	Barry Alvarez



SAN FRANCISCO 49ERS PRONUNCIATION GUIDE

PLAYERS

Navorro Bowman	nuh-VARR-oh, BOH-minn
Tramaine Brock	truh-MAIN
Ahmad Brooks	uh-MAHD
Tarell Brown	tuh-RELL
Garrett Celek	SELL-ick
Perrish Cox	PEHR-ish
Demarcus Dobbs	duh-MAR-kus
Darius Fleming	DARE-eeh-us
Dashon Goldson	duh-SHAWN
Tavares Gooden	TUH-var-us
Parys Haralson	Paris
Mike lupati	yoo-PAH-tee

PRONUNCIATION

Ricky Jean-Francois	jawn-FRAN-swah
Colin Kaepernick	CAP-ur-nick
Daniel Kilgore	KILL-gore
Mario Manningham	MARE-eeh-oh
Darcel McBath	darr-CELL, mik-BATH
Aldon Smith	ALL-dun
Isaac Sopoaga	soh-poh-AH-guh
Joe Staley	STAY-lee
Scott Tolzien	toll-ZEEN
Will Tukuafu	too-koo-AH-foo
Delanie Walker	duh-LAY-nee
Donte Whitner	DAHN-tay

COACHES

Geep Chryst	JEEP, KRIST
Ejiro Evero	eeh-JEE-row, EV-uh-row
Jim Leavitt	LEV-it
Mike Solari	soh-LAR-eeh
Jim Tomsula	tom-SOO-luh
Mark Uyeyama	ooh-eeh-YAH-muh
Paul Wulff	WOLF

PRONUNCIATION

ALL-TIME COACHES

ALBERT, Frank C., (Frankie) – (Stanford)
 Head Coach – 1956–58
 Assistant/Backfield Tutor – 1955

ALSMAN, Ed – (Washington)
 Special Teams – 1976–77

ATKINS, Bill – (Auburn)
 Defensive Secondary – 1976

ATTAWAY, Jerry – (Sacramento State)
 Physical Development Coordinator – 1983–04

BANASZEK, Cas – (Northwestern)
 Assistant Offensive Line – 1981

BARNES, Michael – (New York–Cortland)
 Strength Development – 1994–2000

BARRY, Joe – (Southern California)
 Defensive Quality Control – 2000

BATTA, Tom – (Kent State)
 Tight Ends – 1999–02

BEAKE, Chris – (Air Force)
 Offensive Assistant – 2010
 Offensive Assistant – 2003
 Defensive Assistant – 2000–02
 Defensive Quality Control – 1999

BEARD, Ed – (Tennessee)
 Linebackers – 1974–77
 Special Teams/Asst. Linebackers – 1973

BENGSTON, Phil – (Minnesota)
 Defensive Coach – 1951–58

BOARD, Dwaine – (North Carolina A&T)
 Defensive Line – 1994–2002
 Defensive Line Asst. – 1990–93

BROOKS, Rich – (Oregon State)
 Special Teams/Defensive Backs – 1974–75

BROWN, Greg – (UTEP)
 Defensive Backs – 1999

BROWN, Ray – (Arkansas State)
 Assistant Offensive Line – 2010

CARLISLE, Duane – (Maryland)
 Strength and Conditioning – 2008–2010
 Asst. Strength and Conditioning – 2005–07

CARR, Jimmy – (Morris Harvey)
 Defensive Backs – 1978

CARROLL, Pete – (Pacific)
 Defensive Coordinator – 1995–96

CAVANAUGH, Matt – (Pittsburgh)
 Quarterbacks – 1996

CHRISTIAN, Jamie – (Central Washington)
 Defensive Quality Control – 2003–04

CHRISTIANSEN, Jack – (Colorado State)
 Head Coach – 1963–67
 Defensive Backs – 1959–63

CHRISTIANSON, Michael – (Western Oregon)
 Offensive Ast./Coord. Football Technology – 2012–Current
 Coord. Football Information/Quality Control – 2011

CHRISTOFF, A. J. – (Idaho)
 Secondary – 2005

CHRYST, GEEP – (Princeton)
 Quarterbacks – 2011–Current

CIGNETTI, Frank – (Indiana University (PA))
 Quarterbacks – 2007

CLARK, Monte – (Southern California)
 Head Coach – 1976

COLCHICO, Dan – (San Jose State)
 Assistant Coach – 1967

COSLET, Bruce – (Pacific)
 Tight Ends – 1980

COZZETTO, Dan – (Idaho)
 Tight Ends – 2004

DAHLEN, Neal – (San Jose State)
 Coaching Administrator – 1979–95

DAVID, Jim – (Colorado State)
 Defensive Backs – 1964–66

DAVIS, Billy – (Cincinnati)
 Defensive Coordinator – 2005–06

DAVIS, Reggie – (Washington)
 Tight Ends – 2011–Current

DAY, Shane – (Kansas State)
 Quality Control – 2007–09

DEHAVEN, Bruce – (Southwestern College)
 Special Teams – 2000–02

DONATELL, Ed – (Glennville State)
 Secondary – 2011–Current

DREVNO, Tim – (Cal State Fullerton)
 Offensive Line – 2011–Current

DUNCAN, Mark – (Denver)
 Defensive Backs – 1955–62

EMANUEL, Gary – (Plymouth State)
 Defensive Line – 2005–06

ENGRAM, Bobby – (Penn State)
 Offensive Assistant – 2011

ENRIGHT, Dick – (Southern California)
 Offensive Line – 1976

ERBER, Lew – (Montana State)
 Blocking/Kicking – 1975

ERDELATZ, Eddie – (St. Mary's)
 Assistant – 1948–49

ERICKSON, Dennis – (Montana State)
 Head Coach – 2003–04

EVEREST, Al – (Southern Methodist)
 Special Teams Coordinator – 2007–09

EVERO, Ejiro – (UC–Davis)
 Offensive Assistant – 2012–Current
 Quality Control – 2011

FANGIO, Vic – (East Stroudsburg)
 Defensive Coordinator – 2011–Current

FIPP, Dave – (Arizona)
 Assistant Special Teams – 2008–10

FISHER, Jeff – (Southern California)
 Defensive Backs – 1992–93

FOERSTER, Chris – (Colorado State)
 Offensive Line – 2008–09

FRANKLIN, Chet – (Utah)
 Defensive Backs – 1974
 Special Teams – 1971–73

GANSZ, Frank – (Navy)
 Special Teams – 1978

GASE, Adam – (Michigan State)
 Offensive Assistant – 2008

GERHART, Doug – (Occidental)
 Quarterbacks/Running Backs – 1977
 Quarterbacks/Receivers – 1976

GIDDINGS, Mike – (California)
 Linebackers – 1968–73

GREEN, Dennis – (Iowa)
 Receivers – 1986–88
 Receivers/Special Teams – 1979

GRUDEN, Jon – (Dayton)
 Offensive Quality Control – 1990

HACKETT, Paul – (UC Davis)
 Quarterbacks/Receivers – 1983–85

HAMILTON, Pep – (Howard)
 Offensive Assistant/Quarterbacks coach – 2006

HANSEN, Peter – (Arizona)
 Defensive Assistant/Quality Control – 2011–Current

HARBAUGH, Jim – (Michigan)
 Head Coach – 2011–Current

HARRIS, Al – (Arizona State)
 Pass Rush Specialist – 2009–10

HARRIS, Bishop – (North Carolina College)
 Running Backs – 2005–07

HART, Tommy – (Morris Brown)
 Defensive Assistant – 1983–91

HECKER, Norb – (Baldwin–Wallace)
 Linebackers – 1980–86
 Defensive Backs – 1979

HEINRICH, Don – (Washington)
 Quarterbacks/Receivers – 1974–75
 Defensive Secondary – 1971–73

HICKEY, W., Howard "Red" – (Arkansas)
 Head Coach – 1959–63
 Offensive Backs/Ends – 1955–58

HILL, Jaime – (San Francisco State)
 Defensive Quality Control – 1997–98

HOENER, Pete – (Bradley)
 Tight Ends – 2005–10

HOLLWAY, Bob – (Michigan)
 Defensive Line – 1975

HOLMGREN, Mike – (Southern California)
 Offensive Coordinator/Quarterbacks – 1989–91
 Quarterbacks – 1986–88

HOLMOE, Tom – (Brigham Young)
 Defensive Backs – 1994–95

HOLOVAK, Mike – (Boston College)
 Offensive Backfield – 1969

HOSTLER, Jim – (Indiana, PA)
 Quarterbacks – 2005–06
 Offensive Coordinator – 2007

HUGHES, Ed – (Tulsa)
 Chief of Offense/Backs – 1968–70

JACKSON, Carl – (Prairie View A&M)
 Running Backs – 1992–96

JACKSON, Greg – (LSU)
 Secondary – 2011–Current

JACKSON, Milt – (Tulsa)
 Special Teams/Wide Receivers – 1980–82

JOHNSON, Bill – (Tyler JC)
 Chief of Offense – 1955–67

JOHNSON, Mike – (Akron)
 Offensive Coordinator – 2010
 Quarterbacks – 2009–10

JONES, Terrell – (San Jose State)
 Strength Development Coordinator – 2000–04

JOSEPH, Vance – (Colorado)
 Secondary Assistant – 2005–10

KIRKSEY, Larry – (Eastern Kentucky)
 Receivers – 1994–99

KNAPP, Greg – (Sacramento State)
 Offensive Coordinator – 2001–03
 Quarterbacks – 1998–2000
 Offensive Quality Control – 1995–97

KUBIAK, Gary – (Texas A&M)
 Quarterbacks – 1994

LAPPANO, Tim – (Idaho)
 Running Backs – 2003–04

LAVAN, Al – (Colorado State)
 Running Backs – 1989–90

LAWSON, Jim – (Stanford)
 Assistant – 1946–54

LEAVITT, Jim – (Missouri)
 Linebackers – 2011–Current

LEGGETT, Earl – (Louisiana State)
 Defensive Line – 1978

LEWIS, Sherman – (Michigan State)
 Receivers – 1989–91
 Running Backs – 1983–88

LITTLE, Steve – (Iowa State)
 Physical Development Asst. – 1993

LOWRY, Alan – (Texas)
 Special Teams – 1992–95

LYNN, Johnnie – (UCLA)
 Special Asst. to Head Coach/Secondary – 2009–10
 Secondary – 2006–08
 Defensive Backs – 1996

LYNN, Ron – (Mount Union)
 Secondary – 2004

MAC DUFF, Larry – (Oklahoma)
 Special Teams Coordinator – 2003–06

MANUSKY, Greg (Colgate)
 Defensive Coordinator – 2007–10

MARIUCCI, Steve – (Northern Michigan)
 Head Coach – 1997–02

MARSHALL, John – (Washington State)


Defensive Coordinator – 1997–98
Linebackers – 1994–96
Defensive Line – 1989–93
MARTZ, Mike – (Fresno State)
Offensive Coordinator – 2008
MATTHEWS, Billie – (Southern)
Running Backs – 1979–82
MAXIE, Brett – (Texas Southern)
Secondary – 2002–03
Assistant Secondary – 2000–01
Defensive Assistant – 1999
MCADOO, Ben – (Indiana, PA)
Assistant Offensive Line/Quality Control – 2005
MCCARTHY, Mike – (Baker)
Offensive Coordinator – 2005
MCCULLEY, Pete – (Louisiana Tech)
Head Coach – 1978
MCKITTRICK, Bobb – (Oregon State)
Offensive Line – 1979–99
MCMACKIN, Greg – (Southern Oregon)
Associate Head Coach/Linebackers – 2003–04
MCPHERSON, Bill – (Santa Clara)
Linebackers/Defensive Line/
Defensive Coordinator/Asst. Head
Coach/Defensive Asst. – 1979–98
MEYER, Ken – (Denison)
Head Coach – 1977
Offensive Backfield – 1968
MICHAEL, Jason – (Western Kentucky)
Quarterbacks – 2010
Offensive Assistant – 2009–10
MILLER, Burnie – (Wofford)
Defensive Backs – 1970
MORA, Jim – (Washington)
Defensive Coordinator – 1999–03
Defensive Backs – 1997–98
MORNHINWEG, Marty – (Montana)
Offensive Coordinator – Quarterbacks – 1997–98
MORRIS, Pat – (Southern California)
Offensive Line – 1999–03
Tight Ends/Assistant Offensive Line – 1997–98
MORTON, John – (Western Michigan)
Wide Receivers – 2011–Current
MUDD, Howard – (Hillsdale)
Offensive Line – 1977
MYERS, Jack – (UCLA)
Assistant – 1963
NATHAN, Tony – (Alabama)
Running Backs – 2008
NOLAN, Dick – (Maryland)
Head Coach – 1968–75
NOLAN, Mike – (Oregon)
Head Coach – 2005–2008
NORI, Mark (Boston College)
Offensive Assistant/Offensive Line – 2007
O'CONNOR, Fred – (East Stroudsburg State)
Head Coach (final seven games) – 1978
Offensive Coordinator – 1978
OLSON, Greg – (Central Washington)
Quarterbacks – 2001
OLSON, Rich – (Washington State)
Quarterbacks – 2004
PARIANI, Brian – (UCLA)
Offensive Coaches Assistant – 1992–94
PARKER, Johnny – (Mississippi)
Strength and Conditioning – 2005–07
PELINI, Mark (Bo) – (Ohio State)
Defensive Assistant – 1994–96
PERRY, Joe – (Compton JC)
Kicking/Game Scout – 1968–69
PETERS, Floyd – (San Francisco State)
Defensive Line – 1976–77
QUINN, Dan – (Salisbury State)
Defensive Line – 2003–04
Defensive Quality Control – 2001–02

RADAKOVICH, Dan – (Penn State)

Defensive Coordinator/Linebackers – 1978
RATHMAN, Tom – (Nebraska)
Running Backs – 2009–Current
Running Backs – 1997–02
Running Backs/Tight Ends Asst. – 1996
RAYE, Jimmy – (Michigan State)
Offensive Coordinator – 2009–10
Receivers – 1977
REESE, Floyd – (UCLA)
Strength & Conditioning – 1978
RHODES, Ray – (Tulsa)
Defensive Coordinator – 1994
Defensive Backs – 1983–91
Asst. Defensive Backs – 1981–82
ROBINSON, Willy – (Fresno State)
Defensive Coordinator – 2004
RODGERS, Jeff – (North Texas)
Special Teams Assistant – 2003–07
ROMAN, Greg – (John Carroll)
Offensive Coordinator – 2011–Current
RUFFO, Al – (Santa Clara)
Assistant Coach – 1946–47
SCHOTTHENHEIMER, Kurt – (Miami)
Special Teams Coordinator – 2010
SCOVIL, Doug – (Pacific)
Offensive Backs – 1971–75
Special Teams – 1970
SEELY, Brad – (South Dakota State)
Asst. HC/Special Teams Coordinator – 2011–Current
SEIFERT, George – (Utah)
Head Coach – 1989–96
Defensive Coordinator – 1983–88
Secondary – 1980–82
SHANAHAAN, Mike – (Eastern Illinois)
Offensive Coordinator/Quarterbacks – 1992–94
SHAW, Bob – (Ohio State)
Assistant Coach – 1959
SHAW, Lawrence "Buck" – (Notre Dame)
Head Coach – 1946–54
SHERMAN, Ray – (Fresno State)
Receivers – 1992–93
Running Backs – 1991
SHOFNER, Jim – (Texas Christian)
Defensive Backs – 1977
Receivers/Quarterbacks – 1970–73
Defensive Backs – 1967–69
SIMMONS, Al – (Cal State–Hayward)
Secondary – 2004
Assistant Secondary – 2003
SINGLETARY, Mike – (Baylor)
Head Coach – 2009–10
Assistant Head Coach/Linebackers – 2005–08
SINGLETARY, Vantz – (Kansas State)
Inside Linebackers – 2009–10
SMITH, Gregg – (Idaho)
Assistant Head Coach/Offensive Line – 2004
Assistant Head Coach/Tight Ends – 2003
SMITH, Richard – (Fresno State)
Linebackers – 1997–02
SMITH, Tracy – (Louisiana State)
Special Teams Assistant – 2012–Current
SOLARI, Mike – (San Diego State)
Offensive Line – 2010–Current
Tight Ends/Asst. Offensive Line – 1992–96
SPAVITAL, Jim – (Oklahoma State)
Running Backs – 1976
STANFEL, Dick – (San Francisco)
Offensive Coordinator/Offensive Line – 1971–75
STECKEL, Les – (Kansas)
Receivers – 1978
STEWART, George – (Arkansas)
Receivers – 2000–02
Special Teams Coordinator – 1996–99
STILES, Lynn – (Utah)
Special Teams/TEs/Offensive Line Asst. – 1987–91

STRADER, Norman P., "Red" – (St. Mary's)

Head Coach – 1955
Asst. Coach/Chief Scout – 1952
STUDLEY, Chuck – (Illinois)
Defensive Coordinator – 1979–82
SUGARMAN, Andy – (California)
Offensive Assistant – 2000–02
Offensive Quality Control – 1998–99
SULLIVAN, Jerry – (Florida State)
Wide Receivers/Senior Assistant – 2005–10
SWARTZ, Scott – (San Jose State)
Offensive Quality Control – 2004
TALLEY, Robert – (Boston University)
Special Assistant to the Head Coach – 2005–2006
TARVER, Jason – (Santa Clara)
Outside Linebackers – 2009–10
Defensive Asst./Outside Linebackers – 2005–2008
Assistant Running Backs/Offensive Assistant – 2004
Offensive Quality Control – 2001–03
TAYLOR, Chuck – (Stanford)
Assistant Coach – 1950
TITTLE, Y.A. – (Louisiana State)
Offensive Consultant – 1965–69
TOLBERT, Kevin – (Navy)
Assistant Strength and Conditioning – 2011–Current
TOLLNER, Ted – (Cal Poly SLO)
Quarterbacks/Assistant to Head Coach – 2008
Offensive Assistant – 2007
Offensive Coordinator – 2004
Quarterbacks – 2002–03
TOMEY, Dick – (DePauw)
Defensive Assistant – 2003
TOMSULA, Jim (Catawba)
Defensive Line – 2007–Current
Head Coach – 2010
TRESTMAN, Marc – (Minnesota)
Offensive Coordinator – 1995–96
TURNER, Norv – (Oregon)
Offensive Coordinator – 2006
UYEYAMA, Mark – (Utah)
Head Strength and Conditioning – 2011–Current
Asst. Strength and Conditioning – 2008–10
VERMEIL, Al – (Utah State)
Strength & Conditioning – 1979–82
VETRANO, Joe – (Southern Mississippi)
Assistant Coach/Chief Scout – 1953–56
VON APPEN, Fred – (Linfield)
Defensive Line – 1987–88
Special Teams/Asst. Offensive Line/TE – 1983–86
VORIS, Dick – (San Jose State)
Assistant Coach – 1963–67
WALSH, Bill – (San Jose State)
Asst. to Coaching Staff – 1996
Head Coach – 1979–88
WARHOP, George – (Cincinnati)
Offensive Line – 2005–09
WHITE, Mike – (California)
Administrative Asst./Offensive Line – 1978–79
WILSON, Billy – (San Jose State)
Offensive End Coach – 1964–67
Assistant Coach – 1961–62
WIGGIN, Paul – (Stanford)
Defensive Coordinator/Line – 1974
Defensive Line – 1968–73
WRIGHT, Eric – (Missouri)
Defensive Backs Assistant – 1991–93
WULFF, PAUL – (Washington State)
Senior Offensive Assistant – 2012–Current
WYCHE, Sam – (Furman)
Quarterbacks – 1979–82
YARBER, Eric – (Idaho)
Wide Receivers – 2003–04
ZEMAN, Bob – (Wisconsin)
Linebackers – 1989–93
ZWAHLEN, Ernie – (Oregon State)
Offensive Line – 1968–70



BRIAN HAMPTON

DIRECTOR OF FOOTBALL ADMINISTRATION




Brian Hampton is in his ninth season with the 49ers and his third as Director of Football Administration. Prior to his promotion, Hampton served as the team's Manager of Football Operations for two seasons. He originally joined the 49ers as a football operations intern in late 2003.

In his current role, Hampton is responsible for contract negotiations, management of the club's player compensation budget and salary cap in addition to various daily football operations duties. Hampton also manages the football R&D efforts, providing frequent analysis on special projects for the Owner, Head Coach, General Manager, COO and other departments.

Born and raised in Oakley, CA, Hampton earned a M.A. in sport management from the University of San Francisco and a B.A. in business economics from UC-Santa Barbara. While attending UCSB, Hampton worked for the Santa Barbara Foresters Baseball Club and the UCSB athletic department. He also spent two years directing the Gaucho Locos, a club aimed at increasing fan attendance at UCSB sports events. In his senior year, Hampton was elected and served as President of the Associated Students.

Hampton resides in Palo Alto, CA, with his wife, Lindsay. He is an avid tri-athlete and runner, and has completed a number of events, including marathons and Half-Ironman triathlons.



MATT MALASPINA

NATIONAL SCOUT




Matt Malaspina is in his eighth year with the 49ers and his third as the National Scout. In his current role, he is responsible for scouting the Southeast Region as well as crosschecking college football's top prospects throughout the country.

Malaspina joined the 49ers after spending five years as an area scout with the Seattle Seahawks. Prior to the Seahawks, he spent the 1999 season with the Carolina Panthers, where he evaluated college players in the Southeast region. Malaspina spent the previous year with National Football Scouting.

Malaspina was an assistant offensive coach at Jacksonville University from 1997 to 1998. He entered college coaching in 1997 as an intern at his alma mater, the University of Central Florida. A 1993 graduate of Central Florida, Malaspina went on to have a brief playing career as a center for the Shreveport Pirates of the Canadian Football League, playing in 1994 and attending training camp in 1995.

Malaspina and his wife, Jennifer, reside in Chuluota, FL, with their son, Carson, and daughters, Grace and Julia.





ETHAN WAUGH

SENIOR PERSONNEL ASSISTANT



Ethan Waugh is in his ninth year with the 49ers, and his first as the team's Senior Personnel Assistant. In his role, he will be based in Santa Clara, where he will work with all aspects of player personnel. Waugh spent the previous four seasons covering the Midwest region as an area scout.

Prior to being promoted to an area scout in 2008, Waugh served as the team's personnel assistant where he was involved in a variety of areas, including the evaluation and scouting of college and professional players and working extensively with the 49ers' scouting database.

Waugh joined the 49ers after spending the previous two seasons at Illinois Wesleyan University, where he served as the offensive coordinator, quarterbacks coach and recruiting coordinator.

Prior to his time at Illinois Wesleyan, Waugh served as an assistant at Western Carolina University from 1997-2001. While with the Catamounts, he coached on both the offensive and defensive sides of the ball and assisted with special teams.

Waugh grew up in Vernon Hills, IL, and played defensive back for two years at Lake Forest College before transferring to Lawrence University where he played the slot and quarterback positions. He is a 1997 graduate of Lawrence with a bachelor's degree in history and earned a master's degree in American History from Western Carolina in 1999.

Waugh hails from a football family. His father, Maury, currently coaches at the University of St. Francis (IN), his brother, Tucker, coaches the running backs at Army, and another brother, Adam, coaches the safeties at Louisiana-Monroe.

He and his wife, Allison, reside in South Carolina with their sons Spencer and Carter.



SCOTT BROWN

REGIONAL SCOUT



Scott Brown, who will scout the Midlands region, joins the 49ers after spending the 2011 season as the defensive line coach at Arizona State. Prior to joining the Sun Devils, Brown served as the defensive line coach at Colorado State from 2008-10.

Brown joined the Rams staff from Duke University, where he had spent the previous 12 seasons (1996-2007) coaching the defensive line and special teams. Prior to his tenure at Duke, Brown coached four seasons on the staff at Minnesota, where he coached the defensive line (1992-94) and linebackers (1995).

He also served nine years at Texas Christian University (1983-91) and three at Southwest Texas State (1980-82), coaching defensive line all 12 seasons. At Southwest Texas State (1980-83), he helped the Bobcats to consecutive Division II national championships, posting victories over North Dakota State in 1981 and UC Davis in 1982. Brown launched his coaching career with a four-year stint in various coaching roles at his alma mater, Adams State (1976-79), in Southern Colorado.

A native of Del Norte, CO, Brown was an All-American at Del Norte (CO) High School, and went on to play linebacker and defensive end at Adams State, where he earned both his bachelor's and master's degrees in physical education.





JUSTIN CHABOT

REGIONAL SCOUT



Justin Chabot is in his ninth year with the 49ers and his first scouting the Midwest region. After spending his first six seasons with the team scouting the Southwest region, he spent the last two seasons covering the Southeast.

Prior to joining the 49ers, Chabot spent five years as the director of football operations at Northwestern. As part of his role with the Wildcats, Chabot served as the pro liaison to visiting college talent scouts from the NFL. Chabot was extremely familiar with Northwestern's football program, having starred as an offensive lineman on the 1995 and 1996 Big Ten Championship teams.

Chabot recorded 41 career starts on the Northwestern offensive line, including starts on the 1996 Rose Bowl and the 1997 Citrus Bowl teams. A four-year letterwinner and captain of the 1996 squad, Chabot was named first-team All-Big Ten by the media and coaches as a senior. He was also named to the Academic All-Big Ten list in 1993.

Born in Washington, DC, Chabot was raised in Oxford, OH. He graduated from Northwestern in 1996 with a degree in sociology, and played professionally during the 1997 season with the Pittsburgh Steelers and the New York Giants.

Chabot resides in Baton Rouge, LA, with his wife, Suzy, and twin sons, Walker and Brant.



REGGIE COBB

REGIONAL SCOUT



Reggie Cobb is in his fourth year with the 49ers as the club's Western Regional Scout. In 2011, Cobb was named NFC Scout of the Year by the Fritz Pollard Alliance.

Cobb joined the 49ers after spending the previous six years scouting the Southwest region for the Tampa Bay Buccaneers and two seasons (2001-02) as a member of the Washington Redskins scouting department.

The 2008 Bucs draft produced CB Aqib Talib, who tied for first in the NFL among rookies with four interceptions, OL Jeremy Zuttah, who started at both guard positions, and LB Geno Hayes, who was a big contributor on special teams. The Buccaneers also signed undrafted rookie free agent RB Clifton Smith, who was selected to the 2009 AFC/NFC Pro Bowl as a kick returner and was named AP Second-Team All-Pro.


The Bucs 2006 draft produced four rookies who saw starting action in their first season: G Davin Joseph (13 games/12 starts), T Jeremy Trueblood (15/13), WR Maurice Stovall (9/2) and QB Bruce Gradkowski (13/11). In 2007, Cobb helped assemble a Bucs draft class that included two rookies that were selected to the PFW/PFWA All-Rookie team in G Arron Sears and late DE Gaines Adams, as well as standout FS Tanard Jackson, who started all 16 games.

Cobb enjoyed a seven-year playing career that began as a second-round pick (30th overall) by the Buccaneers in 1990. Cobb played his first four seasons (1990-93) with Tampa Bay before playing one season each with Green Bay (1994), Jacksonville (1995) and the N.Y. Jets (1996).

Cobb finished his college career ranked third on the University of Tennessee's career rushing chart with 2,360 yards and 26 touchdowns. He was also a member of the school's 100th anniversary team. Cobb lettered in track and graduated with a degree in urban studies in 1990.

Cobb and his son, DeMarcus, live in Sugarland, Texas.





CHIP FLANAGAN

REGIONAL SCOUT




Chip Flanagan joins the 49ers as the team's Northeast Area Scout after spending the previous eight seasons with the Washington Redskins.

Flanagan served as an area scout for the Redskins from 2007-11, where he was responsible for evaluating college prospects at schools located in the southwest region (2007-10) and southeast region (2011).

Prior to working as an area scout, Flanagan served as a college scouting assistant with the Redskins for two seasons (2005 and 2006). He originally entered the NFL in 2004 as an intern in the Redskins' personnel department.

Flanagan was a three-time letterman in football at outside linebacker and a team captain with Bowdoin College in Brunswick, Maine. He also lettered in baseball. A Lowell, Mass., native, Flanagan received a degree in mathematics and a minor in economics in 2000. He also received a master's degree in sport management from Massachusetts-Amherst in 2004.

Flanagan and his wife, Lisa, reside in Alexandria, Va. The couple has a daughter, Kylie.



BOB MORRIS

REGIONAL SCOUT



Bob Morris is in his third year with the 49ers as the club's the Southern Regional Scout.

Morris joined the 49ers after spending the previous eight years as an area scout for the Cleveland Browns.


Prior to becoming a scout, Morris served as a collegiate assistant coach at the Division I-A level for 21 years. He started his coaching career as a secondary coach at Northern Illinois University from 1980 to 1983, after working the previous two years as a graduate assistant at the University of Colorado.

Morris then served as secondary coach for 10 seasons (1984-93) at Indiana University and helped the Hoosiers reach six bowl games. He was defensive coordinator/secondary coach at Purdue University from 1994 to 1995 and served as the Boilermakers' special teams coordinator in 1996. Morris was passing game coordinator/secondary coach at the University of Akron from 1998 to 2000 and was the Zips defensive coordinator/secondary coach in 2001.

A two-year letter winner at defensive back and punt returner for the Colorado Buffaloes, Morris helped the team to a Big-8 Championship in 1976. He later received a master's degree in sports psychology and a bachelor's degree in secondary education from Colorado. Morris also lettered three years in basketball for the Buffaloes.

A native of Boulder, CO, Morris is a member of the Fellowship of Christian Athletes. He and his wife, Jennifer, have two sons, Jerod and Joshua. The Morris family volunteers with the Big Brothers and Big Sisters organization. The name of their "little brother" is Bryce.





QUENTUS CUMBY

PRO PERSONNEL SCOUT



Quentus Cumby is in his seventh year in the 49ers player personnel department as the team's pro personnel scout.


In his role, Cumby assists the pro scouting department in their evaluation of NFL talent. Cumby is responsible for maintaining current NFL roster boards and depth charts, in addition to coordinating player tryouts and visits to the 49ers facility. During the off-season, he assists in evaluating the team's roster prior to free agency. Cumby also serves as the 49ers weekly advance scout for the personnel and coaching staffs.

Prior to joining the 49ers, Cumby was a physical education teacher at Ben Franklin Intermediate in Daly City, CA, during the 2005 to 2006 term. He began his teaching career in the fall of 2005 after spending the summer as an intern with the Green Bay Packers player personnel department under Ted Thompson and Reggie McKenzie.

In 2003, Cumby was invited to participate in training camp by the Packers as a free agent safety. One year later, he spent the summer of 2004 playing the position in the Canadian Football League with the Edmonton Eskimos.

Cumby lettered in football and ran track at Cleburne (TX) High School, where he was an all-state free safety in 1999. He went on to earn a football scholarship to the University of Kentucky and was a two-year starter at free safety and cornerback from 1999-02. He graduated in 2004 with a bachelor's degree in kinesiology.

Cumby resides in Palo Alto, CA, with his wife Liz, and two children, Drew and Kyla.



MIKE WILLIAMS

PRO PERSONNEL SCOUT



Mike Williams re-joins the 49ers as a pro personnel scout after spending the previous three seasons with the St. Louis Rams.


As the Rams vice president of player personnel, Williams was responsible for managing the pro scouting department, evaluating draft eligible prospects and helping to evaluate and manage the Rams roster.

Prior to joining the Rams, Williams spent the previous nine seasons (2000-08) with the 49ers in various roles. He served as the assistant director of pro personnel during his last four years with the team, with responsibilities that included advance scouting, evaluating free agents, setting up free agent workouts and tracking NFL rosters and depth charts. Williams originally joined the 49ers in 1999 as a volunteer in the personnel department, and later became a full-time personnel assistant in 2000.

Williams was the defensive coordinator at De Anza College in Cupertino, CA, in 1998, after serving one season as the linebackers coach at Southern Utah, in 1997. Prior to Southern Utah, Williams was the defensive coordinator at St. Lawrence High School in Santa Clara, CA.

A native of Santa Ana, CA, Williams earned his bachelor's degree in economics from Santa Clara University in 1989, where he was a four-year starter at safety for the Broncos. He attended Mater Dei High School where he played football, basketball and participated in track. Williams and his wife, Holly, have two daughters, Emily Angeline and Catherine Anne.





WILLIAM HOMER

PERSONNEL ASSISTANT




William Homer is in his fourth year in the 49ers player personnel department as the team's personnel assistant.

In his role, Homer assists the personnel department in a variety of areas, including the evaluation and scouting of college and professional players. He works extensively with the 49ers college scouting database.

Homer joined the 49ers after serving as the Director of Personnel and Football Operations for the East-West Shrine Game. From 2001 to 2009, he oversaw much of the day-to-day operations for the game, including the selection of the teams and their travel, while also working closely with scouts.

A graduate of Syracuse University, Homer worked as a student manager at the school from 1997 to 1999, handling equipment duties and serving as an assistant for the offense. He earned a bachelor's degrees in broadcast journalism and political science in 1999.

Homer is a native of Hayward, CA. He resides in Fremont with his wife, Marisa, daughter, Giana, and son, Lucas.



STEVEN RUBIO

SCOUTING ASSISTANT




Steven Rubio is in his first year as a 49ers scouting assistant.

Rubio served as the director of player personnel for the University of Tennessee's football program from 2010-2011, after originally joining the team in 2009 as a recruiting intern. In his previous capacity, he oversaw all recruiting board material while handling the initial evaluation of high school and junior college prospects.

The Fort Lauderdale, FL, native graduated from the University of Central Florida with a degree in sports administration, in 2007. Rubio worked in various roles on the Knights football staff over a span of six years. He spent the last 12 months of his tenure as UCF's director of player personnel, after having spent time as a defensive graduate assistant and as the recruiting and operations graduate assistant.





JOSH WILLIAMS

SCOUTING ASSISTANT




Josh Williams is in his second season as an assistant in the 49ers scouting department.

A four-year wide receiver for the Columbia University Lions, Williams returns home to the Bay Area and joins the team he grew up rooting for under Tom Gamble in the scouting department.

Prior to joining the 49ers, Williams worked in the financial industry in New York City as a business analyst of investment products at TD Ameritrade. A native of Santa Rosa, CA, he graduated from St. Ignatius College Preparatory in San Francisco in 2005 then earned a bachelor's degree in psychology from Columbia University in 2010.

Williams currently resides in San Leandro.





NATE BRESKE

ASSISTANT ATHLETIC TRAINER



Nate Breske is in his fifth year as an assistant athletic trainer and physical therapist with the 49ers.


Breske joined San Francisco after working at Physical Therapy Specialists in Watertown, South Dakota. After graduating from physical therapy school, Breske founded the outpatient clinic, which specializes in sports medicine, post-op orthopedic cases and pain management. He also served as the director of athletic training for the Watertown School System.

Breske obtained his doctorate degree (2000-04) in physical therapy from the University of Nebraska Medical Center in Omaha, Nebraska. In that span, he also interned with the New England Patriots during the 2003 preseason as an athletic trainer.

From 1995 to 2000, Breske pursued a bachelor's degree in athletic training, biology and psychology at Northern State University in Aberdeen, South Dakota. He was the starting quarterback at NSU as a junior and senior. The two-time team captain earned all-conference (NSIC) and academic all-conference honors.

Breske was an all-state football player at Webster (SD) High School. He is a certified member of the National Athletic Trainers Association (NATA), the American Physical Therapy Association (APTA) and the Professional Football Athletic Trainers Society (PFATS).

Born in Pierre, South Dakota, he and his wife, Tia, who is a registered nurse, live in Santa Clara with their two sons, Jherek and Keon, and daughter, Emsley.



MANNY RIVERA

ASSISTANT ATHLETIC TRAINER



Manny Rivera is in his ninth year as assistant athletic trainer with the 49ers. This is Rivera's second stint with San Francisco after serving as an intern athletic trainer during the 2001 season.

Prior to being hired full time in San Francisco, Rivera spent a year working with the United States Olympic Committee. With the USOC, he provided medical coverage for hundreds of Olympic and Paralympic hopefuls in track and field, softball, baseball, soccer, volleyball and rugby.

After interning with the 49ers, Rivera served as a graduate assistant athletic trainer for the Indiana University football team. While at Indiana, he was directly responsible for the emergency medical supplies, training supplies and inventory, packing for team travel, as well as game day medical logistics. Rivera was also responsible for supervision, instruction and evaluation of undergraduate athletic training curriculum students. Rivera graduated from Indiana with a Master of Science degree in Kinesiology in 2003.

Rivera began his career in athletic training, serving as a student athletic trainer at the University of the Pacific, where he earned a bachelor's degree in Sports Medicine, in 2001. He is a certified member of the NATA.

Rivera, his wife, Lauren, daughter, Alexis, and son, Tyler, reside in Milpitas, CA.





STEVE URBANIAK

EQUIPMENT MANAGER




Steve Urbaniak is in his 14th year with the 49ers and 10th as the team's equipment manager. During his first four seasons in San Francisco, Urbaniak served as an assistant in the equipment department. This season marks Urbaniak's 15th year overall working in the NFL ranks.

He is responsible for the many details that go into filling an NFL team's daily needs. These needs include outfitting players and coaches in safe and advanced equipment, as well as ordering and maintaining all of the team's equipment and sideline apparel. Urbaniak and his staff also transport team equipment to and from all games, as well as assist coaches with daily practice needs.

Urbaniak came to San Francisco in 1999 after serving a one-year internship with the Miami Dolphins in 1998. While in Miami, he served as a member of the host team assigned to the Denver Broncos prior to Super Bowl XXXIII.

Urbaniak attended East Carolina University, where he helped the Pirates reach consecutive Liberty Bowls as a punter before spending two years as the team's student manager. He graduated with a degree in therapeutic recreation in 1998. A certified athletic equipment manager, Urbaniak is also a member of the Athletic Equipment Managers Association. He added acting to his resume in 1998, playing a small role in the feature film "Any Given Sunday."

Urbaniak was born in Lowville, NY. He and his wife, Lindsay, reside in San Jose, CA with their dog, Grady.



DONOVAN "DOC" DRESSLER

ASSISTANT EQUIPMENT MANAGER



Donovan "Doc" Dressler is in his 12th year as the assistant equipment manager of the 49ers.

During his first stint in San Francisco, Doc served as a training camp and partial season intern with the 49ers equipment department in the summer of 2000, before taking on the head equipment manager duties from 2000 to 2001 for the Las Vegas Outlaws of the XFL. Doc returned to San Francisco in 2001 as an intern and was brought on shortly after in a full-time capacity to assist with the team's apparel and on-field equipment needs.


Doc got his start in the NFL with the Miami Dolphins, where he interned at different times in the equipment department during 1998 and 2000. During that time, he also had a stint as the head equipment manager at Northwestern Louisiana State from 1999 to 2000.

Doc was born and raised in Stillwater, OK, where he attended Stillwater High School. He then attended Oklahoma State University and served as the Cowboys' student equipment manager for six years.

Doc has been a member of the Athletic Equipment Manager's Association since 1995 and received his certification in 1999.

He and his wife, Terri, reside in San Jose, CA, with their sons Jacob and Rocco.





SCOTT ROTIER

ASSISTANT EQUIPMENT MANAGER




Scott Rotier is in his fifth year as an assistant equipment manager for the 49ers. He was born and raised in Kent City, Michigan before coming to the Bay Area.

Rotier joined the 49ers at the start of the 2008 training camp after serving as the head equipment manager at Episcopal High School, near Washington, D.C. and being the equipment intern with the De-

troit Lions during the 2006 season. Prior to that, he was a student equipment manager for the Western Michigan University Bronco football team for two years. He has been a member of the Athletic Equipment Managers Association since 2004 and has a degree in Business Management from WMU.

Scott and his wife, Jackie, live in San Jose, with their dog, Sadie.





MICHAEL BRACKEN

VIDEO OPERATIONS MANAGER



Michael Bracken is in his second year as the 49ers video operations manager.

Bracken oversees all daily video operations responsibilities, including the production and editing of all practice and game films for team personnel. Additionally, Bracken and his staff coordinate film exchanges with other teams and NFL Films, as well as maintain the 49ers NFL and collegiate video library.

Prior to joining the 49ers, Bracken spent four years as the assistant video coordinator for the Florida State University athletic department, where he serviced 16 intercollegiate sports. While completing his undergraduate studies at Florida State, he served as a student assistant in the school's video department since 2003.



MARK PRETO

VIDEO OPERATIONS ASSISTANT



Mark Preto is in his ninth year as video operations assistant with the 49ers after joining the team in July of 2004. It marks Preto's 14th year working in the NFL.

Preto joined the 49ers after serving in the same capacity for the Tennessee Titans from 1999 to 2004. During his time in Nashville, Preto was part of the Titans 2000 AFC Championship team and traveled with the staff to coach the 2003 Pro Bowl.


Prior to joining the NFL ranks, Preto was the video coordinator at Oregon State during the 1998 season after spending the 1995-98 campaigns in the same capacity at Southern Cal when the Trojans captured the 1996 Rose Bowl title.

From 1991 to 1995 Preto served on the video staff at the University of Oregon where he made his first trip to the Rose Bowl. During that span, he spent the 2002 summer as an intern in the Cleveland Browns video department. Preto began his career in sports video at his alma mater, the University of Akron, where he was the video director in 1990 after playing on the Zips football team from 1985 to 1990.

Preto grew up in, Cleveland, OH, where he played football and wrestled at Benedictine (OH) High School. He earned his bachelor's degrees in accounting and finance from Akron.

Preto resides in Santa Clara, CA.





BRYAN ZIEBELMAN

VIDEO OPERATIONS ASSISTANT



Bryan Ziebelman is in his first year as a 49ers video operations assistant after spending the 2011 season as the 49ers video operations intern.

Ziebelman got his start in sports video at his alma mater, Chapman University, where he served as assistant director of video operations and recruiting in 2010 after playing wide receiver on the Panthers football team from 2006 to 2009 and serving as team captain.

Ziebelman received dual degrees in television and broadcast journalism and communications studies with a minor in leadership and organizational studies during his time at Chapman.

A Palo Alto native, Ziebelman attended Henry M. Gunn High School and now resides in San Jose, CA.



POSITION-BY-POSITION ROSTER

QUARTERBACKS

3	Scott Tolzien	QB	6-3	208	2
7	Colin Kaepernick	QB	6-4	230	2
11	Alex Smith	QB	6-4	217	8

RUNNING BACKS

21	Frank Gore	RB	5-9	217	8
23	LaMichael James	RB	5-9	195	R
24	Anthony Dixon	RB	6-1	233	3
33	Jewel Hampton	RB	5-9	210	R
48	Will Tukuafu	FB/DT	6-4	293	2
49	Bruce Miller	FB	6-2	248	2

WIDE RECEIVERS

14	Chad Hall	WR	5-8	187	3
15	Michael Crabtree	WR	6-1	214	4
17	A.J. Jenkins	WR	6-0	192	R
19	Ted Ginn Jr.	WR	5-11	180	6
84	Randy Moss	WR	6-4	210	14

TIGHT ENDS

46	Delanie Walker	TE	6-0	242	7
81	Garrett Celek	TE	6-5	252	R
85	Vernon Davis	TE	6-3	250	7

OFFENSIVE LINE

59	Jonathan Goodwin	C	6-3	318	11
66	Joe Looney	G	6-3	309	R
67	Daniel Kilgore	G	6-3	308	2
68	Leonard Davis	G	6-6	355	11
74	Joe Staley	T	6-5	315	6
75	Alex Boone	G/T	6-8	300	3
76	Anthony Davis	T	6-5	323	3
77	Mike Iupati	G	6-5	331	3

DEFENSIVE LINE

48	Will Tukuafu	FB/DT	6-4	293	2
63	Tony Jerod-Eddie	DT	6-5	301	R
90	Isaac Sopoaga	DT	6-2	330	9
91	Ray McDonald	DT	6-3	290	6
93	Ian Williams	NT	6-1	305	2
94	Justin Smith	DT	6-4	285	12
95	Ricky Jean Francois	DT	6-3	295	4

LINEBACKERS

50	Cam Johnson	LB	6-3	268	R
51	Clark Haggans	LB	6-4	243	13
52	Patrick Willis	LB	6-1	240	6
53	NaVorro Bowman	LB	6-0	242	3
54	Larry Grant	LB	6-1	251	4
55	Ahmad Brooks	LB	6-3	259	7
56	Tavares Gooden	LB	6-1	242	5
57	Michael Wilhoite	LB	6-0	240	1
99	Aldon Smith	LB	6-4	258	2

DEFENSIVE BACKS

20	Perrish Cox	CB	6-0	190	2
22	Carlos Rogers	CB	6-0	192	8
25	Tarell Brown	CB	5-10	193	6
26	Tramaine Brock	CB	5-10	197	3
27	C.J. Spillman	S	6-0	199	4
28	Darcel McBath	S	6-1	198	4
29	Chris Culliver	CB	6-0	199	2
30	Trenton Robinson	S	5-9	193	R
31	Donte Whitner	S	5-10	208	7
38	Dashon Goldson	S	6-2	200	6

SPECIALISTS

2	David Akers	K	5-10	200	14
4	Andy Lee	P	6-2	180	9
86	Brian Jennings	TE/LS	6-5	242	13

RESERVE/PHYSICALLY UNABLE TO PERFORM

58	Darius Fleming	LB	6-2	255	R
----	----------------	----	-----	-----	---

INJURED RESERVE

10	Kyle Williams	WR	5-10	186	3
32	Kendall Hunter	RB	5-7	199	2
82	Mario Manningham	WR	6-0	185	5
83	Demarcus Dobbs	TE/DT	6-2	282	2
98	Parys Haralson	LB	6-0	255	7



DAVID AKERS

2

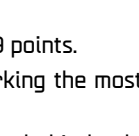
KICKER
5-10 | 200

LOUISVILLE | 14TH YEAR
BORN 12.9.74 | LEXINGTON, KY
ACQUIRED FA IN '11
TATES CREEK HS, LEXINGTON, KY

A six-time Pro Bowler and one of the NFL's most reliable kickers, David Akers joined the 49ers after spending the previous 12 seasons with the Philadelphia Eagles. In his first season in San Francisco, Akers set the NFL single-season record for most FGs made (44), most FGs attempted (52) and most points with no TDs (166). He was selected to the Pro Bowl, earned AP First-Team All Pro, named back-to-back NFC Special Teams Player of the Week (Week 16 & 17) and NFC Special Teams Player of the Month (December/January). Akers is a true "rags to riches" story, having landed on the waiver wire three times before signing with Philadelphia in 1999.

// CAREER HIGHLIGHTS

- Tied the NFL record for longest FG in league history, connecting on 63-yd. kick at GB (9/9) on the final play of the 1st half.
- Became the 17th player in NFL history to surpass 1,500 points with 12 points (3 FG, 3 XPs) at GB (9/9).
- Set the NFL single-season records for most FGs made (44), most FGs attempted (52) and most points with no TDs (166), in 2011.
- A six-time Pro Bowler, (2001, 2002, 2004, 2009, 2010 and 2011) he ranks t-2nd in NFL history in Pro Bowl selections among kickers [K Morten Andersen (7) and K Jan Stenerud (6)].
- Earned Associated Press First-Team All-Pro in 2011 and 2001.
- Named to the NFL's All-Decade Team (2000s) after leading the NFL in that time span (2000-09) with 1,169 points.
- Recorded 360 FGs and 1,593 points since 2000, marking the most among NFL kickers in that span.
- His 36 FGs in the postseason rank 2nd in NFL history, behind only Adam Vinatieri (48).
- Ranks 2nd in NFL history with 164 career postseason points, trailing only K Adam Vinatieri (196).
- Scored at least one point in all 23 career postseason games, only behind K Adam Vinatieri (25) for the longest streak in NFL postseason history.
- The Eagles all-time leader in regular season (188) and postseason games played (19), points (1,323), FGs (294), 50+ yd. FGs (15) and PATs (441).
- Posted 12, 100-point seasons in 13 years (2000-04, 2006-12). He became the 1st 49ers player since K Mike Cofer (1992-93) to tally consecutive 100-pt. seasons for San Francisco.



- Holds Philadelphia's franchise records for single-season points (144) and field goals (33), both set in 2008.
- Has notched three-or-more 40+ yd. FGs in the same game six times in his career.
- Holds the Eagles record for consecutive PATs made with 173 (2004-2009), surpassing his old record of 153 (set from 2001-04).
- Kicked four of the seven longest FGs in Eagles history: 57 yards vs. NE (9/14/03), 53 yards (twice, 9/30/07 at NYG & 10/24/99 at Mia.), & 52 yards (twice, 11/8/09 vs. Dal. & 10/5/03 vs. Was.). The 57 yarder is the longest FG ever in Philadelphia.
- Has made 9 game-winning FGs with under 2:00 remaining in the fourth quarter or OT.
- Booted the top four longest FGs in Eagles postseason history: 51 yards at Min. (1/4/09, NFC-WC), 48 yards vs. NYG (1/7/07, NFC-WC), 46 yards at StL (1/27/02, NFC-C), & 46 yards at Chi. (1/19/02, NFC-D).
- Ranks 1st in pts. (134), PATs (41) and FGs (31) in Phi. playoff history.
- Led Phi. in scoring in 11 seasons, which is the most by any player in team history.
- Has made a FG in 33 consec. games, dating back to vs. Dal. (1/2/11), the 2nd longest streak in NFL history [Matt Stover - 38 (1999-01)].
- Has hit 9, 50+ yd. FGs as a member of the 49ers, the 2nd most in team history (K Joe Nedney - 10).

AKERS' GAME-BY-GAME

2012

Date	Opp	W/L	Pts	XP-XPA	FG-FGA	Kick-By-Kick
Sep 9	at GB	W	12	3-3	3-3	40, 43, 63
Sep 16	Det	W	9	3-3	2-2	36, 48
Sep 23	at Min	L	7	1-1	2-3	29, 43B, 29
Sep 30	at NYJ	W	10	4-4	2-4	55N, 36, 40N, 40
Oct 7	Buf	W	9	6-6	1-1	19
Oct 14	NYG	L	3	0-0	1-3	43N, 42, 52N
Oct 18	Sea	W	7	1-1	2-2	38, 28
Oct 29	at Arz	W	6	3-3	1-1	43
Nov 11	StL	T	6	3-3	1-2	33, 41N
Nov 19	Chi	W	12	3-3	3-3	32, 37, 32
Nov 25	at NO	W	7	4-4	1-3	27, 50N, 33B
Dec 2	at StL	L	7	1-1	2-3	23, 33, 51N
Dec 9	Mia	W	9	3-3	2-2	30, 37
Dec 16	at NE	W	11	5-5	2-3	38N, 20, 28
Dec 23	at Sea	L	7	1-1	2-3	21B, 33, 54
Dec 30	Arz	W	9	3-3	2-4	44N, 40N, 43, 26
TOTALS			131	44-44	29-42	Long: 63

2012 Postseason

Date	Opp	W/L	Pts	XP-XPA	FG-FGA	Kick-By-Kick
Jan 12	GB	W	9	6-6	1-1	36
Jan 20	at Atl	W	4	4-4	0-1	38N
Feb 3	Bal					
TOTALS			13	10-10	1-2	Long: 36

// 2012 POSTSEASON HIGHLIGHTS

- Tallied 164 career points in the postseason, the 2nd most in NFL history.
- He has scored a point in all 23 playoff games he has played in, the 2nd longest streak in NFL history.
- Has 36 made fields goals on 43 attempts in his post-season career. Both are the 2nd most in league history [Adam Vinatieri (48 FGM - 58 FGA)].

MOST CAREER PLAYOFF POINTS, NFL HISTORY		
<u>Player</u>		<u>PTS.</u>
1. Adam Vinatieri, NE/Ind.		196
2. David Akers, Phi./SF		164
3. Gary Anderson, 5 Teams		153

MOST CONSEC. GAMES SCORING A POINT, NFL POSTSEASON HISTORY		
<u>Player</u>		<u>Games</u>
1. Adam Vinatieri, 1996-12		25
2. David Akers, 2006-12		23
3. George Blanda, 1956-75		19

// 2012 HIGHLIGHTS

- Connected on 63-yd. FG on the final play of the 1st half at GB (9/9), tying the NFL record for longest field goal in league history.
- Became the 17th player in NFL history to surpass 1,500 points after tallying 12 points (3 FG, 3 XPs) at GB (9/9).
- Against NYG (10/14), set the 49ers record by making a FG in 22 consecutive games, breaking the mark of 21 by Bruce Gossett (11/19/70 - 10/1/72).
- Has extended the current SF streak to 32 consec. games with a FG.
- With 9 pts. (2 FGs, 3 PATs) vs. Mia. (12/9), Akers reached 104 pts. on the season, marking his 12th career 100-pt. season, including topping the century mark in each of the past 7 seasons.

TEAMMATES TALK

"He's not playing the same position, but some of the things he does off the field, I pay attention to. I notice how he goes about his business away from the game, how he treats his teammates, his coaches, the staff around here. I just take things from everybody and try to mold myself." - 49ers LB Ahmad Brooks

// GOLDMINE

- A vocal leader on and off the field, it didn't take Akers long to fit in with the 49ers. "I've seen a lot of leadership from David in the locker room," said 49ers head coach Jim Harbaugh. "I knew he was a great guy and a high-character guy, but I didn't anticipate what kind of a leader he was and what kind of impact he'd have on our team. I don't know if I've ever seen a kicker be as much of a leader as David has been. He's just an interesting guy. He works, he loves his family, he trains dogs. There's a lot to him. He takes the time and works to get to know the other players on the team. I can't say enough about him. A class act all the way."
- In 1997-98, Akers worked as a substitute teacher at Westport Middle School in Louisville between stints with Carolina and Atlanta. After being released by Washington in 1998, he returned to Atlanta because his wife, Erika, had found a job with Lucent Technologies. David then picked up a part-time job as a waiter at Longhorn Steakhouse in Lawrenceville, GA, until signing with the Eagles on 1/11/99.
- Akers founded Kicks for Kids in 2001, to provide assistance to the patients and their families at The Children's Hospital of Philadelphia. "David's Locker" program directly assists families with unexpected emergency needs such as medical supplies, meals, clothing, utilities, mass transit and cab vouchers. KFK helps fund the staffing at The Little Rock Resource Center at CHOP, which helps the blind and visually impaired. "I have been visiting CHOP once a week since my rookie season," said Akers. "Over the years, I have seen so many families struggling to care for their sick children and I want to help them in any way I can." For more information visit

DavidAkersKicksForKids.org.

AKERS' CAREER NFL STATISTICS

YEAR	TEAM	G	XP	XPA	PCT	FG	FGA	PCT	BLK	LG	PTS
1998	WAS	1	2	2	100.0	0	2	0.0	0	0	2
1999	PHI	16	2	2	100.0	3	6	50.0	0	53	11
2000	PHI	16	34	36	94.4	29	33	87.9	1	51	121
2001	PHI	16	37	38	97.4	26	31	83.9	1	50	115
2002	PHI	16	43	43	100.0	30	34	88.2	0	51	133
2003	PHI	16	42	42	100.0	24	29	82.8	1	57	114
2004	PHI	16	41	42	97.6	27	32	84.4	1	51	122
2005	PHI	12	23	23	100.0	16	22	72.7	0	50	71
2006	PHI	16	48	48	100.0	18	23	78.3	0	47	102
2007	PHI	16	36	36	100.0	24	32	75.0	0	53	108
2008	PHI	16	45	45	100.0	33	40	82.5	3	51	144
2009	PHI	16	43	45	95.6	32	37	86.5	3	52	139
2010	PHI	16	47	47	100.0	32	38	84.2	1	50	143
2011	SF	16	34	34	100.0	44	52	84.6	3	55	166
2012	SF	16	44	44	100.0	29	42	69.0	3	63	131
TOTALS		221	521	527	98.9	367	453	81.0	17	63	1,622

PLAYOFFS

YEAR	TEAM	G	XP	XPA	PCT	FG	FGA	PCT	BLK	LG	PTS
2000	PHI	2	4	4	100.0	1	3	33.3	0	28	7
2001	PHI	3	10	10	100.0	6	6	100.0	0	46	28
2002	PHI	2	3	3	100.0	3	4	75.0	0	39	12
2003	PHI	2	2	2	100.0	3	4	75.0	0	41	11
2004	PHI	3	9	9	100.0	4	4	100.0	0	34	21
2006	PHI	2	5	5	100.0	4	4	100.0	0	48	17
2008	PHI	3	5	6	83.3	9	10	90.0	0	51	32
2009	PHI	1	2	2	100.0	0	0	–	0	0	2
2010	PHI	1	1	1	100.0	1	3	33.3	0	29	4
2011	SF	2	5	5	100.0	4	4	100.0	0	41	12
2012	SF	2	10	10	100.0	1	2	50.0	0	36	13
TOTALS		23	56	57	98.2	36	44	81.8	0	51	164

Additional Statistics:

Special Teams Tackles – 38: 1999 (3); 2000 (3); 2001 (6); 2002 (7); 2003 (6); 2004 (2); 2006 (2); 2007 (2); 2008 (1); 2009 (2); 2010 (1); 2011 (1); 2012 (2)

Passing – 2–2–25–0–1 TD: 2006 (1–1–11–0–0 TD); 2007 (1–1–14–0–1 TD)

Milestones:

NFL Debut: vs. Sea. (9/20/98); **First FG:** at Mia. (10/24/99); **100th FG Made:** vs. NO (11/23/03); **200th FG Made:** at Dal. (9/15/08); **300th FG Made:** at Cin. (9/25/11); **First PAT:** at Sea. (9/20/98); **100th PAT Made:** vs. Arz. (1/17/02); **200th PAT Made:** at StL (12/27/04); **300th PAT Made:** vs. NYG (12/9/08); **500th Career Point:** vs. NYG (9/12/04); **1,000th Career Point:** vs. Arz. (11/27/08); **1,500th Career Point:** at GB (9/9/12); **100–Point Seasons:** 13, Last in 2012 (131)

AKERS' CAREER FIELD GOAL STATISTICS

YEAR	TEAM	1-19	PCT	20-29	PCT	30-39	PCT	40-49	PCT	50+	PCT	TOT
1998	WAS	0/0	-	0/0	-	0/0	-	0/2	0.0	0/0	-	0/2
1999	PHI	0/0	-	0/0	-	0/0	-	2/3	66.7	1/3	33.3	3/6
2000	PHI	1/1	100.0	6/6	100.0	14/15	93.3	7/10	70.0	1/1	100.0	29/33
2001	PHI	1/1	100.0	9/9	100.0	7/8	87.5	7/10	70.0	2/3	66.7	26/31
2002	PHI	0/0	-	9/9	100.0	14/16	87.5	6/7	85.7	1/2	50.0	30/34
2003	PHI	0/0	-	9/9	100.0	7/7	100.0	6/10	60.0	2/3	66.7	24/29
2004	PHI	0/0	-	4/4	100.0	6/7	85.7	15/18	83.3	2/3	66.7	27/32
2005	PHI	0/0	-	3/3	100.0	7/8	87.5	5/9	55.6	1/2	50.0	16/22
2006	PHI	0/0	-	9/10	90.0	3/5	60.0	6/8	75.0	0/0	-	18/23
2007	PHI	0/0	-	12/12	100.0	10/10	100.0	1/6	16.7	1/4	25.0	24/32
2008	PHI	2/2	100.0	11/11	100.0	10/12	83.3	8/10	80.0	2/5	40.0	33/40
2009	PHI	1/1	100.0	11/11	100.0	8/9	88.9	11/13	84.6	1/3	33.3	32/37
2010	PHI	0/0	-	12/12	100.0	10/12	83.3	9/11	81.8	1/3	33.3	32/38
2011	SF	2/2	100.0	16/16	100.0	13/14	92.9	6/11	54.5	7/9	77.8	44/52
2012	SF	1/1	100.0	8/9	88.9	11/13	84.6	7/13	53.8	2/6	33.3	29/42
TOTALS		8/8	100.0	119/121	98.3	120/136	88.2	96/141	68.1	24/47	51.1	367/453

PLAYOFFS

YEAR	TEAM	1-19	PCT	20-29	PCT	30-39	PCT	40-49	PCT	50+	PCT	TOT
2000	PHI	0/0	-	1/1	100.0	0/2	0.0	0/0	-	0/0	-	1/3
2001	PHI	0/0	-	2/2	100.0	1/1	100.0	3/3	100.0	0/0	-	6/6
2002	PHI	0/0	-	0/0	-	3/3	100.0	0/0	-	0/1	0.0	3/4
2003	PHI	0/0	-	0/0	-	2/3	66.7	1/1	100.0	0/0	-	3/4
2004	PHI	0/0	-	2/2	100.0	2/2	100.0	0/0	-	0/0	-	4/4
2006	PHI	1/1	100.0	1/1	100.0	1/1	100.0	1/1	100.0	0/0	-	4/4
2008	PHI	0/0	-	2/2	100.0	3/3	100.0	3/4	75.0	1/1	100.0	9/10
2009	PHI	0/0	-	0/0	-	0/0	-	0/0	-	0/0	-	0/0
2010	PHI	0/0	-	1/1	100.0	0/1	0.0	0/1	0.0	0/0	-	1/3
2011	SF	0/0	-	2/2	100.0	1/1	100.0	1/1	100.0	0/0	-	4/4
2012	SF	0/0	-	0/0	-	1/2	50.0	0/0	-	0/0	-	1/2
TOTALS		1/1	100.0	11/11	100.0	14/19	73.7	9/11	81.8	1/2	50.0	36/44

AKERS' CAREER HIGHS

Most Field Goals: Regular Season – 5 at Dal. (11/18/01);
Postseason – 4 (2 times) Last at Min. (1/4/09)

Most Field Goal Attempts: Regular Season – 6 (2 times) Last vs. Arz. (11/20/11); Postseason – 4 (2 times) Last at Min. (1/4/09)

Longest Field Goal: Regular Season – 63 yds. at GB (9/9/12);
Postseason – 51 at Min. (1/4/09)

Most PATs: Regular Season – 8 (2 times) Last at Was. (11/15/10);
Postseason – 6 vs. GB (1/12/13)

Most PAT Attempts: Regular Season – 8 (2 times) Last at Was. (11/15/10);
Postseason – 6 vs. GB (1/12/13)

Most Points: Regular Season – 18 at Dal. (11/18/01);
Postseason – 15 at Chi. (1/19/02)

// TRANSACTIONS

Originally signed as an undrafted free agent with Car. on 4/25/97... Released by Car. on 8/19/97...Signed by Atl. on 4/28/98...Released by Atl. on 8/25/98...Signed to Was. practice squad on 9/1/98... Promoted to Was. active roster on 9/15/98...Released by Was. on 9/22/98...Signed by Phi. on 1/11/99...Re-signed with Phi. on 8/21/01... Re-signed with Phi. on 11/7/05...Signed a three-year deal with SF on 7/31/11.

// AWARDS & HONORS

- 2000:** NFC Special Teams Player of the Month (November), NFC Special Teams Player of the Week (Week 7 & 11)
- 2001:** AP First-Team All-Pro, NFC Pro Bowl, First-Team All-Pro by *Sports Illustrated* and *The Sporting News*, NFC Special Teams Player of the Week (Week 3)
- 2002:** NFC Pro Bowl
- 2003:** NFC Special Teams Player of the Week (Week 4 & 13)
- 2004:** NFC Pro Bowl, AP Second-Team All-Pro, *Pro Football Weekly* All-NFC, NFC Special Teams Player of the Week (Week 4)
- 2005:** NFC Special Teams Player of the Week (Week 12)
- 2007:** NFC Special Teams Player of the Month (October)
- 2009:** NFC Pro Bowl, NFC Special Teams Player of the Month (November)
- 2010:** NFC Pro Bowl, First-Team All-Pro by *The Sporting News*, AP Second-Team All-Pro, NFC Special Teams Player of the Month (November)
- 2011:** AP First-Team All-Pro, First-Team All-Pro by PFW/PFWA, Golden Toe Award (best kicker or punter) by PFW/PFWA, NFC Pro Bowl, All-Pro Team by *Sports Illustrated's* Peter King, All-Pro Team by *Dallas Morning News's* Rick Gosselin, NFC Special Teams Player of the Month (December/January), NFC Special Teams Player of the Week (Week 16 & 17).

MOST POINTS IN A SEASON FRANCHISE HISTORY

Player	YR	Pts.
1. K David Akers	2011	166
2. WR Jerry Rice	1987	138
3. K Mike Cofer	1989	136
4. K Ray Wersching	1984	131
5. K Jeff Wilkins	1996	130

// 2011 (SAN FRANCISCO)

- Earned his sixth Pro Bowl nomination after setting the NFL single-season record for FGs made (44), FGs attempted (52) and points with no TDs (166).
- His 166 points ranked first in the NFL and ranked first in franchise history in total points in a single season.
- Recorded an 'opening day' career-high 15 pts., connecting on 4 of 4 FG atts. (27, 24, 31, 18) and all three PATs in his 49ers debut vs. Sea. (9/11). Akers' 15 points were the 2nd most in the NFL in Week 1 (SD RB Mike Tolbert - 18 pts.).
- Connected on a 55-yd. FG vs. Dal. (9/18), marking the longest FG in Candlestick Park history (Bruce Gossett, 54 yds. vs. NO - 10/21/73) and the third longest FG in franchise history (Joe Nedney, 56 yds. at StL - 12/24/05 and Mike Cofer, 56 yds. at Atl. - 10/14/90).
- Notched a go-ahead 55-yd. FG before the half at Det. (10/16), which tied for the 3rd longest FG in franchise history (Joe Nedney, 56 yds. at StL - 12/24/05, Mike Cofer, 56 yds. at Atl. - 10/14/90, David Akers, 55 yds. vs. Dal. - 9/18/11). The 55-yarder was his second 55-yd. FG of the season, and tied for the 2nd longest of his career (57 yds. vs. NE - 9/14/03 and 55 yds. vs. Dal. - 9/18/11).

- Connected on a 52-yd. FG in the 2nd qtr. at Was. (11/6), his 4th 50+ yd. FG of the season in as many attempts. Akers became the first 49ers kicker in franchise history to make four 50+ yd. FGs in a season.
- Tied the franchise record for most FGAs in a game with 6 vs. Arz. (11/20).
- Connected on a 52-yd. FG in the 3rd qtr. at Bal. (11/24), marking his sixth 50+ yd. FG of the season. Akers became the only kicker through Week 12 in the NFL to be perfect from 50+ yds. (min. 4 atts.).
- Connected on 4-of-4 FGs vs. StL (12/4), giving him 32 made FGs on the season. He became the all-time leader for the most FGs in a single season in franchise history, passing K Jeff Wilkins (30 FGs in 1996).
- Akers became the 49ers all-time leader in FG attempts (42) in a single-season at Arz. (12/11), passing K Mike Cofer (38 FGAs in 1988). He also set single-season career-highs in FGs made (36) and FGs attempted (42).
- Tied his second most points in a single season with 143 vs. Pit. (12/19) after connecting on 2-of-2 FGs and 2 PATs. His 143 total points set a new single-season franchise record. WR Jerry Rice previously held the record with 138 points in 1987.
- Connected on 4 FGs on the day at Sea. (12/24), giving him 42 made FGs, a new NFL record (Arz. K Neil Rackers hit 40 FGs in 2005).
- Made a pair of FGs and all 4 PATs, giving him 166 points on the season at StL (1/1/12). His 166 pts. scored set the NFL record for most points scored in a single season with no TDs. On a FG attempt, he took the direct snap and connected with WR Michael Crabtree for a 14-yd. TD. This marked Akers' first career TD pass.
- Connected on 3 for 3 FGs and all 3 PATs vs. NO (1/14).
- Made both PATs and a 25-yd. FG vs. NYG (1/22). He ranks 2nd in NFL history for postseason FGs made (34), trailing only K Adam Vinatieri (45). He scored at least one point in all 21 career postseason games, passing K/QB George Blanda for the second-longest streak in NFL postseason history (K Adam Vinatieri - 24).

// 2010 (PHILADELPHIA)

- Earned his fifth Pro Bowl nomination after leading all NFL kickers in points (143), while ranking 3rd in FGs (32) and tying for 3rd in touchbacks (23). Also earned All-Pro honors from *The Sporting News* and second-team All-Pro accolades from the Associated Press.
- His 143 points and 32 FGs both ranked as the second-best single-season outputs in Philadelphia's history. Akers previously set the franchise records in points (144) and field goals (33) in 2008.
- Surpassed 100 points for the 10th time in his career and the fifth year in a row.
- Went 4 of 4 on FGs in back-to-back games (11/7 vs. Ind. and 10/24 at Ten.), marking the second time in his career he has accomplished that feat. Also tallied a career-high five touchbacks at Ten. (10/24).
- Tied a career high with 8 PATs at Was. (11/15).
- Connected on 4 FGs in back-to-back games (4/4 - 11/28 at Chi. and 4/5 - 11/21 NYG), marking the 17th and 18th time he has done so in his career and the third and fourth time in 2010.
- Earned NFC Special Teams Player of the Month honors in November after leading all kickers in FGs (13-14), while connecting on all 13 PAT attempts. It was the fourth such honor of his career, tying Randall Cunningham (1985-95) and Donovan McNabb (1999-09) for most in team history.

- Played in his 184th game as an Eagle vs. Hou. (12/2), surpassing S Brian Dawkins for the franchise record for most games played.
- His streak of seven consecutive games (10/24 - 12/12) with at least 10-or-more points marked the longest of his career.
- Had a perfect 3 for 3 game at Dal. (12/12), while nailing a season-best 50-yd. FG.
- Executed a critical onside kick midway through the 4th qtr. at NYG (12/19), which was recovered by WR Riley Cooper and was part of an epic comeback victory.

// 2009 (PHILADELPHIA)

- Earned his fourth Pro Bowl nomination after finishing the season t-1st in the NFL in total FGs (32), 2nd in points (139) and 3rd in 40+ yd. FGs (12).
- His 139 points and 32 FGs were the second-highest single-season outputs in Eagles history (he had 144 points and 33 FGs in 2008).
- Made 17 consecutive FGs, tying the longest streak in his career (a team record 17 in 2001).
- With kicks of 45, 48 and 52 yards vs. Dal (11/8), notched his second-game of the season with three 40+ FGs.
- Went 4 of 4 on FGs vs. Was. (11/29), including a game-winning 32 yarder with 1:48 remaining in the 4th qtr.
- Earned NFC Special Teams Player of the Month honors in November after connecting on all 13 FGAs, including four from 40+ yds., and 11 of 12 extra point attempts.
- Connected on all 3 FGs vs. Den. (12/27), including his second game-winning FG of the season, a 28 yarder with 0:04 remaining in the 4th qtr.

// 2008 (PHILADELPHIA)

- Led the NFC with 144 total points and set franchise records with 33 FGs and 144 points.
- Nailed 15 consecutive FGs from 10/12-12/7, tying the second-longest streak in Eagles history with his own streak set in 2004 and behind his franchise-record 17 (2001).
- Set an NFL record by connecting on 19 consecutive postseason FGs before ending his streak in the NFC Championship game at Arz. (1/18). He had last missed on 1/11/04 vs. GB.
- Tied a team record by connecting on all 4 of his FGAs (43, 51, 31, 45) in a playoff win (NFC-WC) at Min. (1/4). His 51-yarder was the longest in Eagles postseason history.
- Went 3 of 3 on FGs and tied a then career-high with 3 touchbacks on kickoffs in a win vs. Cle. (12/15).
- Played in his 150th-career game vs. NYG (11/9), becoming the longest tenured kicker in franchise history.
- Had a perfect 3 for 3 game at Dal. (9/15) while booting the 200th FG of his career, a 44-yarder in the 1st qtr.

// 2007 (PHILADELPHIA)

- Was a perfect 22/22 on FG attempts inside 40 yds.
- Set a career high in PATs attempts and made, going 8 for 8 vs. Det. (9/23).
- Earned NFC Special Teams Player of the Month honors for October after leading the NFC in points (31).
- Passed WR Bobby Walston (881 pts.) to become the Eagles all-time leading scorer after nailing a 21-yd. FG at Dal. (12/16).

// 2006 (PHILADELPHIA)

- His 48 PATs tied for the second-best total in Eagles history behind K Cliff Patton's 50 in 1948.
- Scored the 20,000th point in Eagles history on a PAT following a WR Hank Baskett TD catch vs. Dal. (10/8).
- Nailed the go-ahead, 25-yd. FG with 3:13 left to play in the 4th qtr. vs. Car. (12/4).
- Nailed a game-winning 38-yd. FG as time expired in the NFC Wild Card playoff game vs. NYG (1/7). According to the Elias Sports Bureau, it was only the third 4th qtr. walk-off FG in NFL postseason history.

// 2005 (PHILADELPHIA)

- In his 100th NFL game vs. Oak. (9/25), suffered a slight tear of his hamstring on the opening kickoff. Returned to the game in 2nd half, played through extreme pain, kicked 2 PATs and delivered a game-winning 23-yd. FG with 0:09 left to play.
- Was 4 for 4 on FGAs with a long of 44 and totaled a season-high 13 points vs. GB (11/27).
- Kicked a season-long, game-tying 50-yd. FG with 1:52 left to play in regulation to send the game into OT vs. NYG (12/11).

// 2004 (PHILADELPHIA)

- Selected to his third Pro Bowl in 2004, as he led the NFC in scoring (122 points) and FGs (27). Also led the Eagles in special teams production points (188) and connected on 15 consecutive FGs.
- Named Eagles co-special teams MVP (Ike Reese), AP Second-Team All-Pro and *Pro Football Weekly* All-NFC.
- With 17 FGs of 40+ yds. in 2004, set a then-NFL record previously held by K Ryan Longwell (2000) and K Cary Blanchard (1996). His total was surpassed by the Cardinals K Neil Rackers (19 in 2005). His total broke the former Eagles record set by K Paul McFadden (13) in 1984.
- With wind gusts of up to 25 mph, connected on 4 of 6 FGAs. (51, 42, 42, 40) at Chi. (10/3) and became the first player in team history to connect on 4 FGs of at least 40 yds. in a game and the first NFL kicker to accomplish that feat since K Morten Andersen (9/3/00).
- Connected on 3 FGs and added 12 pts. vs. Car. (10/17). Also converted a surprise onside kick to start the 2nd half, which was recovered by LB Jeremiah Trotter.
- Nailed a game-winning 50-yd. FG in OT at Cle. (10/24). The kick was the longest overtime FG in team history.
- Posted 44 points in four games in October (8 PATs and 12 of 14 on FGs). Single-handedly outscored the Bears, 13-9, and Panthers, 12-8, in consecutive weeks. Nailed 3 FGs and knocked 4 of 5 KOs into the end zone (3 touchbacks) vs. Bal.

// 2003 (PHILADELPHIA)

- Was 4 for 4 on FG attempts in consecutive games vs. NO (11/23) & at Car. (11/30). It also marked the first back-to-back 4-FG games of his career.
- Connected on a game-winning FG in OT during NFC Divisional playoff game vs. GB (1/11). Also nailed a 37-yd. FG with 0:05 remaining to send the game into OT.



// 2002 (PHILADELPHIA)

- Earned his second consecutive Pro Bowl selection.
- Ranked 2nd in the NFC in scoring among kickers (3rd overall) with a career-high and team record 133 points. His 30 FGs tied a career-high and tied K Paul McFadden's team record.
- Earned All-NFL honors from the AP, *The Sporting News*, *College Football Weekly* and *Pro Football Weekly*, and *Football Digest*. Also was an All-NFC selection by *Pro Football Weekly*.
- Converted his fourth successful onside kick and the third 1st qtr. onside kick of his career at Ten. (9/8).
- Went 3 for 3 on FG attempts vs. Dal. (9/22), 5 for 5 on PATs and took a pitch from QB Koy Detmer on a fake FG and raced 10 yds. for a first down.

// 2001 (PHILADELPHIA)

- Earned his first career Pro Bowl selection following the 2001 season in which he tied for fifth in the NFL in scoring with 115 points. Also earned AP First-Team All-Pro, First-Team All-Pro by *Sports Illustrated* and *The Sporting News*.
- In the NFC Divisional playoff at Chi. (1/19), totaled 15 points (4 FGs, 3 PATs), then the second highest total in NFL playoff history. Hit club record 46 yarders at Chi. and at StL (1/27) in the NFC Championship.
- Nailed game-winning, 35-yd. FG with 0:07 remaining in Week 16 of 2001 vs. NYG (12/30) as the Eagles claimed their first NFC East Division title since 1988.

// 2000 (PHILADELPHIA)

- In his first full year as a NFL kicker, made his first 12 FGs of the season to set an Eagles team record. He also ranked fifth in the NFL in points (121) to break the team record at the time of 116 set by K Paul McFadden in 1984.
- Selected as the Eagles special teams MVP and as the first alternate to the NFC Pro Bowl squad in 2000 (behind TB K Martin Gramatica).
- In 2000 opener at Dal. (9/3) executed an onside kick, which set up the Eagles first score. Opened the 11/29 game at KC with another onside kick.
- Nailed 3 game-winning FGs in November to earn NFC Special Teams POM honors.

// 1999 (PHILADELPHIA)

- Earned a spot on the 53-man roster and served as the club's kickoff and long FG specialist as 18-year vet K Norm Johnson handled the regular kicking duties. He replaced an injured Johnson (back) as the primary kicker vs. Ind. (11/21).
- Played for the Berlin Thunder of NFL Europe. He contracted salmonella poisoning late in the season and lost 30 pounds prior to his first training camp with the Eagles.

// 1998 (WASHINGTON)

- Played in first NFL game as a Redskin vs. Sea. (9/20) after K Scott Blanton was waived.

// COLLEGE


Finished his four-year career at Louisville ranked 2nd on the school's all-time scoring list with 219 points, including a school record 36 FGs. As a junior, kicked a career-long 51-yd. FG vs. Texas A&M.

// PERSONAL

- He and his wife, Erika, have two sons, Luke and Sawyer, and a daughter, Halley.
- A regular visitor to the pits and garages at NASCAR races, Akers aspires one day to own and/or drive in a lower level NASCAR circuit.
- Caddied at Valhalla Golf Club, the home of the 2008 Ryder Cup, in Louisville, KY, for four years in college. Frequently caddied for Louisville Cardinals men's basketball coach Rick Pitino.
- Attended Tates Creek HS in Lexington, KY, where he was twice named first-team all-state as a kicker and once as a punter with a 40.7-yard average.
- Was an avid trumpet player during his youth.
- Full name: David Roy Akers.

// INJURY REPORT

2005: Suffered a torn hamstring vs. Oak. (9/25) and was inactive for the next four games.



AKERS' GAME-BY-GAME

1998 (Washington)

Date	Opp	W/L	Pts	XP-XPA	FG-FGA	Kick-By-Kick
Sep 6	at NYG					PRACTICE SQUAD
Sep 14	SF					PRACTICE SQUAD
SIGNED TO WAS ACTIVE ROSTER ON 9/15						
Sep 20	at Sea	L	2	2-2	0-2	48N, 49N
RELEASED BY WAS ON 9/22						
TOTALS			2	2-2	0-2	Long: 44

1999 (Philadelphia)

Date	Opp	W/L	Pts	XP-XPA	FG-FGA	Kick-By-Kick
Sep 12	Arz	L	0	0-0	0-0	
Sep 19	TB	L	0	0-0	0-0	
Sep 26	at Buf	L	0	0-0	0-0	
Oct 3	at NYG	L	0	0-0	0-0	
Oct 10	Dal	W	0	0-0	0-0	
Oct 17	at Chi	W	0	0-0	0-0	
Oct 24	at Mia	L	3	0-0	1-1	53
Oct 31	NYG	L	0	0-0	0-1	59N
Nov 7	at Car	L	0	0-0	0-0	
Nov 14	Was	W	0	0-0	0-0	
Nov 21	Ind	L	5	2-2	1-1	48
Nov 28	at Was	L	0	0-0	0-1	47N
Dec 5	at Arz	L	0	0-0	0-0	
Dec 12	at Dal	L	0	0-0	0-0	
Dec 19	NE	W	0	0-0	0-1	51N
Jan 2	StL	W	3	0-0	1-1	46
TOTALS			11	2-2	3-6	Long: 53

2000 (Philadelphia)

Date	Opp	W/L	Pts	XP-XPA	FG-FGA	Kick-By-Kick
Sep 3	at Dal	W	11	5-5	2-2	33, 37
Sep 10	NYG	L	6	0-1	2-2	33, 29
Sep 17	at GB	L	3	0-0	1-1	43
Sep 24	at NO	W	3	3-3	0-0	
Oct 1	Atl	W	12	3-3	3-3	39, 38, 19
Oct 8	Was	L	2	2-2	0-0	
Oct 15	at Arz	W	9	3-4	2-2	31, 29
Oct 22	Chi	W	7	1-1	2-2	51, 29
Oct 29	at NYG	L	1	1-1	0-1	48N
Nov 5	Dal	W	10	1-1	3-4	40N, 34, 34, 32
Nov 12	at Pit	W	14	2-2	4-5	26, 45, 38N, 42, 42
Nov 19	Arz	W	10	4-4	2-2	38, 46
Nov 26	at Was	W	11	2-2	3-3	27, 33, 30
Dec 3	Ten	L	7	1-1	2-2	23, 40
Dec 10	at Cle	W	5	5-5	0-0	
Dec 24	Cin	W	10	1-1	3-4	32, 45, 41N, 33
TOTALS			121	34-36	29-33	Long: 51

2000 Postseason (Philadelphia)

Date	Opp	W/L	Pts	XP-XPA	FG-FGA	Kick-By-Kick
Dec 31	TB	W	3	3-3	0-1	36N
Jan 7	at NYG	L	4	1-1	1-2	28, 30N
TOTALS			7	4-4	1-3	Long: 28

2001 (Philadelphia)

Date	Opp	W/L	Pts	XP-XPA	FG-FGA	Kick-By-Kick
Sep 9	StL	L	5	2-2	1-1	50
Sep 23	at Sea	W	9	3-3	2-3	48, 49N, 21
Sep 30	Dal	W	10	4-5	2-2	40, 19
Oct 7	Arz	L	8	2-2	2-2	42, 28
Oct 22	at NYG	W	4	1-1	1-2	44N, 25
Oct 28	Oak	L	4	1-1	1-1	34
Nov 4	at Arz	W	3	3-3	0-0	
Nov 11	Min	W	12	6-6	2-2	36, 21
Nov 18	at Dal	W	18	3-3	5-5	24, 46, 26, 28, 30
Nov 25	Was	L	3	0-0	1-1	49
Nov 29	at Kan	W	11	2-2	3-3	24, 33, 38
Dec 9	SD	W	6	3-3	1-1	37
Dec 16	at Was	W	8	2-2	2-2	40, 50
Dec 22	at SF	L	3	0-0	1-1	20
Dec 30	NYG	W	6	3-3	1-2	43N, 35
Jan 6	at TB	W	5	2-2	1-3	34N, 47, 50N
TOTALS			115	37-38	26-31	Long: 50

2001 Postseason (Philadelphia)

Date	Opp	W/L	Pts	XP-XPA	FG-FGA	Kick-By-Kick
Jan 12	TB	W	7	4-4	1-1	26
Jan 19	at Chi	W	15	3-3	4-4	34, 23, 40, 46
Jan 27	at StL	L	6	3-3	1-1	46
TOTALS			28	10-10	6-6	Long: 46 (2)

2002 (Philadelphia)

Date	Opp	W/L	Pts	XP-XPA	FG-FGA	Kick-By-Kick
Sep 8	at Ten	L	6	3-3	1-1	30
Sep 16	at Was	W	13	4-4	3-3	22, 40, 47
Sep 22	Dal	W	14	5-5	3-3	51, 20, 32
Sep 29	Hou	W	9	3-3	2-2	25, 41
Oct 6	at Jax	L	5	2-2	1-1	31
Oct 20	TB	W	8	2-2	2-2	30, 36
Oct 28	NYG	W	9	0-0	3-4	50N, 27, 36, 35
Nov 3	at Chi	W	13	1-1	4-4	23, 36, 27, 22
Nov 10	Ind	L	7	1-1	2-2	34, 20
Nov 17	Arz	W	8	5-5	1-1	34
Nov 25	at SF	W	8	5-5	1-2	48N, 43
Dec 1	StL	W	4	1-1	1-1	31
Dec 8	at Sea	W	9	3-3	2-3	33, 40, 39N
Dec 15	Was	W	10	4-4	2-2	28, 45
Dec 21	at Dal	W	9	3-3	2-2	32, 39
Dec 28	at NYG	L	1	1-1	0-1	35N
TOTALS			133	43-43	30-34	Long: 51

2002 Postseason (Philadelphia)

Date	Opp	W/L	Pts	XP-XPA	FG-FGA	Kick-By-Kick
Jan 11	Atl	W	8	2-2	2-3	34, 39, 51N
Jan 19	TB	L	4	1-1	1-1	30
TOTALS			12	3-3	3-4	Long: 39

AKERS' GAME-BY-GAME

2003 (Philadelphia)

Date	Opp	W/L	Pts	XP-XPA	FG-FGA	Kick-By-Kick
Sep 8	TB	L	0	0-0	0-0	
Sep 14	NE	L	4	1-1	1-1	57
Sep 28	at Buf	W	11	2-2	3-3	26, 34, 22
Oct 5	Was	W	9	3-3	2-2	52, 36
Oct 12	at Dal	L	3	3-3	0-0	
Oct 19	at NYG	W	2	2-2	0-0	
Oct 26	NYJ	W	6	3-3	1-2	55N, 30
Nov 2	at Atl	W	11	2-2	3-4	21, 25, 41B, 40
Nov 10	at GB	W	5	2-2	1-2	47N, 21
Nov 16	NYG	W	4	4-4	0-0	
Nov 23	NO	W	15	3-3	4-4	36, 41, 42, 33
Nov 30	at Car	W	13	1-1	4-4	35, 48, 38, 29
Dec 7	Dal	W	10	4-4	2-2	22, 21
Dec 15	at Mia	W	10	4-4	2-2	46, 42
Dec 21	SF	L	4	4-4	0-2	42N, 47N
Dec 27	at Was	W	7	4-4	1-1	26
TOTALS			114	42-42	24-29	Long: 57

2003 Postseason (Philadelphia)

Date	Opp	W/L	Pts	XP-XPA	FG-FGA	Kick-By-Kick
Jan 11	GB	W	8	2-2	2-3	33N, 37, 31
Jan 18	Car	L	3	0-0	1-1	41
TOTALS			11	2-2	3-4	Long: 41

2004 (Philadelphia)

Date	Opp	W/L	Pts	XP-XPA	FG-FGA	Kick-By-Kick
Sep 12	NYG	W	7	4-4	1-2	45, 53N
Sep 20	Min	W	9	3-3	2-2	37, 47
Sep 26	at Det	W	12	3-3	3-3	26, 47, 39
Oct 3	at Chi	W	13	1-1	4-6	51, 42, 42, 40, 39N, 45N
Oct 17	Car	W	12	3-3	3-3	48, 34, 43
Oct 24	at Cle	W	10	4-4	2-2	38, 50
Oct 31	Bal	W	9	0-0	3-3	20, 41, 43
Nov 7	at Pit	L	3	0-0	1-1	33
Nov 15	at Dal	W	7	7-7	0-0	
Nov 21	Was	W	4	4-4	0-0	
Nov 28	at NYG	W	9	3-3	2-2	47, 42
Dec 5	GB	W	17	5-5	4-4	22, 45, 47, 22
Dec 12	at Was	W	5	2-2	1-2	48N, 38
Dec 19	Dal	W	0	0-1	0-0	
Dec 27	at StL	L	1	1-1	0-0	
Jan 2	Cin	L	4	1-1	1-2	45N, 46
TOTALS			122	41-42	27-32	Long: 51

2004 Postseason (Philadelphia)

Date	Opp	W/L	Pts	XP-XPA	FG-FGA	Kick-By-Kick
Jan 16	Min	W	9	3-3	2-2	21, 23
Jan 23	Atl	W	9	3-3	2-2	31, 34
Feb 6	NE	L	3	3-3	0-0	
TOTALS			21	9-9	4-4	Long: 34

2005 (Philadelphia)

Date	Opp	W/L	Pts	XP-XPA	FG-FGA	Kick-By-Kick
Sep 12	at Atl	L	4	1-1	1-3	49N, 49N, 44
Sep 18	SF	W	5	5-5	0-1	43N
Sep 25	Oak	W	5	2-2	1-1	23
Oct 2	at KC	W				INACTIVE (Hamstring)
Oct 9	at Dal	L				INACTIVE (Hamstring)
Oct 23	SD	W				INACTIVE (Hamstring)
Oct 30	at Den	L				INACTIVE (Hamstring)
Nov 6	at Was	L	4	1-1	1-1	34
Nov 14	Dal	L	8	2-2	2-3	48, 20, 60N
Nov 20	at NYG	L	5	2-2	1-2	20, 38N
Nov 27	GB	W	13	1-1	4-4	44, 38, 37, 33
Dec 5	Sea	L	0	0-0	0-0	
Dec 11	NYG	L	11	2-2	3-4	42, 49N, 36, 50
Dec 18	at StL	W	5	2-2	1-1	31
Dec 24	at Arz	L	3	3-3	0-0	
Jan 1	Was	L	8	2-2	2-2	49, 35
TOTALS			71	23-23	16-22	Long: 50

2006 (Philadelphia)

Date	Opp	W/L	Pts	XP-XPA	FG-FGA	Kick-By-Kick
Sep 10	at Hou	W	6	3-3	1-1	42
Sep 17	NYG	L	6	3-3	1-2	49N, 37
Sep 24	at SF	W	8	5-5	1-2	21, 39N
Oct 2	GB	W	7	4-4	1-1	40
Oct 8	Dal	W	8	5-5	1-1	27
Oct 15	at NO	L	6	3-3	1-1	47
Oct 22	at TB	L	3	3-3	0-0	
Oct 29	Jax	L	6	0-0	2-2	25, 28
Nov 12	Was	W	9	3-3	2-2	37, 25
Nov 19	Ten	L	7	1-1	2-2	42, 38
Nov 26	at Ind	L	3	3-3	0-1	36N
Dec 4	Car	W	9	3-3	2-2	28, 25
Dec 10	at Was	W	3	3-3	0-0	
Dec 17	at NYG	W	4	4-4	0-1	48N
Dec 25	at Dal	W	11	2-2	3-3	25, 45, 21
Dec 31	Atl	W	6	3-3	1-2	41, 23N
TOTALS			102	48-48	18-23	Long: 47

2006 Postseason (Philadelphia)

Date	Opp	W/L	Pts	XP-XPA	FG-FGA	Kick-By-Kick
Jan 7	NYG	W	11	2-2	3-3	19, 48, 38
Jan 13	at NO	L	6	3-3	1-1	24
TOTALS			17	5-5	4-4	Long: 48

2007 (Philadelphia)

Date	Opp	W/L	Pts	XP-XPA	FG-FGA	Kick-By-Kick
Sep 9	at GB	L	7	1-1	2-2	33, 47
Sep 17	Was	L	12	0-0	4-4	24, 39, 26, 22
Sep 23	Det	W	8	8-8	0-0	
Sep 30	at NYG	L	3	0-0	1-2	42N, 53
Oct 14	at NYJ	W	10	1-1	3-5	22, 41N, 41N, 31, 25
Oct 21	Chi	L	10	1-1	3-3	24, 33, 37
Oct 28	at Min	W	11	2-2	3-4	20, 59N, 27, 25
Nov 4	Dal	L	5	2-2	1-1	26
Nov 11	at Was	W	3	3-3	0-1	53N
Nov 18	Mia	W	5	2-2	1-1	34
Nov 25	at NE	L	4	4-4	0-0	
Dec 2	Sea	L	6	3-3	1-2	31, 48N
Dec 9	NYG	L	7	1-1	2-3	29, 39, 57N
Dec 16	at Dal	W	4	1-1	1-2	47N, 21
Dec 23	at NO	W	8	5-5	1-1	24
Dec 30	Buf	W	5	2-2	1-1	38
TOTALS			108	36-36	24-32	Long: 53

AKERS' GAME-BY-GAME

2008 (Philadelphia)

Date	Opp	W/L	Pts	XP-XPA	FG-FGA	Kick-By-Kick
Sep 7	StL	W	8	5-5	1-1	23
Sep 15	at Dal	L	13	4-4	3-3	34, 44, 22
Sep 21	Pit	W	7	1-1	2-2	31, 31
Sep 28	at Chi	L	8	2-2	2-4	50N, 47N, 24, 31
Oct 5	Was	L	5	2-2	1-2	50N, 23
Oct 12	at SF	W	16	4-4	4-5	19, 54B, 38, 25, 28
Oct 26	Atl	W	9	3-3	2-2	36, 18
Nov 2	at Sea	W	14	2-2	4-4	40, 24, 42, 39
Nov 9	NYG	L	7	4-4	1-1	29
Nov 16	at Cin	T	7	1-1	2-2	42, 27
Nov 23	at Bal	L	1	1-1	0-0	
Nov 27	Ariz	W	12	6-6	2-2	42, 41
Dec 7	at NYG	W	8	2-2	2-4	51, 32B, 34B, 34
Dec 15	Cle	W	12	3-3	3-3	24, 34, 34
Dec 21	at Was	L	3	0-0	1-1	22
Dec 28	Dal	W	14	5-5	3-4	40, 50, 41, 40N
TOTALS			144	45-45	33-40	Long: 51

2008 Postseason (Philadelphia)

Date	Opp	W/L	Pts	XP-XPA	FG-FGA	Kick-By-Kick
Jan 4	at Min	W	14	2-2	4-4	43, 51, 31, 45
Jan 11	at NYG	W	11	2-2	3-3	25, 35, 20
Jan 18	at Arz	L	7	1-2	2-3	45, 47N, 33
TOTALS			21	9-9	4-4	Long: 34

2009 (Philadelphia)

Date	Opp	W/L	Pts	XP-XPA	FG-FGA	Kick-By-Kick
Sep 13	at Car	W	8	5-5	1-2	49, 51B
Sep 20	NO	L	8	2-2	2-2	23, 32
Sep 27	KC	W	10	4-4	2-2	29, 38
Oct 11	TB	W	7	4-4	1-1	44
Oct 18	at Oak	L	9	0-0	3-5	43N, 45, 43, 47N, 45
Oct 26	at Was	W	9	3-3	2-2	47, 44
Nov 1	NYG	W	10	4-5	2-2	30, 35
Nov 8	Dal	L	10	1-1	3-3	45, 48, 52
Nov 15	at SD	L	11	2-2	3-3	18, 25, 25
Nov 22	at Chi	W	6	3-3	1-1	25
Nov 29	Was	W	13	1-1	4-4	29, 24, 41, 32
Dec 6	at Atl	W	10	4-4	2-3	33, 39N, 33
Dec 13	at NYG	W	7	4-5	1-1	20
Dec 20	SF	W	9	3-3	2-2	22, 26
Dec 27	Den	W	12	3-3	3-3	39, 45, 28
Jan 3	at Dal	L	0	0-0	0-1	53N
TOTALS			139	43-45	32-37	Long: 52

2009 Postseason (Philadelphia)

Date	Opp	W/L	Pts	XP-XPA	FG-FGA	Kick-By-Kick
Jan 9	at Dal	L	2	2-2	0-0	
TOTALS			2	2-2	0-0	

2010 (Philadelphia)

Date	Opp	W/L	Pts	XP-XPA	FG-FGA	Kick-By-Kick
Sep 12	GB	L	8	2-2	2-2	45, 24
Sep 19	at Det	W	5	5-5	0-0	
Sep 26	at Jax	W	4	4-4	0-0	
Oct 3	Was	L	6	0-0	2-2	49, 23
Oct 10	at SF	W	9	3-3	2-3	33, 53, 45
Oct 17	Atl	W	7	4-4	1-4	37N, 47N, 37N, 30
Oct 24	at Ten	L	13	1-1	4-4	25, 46, 46, 28
Nov 7	Ind	W	14	2-2	4-4	22, 21, 31, 44
Nov 15	at Was	W	11	8-8	1-1	48
Nov 21	NYG	W	13	1-1	4-5	38, 24, 42B, 28, 30
Nov 28	at Chi	L	14	2-2	4-4	45, 36, 22, 36
Dec 2	Hou	W	10	4-4	2-2	36, 22
Dec 12	at Dal	W	12	3-3	3-3	39, 50, 28
Dec 19	at NYG	W	8	5-5	1-1	34
Dec 28	Min	L	2	2-2	0-1	54N
Jan 2	Dal	L	7	1-1	2-2	43, 22
TOTALS			143	47-47	32-38	Long: 50

2010 Postseason (Philadelphia)

Date	Opp	W/L	Pts	XP-XPA	FG-FGA	Kick-By-Kick
Jan 9	GB	L	4	1-1	1-3	41N, 29, 34N
TOTALS			4	1-1	1-3	Long: 29

2011 (San Francisco)

Date	Opp	W/L	Pts	XP-XPA	FG-FGA	Kick-By-Kick
Sep 11	Sea	W	15	3-3	4-4	27, 24, 31, 18
Sep 18	Dal	L	6	3-3	1-1	55
Sep 25	at Cin	W	7	1-1	2-2	23, 53
Oct 2	at Phi	W	6	3-3	1-3	44N, 37, 45B
Oct 9	TB	W	12	6-6	2-2	37, 27
Oct 16	at Det	W	11	2-2	3-3	55, 31, 37
Oct 30	Cle	W	8	2-2	2-2	29, 26
Nov 6	at Was	W	13	1-1	4-4	52, 34, 45, 20
Nov 13	NYG	W	13	1-1	4-4	36, 52, 39, 28
Nov 20	Arz	W	11	2-2	3-6	46B, 49N, 22, 43, 30B, 29
Nov 24	at Bal	L	6	0-0	2-2	45, 52
Dec 4	StL	W	14	2-2	4-4	36, 19, 28, 34
Dec 11	at Arz	L	13	1-1	4-5	46, 22, 50N, 27, 22
Dec 19	Pit	W	8	2-2	2-2	22, 38
Dec 24	at Sea	W	13	1-1	4-5	52N, 53, 29, 44, 39
Jan 1	at StL	W	10	4-4	2-3	48N, 36, 42
TOTALS			166	34-34	44-52	Long: 55

2011 Postseason (San Francisco)

Date	Opp	W/L	Pts	XP-XPA	FG-FGA	Kick-By-Kick
Jan 14	NO	W	12	3-3	3-3	25, 41, 37
Jan 22	NYG	L	5	2-2	1-1	25
TOTALS			17	5-5	4-4	Long: 41



ALEX BOONE

75

GUARD/TACKLE
6-8 | 300

OHIO STATE | 3RD YEAR
BORN 5.4.87 | LAKEWOOD, OH
ACQUIRED FA IN '09
ST. EDWARD HS, CLEVELAND, OH

Alex Boone reached a significant milestone in his career when he took the field in the team's season-finale against the Arizona Cardinals in 2010. The game marked his first regular season action as a pro, which was an achievement many would have felt far-fetched two years ago. Boone was originally signed as a rookie free agent by the 49ers in 2009 and spent his entire rookie season on the team's practice squad. When Boone reported to mini-camp the following year, he had lost 40 pounds of fat and replaced it with 25 pounds of lean muscle. He competed at both right and left tackle, and eventually proved his worth as he earned a spot on the 53-man roster. In 2011, Boone entered each game in short-yardage situations, and contributed on special teams. Boone was rewarded with a four-year contract extension on December 8, 2011, through 2015. In 2012, Boone became the 49ers starting guard and was named an alternate to the Pro Bowl.

// 2012 AWARDS & HONORS

- Madden Most Valuable Protectors Award (Week 5)
- Madden Most Valuable Protectors Award (Week 7)
- Madden Most Valuable Protectors Award (Week 12)

// 2012 POSTSEASON HIGHLIGHTS

- Part of offensive line vs. GB (1/12/13) (NFC-D) which helped the 49ers become the first team in NFL history to ever have two, 100-yd. rushers [QB Colin Kaepernick (181 yds. rushing), RB Frank Gore (119 yds. rushing)] and one, 100-yd. receiver [WR Michael Crabtree (119 yds. receiving)] in a playoff game in NFL history.
- Against the Packers, San Francisco amassed 579 total yds. of offense (323 rushing and 256 passing), setting a new single-game postseason franchise record. The previous record was 537 yds. (211 rushing and 326 passing) vs. Miami in Super Bowl XIX. The 49ers rushed for 323 yds. on the night, setting the franchise single-game postseason rushing record. The previous rushing record was also set in Super Bowl XIX (211 yds.).

// 2012 HIGHLIGHTS

- Made first-career NFL start at GB (9/9), lining up at RG.
- Part of offensive line that helped RB Frank Gore rush for 112 yds. at GB (9/9), becoming the 1st RB since Garrison Hearst to rush for 100 yds. on opening day. The team rushed for 186 yds. on the day with a 5.8 avg.
- Paved the way as the team rushed for a season-high 245 yds. on 44 carries as 9 different players carried the ball at NYJ (9/30).

"We were all thrilled to see the instinctive things he did. He played physical, he played to his personality, which is aggressive, passionate, old-school nasty. And he had a lot of fun out there. Boone loves playing football. He's a beauty." - **49ers Offensive Coordinator Greg Roman** after Alex Boone's first NFL start, at GB (9/9/12)

- Helped the 49ers offense set a team record with 621 total yds. (311 rushing, 310 passing) vs. Buf. (10/7), surpassing the 49ers previous franchise record of 598 vs. Buf. (9/13/92). San Francisco became the first team in NFL history to post 300-or-more yds. rushing and passing in the same game. For the first time in 49ers history since 11/19/61 vs. Chi., San Francisco posted a 300-yd. passer (QB Alex Smith 303 yds.), 2, 100 yd-receivers (WR Michael Crabtree - 113 yds.; TE Vernon Davis - 106 yds.) and a 100-yd. rusher (RB Frank Gore - 106 yds.) in the same game. The offensive line did not allow a sack the entire game and was awarded the Madden Most Valuable Protectors Award for Week 5.
- Aided the 49ers offense as the team rushed for 175 yds. on 32 carries (5.5 avg.) vs. Sea. (10/18). Helped RB Frank Gore record his 32nd career 100-yd. game with 131 yds. on 16 carries (8.2 avg.).
- Boone and the 49ers offensive line did not allow a sack on 25 pass attempts by QB Colin Kaepernick at NO (11/25). The performance earned the O-Line the Madden Most Valuable Protectors Award for Week 12.

// GOLDMINE

- During the 2010 offseason, following his rookie season, Alex returned home to Lakewood, OH, where he began working out with former NFL O-lineman LeCharles Bentley. With Bentley's help and guidance, Alex returned for training in the best shape of his life, dropping 40 pounds before putting 25 pounds of muscle back on. "LeCharles helped me realize what it takes to be successful in the NFL," Alex said. "He has helped me with my footwork, my initial burst and my quickness. I know I'll be ready for whatever the coaches throw at me this season."
- The one person Alex always admired and wanted to be like was his grandfather. "My grandfather raised my brother and I with good morals and good values," said Alex. "He was always there for us." Alex saw him as the smartest of people who everyone looked up to. A very religious man, the two of them prayed together regularly and attended church every Sunday. His grandfather passed away when he was young, which left a void in his life. "It crushed me. I never really had to be by myself." Alex vividly remembers the moment he heard the news. "I remember I was eating pizza and I was 13 years old." Talking to his grandmother about him has been a breath of fresh air, reassuring Alex that his grandfather will always be with him. "He was a funny guy who loved to laugh. He was real jokester. I try to be like him every day."

BOONE'S CAREER STATISTICS

GAMES/STARTS - 33/16; 2010 (1/0); 2011 (16/0); 2012 (16/16)

POSTSEASON GAMES/STARTS - 4/2; 2011 (2/0); 2012 (2/2)

Milestones:

NFL Debut: vs. Arz. (1/2/11)

First Start: at GB (9/9/12)





// TRANSACTIONS

Signed as a rookie free agent by SF on 4/30/09...Waived by SF on 9/3/09...Signed to the practice squad by SF on 9/6/09...Signed by SF to reserve/future contract on 1/6/10...Signed a four-year contract extension through 2015 on 12/8/11.

// AWARDS & HONORS

2011: Madden Most Valuable Protectors Award (Week 5)

// 2011

- Entered each game in short-yardage situations, as well as contributed on special teams.
- Boone and the offensive line were awarded the Madden Most Valuable Protectors Award for Week 5. They helped the 49ers offense rush for 213 yds. on the ground while not allowing a sack vs. TB (10/9), marking the first time since 12/14/06 at Sea. that the team rushed for over 200 yds. and did not allow a sack.
- Supported the 49ers offense in rushing for 203 yds. at Det. (10/16), marking the first time the team has rushed for over 200 yds. in back-to-back games (10/9 vs. TB, 213 yds.) since 12/6/98 at Car. (236 yds.) and 12/14/98 vs. Det. (328 yds.).
- Contributed on the offensive line vs. Arz. (11/20). Helped the 49ers offense hold the ball for 44:16 while not allowing a sack, marking the highest time of possession for the team since 11/3/02 at Oak. (44:33 - 49ers 23, Raiders 20).
- Replaced T Joe Staley at LT after Staley was sidelined with a head injury at Arz. (12/11).
- Boone and the offensive line prevented QB Alex Smith from getting sacked in a 20-3 win on MNF vs. Pit. (12/19).

// 2010

- Was inactive Weeks 1-16.
- Made his NFL debut vs. Arz. (1/2), entering the game at left tackle in the second half.

// 2009

- Spent the entire season on the 49ers practice squad.

// COLLEGE


A two-time All-Big Ten selection during his four-year career at Ohio State, played in 46 games (35 starts). Started 22 games at LT for the Buckeyes, earning All-America honors as a senior.

// PERSONAL

- A two-time All-Ohio selection, Boone was a three-year starter at St. Edward (OH) HS.
- Born Alex Boone on 5/4/87 in Lakewood, OH.
- Married to Dana. The two have one son, Jonathan.
- Majored in history.

THE SCOUTING REPORT

"Just love Alex Boone, love him, love him. Love being around him, love the way he competes. Love the mentality that he brings, the attitude that he brings to our team." - **49ers Head Coach Jim Harbaugh**





NaVORRO BOWMAN 53

LINEBACKER
6-0 | 242

PENN STATE | 3RD YEAR
BORN 5.28.88 | DISTRICT HEIGHTS, MD
ACQUIRED D-3 IN '10
SUITLAND HS, FORESTVILLE, MD

Talent, hustle, toughness and determination are all attributes 49ers linebacker NaVorro Bowman displayed during his first two seasons in the NFL. In 2011, Bowman was a rock in the middle of the defense, leading the team with 173 tackles and was named AP First-Team All-Pro. On November 27, 2012, Bowman signed a five-year contract extension with the 49ers through 2018. Growing up in a crime and drug-infested neighborhood, Bowman relied on sports and a strong support system to keep him pointed in the right direction.



- Part of defense that limited Chi. (11/19) to 143 yds. of total offense (85 rushing; 58 passing). The 143 yds. of total offense allowed was the 5th lowest total in any NFL game during the season and fewest given up by the 49ers since 1/3/10 (109 yds. at StL). The 58 passing yds. allowed by the 49ers defense are the fewest given up since 1/3/10 (22 yds. at StL).
- Led team in tackles for 4 consecutive weeks [15 vs. StL (11/11), 15 vs. Chi. (11/19), 12 at NO (11/25), 13 at StL (12/2)].
- At NE (12/16), recorded his 1st career FF, stripping the ball from Patriots RB Shane Vereen. The loose ball was scooped up by CB Chris Culliver.

// 2012 POSTSEASON HIGHLIGHTS

- Broke up a key Falcons pass intended for WR Roddy White from QB Matt Ryan on 4th-and-4 at the 49ers 10-yd. line with just 1:13 remaining in the game at Atl. (1/20/13) (NFC-C).

// 2012 HIGHLIGHTS

- Led the team in total tackles with a career-high 183 (93 solo, 90 assists).
- Led the team in total tackles in each of the first 4 games of the season with 11 at GB (9/9), 14 vs. Det. (9/16), tied a career-high with 17 at Min. (9/23) and tallied 12 at NYJ (9/30).
- Recorded first career-INT at GB (9/9), picking off QB Aaron Rodgers in the 4th qtr.
- Part of LB corp that only allowed 45 yds. on the ground at GB (9/9). The 45 rush yds. were the fewest on the ground by GB since 9/28/08 (28 yds. at TB).
- Was part of defense that held NYJ (9/30) to 145 total yds. on offense and just 45 yds. rushing in 34-0 road win. The defensive unit recorded 3.0 sacks, 3 FRs and 1 TD.
- Tallied a sack in back-to-back games, bringing down QB Russell Wilson vs. Sea. (10/18) and taking down QB John Skelton at Arz. (10/29).
- Was part of the defense that did not allow a TD in back-to-back games vs. Sea. (10/18) and at Arz. (10/29), limiting Sea. to only 2 FGs. and Arz. to 3 pts. It was part of a stretch where the 49ers defense did not allow a TD in 4 of 5 games, a first in franchise history.
- Bowman and the 49ers defense held Arz. (10/29) to just 7 yds. rushing, tying the fewest rushing yds. the 49ers have allowed in a single game in franchise history [7 at NO (10/1/72)], and the lowest rushing output allowed in any game during the entire 2012 NFL season.
- Led the 49ers with 15 tackles vs. StL (11/11) and recorded 100 total tackles on the season, reaching the milestone for the 2nd consec. year.

// 2012 AWARDS & HONORS

- AP First-Team All-Pro
- 2012 NFC Pro Bowl
- Mid-Season All-Pro 2nd Team by *USA Today*

BOWMAN'S GAME-BY-GAME

2012

Date	Opp	W/L	P/S	Tot	Sol	Ast	Sk	Yds	Int	Yds	PD	FF	FR	Yds
Sep 9	at GB	W	1/1	11	7	4	0.0	0.0	1	11	2	0	0	0
Sep 16	Det	W	1/1	14	7	7	0.0	0.0	0	0	1	0	0	0
Sep 23	at Min	L	1/1	17	8	9	0.0	0.0	0	0	0	0	0	0
Sep 30	at NYJ	W	1/1	12	3	8	0.0	0.0	0	0	1	0	0	0
Oct 7	Buf	W	1/1	4	3	1	0.0	0.0	0	0	1	0	0	0
Oct 14	NYG	L	1/1	14	6	8	0.0	0.0	0	0	0	0	0	0
Oct 18	Sea	W	1/1	14	6	8	1.0	0.0	0	0	0	0	0	0
Oct 29	at Arz	W	1/1	1	1	0	1.0	9.0	0	0	0	0	0	0
Nov 11	StL	T	1/1	15	6	9	0.0	0.0	0	0	0	0	0	0
Nov 19	Chi	W	1/1	15	10	5	0.0	0.0	0	0	0	0	0	0
Nov 25	at NO	W	1/1	12	6	6	0.0	0.0	0	0	0	0	0	0
Dec 2	at StL	L	1/1	13	8	5	0.0	0.0	0	0	0	0	0	0
Dec 9	Mia	W	1/1	8	4	4	0.0	0.0	0	0	0	0	0	0
Dec 16	at NE	W	1/1	11	6	5	0.0	0.0	0	0	0	1	0	0
Dec 23	at Sea	L	1/1	19	9	10	0.0	0.0	0	0	0	0	0	0
Dec 30	Arz	W	1/1	3	2	1	0.0	0.0	0	0	1	0	0	0
TOTALS				16/16	183	93	90	2.0	9.0	1	11	6	1	0

2012 Postseason

Date	Opp	W/L	P/S	Tot	Sol	Ast	Sk	Yds	Int	Yds	PD	FF	FR	Yds
Jan 12	GB	W	1/1	9	4	5	0.0	0.0	0	0	2	0	0	0
Jan 20	at Atl	W	1/1	10	4	6	0.0	0.0	0	0	1	0	0	0
Feb 3	Bal													
TOTALS				2/2	19	8	11	0.0	0.0	0	0	3	0	0

// GOLDMINE

- NaVorro was born and raised just outside of Washington D.C. in a high-crime area.- It was a tough environment to avoid, but sports became his outlet and a means for not giving into the streets and drugs. "My parents had been with me since day one. Also, having a support system like my high school coach - he really let me know early on that I had something special and I shouldn't mess it up."
- NaVorro earned his degree in criminal law and justice, and one day would like to use that to help out his hometown. With all of the violence and drugs in District Heights, MD, he believes being from that area will help others listen to him and understand that there are other ways to live life than what they currently know. "That's one of the reasons I got in that field - to open doors and possibly be able to get into a young child's head from my neighborhood."

- Two important and influential people in NaVorro's life recently and abruptly passed away. His father passed away from a blood clot that reached his heart, while his high school coach died in a car accident before Penn State's bowl game in 2009. "Dealing with as much adversity as I have in a short period of time has made me the man I am today. It's made me stay on track and strive to do those things that will possibly help me be successful, not just on the football field, but off the field also."

BOWMAN'S CAREER STATISTICS

YEAR	TEAM	GP	GS	TACKLES					INTERCEPTIONS				FUMBLES				
				TOT	SOL	AST	SACKS	YDS	INT	YDS	LG	TD	PD	FF	FR	YDS	
2010	SF	16	1	35	22	13	0.0	0.0	0	0	-	0	0	0	0	0	0
2011	SF	16	16	173	81	92	2.0	11.0	0	0	-	0	8	0	3	0	
2012	SF	16	16	183	93	90	2.0	9.0	1	11	11	0	6	1	0	0	
TOTALS		48	33	391	196	195	4.0	20.0	1	11	11	0	14	1	3	0	

PLAYOFFS

YEAR	TEAM	GP	GS	TACKLES					INTERCEPTIONS				FUMBLES			
				TOT	SOL	AST	SACKS	YDS	INT	YDS	LG	TD	PD	FF	FR	YDS
2011	SF	2	2	27	13	14	0.5	3.5	0	0	-	0	0	0	0	0
2012	SF	2	2	19	8	11	0.0	0.0	0	0	-	0	3	0	0	0
TOTALS		4	4	46	21	25	0.5	3.5	0	0	-	0	3	0	0	0

Additional Statistics:

Special Teams Tackles: Regular Season – 41: 2010 (26), 2011 (9), 2012 (6); Postseason – 1: 2011 (1)

Milestones:

NFL Debut: vs. Sea. (9/12/10); **First Career Start:** vs. Arz. (1/2/11); **First FR:** at Phi. (10/2/11 – RB Ronnie Brown); **First FF:** at NE (12/16/12 – RB Shane Vereen); **First Sack:** at Sea. (12/24/11 – QB Tarvaris Jackson); **First INT:** at GB (9/9/12 – QB Aaron Rodgers); **300th Tackle:** vs. StL (11/11/12)

BOWMAN'S CAREER HIGHS

Total Tackles: 19 at Sea. (12/23/12)

Solo: 10 vs. Chi. (11/19/12)

Assists: 11 at Det. (10/16/11)

Passes Defensed: Regular Season – 2 (2 times) Last at GB (9/9/12); Postseason – 2 vs. GB (1/12/13)

Fumble Recoveries: 1 (3 times) Last vs. Arz. (11/20/11)

Forced Fumbles: 1 at NE (12/16/12)

Sacks: Regular Season – 1.0 (4 times) Last at Arz. (10/29/12); Postseason – 0.5 vs. NYG (1/22/12)

Interceptions: 1 at GB (9/9/12)

THE SCOUTING REPORT

"He's a five tool linebacker himself in ability to run and hit and blitz and his timing, his tempo and his coverage. And he does it on special teams as well." - 49ers Head Coach Jim Harbaugh

BROCK'S CAREER STATISTICS

YEAR	TEAM	GP	GS	TACKLES				YDS	INT	YDS	INTERCEPTIONS			PD	FUMBLES		
				TOT	SOL	AST	SACKS				LG	TD	FF		FR	YDS	
2010	SF	3	0	3	3	0	0.0	0.0	0	0	–	0	0	0	0	0	
2011	SF	11	0	5	5	0	0.0	0.0	2	18	18	0	4	0	0	0	
2012	SF	16	0	3	2	1	0.0	0.0	0	0	–	0	1	0	0	0	
TOTALS		30	0	11	10	1	0.0	0.0	2	18	18	0	5	0	0	0	

PLAYOFFS

YEAR	TEAM	GP	GS	TACKLES				YDS	INT	YDS	INTERCEPTIONS			PD	FUMBLES		
				TOT	SOL	AST	SACKS				LG	TD	FF		FR	YDS	
2011	SF	2	0	5	4	1	0.0	0.0	0	0	–	0	0	0	0	0	
2012	SF	2	0	3	3	0	0.0	0.0	0	0	–	0	0	0	0	0	
TOTALS		4	0	8	7	1	0.0	0.0	0	0	–	0	0	0	0	0	

Additional Statistics:

Special Teams Tackles: Regular Season – 20: 2010 (3); 2011 (2); 2012 (15) Postseason – 2: 2011 (1); 2012 (1)

Special Teams Forced Fumbles – 1: 2012 (1)

Milestones:

NFL Debut: vs. Den. (10/31/10); **First INT:** vs. Sea. (9/11/11 – QB Tarvaris Jackson); **First FF:** vs. StL. (11/11/12 – RB Isaiah Pead)

BROCK'S CAREER HIGHS

Total Tackles: Regular Season – 4 vs. Dal. (9/18/11); Postseason – 5 vs. NYG (1/22/12)

Solo: Regular Season – 4 vs. Dal. (9/18/11); Postseason – 4 vs. NYG (1/22/12)

Assists: 1 at Sea. (12/23/12)

Interceptions: 1 (2 times) Last vs. Dal. (9/18/11)

Interception Yards: 18 vs. Dal. (9/18/11)

Passes Defensed: 2 at StL (1/1/12)

Forced Fumbles: 1 vs. StL (11/11/12)



AHMAD BROOKS

55

LINEBACKER
6-3 | 259

VIRGINIA | 7TH YEAR
BORN 3.14.84 | FAIRFAX, VA
ACQUIRED WAI. IN '08 - CIN.
C.D. HYLTON HS, WOODBRIDGE, VA

A versatile and athletic linebacker, Ahmad Brooks became a full-time starter at OLB in 2011, and notched a career-high 7 sacks. Brooks, who was originally selected in the third round of the 2006 supplemental draft by the Cincinnati Bengals, joined the 49ers in 2008. After not suiting up that season, he had a breakthrough year in 2009, registering 6 sacks and 5 forced fumbles, despite only playing in 14 games as a reserve. His 5 FFs also set a single-season team record among linebackers and ranked t-2nd among NFL linebackers that year. Brooks followed up his solid '09 campaign by posting 5 sacks after battling through a kidney injury early in the 2010 season. Brooks is no stranger to the NFL as his father, Perry, played in 92 games as a defensive tackle for the Washington Redskins from 1978-84.

// AWARDS & HONORS

- AP Second-Team All-Pro
- First-Team All-Pro by *Sports Illustrated's* Peter King

// CAREER HIGHLIGHTS

- Set a career high with 7.0 sacks in 2011.
- Set the 49ers record for most FFs by a LB in a single-season with 5 in 2009. The 5 FFs ranked t-2nd among all NFL LBs that year.

// 2012 HIGHLIGHTS

- Set a single season career-high with 6 PDs in 2012.
- Recorded first sack of the season at GB (9/9), taking down QB Aaron Rodgers on the Packers final drive of the game.
- Part of LB corps that only allowed 45 yds. on the ground at GB (9/9). The 45 rush yds. were the fewest on the ground by GB since 9/28/08 at TB (28 yds.).
- Forced a fumble on RB Toby Gerhart at Min. (9/23) in 4th qtr.
- Was part of defense that held NYJ (9/30) to 145 total yds. on offense and just 45 yds. rushing in 34-0 road win. The defensive unit recorded 3.0 sacks, 3 FRs and 1 TD.
- Recorded a sack in consecutive weeks after bringing down QB Mark Sanchez on 3rd-and-1 for at NYJ (9/30) and taking down QB Ryan Fitzpatrick vs. Buf. (10/7).
- Was part of the defense that did not allow a TD in back-to-back games vs. Sea. (10/18) and at Arz. (10/29), limiting Sea. to only 2 FGs. and Arz. to 3 pts. It was part of a stretch where the 49ers defense did not allow a TD in 4 of 5 games, a first in franchise history.
- Brooks and the 49ers defense held Arz. (10/29) to just 7 yds. rushing, tying the fewest rushing yds. the 49ers have allowed in a single game in franchise history [7 at NO (10/1/72)], and the lowest rushing output allowed in any game during the entire 2012 NFL season.
- Tallied his 4th sack of the season at Arz. (10/29), taking down QB John Skelton in the 4th qtr.
- Registered 1 FF and a single-game career-high 3 PDs vs. StL (11/11).

- Brooks and the 49ers defense limited Chi. (11/19) to 143 yds. of total offense (85 rushing; 58 passing). The 143 yds. of total offense allowed was the 5th lowest total in any NFL game during the season and fewest given up by the 49ers since 1/3/10 (109 yds. at StL). The 58 passing yds. allowed by the 49ers defense are the fewest given up since 1/3/10 (22 yds. at StL).
- Picked off QB Drew Brees just before halftime at NO (11/25), and returned it 50 yds. for his first career TD. It marked Brooks' 1st INT of the season and 2nd of his career. Brooks also added 1.5 sacks at NO, surpassing 25.0 sacks for his career.
- Brought down Cardinals QB Brian Hoyer for 1.0 sack vs. Arz. (12/30), giving him 6.5 sacks on the season and 26.5 for his career.

// GOLDMINE

- Ahmad is no stranger to the NFL. His father, Perry Brooks, played in 92 games at DT for the Washington Redskins from 1978-84.
- Ahmad's father, Perry, ran a barber shop since Ahmad was a freshman in college, which has been left to his family after he passed away.

BROOKS' GAME-BY-GAME

2012

Date	Opp	W/L	P/S	Tot	Sol	Ast	Sk	Yds	Int	Yds	PD	FF	FR	Yds
Sep 9	at GB	W	1/1	4	2	2	1.0	7.0	0	0	0	0	0	0
Sep 16	Det	W	1/1	2	1	1	0.0	0.0	0	0	1	0	0	0
Sep 23	at Min	L	1/1	10	9	1	0.0	0.0	0	0	0	1	0	0
Sep 30	at NYJ	W	1/1	3	2	1	1.0	6.0	0	0	0	0	0	0
Oct 7	Buf	W	1/1	3	2	1	1.0	11.0	0	0	0	0	0	0
Oct 14	NYG	L	1/1	3	1	2	0.0	0.0	0	0	0	0	0	0
Oct 18	Sea	W	1/1	3	3	0	0.0	0.0	0	0	0	0	0	0
Oct 29	at Arz	W	1/1	5	2	3	1.0	5.0	0	0	0	0	0	0
Nov 11	StL	T	1/1	8	6	2	0.0	0.0	0	0	3	1	0	0
Nov 19	Chi	W	1/1	4	3	1	0.0	0.0	0	0	0	0	0	0
Nov 25	at NO	W	1/1	9	5	4	1.5	11.5	1	50	1	0	0	0
Dec 2	at StL	L	1/1	6	4	2	0.0	0.0	0	0	1	0	0	0
Dec 9	Mia	W	1/1	4	3	1	0.0	0.0	0	0	0	0	0	0
Dec 16	at NE	W	1/1	1	1	0	0.0	0.0	0	0	0	0	0	0
Dec 23	at Sea	L	1/1	6	3	3	0.0	0.0	0	0	0	0	0	0
Dec 30	Arz	W	1/1	3	3	0	1.0	9.0	0	0	0	0	0	0
TOTALS				16/16	74	50	24	6.5	49.5	1	50	6	2	0

2012 Postseason

Date	Opp	W/L	P/S	Tot	Sol	Ast	Sk	Yds	Int	Yds	PD	FF	FR	Yds
Jan 12	GB	W	1/1	4	2	2	0.0	0.0	0	0	0	0	0	0
Jan 20	at Atl	W	1/1	1	0	1	0.0	0.0	0	0	2	0	0	0
Feb 3	Bal													
TOTALS				2/2	5	2	3	0.0	0.0	0	0	2	0	0

THE SCOUTING REPORT

"Ahmad has been outstanding all offseason, all season. He's just one of those guys that continually gets the job done, in the weight room, in the meeting rooms, on the practice field. He's had great games, but he's had great practices too. Good in practice, good in games, that shows up once again." - 49ers Head Coach Jim Harbaugh

BROOKS' CAREER STATISTICS

YEAR	TEAM	GP	GS	TACKLES					INTERCEPTIONS					FUMBLES		
				TOT	SOL	AST	SACKS	YDS	INT	YDS	LG	TD	PD	FF	FR	YDS
2006	CIN	11	5	46	29	17	1.0	6.0	0	0	–	0	2	0	0	0
2007	CIN	2	2	8	6	2	1.0	7.0	0	0	–	0	0	1	0	0
2008	SF	0	0	0	0	0	0.0	0.0	0	0	–	0	0	0	0	0
2009	SF	14	0	23	18	5	6.0	33.0	0	0	–	0	2	5	0	0
2010	SF	15	1	33	27	6	5.0	33.0	1	32	32	0	2	0	0	0
2011	SF	16	16	59	41	18	7.0	44.0	0	0	–	0	3	1	0	0
2012	SF	16	16	74	50	24	6.5	49.5	1	50	50t	1	6	2	0	0
TOTALS		74	40	243	171	72	26.5	172.5	2	82	50t	1	15	9	0	0

PLAYOFFS

YEAR	TEAM	GP	GS	TACKLES					INTERCEPTIONS					FUMBLES		
				TOT	SOL	AST	SACKS	YDS	INT	YDS	LG	TD	PD	FF	FR	YDS
2011	SF	2	2	9	4	5	1.0	7.0	0	0	–	0	1	0	0	0
2012	SF	2	2	5	2	3	0.0	0.0	0	0	–	0	2	0	0	0
TOTALS		4	4	14	6	8	1.0	7.0	0	0	–	0	3	0	0	0

Additional Statistics:

Special Teams Tackles: – 9: 2010 (9)

Milestones:

NFL Debut: at Pit. (9/24/06); **First Start:** at TB (10/15/06); **First Sack:** vs. Car. (10/22/06 – QB Jake Delhomme); **First FF:** vs. Bal. (9/10/07 – QB Steve McNair); **First INT:** vs. Arz. (1/2/11 – QB John Skelton); **First INT Returned for a TD:** at NO (11/25/12 – QB Drew Brees)

BROOKS' CAREER HIGHS

Total Tackles: 14 at TB (10/15/06)

Solo: 10 at TB (10/15/06)

Assists: 5 vs. Pit. (12/19/11)

Interception: 1 (2 times) Last at NO (11/25/12)

Sacks: Regular Season – 3.0 vs. Arz. (12/14/09); Postseason – 1.0 vs. NO (1/14/12)

Passes Defensed: 3 vs. StL (11/11/12)

Forced Fumbles: 2 (2 times) Last vs. Det. (12/27/09)

// TRANSACTIONS

Originally a 3rd-round selection in the 2006 supplemental draft by Cin. on 7/13/06...Waived by Cin. on 8/30/08...Claimed off waivers by SF on 8/31/08...Waived by SF on 11/29/08...Signed by SF on 12/2/08... As a restricted free agent, re-signed with SF on 4/2/10 through 2011...Signed a six-year contract extension through 2017 on 2/28/12.

// 2011 (SAN FRANCISCO)

- Tallied career highs in tackles (59), sacks (7) and PDs (3).
- Netted his 2nd sack of the year and 16th of his career at Det. (10/16) after pulling down Lions QB Matthew Stafford on a 3rd-down for a 7-yd. loss in the 2nd qtr.
- Recorded 2 sacks and caused 1 FF on QB Colt McCoy vs. Cle. (10/30), marking his third career multi-sack game.
- Tallied his fifth sack of the season at Was. (11/6), which marked the first time he registered a sack in three consecutive games.
- Posted his career-high 7th sack of the season after taking down QB Kellen Clemens at StL (1/1).
- In the 4th qtr., took down Saints QB Drew Brees for a 7-yd. loss vs. NO (1/14) in the NFC Divisional Round.

// 2010 (SAN FRANCISCO)

- In his first action since suffering a lacerated kidney in training camp, brought down Saints QB Drew Brees vs. NO (9/20).
- In his first start as a 49er, brought down QB Aaron Rodgers twice on the day at GB (12/5). It marked Brooks' first multi-sack game of the season and 2nd of his career [3.0 sacks vs. Arz. (12/14/09)].
- Brought down QB Richard Bartel on the final series of the game vs. Arz. (1/2) for his 5th sack of the season. Also registered his first career INT, picking off Cardinals QB John Skelton and returning it 32 yds. to the Cardinals 8-yd. line, setting up a 6-yd. TD run by RB Brian Westbrook.

// 2009 (SAN FRANCISCO)

- Appeared in 14 games, registering 23 tackles while notching career highs in both sacks (6.0) and FFs (5). Also added 8 special teams tackles.
- Made his 49ers debut at Min. (9/27) after recovering from a knee injury and registered 3 tackles.
- Notched his first sack of the season (QB Matt Schaub) at Hou. (10/25).
- Set single-game career highs in sacks (3.0 - QB Kurt Warner) and FFs (2) vs. Arz. (12/14). It marked the first time a 49er registered 3 sacks in a game since DT Bryant Young at StL (9/16/07).
- Registered a sack and 2 FFs vs. Det. (12/27).

// 2008 (SAN FRANCISCO)

- Inactive for the first 13 games of the season before being waived (11/29) and re-signed (12/2) by SF. Was inactive for three more contests and did not play at Mia. (12/14).

// 2007 (CINCINNATI)

- Saw action in two games, totaling 8 tackles, 1.0 sack and 1 FF before suffering a season-ending groin injury in Week 2. Was inactive Games 3-8 due to injury and eventually placed on IR (11/7).
- Tallied 8 tackles, 1.0 sack and 1 FF vs. Bal. (9/10).
- Suffered groin injury in 1st qtr. at Cle. (9/16).

// 2006 (CINCINNATI)

- Started Games 5-6 and 8-9 in place of an injured LB Brian Simmons. When Simmons returned to starting lineup for Game 7, Brooks remained at MLB with Simmons moving to OLB.
- Made NFL debut at Pit. (9/24).
- Led team with 14 tackles at TB (10/15), followed by a team-leading 8 stops vs. Car. (10/22) to go along with his first career sack.

// COLLEGE


Played three seasons at Virginia before entering NFL following his junior season. Saw action in only six games in 2005, missing remainder of campaign due to injuries. Played in 12 games as a sophomore and earned All-America honors with a team-high 90 tackles, including 8 sacks. Was one of three 2004 finalists for the Butkus Award. Led team with 117 tackles as a freshman.

// PERSONAL

- Has a daughter, Natalia (2).
- Attended C.D. Hylton (Woodbridge, VA) HS, where he helped his team to state titles in 1999 and 2000, and the semi-finals in 2001.
- Named *USA Today's* National Defensive Player of the Year as a senior after posting 207 tackles. Also rushed for 848 yds. and 10 TDs, averaging 12.6 yds. per carry.
- Played at Hargrave (VA) Military Academy in 2002.
- His mom, Vergie, has worked at a medical laboratory for the past 20 years and was the valedictorian of her high school. His father, Perry, was a defensive lineman for the Washington Redskins. He passed away during the 2010 offseason.
- The youngest of three children, he has one sister, Krsunthia, and one brother, Perry Jr.
- Born Ahmad Brooks (3/4/84) in Fairfax, VA.

// INJURY REPORT

- 2006:** Missed the first two games of the regular season [at KC (9/10) and vs. Cle. (9/17)] with a neck injury; Inactive at NO (11/19) with a groin injury.
- 2007:** Suffered a season-ending groin injury at Cle. (9/16) and was inactive for six weeks [at Sea. (9/23), vs. NE (10/1), at KC (10/14), vs. NYJ (10/21), vs. Pit. (10/28) and at Buf. (11/4)] before being placed on injured reserve on 11/7.
- 2009:** Inactive for the first two games of the regular season [at Arz. (9/13) and vs. Sea. (9/20)] with a knee injury suffered in training camp.
- 2010:** Missed the first game of the regular season, at Sea. (9/12) with a kidney injury sustained during training camp.



TARELL BROWN

25

CORNERBACK
5-10 | 193

TEXAS | 6TH YEAR
BORN 1.6.85 | NEW YORK CITY, NY
ACQUIRED D-5 IN '07
NORTH MESQUITE HS, MESQUITE, TX

Armed with great speed, quickness and physicality, Tarell Brown started all 16 games and tallied a career-high 46 tackles and 4 interceptions in 2011. Brown is known for possessing a very strong work ethic, a trait that helped him overcome a significant amount of adversity throughout his young life. Following his rookie season, Brown was presented with the team's coveted Thomas Herrion Award, which is given to a player who has taken advantage of every opportunity, turned it into a positive situation and made their dream turn into a reality.

// 2012 POSTSEASON HIGHLIGHTS

- Picked off QB Aaron Rodgers vs GB (1/12/13) (NFC-D), marking his 2nd career postseason INT. He returned the INT 39 yds. to the Packers 48-yd. line. The takeaway led to a 20-yd. TD pass from QB Colin Kaepernick to WR Michael Crabtree.

// 2012 HIGHLIGHTS

- Was part of defense that held NYJ (9/30) to 145 total yds. on offense and just 45 yds. rushing in 34-0 road win. The defensive unit recorded 3.0 sacks, 3 FRs and 1 TD.
- Brown and the 49ers secondary held Buf. (10/7) to 115 yds. passing in the 45-3 win.
- Blocked K Lawrence Tynes' 40-yd. FG attempt just before halftime. NYG (10/14). It marked the first career blocked FG for Brown and the first by the 49ers since DT Ray McDonald blocked a 44-yd. attempt by K Ryan Longwell at Min. (9/27/09).
- Was part of the defense that did not allow a TD in back-to-back games vs. Sea. (10/18) and at Arz. (10/29), limiting Sea. to only 2 FGs. and Arz. to 3 pts. It was part of a stretch where the 49ers defense did not allow a TD in 4 of 5 games, a first in franchise history.
- Brown and the 49ers defense held Arz. (10/29) to just 7 yds. rushing, tying the fewest rushing yds. the 49ers have allowed in a single game in franchise history [7 at NO (10/1/72)], and the lowest rushing output allowed in any game during the entire 2012 NFL season.
- Registered 6 PDs at Arz. (10/29), setting a new career high, and the most PDs in a single game in the NFL this season.
- Brown and the 49ers defense limited Chi. (11/19) to 143 yds. of total offense (85 rushing; 58 passing). The 143 yds. of total offense allowed was the 5th lowest total in any NFL game during the season and fewest given up by the 49ers since 1/3/10 (109 yds. at StL). The 58 passing yds. allowed by the 49ers defense are the fewest given up since 1/3/10 (22 yds. at StL).
- Notched his 1st INT of the season vs. Chi. (11/19) off QB Jason Campbell. It was the 10th of his career and it led to a 37-yd. FG by K David Akers.
- Recorded his 2nd INT of the season vs. Arz. (12/30), picking off Cardinals QB Brian Hoyer in the 4th qtr.

// GOLDMINE

- In 2007, Tarell was the recipient of the Thomas Herrion Award, honoring the rookie or first-year player who has taken advantage of every opportunity, turned it into a positive and made their dream come true like Thomas Herrion. The award is voted on by the coaches.
- In June 2010, Tarell was recognized for his contributions to his hometown, receiving a proclamation from the city of Mesquite.
- Tarell won the Punt, Pass & Kick Championship at Texas Stadium as a 9-year-old after advancing through the city and regional finals. He was then flown to San Diego for the National Championships, where he placed 3rd.
- Tarell is a tremendous example of perseverance. At the age of 9, Tarell's mother was killed as she was getting into her car to go to work early one morning. Following his mother's death, Tarell moved in with his father, Robert, who not only saw football as an escape for his son, but also as an opportunity for him to earn a scholarship and a solid education. Just prior to the NFL Draft, his father died of a heart attack on Valentine's Day. "A day doesn't go by that I don't think about my mother and father. Everything I do nowadays is dedicated to my parents. I know without them, I wouldn't be where I'm now."
- When his NFL career is over, Tarell is looking forward to working with kids. "I want to open up a gym and train athletes, train kids. I like to be around kids and I still want to be surrounded by sports. Maybe have a little AAU basketball team and travel around to different cities and states."

BROWN'S GAME-BY-GAME

2012

Date	Opp	W/L	P/S	Tot	Sol	Ast	Sk	Yds	Int	Yds	PD	FF	FR	Yds	
Sep 9	at GB	W	1/1	6	5	1	0.0	0.0	0	0	1	0	0	0	
Sep 16	Det	W	1/1	5	4	1	0.0	0.0	0	0	0	0	0	0	
Sep 23	at Min	L	1/1	3	2	1	0.0	0.0	0	0	0	0	0	0	
Sep 30	at NYJ	W	1/1	1	1	0	0.0	0.0	0	0	0	0	0	0	
Oct 7	Buf	W	1/1	2	2	0	0.0	0.0	0	0	0	0	0	0	
Oct 14	NYG	L	1/1	4	4	0	0.0	0.0	0	0	0	0	0	0	
Oct 18	Sea	W	1/1	3	3	0	0.0	0.0	0	0	0	0	0	0	
Oct 29	at Arz	W	1/1	2	2	0	0.0	0.0	0	0	6	0	0	0	
Nov 11	StL	T	1/1	5	2	3	0.0	0.0	0	0	1	0	0	0	
Nov 19	Chi	W	1/1	3	3	0	0.0	0.0	1	5	1	0	0	0	
Nov 25	at NO	W	1/1	5	3	2	0.0	0.0	0	0	1	0	0	0	
Dec 2	at StL	L	1/1	3	3	0	0.0	0.0	0	0	1	0	0	0	
Dec 9	Mia	W	1/1	3	2	1	0.0	0.0	0	0	0	0	0	0	
Dec 16	at NE	W	1/1	8	8	0	0.0	0.0	0	0	0	0	0	0	
Dec 23	at Sea	L	1/1	3	3	0	0.0	0.0	0	0	1	0	0	0	
Dec 30	Arz	W	1/1	3	2	1	0.0	0.0	1	12	2	0	0	0	
TOTALS				16/16	59	49	10	0.0	0.0	2	17	14	0	0	0

2012 Postseason

Date	Opp	W/L	P/S	Tot	Sol	Ast	Sk	Yds	Int	Yds	PD	FF	FR	Yds	
Jan 12	GB	W	1/1	2	1	1	0.0	0.0	1	39	1	0	0	0	
Jan 20	at Atl	W	1/1	8	8	0	0.0	0.0	0	0	2	0	0	0	
Feb 3	Bal														
TOTALS				2/2	10	9	1	0.0	0.0	1	39	3	0	0	0

// GOLDMINE (CONTINUED)

- Tarell hosted his 3rd Annual Summer Sportsfest in Dallas in June of 2010. The highlights of the weekend included free football and cheerleading camps, in addition to a celebrity basketball game featuring a large group of NFL players. Proceeds raised through the raffle and celebrity basketball game benefitted Tarell's *Born Again Foundation*. The foundation is dedicated to becoming the nation's foremost full-service, ex-offender program. It provides an opportunity for all ex-offenders who desire a significant change to make a positive transition into a new life. The foundation offers job counseling, educational and vocational training, and personal and family support to all who desire to not be defined by negativity in their past. Visit TarellBrown.net for additional information.

BROWN'S CAREER STATISTICS

YEAR	TEAM	GP	GS	TACKLES				YDS	INT	YDS	INTERCEPTIONS			PD	FUMBLES		
				TOT	SOL	AST	SACKS				LG	TD	FF		FR	YDS	
2007	SF	9	0	0	0	0	0.0	0.0	0	0	-	0	0	0	0	0	0
2008	SF	15	1	15	14	1	0.0	0.0	2	1	1	0	3	0	0	0	0
2009	SF	16	4	37	31	6	0.0	0.0	2	52	51	0	8	0	0	0	0
2010	SF	15	0	18	18	0	0.0	0.0	1	62	62t	1	5	0	0	0	0
2011	SF	16	16	46	34	12	0.0	0.0	4	15	11	0	15	0	0	0	0
2012	SF	16	16	59	49	10	0.0	0.0	2	17	12	0	14	0	0	0	0
TOTALS		87	37	175	146	29	0.0	0.0	11	147	62t	1	45	0	0	0	0

PLAYOFFS

YEAR	TEAM	GP	GS	TACKLES				YDS	INT	YDS	INTERCEPTIONS			PD	FUMBLES		
				TOT	SOL	AST	SACKS				LG	TD	FF		FR	YDS	
2011	SF	2	2	9	8	1	0.0	0.0	1	0	0	0	3	0	0	0	0
2012	SF	2	2	10	9	1	0.0	0.0	1	39	39	0	3	0	0	0	0
TOTALS		4	4	19	17	2	0.0	0.0	2	39	39	0	6	0	0	0	0

Additional Statistics:

Special Teams Tackles – 54: 2007 (4), 2008 (16), 2009 (16), 2010 (18)

Milestones:

NFL Debut: vs. Arz. (9/10/07); **First Start:** at Arz. (11/10/08); **First INT:** vs. Det. (9/21/08 – QB Jon Kitna); **First INT Returned for TD:** vs. Arz. (1/2/11 – QB Richard Bartel)

BROWN'S CAREER HIGHS

Total Tackles: 8 (2 times) Last at NE (12/16/12)

Solo: 8 at NE (12/16/12)

Assists: 3 vs. StL (11/11/12)

Passes Defensed: 6 at Arz. (10/29/12)

Interceptions: Regular Season – 2 at StL (1/1/12);

Postseason – 1 (2 times) Last vs. GB (1/12/13)

Long Interception Return: Regular Season – 62t vs. Arz. (1/2/11);

Postseason – 39 vs. GB (1/12/13)



// TRANSACTIONS

Originally a 5th-round (147th pick overall) draft choice by SF in 2007... Signed a three-year contract extension through 2013 on 10/28/09.

// AWARDS & HONORS

2007: Thomas Herrion Award

// 2011

- Set career highs in tackles (46), INTs (4) and PDs (15).
- Tied single-game career high with 3 PDs vs. TB (10/9), in a defensive effort that allowed the fewest points since 11/29/09 vs. Jax. (3 pts.).
- Notched his first INT of the season, picking off QB John Skelton at Arz. (12/11), marking his first INT since 1/2/11 vs. Arz.
- Registered his second INT of the season late in the 4th qtr. and posted 2 PDs vs. Pit. (12/19). The INT marked the first time in his career that he has recorded an INT in back-to-back games (at Arz. on 12/11).
- Recorded 2 INTs at StL (1/1) for his first-career 2 INT game. He picked off RB Jerious Norwood in the 2nd qtr. for his first INT, followed by another pick in the 4th qtr. off QB Kellen Clemens. Brown's 4 INTs on the season set a new career high.
- Posted 2 PDs and recorded 1 INT off QB Drew Brees with less than two minutes remaining before halftime vs. NO (1/14) in the NFC Divisional Round.

// 2010

- Saw action at nickel back after CB Will James left the game with an injury vs. StL (11/14).
- Saw action at CB in place of an injured CB Nate Clements early in the 1st qtr. at GB (12/5).
- Registered the first TD of his career, intercepting QB Richard Bartel and taking it 62 yds. for the score vs. Arz. (1/2). The INT marked Brown's first of the season and first since 11/12/09 vs. Chi.

// 2009

- Recorded 37 tackles and 9 PDs, while posting 16 special teams tackles.
- Made his first start of the season at Ind. (11/1), recording 2 tackles and 1 PD.
- Picked off QB Jay Cutler in the 2nd qtr. and returned it 51 yds vs. Chi. (11/12), setting up RB Frank Gore's 14-yd. TD run on the following play.
- Had a career-high 8 tackles at GB (11/22).

// 2008

- Saw action at nickel back vs. Det. (9/21) due to injuries to CB Shawn-tae Spencer (knee) and CB Donald Strickland (knee), and registered his first career INT.
- Made first career start at Arz. (11/10) when team opened in nickel package and tallied 6 tackles.
- Sealed a 49ers victory at StL (12/21) by intercepting a QB Marc Bulger pass on the 49ers 38-yd. line with 22 seconds remaining in the 4th qtr.

// 2007

- Suffered a torn MCL and partially torn ACL in the season finale vs. Cle. (12/30).

// COLLEGE

Played in 47 career games (35 starts) for the Longhorns, finishing with 169 tackles, 3 INTs, 1 sack, 1 FR, 2 FFs and 20 PDs. Also amassed 315 yds. on 17 kickoff returns. As part of Texas' 2005-06 National Championship Team his senior year, did not allow any TD catches and his main pass coverage assignments had just 3 catches for over 20 yds. during his 11 starts. Earned second-team Academic All-Big 12 honors and was a member of UT's Athletic Director's Honor Roll.


// PERSONAL

- Attended North Mesquite (TX) HS, where he was a three-year starter at CB and two-year starter at RB. Rushed for 3,011 yds. and 42 TDs in his final two seasons, receiving an invitation to play in the 2003 U.S. Army All-American Game.
- As a senior, gained 1,885 yds. with 28 TDs on 182 carries (10.4 avg.) and caught 10 passes for 281 yds. with 2 scores. Also threw a 26-yd. TD pass.
- Was a two-year letter-winner in track (100m, sprint and mile relays) and a sophomore starter at shooting guard in basketball.
- Born Tarell Lameek Brown (1/6/85) in New York City, NY. Resides in DeSoto, TX.
- Majored in communications.

// INJURY REPORT

2007: Inactive at Sea. (9/30) with a hamstring injury; In the season finale at Cle. (12/30), suffered a torn MCL and partially torn ACL.

2010: Suffered a lower back strain at Car. (10/24) in the 1st qtr., missing the remainder of the game; Inactive vs. Den. (10/31) with a back injury.





GARRETT CELEK

81

TIGHT END
6-5 | 252

MICHIGAN STATE | ROOKIE
BORN 5.29.88 | CINCINNATI, OH
ACQUIRED FA IN '12
LA SALLE HS, CINCINNATI, OH

Signed as an undrafted free agent, Garrett Celek appeared in 38 games (12 starts) at Michigan State and recorded 14 receipts for 135 yds. and 3 TDs in his collegiate career. The brother of Philadelphia Eagles TE Brent Celek, he became just the fifth undrafted free agent to make the 49ers opening day roster since 2005.

- Garrett has a strong passion for the packaging industry, which he majored in at Michigan State and plans to go into after his football career. The growing industry looks to cut shipping costs on products and is commonplace in the food and medical fields. "There's so many different areas you can get into, it's crazy. I enjoy the science behind it. It was a great major for me to choose and the possibilities are endless."

// 2012 HIGHLIGHTS

- Made NFL debut at NYJ (9/30).
- Recorded 1st NFL receipt vs. Buf. (10/7), a 4-yd. pass from QB Alex Smith.
- Noted a career-high 2 receipts for 41 yds., including a career-long 35-yd. receipt at Sea. (12/23).

// GOLDMINE

- Football runs in the bloodlines of the Celek family. Garrett's older brother, Brent, plays tight end for the Philadelphia Eagles. Growing up, the brothers were constantly involved in athletics. "My dad was always pushing us just to be into sports. It didn't matter if it was soccer, baseball, football or basketball. As long as we were doing something and we were having fun with it, he was the happiest guy in the world," Celek said. Garrett didn't begin playing football until high school, but Brent's success became a driving motivation for him. "He got a scholarship to Cincinnati my freshman year in high school," Garrett said. "Right then I had my goals set. I needed to make it to college, and once I got to college, my brother got drafted in the NFL. There's my next goal. I've got to make it to the NFL, I've got to do what my brother did. Honestly, I've been trying to follow in his footsteps and because of him I'm here today. I wouldn't be who I am without him."
- The Celek family has a lake house in Northern Michigan where everyone gathers on vacation, cooks out and goes jet skiing. Closer to the Bay Area, Garrett recently became a dog owner with a Chesapeake Bay retriever that occupies most of his current free time. "I love playing with her and teaching her tricks."

CELEK'S GAME-BY-GAME

2012

Date	Opp	W/L	P/S	Rec	Yds	Avg	Lg	TD
Sep 9	at GB	W	-	-	INACTIVE	-	-	-
Sep 16	Det	W	-	-	INACTIVE	-	-	-
Sep 23	at Min	L	-	-	DID NOT PLAY	-	-	-
Sep 30	at NYJ	W	1/0	0	0	-	-	0
Oct 7	Buf	W	1/0	1	4	4.0	4	0
Oct 14	NYG	L	1/0	1	6	6.0	6	0
Oct 18	Sea	W	1/0	0	0	-	-	0
Oct 29	at Arz	W	1/0	0	0	-	-	0
Nov 11	StL	T	1/0	0	0	-	-	0
Nov 19	Chi	W	1/0	0	0	-	-	0
Nov 25	at NO	W	1/0	0	0	-	-	0
Dec 2	at StL	L	1/0	0	0	-	-	0
Dec 9	Mia	W	1/0	0	0	-	-	0
Dec 16	at NE	W	1/0	0	0	-	-	0
Dec 23	at Sea	L	1/0	2	41	20.5	35	0
Dec 30	Arz	W	1/0	0	0	-	-	0
TOTALS			13/0	4	51	12.8	35	0

2012 Postseason

Date	Opp	W/L	P/S	Rec	Yds	Avg	Lg	TD
Jan 12	GB	W	1/0	0	0	-	-	0
Jan 20	at Atl	W	1/0	0	0	-	-	0
Feb 3	Bal							
TOTALS			2/0	0	0	-	-	0

CELEK'S CAREER HIGHS

Receptions: 2 at Sea. (12/23/12)

Receiving Yards: 41 at Sea. (12/23/12)

Long Reception: 35 at Sea. (12/23/12)

CELEK'S CAREER STATISTICS

YEAR	TEAM	GP	GS	RECEIVING					RUSHING				
				NO	YDS	AVG	LG	TD	ATT	YDS	AVG	LG	TD
2012	SF	13	0	4	51	12.8	35	0	0	0	-	-	0
TOTALS		13	0	4	51	12.8	35	0	0	0	-	-	0

PLAYOFFS

YEAR	TEAM	GP	GS	RECEIVING					RUSHING				
				NO	YDS	AVG	LG	TD	ATT	YDS	AVG	LG	TD
2012	SF	2	0	0	0	-	-	0	0	0	-	-	0
TOTALS		2	0	0	0	-	-	0	0	0	-	-	0

Milestones:

NFL Debut: at NYJ (9/30/12); **First Reception:** vs. Buf. (10/7/12 - 4-yd. pass from QB Alex Smith)






// TRANSACTIONS

Originally signed as a undrafted free agent by SF on 5/4/12.

// COLLEGE

Appeared in 38 games (12 starts) at Michigan State and recorded 14 receipts. for 135 yds. and 3 TDs. Tallied 35 yds. on 3 receipts. and 1 TD during his senior campaign. Celek caught 2 receipts. for 17 yds. in the first two games of the 2010 season, before being sidelined for the next 11 games with a shoulder injury. In 2009, recorded 3 receipts. for 33 yds. and 1 TD. As a redshirt freshman, hauled in a career-high 6 receipts. for 50 yds. and a TD.

// PERSONAL

- The two-year starter at LaSalle (OH) HS, was named to PrepStar's All-Midwest Team. Also competed in track and field, where he won the Greater Catholic League discus title as a junior.
 - Brother Brent played at the University of Cincinnati (2003-06) and currently plays TE for the Philadelphia Eagles.
 - Graduated Michigan State with a degree in packaging.
 - Earned Jim Adams Award at MSU during his senior year as the team's unsung hero.
 - Born Garrett Celek (5/29/88) in Cincinnati, OH.
- 



PERRISH COX

20

CORNERBACK
6-0 | 190

OKLAHOMA STATE | 2ND YEAR
BORN 1.10.87 | WACO, TX
ACQUIRED FA IN '12
UNIVERSITY HS, WACO, TX

Perrish Cox has the ability to play defense and return kicks. Drafted by the Denver Broncos (137th overall) in the 2010 NFL Draft, Cox ranked third among NFL rookies with 14 passes defended. He is reunited with Ed Donatell in San Francisco, his current position coach, who also coached him in Denver. At Oklahoma State, he earned first-team All-Big 12 Conference honors on defense and garnered All-America recognition for his play on special teams.

// 2012 HIGHLIGHTS

- Made 49ers debut in season opener at GB (9/9) and tallied 4 tackles (3 solo).
- Recorded 1st PD as a member of the 49ers at Arz. (10/29).

// GOLDMINE

- Cox began playing football in large part to his father. His dad was his coach and mentor growing up and taught him the importance of hard work and setting goals. His parents kept him motivated growing up. Perrish has three children, who he says are his motivation now. "My family is all I think about all day and that's what keeps me grounded," Cox said.
- Another hobby of his is bowling, where he rolled a high score of 269. While a member of the Denver Broncos he played a bowling league during his free time.

COX'S GAME-BY-GAME

2012

Date	Opp	W/L	P/S	Tot	Sol	Ast	Sk	Yds	Int	Yds	PD	FF	FR	Yds
Sep 9	at GB	W	1/0	4	3	1	0.0	0.0	0	0	0	0	0	0
Sep 16	Det	W	1/0	1	1	0	0.0	0.0	0	0	0	0	0	0
Sep 23	at Min	L	1/0	0	0	0	0.0	0.0	0	0	0	0	0	0
Sep 30	at NYJ	W	1/0	1	1	0	0.0	0.0	0	0	0	0	0	0
Oct 7	Buf	W	1/0	0	0	0	0.0	0.0	0	0	0	0	0	0
Oct 14	NYG	L	1/0	0	0	0	0.0	0.0	0	0	0	0	0	0
Oct 18	Sea	W	1/0	0	0	0	0.0	0.0	0	0	0	0	0	0
Oct 29	at Arz	W	1/0	3	3	0	0.0	0.0	0	0	1	0	0	0
Nov 11	StL	T	1/0	2	1	1	0.0	0.0	0	0	0	0	0	0
Nov 19	Chi	W	1/0	0	0	0	0.0	0.0	0	0	0	0	0	0
Nov 25	at NO	W	1/0	0	0	0	0.0	0.0	0	0	0	0	0	0
Dec 2	at StL	L	1/0	1	0	1	0.0	0.0	0	0	0	0	0	0
Dec 9	Mia	W	1/0	1	1	0	0.0	0.0	0	0	0	0	0	0
Dec 16	at NE	W	1/0	0	0	0	0.0	0.0	0	0	0	0	0	0
Dec 23	at Sea	L	1/0	1	0	1	0.0	0.0	0	0	0	0	0	0
Dec 30	Arz	W	1/0	0	0	0	0.0	0.0	0	0	1	0	0	0
TOTALS				16/0	14	10	4	0.0	0.0	0	0	2	0	0

2012 Postseason

Date	Opp	W/L	P/S	Tot	Sol	Ast	Sk	Yds	Int	Yds	PD	FF	FR	Yds
Jan 12	GB	W	1/0	2	1	1	0.0	0.0	0	0	0	0	0	0
Jan 20	at Atl	W	1/0	1	1	0	0.0	0.0	0	0	0	0	0	0
Feb 3	Bal													
TOTALS				2/0	3	2	1	0.0	0.0	0	0	0	0	0



COX'S CAREER STATISTICS

YEAR	TEAM	GP	GS	TACKLES					INTERCEPTIONS					FUMBLES		
				TOT	SOL	AST	SACKS	YDS	INT	YDS	LG	TD	PD	FF	FR	YDS
2010	DEN	15	9	55	54	1	0.0	0.0	1	15	15	0	14	2	0	0
2011	Out of Football	-	-	-	-	-	-	-	-	-	-	-	-	-	-	-
2012	SF	16	0	14	10	4	0.0	0.0	0	0	0	0	2	0	0	0
TOTALS		31	9	69	64	5	0.0	0.0	1	15	15	0	16	2	0	0

YEAR	TEAM	KICKOFF RETURNS					PUNT RETURNS					
		NO	YDS	AVG	LG	TD	NO	FC	YDS	AVG	LG	TD
2010	DEN	9	172	19.1	30	0	3	1	7	2.3	4	0
2011	Out of Football	-	-	-	-	-	-	-	-	-	-	-
2012	SF	0	0	-	-	0	0	0	0	-	-	0
TOTALS		9	172	19.1	30	0	3	1	7	2.3	4	0

PLAYOFFS

YEAR	TEAM	GP	GS	TACKLES					INTERCEPTIONS					FUMBLES			
				TOT	SOL	AST	SACKS	YDS	INT	YDS	LG	TD	PD	FF	FR	YDS	
2012	SF	2	0	3	2	1	0.0	0.0	0	0	-	0	0	0	0	0	0
TOTALS		2	0	3	2	1	0.0	0.0	0	0	-	0	0	0	0	0	0

Additional Statistics:

Special Teams Tackles: Regular Season – 11: 2010 (4); 2012 (7); Postseason – 1: 2012 (1)

Milestones:

NFL Debut: at Jax. (9/12/10); **First Start:** vs. Ind. (9/26/10); **First INT:** vs. Sea. (9/19/10 – QB Matt Hasselbeck); **First FF:** vs. NYJ (10/17/10 – WR Santonio Holmes)

COX'S CAREER HIGHS

Total Tackles: 8 at KC (12/5/10)

Solo: 8 at KC (12/5/10)

Assists: 1 (4 times) Last at StL (12/2/12)

Passes Defensed: 4 vs. Ind. (9/26/10)

Interceptions: 1 vs. Sea. (9/19/10)

Interception Yards: 15 vs. Sea. (9/19/10)

Forced Fumbles: 1 (2 times) Last vs. SD (1/2/11)

// TRANSACTIONS

Originally a 5th-round (137th overall) draft choice by Den. in the 2010 NFL Draft...Released by Den. on 9/3/11...Signed a two-year contract with SF on 3/13/12.

// 2011

- Did not play in the NFL.

// 2010 (DENVER)

- Made NFL debut at Jax. (9/12) where he played a major role on special teams with 2 special teams tackles and 3 KR for 62 yds.
- Recorded his first NFL INT vs. Sea. (9/19) when he stepped in front of a pass from QB Matt Hasselbeck and returned it 15 yds. in the 4th qtr.
- Made first career start vs. Ind. (9/26) and led the team with a season-high 4 PDs.
- Set a career-high 6 tackles and posted 1 PD at Bal. (10/10).
- Stripped WR Santonio Holmes for his first career FF vs. NYJ (10/17), which was picked up by S Renaldo Hill inside Denver's red zone in the 3rd qtr.
- Recorded a FF on RB Ryan Mathews and totaled 7 tackles vs. SD (1/2).

// COLLEGE

Saw action in 48 games (36 starts) in his four-year career at Oklahoma State. Earned first-team All-Big 12 Conference honors on defense and garnered All-America recognition on special teams, where he scored 6 TDs (4 kickoff, 2 punt). In 2009, Cox started all 11 games and led the nation in PDs (19). He posted 36 tackles and a career-high 4 INTs along with 1 sack and a FR. As a junior (2008), Cox started all 13 games and tallied 32 tackles, 2 INTs and 10 PDs. He earned first-team All-America honors as a returner from *Sportsline.com* after posting a Big 12-best 29.8-yd. KR avg., which ranked 3rd nationally. Cox set a career-high 42 tackles in 2007 along with 2 INTs in 13 games (8 starts). Was one of three players in the nation to score on a PR and KR, setting a school single-season record with 31 KR for 665 yds. and 1 TD. As a freshman (2006), Cox totaled 24 tackles, 2 INTs and 1 FR. He ranked 2nd in the conference with 24 PRs (308 yds.).

// PERSONAL

- Attended University HS (Waco, TX) where he received first-team Class 4A all-state and all-Central Texas honors. Also named District 16-4A MVP as a senior.
- Graduated with a degree in education.
- Born Perrish Cox (1/10/87) in Waco, TX.

// INJURY REPORT

2010: Inactive (concussion) at SF (10/31).

COX'S GAME-BY-GAME

2010 Receiving (Denver)

Date	Opp	W/L	P/S	Tot	Sol	Ast	Sk	Yds	Int	Yds	PD	FF	FR	Yds
9/12	at Jax	L	1/0	0	0	0	0.0	0.0	0	0	0	0	0	0
9/19	Sea	W	1/0	1	1	0	0.0	0.0	1	15	1	0	0	0
9/26	Ind	L	1/1	2	2	0	0.0	0.0	0	0	4	0	0	0
10/3	at Ten	W	1/1	5	5	0	0.0	0.0	0	0	1	0	0	0
10/10	at Bal	L	1/0	6	5	1	0.0	0.0	0	0	1	0	0	0
10/17	NYJ	L	1/1	7	7	0	0.0	0.0	0	0	2	1	0	0
10/24	Oak	L	1/1	2	2	0	0.0	0.0	0	0	1	0	0	0
10/31	at SF	-	-	-	-	-	-	-	INACTIVE (Concussion)		-	-	-	-
11/14	KC	W	1/1	4	4	0	0.0	0.0	0	0	0	0	0	0
11/22	at SD	L	1/1	4	4	0	0.0	0.0	0	0	0	0	0	0
11/28	StL	L	1/1	3	3	0	0.0	0.0	0	0	0	0	0	0
12/5	at KC	L	1/1	8	8	0	0.0	0.0	0	0	0	0	0	0
12/12	at Arz	L	1/0	3	3	0	0.0	0.0	0	0	2	0	0	0
12/19	at Oak	L	1/0	1	1	0	0.0	0.0	0	0	0	0	0	0
12/26	Hou	W	1/0	2	2	0	0.0	0.0	0	0	0	0	0	0
1/2	SD	L	1/1	7	7	0	0.0	0.0	0	0	2	1	0	0
TOTALS			15/9	55	54	1	0.0	0.0	0	0	14	2	0	0

2010 Returns (Denver)

Date	Opp	KR	Yds	Avg	Lg	TD	PR	FC	Yds	Avg	Lg	TD
9/12	at Jax	3	62	20.7	25	0	1	1	4	4.0	4	0
9/19	Sea	1	11	11.0	11	0	1	0	3	3.0	3	0
9/26	Ind	0	0	0.0	0	0	1	0	0	0.0	0	0
10/3	at Ten	0	0	0.0	0	0	0	0	0	0.0	0	0
10/10	at Bal	0	0	0.0	0	0	0	0	0	0.0	0	0
10/17	NYJ	0	0	0.0	0	0	0	0	0	0.0	0	0
10/24	Oak	0	0	0.0	0	0	0	0	0	0.0	0	0
10/31	at SF	-	-	-	-	-	INACTIVE (Concussion)		-	-	-	-
11/14	KC	0	0	0.0	0	0	0	0	0	0.0	0	0
11/22	at SD	0	0	0.0	0	0	0	0	0	0.0	0	0
11/28	StL	1	24	24.0	24	0	0	0	0	0.0	0	0
12/5	at KC	1	7	7.0	7	0	0	0	0	0.0	0	0
12/12	at Arz	2	46	23.0	30	0	0	0	0	0.0	0	0
12/19	at Oak	0	0	0.0	0	0	0	0	0	0.0	0	0
12/26	Hou	1	22	22.0	22	0	0	0	0	0.0	0	0
1/2	SD	0	0	0.0	0	0	0	0	0	0.0	0	0
TOTALS		9	172	19.1	30	0	3	1	7	2.3	4	0



MICHAEL CRABTREE 15

WIDE RECEIVER
6-1 | 214

TEXAS TECH | 4TH YEAR
BORN 9.14.87 | DALLAS, TX
ACQUIRED D-1 IN '09
CARTER HS, DALLAS, TX

As the 10th overall pick in the 2009 NFL Draft by San Francisco, Michael Crabtree has showcased his rare combination of size, hands and run-after-the-catch ability during his first three seasons with the 49ers. A reliable receiver, Crabtree has caught a pass in each of his 58 NFL games played, which includes recording at least three receptions in 49 of those contests. Crabtree excelled in 2011, as he led the team with 72 receptions for 874 yards, both career highs, and four touchdowns. Widely considered one of the most prolific receivers in college football history, Crabtree earned the coveted Biletnikoff Award - given to the nation's best receiver - in each of his two seasons played at Texas Tech.

// 2012 POSTSEASON HIGHLIGHTS

- Led the team with 9 receptions for 119 yards and 2 TDs vs. GB (1/12/13) (NFC-D). This marked his first career multi-TD performance and first-career 100-yd. game in the postseason. Along with QB Colin Kaepernick (181 rush. yds.) and RB Frank Gore, (119 rush. yds.), the 49ers became the first team to have two, 100-yd. rushers and one, 100-yd. receiver in a playoff game in NFL history.

// 2012 HIGHLIGHTS

- Crabtree finished the season with career highs in receptions (85), rec. yds. (1,105) and TDs (9). He became just the 9th player in 49ers history, and first since 2003, to register a 1,000-yd. season (last by WR Terrell Owens - 1,102 rec. yds.).
- Tallied 30, 3rd down receptions. t-4th most in the NFL. In 2 games, he registered 4 catches on 3rd down, [vs. Det. (9/16), at Arz. (10/29)].
- Tied for the NFL lead for the season with 5 TDs on 3rd down (Chi. WR Brandon Marshall - 5).
- Led team in receptions for first 4 of 5 games of the season, hauling in 7 receptions for 76 yds. in season opening win at GB (9/9), 6 receptions for 67 yds. vs. Det. (9/16) and 6 receptions for 40 yds. at Min. (9/23).
- In the 4th qtr. vs. Det. (9/16), tallied 3, 3rd-down catches, all resulting in first downs against Lions.
- Registered a team high 6 receptions for 113 yds. and 1 TD vs. Buf (10/7). Was part of the 49ers offense that set a franchise record with 621 total yards and became the first team in NFL history to post 300-or-more yds. rushing and passing in the same game. For the first time since 11/19/61 vs. Chi., SF posted a 300-yd. passer (QB Alex Smith 303 yds.), 2, 100 yd-receivers (Crabtree; TE Vernon Davis -106 yds.) and a 100-yd. rusher (RB Frank Gore - 106 yds.) in the same game.
- Scored 1st TD of season vs. Buf. (10/7), hauling in 28-yd. pass from QB Alex Smith with 0:24 remaining in the 1st half.

2012 NFL LEADERS IN 3RD DOWN RECEPTIONS	
Player	Rec.
1. Brandon Marshall, Chi.	39
2. Calvin Johnson, Det.	32
3. Reggie Wayne, Ind.	31
4t. Michael Crabtree, SF	30
Victor Cruz, NYG	30

- In his 50th NFL game, Crabtree registered the second 2 TD performance of his career at Arz. (10/29), leading the team by hauling in 5 receipts. for 72 yds. and 2 TDs. QB Alex Smith connected with Crabtree on a 3-yd. TD pass in the 1st qtr. and Crabtree's 2nd TD came on a 9-yd. catch-and-run in the 2nd qtr. from Smith.
- Led the team with 5 receipts. for 70 yds. and 1 TD vs. StL (11/11). Hauled in a 14-yd. TD pass from QB Alex Smith on 3rd down.
- Notched 3 receipts. for 31 yds. and 1 TD vs. Chi. (11/19), marking his 3rd consecutive game with a TD reception, the longest streak of his career.
- Led team in 3 consecutive weeks in receiving with 7 receipts. for 101 yds. at StL (12/2), tied a career-high with 9 receipts. vs. Mia (12/9) with 93 rec. yds and tallied 7 receipts. for 107 yds. and 2 TDs at NE (12/16).
- Hauled in 8 receipts. for a career-high 172 yds. and 2 TDs vs. Arz. (12/30). The 172 rec. yds. were the most by a 49ers WR since 11/3/02 at Oak. (WR Terrell Owens - 12 receipts. for 191 yds.). It marked Crabtree's 7th career 100-yd. game and 4th of the season. It also was his 3rd multi-TD game of the season and 4th of his career.

CRABTREE'S GAME-BY-GAME

2012									
Date	Opp	W/L	P/S	Rec	Yds	Avg	Lg	TD	
Sep 9	at GB	W	1/1	7	76	10.9	20	0	
Sep 16	Det	W	1/1	6	67	11.2	17	0	
Sep 23	at Min	L	1/1	6	40	6.7	9	0	
Sep 30	at NYJ	W	1/1	2	15	7.5	12	0	
Oct 7	Buf	W	1/1	6	113	18.8	36	1	
Oct 14	NYG	L	1/1	3	26	8.7	12	0	
Oct 18	Sea	W	1/1	4	31	7.8	16	0	
Oct 29	at Arz	W	1/1	5	72	14.4	30	2	
Nov 11	StL	T	1/1	5	70	14.0	19	1	
Nov 19	Chi	W	1/1	3	31	10.3	20	1	
Nov 25	at NO	W	1/1	3	26	8.7	15	0	
Dec 2	at StL	L	1/1	7	101	14.4	30	0	
Dec 9	Mia	W	1/1	9	93	10.3	25	0	
Dec 16	at NE	W	1/1	7	107	15.3	38t	2	
Dec 23	at Sea	L	1/1	4	65	16.3	35	0	
Dec 30	Arz	W	1/1	8	172	21.5	49t	2	
TOTALS			16/16	85	1,105	13.0	49t	9	

2012									
Date	Opp	W/L	P/S	Rec	Yds	Avg	Lg	TD	
Jan 12	GB	W	1/1	9	119	13.2	20t	2	
Jan 20	at Atl	W	1/1	6	57	9.5	33	0	
Feb 3	Bal								
TOTALS			2/2	15	176	11.7	33	2	

// GOLDMINE

- A nationally-ranked basketball player at Carter HS in Dallas, TX, Michael was rated among the top 50 prospects in Texas and received several scholarship offers from major colleges. As a senior, he averaged 20.8 points, 6.7 rebounds and 3.1 assists per game. Michael limited his college options to those that would allow him to play both basketball and football. He chose Texas Tech because both Bob Knight and Mike Leach recruited him.
- Michael has so many pairs of shoes he can't put a number on it. Shoes take up his parents' garages, his house in Dallas, and any other place he can store them. Some may say that's excessive, but they may not know the real reason behind his shoe collection. "Growing up I didn't have many shoes. I used to love shoes and cherish the ones that I had. I'd clean them up every day and polish them." Crabtree has big plans for a shoe rack at his home in the Bay Area so he can put them all on display. The shoes are not in boxes though, "I want to see them, my closet is going to look like Niketown."

- A Jordan brand athlete, Michael has big plans for unveiling some cleats during the 2012 season. Michael knows fashion and really gives his input; on the details of the shoe design, "I tell them what material and color I want and where. I may tell them that I want this leather, this part suede and this part mesh." He hopes to set his own trends, "If everybody is doing it, then I'm not going to wear it."
- Michael received a basketball scholarship as well as football coming out of high school, so it's understandable how humbling it is to wear the Jordan brand. "It's the best of both worlds right now. Jordan is real big on who represents him with his brand. He looks for sharp guys with good character."

THE SCOUTING REPORT

"Michael's a really good football player. Mike's got great hands. We marvel at his hands every day in practice. He's a natural catcher; we can't take credit for that. He's running after the catch better than anybody I've seen. The guy after the catch is just running with a purpose and a mission. He's gotten us several first downs just by running tough. He's a good all-around player that continues to improve. He's still young in this league and we're counting on him to get better all the time." - 49ers Offensive Coordinator Greg Roman

CRABTREE'S CAREER STATISTICS

YEAR	TEAM	GP	GS	NO	RECEIVING				ATT	YDS	RUSHING			
					YDS	AVG	LG	TD			YDS	AVG	LG	TD
2009	SF	11	11	48	625	13.0	50	2	0	0	-	-	0	
2010	SF	16	15	55	741	13.5	60t	6	0	0	-	-	0	
2011	SF	15	14	72	874	12.1	52t	4	1	6	6.0	6	0	
2012	SF	16	16	85	1,105	13.0	49t	9	1	8	8.0	8	0	
TOTALS		58	56	260	3,345	12.9	60t	21	2	14	7.0	8	0	

PLAYOFFS

YEAR	TEAM	GP	GS	NO	RECEIVING				ATT	YDS	RUSHING			
					YDS	AVG	LG	TD			YDS	AVG	LG	TD
2011	SF	2	2	5	28	5.6	9	1	0	0	-	-	0	
2012	SF	2	2	15	176	11.7	33	2	0	0	-	-	0	
TOTALS		4	4	20	204	10.2	33	3	0	0	-	-	0	

Additional Statistics:

Fumble – Lost: Regular Season 1–1: 1–1 in 2009; Postseason 1–1: 1–1 in 2012

Milestones:

NFL Debut: at Hou. (10/25/09); **First Start:** at Hou. (10/25/09); **First Reception:** at Hou. (10/25/09 – 4–yd. pass from QB Shaun Hill); **First TD Reception:** at GB (11/22/09 – 38–yd. pass from QB Alex Smith); **100–yd. Games:** 7, Last vs. Arz. (12/30/12 – 172 yds.); **Reached 1,000 rec. yds:** vs. Den. (10/31/10 – 28–yd. TD pass from QB Troy Smith); **Reached 2,000 rec. yds:** at Arz. (12/11/11 – 15–yd. pass from QB Alex Smith); **Reached 3,000 rec. yds:** vs. Mia. (12/9/12 – 3–yd. pass from QB Colin Kaepernick)

CRABTREE'S CAREER HIGHS

Receptions: Regular Season – 9 (3 times) Last vs. Mia (12/9/12); Postseason – 9 vs. GB (1/12/13)
Receiving Yards: Regular Season – 172 vs. Arz. (12/30/12); Postseason – 119 vs. GB (1/12/13)
Rushes: 1 (2 times) Last at Arz. (10/29/12)

Long Rush: 8 at Arz. (10/29/12)
Long Reception: Regular Season – 60t at StL (12/26/10); Postseason – 20t vs. GB (1/12/13)
TD Receptions: Regular Season – 2 (4 times) Last vs. Arz. (12/30/12); Postseason – 2 vs. GB (1/12/13)



// TRANSACTIONS

Originally drafted in the 1st-round (10th overall) by SF in 2009.

// 2011

- Led the team in receipts. (72) and rec. yds. (874), while adding 4 TDs.
- Hauled in a game-high 9 receipts. for 77 yds. at Det. (10/16), tying his career high (9 receipts. - 10/10/10 vs. Phi.).
- Converted on a 2-pt. conversion in the 4th qtr. vs. NYG (11/14). The 2-pt. conversion was Crabtree's first and the 49ers first since 9/20/10 vs. NO.
- Hauled in 7 receipts. for 120 yds. vs. Arz. (11/20), marking his first 100-yd. receiving performance since 12/26/10 at StL. and the third of his career.
- Tallied 4 receipts. for 96 yds. and 1 TD vs. StL (12/4). He caught a season-long 52-yd. TD pass in the 3rd qtr., marking his second TD receipt. of the season and his longest receipt. since 12/26/10 at StL (60-yd. TD from QB Troy Smith).
- Led the team with 5 catches for 85 yds. at Sea. (12/24), including a 41-yd. receipt. that set up the game-winning 39-yd. FG with 3:01 remaining in the game.
- Recorded 8 receipts. for 86 yds. and 2 TDs at StL (1/1), marking his first career 2-TD performance.
- Caught a 4-yd. TD pass from QB Alex Smith and hauled in 4 catches for 25 yds. in NFC Divisional Game vs. NO (1/14).

// 2010

- Registered 9 receipts. for 105 yds. and 1 TD vs. Phi. (10/10), marking his first career 100-yd. performance. His 9 receipts. also set a new career high. Became the first 49ers wide receiver to register a 100-yd. game since WR Isaac Bruce at Dal. (11/24/08 - 8 receipts. for 125 yds. and 1 TD). Along with TE Vernon Davis (104 rec. yds.), the duo became the first set of 49ers teammates to eclipse the 100-yd. receiving plateau in the same game since 1/3/00 at Atl. [WR Jerry Rice (143 rec. yds.) and WR J.J. Stokes (130 rec. yds.)].
- Registered his 4th TD of the season on a 16-yd. TD pass from QB Troy Smith to give the 49ers a 20-17 lead in the 4th qtr. vs. StL (11/14).
- Notched 6 receipts. for a career-high 122 yds. and 1 TD at StL (12/26), which included a career-long 60-yd. receipt. from QB Troy Smith.

// 2009

- Finished the regular season ranked first among all NFL rookies with 56.8 rec. yds./game.
- Ranked t-4th in franchise history with 48 receipts. and 625 rec. yds. among all 49ers rookies.
- Ranked 2nd on the team with 625 rec. yds. and 4th on the team with 48 receipts. during the season.
- Started his first career game and registered 5 receipts. for 56 yds. at Hou. (10/25).
- Caught a 38-yd. strike from QB Alex Smith for his first career TD at GB (11/22).
- Recorded his first TD in front of the home crowd on a 35-yd TD receipt. from Smith vs. Arz. (12/14).

// COLLEGE

As college football's most productive receiver over his final two seasons, was twice honored as the Fred Biletnikoff Award recipient, becoming the first ever first-year player to receive the award, in 2007. The two-time All-America and Big 12 selection finished his two-year Texas Tech career with 3,127 rec. yds., breaking the previous team record of 3,069 yds. set by Wes Welker. Became only the 7th player in conference history to gain over 3,000 career yds. Ranked 5th in NCAA history in career rec. avg. (120.3) and 6th in career TD receipts. (41), shattering the previous school record (30). His 231 career receipts. and 41 career TDs, which came in 2007-08, set NCAA records for catches and TDs in a two-year span. A model of consistency, put together a string of 13 consecutive games with at least one TD and 5 receipts., tying an NCAA record. In 2008, registered 1,165 yds. rec. (97 receipts.) and 19 TDs. Set school, conference and NCAA freshman single-season records with 134 receipts. for 1,962 yds. (14.6 avg) and 22 TDs, in 2007. His rec. yardage total that year is 3rd-best in NCAA history. Redshirted as a true freshman.

// PERSONAL

- Played QB at Carter (Dallas, TX) HS, finishing his senior season with 870 passing yds. and 11 TDs, while running for 646 yds. and 9 TDs on 100 carries.
- Related to former Texas Tech running back Ricky A. Williams.
- Born Michael Crabtree (9/14/87) in Dallas, TX.
- Majored in general studies.

// INJURY REPORT

2011: Inactive vs. Dal. (9/18) with a foot injury.




CRABTREE'S GAME-BY-GAME

2009									2011								
Date	Opp	W/L	P/S	Rec	Yds	Avg	Lg	TD	Date	Opp	W/L	P/S	Rec	Yds	Avg	Lg	TD
Sep 13	at Arz	W	-	NOT ON ROSTER	-	-	-	-	Sep 11	Sea	W	1/0	1	4	4.0	4	0
Sep 20	Sea	W	-	NOT ON ROSTER	-	-	-	-	Sep 18	Dal	L	-	-	INACTIVE (Foot)	-	-	-
Sep 27	at Min	L	-	NOT ON ROSTER	-	-	-	-	Sep 25	at Cin	W	1/1	3	24	8.0	8	0
Oct 4	StL	L	-	NOT ON ROSTER	-	-	-	-	Oct 2	at Phi	W	1/1	5	68	13.6	38	0
Oct 11	Atl	W	-	ROSTER EXEMPTION	-	-	-	-	Oct 9	TB	W	1/1	2	36	18.0	21	0
Oct 25	at Hou	L	1/1	5	56	11.2	18	0	Oct 16	at Det	W	1/1	9	77	8.6	27	0
Nov 1	at Ind	L	1/1	6	81	13.5	27	0	Oct 30	Cle	W	1/1	5	54	10.8	41	1
Nov 8	Ten	W	1/1	3	30	10.0	17	0	Nov 6	at Was	W	1/1	5	51	10.2	21	0
Nov 12	Chi	W	1/1	4	48	12.0	20	0	Nov 13	NYG	W	1/1	1	21	21.0	21	0
Nov 22	at GB	W	1/1	4	77	19.3	38t	1	Nov 20	Arz	W	1/1	7	120	17.1	38	0
Nov 29	Jax	L	1/1	4	54	13.5	27	0	Nov 24	at Bal	L	1/1	6	54	9.0	18	0
Dec 6	at Sea	L	1/1	6	60	10.0	20	0	Dec 4	StL	W	1/1	4	96	24.0	52t	1
Dec 14	Arz	L	1/1	5	67	13.4	35t	1	Dec 11	at Arz	L	1/1	7	63	9.0	15	0
Dec 20	at Phi	W	1/1	4	26	6.5	12	0	Dec 19	Pit	W	1/1	4	35	8.8	12	0
Dec 27	Det	L	1/1	4	68	17.0	50	0	Dec 24	at Sea	W	1/1	5	85	17.0	41	0
Jan 3	at StL	W	1/1	3	58	19.3	38	0	Jan 1	at StL	W	1/1	8	86	10.2	28t	2
TOTALS			11/11	48	625	13.0	50	2	TOTALS			15/14	72	880	12.1	52t	4

2010								
Date	Opp	W/L	P/S	Rec	Yds	Avg	Lg	TD
Sep 12	at Sea	L	1/1	2	12	6.0	9	0
Sep 20	NO	L	1/1	1	32	32.0	32	0
Sep 26	at KC	L	1/1	3	37	12.3	22	0
Oct 3	at Atl	L	1/1	5	58	11.6	15	0
Oct 10	Phi	L	1/1	9	105	11.7	22	1
Oct 17	Oak	W	1/1	4	57	14.3	32t	1
Oct 24	at Car	L	1/1	4	31	7.8	18	0
Oct 31	Den	W	1/0	3	53	17.7	28t	1
Nov 14	StL	W	1/1	4	61	15.3	21	1
Nov 21	TB	L	1/1	1	15	15.0	15	0
Nov 29	at Arz	W	1/1	2	48	24.0	38	1
Dec 5	at GB	W	1/1	3	45	15.0	39	0
Dec 12	Sea	W	1/1	1	1	1.0	1	0
Dec 16	at SD	L	1/1	3	17	5.7	9	0
Dec 26	at StL	L	1/1	6	122	20.3	60t	1
Jan 2	Arz	W	1/1	4	47	11.8	18	0
TOTALS			16/15	55	741	13.5	60t	6

2011 Postseason								
Date	Opp	W/L	P/S	Rec	Yds	Avg	Lg	TD
Jan 14	NO	W	1/1	4	25	6.3	9	1
Jan 22	NYG	L	1/1	1	3	3.0	3	0
TOTALS			2/2	5	28	5.6	9	1



CHRIS CULLIVER

29

CORNERBACK
6-0 | 199

SOUTH CAROLINA | 2ND YEAR
BORN 8.17.88 | PHILADELPHIA, PA
ACQUIRED D-3 IN '11
GARNER MAGNET HS, GARNER, NC

With a nice combination of size and speed, Chris Culliver is a smooth, fluid defender that is comfortable and effective in a multitude of coverages. Culliver saw action in all 16 games as a rookie, as the 49ers third cornerback and on special teams. After beginning his collegiate career as a safety, Culliver made the transition to cornerback as a senior. He brings a wealth of kickoff return experience to the team, having ranked third in SEC history in kickoff returns (106) and kickoff return yards (2,476) upon leaving South Carolina.

- Notched his 2nd INT of the season, and 3rd of his career at Arz. (10/29), picking off QB John Skelton as the first half ended. Culliver registered a career-high 5 PDs at Arz. (10/29), which are tied for the most in an NFL game this season, along with 49ers CB Tarell Brown [6 at Arz. (10/29)] Den. CB Tracy Porter [5 PDs vs. Pit. (9/12)].
- Posted a career-high 8 tackles in 2 games this season, at StL (12/2) with 6 solo and 2 assists, and at NE (12/16), 7 solo, 1 assist.
- Recorded his 1st career FR at NE (12/16), scooping up a loose ball off RB Shane Vereen that LB NaVorro Bowman forced.

// 2012 POSTSEASON HIGHLIGHTS

- Picked off Falcons QB Matt Ryan at Atl. (1/20/13) (NFC-C) marking his first career postseason INT.

// 2012 HIGHLIGHTS

- Started 1st career NFL game at GB (9/9) and recorded 6 tackles and 1 PD. His PD came on on the final defensive play of the game as he batted down a pass from QB Aaron Rodgers' pass intended for WR Jordy Nelson.
- Recorded his 2nd career INT vs. Buf. (10/7), picking off QB Ryan Fitzpatrick in the 3rd qtr. Culliver and the 49ers secondary held Buf. to 115 yds. passing in the 45-3 win.
- Was part of the defense that did not allow a TD in back-to-back games vs. Sea. (10/18) and at Arz. (10/29), limiting Sea. to only 2 FGs. and Arz. to 3 pts. It was part of a stretch where the 49ers defense did not allow a TD in 4 of 5 games, a first in franchise history.
- Culliver and the 49ers defense held Arz. (10/29) to just 7 yds. rushing, tying the fewest rushing yds. the 49ers have allowed in a single game in franchise history [7 at NO (10/1/72)], and the lowest rushing output allowed in any game during the entire 2012 NFL season.

CULLIVER'S GAME-BY-GAME

2012

Date	Opp	W/L	P/S	Tot	Sol	Ast	Sk	Yds	Int	Yds	PD	FF	FR	Yds
Sep 9	at GB	W	1/1	6	4	2	0.0	0.0	0	0	1	0	0	0
Sep 16	Det	W	1/1	2	1	1	0.0	0.0	0	0	1	0	0	0
Sep 23	at Min	L	1/0	0	0	0	0.0	0.0	0	0	0	0	0	0
Sep 30	at NYJ	W	1/0	1	0	1	0.0	0.0	0	0	0	0	0	0
Oct 7	Buf	W	1/1	2	2	0	0.0	0.0	1	4	1	0	0	0
Oct 14	NYG	L	1/0	4	4	0	0.0	0.0	0	0	0	0	0	0
Oct 18	Sea	W	1/0	3	2	1	0.0	0.0	0	0	2	0	0	0
Oct 29	at Arz	W	1/0	4	3	1	0.0	0.0	1	0	4	0	0	0
Nov 11	StL	T	1/0	2	1	1	0.0	0.0	0	0	0	0	0	0
Nov 19	Chi	W	1/0	2	2	0	0.0	0.0	0	0	0	0	0	0
Nov 25	at NO	W	1/0	5	3	2	0.0	0.0	0	0	0	0	0	0
Dec 2	at StL	L	1/0	8	6	2	0.0	0.0	0	0	1	0	0	0
Dec 9	Mia	W	1/1	2	1	1	0.0	0.0	0	0	3	0	0	0
Dec 16	at NE	W	1/1	8	7	1	0.0	0.0	0	0	0	0	1	0
Dec 23	at Sea	L	1/0	4	4	0	0.0	0.0	0	0	0	0	0	0
Dec 30	Arz	W	1/1	3	3	0	0.0	0.0	0	0	1	0	0	0
TOTALS			16/6	56	43	13	0.0	0.0	2	4	14	0	1	0

2012 Postseason

Date	Opp	W/L	P/S	Tot	Sol	Ast	Sk	Yds	Int	Yds	PD	FF	FR	Yds
Jan 12	GB	W	1/1	5	4	1	0.0	0.0	0	0	0	0	0	0
Jan 20	at Atl	W	1/1	5	4	1	0.0	0.0	1	6	1	0	0	0
Feb 3	Bal													
TOTALS			2/2	10	8	2	0.0	0.0	1	6	1	0	0	0



CULLIVER'S CAREER STATISTICS

YEAR	TEAM	GP	GS	TACKLES					INTERCEPTIONS					FUMBLES		
				TOT	SOL	AST	SACKS	YDS	INT	YDS	LG	TD	PD	FF	FR	YDS
2011	SF	16	0	36	31	5	0.0	0.0	1	23	23	0	7	0	0	0
2012	SF	16	6	56	43	13	0.0	0.0	2	4	4	0	14	0	1	0
TOTALS		32	6	92	74	18	0.0	0.0	3	27	23	0	21	0	1	0

PLAYOFFS

YEAR	TEAM	GP	GS	TACKLES					INTERCEPTIONS					FUMBLES		
				TOT	SOL	AST	SACKS	YDS	INT	YDS	LG	TD	PD	FF	FR	YDS
2011	SF	2	0	10	8	2	0.0	0.0	0	0	–	0	1	0	0	0
2012	SF	2	2	10	8	2	0.0	0.0	1	6	6	0	1	0	0	0
TOTALS		4	2	20	16	4	0.0	0.0	1	6	6	0	2	0	0	0

Additional Statistics:

Special Teams Tackles: Regular Season – 11: 2011 (4); 2012 (7); Postseason – 1: 2011 (1)

Milestones:

NFL Debut: vs. Sea. (9/11/11); **First Start:** at GB (9/9/12); **First INT:** vs. TB (10/9/11 – QB Josh Freeman); **First FR:** at NE (12/16/12 – RB Shane Vereen)

CULLIVER'S CAREER HIGHS

Total Tackles: Regular Season – 8 (2 times) Last at NE (12/16/12);
Postseason – 6 vs. NYG (1/22/12)
Solo: Regular Season – 7 at NE (12/16/12); Postseason – 5 vs. NYG
(1/22/12)
Assists: 2 (3 times) Last at StL (12/2/12); Postseason – 1 (2 times) Last vs.
GB (1/12/13)

Passes Defensed: 4 at Arz. (10/29/12)
Fumble Recoveries: 1 at NE (12/16/12)
Interceptions: Regular Season – 1 (2 times) Last vs. Buf. (10/7/12);
Postseason – 1 at Atl. (1/20/13)

// TRANSACTIONS

Originally a 3rd-round (80th overall) draft choice by SF in 2011.

// 2011

- Made NFL debut vs. Sea. (9/11) on special teams and had 1 special teams tackle.
- Notched 3 PDs vs. TB (10/9) and his first career INT after picking off QB Josh Freeman in the 2nd qtr., which led to a 2-yd. TD run from RB Frank Gore.
- Recorded a career-high 6 tackles (5 solo) vs. Pit. (12/19).
- Tallied 6 tackles and 1 PD in the NFC Championship Game vs. NYG (1/22).

// COLLEGE

Played in 43 games (32 starts) for the Gamecocks and recorded 156 tackles, 3 INTs, 4.0 sacks, 10 TFLs, 3 FFs, FR and 14 PDs. Also registered 106 KORs for 2,476 yds and 2 PRs for 18 yds. Set a school record and ranks 3rd in SEC history in career KORs and KOR yds. Became just the fifth player in school history to lead the team in KOR avg. for three consecutive seasons (2007-09). Originally began his career at South Carolina as a WR before moving to FS as a sophomore, and eventually transitioning to CB as a senior. In 2010, was a preseason All-American and All-SEC honoree. Started all seven games he appeared in and registered 34 tackles, 1.0 sack, 2.5 TFLs, a FF and 2 PDs. Also registered 12 KORs for 261 yds. (21.8 avg.). Suffered a season-ending torn pectoral muscle vs. Tennessee. As a junior, named second-team All-SEC by *The NFL Draft Report* and AP. Started all 12 games at FS and recorded 62 tackles, 2.0 sacks, 3 TFLs, a FR and 9 PDs, while adding 26 KORs for 585 yds. (22.5 avg.). Led a secondary that ranked 2nd in the SEC and 8th nationally in pass defense (163.0 yds./gm.). In his sophomore season, played in 13 games (12 starts) and notched 60 tackles, 3 INTs, 1.0 sack, 2 FFs and 3 PDs. Also registered 34 KORs for 821 yds. (24.2 avg.). Helped the Gamecock secondary rank 2nd in the nation in pass defense (159.2 yds./gm.). In 2007, was a Freshman All-America choice as a return specialist by *The NFL Draft Report* and a Freshman All-SEC selection by *The Sporting News*. Played in 11 games (one start) as a WR and registered 34 KORs for 809 yds (23.8 avg.).

// PERSONAL

- Attended Garner (NC) Magnet HS and was regarded as the top prep player in the state of North Carolina, receiving a five-star prospect rating. Also earned all-state honors.
- Notched 287 tackles, 8 INTs and 7.0 sacks as a junior and senior. Also registered 6 returns for TDs on special teams (4 KOR and 2 PRs).
- Born Chris Culliver (8/17/88) in Philadelphia, PA.
- Majored in sport and entertainment management.

CULLIVER'S GAME-BY-GAME

2011

Date	Opp	W/L	P/S	Tot	Sol	Ast	Sk	Yds	Int	Yds	PD	FF	FR	Yds
Sep 11	Sea	W	1/0	0	0	0	0.0	0.0	0	0	0	0	0	0
Sep 18	Dal	L	1/0	0	0	0	0.0	0.0	0	0	0	0	0	0
Sep 25	at Cin	W	1/0	0	0	0	0.0	0.0	0	0	0	0	0	0
Oct 2	at Phi	W	1/0	3	3	0	0.0	0.0	0	0	0	0	0	0
Oct 9	TB	W	1/0	2	2	0	0.0	0.0	1	23	3	0	0	0
Oct 16	at Det	W	1/0	2	2	0	0.0	0.0	0	0	1	0	0	0
Oct 30	Cle	W	1/0	5	4	1	0.0	0.0	0	0	1	0	0	0
Nov 6	at Was	W	1/0	3	3	0	0.0	0.0	0	0	1	0	0	0
Nov 13	NYG	W	1/0	2	1	1	0.0	0.0	0	0	0	0	0	0
Nov 20	Arz	W	1/0	2	2	0	0.0	0.0	0	0	0	0	0	0
Nov 24	at Bal	L	1/0	5	4	1	0.0	0.0	0	0	1	0	0	0
Dec 4	StL	W	1/0	1	1	0	0.0	0.0	0	0	0	0	0	0
Dec 11	at Arz	L	1/0	1	1	0	0.0	0.0	0	0	0	0	0	0
Dec 19	Pit	W	1/0	6	5	1	0.0	0.0	0	0	0	0	0	0
Dec 24	at Sea	W	1/0	2	2	0	0.0	0.0	0	0	0	0	0	0
Jan 1	at StL	W	1/0	2	1	1	0.0	0.0	0	0	0	0	0	0
TOTALS			16/0	36	31	5	0.0	0.0	1	23	7	0	0	0

2011 Postseason

Date	Opp	W/L	P/S	Tot	Sol	Ast	Sk	Yds	Int	Yds	PD	FF	FR	Yds
Jan 14	NO	W	1/0	4	3	1	0	0.0	0	0	0	0	0	0
Jan 22	NYG	L	1/0	6	5	1	0	0.0	0	0	1	0	0	0
TOTALS			2/0	10	8	2	0	0.0	0	0	1	0	0	0



ANTHONY DAVIS

76

TACKLE
6-5 | 323

RUTGERS | 3RD YEAR
BORN 10.11.89 | PISCATAWAY, NJ
ACQUIRED D-1A IN '10
PISCATAWAY HS, PISCATAWAY, NJ

Armed with tremendous size, strength, and athleticism, Anthony Davis made an immediate impact at right tackle as a rookie after being selected with the 11th overall pick in the 2010 NFL Draft. Davis, along with fellow rookie offensive lineman G Mike Iupati, were two of only five NFL rookies to start every game since 2010, and they became just the third set of rookies to start every game on the offensive line since the 16-game schedule was instituted in 1978. Davis diligently works on his craft throughout the offseason as he and Iupati spend countless hours watching film together.

// 2012 AWARDS & HONORS

- First-Team All-Pro by *Sports Illustrated's* Peter King
- Madden Most Valuable Protectors Award (Week 5)
- Madden Most Valuable Protectors Award (Week 7)
- Madden Most Valuable Protectors Award (Week 12)
- Mid-Season All-Pro by *Sports Illustrated's* Peter King
- Mid-Season All-Pro by *Pro Football Weekly*
- Mid-Season All-Pro by ESPN's John Clayton

// 2012 POSTSEASON HIGHLIGHTS

- Part of offensive line vs. GB (1/12/13) which helped the 49ers become the first team in NFL history to ever have two, 100-yd. rushers [QB Colin Kaepernick (181 yds. rushing), RB Frank Gore (119 yds. rushing)] and one, 100-yd. receiver [WR Michael Crabtree (119 yds. receiving)] in a playoff game in NFL history.
- Against the Packers, San Francisco amassed 579 total yds. of offense (323 rushing and 256 passing), setting a new single-game postseason franchise record. The previous record was 537 yds. (211 rushing and 326 passing) vs. Miami in Super Bowl XIX. The 49ers rushed for 323 yds. on the night, setting the franchise single-game postseason rushing record. The previous rushing record was also set in Super Bowl XIX (211 yds.).

FILM REVIEW

"It all starts with him. He loves football. He's a guy that I would love to have escort me into a conflict because I know he's going to back me up. He's that competitive guy and he's a team guy and he understands what it means to be a member of a team. In everything really, starting with his stance, his efficiency of movement, his weight distribution in his stance, his eye placement, all the little things before you get to the physical. He understands things pretty early in the down, so he's picking things up as he goes. Find a right tackle that's playing better than him. The thing that enables him to do that is his attitude and the way he approaches work, day in and day out."
- 49ers Offensive Coordinator Greg Roman

// 2012 HIGHLIGHTS

- Part of offensive line that helped RB Frank Gore rush for 112 yds. at GB (9/9), becoming the 1st RB since Garrison Hearst to rush for 100 yds. on opening day. The team rushed for 186 yds. on the day with a 5.8 avg.
- Paved the way as the team rushed for a season-high 245 yds. on 44 carries as 9 different players carried the ball at NYJ (9/30).
- Helped the 49ers offense set a team record with 621 total yds. (311 rushing, 310 passing) vs. Buf. (10/7), surpassing the 49ers previous franchise record of 598 vs. Buf. (9/13/92). San Francisco became the first team in NFL history to post 300-or-more yds. rushing and passing in the same game. For the first time in 49ers history since 11/19/61 vs. Chi., San Francisco posted a 300-yd. passer (QB Alex Smith 303 yds.), 2, 100 yd-receivers (WR Michael Crabtree - 113 yds.; TE Vernon Davis - 106 yds.) and a 100-yd. rusher (RB Frank Gore - 106 yds.) in the same game. The offensive line did not allow a sack the entire game and was awarded the Madden Most Valuable Protectors Award for Week 5.
- Aided the 49ers offense as the team rushed for 175 yds. on 32 carries (5.5 avg.) vs. Sea. (10/18). Helped RB Frank Gore record his 32nd career 100-yd. game with 131 yds. on 16 carries (8.2 avg.).
- Davis and the 49ers offensive line did not allow a sack on 25 pass attempts by QB Colin Kaepernick at NO (11/25). The performance earned the O-Line the Madden Most Valuable Protectors Award for Week 12.

// GOLDMINE

- Anthony saw first hand the struggles of life while growing up, but that never discouraged him, or the person he leaned on most, his mom. "My mom made it happen, she never played the victim. She always taught me you've got to do what you've got to do."
- Anthony got his first tattoo when he was 15 and has added many more to his arms. "The eye on my hand means wisdom and protection." His favorite tattoo is on the inside of his left forearm, "Wealth is of the heart and the mind, not the wallet." The other ink on his arms range from the Rutgers Scarlet Knight, a dream catcher and a clown in a straight jacket, "I haven't named him yet."

DAVIS' CAREER STATISTICS

GAMES/STARTS - 48/48; 2010 (16/16); 2011 (16/16); 2012 (16/16)
POSTSEASON GAMES/STARTS - 4/4; 2011 (2/2); 2012 (2/2)

Milestones:

NFL Debut: vs. Sea. (9/12/10); **First Start:** at Sea. (9/12/10)

THE SCOUTING REPORT

"In just a hard work standpoint, coming in and working hard every day, in your offensive linemen you want guys that are tough minded, that go into a competition with some true grit and want to go light some people up. Anthony brings that to the table."
- 49ers Offensive Coordinator Greg Roman



// TRANSACTIONS

Originally the first of two 1st-round (11th overall) draft choices by SF in 2010.

// AWARDS & HONORS

2011: Madden Most Valuable Protectors Award (Week 5), All-NFC West Offense by ESPN's Mike Sando

// 2011

- Part of an offensive line that helped pave the way for RB Frank Gore to gain 100+ rush yds. on the ground in 5 consecutive games, setting a new franchise record.
- Davis and the 49ers offensive line did not allow a sack on 20 pass atts. by QB Alex Smith vs. Sea. (9/11).
- Helped 49ers accumulate 442 yds. of offense in come-from-behind victory at Phi. (10/2), which included 164 yds. on the ground.
- Davis and the offensive line were awarded the Madden Most Valuable Protectors Award for Week 5. They helped the 49ers offense rush for 213 yds. on the ground while not allowing a sack vs. TB (10/9), marking the first time since 12/14/06 at Sea. that the team rushed for over 200 yds. and did not allow a sack.
- Supported the 49ers offense in rushing for 203 yds. at Det. (10/16), marking the first time the team rushed for over 200 yds. in back-to-back games (10/9 vs. TB, 213 yds.) since 12/6/98 at Car. (236 yds.) and 12/14/98 vs. Det. (328 yds.).
- Helped the 49ers offense hold the ball for 44:16 while not allowing a sack vs. Arz. (11/20), marking the highest time of possession for the team since 11/3/02 at Oak. (44:33 - 49ers 23, Raiders 20).
- Davis and the offensive line prevented QB Alex Smith from getting sacked in 20-3 win on MNF vs. Pit. (12/19).


// 2010

- Along with G Mike Lupati, became just the third set of rookies to start every game on the offensive line since the 16-game schedule was instituted in 1978 (T Adam Meadows and T Tarik Glenn in 1997 with Ind. & C Nick Mangold and T D'Brickshaw Ferguson in 2006 with NYJ).
- The duo became just the fourth set of rookies to start on the offensive line on opening day in franchise history, and the first since 1958.
- Part of an offensive line that did not allow a sack vs. NO (9/20) and vs. Den. (10/31).
- Started at RT at Arz. (11/29) as the offense rushed for a season-high 261 yds., while recording a season-high 26 first downs.

// COLLEGE

Played in 38 games (32 starts) for the Scarlet Knights, including 9 contests at RG and 23 games at LT. Named All-American first-team selection by the Walter Camp Football Foundation and third-team All-American by *The Sporting News*, while earning second-team All-Big East honors, after starting all 12 games at LT as a junior. Shifted to LT as a sophomore in 2008 and earned first-team All-Big East Conference honors, helping Rutgers lead the conference and rank 18th in the nation in passing (270.4 ypg). Received Freshman All-American first-team honors from the Football Writers Association and *The Sporting News*, at RG.

// PERSONAL

- Attended Piscataway (NJ) HS, where he was a three-year starter on the O-line and was named first-team All-American by *USA Today*.
 - Was a high school teammate of CB Malcolm Jenkins, who was a first round pick by the New Orleans Saints in the 2009 NFL Draft, and CB Kyle Wilson, a first-round selection by the New York Jets in the 2010 NFL Draft.
 - Born Anthony Davis (10/11/89) in Piscataway, NJ.
 - Majored in criminal justice.
- 



LEONARD DAVIS

68

GUARD
6-6 | 355

TEXAS | 11TH YEAR
BORN 9.5.78 | WORTHAM, TX
ACQUIRED FA IN '12
WORTHAM HS, WORTHAM, TX

The second overall pick of the 2001 NFL Draft by the Arizona Cardinals, Leonard Davis started the first 155 games in his career that he appeared in. Davis made 3 consecutive Pro Bowl trips from 2007 to 2009 with 64 straight starts between 2007 and 2010. At 6-6, 355 pounds, Davis has been a big, strong and powerful run-blocker and pass protector, missing only 5 games from 2001 to 2010.



- Davis' strength can be traced back to his youth. His father, L.A. Davis had to drop out of school when he was a teenager, begin working and help support his family. Growing up, Davis helped his family working odd jobs on a farm. "We did backbreaking stuff, picking corn with your hands, not with a machine, going through and shredding it, throwing it over and in the tractor," Davis said. "You scoop it in a bucket, throw it in the trailer and when its time to unload, you shovel it out." The constant exercise kept Davis in shape and helped build muscle.
- Davis said his dream of playing in the NFL started in 2nd grade. In elementary and middle school, he helped as a manager for the high school football team. Davis joined a youth football league in 6th grade, but it was difficult for his family to raise enough money to register so he could play sports. But enough friends and community members would help out. "Just for me to go to a basketball tournament, people would have to pitch in."

// 2012 AWARDS & HONORS

- Madden Most Valuable Protectors Award (Week 5)
- Madden Most Valuable Protectors Award (Week 7)
- Madden Most Valuable Protectors Award (Week 12)

// 2012 HIGHLIGHTS

- Made 49ers debut at GB (9/9).

// GOLDMINE

- When Leonard isn't playing football, he can be heard playing music. Four years ago, he started playing the bass guitar, learning on his own before starting lessons a year later. That passion grew when he joined former Dallas Cowboys offensive linemen teammates Marc Colombo and Cory Procter to form the band *Free Reign*. The band signed a record deal and released its first album in 2009. In the last year, Davis became involved playing music at his local church in Phoenix, AZ.

THE SCOUTING REPORT

"He's a big, massive, powerful man. And when you get him in there, he gives you an opportunity to maybe get a size matchup on somebody. And take a really great offensive lineman like Leonard and get him into the game. Get him participating, getting him having a role towards us winning. Leonard is a very important part of the team and he's a massive guy that's played a lot of snaps of football in the NFL. It's great to be able to get him involved in the winning effort."

- 49ers Offensive Coordinator Greg Roman

DAVIS' CAREER STATISTICS

GAMES/STARTS – 171/155; 2001 (16/16); 2002 (15/15); 2003 (14/14); 2004 (15/15); 2005 (15/15); 2006 (16/16); 2007 (16/16); 2008 (16/16); 2009 (16/16); 2010 (16/16); 2011 (0/0), 2012 (16/0)

POSTSEASON GAMES/STARTS – 5/3; 2007 (1/1); 2009 (2/2); 2012 (2/0)

Milestones:

NFL Debut: vs. Den. (9/23/01); **First Start:** vs. Den. (9/23/01); **100th Career Game:** at NYG (11/11/07); **150th Career Game:** vs. NO (11/25/10)



// TRANSACTIONS

Originally a 1st round (2nd overall) draft choice by Arz. in the 2001 NFL Draft...Signed as an unrestricted free agent by Dal. on 3/4/07... Released by Dal. on 7/28/11...Signed a one-year contract by Det. on 11/7/11...Signed a one-year contract with SF on 7/26/12.

// AWARDS & HONORS

2001: PFW/PFWA All- Rookie Team
2007: Associated Press All-Pro 2nd Team, NFC Pro Bowl
2008: NFC Pro Bowl
2009: NFC Pro Bowl

// 2011 (DETROIT)

- Signed with Det. on 11/7 and was inactive for final 8 games of regular season.

// 2010 (DALLAS)

- Started all 16 games and one playoff game at RG.
- Cowboys totaled 4,042 passing yds., which ranked 6th in the NFL.

// 2009 (DALLAS)

- Started all 16 games at RG and earned his 3rd consecutive trip to the Pro Bowl.
- Dal. finished 2nd in the NFL in total offense (399.4 yds. per game) and was 6th in the NFL (2nd in NFC) in passing with 267.9 yds. per game.
- Cowboys gained 6,390 total yds. on offense, the most in a team history and it marked the first time the club surpassed 6,000 yds. of offense.

// 2008 (DALLAS)

- Earned his 2nd straight Pro Bowl appearance after starting all 16 games at RG.
- Part of Dal. offensive line that also featured Pro Bowlers T Flozell Adams and C Andre Gurode.

// 2007 (DALLAS)

- Named 2nd Team All-Pro by Associated Press
- Selected to first Pro Bowl along with offensive linemen teammates T Flozell Adams and C Andre Gurode.
- Part of Cowboys team that sent a team-record 13 players to Pro Bowl.
- Helped Dal. win a team-record 13 games and first NFC East title since 1998.
- Dal. offense ranked 2nd in NFL with 28.4 points per game. The 455 points were the 2nd most in team history. Offense also ranked 3rd in NFL with 365.7 yds per game and finished 4th in passing (256.6 yds. per game).

// 2006 (ARIZONA)

- Started all 16 games at LT for Arz.
- Anchored offensive line that led way for RB Edgerrin James become first Arz. 1,000 yds. rusher since 1998.

// 2005 (ARIZONA)

- Started first 15 games before a knee injury forced him to miss final regular season game at Ind. (1/1).
- Helped QB Kurt Warner post the highest completion percentage in team history (64.5 percent).
- The Cardinals led NFL in passing for first time in franchise history (348.4 yds. per game).

// 2004 (ARIZONA)

- Started 15 games at LT and blocked for HOF RB Emmitt Smith in his final NFL season. Smith rushed for 937 yards in 2004 to finish his career as the NFL's all-time leader with 18,355.

// 2003 (ARIZONA)

- Missed the preseason after breaking a bone in his right hand during training camp.
- Began the regular season at RG vs. Det. (9/7) and started 14 games.

// 2002 (ARIZONA)

- Started 15 games and played both RT and RG.
- A preseason injury to RT Anthony Clement forced Davis to switch to RT after playing RG as a rookie.

// 2001 (ARIZONA)

- Selected to PFW/PFWA All-Rookie Team
- Started all 16 games as a rookie at RG.
- Made first NFL start at RG vs. Den (9/23)

// COLLEGE


Davis anchored the Longhorns offensive line as a junior and senior and started in 21 of the team's last 24 games. He began his college career playing defensive tackle. As a senior, he earned First-Team All-America honors from the Walter Camp Foundation, Football Writers Association, and *The Sporting News*. He was a consensus All-Big 12 Conference first-team choice and was a top 3 finalist for the Outland Trophy, honoring the country's best lineman.

// PERSONAL

- In high school, Davis was a *Parade Magazine* and *USA Today* All-American at Wortham (TX) HS. He also lettered in track and basketball.
- Davis has 21 half-brothers and half-sisters. His father, L.A. Davis, had 11 children from a previous marriage and his mother, Sammie Lee, had 10 from a previous marriage.
- His brother, Charlie played at TCU and played 10 seasons in the NFL with the Pittsburgh Steelers, St. Louis Cardinals and the USFL's Houston Gamblers.
- Born Leonard Barnett Davis (9/5/78) in Wortham, TX.
- Majored in youth and community studies.



// INJURY REPORT

- 2005:** Suffered a knee injury vs Phi. (12/24) and was inactive at Ind. (1/1/06)
 - 2004:** Suffered a knee injury vs. Sea (12/26) and was placed on IR 12/31. Missed final regular season game vs. TB (1/2/05)
 - 2003:** Suffered a right ankle sprain 9/7 vs. Det. and missed 2 games vs. GB (9/21) and at StL (9/28)
 - 2002:** Sprained left knee 12/21 vs. SF and missed final regular season game at Den. (12/29)
- 



VERNON DAVIS

85

TIGHT END
6-3 | 250

MARYLAND | 7TH YEAR
BORN 1.31.84 | WASHINGTON D.C.
ACQUIRED D-1A IN '06
DUNBAR HS, WASHINGTON D.C.

Vernon Davis solidified himself as one of the most productive and versatile tight ends to ever play the game. Selected by the 49ers with the 6th overall pick in the 2006 NFL Draft, Davis registered 10 catches for 292 yards and four touchdowns in his first postseason trip in 2011. He is just the fifth player in the Super Bowl era to register at least two receiving touchdowns in consecutive postseason games in the same season. Davis led the team in both receiving yards and touchdowns in 2009 and 2010, and was given a five-year contract extension on September 11, 2010. Davis is just as active off the field as he is on the field, pursuing everything from curling and painting to humanitarian trips overseas.



// CAREER HIGHLIGHTS

- Since 2009, Davis ranks 3rd in the NFL in receiving TDs (31), among all TEs.
- Set single-season career highs with 78 recpts., 965 rec. yds. and 13 TD recpts., in 2009. He was one of only two TEs to lead their team in all three categories (Kellen Winslow, TB). His rec. yds. and TD totals were both single-season records among 49ers TEs all-time.
- In 2009, his 13 TD recpts. tied the then-NFL record for most in a season by a TE (Antonio Gates - 13 TDs in 2004). Davis' TD recpts. tied for the most in the NFL with Patriots WR Randy Moss and Cardinals WR Larry Fitzgerald, making him the second TE (TE Rob Gronkowski - 17) in the Super Bowl era to lead the league (or tie for the lead) in TD recpts.
- Ranks 1st in franchise history among tight ends in TDs (40) and ranks 2nd in both recpts. (345) and rec. yds. (4,351). He trails TE Brent Jones in both recpts. and rec. yds. His 40 rec. TDs are 8th most in 49ers history.
- Has 8, 100-yd. rec. games, which ranks 1st in franchise history among TEs (TE Monty Stickles ranks second with 6).
- Registered 10 recpts. for 292 yds. and 4 TDs in first postseason trip (2011). According to the Elias Sports Bureau, his 292 rec. yds. are the most by a TE in their first two postseason games in NFL history.
- Registered his 3rd career 100-yd. game in the postseason at Atl. (1/20/13) (NFC-C). He now ranks t-2nd in NFL postseason history (TE Dallas Clark - 3) for the most 100-yd. receiving games by a tight end, trailing only TE Keith Jackson (4).

MOST RECEIVING TDs IN THE NFL BY A TE SINCE 2009

Player	TDs
1. Rob Gronkowski, NE	38
2. Antonio Gates, SD	32
3. Vernon Davis, SF	31
4. Tony Gonzalez, Atl.	27
5. Jimmy Graham, NO	24

MOST TDs IN A SEASON BY A TIGHT END IN NFL HISTORY

Player	TDs
1. Rob Gronkowski, 2011	17
2t. Vernon Davis, 2009	13
Antonio Gates, 2004	13
4t. Todd Christensen, 1983	12
Mike Ditka, 1961	12
Jerry Smith, 1967	12
Wesley Walls, 1999	12

- Became the first tight end and just the 6th player in NFL postseason history to notch 100 yds. receiving in 3 of his first 4 career postseason games, joining WR Larry Fitzgerald, WR Tom Fears, WR Isaac Bruce, WR Dwight Clark and WR Hakeem Nicks.
- Has tallied 442 career postseason rec. yds., ranking 10th most in NFL postseason history among tight ends.
- With 3, 25+ yd. recpts. at Atl. (1/20/13) (NFC-C), it gave him 9, career 25+ yd. recpts. in 4 career postseason games, which ranks 2nd in 49ers postseason history, trailing WR Jerry Rice (14 recpts. in 23 games).

// 2012 POSTSEASON HIGHLIGHTS

- Talled 1 recpt. for 44 yds. vs. GB (1/12/13) (NFC-D), giving him 336 rec. yds. in 3 postseason games, marking the most by a TE in his first 3 playoff games in NFL history. The previous mark of 305 rec. yds. was held by Phi. TE Keith Jackson (1988-90).
- Hauled in 5 receptions for 106 yds. and 1 TD at Atl. (1/20/13) (NFC-C), marking his first postseason TD of the season, and 5th of his career, on a 4-yd. TD pass from QB Colin Kaepernick. Davis' 5 career postseason TDs rank t-4th in franchise postseason history.

DAVIS' GAME-BY-GAME

2012

Date	Opp	W/L	P/S	Rec	Yds	Avg	Lg	TD
Sep 9	at GB	W	1/1	3	43	14.3	29	1
Sep 16	Det	W	1/1	5	73	14.6	23t	2
Sep 23	at Min	L	1/1	5	53	10.6	20	1
Sep 30	at NYJ	W	1/1	2	28	14.0	23	0
Oct 7	Buf	W	1/1	5	106	21.2	53	0
Oct 14	NYG	L	1/1	3	37	12.3	24	0
Oct 18	Sea	W	1/1	0	0	-	-	0
Oct 29	at Arz	W	1/1	2	34	17.0	25	0
Nov 11	StL	T	1/1	4	30	7.5	17	0
Nov 19	Chi	W	1/1	6	83	13.8	32	1
Nov 25	at NO	W	1/1	0	0	-	-	0
Dec 2	at StL	L	1/1	2	15	7.5	9	0
Dec 9	Mia	W	1/1	1	4	4.0	4	0
Dec 16	at NE	W	1/1	1	10	10.0	10	0
Dec 23	at Sea	L	1/1	1	27	27.0	27	0
Dec 30	Arz	W	1/1	1	5	5.0	5	0
TOTALS			16/16	41	548	13.4	53	5

2012 Postseason

Date	Opp	W/L	P/S	Rec	Yds	Avg	Lg	TD
Jan 12	GB	W	1/1	1	44	44.0	44	0
Jan 20	at Atl	W	1/1	5	106	21.2	31	1
Feb 3	Bal							
TOTALS			2/2	6	150	25.0	44	1



// 2012 HIGHLIGHTS


- Caught 3 passes for 43 yds. and 1 TD in the season opener at GB (9/9), giving him a TD in each of his first 4 career games against the Packers.
- Registered 5 recepts. for 73 yds. and 2 TDs vs. Det. (9/16), marking his 4th career multi-TD game.
- Tallied 5 recepts. for 56 yds. and 1 TD at Min. (9/23), which was the 4th time in his career he caught a TD pass in 3 straight weeks and the first time to start a season.
- Recorded his 8th career 100-yd. game with 5 recepts. for 106 yds. vs. Buf. (10/7). Davis was part of the 49ers offense that set a franchise record with 621 total yards and became the first team in NFL history to post 300-or-more yds. rushing and passing in the same game. For the first time since 11/19/61 vs. Chi., SF posted a 300-yd. passer (QB Alex Smith 303 yds.), 2, 100 yd-receivers (Davis; WR Michael Crabtree - 113 yds.) and a 100-yd. rusher (RB Frank Gore - 106 yds.) in the same game.
- Led the team with 6 recepts. for 83 yds. and 1 TD vs. Chi. (11/19). Davis was on the receiving end of QB Colin Kaepernick's first career TD pass, a 3-yd. score in the 1st qtr.
- Played in his 100th NFL game and tallied 2 recepts. for 15 yds. at StL (12/2).

// GOLDMINE

- After a breakout season in 2009, Vernon was named the recipient of the Len Eshmont Award, the 49ers most prestigious annual honor. The Len Eshmont Award honors the player who best exemplifies the "inspirational and courageous play" of Len Eshmont and is voted on by the players.
- Vernon started an interior design company about a year ago, Modern Class Design. He recently was hired by a current teammate. "I'm helping with Ray McDonald's house right now which is pretty cool. I really enjoy looking at different rooms and putting ideas and designs together. I love being creative and putting my touch on the houses. It's pretty cool and a lot of fun." Ray isn't the only current teammate who will be using Modern Class Design, safety Dashon Goldson is having Vernon do his house in Los Angeles.
- Vernon was named an honorary captain of the USA Curling Team at the 2010 Winter Olympics in Vancouver, BC, Canada. He attended the games and served as an ambassador for the team in order to help gain support for the sport.

THE SCOUTING REPORT

"We know Vernon and we know what makes Vernon tick, what his goals are, what his ambitions are, his dreams are. When you know that, it doesn't surprise you that he's out there every day trying to get better and trying to improve." - 49ers Head Coach Jim Harbaugh

- Vernon is not one to sit back and relax during the offseason. In March of 2010, he joined his younger brother, Vontae, and six other NFL players on a humanitarian trip to Uganda and Rwanda. The crew spent 10 days distributing 22,000 hearing aids throughout the African regions as part of the Pros for Africa organization. "It was amazing. It was breathtaking because you look at these kids who can't hear anything and you plug these hearing aids in their ears and all of a sudden they're responding. You can't do anything but be thankful to be able to help them hear and respond. It brought a lot of emotion. I'm already an emotional guy."
 - During the 2010 offseason, Vernon and Vontae hosted a football and mentoring clinic at Howard University in their native Washington, D.C. "It means a lot to me, because I know how important it is to go out and give back and share some of the lessons and just the gifts that you always wanted as a kid," Davis said. "Growing up in a low-income, poverty area in the inner city of Washington, D.C., I know what it's like. When I think of the kids, it touches me in ways you can't even imagine."
 - During the 2010 offseason, Vernon also traveled to Afghanistan with five fellow NFL players as part of the NFL-USO tour. They first stopped at Al Udeid Air Force Base, 40 miles outside of Doha, Qatar, then traveled on to Bagram Air Force Base in Afghanistan. The trip gave Vernon perspective and knowledge of the efforts being put forth by our military in the Middle East.
 - Vernon has always had an affinity for art and is an avid admirer of Michelangelo and the Renaissance period. In 2010 and 2011, he got the opportunity to give back to his passion for art. Director of Cultural Affairs for the San Francisco Arts Commission Luis R. Cancel, in conjunction with the Young at Art Festival, a project of the San Francisco Unified School District and the Fine Arts Museum of San Francisco, announced the launch of "Art Impact." Vernon was the inaugural speaker for Art Impact, and the San Francisco Unified School District created a scholarship in Vernon's name, called the Vernon Davis Visual Arts Scholarship, which will provide tuition support to a San Francisco youth interested in pursuing a career in the visual arts. In May of 2011, he handed out his first scholarship to San Francisco high school student, Sheryl Quock, a promising fashion designer.
 - When Vernon was a freshman in college he wanted to honor the person who raised him to be the person he is today, his grandmother, Adaline. He decided to get a tattoo on the inside of his left arm with her name. His grandmother's reaction wasn't a good one at first, but she understood why he did it because in Vernon's words, he could look onto the inside of his left arm just to think of her. "She's really influenced me and really pushed me, made me open my eyes and see that besides football, there are other things that I can get involved with if I don't make it." Adaline was the one who raised most of his siblings and gave Vernon direction in his life, teaching him to set goals and molding him into the person he is today.
- 

DAVIS' CAREER STATISTICS

YEAR	TEAM	GP	GS	RECEIVING					RUSHING				
				NO	YDS	AVG	LG	TD	ATT	YDS	AVG	LG	TD
2006	SF	10	8	20	265	13.3	52t	3	2	5	2.5	9	0
2007	SF	14	14	52	509	9.8	31	4	0	0	0.0	0	0
2008	SF	16	16	31	358	11.5	57	2	1	11	11.0	11	0
2009	SF	16	16	78	965	12.4	73t	13	0	0	0.0	0	0
2010	SF	16	16	56	914	16.3	66t	7	0	0	0.0	0	0
2011	SF	16	16	67	792	11.8	44	6	2	-5	-2.5	-2	0
2012	SF	16	16	41	548	13.4	53	5	0	0	0.0	0	0
TOTALS		104	102	345	4,351	12.6	73t	40	5	11	2.2	11	0

PLAYOFFS

YEAR	TEAM	GP	GS	RECEIVING					RUSHING				
				NO	YDS	AVG	LG	TD	ATT	YDS	AVG	LG	TD
2011	SF	2	2	10	292	29.2	73t	4	0	0	-	-	0
2012	SF	2	2	6	150	25.0	44	1	0	0	-	-	0
TOTALS		4	4	16	442	27.6	73t	5	0	0	-	-	0

Additional Statistics:

Fumbles-Lost - 6-3: 1-1 in 2006, 1-1 in 2007, 2-1 in 2008, 3-1 in 2011

Milestones:

NFL Debut: at Arz. (9/10/06); **First Start:** at Arz. (9/10/06); **First Reception:** at Arz. (9/10/06 - 31-yd. pass from QB Alex Smith); **100th Reception:** at StL (12/21/08 - 17-yd. pass from QB Shaun Hill); **250th Reception:** at Cin. (9/25/11 - 39-yd. pass from Alex Smith); **First TD Recept:** at Arz. (9/10/06 - 31-yd. pass from QB Alex Smith); **25th career TD recept:** vs. Oak. (10/17/10 - 17-yd. pass from QB Alex Smith); **100-Yd. Games:** 8, Last vs. Buf. (10/7/12 - 106 yds.); **Multi-TD Games:** 4, Last vs. Det. (9/16/12 - 2 TDs); **100th Career Game:** at StL (12/2/12); **100th Career Start:** at NE (12/16/12)

DAVIS' CAREER HIGHS

Receptions: Regular Season - 10 vs. Ten. (11/8/09); Postseason - 7 vs. NO (1/14/12)

Receiving Yards: Regular Season - 126 at GB (12/5/10); Postseason - 180 vs. NO (1/14/12)

Long Reception: Regular Season - 73t at StL (1/3/10); Postseason - 73t vs. NYG (1/22/12)

TD Receptions: 3 at Hou. (10/25/09); Postseason - 2 (2 times) Last vs. NYG (1/22/12)

// TRANSACTIONS

Originally the first of two 1st-round (6th pick overall) draft choices by SF in 2006...Signed a five-year contract through 2015 on 9/11/10.

// AWARDS & HONORS

2009: NFC Pro Bowl, Len Eshmont Award

// 2011

- Ranked 2nd on team in receipts. (67), rec. yds. (792) and 1st in TDs (6).
- Davis registered 10 receipts. for 292 yds. and 4 TDs in the postseason. According to the Elias Sports Bureau, his 292 rec. yds. are the most by a tight end in their first two postseason games in NFL history. Davis became just the 3rd player in franchise history to register consecutive 100-yd. receiving games in the postseason.
- Caught a 9-yd. TD receipt. in the 3rd qtr. at Phi. (10/2) to narrow the score to a 23-17 Eagles lead in come-from-behind 49ers victory.
- Tallied his third career multi-TD game vs. TB (10/9), catching a 14-yd. fade pass for a TD and a 23-yd. pass, breaking a tackle for a TD on the opening series after halftime.
- Hauled in a 31-yd. TD pass from QB Alex Smith in the 4th qtr. vs. NYG (11/13), leaping over a defender on his way into the end zone. The TD receipt. ranked him t-1st in franchise history for the most TD receipts. among TEs (Brent Jones), with 33 career TDs.
- Caught an 18-yd. TD receipt. from QB Alex Smith vs. Arz. (11/20), ranking him 1st in franchise history for the most TD receipts. among TEs with 34 career TDs.
- Set the franchise record for most 100-yd. rec. games by a TE with 7, recording 118 rec. yds. on 8 catches at StL (1/1).
- Hauled in 7 receipts. for 180 yds. and 2 TDs vs. NO (1/14). His 180 rec. yds. are the most by a TE in NFL postseason history for a single-game and the 2nd most among all players in franchise history (WR Jerry Rice 215 vs. Cin. SB XXIII). Down 3 pts. with just 1:32 remaining, Davis caught a game-winning 14-yd. TD pass from QB Alex Smith.
- Notched 3 receipts. for 112 yds. and 2 TD receipts. vs. NYG (1/22). Was on the receiving end of a 73-yd. TD pass by QB Alex Smith in the 1st qtr. The 73-yd. completion tied Davis' career-long (73t at StL - 1/3/10) and marked the fourth longest postseason receipt. in 49ers postseason history.

// 2010

- Led the team in receipts. (56), rec. yds. (914), TDs (7) and rec. avg. (163), making him the first TE in franchise history to lead the team in receipts., rec. yds. and rec. TDs in consecutive seasons ('09-10).
- Registered his 4th career 100-yd. game, finishing the day with 5 receipts. for 104 yds. and 1 TD vs. Phi. (10/10). Along with WR Michael Crabtree (105 rec. yds.), the duo became the first set of 49ers teammates to eclipse the 100-yd. receiving plateau in the same game since 1/3/00 at Atl. [WR Jerry Rice (143 rec. yds.) and WR J.J. Stokes (130 rec. yds.)].
- Registered his 25th career TD and 3rd TD of the season by catching a 17-yd. TD pass from QB Alex Smith in the 4th qtr. vs. Oak. (10/17).
- Registered 4 receipts. for 74 yds. and 1 TD at Car. (10/24). It marked his 4th TD in as many games and second time in his career that he has had a TD in 4 consecutive weeks.
- Registered 4 receipts. for a career-high 126 yds. and 1 TD at GB (12/5). It marked his second career 100-yd. game against GB [6 receipts. for 108 yds. and 1 TD at GB (11/22/09)].

// 2009

- Ranked 5th in the NFL (3rd in NFC) among TEs with 78 receipts. and 965 rec. yds. Davis' totaled three, 100-yd. rec. games, which tied him with SD TE Antonio Gates, Dal. TE Jason Witten and Phi. TE Brent Celek for the most 100-yd. rec. games by a tight end, in 2009.
- Davis' 965 rec. yds. were the most by a 49er in a single season since WR Terrell Owens (1,102 rec. yds. in 2003).
- Ranked t-7th in the NFL and t-2nd in the NFC in scoring (78 points).
- Notched three, 100-yd. rec. games, marking the most by a 49er in a season since WR Brandon Lloyd in 2005.
- Along with RB Frank Gore (13 TDs - 10 rus. and 3 rec.), became just the second set of 49er teammates to each have at least 13 TDs in a season. In 1995, WR Jerry Rice had 17 TDs and RB Derek Loville registered 13 TDs.
- Earned the 2009 Ozzie Newsome Award from ProFootballTalk.com for best tight end in the NFL.
- Logged 7 receipts. for 93 yds. and a career-high 3 TDs (all in the 2nd half) at Hou. (10/25). Davis became the first tight end in 49ers history to register 3 TD receipts. in a game. His 3 rec. TDs. were the most by any player in a single half in 2009.
- Established a then career-high 10 receipts. (102 rec. yds.) vs. Ten. (11/8). It marked Davis' first career 100-yd. game. His 10-catch performance marked only the third time in franchise history that a TE registered 10 receipts.-or-more in a game. TE Eric Johnson registered 13 receipts. vs. Arz. (10/10/04), and 10 receipts. vs. StL (10/3/04). Davis became the first 49ers TE to notch 100 yds. rec. since TE Eric Johnson recorded 162 yds. vs. Arz. (10/10/04).
- Set the franchise record for most TDs by a TE in a single season on a 33-yd. TD receipt. at Sea. (12/6). Finished the day with 6 receipts. for a career-high 111 yds. and 1 TD.
- Recorded his 11th TD of the season on a 5-yd. pass from QB Alex Smith vs. Arz. (12/14). He also tied the 49ers tight end record with his 4th consecutive game with a TD. He joined TE Ted Kwalick (11/12/72-12/4/72) as the only 49ers tight ends to accomplish the feat.
- Tied the NFL record for TD receipts. by a TE (13) in a single season at StL (1/3). Davis' career-long 73-yd.TD rec. in the 4th qtr. tied TE Antonio Gates' record from 2004.

// 2008

- Ranked 3rd on team with 31 receipts. for 358 yds. to go along with 2 TDs as he was named a Pro Bowl alternate.
- Posted a 57-yd. catch vs. Phi. (10/12) and finished day with 6 receipts. for 75 yds.

// 2007

- Posted 4 receipts. for 56 yds. at Pit. (9/23) before suffering a partial tear of his right MCL in 3rd qtr., and did not return.
- Recorded 6 receipts. for 45 yds. and a TD in an OT victory at Arz. (11/25).

// 2006

- Posted 20 catches for 265 yds. with 3 TDs, despite being inactive for 6 contests with a cracked fibula.
- In first career start, caught 5 passes for 37 yds. and a TD at Arz. (9/10). His 31-yd. TD came on his first NFL touch.
- Recorded 3 receipts. for 74 yds., including a 52-yd. TD catch vs. GB (12/10).

// COLLEGE

Finished his collegiate career ranked 13th in school history in recpts. (93), 11th in rec. yds. (1,371) and 9th in TDs (9), as he lined up at fullback, H-back and flanker at Maryland. Started every game as a junior, leading team with 51 recpts. and the conference with 871 rec. yds. (17.1 avg.). Was a consensus first-team All-America and All-ACC selection. Also chosen as a finalist for the Mackey Award, given to the nation's top TE, in addition to earning consensus All-America honors, becoming the first Maryland offensive player since 1955 (center Bob Pellegrini) to be named to AP's first-team. An Iron Terp performer (top weight room award), holds school strength records for a tight end in bench (465), vertical jump (40.5 inches), index (812), squat (685) and 40-yd. dash time (4.41)

// PERSONAL

- Started three seasons at TE and S at Dunbar (Washington, D.C.) HS, but also saw time at WR, KR, LB and DE during his tenure, as team compiled a 31-5 overall record.
- As a senior, was chosen second-team All-USA by *USA Today* after catching 21 passes for 511 yds. (24.3 avg.) and 5 TDs. Also returned 4 kicks for TDs.
- Selected to play in U.S. Army All-American Bowl as a junior.
- Was the DCIAA champion in the high jump (6'5).
- Nickname "The Duke" originated from a name he inherited from his father who was called "Duke."
- Vernon's younger brother, Vontae, was selected in the first round of the 2009 NFL Draft by the Miami Dolphins.
- Joined teammate Patrick Willis in July 2012 to accept the "Best Game" ESPY on behalf of the 49ers for their playoff victory over the Saints.
- In July 2010, traveled to London to promote the upcoming game between the 49ers and the Broncos at Wembley Stadium.
- Donated \$10,000 to Newborn Pentecostal in honor of his grandmother, Adaline, who raised Vernon and his six siblings.
- Born Vernon Davis (1/31/84) in Washington, D.C.

// INJURY REPORT

2006: Inactive for six games [at KC (10/1), vs. Oak. (10/8), vs. SD (10/15), at Chi. (10/29), vs. Min. (11/5) and at Det. (11/12)] with a leg injury.

2007: Sustained a partial tear of his MCL at Pit. (9/23) and missed the following two games [vs. Sea. (9/30) and vs. Bal. (10/7)].

DAVIS' GAME-BY-GAME

2006									2007									
Date	Opp	W/L	P/S	Rec	Yds	Avg	Lg	TD	Date	Opp	W/L	P/S	Rec	Yds	Avg	Lg	TD	
Sep 10	at Arz	L	1/1	5	37	7.4	31t	1	Sep 10	Arz	W	1/1	2	4	2.0	2	0	
Sep 17	StL	W	1/1	0	0	0.0	0	0	Sep 16	at StL	W	1/1	2	23	11.5	19	0	
Sep 24	Phi	L	1/0	0	0	0.0	0	0	Sep 23	at Pit	L	1/1	4	56	14.0	31	0	
Oct 1	at KC	L	-	INACTIVE (Leg)				-	-	Sep 30	Sea	L	-	INACTIVE (Knee)				
Oct 8	Oak	W	-	INACTIVE (Leg)				-	-	Oct 7	Bal	L	-	INACTIVE (Knee)				
Oct 15	SD	L	-	INACTIVE (Leg)				-	-	Oct 21	at NYG	L	1/1	4	22	5.5	7	0
Oct 29	at Chi	L	-	INACTIVE (Leg)				-	-	Oct 28	NO	L	1/1	6	71	11.8	19	1
Nov 5	Min	W	-	INACTIVE (Leg)				-	-	Nov 4	at Atl	L	1/1	7	77	11.0	21	0
Nov 12	at Det	W	-	INACTIVE (Leg)				-	-	Nov 12	at Sea	L	1/1	1	4	4.0	4	0
Nov 19	Sea	W	1/0	0	0	0.0	0	0	Nov 18	StL	L	1/1	4	50	12.5	22	0	
Nov 26	at StL	L	1/1	1	11	11.0	11	0	Nov 25	at Arz	W	1/1	6	45	7.5	26	1	
Dec 3	NO	L	1/1	1	21	21.0	21	0	Dec 2	at Car	L	1/1	1	19	19.0	19	0	
Dec 10	GB	L	1/1	3	74	24.7	52t	1	Dec 9	Min	L	1/1	5	42	8.4	13	0	
Dec 14	at Sea	W	1/1	3	15	5.0	8t	1	Dec 15	Cin	W	1/1	5	46	9.2	17t	1	
Dec 24	Arz	L	1/1	4	91	22.8	44	0	Dec 23	TB	W	1/1	3	30	10.0	15	1	
Dec 31	at Den	W	1/1	3	16	5.3	6	0	Dec 30	at Cle	L	1/1	2	20	10.0	14	0	
TOTALS			10/8	20	265	13.3	52t	3	TOTALS			14/14	52	509	9.8	31	4	

DAVIS' GAME-BY-GAME

2008									2010								
Date	Opp	W/L	P/S	Rec	Yds	Avg	Lg	TD	Date	Opp	W/L	P/S	Rec	Yds	Avg	Lg	TD
Sep 7	Arz	L	1/1	3	51	17.0	37	0	Sep 12	at Sea	L	1/1	8	73	9.1	16	0
Sep 14	at Sea	W	1/1	0	0	11.5	0	0	Sep 20	NO	L	1/1	4	78	19.5	41	0
Sep 21	Det	W	1/1	1	17	17.0	17	0	Sep 26	at KC	L	1/1	3	22	7.3	10	0
Sep 28	at NO	L	1/1	1	19	19.0	19	0	Oct 3	at Atl	L	1/1	4	36	9.0	15	1
Oct 5	NE	L	1/1	0	0	14.0	0	0	Oct 10	Phi	L	1/1	5	104	20.8	36	1
Oct 12	Phi	L	1/1	6	75	12.5	57	0	Oct 17	Oak	W	1/1	4	35	8.8	17t	1
Oct 19	at NYG	L	1/1	1	5	5.0	5	0	Oct 24	at Car	L	1/1	4	74	18.5	53	1
Oct 26	Sea	L	1/1	4	29	7.3	14	0	Oct 31	Den	W	1/1	1	12	12.0	12	0
Nov 10	at Arz	L	1/1	1	18	18.0	18t	1	Nov 14	StL	W	1/1	4	79	19.8	38	0
Nov 16	StL	W	1/1	1	2	2.0	2t	1	Nov 21	TB	L	1/1	1	3	3.0	3	0
Nov 23	at Dal	L	1/1	1	47	47.0	47	0	Nov 29	at Arz	W	1/1	2	32	16.0	16	0
Nov 30	at Buf	W	1/1	0	0	0.0	0	0	Dec 5	at GB	L	1/1	4	126	31.5	66	1
Dec 7	NYJ	W	1/1	3	29	9.7	20	0	Dec 12	Sea	W	1/1	5	70	14.0	42	1
Dec 14	at Mia	L	1/1	5	31	6.2	17	0	Dec 16	at SD	L	1/1	1	4	4.0	4	0
Dec 21	at StL	W	1/1	1	17	17.0	17	0	Dec 26	at StL	L	1/1	3	70	23.3	29	0
Dec 28	Was	W	1/1	3	18	6.0	9	0	Jan 2	Arz	W	1/1	3	96	32.0	59	1
TOTALS			16/16	31	358	11.5	57	2	TOTALS			16/16	56	914	16.3	66t	7
2009									2011								
Date	Opp	W/L	P/S	Rec	Yds	Avg	Lg	TD	Date	Opp	W/L	P/S	Rec	Yds	Avg	Lg	TD
Sep 13	at Arz	W	1/1	5	40	8.0	19	0	Sep 11	Sea	W	1/1	5	47	9.4	27	0
Sep 20	Sea	W	1/1	2	32	16.0	17	0	Sep 18	Dal	L	1/1	2	18	9.0	12	0
Sep 27	at Min	L	1/1	7	96	13.7	31	2	Sep 25	at Cin	W	1/1	8	114	14.3	39	0
Oct 4	StL	L	1/1	3	43	14.3	21	1	Oct 2	at Phi	W	1/1	4	45	11.3	26	1
Oct 11	Atl	W	1/1	5	51	10.2	18	0	Oct 9	TB	W	1/1	3	39	13.0	23t	2
Oct 25	at Hou	L	1/1	7	93	13.3	29t	3	Oct 16	at Det	W	1/1	2	8	4.0	6	0
Nov 1	at Ind	L	1/1	3	20	6.7	10	1	Oct 30	Cle	W	1/1	3	27	9.0	19	0
Nov 8	Ten	W	1/1	10	102	10.2	40	0	Nov 6	at Was	W	1/1	4	41	10.3	21	0
Nov 12	Chi	W	1/1	3	16	5.3	6	0	Nov 13	NYG	W	1/1	3	40	13.3	31t	1
Nov 22	at GB	W	1/1	6	108	18.0	32	1	Nov 20	Arz	W	1/1	5	67	13.4	27	1
Nov 29	Jax	L	1/1	6	69	11.5	30	1	Nov 24	at Bal	L	1/1	4	38	9.5	20	0
Dec 6	at Sea	L	1/1	6	111	18.5	42	1	Dec 4	StL	W	1/1	5	32	6.4	13	0
Dec 14	Arz	L	1/1	3	34	11.3	16	1	Dec 11	at Arz	L	1/1	1	32	32.0	32	0
Dec 20	at Phi	W	1/1	3	43	14.3	19	0	Dec 19	Pit	W	1/1	6	72	12.0	31	1
Dec 27	Det	L	1/1	3	16	8.0	14	1	Dex 24	at Sea	W	1/1	4	54	13.5	17	0
Jan 3	at StL	W	1/1	6	89	14.8	73t	1	Jan 1	at StL	W	1/1	8	118	14.8	44	0
TOTALS			16/16	78	965	12.4	73t	13	TOTALS			16/16	67	792	11.8	44	6
2011 Postseason																	
Date	Opp	W/L	P/S	Rec	Yds	Avg	Lg	TD									
Jan 14	NO	W	1/1	7	180	25.7	49t	2									
Jan 22	NYG	L	1/1	3	112	37.3	73t	2									
TOTALS			2/2	10	292	29.2	73t	4									



ANTHONY DIXON

24

RUNNING BACK
6-1 | 233

MISSISSIPPI STATE | 3RD YEAR
BORN 9.24.87 | JACKSON, MS
ACQUIRED D-6A IN '10
TERRY HS, TERRY, MS

A strong and athletic running back, Anthony Dixon is deceptively agile and quick for a back his size. He appeared in every game in 2011, recording 87 yards on the ground and 2 touchdowns, while making significant contributions. Dixon had to overcome a variety of obstacles growing up, which included being homeless for quite some time. He and his three brothers have proved resilient, as each has gone on to have successful athletic careers.

// 2012 POSTSEASON HIGHLIGHTS

- Scored the game's final TD on a 2-yd. run in the 4th qtr. vs. GB (1/12/13) (NFC-D).
- Picked up a key first down at Atl. (1/20/13) (NFC-C), gaining 4 yds. on 3rd-and-1 in the 4th qtr. which led to the game-winning TD.

// 2012 HIGHLIGHTS

- Scored 1st TD of the season on a 3-yd. run vs. Buf. (10/7).
- Notched his 2nd TD of the season on a 1-yd. run in the 4th qtr. vs. Mia. (12/9). Also led the team with 2 special teams tackles on the day.

// GOLDMINE

- Anthony was put in a unique situation when he was 10 years old. His parents had divorced the previous year and debts piled on to where the family became homeless. "As soon as we hit rock bottom, I knew what time it was," explained Dixon. "It was time for me to step up and become the man of the house. I'm just trying to provide for my family and provide for my momma so she doesn't have to go through that again. I'm really just sacrificing my body for them." Dixon had a lot of free time on his hands growing up while his mom worked three different jobs. It was his responsibility to watch his younger brothers until his mom got home from work. "I had to grow up before it was my time, but it made me stronger today just seeing that and going through that."
- Anthony was the co-recipient (with FB Will Tukuafu) of the 2010 Thomas Herrion Award. The award is presented annually to a rookie or first-year player who has taken advantage of every opportunity, turned it into a positive and made their dream come true.

DIXON'S GAME-BY-GAME

2012

Date	Opp	W/L	P/S	Rsh	Yds	Avg	Lg	TD	Rec	Yds	TD
Sep 9	at GB	W	1/0	0	0	-	-	0	0	0	0
Sep 16	Det	W	1/0	0	0	-	-	0	0	0	0
Sep 23	at Min	L	1/0	0	0	-	-	0	0	0	0
Sep 30	at NYJ	W	1/0	4	16	4.0	7	0	0	0	0
Oct 7	Buf	W	1/0	4	21	5.3	9	1	0	0	0
Oct 14	NYG	L	1/0	0	0	-	-	0	0	0	0
Oct 18	Sea	W	1/0	0	0	-	-	0	0	0	0
Oct 29	at Arz	W	1/0	0	0	-	-	0	0	0	0
Nov 11	StL	T	1/0	0	0	-	-	0	0	0	0
Nov 19	Chi	W	1/0	3	6	2.0	4	0	0	0	0
Nov 25	at NO	W	1/0	1	5	5.0	5	0	0	0	0
Dec 2	at StL	L	1/0	0	0	-	-	0	0	0	0
Dec 9	Mia	W	1/0	2	9	4.5	8	1	0	0	0
Dec 16	at NE	W	1/0	2	7	3.5	5	0	0	0	0
Dec 23	at Sea	L	1/0	2	8	4.0	6	0	0	0	0
Dec 30	Arz	W	1/0	3	6	2.0	4	0	0	0	0
TOTALS			16/0	21	78	3.7	9	2	0	0	0

2012 Postseason

Date	Opp	W/L	P/S	Rsh	Yds	Avg	Lg	TD	Rec	Yds	TD
Jan 12	GB	W	1/0	1	2	2.0	2t	1	0	0	0
Jan 20	at Atl	W	1/0	1	4	4.0	4	0	0	0	0
Feb 3	Bal										
TOTALS			2/0	2	6	3.0	4	1	0	0	0

DIXON'S CAREER STATISTICS

YEAR	TEAM	GP	GS	ATT	RUSHING				RECEIVING				
					YDS	AVG	LG	TD	NO	YDS	AVG	LG	TD
2010	SF	16	0	70	237	3.4	34	2	5	11	2.2	8	0
2011	SF	16	0	29	87	3.0	9	2	1	6	6.0	6	0
2012	SF	16	0	21	78	3.7	9	2	0	0	–	–	0
TOTALS		48	0	120	402	3.4	34	6	6	17	2.8	8	0

PLAYOFFS

YEAR	TEAM	GP	GS	ATT	RUSHING				RECEIVING				
					YDS	AVG	LG	TD	NO	YDS	AVG	LG	TD
2011	SF	2	0	3	3	1.0	3	0	0	0	–	–	0
2012	SF	2	0	2	6	3.0	4	1	0	0	–	–	0
TOTALS		4	0	5	9	1.8	4	1	0	0	–	–	0

Additional Statistics:

Special Teams Tackles: Regular Season – 24: 2010 (9), 2011 (7), 2012 (8); Postseason – 1: 2011 (1)

Milestones:

NFL Debut: at Sea. (9/12/10); **First Rushing TD:** vs. NO (9/20/10 – 2–yd. run); **First Reception:** at Arz. (11/29/10 – 5–yd. recept. from QB Troy Smith)

DIXON'S CAREER HIGHS

Rushes: 14 (2 times) Last vs. Sea. (12/10/10)

Rushing Yards: 60 vs. Sea. (12/12/10)

Long Rush: 34 vs. Sea. (12/12/10)

Rushing TDs: 1 (6 times) Last vs. Mia. (12/9/12)

Receptions: 1 (6 times) Last at StL (1/1/12)

Long Reception: 8 vs. Sea. (12/12/10)

// TRANSACTIONS

Originally the first of three 6th-round (173rd overall) draft choices by SF in 2010.

// AWARDS & HONORS

2010: Thomas Herrion Award (Co-recipient with DT Will Tukuafu)

// 2011

- Registered his third career rushing TD vs. TB (10/9) on a 1-yd. run in 48-3 win.
- Notched his 2nd TD of the season and 4th of his career on a 1-yd. TD run in the 4th qtr. at StL (1/1).

// 2010

- Scored on a 2-yd. TD run on his first career carry vs. NO (9/20). He became the first RB in the NFL to score a TD on his first career carry since Jacksonville Jaguars RB Montell Owens vs. Hou. (9/28/08). The last 49er to score a TD on his first career carry was WR Terrell Owens at StL (10/25/98).
- Rushed for a then career-high 54 yds. and 1 TD on 14 carries at Arz. (11/29).
- Rushed for a career-high 60 yds. and tied his career-high with 14 carries vs. Sea. (12/12).

// COLLEGE

Played in 48 games (40 starts) and set school records with 3,994 yds. on 910 carries (4.4 ypc) and 42 TDs rushing. Also added 56 receptions for 449 yds. and 4 TDs through the air. Became the 7th player in SEC history to lead his team in rushing four separate years. Only RB Herschel Walker (994 carries) had more carries in SEC history, while his 42 TDs rank t-6th in SEC history. Eclipsed the 100-yd. plateau in 17 games, surpassing RB Jerious Norwood's school record of 13, 100-yd. Set the school record for most points in a career (276) and most all-purpose yds. (4,443 yds.). Earned first-team All-SEC honors as well as third-team All-American honors, as a senior. Rushed for a school-record 1,391 yds. on 257 carries and 12 TDs in 2009, while breaking Mississippi State's record for most 100-yd. games in a season (8). His 126.5 ypg led the SEC and ranked 6th in the nation. Appeared in 12 games as a true freshman and set numerous school single-season records for freshman, while leading the team with 668 yds. on 169 carries and 9 TDs.

// PERSONAL

- Attended Terry (Terry, MS) HS, where he was named first-team all-state by the *Jackson Clarion-Ledger* and the Mississippi Association of Coaches following his senior season, when he rushed for 2,683 yds. on 204 carries and 31 TDs. Also earned Metro POY honors as he gained over 150 yds. in 11 of 13 contests and led his team to the state quarterfinals. Selected to play in the Mississippi-Alabama High School All-Star Game.
- Was also a standout baseball player.
- Has three brothers, two of which are pursuing careers in professional sports. Rashun is an outfielder for the Stockton Ports an Oakland A's minor league affiliate. Deshun is in the Tampa Bay Rays minor league system. Antwon, played safety at Midwestern State.
- Lists music as his No. 1 hobby. "I listen to just about everything. I love music that tells a good story. It's good for critical thinking. In some ways I think it can help you grow."
- As a youth bailed hay as a part-time job.
- Born Anthony Rishard Dixon (9/24/87) in Jackson, MS.

DIXON'S GAME-BY-GAME

2010	Date	Opp	W/L	P/S	Rsh	Yds	Avg	Lg	TD	Rec	Yds	TD
Sep 12	at Sea	L	1/0	0	0	0.0	0	0	0	0	0	0
Sep 20	NO	L	1/0	1	2	2.0	2t	1	0	0	0	0
Sep 26	at KC	L	1/0	0	0	0.0	0	0	0	0	0	0
Oct 3	at Atl	L	1/0	1	3	3.0	3	0	0	0	0	0
Oct 10	Phi	L	1/0	0	0	0.0	0	0	0	0	0	0
Oct 17	Oak	W	1/0	1	9	9.0	9	0	0	0	0	0
Oct 24	at Car	L	1/0	1	-6	-6.0	-6	0	0	0	0	0
Oct 31	Den	W	1/0	5	11	2.2	4	0	0	0	0	0
Nov 14	StL	W	1/0	1	-1	-1.0	-1	0	0	0	0	0
Nov 21	TB	L	1/0	0	0	0.0	0	0	0	0	0	0
Nov 29	at Arz	W	1/0	14	54	3.9	9	1	1	-5	0	0
Dec 5	at GB	L	1/0	9	33	3.7	17	0	1	4	0	0
Dec 12	Sea	W	1/0	14	60	4.3	34	0	1	8	0	0
Dec 16	at SD	L	1/0	6	33	5.5	17	0	1	2	0	0
Dec 26	at StL	L	1/0	6	17	2.8	5	0	0	0	0	0
Jan 2	Arz	W	1/0	11	22	2.0	8	0	1	2	0	0
TOTALS			16/0	70	237	3.4	34	2	5	11	0	0

2011	Date	Opp	W/L	P/S	Rsh	Yds	Avg	Lg	TD	Rec	Yds	TD
Sep 11	Sea	W	1/0	0	0	0.0	0	0	0	0	0	0
Sep 18	Dal	L	1/0	1	6	6.0	6	0	0	0	0	0
Sep 25	at Cin	W	1/0	0	0	0.0	0	0	0	0	0	0
Oct 2	at Phi	W	1/0	0	0	0.0	0	0	0	0	0	0
Oct 9	TB	W	1/0	2	4	2.0	3	1	0	0	0	0
Oct 16	at Det	W	1/0	1	0	0.0	0	0	0	0	0	0
Oct 30	Cle	W	1/0	0	0	0.0	0	0	0	0	0	0
Nov 6	at Was	W	1/0	0	0	0.0	0	0	0	0	0	0
Nov 13	NYG	W	1/0	2	10	5.0	8	0	0	0	0	0
Nov 20	Arz	W	1/0	7	32	4.6	9	0	0	0	0	0
Nov 24	at Bal	L	1/0	0	0	0.0	0	0	0	0	0	0
Dec 4	StL	W	1/0	3	2	0.7	3	0	0	0	0	0
Dec 11	at Arz	L	1/0	0	0	0.0	0	0	0	0	0	0
Dec 19	Pit	W	1/0	5	12	2.4	4	0	0	0	0	0
Dec 24	at Sea	W	1/0	0	0	0.0	0	0	0	0	0	0
Jan 1	at StL	W	1/0	8	21	2.6	5	1	1	6	0	0
TOTALS			16/0	29	87	3.0	9	2	1	6	0	0

2011 Postseason

Date	Opp	W/L	P/S	Rsh	Yds	Avg	Lg	TD	Rec	Yds	TD
Jan 14	NO	W	1/0	0	0	0.0	0	0	0	0	0
Jan 22	NYG	L	1/0	3	3	1.0	3	0	0	0	0
TOTALS			1/0	3	3	1.0	3	0	0	0	0



DEMARCUS DOBBS

83

TIGHT END/DEFENSIVE TACKLE
6-2 | 282

GEORGIA | 2ND YEAR
BORN 11.30.87 | SAVANNAH, GA
ACQUIRED FA IN '11
CALVARY BAPTIST HS, SAVANNAH, GA

Demarcus Dobbs signed with the 49ers as an undrafted free agent out of the University of Georgia on July 27, 2011. A tough, hard-nosed defender, Dobbs took advantage of every opportunity presented to him throughout training camp to earn a spot on the 49ers 53-man roster, and later saw action on defense and special teams in 2011. With Dobbs, QB Scott Tolzien and NT Ian Williams making the 2011 opening day roster, it marked the first time since 2001 that the 49ers had at least three undrafted free agents make the team (4 in 2001 - DT John Schlect, LB Quincy Stewart, LB Shane Elam and P Jason Baker).

He and his agent looked over NFL rosters and decided that he would fit best in San Francisco. They could not have been more accurate. Dobbs worked tirelessly during 49ers training camp and preseason. He impressed players, coaches and staff with his determination and athletic ability. "I've always been a guy to work hard," Dobbs said. "I was voted the Defensive Leadership Award by the coaches at Georgia. I've always been a guy that gave great effort on the field. When I got here, I knew each day I was going to push hard and whatever happens, happens. As long as I can say that I gave my all and I did all I could do."

// 2012 HIGHLIGHTS

- Played on Injured Reserve List on 12/11.

// GOLDMINE

- After growing up in foster care and overcoming a multitude of obstacles that would discourage almost anyone, Dobbs poured himself into his schoolwork and vowed to graduate high school - something no one in his family had yet accomplished. While working diligently in school, he managed to shine on the football field as well, earning a football scholarship to the University of Georgia. Dobbs excelled academically at Georgia, just as he had done his whole life. He majored in consumer economics and earned his degree a year early so that he would be able to have internships and job experience during his final year of football eligibility. After graduation, Dobbs was hopeful - but always realistic - about his chances of playing in the NFL. Many speculated he would be drafted, but when he did not receive a phone call from a team on draft night, Dobbs did not give up.

DOBBS' GAME-BY-GAME

2012

Date	Opp	W/L	P/S	Tot	Sol	Ast	Sk	Yds	Int	Yds	PD	FF	FR	Yds	
Sep 9	at GB	W	1/0	0	0	0	0.0	0.0	0	0	0	0	0	0	
Sep 16	Det	W	1/0	0	0	0	0.0	0.0	0	0	0	0	0	0	
Sep 23	at Min	L	1/0	1	1	0	0.0	0.0	0	0	0	0	0	0	
Sep 30	at NYJ	W	1/0	0	0	0	0.0	0.0	0	0	0	0	0	0	
Oct 7	Buf	W	1/0	2	1	1	0.0	0.0	0	0	0	0	0	0	
Oct 14	NYG	L	1/0	0	0	0	0.0	0.0	0	0	0	0	0	0	
Oct 18	Sea	W	1/0	1	0	1	0.0	0.0	0	0	0	0	0	0	
Oct 29	at Arz	W	1/0	0	0	0	0.0	0.0	0	0	0	0	0	0	
Nov 11	StL	T	1/0	2	1	1	0.0	0.0	0	0	0	0	0	0	
Nov 19	Chi	W	1/0	0	0	0	0.0	0.0	0	0	0	0	0	0	
Nov 25	at NO	W	1/0	1	0	1	0.0	0.0	0	0	0	0	0	0	
Dec 2	at StL	L	-	-	-	-	INACTIVE	-	-	-	-	-	-	-	
Dec 9	Mia	W	1/0	0	0	0	0.0	0.0	0	0	0	0	0	0	
PLACED ON INJURED RESERVE ON 12/11 (KNEE)															
TOTALS				12/0	7	3	4	0.0	0.0	0	0	0	0	0	0

DOBBS' CAREER STATISTICS

YEAR	TEAM	GP	GS	TACKLES				YDS	INT	YDS	INTERCEPTIONS			FUMBLES		
				TOT	SOL	AST	SACKS				LG	TD	PD	FF	FR	YDS
2011	SF	12	0	3	1	2	0.0	0.0	0	0	0	0	0	0	0	0
2012	SF	12	0	7	3	4	0.0	0.0	0	0	0	0	0	0	0	0
TOTALS		24	0	10	4	6	0.0	0.0	0	0	0	0	0	0	0	0

PLAYOFFS

YEAR	TEAM	GP	GS	TACKLES				YDS	INT	YDS	INTERCEPTIONS			FUMBLES		
				TOT	SOL	AST	SACKS				LG	TD	PD	FF	FR	YDS
2011	SF	2	0	0	0	0	0.0	0.0	0	0	0	0	0	0	0	0
2012	SF	-	-	-	-	-	INJURED RESERVE	-	-	-	-	-	-	-	-	-
TOTALS		2	0	0	0	0	0.0	0.0	0	0	0	0	0	0	0	0

Additional Statistics:

Special Teams Tackles: Regular Season - 3: 2012 (3)

Milestones:

NFL Debut: vs. TB (10/9/11)


DOBBS' CAREER HIGHS

Total Tackles: 2 (3 times) Last vs. StL (11/11/12)

Assists: 2 vs. StL (12/4/11)

Solo: 1 (4 times) Last vs. StL (11/11/12)





DARIUS FLEMING

58

LINEBACKER
6-2 | 255

NOTRE DAME | ROOKIE
BORN 7.19.89 | CHICAGO, IL
ACQUIRED D-5 IN '12
ST. RITA HS, CHICAGO, IL

A versatile athlete who played both defensive end and outside linebacker for the Fighting Irish, Darius Fleming ranks 10th in Notre Dame history with 15 career sacks. He posted 158 career tackles and was named Notre Dame's Lineman of the Year in 2011, after recording 55 tackles.

// TRANSACTIONS

Originally a 5th-round (165th overall) draft choice by SF in 2012...
Placed on the Reserve/Physically Unable to Perform List on 8/27/12.

// 2012 HIGHLIGHTS

- Placed on the Reserve/Physically Unable to Perform List on 8/27.


// COLLEGE

Played in 50 games (36 starts) for the Irish, registering 158 tackles, 15.0 sacks, 32.5 TFLs, 2 INTs, 2 FFs and 7 PDs. Also added one blocked kick. As a senior, started all 13 games and tallied 55 tackles, 3.5 sacks, 7 TFLs, 1 INT, 1 FF, 1 blocked kick and was named Notre Dame's Lineman of the Year. In 2010, started all 13 games, registered 49 tackles and led the team with 6 sacks and 11 TFLs. As a sophomore, played in 11 games (7 starts) and recorded 29 tackles, 3 sacks and a team-high 12 TFLs. In 2009, played in all 13 games (3 starts) and posted 24 tackles, 2.5 sacks and 2.5 TFLs.

// PERSONAL

- Attended St. Rita (Chicago, IL) HS and was named Second-Team All-America by Scout.com, in addition to being named first-team all-state by the *Chicago Tribune*. Also named to the Best in the Midwest Top 20 Team by the *Detroit Free Press*.
- As a senior, led his high school to the Chicago Prep Bowl city championship.
- Named to the *Chicago Tribune* all-state special mention team following his junior season
- Born Darius Fleming (7/19/89) in Chicago, IL.
- Enrolled in the Mendoza College of Business and majored in business consulting.





TED GINN JR.

19

WIDE RECEIVER
5-11 | 180

OHIO STATE | 6TH YEAR
BORN 4.12.85 | CLEVELAND, OH
ACQUIRED TRADE IN '10 - MIA.
GLENVILLE HS, CLEVELAND, OH

Blessed with incredible speed and elusiveness, Ted Ginn Jr. was acquired in a trade with the Miami Dolphins in April of 2010. In 2011, Ginn Jr. picked up NFC Special Teams Player of the Week honors vs. Sea. (9/11) after becoming the only 49er in franchise history to return a kickoff and punt for a touchdown in the same game. He finished the year ranked 3rd in the NFL averaging 27.6 yard per kickoff return. One of the biggest influences in Ginn's life has been his high school football coach, his father, Ted Sr. The 9th overall selection in the 2007 NFL Draft, Ginn Jr. is one of only 10 players in NFL history to register 2 KORs for TDs in the same game [at NYJ (11/1/09)].

- Ginn Jr. became the 12th player in NFL history - and the first on Kickoff Weekend - to return a kickoff (102 yds.) and a punt (55 yds.) for a TD in the same game, vs. Sea. (9/11/11).

NFL PR YDS. LEADERS (SINCE 2010)	
Player	Yds.
1. Devin Hester, Chi.	1,349
2. Patrick Peterson, Arz.	1,125
3. Ted Ginn Jr., SF	1,113
4. Leon Washington, NYJ/Sea.	1,069

- Since joining the 49ers in 2010, Ginn Jr. ranks 3rd in the NFL in PR yds. (1,113) and 6th in PR return avg. (11.8) during that span.

// CAREER HIGHLIGHTS

- With 59 PR yds. at Arz. (10/29), Ginn Jr. moved into 5th place in 49ers history in PR yds. with 997. The following week, he reached 1,000 PR yds. as a member of the 49ers on 1st PR return vs. StL (11/11).

MOST CAREER PUNT RETURN YARDS IN 49ERS HISTORY			
Player	PRs	Yds.	Avg.
1. Dana McLemore (1982-87)	142	1,531	10.8
2. John Taylor (1987-95)	149	1,517	10.2
3. Bruce Taylor (1970-77)	142	1,323	9.3
4. Dexter Carter (1990-95)	117	1,213	10.4
5. Ted Ginn Jr. (2010-12)	94	1,113	11.8

// 2012 HIGHLIGHTS

- Returned from an ankle injury and made his season debut at NYJ (9/30) with 4 PRs for 40 yds. and rushed for 7 yds.
- Netted 111 all-purpose yds. vs. Sea. (10/18) with a 23.3 PR avg. (3 PRs, 70 yds.) and 20.5 avg. on 2 KR.

// GOLDMINE

- Growing up in Cleveland, Ted had the benefit of having his father, Ted Sr., as his coach and mentor. His father has been the football coach at Glenville High School in Cleveland since 1997 and the track coach there since 2002. In 1999, Glenville became the first Cleveland Municipal School to reach the State Playoffs and made six subsequent appearances from 2000 to 2005.

GINN'S GAME-BY-GAME

2012 Receiving

Date	Opp	W/L	P/S	Rec	Yds	Avg	Lg	TD
Sep 9	at GB	W	-	INACTIVE (Ankle)				-
Sep 16	Det	W	-	INACTIVE (Ankle)				-
Sep 23	at Min	L	-	INACTIVE (Ankle)				-
Sep 30	at NYJ	W	1/0	0	0	-	-	0
Oct 7	Buf	W	1/0	0	0	-	-	0
Oct 14	NYG	L	1/0	0	0	-	-	0
Oct 18	Sea	W	1/0	0	0	-	-	0
Oct 29	at Arz	W	1/0	1	0	0.0	0	0
Nov 11	StL	T	1/0	0	0	-	-	0
Nov 19	Chi	W	1/0	0	0	-	-	0
Nov 25	at NO	W	1/0	0	0	-	-	0
Dec 2	at StL	L	1/0	1	1	1.0	1	0
Dec 9	Mia	W	1/0	0	0	-	-	0
Dec 16	at NE	W	1/0	0	0	-	-	0
Dec 23	at Sea	L	1/0	0	0	-	-	0
Dec 30	Arz	W	1/0	0	0	-	-	0
TOTALS			13/0	2	1	0.5	1	0

2012 Postseason

Date	Opp	W/L	P/S	Rec	Yds	Avg	Lg	TD
Jan 12	GB	W	1/0	1	3	3.0	3	0
Jan 20	at Atl	W	1/0	0	0	-	-	0
Feb 3	Bal							
TOTALS			2/0	1	3	3.0	3	0

2012 Returns

Date	Opp	KR	Yds	Avg	Lg	TD	PR	FC	Yds	Avg	Lg	TD
Sep 9	at GB	-	-	-	-	-	INACTIVE (Ankle)		-	-	-	-
Sep 16	Det	-	-	-	-	-	INACTIVE (Ankle)		-	-	-	-
Sep 23	at Min	-	-	-	-	-	INACTIVE (Ankle)		-	-	-	-
Sep 30	at NYJ	0	0	-	-	0	4	3	40	10.0	20	0
Oct 7	Buf	0	0	-	-	0	3	0	19	6.3	11	0
Oct 14	NYG	0	0	-	-	0	2	1	22	11.0	14	0
Oct 18	Sea	2	41	20.5	26	0	3	1	70	23.3	38	0
Oct 29	at Arz	1	31	31.0	31	0	5	1	59	11.8	35	0
Nov 11	StL	5	118	23.6	28	0	2	0	23	11.5	12	0
Nov 19	Chi	3	63	21.0	23	0	4	0	19	4.8	12	0
Nov 25	at NO	0	0	-	-	0	2	0	13	6.5	13	0
Dec 2	at StL	0	0	-	-	0	2	1	6	3.0	6	0
Dec 9	Mia	0	0	-	-	0	1	0	12	12.0	12	0
Dec 16	at NE	0	0	-	-	0	3	1	15	5.0	8	0
Dec 23	at Sea	0	0	-	-	0	0	1	0	-	-	0
Dec 30	Arz	0	0	-	-	0	1	3	28	28.0	28	0
TOTALS		11	253	23.0	31	0	32	12	326	10.2	38	0

2012 Returns

Date	Opp	KR	Yds	Avg	Lg	TD	PR	FC	Yds	Avg	Lg	TD
Jan 12	GB	0	0	-	-	0	1	2	0	0.0	0	0
Jan 20	at Atl	0	0	-	-	0	1	1	20	20.0	20	0
Feb 3	Bal											
TOTALS		0	0	-	-	0	2	3	20	10.0	20	0

// GOLDMINE (CONTINUED)

- Ted Jr. played for his father during his prep career and credits his father with preparing him for the future. "It helped a lot," said Ted Jr. of having his father as a coach. "It prepared me well for all different

sorts of situations. He never showed any favoritism towards me. In fact, he might have been harder on me to make me an example. It prepared me well for the next levels and now, because I played for him, I feel as though I can adjust to any type of coach."

GINN'S CAREER NFL STATISTICS

YEAR	TEAM	GP	GS	RECEIVING					RUSHING				
				NO	YDS	AVG	LG	TD	ATT	YDS	AVG	LG	TD
2007	MIA	16	9	34	420	12.4	54	2	4	3	0.8	7	0
2008	MIA	16	14	56	790	14.1	64	2	5	73	14.6	40t	2
2009	MIA	16	12	38	454	11.9	53t	1	7	48	6.9	22	0
2010	SF	13	0	12	163	13.6	37t	1	2	11	5.5	9	0
2011	SF	14	3	19	220	11.6	26	0	8	68	8.5	24	0
2012	SF	13	0	2	1	0.5	1	0	1	7	7.0	0	0
TOTALS		88	38	161	2,048	12.7	64	6	27	210	7.8	40t	2

PLAYOFFS

YEAR	TEAM	GP	GS	RECEIVING					RUSHING				
				NO	YDS	AVG	LG	TD	ATT	YDS	AVG	LG	TD
2008	MIA	1	1	5	38	7.6	9	0	0	0	–	–	0
2011	SF	1	0	1	11	11.0	11	0	1	3	3.0	3	0
2012	SF	2	0	1	3	3.0	3	0	0	0	–	–	0
TOTALS		4	1	7	53	7.4	11	0	1	3	3.0	3	0

YEAR	TEAM	KICKOFF RETURNS					PUNT RETURNS					
		NO	YDS	AVG	LG	TD	NO	FC	YDS	AVG	LG	TD
2007	MIA	63	1433	22.7	52	0	24	15	230	9.6	87t	1
2008	MIA	32	657	20.5	41	0	7	1	54	7.7	15	0
2009	MIA	52	1296	24.9	101t	2	5	0	28	5.6	12	0
2010	SF	47	992	21.1	61	0	24	18	321	13.4	78t	1
2011	SF	29	800	27.6	102t	1	38	18	466	12.3	55t	1
2012	SF	11	253	23.0	31	0	32	12	326	10.2	38	0
TOTALS		234	5,431	23.2	102t	3	130	64	1,425	11.0	87t	3

PLAYOFFS

YEAR	TEAM	KICKOFF RETURNS					PUNT RETURNS					
		NO	YDS	AVG	LG	TD	NO	FC	YDS	AVG	LG	TD
2008	MIA	1	14	14.0	14	0	0	0	0	–	–	0
2011	SF	0	0	–	–	0	2	1	23	11.5	16	0
2012	SF	0	0	–	–	0	2	3	20	10.0	20	0
TOTALS		1	14	14.0	14	0	4	4	43	10.8	20	0

Additional Statistics:

Special Teams Tackles – 2: 2007 (2)

Special Teams Fumble Recoveries – 4: 2007 (1), 2008 (1), 2009 (1), 2010 (1)

Fumbles–Lost – 15–2: 3–1 in 2007, 5–0 in 2008, 2–0 in 2009, 1–0 in 2010, 4–1 in 2012

Additional Postseason Statistics:

Fumble Recoveries – 1: 2008 (1)

Milestones:

NFL Debut: at Was. (9/9/07); **First Start:** at Cle. (10/14/07); **First Reception:** at NYJ (9/23/07 – 15–yd. pass from QB Trent Green); **First TD Reception:** vs. NYG (10/28/07 – 21–yd. pass from QB Cleo Lemon); **100–Yd. Games:** 2, Last vs. Ind. (9/21/09 – 108 yds.); **Punt Return TD:** 1 (3 times), Last vs. Sea. (9/11/11 – 55 yds.); **Kickoff Return TD:** 1 (3 times), Last vs. Sea. (9/11/11 – 102 yds.); **Punt Return TD & Kickoff Return TD in same game:** 1 vs. Sea. (9/11/11)

GINN'S CAREER HIGHS

Receptions: 11 vs. Ind. (9/21/09)

Receiving Yards: 175 vs. Buf. (10/26/08)

Long Reception: 64 vs. Buf. (10/26/08)

Receiving Touchdowns: 1 (6 times) Last vs. Arz. (1/2/11)

Carries: 2 (3 times) Last at Det. (10/16/11)

Long Rush: 40t vs. Oak. (11/16/08)

Rushing Touchdowns: 1 (2 times) Last at KC (12/21/08)

Kickoff Returns: 8 (2 times) Last vs. NE (11/23/08)

Kickoff Return Yards: 299 at NYJ (11/1/09)

Punt Returns: 5 (3 times) Last at Arz. (10/29/12)

Punt Return Yards: 99 at Phi. (11/18/07)

// TRANSACTIONS

Originally a 1st-round (9th pick overall) draft choice by Mia. in 2007...Traded by Mia. to SF for a 2010 5th-round (145th overall) draft choice on 4/16/10. The Dolphins selected CB Nolan Barroll (Maryland) with that pick...Re-signed contract with SF on 3/22/11.

// AWARDS & HONORS:

2007: Pepsi NFL Rookie of the Week (Week 11)

2009: AFC Special Teams Player of the Week (Week 8) | AFC Special Teams Player of the Month (November)

2011: NFC Special Teams Player of the Week (Week 1)

// 2011 (SAN FRANCISCO)

- First player in franchise history to return a kickoff and punt for a TD in the same game (vs. Sea., 9/11). Registered a kickoff return for a TD (102 yds.) and a punt return for a TD (55 yds.) in the 4th qtr. Ginn's 268 return yds. were the most in a single game in franchise history.
- Ranked 3rd in the NFL in kickoff return avg. (27.6).
- Started in his first game at WR since 1/3/10 and recorded a 40-yd. punt return at Det. (10/16), while trailing 19-15 with 5:29 to go. The 49ers moved down the field and scored what proved to be the game-winning TD eight plays later on 4th-and-goal.
- Registered 100 yds. on 4 KR and 93 yds. on 4 PR at Arz. (12/11). He returned a punt 52 yds. down to the Cardinals' 4-yd. line on the final play of the 1st qtr.

// 2010 (SAN FRANCISCO)

- Ranked 3rd in the NFL in punt return avg. (13.6).
- Registered 181 kickoff return yds. vs. Phi. (10/10), the most by the 49ers since CB Allen Rossum tallied 186 kickoff return yds. at Arz. (11/10/08).
- Registered a 41-yd. kickoff return and 42-yd. punt return at Arz. (11/29). Both returns led to TD drives by the offense.
- Registered a season-long 78-yd. punt return for a TD at StL (12/26), his first as a 49er, and his first PR for a TD since 11/18/07 at Phi. It also marked the 49ers first PR for a TD since WR Otis Amey notched a 75-yd. PR for a TD vs. StL (9/11/05).
- Registered his first rec. TD as a 49er on a 37-yd. pass TD from QB Alex Smith vs. Arz. (1/2).

// 2009 (MIAMI)

- Tallied a career-high 11 receipts. for 108 yds. vs. Ind. (9/21). His 108 rec. yds. were the 2nd-highest single game total in his career [175 yds. vs. Buf. (10/26/08)].
- Caught a go-ahead 53-yd. TD pass from QB Chad Henne vs. NYJ (10/12).
- Displayed his playmaking ability on special teams, earning AFC Special Teams POW honors after returning 2 kickoffs (100, 101) for TDs at NYJ (11/1). The 2 TD returns off kickoffs in a single game tied an NFL record.
- Was later named AFC Special Teams Player of the Month (November) after having returned 21 kickoffs for 646 yds. (31.7 avg.) and 2 TDs in the five-game span.

// 2008 (MIAMI)

- Led the Dolphins with career highs in receipts. (56) and rec. yds. (790).
- Had a career day vs. Buf. (10/26), as he led the Dolphins with 7 catches for 175 yds., including a career-long 64-yd. receipt. The 175 yds. marked the first 100-yd. rec. game of his career, as well as the most by a Dolphin since WR Chris Chambers hauled in 15 catches for a club-record 238 yds. vs. Buf. on (12/24/05).
- Recorded a season-high 154 kickoff return yds. vs. NE (11/23).

// 2007 (MIAMI)

- His 34 receipts. for 420 yds. were the most by a Dolphins rookie WR since 2001, when WR Chris Chambers caught 48 passes for 883 yds.
- Returned 24 punts for a 9.6-yd. avg., ranking 4th in the AFC and 6th in the NFL, while fielding 63 kickoffs for a 22.7-yd. avg.
- Set a Dolphins rookie record with 2,086 all-purpose yds.
- Ranked 2nd in franchise history with 1,433 kickoff return yds., trailing only CB Brock Marion (1,524 yds. in 1999).

// COLLEGE

A three-year letterman at Ohio State (2004-06), played in 37 games (31 starts). Amassed 135 receipts. for 1,943 yds. and 15 TDs, while also rushing for 213 yds. and 3 TDs on 28 atts. Also returned 64 punts for a 14.1-yd. avg. and 6 TDs and 38 kickoffs for a 26.6-yd. avg. and 2 TDs. His 8 total TDs via returns tied an NCAA record. As a senior, earned second-team All-American and first-team All-Big Ten honors after recording a career-high 59 receipts. for 781 yds. and 9 TDs. Capped career by scoring on a 93-yd. kickoff return to open the BCS National Championship Game against Florida. In 2005, registered a kickoff return avg. of 29.6 yds. that led the conference and ranked 4th nationally. Became the first player in school history to score a TD receiving, rushing, returning a kickoff and returning a punt in the same season. As a freshman, led the nation and set a school single-season record by averaging 25.6-yds. on 15 punt returns.

// PERSONAL

- Attended Glenville (Cleveland, OH) HS, where he lettered in football, basketball and track.
- As a DB, was the *USA Today* Defensive POY as well as a *Parade* All-American as a senior. Also played QB, WR and RB, while returning punts and kickoffs.
- Played in the U.S. Army All-America game following his senior season and was named the game's MVP after he returned a punt for a touchdown.
- Was the HS national champion in the 110-meter high hurdles, as a junior, and recorded the best time in the nation as a senior, when he won the state title for the second consecutive year.
- Also clocked a personal best 10.5 seconds in the 100-meter dash.
- Born Theodore Ginn Jr. (4/12/85) in Cleveland, OH.

// INJURY REPORT

2010: Inactive for 3 games [vs. NO (9/20), at KC (9/26) and at Atl. (10/3)] with a knee injury suffered at Sea. (9/12).

2011: Inactive (ankle) at Sea. (12/24) and at StL (1/1). Inactive (knee) vs. NYG (1/22).

2012: Inactive (ankle) for 1st 3 games of the season at GB (9/9), vs. Det. (9/16) and at Min. (9/23).

GINN'S GAME-BY-GAME

2007 Receiving (Miami)

Date	Opp	W/L	P/S	Rec	Yds	Avg	Lg	TD
Sep 9	at Was	L	1/0	0	0	0.0	0	0
Sep 16	Dal	L	1/0	0	0	0.0	0	0
Sep 23	at NYJ	L	1/0	1	15	15.0	15	0
Sep 30	Oak	L	1/0	0	0	0.0	0	0
Oct 7	at Hou	L	1/0	1	36	36.0	36	0
Oct 14	at Cle	L	1/1	1	32	32.0	32	0
Oct 21	NE	L	1/1	3	37	12.3	15	0
Oct 28	NYG	L	1/1	1	21	21.0	21t	1
Nov 11	Buf	L	1/1	1	12	12.0	12	0
Nov 18	at Phi	L	1/0	4	52	13.0	22	0
Nov 26	at Pit	L	1/0	3	35	11.7	15	0
Dec 2	NYJ	L	1/1	3	19	6.3	10	0
Dec 9	at Buf	L	1/1	4	67	16.8	54	0
Dec 16	Bal	W	1/1	1	14	14.0	14	0
Dec 23	at NE	L	1/1	4	27	6.8	10	0
Dec 30	Cin	L	1/1	7	53	7.6	13	1
TOTALS			16/9	34	420	12.4	54	2

2008 Returns (Miami)

Date	Opp	KR	Yds	Avg	Lg	TD	PR	FC	Yds	Avg	Lg	TD
Sep 7	NYJ	0	0	0.0	0	0	3	0	13	4.3	9	0
Sep 14	at Arz	0	0	0.0	0	0	0	0	0	0.0	0	0
Sep 21	at NE	0	0	0.0	0	0	0	0	0	0.0	0	0
Oct 5	SD	0	0	0.0	0	0	1	0	11	11.0	11	0
Oct 12	at Hou	0	0	0.0	0	0	0	0	0	0.0	0	0
Oct 19	Bal	5	93	18.6	31	0	0	0	0	0.0	0	0
Oct 26	Buf	3	37	12.3	26	0	0	0	0	0.0	0	0
Nov 2	at Den	1	41	41.0	41	0	0	0	0	0.0	0	0
Nov 9	Sea	3	88	29.3	37	0	0	0	0	0.0	0	0
Nov 16	Oak	3	53	17.7	22	0	2	0	23	11.5	15	0
Nov 23	NE	8	154	19.3	36	0	1	0	0	0.0	0	0
Nov 30	at StL	5	99	19.8	23	0	0	0	0	0.0	0	0
Dec 7	at Buf	1	22	22.0	22	0	1	0	7	7.0	7	0
Dec 14	SF	3	70	23.3	34	0	0	0	0	0.0	0	0
Dec 21	at KC	0	0	0.0	0	0	0	0	0	0.0	0	0
Dec 28	at NYJ	0	0	0.0	0	0	0	0	0	0.0	0	0
TOTALS		32	657	20.5	41	0	7	1	54	7.7	15	0

2007 Returns (Miami)

Date	Opp	KR	Yds	Avg	Lg	TD	PR	FC	Yds	Avg	Lg	TD
Sep 9	at Was	3	70	23.3	34	0	4	0	20	5.0	9	0
Sep 16	Dal	6	121	20.2	31	0	3	1	37	12.3	23	0
Sep 23	at NYJ	3	80	26.7	39	0	2	1	6	3.0	6	0
Sep 30	Oak	3	58	19.3	33	0	0	1	0	0.0	0	0
Oct 7	at Hou	5	176	35.2	52	0	0	1	0	0.0	0	0
Oct 14	at Cle	5	122	24.4	33	0	1	0	10	10.0	10	0
Oct 21	NE	4	86	21.5	27	0	0	0	0	0.0	0	0
Oct 28	NYG	3	65	21.7	24	0	0	1	0	0.0	0	0
Nov 11	Buf	2	29	14.5	15	0	2	1	16	8.0	9	0
Nov 18	at Phi	2	52	26.0	29	0	3	0	99	33.0	87t	1
Nov 26	at Pit	1	23	23.0	21	0	0	4	0	0.0	0	0
Dec 2	NYJ	8	198	24.8	30	0	0	1	0	0.0	0	0
Dec 9	at Buf	3	51	17.0	28	0	4	1	3	0.8	6	0
Dec 16	Bal	5	112	22.4	43	0	3	0	31	10.3	13	0
Dec 23	at NE	4	79	19.8	23	0	1	1	2	2.0	2	0
Dec 30	Cin	6	111	18.5	32	0	1	2	6	6.0	6	0
TOTALS		63	1,433	22.7	52	0	24	15	230	9.6	87t	1

2008 Postseason Returns (Miami)

Date	Opp	KR	Yds	Avg	Lg	TD	PR	FC	Yds	Avg	Lg	TD
Jan 4	Bal	1	14	14.0	14	0	0	0	0	0.0	0	0
TOTALS		1	14	14.0	14	0	0	0	0	0.0	0	0

2009 Receiving (Miami)

Date	Opp	W/L	P/S	Rec	Yds	Avg	Lg	TD
Sep 13	at Atl	L	1/1	2	26	13.0	16	0
Sep 21	Ind	L	1/1	11	108	9.8	21	0
Sep 27	at SD	L	1/1	0	0	0.0	0	0
Oct 4	Buf	W	1/1	1	4	4.0	4	0
Oct 12	NYJ	W	1/0	2	57	28.5	53t	1
Oct 25	NO	L	1/1	2	16	8.0	10	0
Nov 1	at NYJ	W	1/0	0	0	0.0	0	0
Nov 8	at NE	L	1/0	1	7	7.0	7	0
Nov 15	TB	W	1/1	0	0	0.0	0	0
Nov 19	at Car	W	1/1	4	32	8.0	16	0
Nov 29	at Buf	L	1/1	2	18	9.0	11	0
Dec 6	NE	W	1/1	2	34	17.0	19	0
Dec 13	at Jax	W	1/0	1	12	12.0	12	0
Dec 20	at Ten	L	1/1	2	38	19.0	19	0
Dec 27	Hou	L	1/1	5	82	16.4	35	0
Jan 3	Pit	L	1/1	3	20	6.7	8	0
TOTALS			16/12	38	454	11.9	53t	1

2008 Receiving (Miami)

Date	Opp	W/L	P/S	Rec	Yds	Avg	Lg	TD
Sep 7	NYJ	L	1/1	2	17	8.5	14	0
Sep 14	at Arz	L	1/1	1	9	9.0	9	0
Sep 21	at NE	W	1/1	5	49	9.8	18	0
Oct 5	SD	W	1/1	7	55	7.9	14	0
Oct 12	at Hou	L	1/1	1	-1	-1.0	-1	0
Oct 19	Bal	L	1/1	4	48	12.0	19	0
Oct 26	Buf	W	1/1	7	175	25.0	64	0
Nov 2	at Den	W	1/1	3	38	12.7	13	0
Nov 9	Sea	W	1/0	4	67	16.8	39t	1
Nov 16	Oak	W	1/1	4	51	12.8	23	0
Nov 23	NE	L	1/1	5	88	17.6	46	0
Nov 30	at StL	W	1/1	4	55	13.8	19	0
Dec 7	at Buf	W	1/1	1	18	18.0	18	0
Dec 14	SF	W	1/1	2	6	3.0	6	0
Dec 21	at KC	W	1/1	4	44	11.0	18	0
Dec 28	at NYJ	W	1/0	2	71	35.5	44	1
TOTALS			16/14	56	790	14.1	64	2

2009 Returns (Miami)

Date	Opp	KR	Yds	Avg	Lg	TD	PR	FC	Yds	Avg	Lg	TD
Sep 13	at Atl	3	55	18.3	21	0	0	0	0	0.0	0	0
Sep 21	Ind	0	0	0.0	0	0	0	0	0	0.0	0	0
Sep 27	at SD	0	0	0.0	0	0	0	0	0	0.0	0	0
Oct 4	Buf	0	0	0.0	0	0	1	0	11	11.0	11	0
Oct 12	NYJ	1	32	32.0	32	0	0	0	0	0.0	0	0
Oct 25	NO	4	103	25.8	34	0	1	0	-2	-2.0	-2	0
Nov 1	at NYJ	6	299	49.8	101t	2	0	0	0	0.0	0	0
Nov 8	at NE	4	97	24.3	37	0	0	0	0	0.0	0	0
Nov 15	TB	5	90	18.0	28	0	1	0	7	7.0	7	0
Nov 19	at Car	2	85	42.5	48	0	0	0	0	0.0	0	0
Nov 29	at Buf	4	75	18.8	21	0	1	0	12	12.0	12	0
Dec 6	NE	4	107	26.8	51	0	0	0	0	0.0	0	0
Dec 13	at Jax	3	66	22.0	27	0	0	0	0	0.0	0	0
Dec 20	at Ten	6	104	17.3	23	0	1	0	0	0.0	0	0
Dec 27	Hou	6	121	20.2	29	0	0	0	0	0.0	0	0
Jan 3	Pit	4	62	15.5	22	0	0	0	0	0.0	0	0
TOTALS		52	1,296	24.9	101t	2	5	0	28	5.6	12	0

2008 Postseason Receiving (Miami)

Date	Opp	W/L	P/S	Rec	Yds	Avg	Lg	TD
Jan 4	Bal	L	1/1	5	38	7.6	9	0
TOTALS			1/1	5	38	7.6	9	0

GINN'S GAME-BY-GAME

2010 Receiving (San Francisco)

Date	Opp	W/L	P/S	Rec	Yds	Avg	Lg	TD	
Sep 12	at Sea	L	1/0	1	19	19.0	19	0	
Sep 20	NO	L	-	INACTIVE (Knee)					-
Sep 26	at KC	L	-	INACTIVE (Knee)					-
Oct 3	at Atl	L	-	INACTIVE (Knee)					-
Oct 10	Phi	L	1/0	2	26	13.0	17	0	
Oct 17	Oak	W	1/0	2	23	11.5	19	0	
Oct 24	at Car	L	1/0	0	0	0.0	0	0	
Oct 31	Den	W	1/0	0	0	0.0	0	0	
Nov 14	StL	W	1/0	0	0	0.0	0	0	
Nov 21	TB	L	1/0	1	7	7.0	7	0	
Nov 29	at Arz	W	1/0	1	11	11.0	11	0	
Dec 5	at GB	L	1/0	0	0	0.0	0	0	
Dec 12	Sea	W	1/0	0	0	0.0	0	0	
Dec 16	at SD	L	1/0	2	14	7.0	9	0	
Dec 26	at StL	L	1/0	1	22	22.0	22	0	
Jan 2	Arz	W	1/0	2	41	20.5	37t	1	
TOTALS			13/0	12	163	13.6	37t	1	

2011 Receiving (San Francisco)

Date	Opp	W/L	P/S	Rec	Yds	Avg	Lg	TD	
Sep 11	Sea	W	1/0	0	0	0.0	0	0	
Sep 18	Dal	L	1/0	4	38	9.5	14	0	
Sep 25	at Cin	W	1/0	0	0	0.0	0	0	
Oct 2	at Phi	W	1/0	0	0	0.0	0	0	
Oct 9	TB	W	1/0	0	0	0.0	0	0	
Oct 16	at Det	W	1/1	2	24	12.0	18	0	
Oct 30	Cle	W	1/1	0	0	0.0	0	0	
Nov 6	at Was	W	1/0	1	14	14.0	14	0	
Nov 13	NYG	W	1/0	3	39	13.0	16	0	
Nov 20	Arz	W	1/0	0	0	0.0	0	0	
Nov 24	at Bal	L	1/0	2	21	10.5	12	0	
Dec 4	StL	W	1/1	4	56	14.0	26	0	
Dec 11	at Arz	L	1/0	2	14	7.0	7	0	
Dec 19	Pit	W	1/0	1	14	14.0	14	0	
Dec 24	at Sea	W	-	INACTIVE (Ankle)					-
Jan 1	at StL	W	-	INACTIVE (Ankle)					-
TOTALS			14/3	19	220	11.6	26	0	

2010 Returns (San Francisco)

Date	Opp	KR	Yds	Avg	Lg	TD	PR	FC	Yds	Avg	Lg	TD
Sep 12	at Sea	3	54	18.0	34	0	2	1	27	13.5	16	0
Sep 20	NO	-	-	-	INACTIVE (Knee)							
Sep 26	at KC	-	-	-	INACTIVE (Knee)							
Oct 3	at Atl	-	-	-	INACTIVE (Knee)							
Oct 10	Phi	5	181	36.2	61	0	2	1	9	4.5	11	0
Oct 17	Oak	2	48	24.0	27	0	4	1	37	9.3	20	0
Oct 24	at Car	2	47	23.5	24	0	3	0	24	8.0	12	0
Oct 31	Den	4	89	22.3	36	0	2	2	15	7.5	14	0
Nov 14	StL	3	42	14.0	15	0	0	5	0	0.0	0	0
Nov 21	TB	3	69	23.0	30	0	0	0	0	0.0	0	0
Nov 29	at Arz	2	62	31.0	41	0	2	1	54	27.0	42	0
Dec 5	at GB	5	81	16.2	32	0	2	0	31	15.5	19	0
Dec 12	Sea	3	60	20.0	25	0	1	1	3	3.0	3	0
Dec 16	at SD	7	116	16.6	22	0	2	1	24	12.0	23	0
Dec 26	at StL	6	100	16.7	20	0	3	3	97	32.3	78t	1
Jan 2	Arz	2	43	21.5	24	0	1	2	0	0.0	0	0
TOTALS		47	992	21.1	61	0	24	18	321	13.4	78t	1

2011 Receiving Postseason (San Francisco)

Date	Opp	W/L	P/S	Rec	Yds	Avg	Lg	TD	
Jan 14	NO	W	1/0	1	11	11.0	11	0	
Jan 22	NYG	L	-	INACTIVE (Knee)					-
TOTALS			1/0	1	11	11.0	11	0	

2011 Returns (San Francisco)

Date	Opp	KR	Yds	Avg	Lg	TD	PR	FC	Yds	Avg	Lg	TD
Sep 11	Sea	4	176	44.0	102t	1	5	1	92	18.4	55t	1
Sep 18	Dal	0	0	0.0	0	0	4	0	45	11.3	20	0
Sep 25	at Cin	2	59	29.5	32	0	3	2	19	6.3	9	0
Oct 2	at Phi	3	74	24.7	30	0	2	0	-6	-3.0	0	0
Oct 9	TB	0	0	0.0	0	0	3	2	51	17.0	29	0
Oct 16	at Det	4	105	26.3	31	0	3	3	72	24.0	40	0
Oct 30	Cle	2	33	16.5	22	0	2	2	18	9.0	18	0
Nov 6	at Was	1	20	20.0	20	0	5	0	47	9.4	19	0
Nov 13	NYG	2	55	27.5	31	0	0	0	0	0.0	0	0
Nov 20	Arz	2	42	21.0	24	0	4	0	16	4.0	10	0
Nov 24	Bal	3	93	31.0	36	0	0	3	0	0.0	0	0
Dec 4	StL	1	31	31.0	31	0	3	2	19	6.3	11	0
Dec 11	at Arz	4	100	25.0	33	0	4	2	93	23.3	52	0
Dec 19	Pit	1	12	12.0	12	0	0	1	0	0.0	0	0
Dec 24	at Sea	-	-	-	INACTIVE (Ankle)							
Jan 1	at StL	-	-	-	INACTIVE (Ankle)							
TOTALS		29	800	27.6	102t	1	38	18	466	12.3	55t	1

2011 Returns Postseason (San Francisco)

Date	Opp	KR	Yds	Avg	Lg	TD	PR	FC	Yds	Avg	Lg	TD
Jan 14	NO	0	0	0.0	0	0	2	1	23	11.5	16	0
Jan 22	NYG	-	-	-	INACTIVE (Knee)							
TOTALS		0	0	0.0	0	0	2	1	23	11.5	16	0



DASHON GOLDSON 38

SAFETY
6-2 | 200

WASHINGTON | 6TH YEAR
BORN 9.18.84 | CARSON, CA
ACQUIRED D-4B IN '07
NARBONNE HS, HARBOR CITY, CA

Dashon Goldson is a talented safety with great size, range and aggressiveness. Originally selected by the 49ers in the 4th round of the 2007 NFL Draft, Goldson became the team's starting FS in 2009. In 2011, Goldson earned his first Pro Bowl selection as he recorded 80 tackles and six interceptions, which tied for second most in the NFL. Goldson grew up in Southern California where he started The Highest Point Foundation to provide motivational outlets for youth through sports programs, such as camps and clinics, in order to take them off the streets and onto the field, making more productive use of their time and physical abilities.



// CAREER HIGHLIGHTS

- Since 2011, Goldson has intercepted 9 passes, t-6th most in the NFL during that span.

// 2012 AWARDS & HONORS

- AP First-Team All-Pro
- First-Team All-Pro by *Sports Illustrated's* Peter King
- 2012 NFC Pro Bowl (Starter)

// 2012 HIGHLIGHTS

- Picked off QB Matthew Stafford in the 1st qtr. vs. Det (9/16), marking his first INT of the season. The takeaway led to a 1-yd. TD run by RB Frank Gore.
- Was part of defense that held NYJ (9/30) to 145 total yds. on offense and just 45 yds. rushing in 34-0 road win. The defensive unit recorded 3.0 sacks, 3 FRs and 1 TD.
- Recorded 2 PDs and notched his 1st FF of the season at NYJ (9/30), jarring the ball from TE Dedrick Epps.
- Recovered TE Scott Chandler fumble vs. Buf. (10/7) that LB Patrick Willis forced. The takeaway led to a 28-yd. TD receipt. by WR Michael Crabtree one play later. Goldson and the 49ers secondary held Buf. to 115 yds. passing in the 45-3 win.
- Intercepted QB Russell Wilson in the 3rd qtr. vs. Sea. (10/18).

THE SCOUTING REPORT

"He's made little strides in all areas. Little strides in a lot of areas equals a big difference. He played well for us last year. He's even playing better this year. He's doing everything a little bit better. And that's saying a lot because he was a Pro Bowl safety for us last year."
- 49ers Defensive Coordinator Vic Fangio

- Was part of the defense that did not allow a TD in back-to-back games vs. Sea. (10/18) and at Arz. (10/29), limiting Sea. to only 2 FGs. and Arz. to 3 pts. It was part of a stretch where the 49ers defense did not allow a TD in 4 of 5 games, a first in franchise history.
- Goldson and the 49ers defense held Arz. (10/29) to just 7 yds. rushing, tying the fewest rushing yds. the 49ers have allowed in a single game in franchise history [7 at NO (10/1/72)], and the lowest rushing output allowed in any game during the entire 2012 NFL season.
- Picked off QB Jason Campbell vs. Chi. (11/19) late in the 3rd qtr. The takeaway led to a 32-yd. FG by Akers.
- Helped limit Chi. (11/19) to 143 yds. of total offense (85 rushing; 58 passing). The 143 yds. of total offense allowed was the 2nd lowest total in the NFL this season at that point, [Hou. allowed 117 yds. at Jax. (9/16)] and fewest given up by the 49ers since 1/3/10 (109 yds. at StL). The 58 passing yds. allowed by the 49ers defense are the fewest given up since 1/3/10 (22 yds. at StL).
- Recovered a RB Stevan Ridley fumble at NE (12/16), returning it 66 yds. to set up a RB Frank Gore TD one play later.

GOLDSON'S GAME-BY-GAME

2012

Date	Opp	W/L	P/S	Tot	Sol	Ast	Sk	Yds	Int	Yds	PD	FF	FR	Yds
Sep 9	at GB	W	1/1	5	3	2	0.0	0.0	0	0	0	0	0	0
Sep 16	Det	W	1/1	9	7	2	0.0	0.0	1	20	1	0	0	0
Sep 23	at Min	L	1/1	2	2	0	0.0	0.0	0	0	1	0	0	0
Sep 30	at NYJ	W	1/1	5	3	2	0.0	0.0	0	0	2	1	0	0
Oct 7	Buf	W	1/1	8	3	5	0.0	0.0	0	0	0	0	1	5
Oct 14	NYG	L	1/1	11	5	6	0.0	0.0	0	0	0	0	0	0
Oct 18	Sea	W	1/1	8	5	3	0.0	0.0	1	1	2	0	0	0
Oct 29	at Arz	W	1/1	10	6	4	0.0	0.0	0	0	1	0	0	0
Nov 11	StL	T	1/1	11	8	3	0.0	0.0	0	0	1	0	0	0
Nov 19	Chi	W	1/1	3	1	2	0.0	0.0	1	0	1	0	0	0
Nov 25	at NO	W	1/1	6	3	3	0.0	0.0	0	0	0	0	0	0
Dec 2	at StL	L	1/1	8	5	3	0.0	0.0	0	0	1	0	0	0
Dec 9	Mia	W	1/1	10	4	6	0.0	0.0	0	0	0	0	0	0
Dec 16	at NE	W	1/1	7	5	2	0.0	0.0	0	0	0	0	1	66
Dec 23	at Sea	L	1/1	3	2	1	0.0	0.0	0	0	1	0	0	0
Dec 30	Arz	W	1/1	3	3	0	0.0	0.0	0	0	0	0	0	0
TOTALS				16/16	109	65	44	0.0	0.0	3	21	11	1	2 71

2012 Postseason

Date	Opp	W/L	P/S	Tot	Sol	Ast	Sk	Yds	Int	Yds	PD	FF	FR	Yds
Jan 12	GB	W	1/1	10	5	5	0.0	0.0	0	0	0	1	0	0
Jan 20	at Atl	W	1/1	7	3	4	0.0	0.0	0	0	0	0	0	0
Feb 3	Bal													
TOTALS				2/2	17	8	9	0.0	0.0	0	0	0	1	0 0

// GOLDMINE

- The Highest Point Foundation was created in 2009 by Dashon to provide motivational outlets for youth through sports programs, such as camps and clinics, in order to take them off the streets and onto the field, making more productive use of their time and physical abilities. In many communities throughout Southern California, where Dashon grew up, young people are plagued with issues such as dropping out of school, drug use, tobacco use, underage drinking, gang violence, poverty, parental neglect and homelessness. Many of these issues have caused them to make the wrong choices in life, where they oftentimes end up in a far worse place – and possibly jail. Dashon has seen far too much happen to the communities around him and he wants to do his part to give back – utilizing the resources that he has acquired as a professional athlete to help make a difference in people's lives. Whether it's assisting with preventative measures to ensure a child does not take the wrong path in life, or transitional measures to help someone who was previously incarcerated adjust to life as a responsible adult, Dashon vows to encourage individuals to reach "the highest point" in life through the lessons he has personally learned in the sport of football, as well as through various programs and initiatives under his foundation.

GOLDSON'S CAREER STATISTICS

YEAR	TEAM	GP	GS	TACKLES					INTERCEPTIONS					FUMBLES		
				TOT	SOL	AST	SACKS	YDS	INT	YDS	LG	TD	PD	FF	FR	YDS
2007	SF	10	0	15	7	8	0.0	0.0	0	0	0	0	2	0	0	0
2008	SF	9	2	23	12	11	0.0	0.0	0	0	0	0	1	0	0	0
2009	SF	16	16	114	88	26	2.0	7.0	4	39	34	0	6	3	1	0
2010	SF	16	16	102	74	28	1.0	8.0	1	39	39t	1	6	0	0	0
2011	SF	14	14	80	58	22	0.0	0.0	6	53	21	0	9	1	1	0
2012	SF	16	16	109	65	44	0.0	0.0	3	21	20	0	11	1	2	71
TOTALS		81	64	443	304	139	3.0	15.0	14	152	39t	1	35	5	4	71

PLAYOFFS

YEAR	TEAM	GP	GS	TACKLES					INTERCEPTIONS					FUMBLES		
				TOT	SOL	AST	SACKS	YDS	INT	YDS	LG	TD	PD	FF	FR	YDS
2011	SF	2	2	20	13	7	0.0	0.0	1	41	41	0	3	0	0	0
2012	SF	2	2	17	8	9	0.0	0.0	0	0	–	0	0	1	0	0
TOTALS		4	4	37	21	16	0.0	0.0	1	41	41	0	3	1	0	0

Additional Statistics:

Special Teams Tackles – 32: 2007 (10), 2008 (10), 2009 (1), 2010 (3), 2011 (3), 2012 (5)

Rushes–Yards – 1–31: 1–31 in 2012

Milestones:

NFL Debut: vs. Bal. (10/7/07); **First Start:** at Sea. (9/14/08); **First Sack:** vs. StL (10/4/09 – QB Kyle Boller); **First INT:** vs. Sea. (9/20/09 – QB Seneca Wallace); **First FF:** at Hou. (10/25/09 – RB Steve Slaton); **First FR:** at Hou. (10/25/09 – RB Steve Slaton); **First TD:** vs. Sea. (12/12/10 – QB Matt Hasselbeck)

GOLDSON'S CAREER HIGHS

Total Tackles: Regular Season – 11 (5 times) Last vs. StL (11/11/12); Postseason – 13 vs. NO (1/14/12)

Solo: Regular Season – 10 vs. Jax. (11/29/09); Postseason – 10 vs NO (1/14/12)

Assists: Regular Season – 6 (2 times) Last vs. Mia. (12/9/12); Postseason – 5 vs. GB (1/12/13)

Sacks: 1.0 (3 times) Last vs. Arz. (1/2/11)

Interceptions: Regular Season – 1 (14 times), Last vs. Chi. (11/19/12); Postseason – 1 vs. NO (1/14/12)

Interception Yards: Regular Season – 39 vs. Sea. (12/12/10); Postseason – 41 vs. NO (1/14/12)

Passes Defensed: Regular Season – 2 (4 times) Last vs. Sea. (10/18/12); Postseason – 2 vs. NO (1/14/12)

Forced Fumbles: Regular Season – 2 vs. Arz. (12/14/09); Postseason – 1 vs. GB (1/12/13)

Fumble Recoveries: 1 (4 times) Last at NE (12/16/12)

Fumble Recovery Return Yards: 66 at NE (12/16/12)

Touchdowns: 1 vs. Sea. (12/12/10)

// TRANSACTIONS

Originally the second of three 4th-round (126th pick overall) draft choices by SF in 2007...Signed a one-year deal with SF on 8/9/11... Designated non-exclusive franchise tag on 3/2/12.

// AWARDS & HONORS

2011: NFC Pro Bowl

// 2011

- Posted a career-high 6 INTs on the season (t-2nd NFL), which ranked 2nd in the NFL among safeties.
- Recorded 11 tackles at Cin. (9/25) in first start after returning from a knee injury.
- Led team with 10 tackles and recovered a loose ball at the 49ers 31-yd. line on a FF by DT Justin Smith (WR Jeremy Maclin) at Phi. (10/2) with 2:15 remaining in the 4th qtr., stopping a potential Phi. come-from-behind score. Marked his first FR of the season and 2nd of his career.
- Knocked the ball loose from Buccaneers WR Mike Williams vs. TB (10/9), tallying his first FF of the season and prompting a TD from TE Vernon Davis for a 49ers 41-3 lead in the 4th qtr.
- Picked off QB Colt McCoy in the 3rd qtr. vs. Cle. (10/30) for his first INT of the season.
- Posted his second INT of the season, picking off QB John Beck in the 1st qtr. at Was. (11/6). The INT set up a 52-yd. FG by K David Akers and it marked the first time in his career he recorded an INT in back-to-back games.
- Notched a career-high sixth INT on the season after picking off QB Ben Roethlisberger vs. Pit. (12/19) and returning it 21 yds. Goldson's INT led to a 38-yd. FG by K David Akers on the ensuing drive.
- Picked off Saints QB Drew Brees and returned it 41 yds. to the Saints 4-yd. line vs. NO (1/14), which led to a WR Michael Crabtree 4-yd. TD pass three plays later. Also notched 13 tackles on the day.

// 2010

- Registered season-highs of 10 tackles at Atl. (10/3) and at GB (12/5).
- Scored his first career TD after intercepting QB Matt Hasselbeck's pass and returning it 39 yds. for the score vs. Sea. (12/12).
- Registered his first sack of the season, third of his career, as he dropped QB John Skelton for a 12-yd. loss vs. Arz. (1/2).

// 2009

- Set career highs in tackles (114), FFs (3) and sacks (2.0). His 4 INTs led the team, while his 114 tackles ranked 2nd.
- One of only 4 players (LB Patrick Willis, CB Charles Woodson and LB Paul Posluszny) in the NFL to record at least 3 INTs, 3 FFs, and 1.0 sack.
- Recorded the first INT of his career off QB Seneca Wallace vs. Sea. (9/20).
- Registered a then career-high 11 tackles at Min. (9/27). Also tipped a pass from QB Brett Favre that was intercepted by CB Shawntae Spencer in the 3rd qtr.
- Notched his first career sack vs. StL (10/4).
- Posted 8 tackles to go along with his first career FF and FR on a run by RB Steve Slaton in the 3rd qtr. at Hou. (10/25).
- Set a single-game career high with 2 crucial FFs, to go along with an INT off of QB Kurt Warner vs. Arz. (12/14).

// 2008

- Started first game of career when 49ers opened game in nickel defense at Sea. (9/14), finishing the game with 5 tackles.
- Posted 1 tackle at NYG (10/19) before leaving game with a knee injury in 2nd qtr.
- Saw extensive action at safety vs. Was. (12/28) in place of starter S Michael Lewis, who was injured in 2nd qtr.

// 2007

- Hampered first two weeks of season by an elbow injury suffered in preseason game against Oak. (8/18).
- Played first career game vs. Bal. (10/7), filling in for S Michael Lewis, who left field for five plays with an injury.

// COLLEGE

Appeared in 43 college games, which includes his career at Coffeyville Community College and the University of Washington, and collected 293 tackles, 6 INTs, 2 FFs, 1.0 sack and 20 PDs. Started 22 straight games at Washington before being limited by an ankle injury in 2006 season opener. Earned All-Pac 10 honorable mention after moving from free safety to cornerback as a senior so team could play its top 4 defensive backs. Attended Coffeyville (KS) Community College as a free safety for one season in 2003, earning first-team National Junior College Athletic Association All-America honors with 99 tackles, 2 INTs, 1.0 sack and 2 PDs.

// PERSONAL

- Attended Narbonne (CA) HS, where he received two votes in the *Long Beach Press-Telegram's* 2001 "Best in the West" poll, and earned first-team All-Marine League honors in each of his final two seasons.
- As a senior, totaled 130 tackles and 6 INTs, with 2 returned for TDs.
- Born Dashon Goldson (9/18/84) in Carson, CA.
- Graduated with a degree in American Ethnic Studies.

// INJURY REPORT

- 2007:** Missed the first 4 weeks of the regular season [vs. Arz. (9/10), at StL (9/16), at Pit. (9/23) and vs. Sea. (9/30)] with an elbow injury.
- 2008:** Inactive for 7 games [vs. Sea. (10/26), at Arz. (11/10), vs. StL (11/16), at Dal. (11/23), at Buf. (11/30), vs. NYJ (12/7) and at Mia. (12/14)] with a knee injury.
- 2011:** Inactive vs. Sea. (9/11) and vs. Dal. (9/18) with a knee injury.



TAVARES GOODEN

56

LINEBACKER
6-1 | 242

MIAMI | 5TH YEAR
BORN 10.7.84 | FORT LAUDERDALE, FL
ACQUIRED FA IN '11
ST. THOMAS AQUINAS HS, FORT LAUDERDALE, FL

Tavares Gooden joined the 49ers after spending the previous three seasons with the Baltimore Ravens. Gooden's greatest contributions to the 49ers in 2011 came as a core special teamer, as he ranked 3rd on the team in tackles (12) and production points (640), and registered his first career forced fumble vs. Arz. (11/20). Originally selected by Baltimore in the third round (71st overall) of the 2008 NFL Draft, he went on to appear in all 18 games for the 49ers in 2011.

// 2012 HIGHLIGHTS

- Finished the season t-3rd for the team lead with 13 special teams tackles.

GOODEN'S CAREER HIGHS

Total Tackles: 10 at Min. (10/18/09)
Solo: 7 at Min. (10/18/09)
Assists: 4 vs. Cin. (10/11/09)
Passes Defensed: 1 vs. Cin. (10/11/09)
Forced Fumbles: 1 vs. Arz. (11/20/11)

GOODEN'S GAME-BY-GAME

2012

Date	Opp	W/L	P/S	Tot	Sol	Ast	Sk	Yds	Int	Yds	PD	FF	FR	Yds
Sep 9	at GB	W	1/0	0	0	0	0.0	0.0	0	0	0	0	0	0
Sep 16	Det	W	1/0	0	0	0	0.0	0.0	0	0	0	0	0	0
Sep 23	at Min	L	1/0	0	0	0	0.0	0.0	0	0	0	0	0	0
Sep 30	at NYJ	W	1/0	1	1	0	0.0	0.0	0	0	0	0	0	0
Oct 7	Buf	W	1/0	0	0	0	0.0	0.0	0	0	0	0	0	0
Oct 14	NYG	L	1/0	0	0	0	0.0	0.0	0	0	0	0	0	0
Oct 18	Sea	W	1/0	0	0	0	0.0	0.0	0	0	0	0	0	0
Oct 29	at Arz	W	1/0	0	0	0	0.0	0.0	0	0	0	0	0	0
Nov 11	StL	T	1/0	0	0	0	0.0	0.0	0	0	0	0	0	0
Nov 19	Chi	W	1/0	0	0	0	0.0	0.0	0	0	0	0	0	0
Nov 25	at NO	W	1/0	0	0	0	0.0	0.0	0	0	0	0	0	0
Dec 2	at StL	L	1/0	0	0	0	0.0	0.0	0	0	0	0	0	0
Dec 9	Mia	W	1/0	0	0	0	0.0	0.0	0	0	0	0	0	0
Dec 16	at NE	W	-	-	-	-	-	-	-	-	-	-	-	-
Dec 23	at Sea	L	1/0	0	0	0	0.0	0.0	0	0	0	0	0	0
Dec 30	Arz	W	1/0	0	0	0	0.0	0.0	0	0	0	0	0	0
TOTALS				15/0	1	1	0.0	0.0	0	0	0	0	0	0

2012 Postseason

Date	Opp	W/L	P/S	Tot	Sol	Ast	Sk	Yds	Int	Yds	PD	FF	FR	Yds
Jan 12	GB	W	1/0	0	0	0	0.0	0.0	0	0	0	0	0	0
Jan 20	at Atl	W	1/0	0	0	0	0.0	0.0	0	0	0	0	0	0
Feb 3	Bal													
TOTALS				2/0	0	0	0.0	0.0	0	0	0	0	0	0

GOODEN'S CAREER STATISTICS

YEAR	TEAM	GP	GS	TACKLES					INTERCEPTIONS					FUMBLES			
				TOT	SOL	AST	SACKS	YDS	INT	YDS	LG	TD	PD	FF	FR	YDS	
2008	BAL	4	0	0	0	0	0.0	0.0	0	0	0	0	0	0	0	0	0
2009	BAL	12	12	52	29	23	0.0	0.0	0	0	0	0	1	0	0	0	0
2010	BAL	10	0	14	11	3	0.0	0.0	0	0	0	0	0	0	0	0	0
2011	SF	16	0	1	0	1	0.0	0.0	0	0	0	0	0	1	0	0	0
2012	SF	15	0	1	1	0	0.0	0.0	0	0	0	0	0	0	0	0	0
TOTALS		57	12	68	41	27	0.0	0.0	0	0	0	0	1	1	0	0	0

PLAYOFFS

YEAR	TEAM	GP	GS	TACKLES					INTERCEPTIONS					FUMBLES			
				TOT	SOL	AST	SACKS	YDS	INT	YDS	LG	TD	PD	FF	FR	YDS	
2009	BAL	2	0	0	0	0	0.0	0.0	0	0	-	0	0	0	0	0	0
2010	BAL	1	0	0	0	0	0.0	0.0	0	0	-	0	0	0	0	0	0
2011	SF	2	0	0	0	0	0.0	0.0	0	0	-	0	0	0	0	0	0
2012	SF	2	0	0	0	0	0.0	0.0	0	0	-	0	0	0	0	0	0
TOTALS		7	0	0	0	0	0.0	0.0	0	0	-	0	0	0	0	0	0

Additional Statistics:

Special Teams Tackles: Regular Season – 47: 2008 (6); 2009 (13); 2010 (3); 2011 (12); 2012 (13); Postseason – 1: 2011 (1)

Milestones:

NFL Debut: vs. Cle. (9/21/08); **First Start:** vs. KC (9/13/09); **First FF:** vs. Arz. (11/20/11 – CB Patrick Peterson)





// TRANSACTIONS

Originally selected in the 3rd round (71st overall) by Bal. in the 2008 NFL Draft...Released by Bal. on 9/3/11...Signed one-year deal with SF on 9/5/11...Re-signed one-year contract with SF on 3/13/12.

// 2011 (SAN FRANCISCO)

- Made 49ers debut vs. Sea. (9/11) on special teams.
- Forced his first career fumble after stripping Cardinals CB Patrick Peterson vs. Arz. (11/20) on a punt return.
- Notched 2 special teams tackles on MNF vs. Pit. (12/19).

// 2010 (BALTIMORE)

- Registered 14 tackles and 3 special teams tackles.

// 2009 (BALTIMORE)

- Recorded 52 tackles and 2 PDs, while adding 13 special teams tackles.
- Made first-career start vs. KC (9/13).
- Notched a career-high 10 tackles at Min. (10/18).

// 2008 (BALTIMORE)

- Made NFL debut and posted 3 special teams tackles vs. Cle. (9/21).

// COLLEGE

Played in 49 games (25 starts) for the Hurricanes, recording 216 tackles, 1.0 sack, 11 TFLs, 8 QB Pressures, 1 FF, 3 FRs, 1 INT and 9 PDs. As a senior, started all 12 games and led the team with 100 tackles, 3 TFLs, 3 FRs and 1 INT. As a junior, played in 11 games (3 starts) and notched 36 tackles and 2.5 TFLs. Received a medical redshirt in 2005. As a sophomore, played in 12 games (9 starts), totaling 68 tackles, 1.0 sack, 5.5 TFLs, 5 QB Pressures and 3 PDs. As a freshman, saw action in all 13 games, primarily on special teams.

// PERSONAL

- Attended St. Thomas Aquinas HS in Fort Lauderdale, FL, and was a two-time Class 4A all-state selection.
- As a senior, registered 87 tackles, 12.5 sacks and 3 FFs.
- Was the 2002 state champion in the discus at 181'0" and added personal bests on 20'1" in the long jump and 6'8" in the high jump.
- Born Tavares Gooden (10/7/84) in Fort Lauderdale, FL.
- Graduated with a double major in liberal arts and criminology.

// INJURY REPORT

2008: Placed on Injured Reserve on 10/14 (hip).

2009: Inactive at NE (10/4) with a shoulder/head injury.

Inactive for 3 games [vs. Chi. (12/20), at Pit. (12/27) and at Oak. (1/3)] with a groin injury.

2010: Inactive for 7 games [vs. Cle. (9/26), at Pit. (10/3), vs. Den. (10/10), at NE (10/17), vs. Buf. (10/24), vs. Cin. (1/2) and AFC-W at KC (1/9)] with a shoulder injury.

2012: Inactive at NE (12/16) with a rib injury.





JONATHAN GOODWIN 59

CENTER
6-3 | 318

MICHIGAN | 11TH YEAR
BORN 12.2.78 | COLUMBIA, SC
ACQUIRED FA IN '11
LOWER RICHLAND HS, HOPKINS, SC

Jonathan Goodwin joined the 49ers after spending five seasons with the New Orleans Saints. A smart and savvy 10-year veteran, he has started the last 70 regular season games in which he has appeared and was responsible for all the calls and adjustments made by the offensive line. He was selected to the Pro Bowl following the 2009 season and was a member of the New Orleans Saints Super Bowl XLIV Championship Team.



// CAREER HIGHLIGHTS

- Has started 70 consecutive games, tied for 5th most among active centers.

// 2012 AWARDS & HONORS

- Madden Most Valuable Protectors Award (Week 5)
- Madden Most Valuable Protectors Award (Week 7)
- Madden Most Valuable Protectors Award (Week 12)

// 2012 POSTSEASON HIGHLIGHTS

- Part of offensive line vs. GB (1/12/13) (NFC-D) which helped the 49ers become the first team in NFL history to ever have two, 100-yd. rushers [QB Colin Kaepernick (181 yds. rushing), RB Frank Gore (119 yds. rushing)] and one, 100-yd. receiver [WR Michael Crabtree (119 yds. receiving)] in a playoff game in NFL history.
- Against the Packers, San Francisco amassed 579 total yds. of offense (323 rushing and 256 passing), setting a new single-game postseason franchise record. The previous record was 537 yds. (211 rushing and 326 passing) vs. Miami in Super Bowl XIX. The 49ers rushed for 323 yds. on the night, setting the franchise single-game postseason rushing record. The previous rushing record was also set in Super Bowl XIX (211 yds.).

// 2012 HIGHLIGHTS

- Part of offensive line that helped RB Frank Gore rush for 112 yds. at GB (9/9), becoming the 1st RB since Garrison Hearst to rush for 100 yds. on opening day. The team rushed for 186 yds. on the day with a 5.8 avg.

- Paved the way as the team rushed for a season-high 245 yds. on 44 carries as 9 different players carried the ball at NYJ (9/30).
- Helped the 49ers offense set a team record with 621 total yds. (311 rushing, 310 passing) vs. Buf. (10/7), surpassing the 49ers previous franchise record of 598 vs. Buf. (9/13/92). San Francisco became the first team in NFL history to post 300-or-more yds. rushing and passing in the same game. For the first time in 49ers history since 11/19/61 vs. Chi., San Francisco posted a 300-yd. passer (QB Alex Smith 303 yds.), 2, 100 yd-receivers (WR Michael Crabtree - 113 yds.; TE Vernon Davis - 106 yds.) and a 100-yd. rusher (RB Frank Gore - 106 yds.) in the same game. The offensive line did not allow a sack the entire game and was awarded the Madden Most Valuable Protectors Award for Week 5.
- Aided the 49ers offense as the team rushed for 175 yds. on 32 carries (5.5 avg.) vs. Sea. (10/18). Helped RB Frank Gore record his 32nd career 100-yd. game with 131 yds. on 16 carries (8.2 avg.).
- Goodwin and the 49ers offensive line did not allow a sack on 25 pass attempts by QB Colin Kaepernick at NO (11/25). The performance earned the O-Line the Madden Most Valuable Protectors Award for Week 12.

// GOLDMINE

- During the offseason, Goodwin remained active by participating in boxing workouts and played in a kickball league, where his team finished in 2nd place. Growing up, he played sports year round, going out for basketball, baseball and football.
- Goodwin began playing football as an offensive lineman in high school, but earned reps as a defensive end, fullback and linebacker. Most schools that recruited him wanted him to play offensive line, but he ended up enrolling at Ohio University, where he was planning to play on the defensive line. "They switched me to offensive lineman as soon as I got there. It was one of those things where everybody said I was an offensive lineman and I ended up just falling into that role."
- During his free time, Jonathan likes to play classic video games. He currently has an original working Nintendo system and his game collection includes *Super Mario Brothers*, *Duck Hunt*, *Double Dribble*, *Tecmo Bowl*, *RBI Baseball* and *Baseball All-Stars*.

GOODWIN'S CAREER STATISTICS

GAMES/STARTS – 165/92; 2002 (13/0); 2003 (15/0); 2004 (15/3); 2005 (16/10); 2006 (16/0); 2007 (13/2); 2008 (13/13); 2009 (16/16); 2010 (16/16); 2011 (16/16); 2012 (16/16)

POSTSEASON GAMES/STARTS – 12/8; 2004 (2/0); 2006 (2/0); 2009 (3/3); 2010 (1/1); 2011 (2/2); 2012 (2/2)

Milestones:

NFL Debut: at Buf. (9/8/02); **First Start:** vs. SF (10/17/04); **100th Career Game:** vs. Car. (12/28/08); **150th Career Game:** vs. Det. (9/16/12)



// TRANSACTIONS

Originally a 5th-round selection (154th overall) by NYJ in the 2002 NFL Draft...Signed one-year deal with NYJ on 4/5/05...Signed two-year deal with NO on 3/27/06...Signed three year deal with NO on 2/27/08...Signed three-year deal with SF on 8/3/11.

// AWARDS & HONORS

2009: NFC Pro Bowl

2011: Madden Most Valuable Protectors Award (Week 5)

// 2011 (SAN FRANCISCO)

- Part of an offensive line that helped pave the way for RB Frank Gore to gain 100+ rush yds. on the ground in 5 consecutive games, setting a new franchise record.
- Goodwin and the 49ers offensive line did not allow a sack on 20 pass atts. by QB Alex Smith vs. Sea. (9/11).
- Helped 49ers accumulate 442 yds. of offense in come-from-behind victory at Phi. (10/2), which included 164 yds. on the ground.
- Goodwin and the offensive line were awarded the Madden Most Valuable Protectors Award for Week 5. They helped the 49ers offense rush for 213 yds. on the ground while not allowing a sack vs. TB (10/9), marking the first time since 12/14/06 at Sea. that the team rushed for over 200 yds. and did not allow a sack.
- Supported the 49ers offense in rushing for 203 yds. at Det. (10/16), marking the first time the team rushed for over 200 yds. in back-to-back games (10/9 vs. TB, 213 yds.) since 12/6/98 at Car. (236 yds.) and 12/14/98 vs. Det. (328 yds.).
- Helped the 49ers offense hold the ball for 44:16 while not allowing a sack vs. Arz. (11/20), marking the highest time of possession for the team since 11/3/02 at Oak. (44:33 - 49ers 23, Raiders 20).
- Goodwin and the offensive line prevented QB Alex Smith from getting sacked in 20-3 win on MNF vs. Pit. (12/19).

// 2010 (NEW ORLEANS)

- Started all 16 games and one playoff game at C.
- Was part of one of only two offensive lines in the NFL to start all 16 games, a unit that surrendered only 26 sacks, 5th lowest in the league.
- Run and pass blocking helped the Saints average 372.5 yards per game, the NFL's 6th-highest figure.

// 2009 (NEW ORLEANS)

- Voted to the Pro Bowl for the first time in his career.
- Started all 16 games and all 3 postseason contests at C.
- Part of a unit that allowed only 20 sacks on the NFL's No. 1 ranked offense.
- Was an integral part of the offensive line that helped the Saints finish with a club-record 510 points.
- The line's blocking for the NFL's 6th-ranked rushing offense enabled the Saints to set a franchise record averaging 4.5 yds. per carry, the league's 7th-highest total.
- In three postseason contests, the offensive front only allowed QB Drew Brees to be dropped for a loss twice.

// 2008 (NEW ORLEANS)

- Started all 13 games he appeared in, missing three contests with an injured knee.

- Offensive line allowed only 13 sacks - a club record - despite the Saints leading the NFL in passing attempts.
- The blocking by the offensive line allowed the Saints to finish 1st in the NFL with a club-record 463 points and franchise best 6,571 yds.
- Played in 100th career game vs. Car. (12/28).

// 2007 (NEW ORLEANS)

- Played in 13 games (2 starts).
- Appeared primarily on special teams until vs. Atl. (10/21), when he subbed for injured C Jeff Faine and threw a key block on a 24-yd. TD run by RB Pierre Thomas.
- Had a standout performance vs. Jax. (11/4), helping offense to big day while taking on powerful DT tandem of John Henderson and Marcus Stroud.

// 2006 (NEW ORLEANS)

- Appeared in all 16 games, primarily on special teams, also played C vs. Car. (12/31).

// 2005 (NY JETS)

- Saw action on offensive line and on special teams for the first five weeks.
- Came off bench at Buf. (10/16) after C Kevin Mawae was injured.
- Made fourth career start (at LG) at Atl. (10/24), where he started rest of season.

// 2004 (NY JETS)

- Saw time on special teams and as a reserve G.
- Made first career start at RG vs. SF (10/17), and started next two games.

// 2003 (NY JETS)

- Played in 15 games, mostly on special teams, and in rotation at RG.

// 2002 (NY JETS)

- Played in 13 of 16 games, primarily on special teams.

// COLLEGE

Began career at Ohio University before transferring to Michigan in 1998. Started 20 of 29 career games. Played four positions (C, RG, LG and RT) for the Wolverines. All-Big 10 as a senior. Sat out 1998 under NCAA transfer rules. Started every game at RG as a freshman at Ohio.

// PERSONAL

- Brother, Harold, played G at Michigan and is an offensive line coach with the Indianapolis Colts.
- Was "Top 100" choice as a senior at Lower Richland (SC) HS as a senior.
- Sports management and communications major.
- Born 12/2/78 in Columbia, SC.

// INJURY REPORT

2008: Suffered a knee injury at Car. (10/19) and was inactive for 3 weeks [vs. SD (10/26), at Atl. (11/9) and at KC (11/16)].



FRANK GORE

21

RUNNING BACK
5-9 | 217

MIAMI | 8TH YEAR
BORN 5.14.83 | CORAL GABLES, FL
ACQUIRED D-3A IN '05
CORAL GABLES HS, CORAL GABLES, FL

As the heart of the 49ers offense for the past seven seasons, four-time Pro Bowl running back Frank Gore has established himself as one of the premier running backs in the NFL. In 2011, Gore earned Pro Bowl honors after setting a new team record by hitting the century mark in five consecutive games. He currently has racked up 8,839 career rushing yards. In 2010, despite suffering a season-ending hip injury in Week 12, Gore joined LB Patrick Willis as the only two-time recipients of the Bill Walsh Award, which is voted on by the coaches, and given to the 49ers team MVP, honoring his outstanding individual performance. The former 3rd-round pick is the first 49er in team history to record four consecutive 1,000-yd. rushing seasons (2006-09).

// 2012 AWARDS & HONORS

- NFC Pro Bowl
- Mid-Season All-Pro by *Sports Illustrated's* Peter King

// CAREER HIGHLIGHTS

- Ranks 1st on the 49ers all-time rushing list in yds. (8,839) attempts (1,911) and TDs (51).
- Ranks 3rd in franchise history in yds. from scrimmage (11,470), trailing RB Roger Craig (11,506) and WR Jerry Rice (19,872)
- Logged 6, 1,000-yd. rushing seasons (2006-09, 11-12), the most 1,000-yd. seasons in 49ers history. Gore's 6, 1,000-yd. rushing seasons rank 2nd among all active players (StL. RB Steven Jackson).
- In 2009, Gore and TE Vernon Davis (13 rec. TDs) became just the second set of 49er teammates to each have at least 13 TDs in a season. In 1995, WR Jerry Rice had 17 TDs and RB Derek Loville registered 13.
- Since his rookie season in 2005, the 49ers are 30-7-1 when Gore has 20+ carries and 25-7 when he breaks the 100-yd. plateau.



- His 8,839 rushing yds. since his rookie season in 2005 rank as the 3rd most in the NFL during that time span.

NFL RUSHING YARDS LEADERS SINCE 2005

Player	Attempts	Yds.	Avg.
1. Steven Jackson, StL	2,226	9,462	4.2
2. Adrian Peterson, Min.	1,754	8,849	5.0
3. Frank Gore, SF	1,911	8,839	4.6
4. LaDainian Tomlinson, SD/NYJ	1,811	7,785	4.3
5. Thomas Jones, Chi./NYJ/KC	1,939	7,752	4.0

- With 23 touches (21 carries, 2 receipts.) at NE (12/16), Gore reached 2,197 total touches and surpassed RB Roger Craig for the most in 49ers history. He currently has 2,226 career touches.

- Gore has the most 100-yd. rushing games in franchise history (32). His 5, 150-yd. performances are the most in 49ers history.

MOST 100-YD. GAMES IN 49ERS HISTORY

Player	Games
1. Frank Gore (2005-12)	32
2. Joe Perry (1950-60, 63)	20
3. Garrison Hearst (1997-03)	16

- Earned Pro Bowl honors in 2006 after setting single-season franchise records with 312 carries, 1,695 rushing yds., 2,180 total yds. from scrimmage and 9, 100-yd. rushing games.
- Leads the franchise with most consecutive 100-yd. rushing games (5) in his career.

ALL-TIME 49ERS RUSHING LEADERS

YARDS		
Player	Yds.	
1. Frank Gore (2005-12)	8,839	
2. Joe Perry (1950-60, 63)	7,344	
3. Roger Craig (1983-90)	7,064	
4. Ken Willard (1965-73)	5,930	
5. G. Hearst (1997-03)	5,535	

ATTEMPTS		
Player	Atts.	
1. Frank Gore (2005-12)	1,911	
2. Roger Craig (1983-90)	1,686	
3. Ken Willard (1965-73)	1,582	
4. Joe Perry (1950-60, 63)	1,475	
5. G. Hearst (1997-03)	1,189	

TOUCHDOWNS		
Player	TDs	
1. Frank Gore (2005-12)	51	
2t. Roger Craig (1983-90)	50	
4. Ken Willard (1965-73)	45	
5t. Steve Young (1987-99)	37	
J.D. Smith (1956-64)	37	

Gore's GAME-BY-GAME

2012

Date	Opp	W/L	P/S	Rsh	Yds	Avg	Lg	TD	Rec	Yds	TD
Sep 9	at GB	W	1/1	16	112	7.0	23t	1	1	1	0
Sep 16	Det	W	1/1	17	89	5.2	16	1	2	16	0
Sep 23	at Min	L	1/1	12	63	5.3	11	0	1	9	0
Sep 30	at NYJ	W	1/1	20	64	3.2	11	1	2	13	0
Oct 7	Buf	W	1/1	14	106	7.6	31	1	0	0	0
Oct 14	NYG	L	1/1	8	36	4.5	13	0	4	20	0
Oct 18	Sea	W	1/1	16	131	8.2	37	0	5	51	0
Oct 29	at Arz	W	1/1	16	55	3.4	17	0	1	11	0
Nov 11	StL	T	1/1	21	97	4.6	20t	1	3	18	0
Nov 19	Chi	W	1/1	17	78	4.6	14	0	0	0	0
Nov 25	at NO	W	1/1	19	83	4.4	14	0	2	18	1
Dec 2	at StL	L	1/1	23	58	2.5	23	1	0	0	0
Dec 9	Mia	W	1/1	12	63	5.3	19	1	2	22	0
Dec 16	at NE	W	1/1	21	83	4.0	15	0	2	34	0
Dec 23	at Sea	L	1/1	6	28	4.7	18	0	0	0	0
Dec 30	Arz	W	1/1	20	68	3.4	9	1	3	21	0
TOTALS			16/16	258	1,214	4.7	37	8	28	234	1

2012 Postseason

Date	Opp	W/L	P/S	Rsh	Yds	Avg	Lg	TD	Rec	Yds	TD
Jan 12	GB	W	1/1	23	119	5.2	26	1	2	48	0
Jan 20	at Atl	W	1/1	21	90	4.3	11	2	0	0	0
Feb 3	Bal										
TOTALS			2/2	44	209	4.8	26	3	2	48	0

// CAREER HIGHLIGHTS (CONTINUED)

- Gore's 315 career receipts ranks 3rd among all active RBs in the NFL.
- Gore has scored 62 total TDs (51 rush., 10 rec., 1 fumble return), 4th most in 49ers history.
- In 2006 and 2010, Gore was named the recipient of the 49ers Bill Walsh Award.
- Set a 49ers single-game rushing record with 212 yds. vs. Sea. (11/19/06).

MOST RECEPTS. AMONG ACTIVE RBs

Player	Receipts.
1. Steven Jackson, StL	407
2. Reggie Bush, NO/Mia.	372
3. Frank Gore, SF	315
4. Ray Rice, Bal.	311
5. Darren Sproles, SD/NO	307

// 2012 POSTSEASON HIGHLIGHTS

- Notched his first career 100-yd. game in the postseason, rushing for 119 yds. and 1 TD on 23 carries vs. GB (1/12/13) (NFC-D). Along with WR Michael Crabtree (119 rec. yds.) and QB Colin Kaepernick (181 rush. yds.), the 49ers became the first team to have two, 100-yd. rushers and one, 100-yd. receiver in a playoff game in NFL history.
- Led the 49ers with 21 carries for 90 yds. and 2 TDs at Atl. (1/20/13) (NFC-C). This marked Gore's first career multi-touchdown performance in the postseason.

// 2012 HIGHLIGHTS

- His 4.7 rushing avg. was the 6th highest in the NFL (min. 200 attempts). Ranked 10th in the NFL and 5th in the NFC with 1,214 rushing yds. on the season.
- Rushed for 112 yds. and 1 TD on 16 carries (7.0 avg.) at GB (9/9), becoming the first 49er to rush for over 100 yds. on opening day since RB Garrison Hearst [187 yds. vs. NYJ (9/6/98)].
- On his 1st carry at Min. (9/23), his 1,687th career carry, Gore became the 49ers all-time leader in attempts, surpassing Roger Craig.
- Scored on 2-yd. TD run at NYJ (9/30) and ran for 64 yds. on 20 carries. The TD was the 46th rushing score of his career, surpassing RB Ken Willard for 3rd most in 49ers history.
- Rushed for 106 yds. on 14 carries (7.6 avg.) vs. Buf. (10/7). Gore was part of the 49ers offense that set a franchise record with 621 total yards and became the first team in NFL history to post 300-or-more yds. rushing and passing in the same game. For the first time since 11/19/61 vs. Chi., SF posted a 300-yd. passer (QB Alex Smith 303 yds.), 2, 100 yd-receivers (TE Vernon Davis - 106 yds.; WR Michael Crabtree - 113 yds.) and a 100-yd. rusher (Gore) in the same game.
- With 5 receipts. for 51 yds. vs. Sea. (10/18), Gore reached 302 career receipts. and 2,507 rec. yds., becoming just the 2nd RB in franchise history to notch 300 receipts. (RB Roger Craig - 508) and 3rd RB with 2,500 rec. yds.
- Gore ranks 2nd in 49ers history in receipts. (315) and rec. yds. (2,631) by a RB.
- Rushed for 131 yds. on 16 carries (8.2 avg.) vs. Sea (10/18).
- Scored on a 20-yd. run in the 4th qtr. vs. StL (11/11) and rushed for 97 yds. on 21 carries.
- Notched his 1st TD receipt. of the season on a 6-yd. pass from QB Colin Kaepernick in the 3rd qtr. at NO (11/25).

MOST RECEPTS. AMONG 49ERS RBs

Player	Receipts.
1. Roger Craig (1983-90)	508
2. Frank Gore (2005-12)	315
3. Tom Rathman (1986-93)	294
4. Ken Willard (1965-73)	273

MOST REC. YDs. AMONG 49ERS RBs

Player	Rec. Yds.
1. Roger Craig (1983-90)	4,442
2. Hugh McElhenny (1952-60)	2,666
3. Frank Gore (2005-12)	2,631
4. Tom Rathman (1986-93)	2,490

- Scored on a 1-yd. TD run at StL (12/2).
- Rushed for 63 yds. and 1 TD on 12 carries vs. Mia. (12/9), giving him 1,035 yds. on the season. It marked his 6th career 1,000-yd. season, the most by any player in 49ers history. Gore's 6, 1,000-yd. rushing seasons are the 2nd among all active players (StL RB Steven Jackson - 7).
- Scored his 50th career rushing TD and 60th total TD on a 1-yd. run in the 3rd qtr. vs. Mia. (12/9).
- Registered his 1st career fumble return for a TD, scooping up a fumble by QB Colin Kaepernick and taking it 9 yds. for a TD at NE (12/16). With 23 touches (21 carries, 2 receipts.) at NE, Gore surpassed RB Roger Craig for the most total touches in 49ers history.
- With a 2-yd. TD run in the 4th qtr. vs. Arz. (12/30), his 51st career rushing TD, Gore surpassed Hall of Fame RB Joe Perry (50) and RB Roger Craig (50) for the most rushing TDs in franchise history. It was his 62nd career total TD.

MOST TOTAL TDs IN 49ERS HISTORY

Player	TDs
1. Jerry Rice (1985-2000)	187
2. Terrell Owens (1996-2003)	83
3. Roger Craig (1983-90)	66
4. Frank Gore (2005-12)	62
5. Ken Willard (1965-73)	61

// GOLDMINE

- In 2006 and 2010, Frank was named the recipient of the 49ers Bill Walsh Award. The Bill Walsh Award is voted on by the coaches and awarded to the 49ers team MVP. Frank is one of two players in franchise history to win the award twice (LB Patrick Willis).
- Frank's determination to run over defenders comes from his tough upbringing in Miami, FL. Some considered his football career over when he suffered two serious knee injuries at the University of Miami; however, he relied on his mother Liz's strength to help him through. "She had been on dialysis (awaiting a kidney transplant) since I was in the 11th grade and raised three kids as a single woman," Frank said. Unfortunately, Liz lost her battle with kidney disease before the 49ers second game of the 2007 season against the St. Louis Rams. Playing with a heavy heart, Frank responded by rushing for 81 yds. and 2 TDs, including a 43-yd. score on a 4th-and-1 carry, helping the 49ers to a 17-16 victory.
- Frank was named 15th winner of the annual Garry Niver Award by reporters covering the team who represent the SF Chapter of the Pro Football Writer's Association in December of 2007. The award is given in honor of the late Garry Niver, the San Mateo Times reporter, and goes to the player who shows "cooperation and professional style" in dealing with Pro Football writers on the job.
- During the 2010 offseason, Frank tried his hand at coaching for the first time as the defensive coordinator of the Little 49ers in a Miami youth league. Although his players were only 4 years old, Frank was still teaching them what's important. "The most important part is that the kids enjoy it. You can see how excited they get when they do something right."

THE SCOUTING REPORT

"Every day my admiration for Frank Gore as a football player, every time you think it's as high as it can be then he finds another wrung on the ladder to go in my esteem. And then even more so as a person. He's just one of the finest guys you ever want to be around. He'd do anything for the team and is just a football player, in all senses of the word, phrase." - 49ers Head Coach Jim Harbaugh

GORE'S CAREER STATISTICS

YEAR	TEAM	GP	GS	RUSHING					RECEIVING				
				ATT	YDS	AVG	LG	TD	NO	YDS	AVG	LG	TD
2005	SF	14	1	127	608	4.8	72t	3	15	131	8.7	47	0
2006	SF	16	16	312	1,695	5.4	72	8	61	485	8.0	39	1
2007	SF	15	15	260	1,102	4.2	43t	5	53	436	8.2	23t	1
2008	SF	14	14	240	1,036	4.3	41t	6	43	373	8.7	26	2
2009	SF	14	14	229	1,120	4.9	80t	10	52	406	7.8	48	3
2010	SF	11	11	203	853	4.2	64	3	46	452	9.8	41	2
2011	SF	16	15	282	1,211	4.3	55	8	17	114	6.7	13	0
2012	SF	16	16	258	1,214	4.7	37	8	28	234	8.4	26	1
TOTALS		116	102	1,911	8,839	4.6	80t	51	315	2,631	8.4	48	10

PLAYOFFS

YEAR	TEAM	GP	GS	RUSHING					RECEIVING				
				ATT	YDS	AVG	LG	TD	NO	YDS	AVG	LG	TD
2011	SF	2	2	29	163	5.6	42	0	13	83	6.4	24	0
2012	SF	2	2	44	209	4.8	26	3	2	48	24.0	45	0
TOTALS	SF	4	4	73	372	5.1	42	3	15	131	8.7	45	0

Additional Statistics:

Fumbles-Lost – 30-20: 2-2 in 2005, 6-5 in 2006, 4-3 in 2007, 6-3 in 2008, 4-2 in 2009, 4-2 in 2010, 2-2 in 2011, 2-1 in 2012

Fumble Recoveries – 9: 1 in 2005, 1 in 2007, 1 in 2008, 1 in 2009, 1 in 2010, 4 in 2012

Fumble Recoveries Yards – 3: 3 in 2012

Fumble Recoveries Returned for TDs – 1: 1 in 2012 [9 yds. at NE (12/16)]

Milestones:

NFL Debut: vs. StL (9/11/05); **First Start:** at Jax. (12/18/05); **100th Career Game:** at StL (1/1/12); **100th Career Start:** at NE (12/16/12); **First Rushing TD:** at Was. (10/23/05 – 72-yd. run); **25th Rushing TD:** vs. Sea (9/20/09 – 80-yd. run); **First Receiving TD:** at Sea. (12/14/06 – 20-yd. pass from QB Alex Smith); **First Fumble Recovery Returned for a TD:** at NE (12/16/12 – 9-yds.); **100-yd. Games:** 32, Last vs. Sea. (10/18/12 – 131 yds.); **200-yd. Games:** 2, Last vs. Sea. (9/20/09 – 207 yds.); **5,000th Career Rushing Yds:** at GB (11/22/09); **2 TD Games:** 10, Last vs. NO. (9/20/10); **First 100-yd. Rec Game:** at KC (9/26/10); **30th 100-yd. Rush Game:** at GB (9/9/12); **50th Rushing TD:** vs. Mia. (12/9/12 – 1-yd. run)

GORE'S CAREER HIGHS

Rushes: Regular Season – 31 (2 times) Last vs. Cle. (10/30/11);
Postseason – 23 vs. GB (1/12/13)

Rushing Yards: Regular Season – 212 vs. Sea. (11/19/06);
Postseason – 119 vs. GB (1/12/13)

Long Rush: Regular Season – 80t vs. Sea. (9/20/09);
Postseason – 42 vs. NO (1/14/12)

Touchdown Rushes: Regular Season – 2 (8 times) Last vs. StL
(11/16/08); Postseason – 2 at Atl (1/20/13)

Receptions: Regular Season – 11 at Arz. (11/25/07);
Postseason – 7 vs. NO (1/14/12)

Receiving Yards: Regular Season – 102 at KC (9/26/10);
Postseason – 48 vs. GB (1/12/13)

Long Reception: Regular Season – 48 vs. Det (12/27/09);
Postseason – 45 vs. GB (1/12/13)

TD Receptions: Regular Season – 1 (10 times) Last vs. Phi. (10/10/10)

Combined Yards: Regular Season – 246 (207 rush, 39 rec.) vs. Sea.
(9/20/09); Postseason – 167 (119 rush, 48 rec.) vs. GB (1/12/13)

// TRANSACTIONS

Originally the first of two 3rd-round (65th pick overall) draft choices by SF in 2005...Signed a 4-year contract extension through the 2011 season on 3/28/07...Signed a 3-year contract extension through the 2014 season on 8/31/11.

// AWARDS & HONORS

2006: NFC Pro Bowl, Ed Block Courage Award, Bill Walsh Award, NFC Offensive Player of the Week (Weeks 5 & 11)

2007: Garry Niver Award, NFC Offensive Player of the Week (Week 12)

2009: NFC Pro Bowl, NFC Offensive Player of the Week (Weeks 2 & 14), FedEx Ground Player of the Week (Week 2)

2010: Bill Walsh Award

2011: NFC Pro Bowl, FedEx Air Ground NFL Player of the Week (Week 6)

// 2011

- Earned Pro Bowl honors after setting career records for most rushing yds. in franchise history (7,625). Now holds second most rushing attempts (1,653) and a new team record for hitting the century mark in five consecutive games (127 yds. at Phi., 125 vs. TB, 141 at Det., 134 vs. Cle. and 107 yds. at Was.).
- Rushed for 127 yds. and a TD at Phi. (10/2), marking his 25th career 100-yd. game. His score with 3:00 remaining in the game, gave the 49ers a 24-23 lead in the come-from-behind victory.
- Ran for 125 yds. and 1 TD vs. TB (10/9), moving him into 4th place in franchise history with 38 career rushing TDs.
- Scored his fourth rushing TD of the season at Det. (10/16) and ran for 141 rushing yds. on 15 carries.
- Moved into 2nd place in franchise history for rushing yds. with 134 yds. and a TD vs. Cle. (10/30/11), passing RB Roger Craig (7,064). With 134 rushing yds. on the day, Gore hit the century mark in 4 consecutive games for the first time in his career. Gore's TD marked the first time in his career that he scored a rushing TD in four straight games.
- Recorded 107 rushing yds. on 19 carries at Was. (11/6), setting a franchise record with five consecutive 100-yd. rushing games.
- Broke the record for most rushing yds. in franchise history vs. StL (12/4), passing 49ers and Pro Football Hall of Famer FB Joe Perry (7,344). Gore broke the record on a 2-yd. run in the 2nd qtr. and finished the day with 73 yds. on 21 carries.
- Notched his fifth 1,000-yd. rushing season of his career at Arz. (12/11), recording 72 yds. and 1 TD on 10 carries. Gore registered his sixth rushing TD of the season and 41st of his career on a 37-yd. run, the team's longest rushing TD of the season.
- Registered his seventh rushing TD of the season on 8 carries for 65 yds. vs. Pit. (12/19), his fourth rushing TD in seven MNF games.
- Rushed for 89 yds. on 13 carries and caught 7 passes for 38 yds. vs. NO (1/14). Posted a 42-yd. run in the 4th qtr. which set up a K David Akers 37-yd. FG.

MOST CONSECUTIVE 100-YD RUSHING GAMES IN FRANCHISE HISTORY

Player	Game(s)	Games
1. Frank Gore	at Phi. (10/2/11) to at Was. (11/6/11)	5
2. Garrison Hearst	vs. NYG (11/30/98) to at NE (12/20/98)	4
3t. Frank Gore	vs. Oak. (10/17/10) to vs. Den. (10/31/10)	3
Frank Gore	at Det. (11/12/06) to at StL (11/26/06)	3
J.D. Smith	at Bal. (10/7/62) to at GB (10/21/62)	3
Billy Kilmer	at Det. (10/1/61) to at Min. (10/15/61)	3

// 2010

- With 112 yds. rushing vs. NO (9/20), set the franchise record for most career 100-yd. games (21), passing RB Joe Perry (20). He finished the day vs. NO with a team-high 7 receipts. for 56 yds. and 168 total yds. from scrimmage. It marked the second time in his career that he recorded a rus. and rec. TD in the same game (vs. Arz. - 9/13/09).
- Registered 9 receipts. for a career-high 102 yds., marking the first 100-yd. receiving game of his career. The last 49ers running back to eclipse the 100-rec. yd. plateau was RB Garrison Hearst at Chi. (10/28/01 - 4 rec. for 105 yds. 1 TD).
- Had 6 receipts. for 60 yds. at Atl. (10/3), marking the fourth game in the 2010 season he registered at least 6 receipts. and the third consecutive game with at least 50 yds. rec. It marked the first time in his career that he had recorded at least 6 receipts. in four consecutive games.
- Eclipsed the 100-yd. plateau for the second time in the season, rushing for 149 yds. on 25 carries vs. Oak. (10/17). Moved into 3rd on the 49ers all-time rushing list with 6,032 rushing yds. passing RB Ken Willard (5,930).
- Eclipsed the 100-yd. plateau for the fourth time in the season vs. Den. (10/31), rushing for 118 yds. and 1 TD on 29 carries. It marked his third consecutive 100-yd. performance. The last time he accomplished this feat was 11/12/06 (159 yds. at Det.), 11/19/06 (212 yds. vs. Sea.) and 11/26/06 (134 yds. at StL).
- Scored on a 1-yd. TD run, set up by a 65-yd. pass from QB Troy Smith to WR Josh Morgan vs. StL. (11/14). With his 1 rushing TD against the Rams, 11 of his then 35 career rushing TDs came against StL, the highest total against any team.
- Moved past RB Joe Perry (8,624) into 4th place on the 49ers all-time yds. from scrimmage list after rushing for 60 yds. vs. TB (11/21) to bring his total to 8,645.

// 2009

- Logged his fourth consecutive 1,000-yd. rushing season (2006-09), becoming the only player in 49ers history to record four, 1,000-yd. seasons.
- Set career highs with 13 combined TDs (10 rush, 3 rec.). His 10 rus. TDs tied a single-season team record with RB Derek Loville (1995), RB Ricky Watters (1993), RB Billy Kilmer (1961), RB J.D. Smith (1959) and RB Joe Perry (1953).
- Ranked t-2nd in the NFC and t-8th in the NFL in scoring (78).
- Finished the season ranked 5th in the NFC, t-11th in the NFL, with 1,120 rus. yds. and 10 rus. TDs.
- Registered a rus. TD and a rec. TD in the same game for first time in his career at Arz. (9/13).
- Scored 2 rus. TDs (79, 80 yds.), breaking his career long twice in the same game against Sea. (9/20). Joined RB Barry Sanders (at TB - 80, 82 - on 10/12/97) as the only players in NFL history to register 2 TD runs of 75+ yds. in the same game. Set a new career high with 246 yds. from scrimmage (207 rus. yds., 39 rec. yds.). Became the first player in franchise history to have 2 runs of 79 yds.-or-more in the same game. Named NFC offensive POW and FedEx Ground POW for his performance.
- Registered a 64-yd. TD run vs. Ind. (11/1). It marked his third rushing TD of the season over 60 yds., a feat that hadn't been accomplished by a 49er since RB Garrison Hearst (96t, 71t and 70t) in 1998. Along with Jaguars RB Maurice Jones-Drew, became the first players to record 3 rus. TDs over 60 yds. in one season since 2003 (RB Ahman Green - 98t, 65t and 60t; RB Jamal Lewis - 82t, 72t and 63t).
- Became the 5th player in franchise history to eclipse 5,000 career rus. yds. with a 42-yd. run on his first carry of the game at GB (11/22).

- Extended his career-long streak of consecutive games with a TD to five with a 4-yd. TD recept. vs. Jax. (11/29), becoming the first 49er to score a TD in five consecutive games since WR Terrell Owens (11/4/01 through 12/2/01).
- Named NFC Offensive POW for his performance vs. Arz. (12/14) on MNF. Rushed for 167 yds. and 1 TD. His 167 rus. yds. were the second highest rus. total on MNF in franchise history (RB Garrison Hearst, 198 yds. rus. vs. Det. 12/14/98). With 104 yds. rus. in the first half, it marked the second time in 2009 that he eclipsed the 100-yd. plateau before halftime (vs. Sea. 9/20/09).
- Rushed for 107 yds. on 16 carries at Phi. (12/20), becoming the first running back in 20 regular season games to rush for over 100 yds. against the Eagles.

// 2008

- Led team in rushing with 1,036 yds. and 6 TDs, becoming first player in 49ers history to record three consecutive 1,000-yd. seasons.
- Totaled 151 yds. of offense in season-opener vs. Arz. (9/7), rushing for 96 yds. on 14 carries, including a 41-yd. TD run, and catching 4 passes for 55 yds.
- Rushed for 130 yds. on 27 carries and a TD vs. Det. (9/21).
- Scored two, first half TDs vs. StL (11/16), marking his 15th career 100-yd. rushing game.
- Recorded 52 rus. yds. and a TD vs. NYJ (12/7) before leaving game with an ankle injury in 3rd qtr.

// 2007

- Posted a team-high 53 receipts. for 436 yds. and a TD, despite playing majority of season with nagging ankle injury in addition to being slowed with a broken hand suffered in training camp. Finished 6th in NFL in combined yds. with 1,533 yds. (1,102 rus., 436 rec.).
- Named 15th winner of the annual Garry Niver Award by reporters covering the team who represent the SF Chapter of the Pro Football Writer's Association in December of 2007.
- Gained 81 yds. on 20 carries with 2 TDs at StL (9/16), with one of his scores coming on a 43-yd. run on 4th-and-1 in the 3rd qtr.
- Inactive at Atl. (11/4) due to the ankle injury originally suffered at NYG (10/21), which was further aggravated vs. NO (10/28).
- Named NFC Offensive POW after having one of his best outings of the season at Arz. (11/25), rushing for 116 yds. and 2 TDs on 21 carries and recording career-highs with 11 receipts. and 98 receiving yds. The 11 receipts. by a RB marked the second-most in team history, behind the 12 receipts. RB Roger Craig totaled twice.
- Ran for season-high 138 yds. on 29 carries vs. Cin. (12/15).

// 2006

- Named to NFC Pro Bowl after setting franchise records with 312 carries and 1,695 yds. to go along with 8 TDs, while also recording a team-high 61 receipts. for 485 yds. with a score.
- His 2,180 yds. from scrimmage set a franchise record, and ranked 4th in NFL and 2nd in the NFC.
- Finished 3rd in the NFL and led the NFC in rushing yds. with 1,695, while ranking 3rd in the NFL with a 5.4-yd. rus. avg. Also led the NFL with 16 rushes of 20 yds. or more.
- Recorded nine, 100-yd. games in 2006, which shattered the previous franchise record of six, 100-yd. games in a season by RB Garrison Hearst (1998) and RB Roger Craig (1988).
- Earned 49ers 2006 Ed Block Courage Award for his tireless work ethic and determination while rehabilitating two surgically repaired shoulders during 2006 offseason. Also named co-recipient of the 2006 Bill Walsh Award (with CB Walt Harris).

- Named NFC Offensive POW vs. Oak. (10/8) after rushing 27 times for 134 yds. and hauling in 3 receipts. for 38 yds.
- Posted 22 carries for 159 yds. (7.2 avg.) at Det. (11/12). Took a 3rd-and-16 draw play for 61 yds. and a TD, breaking several tackles en route to the end zone. Had 148 yds. at halftime, a career-high and franchise record for rushing yds. in a half.
- Named NFC Offensive POW after having a record day vs. Sea. (11/19), carrying the ball 24 times for a franchise record and career-high 212 yds. Also caught 4 passes for 26 yds. and established a career-high with 238 combined yds.
- Registered 29 carries for 144 yds. and 4 receipts. for 34 yds. with his first career receiving TD on Thursday Night Game at Sea. (12/14).
- Capped outstanding season at Den. (12/31) with a then career-high 31 carries for 153 yds., marking a franchise record of nine, 100-yd. rus. games in a season.

// 2005

- Led team in rushing with 608 yds. on 127 carries with 3 rus. TDs, adding 15 receipts. for 131 yds. The last time a rookie led 49ers in rushing was 1990 when RB Dexter Carter recorded 460 yds. The 608 yds. were the most for a 49ers rookie since RB Roger Craig had 725 yds. rushing in 1983.
- Rushed for 17 yds. on 4 carries and caught 2 passes for 21 yds. in first career game vs. StL (9/11).
- Recorded a 72-yd. TD in 4th qtr. at Was. (10/23) to mark his first career rushing TD.
- Made first NFL start and had over 100 combined yds., recording 79 yds. rushing on 19 atts. and 57 rec. yds. on 3 receipts. at Jax. (12/18).
- Registered his first career 100-yd. game vs. Hou. (1/1) with 108 yds. on 25 carries.

// COLLEGE

Rushed for 1,975 yds. at the University of Miami (FL), finishing college career ranked 7th on school's career rushing record list. Also caught 23 passes for 225 yds. (9.8 avg.), returned 2 kickoffs for 48 yds. and recorded 5 tackles on special teams. Finished final season with career-highs for rus. yds. (945), carries (197) and TDs (8) as he ranked 4th in ACC in rus. yds.

// PERSONAL

- Attended Coral Gables (FL) HS, where he was one of the nation's most heavily-recruited RBs after setting a Dade County record for rushing yds. in a season with 2,953 yds. and 34 TDs, as a senior in 2000.
- Rushed for 1,559 yds. and 28 TDs as a junior in 1999 in addition to posting 301 receiving yds. and 4 more scores through the air.
- Listed as best RB on *Florida Times-Union* Super 75 list and earned *Super Prep* All-American honors.
- Born Frank Gore (5/14/83) in Coral Gables, FL.
- Majored in business management and organization.

// INJURY REPORT

- 2005:** Inactive for 2 games [vs. Sea. (11/20) and at Ten. (11/27)] with a groin injury.
- 2007:** Inactive at Atl. (11/4) with an ankle injury.
- 2008:** Sidelined with an ankle injury at Mia. (12/14) and at StL (12/21).
- 2009:** Suffered an ankle injury on the first series at Min. (9/27) and missed the following 2 games [vs. StL (10/4) and vs. Atl. (10/11)].
- 2010:** Placed on injured reserved after suffering a broken hip at Arz. (11/29).

GORE'S GAME-BY-GAME

2005

Date	Opp	W/L	P/S	Rsh	Yds	Avg	Lg	TD	Rec	Yds	TD
Sep 11	StL	W	1/0	4	17	4.3	9	0	2	21	0
Sep 18	at Phi	L	1/0	4	15	3.8	6	0	0	0	0
Sep 25	Dal	L	1/0	7	42	6.0	9	0	1	5	0
Oct 2	at Arz	L	1/0	2	4	2.0	4	0	2	-12	0
Oct 9	Ind	L	1/0	8	31	3.9	11	0	1	14	0
Oct 23	at Was	L	1/0	9	89	9.9	72t	1	0	0	0
Oct 30	TB	W	1/0	10	40	4.0	9	0	1	-7	0
Nov 6	NYG	L	1/0	7	33	4.7	22	0	1	3	0
Nov 13	at Chi	L	1/0	14	55	3.9	19	0	0	0	0
Nov 20	Sea	L	-	-	-	-	INACTIVE (Groin)	-	-	-	-
Nov 27	at Ten	L	-	-	-	-	INACTIVE (Groin)	-	-	-	-
Dec 4	Arz	L	1/0	6	22	3.7	9	0	1	31	0
Dec 11	at Sea	L	1/0	2	5	2.5	4	0	1	6	0
Dec 18	at Jac	L	1/1	19	79	4.2	18	0	3	57	0
Dec 24	at StL	W	1/0	10	68	6.8	30t	2	0	0	0
Jan 1	Hou	W	1/0	25	108	4.3	28	0	2	13	0
TOTALS			14/1	127	608	4.8	72t	3	15	131	0

2008

Date	Opp	W/L	P/S	Rsh	Yds	Avg	Lg	TD	Rec	Yds	TD
Sep 7	Arz	L	1/1	14	96	6.9	41t	1	4	55	0
Sep 14	at Sea	W	1/1	19	61	3.2	23	1	5	38	0
Sep 21	Det	W	1/1	27	130	4.8	33	1	4	32	0
Sep 28	at NO	L	1/1	16	82	5.1	11	0	2	31	0
Oct 5	NE	L	1/1	12	54	4.5	16	0	4	24	1
Oct 12	Phi	L	1/1	19	101	5.3	25	1	3	16	0
Oct 19	at NYG	L	1/1	11	11	1.0	5	0	3	50	0
Oct 26	Sea	L	1/1	18	94	5.2	29	0	7	65	0
Nov 10	at Arz	L	1/1	23	99	4.3	20	0	1	6	0
Nov 16	StL	W	1/1	18	106	5.9	37	2	2	8	0
Nov 23	at Dal	L	1/1	14	26	1.9	7	0	1	6	0
Nov 30	at Buf	W	1/1	24	66	2.8	12	0	3	23	0
Dec 7	NYJ	W	1/1	14	52	3.7	12	0	3	13	1
Dec 14	at Mia	L	-	-	-	-	INACTIVE (Ankle)	-	-	-	-
Dec 21	at StL	W	-	-	-	-	INACTIVE (Ankle)	-	-	-	-
Dec 28	Was	W	1/1	11	58	5.3	11	0	1	6	0
TOTALS			14/14	240	1,036	4.3	41t	6	43	373	2

2006

Date	Opp	W/L	P/S	Rsh	Yds	Avg	Lg	TD	Rec	Yds	TD
Sep 10	at Arz	L	1/1	16	87	5.4	32	2	6	83	0
Sep 17	StL	W	1/1	29	127	4.4	32t	1	2	10	0
Sep 24	Phi	L	1/1	16	52	3.3	15	0	6	22	0
Oct 1	at KC	L	1/1	14	65	4.6	14	0	2	14	0
Oct 8	Oak	W	1/1	27	134	5.0	26	0	3	38	0
Oct 15	SD	L	1/1	10	55	5.5	22	0	5	35	0
Oct 29	at Chi	L	1/1	12	111	9.3	53	0	2	9	0
Nov 5	Min	W	1/1	19	41	2.2	11	0	5	36	0
Nov 12	at Det	W	1/1	22	159	7.2	61t	1	2	14	0
Nov 19	Sea	W	1/1	24	212	8.8	51	0	4	26	0
Nov 26	at StL	L	1/1	21	134	6.4	18	1	4	31	0
Dec 3	NO	L	1/1	13	40	3.1	12	0	5	28	0
Dec 10	GB	L	1/1	18	130	7.2	72	1	3	38	0
Dec 14	at Sea	W	1/1	29	144	5.0	40	0	4	34	1
Dec 24	Arz	L	1/1	11	51	4.6	15	2	6	35	0
Dec 31	at Den	W	1/1	31	153	4.9	24	0	2	32	0
TOTALS			16/16	312	1,695	5.4	72	8	61	485	1

2009

Date	Opp	W/L	P/S	Rsh	Yds	Avg	Lg	TD	Rec	Yds	TD
Sep 13	at Arz	W	1/1	22	30	1.4	6t	1	3	18	1
Sep 20	Sea	W	1/1	16	207	12.9	80t	2	5	39	0
Sep 27	at Min	L	1/1	1	4	4.0	4	0	0	0	0
Oct 4	StL	W	-	-	-	-	INACTIVE (Ankle)	-	-	-	-
Oct 11	Atl	L	-	-	-	-	INACTIVE (Ankle)	-	-	-	-
Oct 25	at Hou	L	1/1	13	32	2.5	9	0	2	15	0
Nov 1	at Ind	L	1/1	13	91	7.0	64t	1	5	43	0
Nov 8	Ten	L	1/1	15	83	5.5	13	1	7	75	0
Nov 12	Chi	W	1/1	25	104	4.2	25	1	4	21	0
Nov 22	at GB	L	1/1	7	59	8.4	42	0	3	9	0
Nov 29	Jax	W	1/1	16	33	2.1	6	0	7	14	1
Dec 6	at Sea	L	1/1	9	25	2.8	6	0	5	37	1
Dec 14	Arz	W	1/1	25	167	6.7	36	1	2	10	0
Dec 20	at Phi	L	1/1	16	107	6.7	37	0	3	19	0
Dec 27	Det	W	1/1	28	71	2.5	15	1	4	81	0
Jan 3	at StL	W	1/1	23	107	4.7	34	2	2	25	0
TOTALS			14/14	229	1,120	4.9	80t	10	52	406	3

2007

Date	Opp	W/L	P/S	Rsh	Yds	Avg	Lg	TD	Rec	Yds	TD
Sep 10	Arz	W	1/1	18	55	3.1	12	1	1	21	0
Sep 16	at StL	W	1/1	20	81	4.1	43t	2	2	4	0
Sep 23	at Pit	L	1/1	14	39	2.8	11	0	2	12	0
Sep 30	Sea	L	1/1	16	79	4.9	17	0	3	42	0
Oct 7	Bal	L	1/1	16	52	3.3	10	0	3	23	0
Oct 21	at NYG	L	1/1	14	88	6.3	24	0	3	23	0
Oct 28	NO	L	1/1	12	41	3.4	9	0	1	0	0
Nov 4	at Atl	L	-	-	-	-	INACTIVE (Ankle)	-	-	-	-
Nov 12	at Sea	L	1/1	13	72	5.5	16	0	2	7	0
Nov 18	StL	L	1/1	15	32	2.1	7	0	5	31	0
Nov 25	at Arz	W	1/1	21	116	5.5	35t	2	11	98	0
Dec 2	at Car	L	1/1	12	58	4.8	11	0	5	53	0
Dec 9	Min	L	1/1	16	68	4.3	15	0	8	49	0
Dec 15	Cin	W	1/1	29	138	4.8	20	0	1	9	0
Dec 23	TB	W	1/1	21	89	4.2	20	0	4	43	1
Dec 30	at Cle	L	1/1	23	94	4.1	16	0	2	21	0
TOTALS			15/15	260	1,102	4.2	43t	5	53	436	1

2010

Date	Opp	W/L	P/S	Rsh	Yds	Avg	Lg	TD	Rec	Yds	TD
Sep 12	at Sea	L	1/1	17	38	2.2	10	0	6	45	0
Sep 20	NO	L	1/1	20	112	5.6	20	1	7	56	1
Sep 26	at KC	L	1/1	15	43	2.9	6	0	9	102	0
Oct 3	at Atl	L	1/1	21	77	3.7	13	0	7	60	0
Oct 10	Phi	L	1/1	18	52	2.9	16	0	4	21	1
Oct 17	Oak	W	1/1	25	149	6.0	64	0	0	0	0
Oct 24	at Car	L	1/1	19	102	5.4	20	0	4	57	0
Oct 31	Den	W	1/1	29	118	4.1	21	1	1	7	0
Nov 14	StL	W	1/1	22	87	4.0	23	1	3	67	0
Nov 21	TB	L	1/1	12	23	1.9	6	0	5	37	0
Nov 29	at Arz	W	1/1	5	52	10.4	25	0	0	0	0
PLACED ON INJURED RESERVE ON 11/30 (Hip)											
TOTALS			11/11	203	853	4.2	64	3	46	452	2

GORE'S GAME-BY-GAME

2011

Date	Opp	W/L	P/S	Rsh	Yds	Avg	Lg	TD	Rec	Yds	TD
Sep 11	Sea	W	1/1	22	59	2.7	16	0	3	19	0
Sep 18	Dal	L	1/1	20	47	2.4	9	1	3	17	0
Sep 25	at Cin	W	1/1	17	42	2.5	12	0	0	0	0
Oct 2	at Phi	W	1/0	15	127	8.5	40	1	2	12	0
Oct 9	TB	W	1/1	20	125	6.3	21	1	2	18	0
Oct 16	at Det	W	1/1	15	141	9.4	55	1	2	5	0
Oct 30	Cle	W	1/1	31	134	4.3	26	1	0	0	0
Nov 6	at Was	W	1/1	19	107	5.6	27	0	1	7	0
Nov 13	NYG	W	1/1	6	0	0.0	3	0	1	8	0
Nov 20	Arz	W	1/1	24	88	3.7	14	0	1	6	0
Nov 24	at Bal	L	1/1	14	39	2.8	9	0	1	9	0
Dec 4	StL	W	1/1	21	73	3.5	20	0	0	0	0
Dec 11	at Arz	L	1/1	10	72	7.2	37t	1	0	0	0
Dec 19	Pit	W	1/1	18	65	3.6	13	1	0	0	0
Dec 24	at Sea	W	1/1	23	83	3.6	14	1	1	13	0
Jan 1	at StL	W	1/1	7	9	1.3	3	0	0	0	0
TOTALS			16/15	282	1,211	4.3	55	8	17	114	0

2011 Postseason

Date	Opp	W/L	P/S	Rsh	Yds	Avg	Lg	TD	Rec	Yds	TD
Jan 14	NO	W	1/1	13	89	6.8	42	0	7	38	0
Jan 22	NYG	L	1/1	16	74	4.6	11	0	6	45	0
TOTALS			2/2	29	163	5.6	42	0	13	83	0



LARRY GRANT

54

LINEBACKER
6-1 | 251

OHIO STATE | 4TH YEAR
BORN 2.16.85 | SANTA ROSA, CA
ACQUIRED FA IN '11
FOOTHILL HS, SACRAMENTO, CA

Larry Grant re-joined the 49ers in 2011 after spending the previous three seasons with the St. Louis Rams. He finished the year with 30 tackles, a pair of sacks and a forced fumble that preserved a 49ers victory in Seattle. Originally drafted in the seventh round (214th overall) by San Francisco in the 2008 NFL Draft, Grant spent time on the 49ers practice squad before being signed to the Rams active roster in November of 2008. A native of Santa Rosa, CA, Grant attended City College of San Francisco and was named the 2005 NJCAA Defensive Player of the Year.

// 2012 HIGHLIGHTS

- Notched his first career blocked punt in the 4th qtr. at NYJ (9/30). The ball went out of bounds at the NYJ 4-yd. line and was the 49ers first blocked punt since 10/3/10 at Atl.

GRANT'S CAREER HIGHS

- Total Tackles:** 10 at Arz. (12/11/11)
- Solo:** 9 at Arz. (12/11/11)
- Assists:** 3 vs. Pit. (12/19/11)
- Sacks:** 2.0 vs. SD (10/17/10)
- Forced Fumbles:** 2 (2 times) Last vs. Det. (12/27/09)
- Fumble Recoveries:** 1 (2 times) Last vs. Arz. (9/12/10)
- Passes Defensed:** 4 vs. Pit. (12/19/11)

GRANT'S GAME-BY-GAME

2012

Date	Opp	W/L	P/S	Tot	Sol	Ast	Sk	Yds	Int	Yds	PD	FF	FR	Yds
Sep 9	at GB	W	1/0	0	0	0	0.0	0.0	0	0	0	0	0	0
Sep 16	Det	W	1/0	0	0	0	0.0	0.0	0	0	0	0	0	0
Sep 23	at Min	L	1/0	0	0	0	0.0	0.0	0	0	0	0	0	0
Sep 30	at NYJ	W	1/0	0	0	0	0.0	0.0	0	0	0	0	0	0
Oct 7	Buf	W	1/0	1	1	0	0.0	0.0	0	0	0	0	0	0
Oct 14	NYG	L	1/0	0	0	0	0.0	0.0	0	0	0	0	0	0
Oct 18	Sea	W	1/0	0	0	0	0.0	0.0	0	0	0	0	0	0
Oct 29	at Arz	W	1/0	0	0	0	0.0	0.0	0	0	0	0	0	0
Nov 11	StL	T	1/0	0	0	0	0.0	0.0	0	0	0	0	0	0
Nov 19	Chi	W	1/0	0	0	0	0.0	0.0	0	0	0	0	0	0
Nov 25	at NO	W	1/0	0	0	0	0.0	0.0	0	0	0	0	0	0
Dec 2	at StL	L	1/0	0	0	0	0.0	0.0	0	0	0	0	0	0
Dec 9	Mia	W	1/0	0	0	0	0.0	0.0	0	0	0	0	0	0
Dec 16	at NE	W	1/0	0	0	0	0.0	0.0	0	0	0	0	0	0
Dec 23	at Sea	L	1/0	0	0	0	0.0	0.0	0	0	0	0	0	0
Dec 30	Arz	W	1/0	0	0	0	0.0	0.0	0	0	0	0	0	0
TOTALS				16/0	1	1	0.0	0.0	0	0	0	0	0	0

2012 Postseason

Date	Opp	W/L	P/S	Tot	Sol	Ast	Sk	Yds	Int	Yds	PD	FF	FR	Yds
Jan 12	GB	W	1/0	0	0	0	0.0	0.0	0	0	0	0	0	0
Jan 20	at Atl	W	1/0	0	0	0	0.0	0.0	0	0	0	0	0	0
Feb 3	Bal													
TOTALS				2/0	0	0	0.0	0.0	0	0	0	0	0	0

GRANT'S CAREER STATISTICS

YEAR	TEAM	GP	GS	TACKLES					INTERCEPTIONS					FUMBLES			
				TOT	SOL	AST	SACKS	YDS	INT	YDS	LG	TD	PD	FF	FR	YDS	
2008	STL	2	0	0	0	0	0.0	0.0	0	0	0	0	0	0	0	0	0
2009	STL	16	0	9	6	3	1.0	6.0	0	0	0	0	0	1	1	0	0
2010	STL	16	8	23	13	10	2.0	16.0	0	0	0	0	0	2	1	0	0
2011	SF	16	3	30	20	10	2.0	8.0	0	0	0	0	5	1	0	0	0
2012	SF	16	0	1	1	0	0.0	0.0	0	0	0	0	0	0	0	0	0
TOTALS		66	11	63	40	23	5.0	30.0	0	0	0	0	5	4	2	0	0

PLAYOFFS

YEAR	TEAM	GP	GS	TACKLES					INTERCEPTIONS					FUMBLES			
				TOT	SOL	AST	SACKS	YDS	INT	YDS	LG	TD	PD	FF	FR	YDS	
2011	SF	2	0	0	0	0	0.0	0.0	0	0	-	0	0	0	0	0	0
2012	SF	2	0	0	0	0	0.0	0.0	0	0	-	0	0	0	0	0	0
TOTALS		4	0	0	0	0	0.0	0.0	0	0	-	0	0	0	0	0	0

Additional Statistics:

Blocked Punts – 1: 2012 (1); **Special Teams Tackles:** Regular Season – 41: 2008 (6), 2009 (9), 2010 (10), 2011 (10); 2012 (6); Postseason – 2: 2011 (1), 2012 (1)

Milestones:

NFL Debut: vs. SF (12/21/08); **First Start:** vs. Arz. (12/12/10); **First Sack:** at SF (10/4/09 – QB Shaun Hill); **First FF:** vs. SF (1/3/10 – WR Arnaz Battle); **First FR:** at Ten. (12/13/09 – RB Alvin Pearman); **First Blocked Punt:** at NYJ (9/30/12 – P Robert Malone)





// TRANSACTIONS

Originally selected in the 7th-round (214th overall) by SF in 2008... Released by SF on 8/31/08...Signed to SF practice squad on 9/3/08... Signed to StL active roster on 11/26/08...Signed one-year deal with StL on 6/22/10...Released by StL on 7/30/11...Signed one-year deal with SF on 7/31/11...Tendered one-year contract as restricted free agent.

// 2011 (SAN FRANCISCO)

- Recorded a career-high 30 tackles, 2.0 sacks, 5 PDs and 1 FF.
- Made 49ers debut vs. Sea. (9/11) on special teams.
- Recorded first sack as a 49er vs. StL (12/4), taking down Rams QB A. J. Feeley in the 2nd qtr. Tallied a career-high 5 stops.
- Made first 49ers start at Arz. (12/11) and recorded a career-high 10 tackles, including 2 special teams stops and 1 PD.
- Tallied a career-high and a 49ers single-game high 4 PDs vs. Pit. (12/19), including 6 tackles and 1 special teams stop.
- Posted 1.0 sack and recorded first FF of the season after stripping the ball from QB Tarvaris Jackson at Sea. (12/24), stopping Seattle's potential go-ahead score late in the 4th qtr.

// 2010 (ST. LOUIS)

- Posted 23 tackles, 2.0 sacks and 2 FFs.
- Made his first career start vs. Arz. (9/12) and registered 4 tackles and 1 FF.
- Recorded first career multi-sack game (2.0) vs. SD (10/17).

// 2009 (ST. LOUIS)

- Notched first career sack at SF (10/4), bringing down QB Shaun Hill.

// 2008 (SAN FRANCISCO/ST. LOUIS)

- Spent 12 weeks on 49ers practice squad before being signed to StL active roster on 11/26.
- Registered a career-high 5 tackles at Atl. (12/28).

// COLLEGE

Played in 25 games (14 starts) for the Buckeyes, registering 69 tackles, 5.5 sacks, 2 INTs, 1 FF and 3 PDs. Also recorded 3 blocked kicks. Began collegiate career at San Francisco City College, playing 24 games and notching 175 tackles, 10.0 sacks, 20.5 TFLs, 7 FFs, 3 FRs, 6 INTs (one returned for a TD) and 6 PDs. Set both California junior college and NJCAA career records with 12 blocked kicks. Selected NJCAA National Defensive Player of the Year, California Junior College Player of the Year and First-Team NJCAA All-American in 2005.

// PERSONAL

- Attended Foothill HS in Sacramento, CA, as a freshman and played both RB and S. Re-enrolled at the school during the winter of his senior year.
- Moved to Georgia as a sophomore, attending Meadow Creek (Gwinnett County, GA) as a sophomore and junior.
- Attended Norcross (GA) HS as a senior, rushing for 450 yds. and 6 TDs on just 35 carries.
- Born Larry Grant (2/16/85) in Santa Rosa, CA.





CLARK HAGGANS

51

LINEBACKER
6-4 | 243

COLORADO STATE | 13TH YEAR
BORN 1.10.77 | TORRANCE, CA
ACQUIRED FA IN '12
PENINSULA HS, TORRANCE, CA

A veteran of 12 NFL seasons, Clark Haggans joins the 49ers after spending the last four years with the Arizona Cardinals. He has played in 172 games (104 starts) and has amassed 513 tackles, 46.5 sacks, 16 forced fumbles and five fumble recoveries in his career. Haggans was originally selected by Pittsburgh in the fifth-round (137th overall) of the 2000 NFL Draft and spent his first seven seasons with the Steelers.

// CAREER HIGHLIGHTS

- Member of Super Bowl XL champions Pit., where he finished 2nd on the team behind LB Joey Porter with a career high 9.0 sacks in 2005.

// 2012 HIGHLIGHTS

- Made his 49ers debut vs. Sea. (10/18) and recorded 1 tackle.

// GOLDMINE

- Growing up near the Pacific Ocean in Torrance, CA, Haggans tried out surfing, and had the opportunity to go bicycle riding and relaxing on the beach. In high school, he played basketball, football and ran track. He's continued to travel in the offseason, visiting Europe, Mexico, Hawaii, the Bahamas, Jamaica and the Caribbean and having a passion for fishing and jet skiing. "Being near the beach and going swimming have just always been a part of me."
- Haggans' mother was a veterinarian and the family grew up always around animals. "We had a ton of pets. I don't remember a time where we didn't have at least four dogs." Clark's parents gave him the support and motivation in life. "With my mom, she kept having me go on and press forward. My dad always said, 'Whatever you start, you finish.'"
- Throughout his NFL career, Haggans has made community service a priority. In Pittsburgh he had a charity and signed autographs in exchange toy donations for children in need and also raised money by hosting a radio show for six years. In Arizona, he teamed with LB Travis LaBoy and bought toys for children. "We used to just drive down to the Toys R Us, get a U-Haul van, load it up and go find a Boys and Girls Club and drop it off just randomly. We were doing that during the holidays."

HAGGANS' GAME-BY-GAME

2012

Date	Opp	W/L	P/S	Tot	Sol	Ast	Sk	Yds	Int	Yds	PD	FF	FR	Yds
Sep 9	at GB	W	-	-	-	-	-	DID NOT PLAY	-	-	-	-	-	-
Sep 16	Det	W	-	-	-	-	-	DID NOT PLAY	-	-	-	-	-	-
Sep 23	at Min	L	-	-	-	-	-	SUSPENDED	-	-	-	-	-	-
Sep 30	at NYJ	W	-	-	-	-	-	SUSPENDED	-	-	-	-	-	-
Oct 7	Buf	W	-	-	-	-	-	SUSPENDED	-	-	-	-	-	-
Oct 14	NYG	L	-	-	-	-	-	DID NOT PLAY	-	-	-	-	-	-
Oct 18	Sea	W	1/0	1	0	1	0.0	0.0	0	0	0	0	0	0
Oct 29	at Arz	W	1/0	1	1	0	0.0	0.0	0	0	0	0	0	0
Nov 11	StL	T	1/0	0	0	0	0.0	0.0	0	0	0	0	0	0
Nov 19	Chi	W	1/0	2	1	1	0.0	0.0	0	0	0	0	0	0
Nov 25	at NO	W	1/0	0	0	0	0.0	0.0	0	0	0	0	0	0
Dec 2	at StL	L	1/0	0	0	0	0.0	0.0	0	0	0	0	0	0
Dec 9	Mia	W	1/0	1	0	1	0.0	0.0	0	0	0	0	0	0
Dec 16	at NE	W	1/0	0	0	0	0.0	0.0	0	0	0	0	0	0
Dec 23	at Sea	L	-	-	-	-	-	INACTIVE (Shoulder)	-	-	-	-	-	-
Dec 30	Arz	W	1/0	0	0	0	0.0	0.0	0	0	0	0	0	0
TOTALS			9/0	5	2	3	0.0	0.0	0	0	0	0	0	0

2012 Postseason

Date	Opp	W/L	P/S	Tot	Sol	Ast	Sk	Yds	Int	Yds	PD	FF	FR	Yds
Jan 12	GB	W	-	-	-	-	-	DID NOT PLAY	-	-	-	-	-	-
Jan 20	at Atl	W	1/0	0	0	0	0.0	0.0	0	0	0	0	0	0
Feb 3	Bal													
TOTALS			1/0	0	0	0	0.0	0.0	0	0	0	0	0	0



HAGGANS' GAME-BY-GAME

YEAR	TEAM	GP	GS	TACKLES					INTERCEPTIONS					FUMBLES			
				TOT	SOL	AST	SACKS	YDS	INT	YDS	LG	TD	PD	FF	FR	YDS	
2000	PIT	2	0	0	0	0	0.0	0.0	0	0	0	0	0	0	0	0	0
2001	PIT	16	1	21	11	10	0.0	0.0	0	0	0	0	0	1	0	0	
2002	PIT	16	1	40	25	15	6.5	45.0	0	0	0	0	8	2	0	0	
2003	PIT	16	2	27	18	9	1.0	3.0	0	0	0	0	1	1	0	0	
2004	PIT	13	13	38	30	8	6.0	15.0	0	0	0	0	1	2	1	0	
2005	PIT	13	13	61	42	19	9.0	42.0	0	0	0	0	2	4	0	0	
2006	PIT	15	15	77	52	25	6.0	27.5	1	0	0	0	4	2	1	0	
2007	PIT	16	16	58	37	21	4.0	27.0	0	0	0	0	1	0	1	0	
2008	ARZ	11	0	19	18	1	1.0	12.0	0	0	0	0	2	0	1	0	
2009	ARZ	16	14	74	57	17	5.0	22.5	0	0	0	0	1	2	0	0	
2010	ARZ	13	13	47	38	9	5.0	28.0	0	0	0	0	2	1	0	0	
2011	ARZ	16	16	46	30	16	3.0	19.0	0	0	0	0	2	1	1	0	
2012	SF	9	0	5	2	3	0.0	0.0	0	0	0	0	0	0	0	0	
TOTALS		172	104	513	360	153	46.5	241.0	1	0	0	0	24	16	5	0	

PLAYOFFS

YEAR	TEAM	GP	GS	TACKLES					INTERCEPTIONS					FUMBLES		
				TOT	SOL	AST	SACKS	YDS	INT	YDS	LG	TD	PD	FF	FR	YDS
2001	PIT	2	0	0	0	0	0.0	0.0	0	0	0	0	0	0	0	0
2002	PIT	2	1	2	1	1	0.0	0.0	0	0	0	0	0	0	0	0
2004	PIT	2	2	13	5	8	2.0	18.0	0	0	0	0	1	0	0	0
2005	PIT	4	4	18	14	4	1.5	8.5	0	0	0	0	1	0	0	0
2007	PIT	1	1	1	1	0	0.0	0.0	0	0	0	0	0	0	0	0
2008	ARZ	0	0	–	–	INJURED RESERVE (LEFT FOOT)					–	–	–	–	–	–
2009	ARZ	2	2	5	4	1	0.0	0.0	0	0	0	0	1	0	0	0
2012	SF	1	0	0	0	0	0.0	0.0	0	0	–	0	0	0	0	0
TOTALS		14	10	39	25	14	3.5	26.5	0	0	0	0	3	0	0	0

Additional Statistics:

Special Teams Tackles: Regular Season – 62: 2001 (23), 2002 (17), 2003 (18) 2009 (4); Postseason – 4: 2001 (2), 2002 (2)

Milestones:

NFL Debut: vs. Bal. (9/3/01); **First Start:** vs. Cle. (1/6/01); **First Sack:** at NE (9/9/02 – QB Tom Brady); **First INT:** at Jax. (9/18/06 – QB Byron Leftwich); **First FF:** at. Cin. (12/30/01 – WR T.J. Houshmandzadeh); **First FR:** vs. Cle. (10/10/04 – QB Jeff Garcia)

HAGGANS' CAREER HIGHS

Total Tackles: 12 at Hou. (9/25/05)

Sacks: 2.0 (4 times) Last vs. Cin (9/24/06)

INTs: 1 at Jax. (9/18/06)

Forced Fumbles: 2 vs. Oak. (9/12/04)

Fumble Recoveries: 1 (5 times) Last vs. SF (11/10/08)

// TRANSACTIONS

Originally a 5th-round (137th pick overall) draft choice by Pit. in 2000...Re-signed a 1-year contract with Pit. on 4/20/03...Re-signed a 5-year contract with Pit. on 3/6/04...Signed a 1-year contract with Arz. on 3/27/08...Re-signed a 3-year contract with Arz. on 3/17/09...Re-signed a 1-year contract with Arz. on 6/5/12...Released by Arz. on 8/31/12...Signed a 1-year contract with SF on 9/3/12.

// 2011 (ARIZONA)

- Started all 16 games for just the second time in his career and totaled 54 tackles, 3 sacks, 3 PD, 1 FF and 1 FR.
- Played in his 150th career NFL game at Sea. (9/25); totaled five tackles and had a team-high three QB pressures.
- Had three tackles and recovered an RB Ahmad Bradshaw fumble on first drive of the game vs. NYG (10/2).
- Forced a fumble by WR Michael Jenkins on first drive of the 3rd quarter at Min. (10/9).
- Recorded his 1st sack of the season, bringing down QB Ben Roethlisberger in the 3rd quarter vs. Pit. (10/23).

// 2010 (ARIZONA)

- Started all 13 games played, missing 3 games due to a groin injury.
- Finished the season with 47 tackles, 4 TFL, 4 QB pressures, 2 QB hits and 5.0 sacks, which tied for the 2nd most on the team.
- Recorded 1.0 sack, 4 tackles, 1 PD and 1 TFL at Atl. (9/19).
- Tallied 3.0 sacks in 5 game stretch, with 1.0 sack each vs. SF (11/29), vs. Den. (12/12) and vs. Dal. (12/25).

// 2009 (ARIZONA)

- Started the season opener and was part of a defense that held the 49ers to 21 rushing yards on 25 carries vs. SF (9/13); marked the third lowest rushing total in 49ers history.
- Recorded first FF as a Cardinal at Jax. (9/20).
- Led team with 1.5 sacks and 3 QB pressures vs. Sea. (11/15).

// 2008 (ARIZONA)

- Saw his first season in Arz. cut short after 11 games due to an injured left foot, marking the fewest games played since his rookie year of 2000.
- Totaled season high 6 tackles at Was. (9/21).
- Registered 3 tackles and 1.0 sack vs. Buf. (10/5); tallied his first sack as a Cardinal when he took down QB J.P. Losman in the 3rd quarter
- Stopped 49ers RB Michael Robinson on the 2-yard line to end the game while recording a total of 3 tackles, 1 QB hit and 1 FR.

// 2007 (PITTSBURGH)

- Started all 16 games for the 1st time in his career while also starting the AFC Wild Card game.
- Registered 58 tackles, 4.0 sacks, 1 PD and 1 FR.
- Recorded 6 tackles and 0.5 sack of QB Matt Hasselbeck as part of a defensive unit that allowed just 144 total yards of offense and 8 first downs vs. Sea. (10/7).
- Playing in his 100th career game, recorded 4 tackles and was part of a defense that limited the Bal. to only 104 total yards and 5 first downs vs. Bal. (11/5).

// 2006 (PITTSBURGH)

- Started the first 15 games before sitting out the season finale with a knee injury.
- Recorded six tackles and his 1st career INT off a tipped pass by teammate James Farrior at Jax. (9/18).
- Registered 5 tackles, 2.0 sacks of QB Carson Palmer and 1 FF that occurred on his 1st sack of Palmer vs. Cin. (9/24).
- Tallied four tackles, a sack of QB Charlie Frye and 1 FR at Cle. (11/19).

// 2005 (PITTSBURGH)

- Started all 13 regular season games that he played in and all 4 post-season games for Pit.
- His 9.0 sacks ranked 2nd on the team and 3rd-best in the NFL among LBs; had at least 1.0 sack in 9 of the 13 games he played in during the regular season.
- Recorded his 1st sack of the season when he took down QB Steve McNair vs. Ten. (9/11).
- Recorded a sack of David Carr and also tallied 1 FF at Hou (9/18).
- Set a career-high with 10 tackles and 2 FF and also added 1.0 sack vs. NE (9/25).
- Finished with 5 tackles and 1.0 sack of QB Carson Palmer vs. Cin. (12/3).
- Recorded four tackles, a tackle for a loss and a half-sack of QB Jon Kitna in the AFC Wild Card game at Cin. (1/8/06).
- Recorded 3 tackles and teamed up with S Troy Polamalu to tackle RB Edgerrin James at the 2-yard line to prevent TD in the AFC Divisional Playoff game at Ind. (1/15).
- Finished with 6 tackles in the AFC Championship game at Den. (1/22).
- Had 5 tackles, 1 TFL, and 1.0 sack of QB Matt Hasselbeck in Super Bowl XL win vs. Sea. (2/5).

// 2004 (PITTSBURGH)

- Started all 13 games in which he appeared as well as both post-season contests.
- Had 6 tackles, 2 FF and 2.0 sacks of Rich Gannon vs. Oak. (9/12).
- Recovered a QB Jeff Garcia fumble late in the game to help seal a win vs. Cle. (10/10).
- Recorded 5 tackles, 2.0 sacks of QB Patrick Ramsey and 2 QB pressures vs. Was. (11/28).
- Starting his first career playoff game, recorded 7 tackles, 1.0 sack of QB Chad Pennington and 1 PD in the AFC Divisional Playoff game vs. NYJ (1/15)
- Had 6 tackles and his second sack of the postseason after taking down QB Tom Brady in the AFC Championship game vs. NE (1/23).

// 2003 (PITTSBURGH)

- Named special teams captain and finished with 18 special teams tackles on the season.
- Credited with 12 tackles and 1.0 sack in 2 starts at LB, filled in for injured LB Joey Porter in the season opener and finished with 9 tackles, 1.0 sack of QB Kyle Boller and 1 FF vs. Bal. (9/7).
- Tied for the team lead with 3 special teams tackles at Sea. (11/2).

HAGGANS' GAME-BY-GAME

2002 (Pittsburgh)

Date	Opp	W/L	P/S	Tot	Sol	Ast	Sk	Yds	Int	Yds	PD	FF	FR	Yds
Sep 9	at NE	L	1/0	1	0	1	0.5	1.5	0	0	0	0	0	0
Sep 15	Oak	L	1/0	3	2	1	2.0	18.0	0	0	0	0	0	0
Sep 29	Cle	W	1/0	3	0	3	0.5	3.0	0	0	1	0	0	0
Oct 6	at NO	L	1/1	0	0	0	0.0	0.0	0	0	0	0	0	0
Oct 13	at Cin	W	1/0	4	2	2	0.5	4.5	0	0	1	0	0	0
Oct 21	Ind	W	1/0	3	1	2	0.0	0.0	0	0	1	0	0	0
Oct 27	at Bal	W	1/0	4	4	0	1.0	5.0	0	0	0	1	0	0
Nov 3	at Cle	W	1/0	4	3	1	1.5	10.0	0	0	2	0	0	0
Nov 10	Atl	T	1/0	3	2	1	0.0	0.0	0	0	0	0	0	0
Nov 17	at Ten	L	1/0	2	2	0	0.0	0.0	0	0	0	0	0	0
Nov 24	Cin	W	1/0	4	4	0	0.0	0.0	0	0	0	1	0	0
Dec 1	at Jax	W	1/0	2	1	1	0.0	0.0	0	0	0	0	0	0
Dec 8	Hou	L	1/0	3	1	2	0.0	0.0	0	0	0	0	0	0
Dec 15	Car	W	1/0	1	0	1	0.5	3.0	0	0	2	0	0	0
Dec 23	at TB	W	1/0	0	0	0	0.0	0.0	0	0	0	0	0	0
Dec 29	Bal	W	1/0	3	3	0	0.0	0.0	0	0	1	0	0	0
TOTALS			16/1	40	25	15	6.5	45.0	0	0	8	2	0	0

2002 Postseason (Pittsburgh)

Date	Opp	W/L	P/S	Tot	Sol	Ast	Sk	Yds	Int	Yds	PD	FF	FR	Yds
Jan 5	Cle	W	1/1	0	0	0	0.0	0.0	0	0	0	0	0	0
Jan 11	at Ten	L	1/0	2	1	1	0.0	0.0	0	0	0	0	0	0
TOTALS			2/1	2	1	1	0.0	0.0	0	0	0	0	0	0

2003 (Pittsburgh)

Date	Opp	W/L	P/S	Tot	Sol	Ast	Sk	Yds	Int	Yds	PD	FF	FR	Yds
Sep 7	Bal	W	1/1	9	5	4	1.0	3.0	0	0	1	1	0	0
Sep 14	at KC	L	1/1	6	6	0	0.0	0.0	0	0	0	0	0	0
Sep 21	at Cin	W	1/0	1	0	1	0.0	0.0	0	0	0	0	0	0
Sep 28	Ten	L	1/0	2	1	1	0.0	0.0	0	0	0	0	0	0
Oct 5	Cle	L	1/0	1	1	0	0.0	0.0	0	0	0	0	0	0
Oct 12	at Den	L	1/0	0	0	0	0.0	0.0	0	0	0	0	0	0
Oct 26	StL	L	1/0	0	0	0	0.0	0.0	0	0	0	0	0	0
Nov 2	at Sea	L	1/0	0	0	0	0.0	0.0	0	0	0	0	0	0
Nov 9	Arz	W	1/0	2	2	0	0.0	0.0	0	0	0	0	0	0
Nov 17	at SF	L	1/0	0	0	0	0.0	0.0	0	0	0	0	0	0
Nov 23	at Cle	W	1/0	1	1	0	0.0	0.0	0	0	0	0	0	0
Nov 30	Cin	L	1/0	2	1	1	0.0	0.0	0	0	0	0	0	0
Dec 7	Oak	W	1/0	0	0	1	0.0	0.0	0	0	0	0	0	0
Dec 14	at NYJ	L	1/0	0	0	0	0.0	0.0	0	0	0	0	0	0
Dec 21	SD	W	1/0	1	0	1	0.0	0.0	0	0	0	0	0	0
Dec 28	at Bal	L	1/0	1	1	0	0.0	0.0	0	0	0	0	0	0
TOTALS			16/2	27	18	9	1.0	3.0	0	0	0	1	0	0

2004 (Pittsburgh)

Date	Opp	W/L	P/S	Tot	Sol	Ast	Sk	Yds	Int	Yds	PD	FF	FR	Yds
Sep 12	Oak	W	1/1	5	5	0	2.0	0.0	0	0	1	2	0	0
Sep 19	at Bal	L	1/1	5	3	2	0.0	9.0	0	0	0	0	0	0
Sep 26	at Mia	W	1/1	3	2	1	0.0	0.0	0	0	0	0	0	0
Oct 3	Cin	W	1/1	0	0	0	0.0	0.0	0	0	0	0	0	0
Oct 10	Cle	W	1/1	4	3	1	0.0	0.0	0	0	0	0	1	0
Oct 17	at Dal	W	1/1	3	2	1	0.0	17.0	0	0	0	0	0	0
Oct 31	NE	W	1/1	2	2	0	0.0	0.0	0	0	0	0	0	0
Nov 7	Phi	W	1/1	4	3	1	1.0	0.5	0	0	0	0	0	0
Nov 14	at Cle	W	1/1	3	2	1	0.0	0.0	0	0	0	0	0	0
Nov 21	at Cin	W	1/1	0	0	0	0.0	0.0	0	0	0	0	0	0
Nov 28	Was	W	1/1	4	3	1	2.0	9.0	0	0	0	0	0	0
Dec 5	at Jax	W	1/1	3	3	0	1.0	5.0	0	0	0	0	0	0
Dec 12	NYJ	W	1/1	2	2	0	0.0	0.0	0	0	0	0	0	0
Dec 18	at NYG	W	-	-	-	-	INACTIVE (Hamstring)	-	-	-	-	-	-	-
Dec 26	Bal	W	-	-	-	-	INACTIVE (Hamstring)	-	-	-	-	-	-	-
Jan 2	at Buf	W	-	-	-	-	INACTIVE (Hamstring)	-	-	-	-	-	-	-
TOTALS			13/13	38	30	8	6.0	15.0	0	0	1	2	1	0

2004 Postseason (Pittsburgh)

Date	Opp	W/L	P/S	Tot	Sol	Ast	Sk	Yds	Int	Yds	PD	FF	FR	Yds
Jan 15	NYJ	W	1/1	7	3	4	1.0	11.0	0	0	1	0	0	0
Jan 23	NE	L	1/1	6	2	4	1.0	7.0	0	0	0	0	0	0
TOTALS			2/2	13	5	8	2.0	18.0	0	0	1	0	0	0

2005 (Pittsburgh)

Date	Opp	W/L	P/S	Tot	Sol	Ast	Sk	Yds	Int	Yds	PD	FF	FR	Yds
Sep 11	Ten	W	1/1	2	1	1	1.0	0.0	0	0	0	0	0	0
Sep 18	at Hou	W	1/1	5	5	0	1.0	5.0	0	0	1	1	0	0
Sep 25	NE	L	1/1	12	9	3	1.0	7.0	0	0	0	2	0	0
Oct 10	at SD	W	-	-	-	-	INACTIVE (Groin)	-	-	-	-	-	-	-
Oct 16	Jax	L	-	-	-	-	INACTIVE (Groin)	-	-	-	-	-	-	-
Oct 23	at Cin	W	-	-	-	-	INACTIVE (Groin)	-	-	-	-	-	-	-
Oct 31	Bal	W	1/1	6	4	2	1.0	3.0	0	0	0	0	0	0
Nov 6	at GB	W	1/1	1	0	1	0.0	0.0	0	0	0	0	0	0
Nov 13	Cle	W	1/1	2	1	1	1.0	4.0	0	0	0	1	0	0
Nov 20	at Bal	L	1/1	5	3	2	1.0	6.0	0	0	0	0	0	0
Nov 28	at Ind	L	1/1	7	4	3	0.0	0.0	0	0	0	0	0	0
Dec 4	Cin	L	1/1	6	3	3	1.0	5.0	0	0	0	0	0	0
Dec 11	Chi	W	1/1	4	4	0	1.0	8.0	0	0	0	0	0	0
Dec 18	at Min	W	1/1	2	2	0	0.0	0.0	0	0	0	0	0	0
Dec 24	at Cle	W	1/1	6	5	1	1.0	4.0	0	0	0	1	0	0
Jan 1	Det	W	1/1	3	1	2	0.0	0.0	0	0	1	0	0	0
TOTALS			13/13	61	42	19	9.0	42.0	0	0	2	4	0	0

2005 Postseason (Pittsburgh)

Date	Opp	W/L	P/S	Tot	Sol	Ast	Sk	Yds	Int	Yds	PD	FF	FR	Yds
Jan 8	at Cin	W	1/1	4	2	2	0.5	4.5	0	0	0	0	0	0
Jan 15	at Ind	W	1/1	3	2	1	0.0	0.0	0	0	0	0	0	0
Jan 22	at Den	W	1/1	6	5	1	0.0	0.0	0	0	0	0	0	0
Feb 5	Sea	W	1/1	5	5	0	1.0	4.0	0	0	1	0	0	0
TOTALS			4/4	18	14	4	1.5	8.5	0	0	1	0	0	0

2006 (Pittsburgh)

Date	Opp	W/L	P/S	Tot	Sol	Ast	Sk	Yds	Int	Yds	PD	FF	FR	Yds
Sep 7	Mia	W	1/1	7	3	4	0.0	0.0	0	0	0	0	1	0
Sep 18	at Jax	L	1/1	4	4	0	0.0	0.0	1	0	1	0	0	0
Sep 24	Cin	L	1/1	5	4	1	2.0	7.0	0	0	0	1	0	0
Oct 8	at SD	L	1/1	6	6	0	1.0	4.0	0	0	1	0	0	0
Oct 15	KC	W	1/1	3	1	2	0.0	0.0	0	0	1	0	0	0
Oct 22	at Atl	L	1/1	6	5	1	0.0	0.0	0	0	0	0	0	0
Oct 29	at Oak	L	1/1	7	4	3	1.5	8.0	0	0	0	0	0	0
Nov 5	Den	L	1/1	8	4	4	0.0	0.0	0	0	0	0	0	0
Nov 12	NO	W	1/1	6	4	2	0.0	0.0	0	0	1	1	0	0
Nov 19	at Cle	W	1/1	5	5	0	1.0	6.0	0	0	0	0	1	0
Nov 26	at Bal	L	1/1	5	3	2	0.0	0.0	0	0	0	0	0	0
Dec 3	TB	W	1/1	4	0	4	0.0	0.0	0	0	0	0	0	0
Dec 7	Cle	W	1/1	4	3	1	0.0	0.0	0	0	0	0	0	0
Dec 17	at Car	W	1/1	3	2	1	0.5	2.5	0	0	0	0	0	0
Dec 24	Bal	L	1/1	4	4	0	0.0	0.0	0	0	0	0	0	0
Dec 31	at Cin	W	-	-	-	-	INACTIVE (Knee)	-	-	-	-	-	-	-
TOTALS			15/15	77	52	25	6.0	27.5	1	0	4	2	1	0

HAGGANS' GAME-BY-GAME

2007 (Pittsburgh)

Date	Opp	W/L	P/S	Tot	Sol	Ast	Sk	Yds	Int	Yds	PD	FF	FR	Yds
Sep 9	at Cle	W	1/1	2	2	0	1.0	3.0	0	0	0	0	0	0
Sep 16	Buf	W	1/1	5	3	2	1.0	11.0	0	0	0	0	0	0
Sep 23	SF	W	1/1	1	0	1	0.0	0.0	0	0	0	0	0	0
Sep 30	at Arz	L	1/1	3	3	0	1.0	6.0	0	0	0	0	0	0
Oct 7	Sea	W	1/1	4	2	2	0.5	2.5	0	0	0	0	0	0
Oct 21	at Den	L	1/1	5	3	2	0.0	0.0	0	0	0	0	0	0
Oct 28	at Cin	W	1/1	2	1	1	0.0	0.0	0	0	0	0	0	0
Nov 5	Bal	W	1/1	4	2	2	0.5	4.5	0	0	0	0	0	0
Nov 11	Cle	W	1/1	8	2	6	0.0	0.0	0	0	0	0	0	0
Nov 18	at NYJ	L	1/1	6	4	2	0.0	0.0	0	0	0	0	0	0
Nov 26	Mia	W	1/1	1	0	1	0.0	0.0	0	0	0	0	0	0
Dec 2	Cin	W	1/1	5	4	1	0.0	0.0	0	0	0	0	1	0
Dec 9	at NE	L	1/1	4	4	0	0.0	0.0	0	0	0	0	0	0
Dec 16	Jax	L	1/1	3	2	1	0.0	0.0	0	0	0	0	0	0
Dec 20	at StL	W	1/1	2	2	0	0.0	0.0	0	0	0	0	0	0
Dec 30	at Bal	L	1/1	3	3	0	0.0	0.0	0	0	1	0	0	0
TOTALS			16/16	58	37	21	4.0	27.0	0	0	1	0	1	0

2007 Postseason (Pittsburgh)

Date	Opp	W/L	P/S	Tot	Sol	Ast	Sk	Yds	Int	Yds	PD	FF	FR	Yds
Jan 5	Jax	L	1/1	1	1	0	0.0	0.0	0	0	0	0	0	0
TOTALS			1/1	1	1	0	0.0	0.0	0	0	0	0	0	0

2008 (Arizona)

Date	Opp	W/L	P/S	Tot	Sol	Ast	Sk	Yds	Int	Yds	PD	FF	FR	Yds
Sep 7	at SF	W	1/0	1	1	0	0.0	0.0	0	0	0	0	0	0
Sep 14	Mia	W	1/0	3	3	0	0.0	0.0	0	0	0	0	0	0
Sep 21	at Was	L	1/0	4	4	0	0.0	0.0	0	0	0	0	0	0
Sep 28	at NYJ	L	1/0	5	4	1	0.0	0.0	0	0	1	0	0	0
Oct 5	Buf	W	1/0	2	2	0	1.0	12.0	0	0	0	0	0	0
Oct 12	Dal	W	1/0	1	1	0	0.0	0.0	0	0	0	0	0	0
Oct 26	at Car	L	1/0	0	0	0	0.0	0.0	0	0	0	0	0	0
Nov 2	at StL	W	1/0	0	0	0	0.0	0.0	0	0	0	0	0	0
Nov 10	SF	W	1/0	2	2	0	0.0	0.0	0	0	0	0	1	0
Nov 16	at Sea	W	1/0	1	1	0	0.0	0.0	0	0	1	0	0	0
Nov 23	NYG	L	-	-	-	-	INACTIVE (Left Foot)	-	-	-	-	-	-	-
Nov 27	at Phi	L	-	-	-	-	INACTIVE (Left Foot)	-	-	-	-	-	-	-
Dec 7	StL	W	1/0	0	0	0	0.0	0.0	0	0	0	0	0	0
Dec 14	Min	L	-	-	-	-	INACTIVE (Left Foot)	-	-	-	-	-	-	-
PLACED ON INJURED RESERVE ON 12/19 (LEFT FOOT)														
TOTALS			11/0	19	18	1	1.0	12.0	0	0	2	0	1	0

2009 (Arizona)

Date	Opp	W/L	P/S	Tot	Sol	Ast	Sk	Yds	Int	Yds	PD	FF	FR	Yds
Sep 13	SF	L	1/1	3	2	1	0.0	0.0	0	0	0	0	0	0
Sep 20	at Jax	W	1/1	5	4	1	1.0	5.0	0	0	0	1	0	0
Sep 27	Ind	L	1/0	5	5	0	0.0	0.0	0	0	0	0	0	0
Oct 11	Hou	W	1/1	4	4	0	0.0	0.0	0	0	0	0	0	0
Oct 18	at Sea	W	1/1	2	1	1	0.5	5.5	0	0	0	1	0	0
Oct 25	at NYG	W	1/1	7	6	1	0.0	0.0	0	0	0	0	0	0
Nov 1	Car	L	1/1	4	2	2	0.0	0.0	0	0	0	0	0	0
Nov 8	at Chi	W	1/1	2	2	0	1.0	0.0	0	0	0	0	0	0
Nov 15	Sea	W	1/1	5	4	1	1.5	6.0	0	0	0	0	0	0
Nov 22	at StL	W	1/1	5	5	0	0.0	0.0	0	0	0	0	0	0
Nov 29	at Ten	L	1/1	5	4	1	0.5	0.5	0	0	0	0	0	0
Dec 6	Min	W	1/0	4	2	2	0.0	0.0	0	0	0	0	0	0
Dec 14	at SF	L	1/1	8	6	2	0.0	0.0	0	0	0	0	0	0
Dec 20	at Det	W	1/1	7	4	3	0.5	5.5	0	0	0	0	0	0
Dec 27	StL	W	1/1	6	5	1	0.0	0.0	0	0	0	0	0	0
Jan 3	GB	L	1/1	2	1	1	0.0	0.0	0	0	0	0	0	0
TOTALS			16/14	74	57	17	5.0	22.5	0	0	1	2	0	0

2009 Postseason (Arizona)


Date	Opp	W/L	P/S	Tot	Sol	Ast	Sk	Yds	Int	Yds	PD	FF	FR	Yds
Jan 10	GB	W	1/1	2	2	0	0.0	0.0	0	0	0	0	0	0
Jan 16	at NO	L	1/1	3	2	1	0.0	0.0	0	0	1	0	0	0
TOTALS			2/2	5	4	1	0.0	0.0	0	0	1	0	0	0

2010 (Arizona)

Date	Opp	W/L	P/S	Tot	Sol	Ast	Sk	Yds	Int	Yds	PD	FF	FR	Yds
Sep 12	at StL	W	1/1	5	5	0	0.0	0.0	0	0	0	0	0	0
Sep 19	at Atl	L	1/1	4	3	1	1.0	2.0	0	0	1	0	0	0
Sep 26	Oak	W	1/1	3	2	1	0.0	0.0	0	0	0	0	0	0
Oct 3	at SD	L	1/1	8	6	2	0.0	0.0	0	0	0	0	0	0
Oct 10	NO	L	1/1	3	2	1	1.0	6.0	0	0	0	1	0	0
Oct 24	at Sea	L	1/1	6	6	0	0.0	0.0	0	0	1	0	0	0
Oct 31	TB	L	-	-	-	-	INACTIVE (Groin)	-	-	-	-	-	-	-
Nov 7	at Min	L	-	-	-	-	INACTIVE (Groin)	-	-	-	-	-	-	-
Nov 14	Sea	L	1/1	0	0	0	0.0	0.0	0	0	0	0	0	0
Nov 21	at KC	L	-	-	-	-	INACTIVE (Groin)	-	-	-	-	-	-	-
Nov 29	SF	L	1/1	4	4	0	1.0	4.0	0	0	0	0	0	0
Dec 5	StL	L	1/1	5	4	1	0.0	0.0	0	0	0	0	0	0
Dec 12	Den	W	1/1	1	1	0	1.0	10.0	0	0	0	0	0	0
Dec 19	at Car	L	1/1	1	0	1	0.0	0.0	0	0	0	0	0	0
Dec 25	Dal	W	1/1	2	2	0	1.0	6.0	0	0	0	0	0	0
Jan 2	at SF	L	1/1	5	3	2	0.0	0.0	0	0	0	0	0	0
TOTALS			13/13	47	38	9	5.0	28.0	0	0	2	1	0	0

2011 (Arizona)

Date	Opp	W/L	P/S	Tot	Sol	Ast	Sk	Yds	Int	Yds	PD	FF	FR	Yds
Sep 11	Car	W	1/1	1	1	0	0.0	0.0	0	0	0	0	0	0
Sep 18	at Was	L	1/1	4	3	1	0.0	0.0	0	0	1	0	0	0
Sep 25	at Sea	L	1/1	5	2	3	0.0	0.0	0	0	0	0	0	0
Oct 2	NYG	L	1/1	1	1	0	0.0	0.0	0	0	0	0	1	0
Oct 9	at Min	L	1/1	1	1	0	0.0	0.0	0	0	0	1	0	0
Oct 23	Pit	L	1/1	5	3	2	1.0	2.0	0	0	1	0	0	0
Oct 30	at Bal	L	1/1	4	1	3	0.0	0.0	0	0	0	0	0	0
Nov 6	StL	W	1/1	5	3	2	0.0	0.0	0	0	0	0	0	0
Nov 13	at Phi	W	1/1	2	1	1	0.0	0.0	0	0	0	0	0	0
Nov 20	at SF	L	1/1	3	3	0	0.0	0.0	0	0	0	0	0	0
Nov 27	at StL	W	1/1	1	1	0	0.0	0.0	0	0	0	0	0	0
Dec 4	Dal	W	1/1	3	3	0	1.0	6.0	0	0	0	0	0	0
Dec 11	SF	W	1/1	2	0	2	0.0	9.0	0	0	0	0	0	0
Dec 18	Cle	W	1/1	4	4	0	0.0	0.0	0	0	0	0	0	0
Dec 24	at Cin	L	1/1	3	1	2	0.0	0.0	0	0	0	0	0	0
Jan 1	Sea	W	1/1	2	2	0	1.0	11.0	0	0	0	0	0	0
TOTALS			16/16	46	30	16	3.0	19.0	0	0	2	1	1	0



CHAD HALL

14

WIDE RECEIVER
5-8 | 187

AIR FORCE | 3RD YEAR
BORN 5.23.86 | ATLANTA, GA
ACQUIRED FA IN '12
WESLEYAN SCHOOL, NORCROSS, GA

Chad Hall was promoted to the 49ers active roster after spending the previous eight weeks on the team's practice squad. Prior to joining the 49ers, Hall appeared in 15 games (1 start) with the Philadelphia Eagles.

// 2012 POSTSEASON HIGHLIGHTS

- Promoted to San Francisco active roster on 1/19/13 and made his 49ers debut at Atl. (1/20/13) (NFC-C).

// 2012 HIGHLIGHTS

- Signed to 49ers practice squad on 11/27. Was released from the practice squad on 12/14, and re-signed on 12/17.
- Spent final 5 regular season games on the 49ers practice squad.

// GOLDMINE

- Prior to signing with the Philadelphia Eagles as an undrafted free agent in 2010, Hall spent two years serving as a second lieutenant at Hill Air Force Base in Salt Lake City, Utah. He helped repair F-16s as a maintenance officer. The experience helped him build discipline and developed close-knit bonds with his classmate who he went through basic training with. While also at the Air Force, Hall took an astronomical engineering class in the summer and an Academy Flight Screening class. It helped bring Hall halfway to a pilot's license. He learned the principles of flying a plane while having the opportunity to take the wheels of a plane with just a student and the instructor.

HALL'S GAME-BY-GAME

2012 Date	Opp	W/L	P/S	Rec	Yds	Avg	Lg	TD
SIGNED TO 49ERS PRACTICE SQUAD ON 11/27								
Dec 2	at StL	L						
Dec 9	Mia	W						
Dec 16	at NE	W						
Dec 23	at Sea	L						
Dec 30	Arz	W						
TOTALS			0/0	0	0	-	-	0

2012 Postseason Date	Opp	W/L	P/S	Rec	Yds	Avg	Lg	TD
Jan 12	GB	W						
Jan 20	at Atl	W	1/0	0	0	-	-	0
Feb 3	Bal							
TOTALS			1/0	0	0	-	-	0

HALL'S CAREER HIGHS

Receptions: 6 vs. Dal. (1/2/11)
Receiving Yards: 84 vs. Dal. (1/2/11)
TD Receptions: 1 (2 times) Last vs. Was. (1/1/12)
Long Reception: 48 vs. Dal. (1/2/11)
Rushes: 4 at Ten. (10/24/10)
Rushing Yards: 19 at Ten. (10/24/10)
Kickoff Returns: 3 vs. Min. (12/28/10)
Kickoff Return Yards: 44 vs. Min. (12/28/10)
Long Kickoff Return: 21 at Dal. (12/12/10)

HALL'S CAREER STATISTICS

YEAR	TEAM	GP	GS	NO	RECEIVING				ATT	RUSHING			
					YDS	AVG	LG	TD		YDS	AVG	LG	TD
2010	PHI	8	1	11	115	10.5	48	1	9	29	3.2	8	0
2011	PHI	7	0	3	20	6.7	16	1	3	13	4.3	7	0
2012	SF	-	-	-	PRACTICE SQUAD				-	-	-	-	-
TOTALS		15	1	14	135	9.6	48	2	12	42	3.5	8	0

PLAYOFFS

YEAR	TEAM	GP	GS	NO	RECEIVING				ATT	RUSHING			
					YDS	AVG	LG	TD		YDS	AVG	LG	TD
2010	PHI	1	0	0	0	-	-	0	0	0	-	-	0
2012	SF	1	0	0	0	-	-	0	0	0	-	-	0
TOTALS		2	0	0	0	-	-	0	0	0	-	-	0

Additional Statistics:

Punt Returns: Regular Season – 10: 2010 (3); 2011 (7); Postseason – 1: 2010 (1)
Punt Return Yards: Regular Season – 107: 2010 (31); 2011 (76); Postseason – 1: 2010 (1)
Kick Returns – 6: 2010 (4); 2011 (2)
Kick Return Yards – 108: 2010 (65); 2011 (43)

Milestones:

NFL Debut: at SF (10/10/10); **First Start:** vs. Atl. (10/17/10); **First Reception:** at SF (10/10/10 – 9-yd. pass from QB Kevin Kolb); **First TD Reception:** vs. Dal. (1/2/11 – 4-yd. pass from QB Kevin Kolb)



// TRANSACTIONS

Originally signed as an undrafted rookie free agent by Phi. on 3/11/10...Released by Phi. on 9/4/10...Signed to Phi. practice squad on 9/5/10...Promoted to Phi. active roster on 10/10/10...Released by Phi. on 9/3/11...Signed to Phi. practice squad on 9/4/11...Promoted to Phi. active roster on 11/16/11...Released by Phi. on 8/31/12...Signed to SF practice squad on 11/27/12...Released from SF practice squad on 12/14/12...Re-signed to SF practice squad on 12/17/12...Activated to SF roster on 1/19/13.

// COLLEGE

A three-year letterman at the Air Force Academy, Hall played running back, wide receiver and also returned kicks in his college career. In 2007, he was named to the All-Mountain West Conference team. As a junior in 2006, Hall started all 12 games at halfback and led the team in rushing with 784 yards. It ranked fourth in the conference in rushing with a 65.3 per-game average. He rushed for 5 touchdowns, the second most on the team and caught 11 passes for 117 yards and a touchdown. He was named second-team all-conference. In his sophomore year, 2005, Hall played in all 11 games (10 starts) started in every game, rushing for 344 yds. on 66 carries (5.2 avg). During his freshman year of 2004, he played quarterback on the junior varsity team.

// PERSONAL

- His parents are J. and Leslie Hall. Has two sisters, Jenny and Kelly.
- Born Chandler Hall (5/23/86) in Atlanta, GA.
- Majored in management with a minor in Spanish.

HALL'S GAME-BY-GAME

2010 (Philadelphia)

Date	Opp	W/L	P/S	Rec	Yds	Avg	Lg	TD
Sep 12	GB	L		PRACTICE SQUAD				
Sep 19	at Det	W		PRACTICE SQUAD				
Sep 26	at Jax	W		PRACTICE SQUAD				
Oct 3	Was	L		PRACTICE SQUAD				
Oct 10	at SF	W	1/0	1	9	9.0	9	0
Oct 17	Atl	W	1/1	1	5	5.0	5	0
Oct 24	at Ten	L	1/0	1	5	5.0	5	0
Nov 7	Ind	W	–	–	INACTIVE	–	–	–
Nov 15	at Was	W	–	–	INACTIVE	–	–	–
Nov 21	NYG	W	–	–	INACTIVE	–	–	–
Nov 28	at Chi	L	–	–	INACTIVE	–	–	–
Dec 2	Hou	W	1/0	0	0	–	–	0
Dec 12	at Dal	W	1/0	2	12	6.0	12	0
Dec 19	at NYG	W	1/0	0	0	–	–	0
Dec 28	Min	L	1/0	0	0	–	–	0
Jan 2	Dal	L	1/0	6	84	14.0	48	1
TOTALS			7/0	11	115	10.5	48	1

2011 (Philadelphia)

Date	Opp	W/L	P/S	Rec	Yds	Avg	Lg	TD
Sep 11	at StL	W		PRACTICE SQUAD				
Sep 18	at Atl	L		PRACTICE SQUAD				
Sep 25	NYG	L		PRACTICE SQUAD				
Oct 2	SF	L		PRACTICE SQUAD				
Oct 9	at Buf	L		PRACTICE SQUAD				
Oct 16	at Was	W		PRACTICE SQUAD				
Oct 30	Dal	W		PRACTICE SQUAD				
Nov 7	Chi	L		PRACTICE SQUAD				
Nov 13	Arz	L		PRACTICE SQUAD				
Nov 20	at NYG	W	1/0	0	0	–	–	0
Nov 27	NE	L	1/0	1	16	16.0	16	0
Dec 1	at Sea	L	1/0	0	0	–	–	0
Dec 11	at Mia	W	1/0	0	0	–	–	0
Dec 18	NYJ	W	1/0	0	0	–	–	0
Dec 24	at Dal	W	1/0	1	–3	–3.0	–3	0
Jan 1	Was	W	1/0	1	7	7.0	7t	1
TOTALS			7/0	3	20	6.7	16	1

2010 Postseason (Philadelphia)

Date	Opp	W/L	P/S	Rec	Yds	Avg	Lg	TD
Jan 9	GB	L	1/0	0	0	–	–	0
TOTALS			1/0	0	0	–	–	0



JEWEL HAMPTON

33

RUNNING BACK
5-9 | 210

SOUTHERN ILLINOIS | ROOKIE
BORN 12.23.89 | INDIANAPOLIS, IN
ACQUIRED FA IN '12
WARREN CENTRAL HS, INDIANAPOLIS, IN

Jewel Hampton played in 26 games (7 starts) for Iowa and Southern Illinois, finishing his collegiate career with 348 carries for 1,698 yds. and 25 TDs, while adding 22 repts. for 169 yds. and 1 TD. Hampton was placed on the Reserve/Non-Football Injury List on 8/27.

// 2012 HIGHLIGHTS

- Placed on the Reserve/Non Football Injury list on 8/27 and promoted to SF active roster on 11/27.

// GOLDMINE

- Hampton has persevered through two ACL injuries from 2009 to 2010, one in each knee, in college. He transferred from Iowa to Southern Illinois after the second injury and eventually was invited to the NFL Combine. He signed with the 49ers and found RB Frank Gore's story an inspiration to him. "The Niners showed a lot of interest in me, more than any other team. I felt like they liked me a lot out here and would give me a real shot. They had a lot to offer." Like Hampton, Gore suffered ACL injuries to both knees while at Miami. "I heard that he had a story that was similar to mine. It gave me a lot of optimism to know that he'd done it and I could have that longevity over my career."

HAMPTON'S GAME-BY-GAME

2012												
Date	Opp	W/L	P/S	Rsh	Yds	Avg	Lg	TD	Rec	Yds	TD	
Sep 9	at GB	W	-	RESERVE/NON-FOOTBALL INJURY								
Sep 16	Det	W	-	RESERVE/NON-FOOTBALL INJURY								
Sep 23	at Min	L	-	RESERVE/NON-FOOTBALL INJURY								
Sep 30	at NYJ	W	-	RESERVE/NON-FOOTBALL INJURY								
Oct 7	Buf	W	-	RESERVE/NON-FOOTBALL INJURY								
Oct 14	NYG	L	-	RESERVE/NON-FOOTBALL INJURY								
Oct 18	Sea	W	-	RESERVE/NON-FOOTBALL INJURY								
Oct 29	at Arz	W	-	RESERVE/NON-FOOTBALL INJURY								
Nov 11	StL	T	-	RESERVE/NON-FOOTBALL INJURY								
Nov 19	Chi	W	-	RESERVE/NON-FOOTBALL INJURY								
Nov 25	at NO	W	-	RESERVE/NON-FOOTBALL INJURY								
PROMOTED TO ACTIVE ROSTER ON 11/27												
Dec 2	at StL	L	-	-	-	INACTIVE						
Dec 9	Mia	W	-	-	-	INACTIVE						
Dec 16	at NE	W	-	-	-	INACTIVE						
Dec 23	at Sea	L	-	-	-	INACTIVE						
Dec 30	Arz	W	-	-	-	INACTIVE						
TOTALS				0/0	0	0	-	-	0	0	0	0

2012 Postseason												
Date	Opp	W/L	P/S	Rsh	Yds	Avg	Lg	TD	Rec	Yds	TD	
Jan 12	GB	W	-	-	-	INACTIVE						
Jan 20	at Atl	W	-	-	-	INACTIVE						
Feb 3	Bal											
TOTALS				0/0	0	0	-	-	0	0	0	0

HAMPTON'S CAREER STATISTICS

YEAR	TEAM	GP	GS	ATT	RUSHING					RECEIVING				
					YDS	AVG	LG	TD	NO	YDS	AVG	LG	TD	
2012	SF	0	0	0	0	-	-	0	0	0	-	-	0	
TOTALS		0	0	0	0	-	-	0	0	0	-	-	0	

PLAYOFFS

YEAR	TEAM	GP	GS	ATT	RUSHING					RECEIVING				
					YDS	AVG	LG	TD	NO	YDS	AVG	LG	TD	
2012	SF	0	0	0	0	-	-	0	0	0	-	-	0	
TOTALS		0	0	0	0	-	-	0	0	0	-	-	0	





// TRANSACTIONS

Originally signed as an undrafted free agent by SF on 5/4/12...Placed on reserve/non football injury list by SF on 8/27/12...Signed to SF active roster on 11/27/12.

// COLLEGE


Played in 26 games (7 starts) for Iowa and Southern Illinois, finishing his collegiate career with 348 carries for 1,698 yds. and 25 TDs, while adding 22 repts. for 169 yds. and 1 TD. Also has 23 KORs for 537 yds. (23.3 avg.). As a junior at Southern Illinois in 2011, rushed for 1,121 yds. and 17 TDs on 230 carries, while adding 19 repts. for 163 yds. Named Missouri Valley Football Conference Newcomer of the Year and earned a spot on the MVFC All-Newcomer Team. Led the MVFC and ranked 8th in the nation with 17 TDs. Played at Iowa from 2008-10, appearing in 15 games and rushing for 577 yds. and 8 TDs on 118 carries, while adding 3 repts. for 6 yds. and 1 TD. In 2010, played in 2 games and notched 27 carries for 114 yds. and 1 TD, as well as 3 repts. for 6 yds. and 1 TD before suffering a season-ending injury. Redshirted in 2009. As a freshman in 2008, appeared in all 13 games and tallied 91 carries for 463 yds. and 7 TDs, while adding 23 KORs for 537 yds. (23.3 avg.). His 7 rushing TDs set an Iowa freshman record.

// PERSONAL

- Attended Warren Central (Indianapolis, IN) HS where he was named first team all-state running back after rushing for 2,095 yards and 27 touchdowns as a senior.
- Was a team captain for football team that won 3 HS state titles from 2004-06.
- Born on 12/23/89 in Indianapolis, IN.

// INJURY REPORT

2012: Spent first 13 weeks of the season on Reserve/Non-Football Injury (8/27 - 11/26).





PARYS HARALSON

98

LINEBACKER
6-0 | 255

TENNESSEE | 7TH YEAR
BORN 1.24.84 | FLORA, MS
ACQUIRED D-5 IN '06
MADISON CENTRAL HS, MADISON, MS

A student of the game, Parys Haralson developed a meticulous work ethic at a young age, working in his grandfather's junkyard. He recorded a career-high three forced fumbles in 2011, adding 39 tackles and a pair of sacks. A fifth-round pick in 2006, Haralson entered the starting lineup in 2007 and has posted 21.5 career sacks, ranking t-3rd among 49ers LBs since 1982. In 2008, he posted a career-high 8.0 sacks which tied for the 2nd-most among NFC linebackers.

// CAREER HIGHLIGHTS

- Currently ranks t-3rd for the most sacks in franchise history by a linebacker (21.5) with LB Julian Peterson.
- Led the team with a career-high 8.0 sacks in 2008, a total that tied for 2nd-most among NFC linebackers and marked the most by a 49ers linebacker in a single season since Kevin Greene (10.5) in 1997.

// 2012 HIGHLIGHTS

- Placed on the Injured Reserve List on 9/3.

// GOLDMINE

- Parys' diligent work ethic was instilled at the age of 14. While growing up in Flora, MS, his uncle and grandparents gave him an early introduction to life in the real world. He worked with his uncle at Sun Belt Bolts and Screws until he was 18 years old. After that, he labored in his grandfather's junkyard. Parys says his family helped instill the blue-collar foundation he leans on now as an NFL player. "You had to have a strong work ethic because it was an 8-hour job in the hot Mississippi sun. Sometimes I didn't want to go, but my grandparents made me go because if I didn't work for what I wanted, they weren't going to give it to me." Those lessons taught Parys that good things don't come without hard work and perseverance.
- Thanks to the upbringing by his mom and grandparents, Parys will always remember where he came from - and now it's his opportunity to give back. Parys aspires to start his own foundation to benefit the children in his hometown of Flora, MS. "There are a bunch of kids in my hometown. They are athletic, but they just run around and play football. No one really teaches them the techniques and the specialized training for each position." When he goes home, Parys spends time working out at his old high school and his middle school, taking time to show the students everything it takes to be successful. "You can see how excited the kids get when I walk in. I know that they look up to me and I take that responsibility seriously. I want to show them everything it takes to be successful and show each of them that they have the ability to be successful." As part of his foundation, Parys is looking to run a football camp, teaching kids the importance of eating healthy and staying in shape, while also teaching them proper football techniques.

HARALSON'S GAME-BY-GAME

2012														
Date	Opp	W/L	P/S	Tot	Sol	Ast	Sk	Yds	Int	Yds	PD	FF	FR	Yds
PLACED ON INJURED RESERVE ON 9/3														
TOTALS				0/0	0	0	0	0.0	0.0	0	0	0	0	0



HARALSON'S CAREER STATISTICS

YEAR	TEAM	GP	GS	TACKLES					INTERCEPTIONS					FUMBLES			
				TOT	SOL	AST	SACKS	YDS	INT	YDS	LG	TD	PD	FF	FR	YDS	
2006	SF	7	0	5	5	0	0.0	0.0	0	0	-	0	0	0	0	0	0
2007	SF	16	11	52	32	20	2.5	15.0	0	0	-	0	0	0	0	0	0
2008	SF	16	10	57	35	22	8.0	45.0	0	0	-	0	2	0	1	0	
2009	SF	16	16	73	42	31	5.0	35.0	0	0	-	0	2	0	1	0	
2010	SF	15	15	69	33	36	4.0	28.0	0	0	-	0	0	0	2	0	
2011	SF	16	16	39	23	16	2.0	24.0	0	0	-	0	0	3	0	0	
2012	SF	-	-	-	-	INJURED RESERVE			-	-	-	-	-	-	-	-	-
TOTALS		86	68	295	170	125	21.5	147.0	0	0	-	0	4	3	4	0	

PLAYOFFS

YEAR	TEAM	GP	GS	TACKLES					INTERCEPTIONS					FUMBLES		
				TOT	SOL	AST	SACKS	YDS	INT	YDS	LG	TD	PD	FF	FR	YDS
2011	SF	2	2	5	3	2	0.0	0.0	0	0	-	0	1	0	0	0
2012	SF	-	-	-	-	INJURED RESERVE			-	-	-	-	-	-	-	-
TOTALS		2	2	5	3	2	0.0	0.0	0	0	-	0	1	0	0	0

Additional Statistics:

Special Teams Tackles – 24: 2007 (11), 2008 (7), 2009 (6)

Milestones:

NFL Debut: vs. StL (9/17/06); **First Start:** at NYG (10/21/07); **First Sack:** at Sea. (11/12/07 – QB Matt Hasselbeck); **First FF:** vs. Sea. (9/11/11 – QB Tarvaris Jackson); **First FR:** vs. StL (11/16/08 – QB Marc Bulger)

HARALSON'S CAREER HIGHS

Total Tackles: 11 at Sea. (12/6/09)

Solo: 6 at StL (1/3/09)

Assists: 7 at Sea. (12/6/09)

Sacks: 2 (2 times) Last vs. Sea. (9/11/11)

Passes Defensed: 1 (4 times) Last at StL (1/3/10)

Forced Fumbles: 2 vs. Sea. (9/11/11)

Fumble Recoveries: 1 (4 times) Last at Car. (10/24/10)



// TRANSACTIONS

Originally a 5th-round (140th pick overall) draft choice by SF in 2006... Signed a four-year contract extension through 2013 on 4/16/09.

// 2011

- Registered a FF on each of his 2.0 sacks vs. Sea. (9/11 - QB Tarvaris Jackson) for a loss of 24 yds., marking the first two FFs of his career. Both of his FF's resulted in takeaways.
- Posted his third FF of the year vs. Cle. (10/30), stripping the ball away from QB Colt McCoy in the 4th qtr. as time expired.

// 2010

- Brought down Falcons QB Matt Ryan twice at Atl. (10/3), marking his first 2-sack performance since 9/7/08 vs. Arz.
- Recovered his first FR of the year and third of his career off a LB Manny Lawson FF vs. Phi. (10/10).
- Recorded 8 tackles and recovered a fumble that led to a 49ers FG in the 2nd qtr. at Car. (10/24).

// 2009

- Sacked QB Kurt Warner at Arz. (9/13) for a 6-yd. loss, and later pressured Warner into throwing an INT to CB Nate Clements in the 3rd qtr.
- Tallied 8 tackles and tied a career-high 2 PDs at Min. (9/27).
- Pressured QB Jay Cutler into throwing an INT to S Dashon Goldson vs. Chi. (11/12).
- Set a career high with 11 tackles, while registering a sack and his first career FF at Sea. (12/6).

// 2008

- Posted 57 tackles and 8.0 sacks. His sack total ranked t-2nd among NFC linebackers and were the most by a 49er since DE/LB Andre Carter's 12.5 in 2002.
- Had a then career-high 2.0 sacks vs. Arz. (9/7).
- Made first start of season vs. Phi. (10/12).
- Notched 5 tackles and 1.5 sacks vs. NYJ (12/7).

// 2007

- Stepped into starting lineup at OLB when Manny Lawson (knee) was injured prior to the third game of season.
- Made first career start at NYG (10/21) and totaled a career-high 7 tackles.
- Recorded 3 tackles and first career sack at Sea. (11/12) when he dropped QB Matt Hasselbeck for a 4-yd. loss in 2nd qtr.

// 2006

- Recorded 5 tackles in seven games played as a reserve OLB and special teamer before being placed on IR (11/7) with a torn pectoral muscle.
- Played in first career game vs. StL (9/17) after missing most of training camp with a foot injury.


// COLLEGE

Three-year starter on the D-line at Tennessee, finishing his career ranked 5th in school history with 21.0 sacks, topped only by Reggie White (32.0, 1980-83), Leonard Little (28.0, 1995-97), Jonathan Brown (25.0, 1994-97) and Todd Kelly (22.5, 1989-92). Started entire senior season at LDE and earned 2nd-team All-SEC selection by the Associated Press after recording 45 tackles, 3 FFs, 2 FRs and 8.5 sacks.

// PERSONAL

- All-American selection as a senior at Madison Central (Madison, MS) HS. Also a two-time Class 5A all-state and three-time all-metro choice.
- Helped Madison Central to a state title his sophomore season with a 15-0 record.
- Has one sister, Allicyn Rosell.
- Born Parys Sharron Haralson (1/24/84) in Flora, MS.
- Graduated with a degree in criminology.

// INJURY REPORT

- 2005:** Inactive at Arz. (9/10) with a foot injury; Placed on the injured reserve list on 11/7 with a torn pectoral muscle.
- 2010:** Inactive at GB (12/5) with an ankle injury.
- 2012:** Spent the entire season on injured reserve.
- 



KENDALL HUNTER

32

RUNNING BACK
5-7 | 199

OKLAHOMA STATE | 2ND YEAR
BORN 9.16.88 | TYLER, TX
ACQUIRED D-4 IN '11
JOHN TYLER HS, TYLER, TX

In his rookie season, Kendall Hunter ranked second on the team with 473 yards rushing and two touchdowns. He also contributed in the passing game with 16 receptions for 195 yards. The First-Team All-American honoree in 2010 ranked 5th in Big 12 history with 4,181 career rushing yards and became just the fourth running back in Oklahoma State history to rush for over 1,500 in two seasons.

// CAREER HIGHLIGHTS

- Prior to being placed on injured reserve on 11/27/12, the 49ers were 20-1-1 when Hunter and RB Frank Gore combined for 20 carries or more since 2011.

// 2012 HIGHLIGHTS

- Ranked 6th in the NFL with a 5.2 rushing avg. before being placed on injured reserve (11/27).
- Tallied 56 yds. rushing on 8 carries and scored his 1st TD of the season on a 1-yd. run at NYJ (9/30).
- Registered a career-high 81 yds. rushing on 11 carries vs. Buf. (10/7). His previous record was 76 yds. at StL (1/1/12).
- Scored on a 14-yd. run in the 2nd qtr. vs. Chi. (11/19), his 2nd TD on the season and 4th of his career.
- Placed on the Injured Reserve List on 11/27 (Ankle).

// GOLDMINE

- Kendall developed an appreciation for architecture and building at an early age from watching his uncle, Clyde. "He would build and fix things all the time from screen doors to flooring. I loved to help him. When I was 11 or 12 I built our dog, Fat Daddy, his own house."
- Learned to fish from his grandmother, Earline Rollins, at the ripe old age of five at Lake Tyler and Lake Palestine. "I remember her making me bait my own hook with worms when I was five."

HUNTER'S GAME-BY-GAME

2012 Rushing

Date	Opp	W/L	P/S	Rsh	Yds	Avg	Lg	TD	Rec	Yds	TD
Sep 9	at GB	W	1/0	9	41	4.6	8	0	0	0	0
Sep 16	Det	W	1/0	5	23	4.6	13	0	2	21	0
Sep 23	at Min	L	1/0	4	0	0.0	3	0	1	2	0
Sep 30	at NYJ	W	1/0	8	56	7.0	13	1	0	0	0
Oct 7	Buf	W	1/0	11	81	7.4	26	0	0	0	0
Oct 14	NYG	L	1/0	4	26	6.5	15	0	1	6	0
Oct 18	Sea	W	1/0	9	31	3.4	10	0	2	14	0
Oct 29	at Arz	W	1/0	10	43	4.3	9	0	1	6	0
Nov 11	StL	T	1/0	3	15	5.0	4	0	1	8	0
Nov 19	Chi	W	1/0	5	27	5.4	14	1	1	3	0
Nov 25	at NO	W	1/0	4	28	7.0	21	0	0	0	0

PLACED ON INJURED RESERVE ON 11/27 (ANKLE)

TOTALS 11/0 72 371 5.2 26 2 9 60 0

2012 Returns

Date	Opp	KR	Yds	Avg	Lg	TD	PR	FC	Yds	Avg	Lg	TD
Sep 9	at GB	1	31	31.0	31	0	0	0	0	0.0	0	0
Sep 16	Det	4	85	21.3	26	0	0	0	0	0.0	0	0
Sep 23	at Min	2	49	24.5	29	0	0	0	0	0.0	0	0
Sep 30	at NYJ	0	0	0.0	0	0	0	0	0	0.0	0	0
Oct 7	Buf	0	0	0.0	0	0	0	0	0	0.0	0	0
Oct 14	NYG	0	0	0.0	0	0	0	0	0	0.0	0	0
Oct 18	Sea	0	0	0.0	0	0	0	0	0	0.0	0	0
Oct 29	at Arz	0	0	0.0	0	0	0	0	0	0.0	0	0
Nov 11	StL	0	0	0.0	0	0	0	0	0	0.0	0	0
Nov 19	Chi	0	0	0.0	0	0	0	0	0	0.0	0	0
Nov 25	at NO	0	0	0.0	0	0	0	0	0	0.0	0	0

PLACED ON INJURED RESERVE ON 11/27 (ANKLE)

TOTALS 7 165 23.6 31 0 0 0 0 0.0 0 0



HUNTER'S CAREER STATISTICS

YEAR	TEAM	GP	GS	ATT	RUSHING				TD	NO	RECEIVING			
					YDS	AVG	LG	YDS			AVG	LG	TD	
2011	SF	16	1	112	473	4.2	44	2	16	195	12.2	44	0	
2012	SF	11	0	72	371	5.2	26	2	9	60	6.7	12	0	
TOTALS		27	1	184	844	4.6	44	4	25	255	10.2	44	0	

PLAYOFFS

YEAR	TEAM	GP	GS	ATT	RUSHING				TD	NO	RECEIVING			
					YDS	AVG	LG	YDS			AVG	LG	TD	
2011	SF	2	0	10	54	5.4	18	0	1	13	13.0	13	0	
2012	SF	–	–	–	INJURED RESERVE				–	–	–	–	–	
TOTALS		2	0	10	54	5.4	18	0	1	13	13.0	13	0	

YEAR	TEAM	NO	YDS	AVG	LG	TD	NO	FC	PUNT RETURNS			
									YDS	AVG	LG	TD
2011	SF	6	156	26.0	43	0	0	0	0	0.0	0	0
2012	SF	7	165	23.6	31	0	0	0	0	0.0	0	0
TOTALS		13	321	24.7	43	0	0	0	0	0.0	0	0

PLAYOFFS

YEAR	TEAM	NO	YDS	AVG	LG	TD	NO	FC	PUNT RETURNS			
									YDS	AVG	LG	TD
2011	SF	2	40	20.0	25	0	0	0	0	–	–	0
2012	SF	–	–	INJURED RESERVE				–	–	–	–	–
TOTALS		2	40	20.0	25	0	0	0	0	–	–	0

Additional Statistics:

Fumbles–Lost – 1–1: 1–1 in 2012

Sacked–Yards Lost: 1–4: 1–4 in 2012

Milestones:

NFL Debut: vs. Sea. (9/11/11); **First Start:** at Phi. (10/2/11); **First Rushing TD:** at Cin. (9/25/11 – 7 yd. run)

HUNTER'S CAREER HIGHS

Rushes: 16 at StL (1/1/12)

Rushing Yards: 81 vs. Buf. (10/7/12)

Long Rush: 44 vs. TB (10/9/11)

Rushing TDs: 1 (4 times) Last vs. Chi. (11/19/12)

Receptions: 2 (6 times) Last at StL (1/1/12)

Receiving Yards: 62 at Phi. (10/2/11)

Long Receptions: 44 at Phi. (10/2/11)

Kickoff Returns: 4 vs. Det. (9/16/12)

Kickoff Return Yards: 85 vs. Det. (9/16/12)

// TRANSACTIONS

Originally a 4th-round (115th overall) draft choice by SF in 2011.

// 2011

- Ranked 2nd on the team with 473 yds. rushing and 2 TDs.
- Made NFL debut vs. Sea. (9/11), recording 2 carries for 4 yds.
- Broke several tackles in his first career KOR for 43 yds. in the 3rd qtr. vs. Dal. (9/18).
- Notched his first career TD on a 7-yd. run late in the 4th qtr. to give the 49ers a 10-6 lead. He finished the day with 9 carries for 26 yds. and 1 TD.
- Made his first career start at Phi. (10/2), becoming the first rookie RB to start a game for the 49ers since Glen Coffee in 2009 (vs. Atl. - 10/11). Caught 2 passes for 62 yds., while carrying 9 times for 38 yds. in come-from-behind 24-23 win.
- Rushed for 65 yds. vs. TB (10/9), including a career-long 44-yd. rush.
- Scored his second career rushing TD on a 17-yd. run, following CB Carlos Rogers' INT in the 4th qtr. vs. NYG (11/13).
- Set a career-high with 76 rushing yds. on 16 carries at StL (1/1), while adding 3 KR for 75 yds..

// COLLEGE

Played in 46 games (23 starts) for the Cowboys and rushed for 4,181 yds. and 37 TDs on 708 carries. Also added 63 receipts. for 519 yds. and 2 TDs in his career. His 4,181 rushing yds. ranks 4th in school history behind only Thurman Thomas (4,595; 1984-87), Terry Miller (4,581; 1974-77) and David Thompson (4,314; 1993-96). As a senior, received first-team All-American honors from the Walter Camp Foundation, American Football Coaches Association and AP, while finishing second for the AP Big 12 Player of the Year Award. Played in 13 games (12 starts) and rushed for 1,548 yds. and 16 TDs on 271 carries. Also added 20 receipts. for 101 yds. and 5 KORs for 87 yds.

Finished second in the Big 12 and ranked 9th in the nation with an avg. of 119.1 yds./gm. Eclipsed the 100-yd. plateau in 9 games, including two, 200-yd. games. In 2009, played in 8 games (2 starts), registering 83 carries for 382 yds. and 2 TDs. Was hampered with a nagging ankle injury for most of the season. As a sophomore, became Oklahoma State's first All-American running back since RB Gerald Hudson in 1990, and joined teammate WR Dez Bryant as the first Cowboys sophomore position players to be named All-American since RB Thurman Thomas in 1985. Was an All-Big 12 first-team selection and the OSU academic achievement award winner. Started all 13 games, leading the Big 12 and ranking 7th in the nation with an avg. of 119.6 yds./gm. on the ground. Recorded 241 carries for 1,555 yds. (6.5 avg.) and 16 TDs, while adding 22 receipts. for 198 yds. and 2 TDs. In 2007, was a Freshman All-Big 12 selection by *The Sporting News*. Rushed for 696 yds. and 4 TDs. on 107 carries.

// PERSONAL

- Attended John Tyler (Tyler, TX) HS and was rated as the 40th best running back in the nation. Also named to Texas Football's "Texas Top 20" squad and earned a three-star rating from Scout.com
- Finished his prep career with 2,799 yds. rushing and 32 TDs. Earned All-East Texas First-Team honors and second-team all-state as a senior.
- Credits his mother, Freddie, for always being there to tell him he could be anything he wanted to be as long as you work for what you want.
- First played football for the Tyler (TX) Panthers
- Two-time winner of the Oklahoma State academic achievement award and Academic All-Big 12 honors.
- Born Kendall Hunter (9/16/88) in Tyler, TX.
- Majored in education.

// INJURY REPORT

2012: Placed on injured reserve (11/27).

HUNTER'S GAME-BY-GAME

2011 Rushing

Date	Opp	W/L	P/S	Rsh	Yds	Avg	Lg	TD	Rec	Yds	TD
Sep 11	Sea	W	1/0	2	4	2.0	2	0	0	0	0
Sep 18	Dal	L	1/0	0	0	0.0	0	0	0	0	0
Sep 25	at Cin	W	1/0	9	26	2.9	11	1	2	12	0
Oct 2	at Phi	W	1/1	9	38	4.2	14	0	2	62	0
Oct 9	TB	W	1/0	9	65	7.2	44	0	0	0	0
Oct 16	at Det	W	1/0	8	33	4.1	9	0	0	0	0
Oct 30	Cle	W	1/0	3	26	8.7	26	0	0	0	0
Nov 6	at Was	W	1/0	8	25	3.1	8	0	0	0	0
Nov 13	NYG	W	1/0	6	40	6.7	17t	1	1	4	0
Nov 20	Arz	W	1/0	11	27	2.5	9	0	1	15	0
Nov 24	at Bal	L	1/0	4	14	3.5	9	0	1	13	0
Dec 4	StL	W	1/0	5	4	0.8	4	0	2	24	0
Dec 11	at Arz	L	1/0	8	20	2.5	6	0	2	19	0
Dec 19	Pit	W	1/0	2	2	1.0	2	0	2	24	0
Dec 24	at Sea	W	1/0	12	73	6.1	24	0	1	11	0
Jan 1	at StL	W	1/0	16	76	4.8	13	0	2	11	0
TOTALS			16/1	112	473	4.2	44	2	16	195	0

2011 Postseason Rushing

Date	Opp	W/L	P/S	Rsh	Yds	Avg	Lg	TD	Rec	Yds	TD
Jan 14	NO	W	1/0	6	23	3.8	11	0	1	13	0
Jan 22	NYG	L	1/0	4	31	7.8	18	0	0	0	0
TOTALS			2/0	10	54	5.4	18	0	1	13	0

2011 Returns

Date	Opp	KR	Yds	Avg	Lg	TD	PR	FC	Yds	Avg	Lg	TD
Sep 11	Sea	0	0	0.0	0	0	0	0	0	0.0	0	0
Sep 18	Dal	1	43	43.0	43	0	0	0	0	0.0	0	0
Sep 25	at Cin	0	0	0.0	0	0	0	0	0	0.0	0	0
Oct 2	at Phi	1	16	16.0	16	0	0	0	0	0.0	0	0
Oct 9	TB	1	22	22.0	22	0	0	0	0	0.0	0	0
Oct 16	at Det	0	0	0.0	0	0	0	0	0	0.0	0	0
Oct 30	Cle	0	0	0.0	0	0	0	0	0	0.0	0	0
Nov 6	at Was	0	0	0.0	0	0	0	0	0	0.0	0	0
Nov 13	NYG	0	0	0.0	0	0	0	0	0	0.0	0	0
Nov 20	Arz	0	0	0.0	0	0	0	0	0	0.0	0	0
Nov 24	Bal	0	0	0.0	0	0	0	0	0	0.0	0	0
Dec 4	StL	0	0	0.0	0	0	0	0	0	0.0	0	0
Dec 11	at Arz	0	0	0.0	0	0	0	0	0	0.0	0	0
Dec 19	Pit	0	0	0.0	0	0	0	0	0	0.0	0	0
Dec 24	at Sea	0	0	0.0	0	0	0	0	0	0.0	0	0
Jan 1	at StL	3	75	25.0	29	0	0	0	0	0.0	0	0
TOTALS		6	156	26.0	43	0	0	0	0	0.0	0	0

2011 Postseason Returns

Date	Opp	KR	Yds	Avg	Lg	TD	PR	FC	Yds	Avg	Lg	TD
Jan 14	NO	1	25	25.0	25	0	0	0	0	0.0	0	0
Jan 22	NYG	1	15	15.0	15	0	0	0	0	0.0	0	0
TOTALS		2	40	20.0	25	0	0	0	0	0.0	0	0



MIKE IUPATI

77

GUARD
6-5 | 331

IDAHO | 3RD YEAR
BORN 5.12.87 | AMERICAN SAMOA
ACQUIRED D-1B IN '10
WESTERN HS, ANAHEIM, CA

Selected 17th overall in the 2010 NFL Draft, Mike Iupati showcased his rare combination of size and athleticism as he was named the team's starting left guard during training camp his rookie season. He has started all 48 games, and all three postseason contests, since his rookie year in 2010. Iupati, along with T Anthony Davis, are two of only five players from the 2010 Draft Class to start every game from 2010-11. A mild and polite native of American Samoa, Iupati plays with a nasty mean streak on the field. Following his rookie season, Iupati was named to *The Sporting News* and PFW/PFWA All-Rookie teams.



- Helped the 49ers offense set a team record with 621 total yds. (311 rushing, 310 passing) vs. Buf. (10/7), surpassing the 49ers previous franchise record of 598 vs. Buf. (9/13/92). San Francisco became the first team in NFL history to post 300-or-more yds. rushing and passing in the same game. For the first time in 49ers history since 11/19/61 vs. Chi., San Francisco posted a 300-yd. passer (QB Alex Smith 303 yds.), 2, 100 yd-receivers (WR Michael Crabtree - 113 yds.; TE Vernon Davis - 106 yds.) and a 100-yd. rusher (RB Frank Gore - 106 yds.) in the same game. The offensive line did not allow a sack the entire game and was awarded the Madden Most Valuable Protectors Award for Week 5.
- Aided the 49ers offense as the team rushed for 175 yds. on 32 carries (5.5 avg.) vs. Sea. (10/18). Helped RB Frank Gore record his 32nd career 100-yd. game with 131 yds. on 16 carries (8.2 avg.).
- Iupati and the 49ers offensive line did not allow a sack on 25 pass attempts by QB Colin Kaepernick at NO (11/25). The performance earned the O-Line the Madden Most Valuable Protectors Award for Week 12.

// 2012 AWARDS & HONORS

- AP First-Team All-Pro
- First Team All-Pro Selection by PFW/PFWA
- First-Team All-Pro by *Sports Illustrated's* Peter King
- 2012 NFC Pro Bowl (Starter)
- All-Pro by ESPN's John Clayton
- Madden Most Valuable Protectors Award (Week 5)
- Madden Most Valuable Protectors Award (Week 7)
- Madden Most Valuable Protectors Award (Week 12)
- Mid-Season All-Pro by *Pro Football Weekly*
- Mid-Season All-Pro by ESPN's John Clayton
- Mid-Season All-Pro 2nd-Team by *USA Today*
- USA Football All-Fundamentals Team

// 2012 POSTSEASON HIGHLIGHTS

- Part of offensive line vs. GB (1/12/13) (NFC-D) which helped the 49ers become the first team in NFL history to ever have two, 100-yd. rushers [QB Colin Kaepernick (181 yds. rushing), RB Frank Gore (119 yds. rushing)] and one, 100-yd. receiver [WR Michael Crabtree (119 yds. receiving)] in a playoff game in NFL history.
- Against the Packers, San Francisco amassed 579 total yds. of offense (323 rushing and 256 passing), setting a new single-game postseason franchise record. The previous record was 537 yds. (211 rushing and 326 passing) vs. Miami in Super Bowl XIX. The 49ers rushed for 323 yds. on the night, setting the franchise single-game postseason rushing record.

// 2012 HIGHLIGHTS

- Part of offensive line that helped RB Frank Gore rush for 112 yds. at GB (9/9), becoming the 1st RB since Garrison Hearst to rush for 100 yds. on opening day. The team rushed for 186 yds. on the day with a 5.8 avg.
- Paved the way as the team rushed for a season-high 245 yds. on 44 carries as 9 different players carried the ball at NYJ (9/30).

// GOLDMINE

- Growing up in the village of Nuuli in American Samoa, Iupati took English as a second language, but was still way behind the curve when he arrived in the United States prior to his freshman year of high school. When it came time to head to college and pursue a football career, he was behind academically due to the language barrier. Iupati began looking into junior colleges. While at a recruiting barbecue at Ceritos College, he met Johnny Nansen, an assistant coach at Idaho, who later convinced him to sign with the Vandals as a Prop 48. Four years later Iupati was a first round NFL draft pick.
- When Iupati entered the NFL his hair was very long, reaching the middle of his back. He had not cut it since the summer before his sophomore year at Idaho. When he returned the Bay Area to begin the 2012 offseason program, he was sporting a buzz cut. "I needed a new start and thought now was the right time. I donated my hair to Locks of Love so that some kid would be able to make good use of it."
- Mike's brother did all of the tattoos on his arm and leg. All of the art on his body is reflective of Samoan culture. "Some of them are Fala, the centipede, the waves, the ocean, fish. It goes back to what we normally use." The lion on his leg was artwork that Mike liked and asked his brother to put a Polynesian design around it.
- Although Mike has not lived in American Samoa for several years, his mother will never let him forget his culture. "My mom was tough on us, but it's discipline. That's why a lot of Polynesians are disciplined when they come to the U.S. You have to always respect your elders. It's our culture."

IUPATI'S CAREER STATISTICS

GAMES/STARTS – 48/48; 2010 (16/16); 2011 (16/16); 2012 (16/16)
POSTSEASON GAMES/STARTS – 4/4; 2011 (2/2); 2012 (2/2)

Milestones:

NFL Debut: at Sea. (9/12/10); **First Start:** at Sea. (9/12/10)



// TRANSACTIONS

Originally the second of two 1st-round (17th overall) draft choices by SF in 2010.

// AWARDS & HONORS

2010: *The Sporting News* – 2010 All-Rookie Team, PFW/PFWA All-Rookie Team

2011: Madden Most Valuable Protectors Award (Week 5)

// 2011

- Part of an offensive line that helped pave the way for RB Frank Gore to gain 100+ rush yds. on the ground in five consecutive games, setting a new franchise record.
- lupati and the 49ers offensive line did not allow a sack on 20 pass atts. by QB Alex Smith vs. Sea. (9/11).
- Helped 49ers accumulate 442 yds. of offense in come-from-behind victory at Phi. (10/2), which included 164 yds. on the ground.
- lupati and the offensive line were awarded the Madden Most Valuable Protectors Award for Week 5. They helped the 49ers offense rush for 213 yds. on the ground while not allowing a sack vs. TB (10/9), marking the first time since 12/14/06 at Sea. that the team rushed for over 200 yds. and did not allow a sack.
- Supported the 49ers offense in rushing for 203 yds. at Det. (10/16), marking the first time the team rushed for over 200 yds. in back-to-back games (10/9 vs. TB, 213 yds.) since 12/6/98 at Car. (236 yds.) and 12/14/98 vs. Det. (328 yds.).
- Aided the 49ers offense in reaching 253 yds. in the 1st half vs. Cle. (10/30), marking the most net yds. gained by the 49ers in the 1st half and second highest total in either half of the season (10/2 - 289 yds. at Phi.).
- Helped the 49ers offense hold the ball for 44:16 while not allowing a sack vs. Arz. (11/20), marking the highest time of possession for the team since 11/3/02 at Oak. (44:33 - 49ers 23, Raiders 20).
- lupati and the offensive line prevented QB Alex Smith from getting sacked in 20-3 win on MNF vs. Pit. (12/19).

THE SCOUTING REPORT

"You can tell when a guy is playing fast. He's off on the count. There's no indecision. If the defense does something a little bit different, there's not that moment of hesitation. He's playing extremely fast and just dominating people physically. He's got some physical tools that are rare and they were on display."

- 49ers Offensive Coordinator Greg Roman

// 2010


- Along with T Anthony Davis, became just the third set of rookies to start every game on the offensive line since the 16-game schedule was instituted in 1978 (T Adam Meadows and T Tarik Glenn in 1997 with Ind. & C Nick Mangold and T D'Brickshaw Ferguson in 2006 with NYJ).
- Along with RT Anthony Davis, the duo became just the fourth set of rookies to start on the offensive line on opening day in franchise history, and the first since 1958.
- Part of an offensive line that did not allow a sack on 32 pass atts. by QB Alex Smith vs. NO (9/20) and 19 pass atts. by QB Troy Smith vs. Den. (10/31).
- Started at G at Arz. (11/29) as the offense rushed for a season-high 261 yds., while recording a season-high 26 first downs.

// COLLEGE

A three-year starter at Idaho, played in 35 games (33 starts) in his career. Started all 13 games at LG as a senior and became just the second non-BCS player to be named a finalist for the Outland Trophy since the award's inception in 1946 (Willie Roaf, Louisiana Tech - 1992). Also earned All-American first-team honors by the *NFL Draft Report*, Walter Camp Football Foundation, The American Football Coaches Association, Football Writers of America, Associated Press and *Sports Illustrated*. In addition, was named first-team All-WAC and was the only active member to be named to the WAC's All-Decade team. Helped lead the Vandals to their first winning season since 1999 and paved the way for an offense that ranked 9th in the nation in total offense (451.4 ypg). As a junior, started the final eight games at LG on his way to earning All-WAC first-team honors by the NFL Draft Report. Started all 12 games at LG as a sophomore in 2007 after serving in a reserve role as a freshman.

// PERSONAL

- Attended Western (Anaheim, CA) HS where he was a captain and played on both sides of the ball, receiving all-state and all-conference honors as a senior.
- Competed on the school's wrestling and track teams.
- He and his wife, Ashley, were married in Hawaii in February 2012. The couple honeymooned in Bora Bora. As a youth, Ashley was a nine-time BMX bicycle world champion racer. She took up the sport at the age of three. The couple originally met during Mike's senior year at Idaho the weekend of his team's game versus Hawaii. The couple has two dogs - a miniature dachshund named Marley and an English bulldog named Teine. The couple has one son, KoaAlii'.
- Was a high school teammate of DT Fili Moala, who was selected in the 2nd round of the 2009 NFL Draft by the Indianapolis Colts.
- Born Michael lupati (5/12/87) in American Samoa.
- Graduated with a degree in general studies.



LaMICHAEL JAMES 23

RUNNING BACK
5-9 | 195

OREGON | ROOKIE
BORN 10.22.89 | NEW BOSTON, TX
ACQUIRED D-2 IN '12
LIBERTY-EYLAU HS, TEXARKANA, TX

LaMichael James became the first two-time consensus All-America selection in Oregon history. In 2011, James led the nation, averaging 150.4 rushing yards per game, and ranked 2nd in the NCAA with 1,805 rushing yards. The recipient of the Doak Walker Award as the nation's top running back in 2010, James became just the third player in Pac-10/12 Conference history to rush for over 5,000 yards in his career.

// 2012 HIGHLIGHTS

- Made his NFL debut vs. Mia. (12/9) and finished the day with 30 rushing yds. on 8 carries. Added 1 recept. for 15 yds. and averaged 26.3 yds. on 3 KORs.
- Amassed a career-high 201 total yds. (172 returns, 15 rushing, 14 receiving) at Sea. (12/23).
- Rushed for a career-high 49 yds. (7.0 avg.) with a long of 26 yds. vs. Arz. (12/30).

// 2012 POSTSEASON HIGHLIGHTS

- Registered his first-career TD on a 15-yd. TD run at Atl. (1/20/13) (NFC-C) and became the first 49ers rookie to register a TD in the postseason since FB William Floyd tallied a 1-yd. TD run vs. Chi. (1/7/95) (NFC-D).

JAMES' GAME-BY-GAME

2012 Rushing

Date	Opp	W/L	P/S	Rsh	Yds	Avg	Lg	TD	Rec	Yds	TD
Sep 9	at GB	W	-	-	-	INACTIVE	-	-	-	-	-
Sep 16	Det	W	-	-	-	INACTIVE	-	-	-	-	-
Sep 23	at Min	L	-	-	-	INACTIVE	-	-	-	-	-
Sep 30	at NYJ	W	-	-	-	INACTIVE	-	-	-	-	-
Oct 7	Buf	W	-	-	-	INACTIVE	-	-	-	-	-
Oct 14	NYG	L	-	-	-	INACTIVE	-	-	-	-	-
Oct 18	Sea	W	-	-	-	INACTIVE	-	-	-	-	-
Oct 29	at Arz	W	-	-	-	INACTIVE	-	-	-	-	-
Nov 11	StL	T	-	-	-	INACTIVE	-	-	-	-	-
Nov 19	Chi	W	-	-	-	INACTIVE	-	-	-	-	-
Nov 25	at NO	W	-	-	-	INACTIVE	-	-	-	-	-
Dec 2	at StL	L	-	-	-	INACTIVE	-	-	-	-	-
Dec 9	Mia	W	1/0	8	30	3.8	13	0	1	15	0
Dec 16	at NE	W	1/0	8	31	3.9	17	0	0	0	0
Dec 23	at Sea	L	1/0	4	15	3.8	6	0	2	14	0
Dec 30	Arz	W	1/0	7	49	7.0	26	0	0	0	0
TOTALS			4/0	27	125	4.6	26	0	3	29	0

2012 Returns

Date	Opp	KR	Yds	Avg	Lg	TD	PR	FC	Yds	Avg	Lg	TD
Sep 9	at GB	-	-	-	-	INACTIVE	-	-	-	-	-	-
Sep 16	Det	-	-	-	-	INACTIVE	-	-	-	-	-	-
Sep 23	at Min	-	-	-	-	INACTIVE	-	-	-	-	-	-
Sep 30	at NYJ	-	-	-	-	INACTIVE	-	-	-	-	-	-
Oct 7	Buf	-	-	-	-	INACTIVE	-	-	-	-	-	-
Oct 14	NYG	-	-	-	-	INACTIVE	-	-	-	-	-	-
Oct 18	Sea	-	-	-	-	INACTIVE	-	-	-	-	-	-
Oct 29	at Arz	-	-	-	-	INACTIVE	-	-	-	-	-	-
Nov 11	StL	-	-	-	-	INACTIVE	-	-	-	-	-	-
Nov 19	Chi	-	-	-	-	INACTIVE	-	-	-	-	-	-
Nov 25	at NO	-	-	-	-	INACTIVE	-	-	-	-	-	-
Dec 2	at StL	-	-	-	-	INACTIVE	-	-	-	-	-	-
Dec 9	Mia	3	79	26.3	34	0	0	0	0	-	-	0
Dec 16	at NE	4	133	33.3	62	0	0	0	0	-	-	0
Dec 23	at Sea	6	172	28.7	35	0	0	0	0	-	-	0
Dec 30	Arz	1	33	33.0	33	0	0	0	0	-	-	0
TOTALS		14	417	29.8	62	0	0	0	0	-	-	0

2012 Postseason

Date	Opp	W/L	P/S	Rsh	Yds	Avg	Lg	TD	Rec	Yds	TD
Jan 12	GB	W	1/0	3	21	7.0	14	0	1	7	0
Jan 20	at Atl	W	1/0	5	34	6.8	15t	1	1	4	0
Feb 3	Bal										
TOTALS			2/0	8	55	6.9	15t	1	2	11	0

2012 Postseason

Date	Opp	KR	Yds	Avg	Lg	TD	PR	FC	Yds	Avg	Lg	TD
Jan 12	GB	1	23	23.0	23	0	0	0	0	-	-	0
Jan 20	at Atl	3	64	21.3	25	0	0	0	0	-	-	0
Feb 3	Bal											
TOTALS		4	87	21.8	25	0	0	0	0	-	-	0



JAMES' CAREER STATISTICS

YEAR	TEAM	GP	GS	ATT	RUSHING				NO	RECEIVING			
					YDS	AVG	LG	TD		YDS	AVG	LG	TD
2012	SF	4	0	27	125	4.6	26	0	3	29	9.7	15	0
TOTALS		4	0	27	125	4.6	26	0	3	29	9.7	15	0

PLAYOFFS

YEAR	TEAM	GP	GS	ATT	RUSHING				NO	RECEIVING			
					YDS	AVG	LG	TD		YDS	AVG	LG	TD
2012	SF	2	0	8	55	6.9	15t	1	2	11	5.5	7	0
TOTALS		2	0	8	55	6.9	15t	1	2	7	5.5	7	0

YEAR	TEAM	KICKOFF RETURNS					PUNT RETURNS					
		NO	YDS	AVG	LG	TD	NO	FC	YDS	AVG	LG	TD
2012	SF	14	417	29.8	62	0	0	0	0	-	-	0
TOTALS		14	417	29.8	62	0	0	0	0	-	-	0

PLAYOFFS

YEAR	TEAM	KICKOFF RETURNS					PUNT RETURNS					
		NO	YDS	AVG	LG	TD	NO	FC	YDS	AVG	LG	TD
2012	SF	4	87	21.8	25	0	0	0	0	-	-	0
TOTALS		4	87	21.8	25	0	0	0	0	-	-	0

Additional Statistics:

Fumbles-Lost - 1-0: 1-0 in 2012

Milestones:

NFL Debut: vs. Mia. (12/9/12)

JAMES' CAREER HIGHS

Rushes: 8 (2 times) Last at NE (12/16/12)

Rushing Yards: 49 vs. Arz. (12/30/12)

Long Rush: 26 vs. Arz. (12/30/12)

Receptions: 2 at Sea. (12/23/12)

Receiving Yards: 15 vs. Mia. (12/9/12)

Long Reception: 15 vs. Mia. (12/9/12)

Kickoff Returns: 6 at Sea. (12/23/12)

Kickoff Return Yards: 172 at Sea. (12/23/12)

Kickoff Return Long: 62 at NE (12/16/12)

Total Yards: 201 (15 rush, 14 rec., 172 KR) at Sea. (12/23/12)




// TRANSACTIONS

Originally a 2nd-round (61st overall) draft choice by SF in 2012.

// COLLEGE

Played in 37 games (34 starts) for the Ducks, registering 771 carries for 5,082 yds. and 53 TDs, while adding 51 receipts for 586 yds. and 4 TDs. Also recorded 14 PRs for 137 yds. and 1 TD. Became the first two-time consensus All-America selection in school history. Ranks 1st in school history with 5,082 rus. yds. and became just the 3rd player in Pac-10/12 history to rush for over 5,000 yds. (USC RB Charles White - 6,245 rus. yds. & Oregon St. RB Ken Simonton - 5,044 rus. yds.). Also holds Oregon's career record for rushing TDs (53), total TDs (58) and points (348). As a junior, garnered First-Team All-America honors from Walter Camp and the American Football Coaches Association. Also selected First-Team All-Pac-12, and was the recipient of the team's Duane J. Cargill Memorial Award as Oregon's outstanding offensive impact player. That year, played in 12 games (11 starts) and rushed for 1,805 yds. and 18 TDs on 247 carries, while adding 17 receipts for 210 yds. and 1 TD. Set the Oregon single-season record and ranked 2nd in the country with 1,805 rus. yds. Also ranked 1st in the nation in rushing yds./gm. (150.4). As a sophomore, was the recipient of the Doak Walker Award as the nation's top running back. Also received First-Team All-America honors from the American Football Coaches Association, Football Writers Association, AP and Walter Camp, in addition to being named First-Team All-Pac-10. Started all 12 games, in 2010, and rushed for a then-school record 1,731 yds. and 21 TDs on 294 carries. Also added 17 receipts for 208 yds. and 3 TDs, and ranked 1st in the nation with a school record 144 points. As a freshman, named Pac-10 Offensive Freshman of the Year by the league's coaches, and was selected National Freshman Performer of the Year by the College Football Performance Awards. Added Freshman First-Team All-America honors from *The NFL Draft Report*, Football Writers Association and *College Football News*. Also a Third-Team All-America selection by the AP and *The Sporting News*. Played in 13 games (11 starts) and rushed for 1,546 yds. and 14 TDs on 230 carries, in 2009. Also added 17 receipts for 168 yds. Redshirted as a true freshman in 2008.

// PERSONAL

- Attended Liberty-Eylau (Texarkana, TX) HS and was an all-state selection following his junior and senior seasons.
 - As a senior, was a Prep Star All-Midlands Region honoree and rushed for 2,043 yds. and 26 TDs.
 - In 2006, selected second-team all-state as he tallied 19 TDs, while adding 1,600 yds. on the ground and another 500 rec. yds.
 - Also won the state title in the 100 meter dash with a time of 10.51 in 2006.
 - Born LaMichael Keondrae James (10/22/89) in New Boston, TX.
 - Graduated with a degree in sports business in December, 2011.
- 

JEAN FRANCOIS' CAREER STATISTICS

YEAR	TEAM	GP	GS	TACKLES				INTERCEPTIONS				FUMBLES				
				TOT	SOL	AST	SACKS	YDS	INT	YDS	LG	TD	PD	FF	FR	YDS
2009	SF	3	0	0	0	0	0.0	0.0	0	0	-	0	0	0	0	0
2010	SF	16	0	23	13	10	1.0	4.0	0	0	-	0	0	1	0	0
2011	SF	16	2	32	14	18	0.0	0.0	0	0	-	0	2	0	0	0
2012	SF	16	3	51	27	24	2.0	16.0	0	0	-	0	0	0	0	0
TOTALS		51	5	106	54	52	3.0	20.0	0	0	-	0	2	1	0	0

PLAYOFFS

YEAR	TEAM	GP	GS	TACKLES				INTERCEPTIONS				FUMBLES				
				TOT	SOL	AST	SACKS	YDS	INT	YDS	LG	TD	PD	FF	FR	YDS
2011	SF	2	0	2	1	1	0.0	0.0	0	0	-	0	1	0	0	0
2012	SF	2	0	2	1	1	0.0	0.0	0	0	-	0	0	0	0	0
TOTALS		4	0	4	2	2	0.0	0.0	0	0	-	0	1	0	0	0

Additional Stats:

Special Teams Tackles: 1 – 2010 (1)

Milestones:

NFL Debut: at Phi. (12/20/09); **First Start:** vs. TB (10/9/11); **First Career Sack:** vs. Oak. (10/17/10 – QB Jason Campbell); **First FF:** vs. Oak. (10/17/10 – QB Jason Campbell)

JEAN FRANCOIS' CAREER HIGHS

Total Tackles: 10 at Sea. (12/23/12)

Solo: 6 at Sea. (12/23/12)

Assists: 4 (2 times) Last at Sea. (12/23/12)

Sacks: 1.0 (3 times) Last vs. Arz. (12/30/12)



// TRANSACTIONS

Originally the second of two 7th-round selections (244th overall) by SF in 2009.

// 2011

- Made his first NFL career start vs. TB (10/9) and posted 6 tackles.
- Helped limit the Rams to just 31 yds. rushing without allowing a rushing first down vs. StL (12/4). It marked the first time the 49ers defense did not allow a rushing first down since 11/29/10 at Arz.
- Set a career-high with 8 tackles and 1 PD in the regular season finale at StL (1/1).

// 2010

- Registered his first career sack and FF on QB Jason Campbell vs. Oak. (10/17).
- Saw extended action at GB (12/5) after NT Aubrayo Franklin left the game with a groin strain, and tied his career high with 4 tackles.

// 2009

- Made his NFL debut at Phi. (12/20) on special teams.
- Saw his first action on defense vs. Det. (12/27).

// COLLEGE

Played in 25 games (9 starts) and posted 56 tackles, 5.5 sacks, 3 PDs, 3 FRs and a FF during his Tigers career. In 2008, played in 11 games (6 starts) at DT, recording 20 tackles, 2.0 sacks, 2 PDs and a FR. In 2007, started 2 games and was named Defensive Most Outstanding Player in the BCS National Championship Game, registering 6 tackles, a half sack and a blocked field goal, in LSU's win over Ohio State. As a redshirt freshman in 2006, played in 12 games (1 start) and tallied 27 tackles, 5.5 TFLs, 3.0 sacks, 1 PD, 1 FF, and 1 FR.

// PERSONAL

- Was rated the No.1 defensive line prospect in Florida while playing at Carol City Senior (Miami Gardens, FL) HS. As a senior, named first-team all-state with 93 tackles, 15.0 sacks, 6 FFs, 3 FRs and 3 INTs, while setting the Florida state record for sacks in a game (6.5).
- Won state championships in the shot put and discus as both a junior and senior. Recorded the nation's 3rd-best toss in the shot put with a throw of 65-5 in 2005.
- Majored in general studies with an emphasis in communication studies and sports studies. With one semester left (12 hours) to get his college degree, Jean Francois is planning to be a college graduate sooner rather than later. "That's my biggest thing. I want to go back and get my degree."
- Born Ricky Barkley Jean Francois (11/23/86) in Carol City, FL.



JEAN FRANCOIS' GAME-BY-GAME

2009													2011																
Date	Opp	W/L	P/S	Tot	Sol	Ast	Sk	Yds	Int	Yds	PD	FF	FR	Yds	Date	Opp	W/L	P/S	Tot	Sol	Ast	Sk	Yds	Int	Yds	PD	FF	FR	Yds
Sep 13	at Arz	W	-	-	-	-	INACTIVE	-	-	-	-	-	-	-	Sep 11	Sea	W	1/0	2	0	2	0	0.0	0	0	0	0	0	0
Sep 20	Sea	W	-	-	-	-	INACTIVE	-	-	-	-	-	-	-	Sep 18	Dal	L	1/0	1	1	0	0	0.0	0	0	0	0	0	0
Sep 27	at Min	L	-	-	-	-	INACTIVE	-	-	-	-	-	-	-	Sep 25	at Cin	W	1/0	0	0	0	0	0.0	0	0	0	0	0	0
Oct 4	StL	W	-	-	-	-	INACTIVE	-	-	-	-	-	-	-	Oct 2	at Phi	W	1/0	0	0	0	0	0.0	0	0	1	0	0	0
Oct 11	Atl	L	-	-	-	-	INACTIVE	-	-	-	-	-	-	-	Oct 9	TB	W	1/1	6	4	2	0	0.0	0	0	0	0	0	0
Oct 25	at Hou	L	-	-	-	-	INACTIVE	-	-	-	-	-	-	-	Oct 16	at Det	W	1/0	0	0	0	0	0.0	0	0	0	0	0	0
Nov 1	at Ind	L	-	-	-	-	INACTIVE	-	-	-	-	-	-	-	Oct 30	Cle	W	1/0	3	1	2	0	0.0	0	0	0	0	0	0
Nov 8	Ten	L	-	-	-	-	DID NOT PLAY	-	-	-	-	-	-	-	Nov 6	at Was	W	1/1	5	2	3	0	0.0	0	0	0	0	0	0
Nov 12	Chi	W	-	-	-	-	DID NOT PLAY	-	-	-	-	-	-	-	Nov 13	NYG	W	1/0	0	0	0	0	0.0	0	0	0	0	0	0
Nov 22	at GB	L	-	-	-	-	INACTIVE	-	-	-	-	-	-	-	Nov 20	Arz	W	1/0	0	0	0	0	0.0	0	0	0	0	0	0
Nov 29	Jax	W	-	-	-	-	INACTIVE	-	-	-	-	-	-	-	Nov 24	at Bal	L	1/0	1	0	1	0	0.0	0	0	0	0	0	0
Dec 6	at Sea	L	-	-	-	-	DID NOT PLAY	-	-	-	-	-	-	-	Dec 4	StL	W	1/0	3	1	2	0	0.0	0	0	0	0	0	0
Dec 14	Arz	W	-	-	-	-	DID NOT PLAY	-	-	-	-	-	-	-	Dec 11	at Arz	L	1/0	2	1	1	0	0.0	0	0	0	0	0	0
Dec 20	at Phi	L	1/0	0	0	0	0.0	0.0	0	0	0	0	0	0	Dec 19	Pit	W	1/0	0	0	0	0	0.0	0	0	0	0	0	0
Dec 27	Det	W	1/0	0	0	0	0.0	0.0	0	0	0	0	0	0	Dec 24	at Sea	W	1/0	1	0	1	0	0.0	0	0	0	0	0	0
Jan 3	at StL	W	1/0	0	0	0	0.0	0.0	0	0	0	0	0	0	Jan 1	at StL	W	1/0	8	4	4	0	0.0	0	0	1	0	0	0
TOTALS			3/0	0	0	0	0.0	0.0	0	0	0	0	0	0	TOTALS			16/2	32	14	18	0	0.0	0	0	2	0	0	0

2010														
Date	Opp	W/L	P/S	Tot	Sol	Ast	Sk	Yds	Int	Yds	PD	FF	FR	Yds
Sep 12	at Sea	L	1/0	1	0	1	0.0	0.0	0	0	0	0	0	0
Sep 20	NO	L	1/0	0	0	0	0.0	0.0	0	0	0	0	0	0
Sep 26	at KC	L	1/0	4	3	1	0.0	0.0	0	0	0	0	0	0
Oct 3	at Atl	L	1/0	1	1	0	0.0	0.0	0	0	0	0	0	0
Oct 10	Phi	L	1/0	0	0	0	0.0	0.0	0	0	0	0	0	0
Oct 17	Oak	W	1/0	3	2	1	1.0	4.0	0	0	0	1	0	0
Oct 24	at Car	L	1/0	2	1	1	0.0	0.0	0	0	0	0	0	0
Oct 31	Den	W	1/0	0	0	0	0.0	0.0	0	0	0	0	0	0
Nov 14	StL	W	1/0	0	0	0	0.0	0.0	0	0	0	0	0	0
Nov 21	TB	L	1/0	0	0	0	0.0	0.0	0	0	0	0	0	0
Nov 29	at Arz	W	1/0	0	0	0	0.0	0.0	0	0	0	0	0	0
Dec 5	at GB	L	1/0	4	2	2	0.0	0.0	0	0	0	0	0	0
Dec 12	Sea	W	1/0	2	2	0	0.0	0.0	0	0	0	0	0	0
Dec 16	at SD	L	1/0	2	1	1	0.0	0.0	0	0	0	0	0	0
Dec 26	at StL	L	1/0	0	0	0	0.0	0.0	0	0	0	0	0	0
Jan 2	Arz	W	1/0	4	1	3	0.0	0.0	0	0	0	0	0	0
TOTALS			16/0	23	13	10	1.0	4.0	0	0	0	1	0	0

2011 Postseason														
Date	Opp	W/L	P/S	Tot	Sol	Ast	Sk	Yds	Int	Yds	PD	FF	FR	Yds
Jan 14	NO	W	1/0	2	1	1	0.0	0.0	0	0	1	0	0	0
Jan 22	NYG	L	1/0	0	0	0	0.0	0.0	0	0	0	0	0	0
TOTALS			2/0	2	1	1	0.0	0.0	0	0	1	0	0	0



A.J. JENKINS

17

WIDE RECEIVER
6-0 | 192

ILLINOIS | ROOKIE
BORN 9.30.89 | JACKSONVILLE, FL
ACQUIRED D-1 IN '12
TERRY PARKER HS, JACKSONVILLE, FL

A versatile wide receiver, A.J. Jenkins possesses the skill set to line up at all three receiver positions. A three-time Academic All-Big Ten honoree, Jenkins became just the second player in Illinois history to register 90 receptions in a season, as a senior. His 1,276 receiving yards ranked second in school history.

// 2012 HIGHLIGHTS

- Made NFL debut vs. Mia. (12/9)

// GOLDMINE

- A.J. has multiple nicknames including "Grandpa" and "E.T." His aunt also called him Grandpa when he was young because he acted older than he really was. His other nickname, E.T., was given to him in high school on a bus ride to school. "This guy saw my hands and told me I had long fingers just like E.T. Everyone started laughing and the name spread throughout the school. People rarely call me A.J."

JENKINS' GAME-BY-GAME

2012								
Date	Opp	W/L	P/S	Rec	Yds	Avg	Lg	TD
Sep 9	at GB	W	-	-	DID NOT PLAY	-	-	-
Sep 16	Det	W	-	-	INACTIVE	-	-	-
Sep 23	at Min	L	-	-	INACTIVE	-	-	-
Sep 30	at NYJ	W	-	-	INACTIVE	-	-	-
Oct 7	Buf	W	-	-	INACTIVE	-	-	-
Oct 14	NYG	L	-	-	INACTIVE	-	-	-
Oct 18	Sea	W	-	-	INACTIVE	-	-	-
Oct 29	at Arz	W	-	-	INACTIVE	-	-	-
Nov 11	StL	T	-	-	INACTIVE	-	-	-
Nov 19	Chi	W	-	-	INACTIVE	-	-	-
Nov 25	at NO	W	-	-	INACTIVE	-	-	-
Dec 2	at StL	L	-	-	DID NOT PLAY	-	-	-
Dec 9	Mia	W	1/0	0	0	-	-	0
Dec 16	at NE	W	1/0	0	0	-	-	0
Dec 23	at Sea	L	-	-	INACTIVE	-	-	-
Dec 30	Arz	W	1/0	0	0	-	-	0
TOTALS			3/0	0	0	-	-	0

2012 Postseason								
Date	Opp	W/L	P/S	Rec	Yds	Avg	Lg	TD
Jan 12	GB	W	1/0	0	0	-	-	0
Jan 20	at Atl	W	-	-	DID NOT PLAY	-	-	-
Feb 3	Bal							
TOTALS			1/0	0	0	-	-	0

JENKINS' CAREER STATISTICS

YEAR	TEAM	GP	GS	RECEIVING					RUSHING				
				NO	YDS	AVG	LG	TD	ATT	YDS	AVG	LG	TD
2012	SF	3	0	0	0	-	-	0	0	0	-	-	0
TOTALS		3	0	0	0	-	-	0	0	0	-	-	0

PLAYOFFS

YEAR	TEAM	GP	GS	RECEIVING					RUSHING				
				NO	YDS	AVG	LG	TD	ATT	YDS	AVG	LG	TD
2012	SF	1	0	0	0	-	-	0	0	0	-	-	0
TOTALS		1	0	0	0	-	-	0	0	0	-	-	0

Milestones:

NFL Debut: vs. Mia. (12/9/12)






// TRANSACTIONS

Originally a 1st-round (30th overall) draft choice by SF in 2012.

// COLLEGE

Played in 46 games (26 starts) for the Fighting Illini and ranks third in school history with 167 receipts. for 2,432 yds. and 19 TDs in his career. Also added 33 KORs for 773 yds. and one TD. Earned Academic All-Big Ten honors in each of his final three seasons at Illinois. As a senior, earned honorable mention All-America honors by *The NFL Draft Report*, and was named First-Team All-Big Ten. Played in 13 games (12 starts) and tallied 90 receipts. for 1,276 yds. and 8 TDs, in 2011. Became just the second player in school history to register 90 receipts. in a season (WR David Williams - 101 receipts. in 1984 and 92 receipts. in 1985). His 1,276 rec. yds. is the 2nd-highest single-season total in school history (Williams - 1,278 rec. yds. in 1984). In 2010, was named the team's co-Most Improved Offensive Player and Most Outstanding Receiver. Played in 13 games (9 starts) and recorded 56 receipts. for 746 yds. and 7 TDs. As a sophomore, played in 8 games (3 starts) and registered 10 receipts. for 123 yds. and one TD, while adding 11 KORs for 204 yds. In 2008, played in 12 games (1 start) and notched 11 receipts. for 287 yds. and 3 TDs. Also tallied 22 KORs for 490 yds. and 1 TD.

// PERSONAL

- Attended Terry Parker (Jacksonville, FL) HS and named to the *Atlanta Journal-Constitution's* Super Southern 100. Also earned Prep Star All-Region and Super Prep All-American honors, as a senior.
 - As a senior, registered 41 receipts. for 515 yds. and 4 TDs, while adding 40 carries for 251 yds.
 - Born Alfred Alonzo Jenkins (9/30/89) in Jacksonville, FL.
 - Graduated with a degree in sport management.
- 



BRIAN JENNINGS

86

TIGHT END / LONG SNAPPER

6-5 | 242

ARIZONA STATE | 13TH YEAR
BORN 10.14.76 | MESA, AZ
ACQUIRED D-7B IN '00
RED MOUNTAIN HS, MESA, AZ

A two-time Pro Bowl selection, most recently in 2011, Brian Jennings has snapped to 9 different placekickers and 4 different punters throughout his professional career. Jennings has been the mark of consistency for the 49ers since being selected in the 7th round of the 2000 NFL Draft. Jennings is the longest-tenured player on the roster and ranks t-4th among active NFL players for most consecutive games played. One of the most accurate and efficient long snappers in the NFL, Jennings has been charged with only one fumble in his career, in 2001, on a good snap that went right through the punter's hands.



- Brian has touched the lives of numerous people as a member of the 49ers, taking part in dozens of speaking engagements and charity events throughout his career. He looks to continue inspiring people once his playing days are over as well. Over the past four years, Brian has been working on his own book. "I believe everyone can find their purpose and live an inspired life. I feel my life has been blessed in so many ways and I want to share it with people. No matter what troubles come your way, you can realize your potential. In my writing, I combine examples throughout history with my own personal story, while using spiritual health and wellness as the vehicle."
- Brian doesn't spend much time relaxing during the offseason. He earned his certification as a yoga instructor in 2008 after taking part in a 200-hour program that lasted five months. With a modern approach, Brian cranks up lively music in the classes he teaches in Scottsdale, AZ. He has plans to open his own yoga studio in the near future.
- Jennings formed his own company, Jennings 141, which among various efforts has produced instructional videos for long snapping. Visit BrianJennings.com or Jennings141.com to learn more.
- Over the past two offseasons, Brian has hosted a long snapping camp with about 20 participants. This allows him to teach the intricacies of the position on a one-on-one basis. "During the camp I deconstructed the long snap. So, we go through stations of the pieces of the long snap and I teach them how to do each piece. Then it's for them to put it all together and master it on their own."
- Brian believes the sky is the limit when it comes to his knowledge base. "I really see the value of education and continual learning. Every offseason, I try to pursue some kind of intellectual academic project that is measurable. I want to be powerful intellectually." Still undecided on whether to pursue an MBA degree or become a chiropractor once his playing days are over, Brian has been taking classes in both areas at Arizona State and Scottsdale Community College over the past several offseasons. He's also taken part in the NFL's Business Management and Entrepreneurial Program at Harvard and Stanford, and has plans to attend the NFL's Broadcast Boot Camp in the near future. "I'm like a sponge when it comes to educating myself. I'm constantly reading the *Wall Street Journal* and various financial magazines, which has sparked a better understanding of how politics effects the economy and business world."

// CAREER HIGHLIGHTS

- Ranks t-1st in franchise history for most consecutive games played (208), tying T Len Rhode.

// 2012 HIGHLIGHTS

- Played in 200th consecutive NFL game at Arz. (10/29).
- With the 49ers leading 7-0 in the 1st qtr. at NE (12/16), fought off a cold rain and executed a direct snap on a fake punt to S Dashon Goldson that led to a 31-yd. gain on 4th-and-10 from the 49ers 41-yd. line to the Patriots 28-yd. line.
- Played in 208 consecutive games, tying Len Rohde for the longest streak in 49ers history. Jennings reached 208 games at Arz. (12/30). His 208 games played is also t-3rd most in 49ers history.

// GOLDMINE

- Jennings developed a new idea that has been in demand now that colleges are offering scholarships for long snappers. He and his designer created a long snapping football, appropriately titled 'The Jennings141 grip-trainer football.' "It's a regulation size football, either college size or junior, but the instructions are written on the ball which is unique. The instructions on the ball will teach how to build the proper grip." The ball is currently being manufactured as he just received a patent a short time ago, but he plans to make the ball available through his website.

JENNINGS' CAREER STATISTICS

GAMES/STARTS – 208/0; 2000 (16/0), 2001 (16/0), 2002 (16/0), 2003 (16/0), 2004 (16/0), 2005 (16/0), 2006 (16/0), 2007 (16/0), 2008 (16/0), 2009 (16/0), 2010 (16/0), 2011 (16/0), 2012 (16/0)

POSTSEASON GAMES/STARTS – 7/0; 2001 (1/0), 2002 (2/0), 2011 (2/0), 2012 (2/0)

Additional Statistics:

Special Teams Tackles – 72: 2000 (6), 2001 (4), 2002 (4), 2003 (2), 2004 (2), 2005 (8), 2006 (10), 2007 (8), 2008 (9), 2009 (9), 2010 (4), 2011 (1), 2012 (5)

Special Teams Forced Fumbles – 2: 2005 (1); 2006 (1)

Special Teams Fumble Recoveries – 1: 2005 (1)

Milestones:

NFL Debut: at Atl. (9/3/00); **First FF:** at Chi. (11/13/05 – WR Bobby Wade); **First FR:** at Chi. (11/13/05 – WR Bobby Wade); **200th NFL Game:** at Arz. (10/29/12)





// TRANSACTIONS

Originally the second of two 7th-round (230th pick overall) draft choices by SF in 2000...Signed a five-year contract extension through 2014 on 6/6/09.

// AWARDS & HONORS

2004: NFC Pro Bowl

2011: NFC Pro Bowl

// 2011

- Selected to the NFL Pro Bowl team as "need player."
- Played his 190th consecutive game vs. Pit. (12/19) and passed WR Jerry Rice for 2nd most consecutive games played in franchise history.

// 2010

- Posted 4 tackles, handling long-snapping duties on 91 punts, while also snapping to three different placekickers on 33 PATs and 27 FG atts.

// 2009

- Tallied 9 special teams tackles and helped P Andy Lee earn Pro Bowl honors after tying a team record with a 41.0 net avg.
- Snapped 99 punts, 24 FG atts. and 39 PATs.

// 2008

- Posted 9 special teams tackles and helped P Andy Lee set a single-season team record for punting average (47.8).
- Snapped 67 punts, 33 FG atts. and 34 PATs.

// 2007

- Performed flawlessly on FG atts., PATs and punts as special teams coverage unit set an NFL record for punts downed inside 20-yd. line (42) and net average (41.0).
- Snapped 105 punts, 19 FG atts. and 22 PATs, finishing season with 8 special teams tackles.

// 2006

- Awarded game ball in 49ers 24-14 win at Sea. (12/14) as he performed flawlessly in wet and windy conditions and recorded 2 solo tackles, including a FF on 49ers first punt. Also executed a direct snap on a fake punt to RB Michael Robinson that led to a 33-yd. gain and put 49ers in position for their first score of the game.

// 2005

- Snapped on 107 punts, 29 FG atts. and 21 PATs.
- Flawlessly long-snapped in blustery 47 mph winds at Chi. (11/13), playing crucial role on punt coverage by forcing and recovering first of 3 Bears PR Bobby Wade fumbles. Named honorable mention special teams player of the week for efforts by the NFL.

// 2004

- Recorded 2 tackles as he earned spot on Pro Bowl team as "need player." Snapped 96 punts, 22 FG atts. and 23 PATs.

// 2003

- Posted 2 tackles, handling long-snapping duties on 69 punts, while also snapping to three different placekickers on 41 PATs and 37 FG atts.

// 2002

- Had 4 tackles, while snapping to two different placekickers on 39 PATs and 36 FG atts.

// 2001

- Snapped on 47 PATs and 25 FG atts. to K Jose Cortez and 69 punts to P Jason Baker, adding 4 special teams tackles.


// 2000

- Snapped 45 PATs and 22 FG atts. to K Wade Richey and 69 punts to P Chad Stanley, totaling 6 special teams tackles.

// COLLEGE

Played in 32 games in career at Arizona State as TE and long snapper, recording 4 receipts. and 1 TD in 3 years of action to go along with 9 career tackles.

// PERSONAL

- Prepped at Red Mountain (AZ) HS, where he lettered in football, basketball and track.
 - Captain of football squad during senior season and was named honorable mention all-region at TE.
 - Growing up, Brian held many jobs. He worked as a busboy, had a paper route, worked at a golf course picking up range balls and was a 'sandwich artist' at Subway. From 16-20, he served as an electrician's helper in the construction industry.
 - Born Brian Lewis Jennings (10/14/76) in Mesa, AZ.
- 



TONY JEROD-EDDIE 25

DEFENSIVE TACKLE
6-5 | 301

TEXAS A&M | ROOKIE
BORN 3.29.90 | DeSOTO, TX
ACQUIRED FA IN '12
DeSOTO HS, DeSOTO, TX

A 22-year old native of DeSoto, TX, Jerod-Eddie played in 51 games (38 starts) at Texas A&M, where he registered 148 tackles, 7.0 sacks 14.5 tackles for loss, two fumble recoveries and one forced fumble. As a senior, he earned Second-Team All-Big 12 honors.

// 2012 HIGHLIGHTS

- Originally signed by the 49ers as an undrafted rookie free agent (5/7). Spent the first 15 weeks of the season on the team's practice squad before being promoted to the SF active roster on 12/28.
- Made NFL debut vs. Arz. (12/30).

// GOLDMINE

- Outside of football, Jerod-Eddie stays active fishing, riding four-wheelers and paint balling. "I'm an outdoorsman." He picked the hobbies up from his family, where he has a fishing pond in his backyard and numerous lakes in his hometown in East Texas.
- After his playing career, Jerod-Eddie plans to get a barber's license and open up his own barber shop. He would also like to continue staying active in athletics. "I'll try to get my Master's degree. I'm still trying to decide if I would like to be a coach. But I want to work in sports, as an academic advisor or athletic director."
- Jerod-Eddie was introduced to football playing for fun during recess and after school with friends at four years old. "Being from Texas, we sleep football, and it starts at a young age," Jerod-Eddie said. "I love basketball too, it was my first love." He joined a basketball league in the 4th grade and started playing organized football a year later. "I started in the 5th grade and haven't stopped since," he said.

JEROD-EDDIE'S GAME-BY-GAME

2012														
Date	Opp	W/L	P/S	Tot	Sol	Ast	Sk	Yds	Int	Yds	PD	FF	FR	Yds
Sep 9	at GB	W		PRACTICE SQUAD										
Sep 16	Det	W		PRACTICE SQUAD										
Sep 23	at Min	L		PRACTICE SQUAD										
Sep 30	at NYJ	W		PRACTICE SQUAD										
Oct 7	Buf	W		PRACTICE SQUAD										
Oct 14	NYG	L		PRACTICE SQUAD										
Oct 18	Sea	W		PRACTICE SQUAD										
Oct 29	at Arz	W		PRACTICE SQUAD										
Nov 11	StL	T		PRACTICE SQUAD										
Nov 19	Chi	W		PRACTICE SQUAD										
Nov 25	at NO	W		PRACTICE SQUAD										
Dec 2	at StL	L		PRACTICE SQUAD										
Dec 9	Mia	W		PRACTICE SQUAD										
Dec 16	at NE	W		PRACTICE SQUAD										
Dec 23	at Sea	L		PRACTICE SQUAD										
PROMOTED TO ACTIVE ROSTER ON 12/28														
Dec 30	Arz	W	1/0	0	0	0	0.0	0.0	0	0	0	0	0	0
TOTALS			1/0	0	0	0	0.0	0.0	0	0	0	0	0	0

2012 Postseason														
Date	Opp	W/L	P/S	Tot	Sol	Ast	Sk	Yds	Int	Yds	PD	FF	FR	Yds
Jan 12	GB	W	-	-	-	-	-	-	-	-	-	-	-	-
Jan 20	at Atl	W	-	-	-	-	-	-	-	-	-	-	-	-
Feb 3	Bal													
TOTALS			0/0	0	0	0	0.0	0.0	0	0	0	0	0	0

JEROD-EDDIE'S CAREER STATISTICS

YEAR	TEAM	GP	GS	TACKLES				YDS	INTERCEPTIONS				FUMBLES			
				TOT	SOL	AST	SACKS		INT	YDS	LG	TD	PD	FF	FR	YDS
2012	SF	1	0	0	0	0	0.0	0.0	0	0	0	0	0	0	0	0
TOTALS		1	0	0	0	0	0.0	0.0	0	0	0	0	0	0	0	0

PLAYOFFS

YEAR	TEAM	GP	GS	TACKLES				YDS	INTERCEPTIONS				FUMBLES			
				TOT	SOL	AST	SACKS		INT	YDS	LG	TD	PD	FF	FR	YDS
2012	SF	0	0	0	0	0	0.0	0.0	0	0	0	0	0	0	0	0
TOTALS		0	0	0	0	0	0.0	0.0	0	0	0	0	0	0	0	0

Milestones:

NFL Debut: vs. Arz. (12/30/12)





// TRANSACTIONS

Originally signed by SF as an undrafted free agent on 5/7/12...Released by SF on 8/31/12...Signed to SF practice squad on 9/1/12...Promoted to SF active roster on 12/28/12.

// COLLEGE

Played in 51 games (38 starts) for the Aggies and produced 148 tackles, 14.5 TFLs, 7 sacks, 2 FRs and 1 FF. A second-team All-Big 12 pick in 2011, recording career highs in tackles (56), TFLs (7.0), sacks (5.0) and FFs (1). Earned honorable mention All-Big 12 as a junior, starting all 13 games and posting 49 tackles, 2.5 tackles and 1 blocked kick. In 2009, recorded 23 tackles, 2.0 TFLs, 1 sack and 1 FR. During his freshman campaign, posted 20 tackles, 3.0 TFLs, 1 sack, 1FR and 1 blocked kick.

// PERSONAL

- A two-time first-team all-district defensive line pick (District 8-5A), earned Honorable Mention 5A All-State honors by the Associated Press and Texas Sports Writer's Association at DeSoto (TX) HS.
- Majored in agricultural development and leadership.
- Born Tony Jerod-Eddie on 3/29/90 in DeSoto, TX.





CAM JOHNSON

50

LINEBACKER
6-3 | 268

VIRGINIA | ROOKIE
BORN 5.24.90 | GREENBELT, MD
ACQUIRED D-7 IN '12
GONZAGA COLLEGE HS, WASHINGTON D.C.

A versatile linebacker who can play multiple positions, Cam Johnson was named Third-Team All-ACC in 2010 after registering a career-high 53 tackles and ranked sixth in the league with 6.5 sacks. Johnson led Virginia in both sacks and TFLs in each of his final two seasons.

// 2012 HIGHLIGHTS

- After being drafted in the 7th round (237th overall) by the 49ers, Johnson spent the first 15 weeks of the season on the team's practice squad.
- Promoted to 49ers active roster on 12/22.
- Made NFL debut at Sea. (12/23).

// GOLDMINE

- Johnson's thanks his grandfather, who coached at the Boys and Girls Club in Cam's hometown, for getting his football career started. c. "When I was five years old, he enrolled me and I've been playing ever since." Off the football field, his other passion music. "I like any kind of music that's good. I can literally pick something out in every type of genre and just listen to it."
- Since being drafted by the 49ers, Johnson has gotten involved in the teams community events. "I love being involved in anything I can do to help reach out to the community and give back," Johnson said. He's assisted at the team's Build-A-Bike Event, Thanksgiving Food Drive and the Linebackers Toy Giveaway. "Just seeing the joy on people's faces and just knowing that I can help them simply by being there and showing support is a very fulfilling thing." Since moving to the Bay Area, Johnson has been embraced by the 49ers Faithful. "You can really feel the energy about the team," he said. "The people here really love football and love the 49ers. Everywhere you go, you get that vibe and energy that football's the number one sport."

JOHNSON'S GAME-BY-GAME

2012															
Date	Opp	W/L	P/S	Tot	Sol	Ast	Sk	Yds	Int	Yds	PD	FF	FR	Yds	
Sep 9	at GB	W		PRACTICE SQUAD											
Sep 16	Det	W		PRACTICE SQUAD											
Sep 23	at Min	L		PRACTICE SQUAD											
Sep 30	at NYJ	W		PRACTICE SQUAD											
Oct 7	Buf	W		PRACTICE SQUAD											
Oct 14	NYG	L		PRACTICE SQUAD											
Oct 18	Sea	W		PRACTICE SQUAD											
Oct 29	at Arz	W		PRACTICE SQUAD											
Nov 11	StL	T		PRACTICE SQUAD											
Nov 19	Chi	W		PRACTICE SQUAD											
Nov 25	at NO	W		PRACTICE SQUAD											
Dec 2	at StL	L		PRACTICE SQUAD											
Dec 9	Mia	W		PRACTICE SQUAD											
Dec 16	at NE	W		PRACTICE SQUAD											
PROMOTED TO ACTIVE ROSTER ON 12/22															
Dec 23	at Sea	L	1/0	0	0	0	0.0	0.0	0	0	0	0	0	0	
Dec 30	Arz	W	1/0	0	0	0	0.0	0.0	0	0	0	0	0	0	
TOTALS			2/0	0	0	0	0.0	0.0	0	0	0	0	0	0	

2012 Postseason															
Date	Opp	W/L	P/S	Tot	Sol	Ast	Sk	Yds	Int	Yds	PD	FF	FR	Yds	
Jan 12	GB	W	-	-	DID NOT PLAY										
Jan 20	at Atl	W	-	-	INACTIVE										
Feb 3	Bal														
TOTALS			0/0	0	0	0	0.0	0.0	0	0	0	0	0	0	

JOHNSON'S CAREER STATISTICS

YEAR	TEAM	GP	GS	TACKLES				YDS	INT	INTERCEPTIONS				FUMBLES		
				TOT	SOL	AST	SACKS			YDS	LG	TD	PD	FF	FR	YDS
2012	SF	2	0	0	0	0	0.0	0.0	0	0	0	0	0	0	0	0
TOTALS		2	0	0	0	0	0.0	0.0	0	0	0	0	0	0	0	0

PLAYOFFS

YEAR	TEAM	GP	GS	TACKLES				YDS	INT	INTERCEPTIONS				FUMBLES		
				TOT	SOL	AST	SACKS			YDS	LG	TD	PD	FF	FR	YDS
2012	SF	0	0	0	0	0	0.0	0.0	0	0	0	0	0	0	0	0
TOTALS		0	0	0	0	0	0.0	0.0	0	0	0	0	0	0	0	0

Milestones:

NFL Debut: at Sea. (12/23/12)






// TRANSACTIONS

Originally a 7th-round (237th overall) draft choice by SF in 2012... Released by SF on 8/31/12...Signed to SF practice squad on 9/1/12... Promoted to SF active roster on 12/22/12.

// COLLEGE

Played in 42 games (34 starts) for the Cavaliers and registered 130 tackles, 12.5 sacks, 32.5 TFLs, 3 FFs, 3 FRs and 7 PDs. As a senior, started all 12 games and led the team with 4.0 sacks and 11 TFLs. Also posted 30 tackles, 2 FFs, 1 FR and 1 PD. In 2010, was selected Third-Team All-ACC and second-team all-state by the *Roanoke Times*. Started all 12 games and registered a career-high 53 tackles, while leading the team in both sacks (6.5) and TFLs (14.5). Also added 2 FRs and 4 PDs. As a sophomore, played in 12 games (10 starts) and recorded 40 tackles, 2.0 sacks, 5 TFLs, 1 FF and 1 PD. In 2008, was one of five true freshmen to see playing time, notching 7 tackles, 2 TFLs and 1 PD.

// PERSONAL

- Attended Gonzaga College (Washington D.C.) HS and earned Second-Team All-Washington Catholic Football Conference honors as a receiver after catching 22 passes for 269 yds. and 2 TDs, as a senior.
 - As a junior, registered 22 receptions for 358 yds. and 3 TDs on offense and notched 4 INTs, while posting 85 tackles as a safety.
 - Lettered in basketball and earned all-conference honors as a junior and senior. His senior team went 25-1 and won conference and city titles.
 - First played football at the age of five for the St. Charles Bears. His head coach, and grandfather, Calvin Chase had him play running back.
 - His brother, Antoine, plays CB and PR at Nassau Community College in Garden City, NY.
 - His mother, Tina, is a legal secretary and his father, Eugene, is a pressman at the Washington Post.
 - Born Cameron Isaac Johnson (5/24/90) in Washington D.C.
 - Graduated with a B.A. in sociology from Virginia in three-and-a-half years.
- 



COLIN KAEPERNICK 7

QUARTERBACK
6-4 | 230

NEVADA | 2ND YEAR
BORN 11.3.87 | MILWAUKEE, WI
ACQUIRED D-2 IN '11
PITTMAN HS, TURLOCK, CA

San Francisco made Colin Kaepernick the 36th overall selection in the 2011 NFL Draft. The former University of Nevada signal caller spent his rookie season learning the nuances of the NFL game and the 49ers offense. As the only player in NCAA FBS history to throw for over 10,000 yards and rush for over 4,000 yards, Kaepernick has an excellent work ethic that allows him to make the transition from the pistol offense he ran in college to the 49ers West Coast Offense.

- Rushed for 415 yds. in 2012, the t-5th highest single-season total by a QB in 49ers history.

// 2012 POSTSEASON HIGHLIGHTS

- In his 1st career postseason start, Kaepernick set the NFL single-game rushing record by a QB with 181 yds. rushing and 2 TDs on 16 carries vs. GB (1/12/13) (NFC-D). He also completed 17 of 31 atts., for 263 yds., 2 TDs and 1 INT.

// CAREER HIGHLIGHTS

- In his 1st career postseason start, Kaepernick set the NFL single-game rushing record (regular season or playoffs) by a QB with 181 yds vs. GB (1/12/13). It was also the 49ers single game postseason rushing record.
- Kaepernick's 56-yd. TD run vs. GB (1/12/13) was the longest run by a 49ers QB in franchise history (regular season or playoffs).
- Recorded the 2 longest runs by a QB in 49ers regular season history with 2, 50-yd. runs in consecutive weeks [at StL (12/2/12), TD vs. Mia. (12/9/12)], surpassing QB Steve Young's 49-yd. TD run vs. Min. (10/30/88).
- Entered the NFC Championship Game at Atl. (1/20/13) with 8 career starts, including the postseason, the 4th fewest for a starting QB entering a Conference Championship Game in NFL history. With the win, he reached Super Bowl XLVII after 9 starts, the 3rd fewest starts by a QB to do so in NFL history. (Jeff Hostetler, NYG, 1990 - 6; Vince Ferragamo, LA Rams, 1979 - 7)

MOST SINGLE-GAME RUSHING YARDS BY A QUARTERBACK IN NFL REGULAR SEASON & POSTSEASON HISTORY

Player	Date	Opp.	Yds.
1. Colin Kaepernick, SF	1/12/2013	vs. GB	181
2. Michael Vick, Atl.	12/1/2002	at Min.	173
3. Michael Vick, Atl.	11/26/2006	vs. NO	166
4. Tobin Rote, GB	11/18/1951	at Chi.	150
5. Michael Vick, Atl.	12/7/2003	vs. Car.	141

MOST SINGLE-GAME RUSHING YARDS IN 49ERS POSTSEASON HISTORY

Player	Date	Opp.	Yds.
1. Colin Kaepernick	1/12/2013	vs. GB	181
2. Roger Craig	1/1/1989	vs. Min.	135
3. Garrison Hearst	1/3/1999	vs. GB	128
4. Roger Craig	1/6/1990	vs. Min.	125
5. Terry Kirby	1/3/1998	vs. Min.	120

KAEPERNICK'S GAME-BY-GAME

2012													Total			Pct.	
Date	Opp	W/L	P/S	Att	Cmp	Pct	Yds	TD	Int	Lg	Sk/Yds	Rtg	Rsh	Yds	TD	Net Yds.	Offense
Sep 9	at GB	W	1/0	0	0	-	0	0	0	0	0/0	-	1	17	0	17	4.5
Sep 16	Det	W	-	-	-	-	-	-	-	-	-	-	-	-	-	-	-
Sep 23	at Min	L	-	-	-	-	-	-	-	-	-	-	-	-	-	-	-
Sep 30	at NYJ	W	1/0	1	0	0.0	0	0	0	0	0/0	39.6	5	50	1	50	13.2
Oct 7	Buf	W	1/0	1	1	100.0	7	0	0	7	0/0	95.8	4	39	1	46	7.4
Oct 14	NYG	L	1/0	7	4	57.1	82	0	0	36	2/17	98.6	2	6	0	71	22.6
Oct 18	Sea	W	1/0	0	0	-	0	0	0	0	0/0	-	1	-1	0	-1	0.0
Oct 29	at Arz	W	-	-	-	-	-	-	-	-	-	-	-	-	-	-	-
Nov 11	StL	T	1/0	17	11	64.7	117	0	0	20	3/22	84.7	8	66	1	161	47.2
Nov 19	Chi	W	1/1	23	16	69.6	243	2	0	57	1/7	133.1	4	12	0	248	69.9
Nov 25	at NO	W	1/1	25	16	64.0	231	1	1	45	0/0	90.6	6	27	1	258	68.8
Dec 2	at StL	L	1/1	32	21	65.6	208	0	0	30	3/17	83.9	9	84	0	275	81.1
Dec 9	Mia	W	1/1	23	18	78.3	185	0	0	25	4/19	100.2	6	53	1	219	68.2
Dec 16	at NE	W	1/1	25	14	56.0	221	4	1	38t	1/13	107.7	7	28	0	236	60.8
Dec 23	at Sea	L	1/1	36	19	52.8	244	1	1	35	1/13	72.0	7	31	0	262	83.7
Dec 30	Arz	W	1/1	28	16	57.1	276	2	0	49t	1/4	114.6	3	5	0	277	68.0
TOTALS			13/7	218	136	62.4	1,814	10	3	57	16/112	98.3	63	415	5	2,114	40.1

2012 Postseason

Date	Opp	W/L	P/S	Att	Cmp	Pct	Yds	TD	Int	Lg	Sk/Yds	Rtg	Rsh	Yds	TD	Net Yds.	Pct. Offense
Jan 12	GB	W	1/1	31	17	54.8	263	2	1	45	1/7	91.2	16	181	2	437	75.5
Jan 20	at Atl	W	1/1	21	16	76.2	233	1	0	33	1/9	127.7	2	21	0	245	65.7
Feb 3	Bal																
TOTALS			2/2	52	33	63.5	496	3	1	45	2/16	105.9	18	202	2	682	71.6

// 2012 POSTSEASON HIGHLIGHTS (CONTINUED)

- Vs. GB (1/12/13) (NFC-D), became the 4th QB to throw 2 TD passes and run for 2 TDs in a playoff game, joining Otto Graham (twice) and Jay Cutler.
- Kaepernick's 56-yd. TD run vs. GB (1/12/13) (NFC-D), marked the longest run by a QB in franchise postseason history and the 3rd longest overall.
- Became the youngest 49ers starting QB to make his playoff debut, vs. GB (1/12/13) (NFC-D), (25 years, 2 months, 9 days). QB Joe Montana was previously the youngest, who started his 1st playoff game when he was 25 years, 6 months and 23 days old.
- Along with WR Michael Crabtree (119 rec. yds.) and RB Frank Gore, (119 rush. yds.), the 49ers became the first team to have two, 100-yd. rushers and one, 100-yd. receiver in a playoff game in NFL history, vs. GB (1/12/13) (NFC-D).
- Completed 16 of 21 passes (76.2 comp. pct.) for 233 yds. with 1 TD and a QB rating of 127.7 at Atl. (1/20/13) (NFC-C). His 76.2 comp. pct. ranks 3rd in franchise postseason history, and his 127.7 QB rating ranks 5th in franchise postseason history.

// 2012 HIGHLIGHTS

- Notched his first career TD run on a 7-yd. score at NYJ (9/30). In the final minutes of the 34-0 win, rushed for a career-long 30 yd. run.
- Scored on a 16-yd. TD run vs. Buf. (10/7) and completed his first pass of the season, a 7-yd. toss to WR Kyle Williams.
- Came off the bench vs. StL (11/11), replacing injured QB Alex Smith, and completed 11 of 17 atts., for 117 yds. and a QB rating of 84.7. He also added 8 carries for 66 yds. and 1 TD. The 7-yd. TD run capped of an 81-yd. drive in the 4th qtr.
- Made his first NFL start vs. Chi. (11/19) and completed 16 of 23 passes for 243 yds., 2 TDs and a QB rating of 133.1. Threw his 1st career TD pass, 3 yds. to TE Vernon Davis in the 1st qtr. He later hooked up with WR Michael Crabtree in the 3rd qtr. on a 10-yd. toss.
- Completed 16 of 25 atts. for 231 yds., 1 TD, 1 INT and a QB rating of 90.6, while also adding 6 carries for 27 yds. and 1 TD at NO (11/25). Was the first 49er to register a rushing TD and a passing TD in the same game since QB Alex Smith (32-21-219-0-1 TD passing; 5-4-1 TD rushing) at StL (1/1/12). Notched a 7-yd. TD run in the 1st qtr and connected with RB Frank Gore on a 6-yd. TD pass in the 3rd qtr.
- Rushed for 84 yds. on 9 carries at StL (12/2), his longest run going for 50 yds. His 84 yds. rushing were the most by a 49ers QB since Steve Young rushed for 102 yds. vs. NO (12/23/90).
- Completed 18 of 23 pass atts. for 185 yds. and a QB rating of 100.2 vs. Mia. (12/9), marking his 2nd game in 4 starts with a QB rating of 100+. Capped off the final score of the game vs. Mia. with a 50-yd. TD run, his 5th rushing TD of the season. The 5 rushing TDs are the most by a 49ers QB since QB Jeff Garcia had 5 rushing TDs in 2001.
- The 50-yd. TD run vs. Mia. (12/9) tied his own record set the previous week at StL (12/2) as the longest TD run by a QB in franchise history.
- Completed 14 of 25 attempts for 216 yds., 4 TDs and 1 INT with a QB rating of 107.7 at NE (12/16). He became the first 49er to throw 4 TD passes in a game since QB Jeff Garcia on 12/7/03 (vs. Arz. - 28-19-252-0 INTs-4 TDs).
- Completed 16 of 28 attempts at Arz. (12/30) for a career-high 276 yds., 2 TDs and a QB rating of 114.6.

// GOLDMINE

- Colin was born in Milwaukee, WI. His mother was 19 years old and worked in retail sales. She was in a tough situation and thought that adoption would be the best way to give her young son a good life. She had three requirements for the adoptive family - siblings, financial stability and a sports background. She decided that the best fit for Colin would be with Rick and Teresa Kaepernick and their two children, Kyle and Devon.
- In the summer of 2010, Colin was drafted by the Chicago Cubs in the 2009 MLB Draft and was offered \$30,000 to go to Arizona for a month and throw a few bullpen sessions. Looking ahead to his senior season as Nevada's quarterback, he declined the offer saying, "What would that say about me as a leader of the team?"
- One of Colin's hobbies and favorite activities off the field is collecting and watching movies. "I own around 250 movies," said Colin. His favorites are no surprise, action and comedy, specifically the movie Step Brothers. What might be a surprise to some people, is the 6-4, 250 lb QB, also enjoys watching cartoons and Disney movies. "Some movies I own that most people wouldn't think I like are The Incredibles, Finding Nemo, Despicable Me and How To Train Your Dragon."
- Even as a 4th grade student at Dutcher Elementary School in Turlock, CA, Colin knew he was going to play for the 49ers. In a letter that students had to write to their future selves, that despite his small stature at the time, Colin saw something special in himself. He wrote, "I'm 5-2, 91 lbs and a good athlete. I think in 7 seven years i will be between 6 ft. to 6-4, 140 lbs. I hope I go to a good college in football, then go to the pros and play on the Niners or the Packers, even if they aren't good in seven years."

THE SCOUTING REPORT

"He came in with the right attitude and work ethic and we've definitely seen the maturation, a comfort level of sorts with what we're doing and how the game is played. He's got a lot of natural talent, but it takes more than that to run an offense and he's progressed nicely."

- 49ers Offensive Coordinator Greg Roman

KAEPERNICK'S CAREER STATISTICS

YEAR	TEAM	PASSING											RUSHING					
		GP	GS	ATT	CMP	PCT	YDS	TD	INT	LG	SK	LST	RTG	ATT	YDS	AVG	LG	TD
2011	SF	3	0	5	3	60.0	35	0	0	19	0	0	81.3	2	-2	-1.0	-1	0
2012	SF	13	7	218	136	62.4	1,814	10	3	57	16	112	98.3	63	415	6.6	50t	5
TOTALS		16	7	223	139	62.3	1,849	10	3	57	16	112	97.9	65	413	6.4	50t	5

PLAYOFFS

YEAR	TEAM	PASSING											RUSHING					
		GP	GS	ATT	CMP	PCT	YDS	TD	INT	LG	SK	LST	RTG	ATT	YDS	AVG	LG	TD
2011	SF	0	0	0	0	-	0	0	0	0	0	0	-	0	0	-	0	0
2012	SF	2	2	52	33	63.5	496	3	1	45	2	16	105.9	18	202	11.2	56t	2
TOTALS		2	2	52	33	63.5	496	3	1	45	2	16	105.9	18	202	11.2	56t	2

Additional Statistics:

Fumbles-Lost: Regular Season 9-2: 9-2 in 2012; Postseason 1-0: 1-0 in 2012

Milestones:

NFL Debut: at Phi. (10/2/11); **First Rushing TD:** at NYJ (9/30/12); **First Career Start:** vs. Chi. (11/19/12); **First Passing TD:** vs. Chi. (11/19/12 - 3-yd. pass to TE Vernon Davis)

KAEPERNICK'S CAREER HIGHS

Passes Attempted: Regular Season - 32 at StL (12/2/12); Postseason - 31 vs. GB (1/12/13)

Completions: Regular Season - 21 at StL (12/2/12); Postseason - 17 vs. GB (1/12/13)

Completions Percentage: 78.3 (18 of 23) vs. Mia. (12/9/12)

Passing Yards: Regular Season - 276 vs. Arz. (12/30/12); Postseason - 263 vs. GB (1/12/13)

Long Pass: 57 vs. Chi. (11/19/12)

QB Rating: Regular Season -133.1 vs. Chi. (11/19/12); Postseason - 91.2 vs. GB (1/12/13)

Passing Touchdowns: Regular Season - 4 at NE (12/16/12); Postseason - 2 vs. GB (1/12/13)

Rushes: Regular Season - 9 at StL (12/2/12); Postseason - 16 vs. GB (1/12/13)

Rushing Yards: Regular Season - 84 at StL (12/2/12); Postseason - 181 vs. GB (1/12/13)

Long Rush: Regular Season - 50 (2 times) Last vs. Mia. (12/9/12); Postseason - 56t vs. GB (1/12/13)

Rushing Touchdowns: Regular Season - 1 (5 times) Last vs. Mia. (12/9/12); Postseason - 2 vs. GB (1/12/13)

// TRANSACTIONS

Originally a 2nd-round (36th overall) draft choice by SF in 2011.

// 2011

- Made his 49ers debut at Phi. (10/2). Saw action on one play in the 2nd qtr. in which he handed off.
- Recorded first career completion for 11 yds. to TE Delanie Walker vs. TB (10/9). Led the offense on an 11-play, 90-yd. drive that was capped off by a RB Anthony Dixon rushing TD.

// COLLEGE

Played in 51 games (47 starts) for the Wolf Pack and was 740-1,271-10,098-82TDs-24INTs passing and 600-4,112-59TDs rushing in his career. The only QB in NCAA history to rush for over 1,000 yds. three straight seasons and tied NCAA record for most rushing TDs by a QB. Threw for 200 yds. 19 times, 300 yds. six times and 400 yds. once. Rushed for 100 yds. 16 times. Just the 6th player in NCAA history to throw for 2,000 yds. and rush for 1,000 yds. in a season, and only player to accomplish the feat in three straight seasons. In 2010, named 2nd-team All-America by The NFL Draft Report, First-Team All-WAC and WAC co-Offensive POY. Started all 14 games and was 233-359-3,022-21TDs-8INTs passing (64.9 pct.), and 173-1,206-20TDs rushing. As a junior, was an honorable mention All-American by the NFL Draft Report, 2nd-Team All-WAC selection and the recipient of Nevada's Golden Helmet Award, given to the team MVP. Started 13 games and was 166 of 282 pass attempts for 20 TDs and 6 INTs, and was 161-1,183-16TDs rushing. In 2008, named 2nd-Team All-WAC and was named the WAC's Offensive POY. Played in 13 games (12 starts) and was 208-383-2,849-22TDs-7INTs passing and 161-1,130-22TDs rushing. Became the only QB in school history to rush for 1,000 yds. in a season. Named honorable mention Freshman All-America by The Sporting News and College Football News. Redshirted in 2006. Became the only QB in school history to rush for more than 1,000 yds. in a season. Named Freshman All-American honorable mention by *The Sporting News* and *College Football News*. Redshirted in 2006.

// PERSONAL

- Attended Pitman (Turlock, CA) HS. Was an all-state nominee in three sports (football, basketball and baseball) and earned the Central California Conference MVP honors in football. He was also All-Sac-Joaquin Section, all-conference, all-district and all-academic team selection in football.
- As a senior, completed 112 of 188 passes for 1,954 yds, 25 TDs and 6 INTs, while adding 2 TDs rushing on 44 carries.
- A highly regarded baseball prospect, he was a two-time all-state pitcher and could throw a 94 mph fastball. He also threw two no-hitters during his senior year.
- Selected by the Chicago Cubs as a pitcher in the 43rd round of the 2009 MLB Draft.
- Born Colin Rand Kaepernick (11/3/87) in Milwaukee, WI.
- Majored in management.

KAEPERNICK'S GAME-BY-GAME

Only games Kaepernick has appeared in on offense are listed

2011	Date	Opp	W/L	P/S	Att	Cmp	Pct	Yds	TD	Int	Lg	Sk/Yds	Rtg	Rsh	Yds	TD	Total Net Yds.	Pct. Offense
	Oct 2	at Phi	W	1/0	0	0	0.0	0	0	0	0	0/0	0.0	0	0	0	0	0.0
	Oct 9	TB	W	1/0	3	3	100.0	35	0	0	19	0/0	115.3	2	-2	0	33	12.6
	Dec 4	StL	W	1/0	2	0	0.0	0	0	0	0	0/0	0.0	0	0	0	0	0.0
TOTALS				3/0	5	3	60.0	35	0	0	19	0/0	81.3	2	-2	0	33	12.6



DANIEL KILGORE

67

GUARD
6-3 | 308

APPALACHIAN STATE | 2ND YEAR
BORN 12.18.87 | KINGSFORT, TN
ACQUIRED D-5 IN '11
DOBYNS-BENNETT HS, KINGSFORT, TN

The 49ers selected Daniel Kilgore in the 5th round of the 2011 NFL Draft. The college tackle immediately was moved to the interior of the offensive line and began to learn the center and guard positions. After appearing in just one contest in 2011, Kilgore is primed to contribute on the offensive line this season.

KILGORE'S CAREER STATISTICS

GAMES/STARTS – 17/0; 2011 (1/0); 2012 (16/0)

POSTSEASON GAMES/STARTS – 2/0; 2011 (0/0); 2012 (2/0)

Milestones:

NFL Debut: vs. Pit. (12/19/11)

// 2012 AWARDS & HONORS

- Madden Most Valuable Protectors Award (Week 5)
- Madden Most Valuable Protectors Award (Week 7)
- Madden Most Valuable Protectors Award (Week 12)

// GOLDMINE

- As Daniel was preparing for the NFL Draft in spring 2011, he was also serving as a student-teacher at Harden Park Elementary School working with special-education students in adaptive physical education classes. The day following his graduation from Appalachian State, Daniel hosted a field trip for his special-education students at ASU. The field trip included a tour of the school's athletic facilities, activities in the Sofield Family Indoor Practice Facility, lunch on the club level of the Appalachian Athletics Center and taking in a few innings of the Appalachian State-Western Carolina baseball game. While football is Daniel's next chapter in life, he aspires to be a coach and special-education teacher following his NFL career. "I'm very happy that I was drafted, but I absolutely love working with these kids," said Daniel. "I have had a great student-teaching experience and I know when my NFL career is over, I will get to work in another field that I love and that is working with special-education students and coaching."





// TRANSACTIONS

Originally a 5th-round (163th overall) draft choice by SF in 2011.


// 2011

- Made his NFL debut vs. Pit. (12/19).

// COLLEGE

Played in 48 games (29 starts) for the Mountaineers, starting 16 games at RG and 13 games at LT. In 2010, was an All-Southern Conference and an All-America honoree. Started all 13 games at LT and anchored an offensive front that only allowed 8 sacks and helped lead Appalachian State to top-10 national ranking in scoring (7th - 34.3 pts./gm.), rushing (8th - 217.4 yds./gm.) and total offense (10th - 430.9 yds./gm.). In 2009, saw reserve action in 12 games after suffering an ankle injury prior to the season opener. As a sophomore, started all 14 games at RG and was part of an offensive line that was the first at ASU since 1989 to feature the same starting offensive line for every game. In 2007, appeared in 9 games (2 starts) and saw extensive action at tight end during Appalachian State's playoff run. Scored a TD in the national championship game vs. Delaware when he recovered a fumble in the end zone. Redshirted in 2006.

// PERSONAL

- Attended Dobyons-Bennett (Kingsport, TN) HS and was a three-year starter at center, earning first-team 6A all-state honors as a senior.
 - Excelled in the classroom as a member of Appalachian State's academic honor roll.
 - His cousins, Brantley Kilgore and Jay Dobbs, played baseball at Tennessee and volleyball at Milligan College, respectively.
 - Born Daniel Ray Kilgore (12/18/87) in Kingsport, TN.
 - Majored in physical education and adaptive physical education.
- 

ANDY LEE



PUNTER
6-2 | 180

PITTSBURGH | 9TH YEAR
BORN 8.11.82 | WESTMINSTER, SC
ACQUIRED D-6A IN '04
WEST OAK HS, WESTMINSTER, SC

Andy Lee has established himself as one of the most productive punters in the NFL since being drafted in the 6th-round of the 2004 NFL Draft, by earning Pro Bowl honors in three of the past five seasons ('07, '09, '11). In 2011, Lee posted a net punting avg. of 44.0, setting the NFL single-season record, on his way to earning his 3rd AP All-Pro and Pro Bowl selections. He also ranked 1st in the NFL with a gross avg. of 50.9. Lee's name is consistently at the top of numerous NFL punting statistics year-in and year-out. His athletic abilities have catapulted his name in the Niners record books, ranking 1st in 8-of-10 career-punting categories and being t-2nd in the other two categories. Lee was rewarded for his efforts with a six-year contract extension on 5/23/12, keeping him with the club through 2018.



// 2012 AWARDS & HONORS

- AP First-Team All-Pro
- First Team All-Pro Selection by PFW/PFWA
- NFC Special Teams Player of the Week (Week 7)
- Mid-Season All-Pro by *Sports Illustrated's* Peter King
- Mid-Season All-Pro by *Pro Football Weekly*
- Mid-Season All-Pro 2nd Team by *USA Today*
- USA Football All-Fundamentals Team

// GOLDMINE

- Andy is considered a 'hometown hero' by his native Westminster, SC. The town mayor, Rusty Cater, presented Andy with a key to the city and a declaration commemorating "Andy Lee Day" on July 12, 2008.
- Andy never attended an NFL game growing up in South Carolina. Even when he went on to become a standout punter on the collegiate level at the University of Pittsburgh, he was still a stranger to live NFL action. The first professional game he ever attended was as a player with the 49ers in 2004. In fact, Andy didn't even set out to play football at all. "I was more of a baseball guy growing up. I actually wanted to be a Major League Baseball player. I played quarterback in 8th grade, and the coach asked, 'Who wants to try out for the punting position?' I didn't know you were supposed to spiral a punt, or turn it over, or any of that."

// CAREER HIGHLIGHTS

- Ranks 2nd all-time in highest net avg. (39.2) and 3rd all-time in highest gross avg. (45.9) in NFL history.
- Set the NFL single-season record in net punting avg. (44.0) in 2011. The previous record was held by Oak. P Shane Lechler (43.9 - 2009). Followed up with a 43.2 net punting avg. in 2012, 3rd best single season avg. in NFL history.
- Since 2007, Lee ranks 2nd in the NFL in gross avg., net avg. and punts downed inside the 20.
- Set an NFL record in 2007 with 42 punts downed inside the 20, and ranked 2nd in the league with a 47.3 gross average and 41.0 net average.
- Ranks 1st in franchise history in punts (790), yds. (36,295), gross avg. (45.9), punts inside the 20 (245) and net avg. (39.2)
- Was the first 49ers rookie punter since 1957 to lead the league for the longest punt (81 yds.) of the year, in 2004.

// 2012 HIGHLIGHTS

- Led the NFL with a 43.2 net punting avg.
- Landed 36 punts inside the 20-yd. line this season, 3rd most in the NFL this year and the 2nd highest single season total of his career.

NFL'S HIGHEST NET AVG. LEADERS (2012)		MOST PUNTS DOWNED INSIDE THE 20-YD. LINE (2012)	
Player	Net Avg.	Player	In20
1. Andy Lee, SF	43.2	1. Dave Zastudil, Arz.	46
2. Thomas Morstead, NO	43.2	2. Dustin Colquitt, KC	45
3. Britton Colquitt, Den.	42.1	3. Andy Lee, SF	36
4. Kevin Huber, Cin.	42.0	4. Adam Podlesh, Chi.	34
5. Dave Zastudil, Arz.	41.4	5. Kevin Huber, Cin.	33

- Boomed a season-long 66 yd. punt in the 4th qtr. vs. Sea (10/18), pinning the Seahawks at their own 11-yd. line for their final drive in the 49ers 13-6 win. Dropped 4 punts inside the 20-yd. line.
- Landed 4 punts inside the 20-yd. line vs. Chi. (11/19) and at StL (12/2).

LEE'S GAME-BY-GAME

2012

Date	Opp	W/L	P/S	No	Yds	Avg	Net	TB	In20	Lg	Blk
Sep 9	at GB	W	1/0	5	256	51.2	35.2	0	3	61	0
Sep 16	Det	W	1/0	3	109	36.3	33.0	0	2	52	0
Sep 23	at Min	L	1/0	3	146	48.7	48.7	0	1	53	0
Sep 30	at NYJ	W	1/0	4	184	46.0	41.0	1	2	61	0
Oct 7	Buf	W	1/0	2	112	56.0	42.0	0	1	58	0
Oct 14	NYG	L	1/0	4	199	49.8	49.3	0	1	58	0
Oct 18	Sea	W	1/0	5	228	45.6	44.6	0	4	66	0
Oct 29	at Arz	W	1/0	5	244	48.8	45.8	0	3	55	0
Nov 11	StL	T	1/0	6	251	41.8	36.2	1	3	49	0
Nov 19	Chi	W	1/0	4	188	47.0	47.3	0	4	54	0
Nov 25	at NO	W	1/0	4	187	46.8	41.0	1	2	59	0
Dec 2	at StL	L	1/0	6	306	51.0	45.0	0	4	61	0
Dec 9	Mia	W	1/0	4	193	48.3	40.8	1	1	55	0
Dec 16	at NE	W	1/0	5	283	56.6	54.0	0	3	64	0
Dec 23	at Sea	L	1/0	3	155	51.7	46.0	0	1	58	0
Dec 30	Arz	W	1/0	4	185	46.3	42.0	0	1	56	0
TOTALS			16/0	67	3,226	48.1	43.2	4	36	66	0

2012

Date	Opp	W/L	P/S	No	Yds	Avg	Net	TB	In20	Lg	Blk
Jan 12	GB	W	1/0	3	133	44.3	37.7	1	2	52	0
Jan 20	at Atl	W	1/0	3	151	50.3	48.3	0	1	62	0
Feb 3	Bal										
TOTALS			2/0	6	284	47.3	43.0	1	3	62	0

LEE'S CAREER STATISTICS

YEAR	TEAM	G	NO	YDS	AVG	RET	YDS	NET	TB	IN 20	LG	BLK
2004	SF	16	96	3,990	41.6	51	445	35.3	8	25	81	0
2005	SF	16	107	4,447	41.6	62	471	36.3	3	15	58	1
2006	SF	16	81	3,625	44.8	35	462	36.8	9	22	66	0
2007	SF	16	105	4,968	47.3	53	402	41.0	13	42	74	0
2008	SF	16	66	3,155	47.8	39	364	39.0	9	13	82	1
2009	SF	16	99	4,711	47.6	57	495	41.0	8	30	64	0
2010	SF	16	91	4,203	46.2	54	483	38.2	12	34	64	0
2011	SF	16	78	3,970	50.9	39	315	44.0	9	28	68	1
2012	SF	16	67	3,226	48.1	36	249	43.2	4	36	66	0
TOTALS		144	790	36,295	45.9	426	3,686	39.2	75	245	82	3

PLAYOFFS

YEAR	TEAM	G	NO	YDS	AVG	RET	YDS	NET	TB	IN 20	LG	BLK
2011	SF	2	18	851	47.3	9	84	41.5	1	7	63	0
2012	SF	2	6	284	47.3	5	6	43.0	1	3	62	0
TOTALS		4	24	1,135	47.3	14	90	41.9	2	10	63	0

Additional Statistics:

Special Teams Tackles – 6: 2004 (1), 2005 (1), 2006 (2), 2009 (1), 2010 (1)

Milestones:

NFL Debut: vs. Atl. (9/12/04); **First punt inside–20:** vs. Atl. (9/12/04); **100th punt inside–20:** vs. TB (12/23/07); **200th punt inside–20:** vs. StL (12/4/11); **100th Career game:** at Atl. (10/3/10); **600th Career punt:** vs. Den. (10/31/10).

LEE'S CAREER HIGHS

Punts: Regular Season – 10 vs. Sea. (9/30/07);

Postseason – 10 vs. NYG (1/22/12)

Gross Average: 59.6 vs. Sea. (9/11/11)

Net Average: 54.2 vs. Sea. (9/11/11)

Long Punt: 82 vs. NE (10/5/08)

Inside–20: 5 vs. StL. (10/4/09)

// TRANSACTIONS

Originally the first of two 6th-round (188th pick overall) draft choices by SF in 2004...Signed a six-year contract extension through the 2012 season on 3/9/07...Signed a six-year contract extension through the 2018 season on 5/23/12.

// AWARDS & HONORS

2007: NFC Pro Bowl, AP First-Team All-Pro, PFW/PFWA All-NFL Team

2009: NFC Pro Bowl, Second-team AP All-Pro

2011: AP First-Team All-Pro, First-Team All-Pro selection by PFW/PFWA, Golden Toe Award (best kicker or punter) by PFW/PFWA, NFC Pro Bowl, All-Pro Team by *Sports Illustrated's* Peter King, All-Pro Team by *Dallas Morning News's* Rick Gosselin, All-Pro Team by *The Sporting News*, NFC Special Teams Player of the Week (Week 15)

// 2011

- Posted a net punting avg. of 44.0 in 2011, setting the NFL single-season record. The previous record was held by Oak. P Shane Lechler (43.9 in 2009).
- Ranked 1st in the NFL in gross avg. (50.9) and net avg. (44.0). His gross avg. of 50.9 ranked 3rd in NFL history.
- Set a career-high in both punting gross avg. (59.6) and net avg. (54.2) vs. Sea. (9/11), both single-game franchise records. His 59.6 gross avg. ranks third in NFL history all-time (min. 4 punts), trailing only Bob Cifers (61.75, 11/24/46) and Ron McKay (61.60, 10/28/45), who were members of the AAFC at the time. His 54.2 net avg. ranks second in NFL history behind Rohn Starks (59.5, 9/13/92).
- Recorded third highest punting avg. (55.3) for a single game in his career vs. Dal. (9/18), punting 6 times for 332 yds.
- Dropped a season-high 4 punts inside the 20-yd. line on 9 punts at Det. (10/16) for a total of 430 yds.
- Punted the ball 5 times at Bal. (11/24) and averaged 57.6 yds. per punt. His average marked the NFL's third highest of the season (min. 4 punts) and Lee's second highest of his career.
- Named NFC Special Teams Player of the Week after posting 6 punts for 285 yds. (47.5 avg.), including a net of 49.5 and 4 punts downed inside the 20-yd. line vs. Pit. (12/19).
- Punted the ball 10 times for 455 yds. and landed 3 punts inside the 20-yd. line vs. NYG (1/22) in the NFC Championship Game.

// 2010

- Played in his 100th career game at Atl. (10/3).
- Notched a season-high 53.8 gross avg. and 52.0 net avg. at StL (12/26). His 52.0 net avg. is the 2nd-best performance of his career [53.3 net avg. vs. Ten. (11/8/09)] and was tied for the highest net avg. for a single game in 2010 [KC P Dustin Colquitt - 52.0 at Ind. (10/10)].

// 2009

- Earned Pro Bowl honors after ranking 1st in the NFC and 2nd in the NFL with a 47.6 gross avg. His 41.0 net avg. ranked 2nd in the NFC and 3rd in the NFL.
- Grossed over a 48.0 avg. in 9 games.
- Punted nine times for 465 yds. (51.7 avg.) at Min. (9/27).
- Grossed a season-high 56.7 avg. and 53.3 net avg. vs. Ten. (11/8).

// 2008

- Set a then career-high and team single-season record with a 47.8 gross avg., breaking his own previous record of 47.3 avg. in 2007.
- Established a career-long 82-yd. punt vs. NE (10/5), which is tied for 2nd-longest in 49ers history with Tommy Davis (82 yds. vs. Min. (9/30/62) and 4 yds. behind a team-record 86-yarder by Larry Barnes vs. Chicago Cardinals (9/29/57).
- In rainy and windy conditions at Buf. (11/30), punted 6 times for 284 yds. (47.3 avg.) with a long of 58 yds. and 3 punts downed inside the 20.

// 2007

- Earned Pro Bowl and All-Pro honors after setting numerous records on 105 punts (47.3 avg.) with a net average of 41.0 and an NFL record 42 punts downed inside opponents' 20. His yardage, net average and punts downed inside 20-yd. line all set team records.
- His 42 punts downed inside the 20 broke Baltimore's Kyle Richardson's NFL mark of 39 in 1999.
- Ranked 2nd in NFL for gross average (47.3) and net punting average (41.0) to Oakland's P Shane Lechler.
- Led NFL with 49 punts over 50+ yds., which was 16 more than 2nd ranked St. Louis' Donnie Jones (33).
- Recorded 4 games in which he dropped 4 punts inside the 20.
- Played key role in 49ers 37-31 overtime victory at Arz. (11/25), booming a 58-yd. punt in OT that wound up pinning Cardinals on their own 3-yd. line. The punt helped set up 49ers winning TD on DT Ronald Fields sack and forced a fumble in the end zone that was recovered by LB Tully Banta-Cain for game-winning score.

// 2006

- Finished 7th in NFL with 36.8 net yds., while his 44.8 gross average marked team's highest since P Tommy Davis averaged 45.6 in 1964.
- Awarded game ball for his efforts in the 20-14 victory vs. Sea. (11/19) when he landed 2 punts inside the 20 to help the 49ers win the battle of field position.

// 2005

- Set a career-high with 107 punts (41.6 avg.).
- His 3 touchbacks in 107 punts was 3rd-best ratio of touchbacks-to-punts among punters with 30-or-more kicks, trailing Houston's P Chad Stanley (1-70) and Detroit's P Nick Harris (2-84).
- Ratio of touchbacks-to-punts is best for any 49ers punter since 1970, topping P Joe Prokop (1-40) in 1991.

// 2004

- Punted 96 times with 25 dropped inside the 20 and a then NFL-long of 81 yds.
- Posted 7 punts for 338 yds. (48.3 avg.), including a then career-long of 81 yds. at TB (11/21).

// COLLEGE

Was Pittsburgh's starting punter for three seasons after seizing starting role late in true freshman season (2000). His 244 punts and 10,353 yds. are tops in school history. Also had 29 fair catches and 61 kicks downed inside the 20-yd. line. Only player to ever win Big East Conference Special Teams POY honors twice in career. Semi-finalist for Ray Guy Award, given to nation's top punter, and was All-Big East first-team choice.

// PERSONAL

- Prepped at West Oak (Westminster, SC) HS where he was first-team all-state, two-time first-team all-conference and *Anderson Independent-Mail* all-area selection as four-year starter.
- Averaged 42.8 yds. per punt as senior, while also lining up at TE and WR.
- Lettered three times in baseball and twice in basketball. Two-time all-conference honoree and received all-state honors in baseball as a senior. Standout pitcher, helping West Oak to district championship and baseball state playoffs with 8-2 record as senior. Went 5-0 with a 1.90 ERA as junior.
- Married to wife, Rachel, and the couple has a son, Ryan.
- Born Andrew Paul Lee (8/11/82) in Westminster, SC.

LEE'S GAME-BY-GAME

2004

Date	Opp	W/L	P/S	No	Yds	Avg	Net	TB	In20	Lg	Blk
Sep 12	Atl	L	1/0	6	245	40.8	37.7	0	1	55	0
Sep 19	at NO	L	1/0	4	166	41.5	33.0	0	0	51	0
Sep 26	at Sea	L	1/0	7	296	42.3	36.6	2	3	60	0
Oct 3	StL	L	1/0	3	109	36.3	28.7	1	2	47	0
Oct 10	Arz	W	1/0	6	254	42.3	36.3	0	1	57	0
Oct 17	at NYJ	L	1/0	7	277	39.6	30.4	1	3	53	0
Oct 31	at Chi	L	1/0	8	326	40.8	27.8	1	0	55	0
Nov 7	Sea	L	1/0	6	255	42.5	39.0	0	3	55	0
Nov 14	Car	L	1/0	3	122	40.7	32.3	1	1	49	0
Nov 21	at TB	L	1/0	7	338	48.3	46.0	0	1	81	0
Nov 28	Mia	L	1/0	9	335	37.2	29.2	0	3	45	0
Dec 5	at StL	L	1/0	6	247	41.2	39.8	0	1	51	0
Dec 12	at Arz	W	1/0	7	320	45.7	39.1	1	3	53	0
Dec 18	Was	L	1/0	7	271	38.7	37.6	0	1	44	0
Dec 26	Buf	L	1/0	5	215	43.0	26.8	1	1	47	0
Jan 2	at NE	L	1/0	5	214	42.8	41.2	0	1	44	0
TOTALS			16/0	96	3,990	41.6	35.3	8	25	81	0

2006

Date	Opp	W/L	P/S	No	Yds	Avg	Net	TB	In20	Lg	Blk
Sep 10	at Arz	L	1/0	4	145	36.3	36.3	0	3	47	0
Sep 17	StL	W	1/0	4	180	45.0	37.5	0	2	54	0
Sep 24	Phi	L	1/0	7	298	42.6	38.1	0	2	57	0
Oct 1	at KC	L	1/0	7	316	45.1	30.6	1	2	54	0
Oct 8	Oak	W	1/0	1	30	30.0	30.0	0	1	30	0
Oct 15	SD	L	1/0	4	192	48.0	38.8	1	0	54	0
Oct 29	at Chi	L	1/0	4	156	39.0	28.5	0	1	50	0
Nov 5	Min	W	1/0	6	291	48.5	42.2	1	0	54	0
Nov 12	at Det	W	1/0	3	106	35.3	30.0	0	1	45	0
Nov 19	Sea	W	1/0	6	260	43.3	38.2	0	2	47	0
Nov 26	at StL	L	1/0	4	206	51.5	37.5	2	0	66	0
Dec 3	at NO	L	1/0	7	352	50.3	45.1	1	1	60	0
Dec 10	GB	L	1/0	5	229	45.8	32.4	1	1	51	0
Dec 14	at Sea	W	1/0	8	360	45.0	40.8	1	2	57	0
Dec 24	Arz	L	1/0	4	197	49.3	37.3	0	0	55	0
Dec 31	at Den	W	1/0	7	307	43.9	33.3	1	4	58	0
TOTALS			16/0	81	3,625	44.8	36.8	9	22	66	0

2005

Date	Opp	W/L	P/S	No	Yds	Avg	Net	TB	In20	Lg	Blk
Sep 11	StL	W	1/0	5	207	41.4	38.6	0	1	47	0
Sep 18	at Phi	L	1/0	7	302	43.1	41.3	0	3	51	0
Sep 25	Dal	L	1/0	5	199	39.8	38.2	0	1	48	0
Oct 2	at Arz	L	1/0	7	327	46.7	36.6	0	1	58	0
Oct 9	Ind	L	1/0	5	208	41.6	38.4	0	1	50	0
Oct 23	at Was	L	1/0	7	297	42.4	34.4	0	0	54	0
Oct 30	TB	W	1/0	9	369	41.0	37.8	0	2	49	0
Nov 6	NYG	L	1/0	7	312	44.6	39.6	0	1	49	0
Nov 13	at Chi	L	1/0	7	283	40.4	36.0	0	1	44	0
Nov 20	Sea	L	1/0	4	175	43.8	40.0	0	0	52	0
Nov 27	at Ten	L	1/0	8	357	44.6	39.4	0	0	52	0
Dec 4	Arz	L	1/0	5	217	43.4	36.0	1	1	47	0
Dec 11	at Sea	L	1/0	8	299	37.4	36.3	0	1	49	0
Dec 18	at Jac	L	1/0	8	335	41.9	36.3	0	1	50	0
Dec 24	at StL	W	1/0	6	248	41.3	30.8	1	0	50	0
Jan 1	Hou	W	1/0	9	312	34.7	26.5	1	1	47	1
TOTALS			16/0	107	4,447	41.6	36.3	3	15	58	1

2007

Date	Opp	W/L	P/S	No	Yds	Avg	Net	TB	In20	Lg	Blk
Sep 10	Arz	W	1/0	6	250	41.7	38.2	1	0	51	0
Sep 16	at StL	W	1/0	8	362	45.3	41.8	1	4	71	0
Sep 23	at Pit	L	1/0	5	286	57.2	46.0	3	2	66	0
Sep 30	Sea	L	1/0	10	543	54.3	44.1	3	2	71	0
Oct 7	Bal	L	1/0	7	361	51.6	48.7	0	3	74	0
Oct 21	at NYG	L	1/0	5	263	52.6	45.4	1	2	56	0
Oct 28	NO	L	1/0	7	328	46.9	40.4	1	3	59	0
Nov 4	at Atl	L	1/0	5	251	50.2	45.6	0	3	59	0
Nov 12	at Sea	L	1/0	7	355	50.7	47.1	0	4	60	0
Nov 18	StL	L	1/0	8	382	47.8	38.5	1	1	60	0
Nov 25	at Arz	W	1/0	6	286	47.7	39.7	1	3	59	0
Dec 2	at Car	L	1/0	5	241	48.2	46.2	0	3	60	0
Dec 9	Min	L	1/0	6	206	34.3	33.3	0	4	46	0
Dec 15	Cin	W	1/0	2	91	45.5	35.0	1	1	54	0
Dec 23	TB	W	1/0	9	407	45.2	43.9	0	3	63	0
Dec 30	at Cle	L	1/0	9	356	39.6	24.6	0	4	61	0
TOTALS			16/0	105	4,968	47.3	41.0	13	42	74	0

LEE'S GAME-BY-GAME

2008												2011											
Date	Opp	W/L	P/S	No	Yds	Avg	Net	TB	In20	Lg	Blk	Date	Opp	W/L	P/S	No	Yds	Avg	Net	TB	In20	Lg	Blk
Sep 7	Arz	L	1/0	2	87	43.5	35.0	0	0	49	0	Sep 11	Sea	W	1/0	5	298	59.6	54.2	0	1	64	0
Sep 14	at Sea	W	1/0	4	185	46.3	29.8	1	0	59	0	Sep 18	Dal	L	1/0	6	332	55.3	45.7	1	1	64	0
Sep 21	Det	W	1/0	4	148	37.0	35.0	0	3	47	0	Sep 25	at Cin	W	1/0	7	320	45.7	41.3	0	2	60	0
Sep 28	at NO	L	1/0	3	123	41.0	41.0	0	2	43	0	Oct 2	at Phi	W	1/0	4	198	49.5	45.3	1	0	68	0
Oct 5	NE	L	1/0	5	270	54.0	46.2	1	0	82	0	Oct 9	TB	W	1/0	1	38	38.0	38.0	0	1	38	0
Oct 12	Phi	L	1/0	3	128	42.7	31.3	0	0	47	0	Oct 16	at Det	W	1/0	9	430	47.8	41.0	1	4	60	0
Oct 19	at NYG	L	1/0	5	218	43.6	38.0	1	1	59	0	Oct 30	Cle	W	1/0	5	268	53.6	42.8	1	2	65	0
Oct 26	Sea	L	1/0	4	196	49.0	42.5	0	1	57	0	Nov 6	at Was	W	1/0	5	223	44.6	36.6	2	2	61	0
Nov 10	at Arz	L	1/0	4	212	53.0	40.0	1	0	63	0	Nov 13	NYG	W	1/0	3	164	54.7	50.7	0	1	57	0
Nov 16	StL	W	1/0	6	311	51.8	45.3	1	0	58	0	Nov 20	Arz	W	1/0	3	136	45.3	38.0	0	1	58	0
Nov 23	at Dal	L	1/0	3	150	50.0	28.5	1	3	54	1	Nov 24	at Bal	L	1/0	5	288	57.6	48.0	0	1	61	0
Nov 30	at Buf	W	1/0	6	284	47.3	39.2	0	1	58	0	Dec 4	StL	W	1/0	5	226	45.2	37.2	2	3	61	0
Dec 7	NYJ	W	1/0	4	178	44.5	41.0	0	0	56	0	Dec 11	at Arz	L	1/0	7	372	53.1	46.9	0	3	62	0
Dec 14	at Mia	L	1/0	5	242	48.4	30.0	2	1	53	0	Dec 19	Pit	W	1/0	6	285	47.5	49.2	0	4	62	0
Dec 21	at StL	W	1/0	5	274	54.8	47.2	1	1	62	0	Dec 24	at Sea	W	1/0	2	108	54.0	28.0	0	0	60	1
Dec 28	Was	W	1/0	3	149	49.7	47.7	0	0	52	0	Jan 1	at StL	W	1/0	5	284	56.8	51.4	1	2	66	0
TOTALS			16/0	66	3,155	47.8	39.0	9	13	82	1	TOTALS			16/0	78	3,970	50.9	44.0	9	28	68	1

2009												2011 Postseason											
Date	Opp	W/L	P/S	No	Yds	Avg	Net	TB	In20	Lg	Blk	Date	Opp	W/L	P/S	No	Yds	Avg	Net	TB	In20	Lg	Blk
Sep 13	at Arz	W	1/0	8	393	49.1	42.3	0	2	64	0	Jan 14	NO	W	1/0	8	396	49.5	43.4	1	4	63	0
Sep 20	Sea	W	1/0	6	281	46.8	40.2	0	1	55	0	Jan 22	NYG	L	1/0	10	455	45.5	40.0	0	3	59	0
Sep 27	at Min	L	1/0	9	465	51.7	40.8	2	2	57	0	TOTALS			2/0	18	851	47.3	41.5	1	7	63	0
Oct 4	StL	W	1/0	7	305	43.6	39.4	1	5	49	0												
Oct 11	Atl	L	1/0	5	219	43.8	40.2	0	1	51	0												
Oct 25	at Hou	L	1/0	5	241	48.2	43.0	0	0	52	0												
Nov 1	at Ind	L	1/0	8	400	50.0	46.0	0	4	59	0												
Nov 8	Ten	L	1/0	3	170	56.7	53.3	0	3	60	0												
Nov 12	Chi	W	1/0	5	191	38.2	22.4	1	1	46	0												
Nov 22	at GB	L	1/0	5	259	51.8	45.2	0	0	55	0												
Nov 29	Jax	W	1/0	5	251	50.2	37.6	0	1	59	0												
Dec 6	at Sea	L	1/0	9	446	49.6	42.8	0	1	56	0												
Dec 14	Arz	W	1/0	5	206	41.2	37.8	1	2	49	0												
Dec 20	at Phi	L	1/0	4	193	48.3	41.8	1	2	60	0												
Dec 27	Det	W	1/0	6	271	45.2	40.2	1	3	57	0												
Jan 3	at StL	W	1/0	9	420	46.7	36.3	1	2	56	0												
TOTALS			16/0	99	4,711	47.6	41.0	8	30	64	0												

2010											
Date	Opp	W/L	P/S	No	Yds	Avg	Net	TB	In20	Lg	Blk
Sep 12	at Sea	L	1/0	6	249	41.5	35.3	1	2	47	0
Sep 20	NO	L	1/0	3	141	47.0	32.7	0	1	54	0
Sep 26	at KC	L	1/0	8	378	47.3	36.6	1	2	58	0
Oct 3	at Atl	L	1/0	5	216	43.2	36.8	0	3	56	0
Oct 10	Phi	L	1/0	3	161	53.7	39.3	1	1	60	0
Oct 17	Oak	W	1/0	8	346	43.3	37.6	1	4	55	0
Oct 24	at Car	L	1/0	7	353	50.4	41.3	1	1	59	0
Oct 31	Den	W	1/0	6	296	49.3	44.2	0	4	57	0
Nov 14	StL	W	1/0	8	376	47.0	39.3	2	3	61	0
Nov 21	TB	L	1/0	6	227	37.8	30.0	1	2	53	0
Nov 29	at Arz	W	1/0	2	106	53.0	50.5	0	1	54	0
Dec 5	at GB	L	1/0	5	236	47.2	32.4	2	0	61	0
Dec 12	Sea	W	1/0	5	247	49.4	37.6	1	1	57	0
Dec 16	at SD	L	1/0	6	282	47.0	39.0	0	2	54	0
Dec 26	at StL	L	1/0	6	323	53.8	52.0	0	4	64	0
Jan 2	Arz	W	1/0	7	266	38.0	32.7	1	3	53	0
TOTALS			16/0	91	4,203	46.2	38.2	12	34	64	0



JOE LOONEY

66

GUARD
6-3 | 309

WAKE FOREST | ROOKIE
BORN 8.31.90 | LAKE WORTH, FL
ACQUIRED D-4 IN '12
LAKE WORTH HS, LAKE WORTH, FL

A four-year starter at left guard for Wake Forest, Joe Looney was a Second-Team All-ACC selection, in 2011. In each of the last two seasons, Looney graded out as the team's highest-rated offensive lineman.

LOONEY'S CAREER STATISTICS

GAMES/STARTS – 0/0; 2012 (0/0)

POSTSEASON GAMES/STARTS – 0/0; 2012 (0/0)

// GOLDMINE

- Joe was a member of Athletes in Action at Wake Forest. AIA is a Christian ministry on campus that is geared towards athletes of all sports. "We had meetings every Tuesday night and we would sing and listen to sermons," said Joe. "It's just amazing." Joe eventually joined the Servant Leadership Team after a life-changing event. "I went to the AIA Ultimate Training Camp that they have in Colorado." Athletes received Biblical perspective on topics like motivation, attitude, persevering through tough times, and winning and losing. "It was a pretty amazing experience and it just changed my life."






// TRANSACTIONS

Originally a 4th-round (117th overall) draft choice by SF in 2012.

// COLLEGE

Played in 48 games (41 starts) for the Demon Deacons. As a senior, started all 13 games at LG and was selected Second-Team All-ACC. In 2010, started all 10 games he appeared in and led all offensive linemen with a grade of 84% for the season. As a sophomore, played in 12 games (11 starts) and was a preseason Third-Team All-ACC selection by *Athlon Sports*. In 2008, played in 13 games (7 starts) and was one of three true freshman to see action for the Demon Deacons.

// PERSONAL

- Attended Lake Worth (FL) HS and was a four-year starter.
 - As a senior, earned first-team all-state honors from the Florida Sports Writers Association. Also named First-Team All-Palm Beach County by the *South Florida Sun-Sentinel*.
 - Named second-team all-state as a junior.
 - His father, James, played football at Louisville.
 - Born Joe Looney (8/31/90) in Lake Worth, FL.
 - Graduated with a degree in history.
- 



MARIO MANNINGHAM 82

WIDE RECEIVER
6-0 | 185

MICHIGAN | 5TH YEAR
BORN 5.25.86 | WARREN, OH
ACQUIRED FA IN '12
WARREN G. HARDING HS, WARREN, OH

The 49ers signed Mario Manningham to a two-year contract on 3/22/12. He originally entered the league as a 3rd-round draft pick by the New York Giants in 2008. In four seasons with the Giants, Manningham recorded 160 receptions for 2,315 yards and 18 touchdowns. He set career high in 2010 for receptions (60), yards (944) and touchdowns (9). The former Michigan Wolverine was a two-time First-Team All-Big Ten selection in 2006 and 2007.

// 2012 HIGHLIGHTS

- Made 49ers debut at GB (9/9) and tallied 4 repects. and 29 yds.
- Registered a career-long 29-yd. rush vs. Det (9/16) on the 49ers opening drive, leading to a TD two plays later.
- Caught his first TD pass with the 49ers vs. Buf. (10/7) on a 10-yd. TD pass from QB Alex Smith in the 4th qtr.
- Placed on Injured Reserve List with a knee injury on 12/28.

MANNINGHAM'S GAME-BY-GAME

2012	Date	Opp	W/L	P/S	Rec	Yds	Avg	Lg	TD		
Sep 9	at GB	W	1/0		4	29	7.3	11	0		
Sep 16	Det	W	1/1		3	28	9.3	13	0		
Sep 23	at Min	L	1/0		5	56	11.2	22	0		
Sep 30	at NYJ	W	1/1		3	47	15.7	26	0		
Oct 7	Buf	W	1/1		4	26	6.5	10t	1		
Oct 14	NYG	L	1/1		5	72	14.4	36	0		
Oct 18	Sea	W	-		INACTIVE (Shoulder)					-	-
Oct 29	at Arz	W	1/1		4	20	5.0	10	0		
Nov 11	StL	T	1/1		1	20	20.0	20	0		
Nov 19	Chi	W	1/1		2	45	22.5	37	0		
Nov 25	at NO	W	1/1		5	69	13.8	40	0		
Dec 2	at StL	L	1/1		5	37	7.4	14	0		
Dec 9	Mia	W	-		INACTIVE (Shoulder)					-	-
Dec 16	at NE	W	-		INACTIVE (Shoulder)					-	-
Dec 23	at Sea	L	1/1		1	0	0.0	0	0		
PLACED ON INJURED RESERVE (KNEE) ON 12/30											
TOTALS					12/10	42	449	10.7	40	1	

MANNINGHAM'S CAREER STATISTICS

YEAR	TEAM	GP	GS	RECEIVING					RUSHING				
				NO	YDS	AVG	LG	TD	ATT	YDS	AVG	LG	TD
2008	NYG	7	0	4	26	6.5	11	0	1	-12	-12.0	-12	0
2009	NYG	14	10	57	822	14.4	49	5	0	0	-	-	0
2010	NYG	16	8	60	944	15.7	92t	9	1	2	2.0	2	0
2011	NYG	12	10	39	523	13.4	47t	4	0	0	-	-	0
2012	SF	12	10	42	449	10.7	40	1	3	64	21.3	29	0
TOTALS		61	38	202	2,764	13.7	92t	19	5	54	10.8	29	0

PLAYOFFS

YEAR	TEAM	GP	GS	RECEIVING					RUSHING					
				NO	YDS	AVG	LG	TD	ATT	YDS	AVG	LG	TD	
2008	NYG	0	0	0	0	-	-	0	0	0	-	-	0	
2011	NYG	4	2	13	189	14.5	38	3	0	0	-	-	0	
2012	SF	-	-	-	INJURED RESERVE					-	-	-	-	-
TOTALS		4	2	13	189	14.5	38	3	0	0	-	-	0	

Additional Statistics:

Fumble - Lost - 3-3: 1-1 in 2009, 1-1 in 2010, 1-1 in 2012

Special Teams Tackles - 2: 2008 (2)

Milestones:

NFL Debut: vs. Sea. (10/5/08); **First Start:** vs. Was. (9/13/09); **50th Game:** at GB (9/9/12); **First Reception:** vs. Sea. (10/5/08 - 6-yd. pass from QB Eli Manning); **First TD Reception:** vs. Was. (9/13/09 - 30-yd. pass from QB Eli Manning); **100-yd. Games:** 5, Last at Was. (1/2/11 - 101 yds.)

MANNINGHAM'S CAREER HIGHS

Receptions: 10 (2 times) Last vs. Dal. (11/14/10)

Receiving Yards: 150 at Dal. (9/20/09)

Long Reception: 92t at Was. (1/2/11)

TD Receptions: 2 vs. Phi. (12/19/10)

Rushes: 1 (5 times) Last vs. NYG (10/7/12)

Rushing Yards: 29 vs. Det. (9/16/12)

Long Rush: 29 vs. Det. (9/16/12)

// TRANSACTIONS

Originally a 3rd-round (95th overall) draft choice by NYG in the 2008 NFL Draft...Declared a free agent on 3/13/12...Signed a two-year contract with SF through 2013.

// 2011 (NEW YORK GIANTS)

- Saw action in 12 games (10 starts) and caught 39 receipts. for 523 yds. and 4 TDs.
- Caught a wide-open pass from QB Eli Manning, running 47 yds. for a TD at Dal. (12/11), his longest play of the season.
- Trailing by 2 pts. with less than four minutes remaining in Super Bowl XLVI vs. NE (2/5), Manningham caught 3 receipts. for 56 yds. to help setup the game-winning TD. He finished the game with 5 catches for 73 yds.

// 2010 (NEW YORK GIANTS)

- Played in all 16 games (8 starts) and hauled in 60 catches for 944 yds., 9 TDs and a team-high 15.7 yds. per catch.
- Tied his career high with 10 receipts. vs. Dallas (11/14).
- Caught a career-high 2 TD passes from QB Eli Manning vs. Phi. (12/19).
- Hauled in a career-long 92 yd. TD pass from Manning in the 3rd qtr. at Was. (1/2).
- In the final 3 games, Manningham caught 113 yds. vs. Phi. (12/19), 132 yds. at GB (12/26) and 101 yds. at Was. (1/2), becoming the first Giants WR with three consecutive 100-yd. games since WR Homer Jones (1968).
- In the final 2 games, Manningham caught Manning TD passes of 85 yds. (Dec 26 at GB) and 92 yds. (Jan. 2 at Was.), two of the nine longest pass plays in the 86-year history of the Giants. Manningham was one of just two NFL WRs to score on 2 receipts. of at least 85 yds. in 2010 [WR DeSean Jackson (88, 99)].

// 2009 (NEW YORK GIANTS)

- Saw action in 14 games (10 starts), finishing 2nd on the team with 57 catches, 822 yds. and tied for 3rd with 5 TD receipts.
- Opened the season vs. Was. (9/13), with 3 catches for 58 yds., including a 30-yd. TD from QB Eli Manning, the first of his career.
- Made first career start at TB (9/17) and tallied 4 catches for 55 yds.
- Caught career-highs of 10 receipts. for 150 yds. at KC (10/4).

// 2008 (NEW YORK GIANTS)

- As a rookie, played in 7 games and contributed 4 receipts. for 26 yds. and 2 special teams tackles.
- Made his regular season debut vs. Sea. (10/5) and finished with 1 receipt. for 4 yds.

// COLLEGE

Played in 34 games (24 starts) for the Michigan Wolverines. In three years, he caught 137 passes for 2,310 yds. (16.9-yd. avg.) and 27 TDs. Manningham ranks 4th in school history with 27 TD catches. His 2,310 yds. rec. rank 5th in Michigan history, while his 137 receipts. placed him 9th on the Wolverine all-time record list. As a senior, he caught 72 receipts for 1,174 yds. and 12 TDs. His 1,174 yds. rec. rank 2nd in school history. Manningham also set a school record with 6 straight 100-yd. rec. games in 2007. Manningham finished 2006 with 38 receipts. for 703 yds. and 9 TDs. During the sixth game of the season vs. Michigan State (10/7), Manningham injured his knee and underwent arthroscopic knee surgery, returning vs. Ball State (11/4). In 2005, as a freshman, Manningham recorded 27 receipts. for 433 yds. and 6 TDs.

// PERSONAL

- Graduated from Warren G. Harding HS (OH) and was an All-State, All-District and All-Conference selection as a junior and senior. Also lettered in basketball, earning honorable mention All-State his senior year.
- A 4-star prospect that was ranked the 5th-best receiver nationally and 3rd-best prospect in Ohio by Rivals.com.
- Cousin, Bubba Paris, was an All-America offensive tackle at Michigan (1979-82) and earned 3 Super Bowl rings while playing on the offensive line for the 49ers (1983-90). He finished his career with the Colts (1991).
- Born Mario Cashmere Manningham (5/25/86) in Warren, OH.

// INJURY REPORT

- 2009:** Inactive for two games at Phi. (11/1) and at Min. (1/3) with a shoulder injury.
- 2011:** Inactive with a concussion at Phi. (9/25) and with a knee injury at NO (11/28), vs. GB (12/4) and at NYJ (12/24).
- 2012:** Inactive for three games, vs. Sea. (10/18), vs. Mia. (12/9) and at NE (12/16) with a shoulder injury. Placed on injured Reserve List (12/28) with a knee injury and missed final regular season game vs. Arz. (12/30).

MANNINGHAM'S GAME-BY-GAME

2008 (New York Giants)

Date	Opp	W/L	P/S	Rec	Yds	Avg	Lg	TD
Sep 4	Was	W	-	-	INACTIVE	-	-	-
Sep 14	at StL	W	-	-	INACTIVE	-	-	-
Sep 21	Cin	W	-	-	INACTIVE	-	-	-
Oct 5	Sea	W	1/0	1	6	6.0	6	0
Oct 13	at Cle	L	-	-	INACTIVE	-	-	-
Oct 19	SF	W	1/0	0	0	0.0	0	0
Oct 26	at Pit	W	1/0	0	0	0.0	0	0
Nov 2	Dal	W	-	-	INACTIVE	-	-	-
Nov 9	at Phi	W	-	-	INACTIVE	-	-	-
Nov 16	Bal	W	-	-	INACTIVE	-	-	-
Nov 23	at Arz	W	-	-	INACTIVE	-	-	-
Nov 30	at Was	W	-	-	INACTIVE	-	-	-
Dec 7	Phi	L	1/0	0	0	0.0	0	0
Dec 14	at Dal	L	1/0	1	-1	-1.0	-1	0
Dec 21	Car	W	1/0	0	0	0.0	0	0
Dec 28	at Min	L	1/0	2	21	10.5	11	0
Totals			7/0	4	26	6.5	11	0

2010 (New York Giants)

Date	Opp	W/L	P/S	Rec	Yds	Avg	Lg	TD
Sep 12	Car	W	1/0	4	85	21.3	31	0
Sep 19	at Ind	L	1/1	4	75	18.8	54t	1
Sep 26	Ten	L	1/0	6	78	13.0	25	0
Oct 3	Chi	W	1/0	0	0	0.0	0	0
Oct 10	at Hou	W	1/0	0	0	0.0	0	0
Oct 17	Det	W	1/0	4	51	12.8	33t	1
Oct 25	at Dal	W	1/0	3	40	13.3	25t	1
Nov 7	at Sea	W	1/0	4	56	14.0	32	0
Nov 14	Dal	L	1/1	10	91	9.1	44	1
Nov 21	at Phi	L	1/1	3	24	8.0	7	0
Nov 28	Jax	W	1/1	3	61	20.3	26t	1
Dec 5	Was	W	1/1	2	36	18.0	23	0
Dec 13	at Min	W	1/1	1	1	1.0	1	0
Dec 19	Phi	L	1/0	8	113	14.1	35t	2
Dec 26	at GB	L	1/1	4	132	33.0	85t	1
Jan 2	at Was	W	1/1	4	101	25.3	92t	1
Totals			16/8	60	944	15.7	92t	9

2008 Postseason (New York Giants)

Date	Opp	W/L	P/S	Rec	Yds	Avg	Lg	TD
Jan 11	Phi	L	-	-	INACTIVE	-	-	-
Totals			0/0	0	0	0.0	0	0

2011 (New York Giants)

Date	Opp	W/L	P/S	Rec	Yds	Avg	Lg	TD
Sep 11	at Was	L	1/1	4	49	12.3	24	0
Sep 19	StL	W	1/1	3	56	18.7	31	0
Sep 25	at Phi	W	-	-	INACTIVE (Concussion)	-	-	-
Oct 2	at Arz	W	1/1	1	10	10.0	10	0
Oct 9	Sea	L	1/1	5	56	11.2	17	0
Oct 16	Buf	W	1/1	5	56	11.2	16	0
Oct 30	Mia	W	1/1	6	63	10.5	14	1
Nov 6	at NE	W	1/1	3	33	11.0	14	1
Nov 13	at SF	L	1/1	6	77	12.8	18	1
Nov 20	Phi	L	1/1	1	4	4.0	4	0
Nov 28	at NO	L	-	-	INACTIVE (Knee)	-	-	-
Dec 4	GB	L	-	-	INACTIVE (Knee)	-	-	-
Dec 11	at Dal	W	1/1	2	62	31.0	47t	1
Dec 18	Was	L	1/0	3	57	19.0	34	0
Dec 24	at NYJ	W	-	-	INACTIVE (Knee)	-	-	-
Jan 1	Dal	W	1/0	0	0	0.0	0	0
Totals			12/10	39	523	13.4	47t	4

2009 (New York Giants)

Date	Opp	W/L	P/S	Rec	Yds	Avg	Lg	TD
Sep 13	Was	W	1/1	3	58	19.3	30t	1
Sep 20	at Dal	W	1/0	10	150	15.0	49	1
Sep 27	at TB	W	1/1	4	55	13.8	20	0
Oct 4	at KC	W	1/1	1	43	43.0	43	0
Oct 11	Oak	W	1/1	2	36	18.0	30t	1
Oct 18	at NO	L	1/1	4	50	12.5	18	1
Oct 25	Arz	L	1/1	4	47	11.8	20	0
Nov 1	at Phi	L	-	-	INACTIVE (Shoulder)	-	-	-
Nov 8	SD	L	1/1	6	52	8.7	16	0
Nov 22	Atl	W	1/1	6	126	21.0	33	0
Nov 26	at Den	L	1/1	5	48	9.6	13	0
Dec 6	Dal	W	1/1	1	10	10.0	10	0
Dec 13	Phi	L	1/0	2	16	8.0	9	0
Dec 21	at Was	W	1/0	3	44	14.7	25t	1
Dec 27	Car	L	1/0	6	87	14.5	25	0
Jan 3	at Min	L	-	-	INACTIVE (Shoulder)	-	-	-
Totals			14/10	57	822	14.4	49	5

2011 Postseason (New York Giants)

Date	Opp	W/L	P/S	Rec	Yds	Avg	Lg	TD
Jan 8	Atl	W	1/1	4	68	17.0	27t	1
Jan 15	at GB	W	1/1	3	31	10.3	19	1
Jan 22	at SF	W	1/0	1	17	17.0	17t	1
Feb 5	at NE	W	1/0	5	73	14.6	38	0
Totals			4/2	13	189	14.5	38	3



DARCEL McBATH

28

SAFETY
6-1 | 198

TEXAS TECH | 4TH YEAR
BORN 10.28.85 | GAINESVILLE, TX
ACQUIRED FA IN '12
GAINESVILLE HS, GAINESVILLE, TX

Originally selected by the Broncos in the 2nd round of the 2009 NFL Draft, McBath played in 20 games in two seasons in Denver before signing with the Jaguars, in 2011. He is reunited with 49ers secondary coach Ed Donatell, his position coach in Denver, and WR Michael Crabtree, his college teammate. McBath intercepted two passes as a rookie and has been a key special teams contributor throughout his career.

// 2012 HIGHLIGHTS

- Made 49ers debut in season opener at GB (9/9).
- Recorded first career FR vs. StL (11/11), scooping up the loose ball that was forced by CB Tramaine Brock on Rams RB Isaiah Pead on a kickoff return late in the 4th qtr. McBath returned the ball 8 yds. On the ensuing play, RB Frank Gore scored on a 20-yd. TD run.

// GOLDMINE

- Despite a busy schedule, Darcel makes the most of any opportunity to return to his hometown of Gainesville, TX. In 2011, he spoke at a pep rally to Gainesville Middle School students about the importance of education, big dreams and setting goals as they prepared to take the Texas Assessment of Knowledge and Skills (TAKS) test. "I still remember when (Gainesville native and former NFL CB) Kevin Mathis came to talk to us and how big of an impact he had on us and I thought I could have the same impact today."
- At a charity auction in his hometown in 2010, McBath was the highest bidder for a football autographed by former Dallas QB Roger Staubach. Proceeds went to public schools, community services and real estate improvements. The banquet stressed the importance of buying from local businesses to improve the economy in small towns.
- McBath began playing organized youth football with the Boys Club in Gainesville, TX, but football has been a part of his life for as long as he can remember. "My mom would probably say that I came out of the womb wanting to be an NFL player," McBath joked. "It has been a dream of mine since forever."

McBATH'S GAME-BY-GAME

2012

Date	Opp	W/L	P/S	Tot	Sol	Ast	Sk	Yds	Int	Yds	PD	FF	FR	Yds
Sep 9	at GB	W	1/0	0	0	0	0.0	0.0	0	0	0	0	0	0
Sep 16	Det	W	1/0	0	0	0	0.0	0.0	0	0	0	0	0	0
Sep 23	at Min	L	1/0	0	0	0	0.0	0.0	0	0	0	0	0	0
Sep 30	at NYJ	W	1/0	0	0	0	0.0	0.0	0	0	0	0	0	0
Oct 7	Buf	W	1/0	1	1	0	0.0	0.0	0	0	0	0	0	0
Oct 14	NYG	L	1/0	0	0	0	0.0	0.0	0	0	0	0	0	0
Oct 18	Sea	W	1/0	1	0	1	0.0	0.0	0	0	0	0	0	0
Oct 29	at Arz	W	1/0	0	0	0	0.0	0.0	0	0	0	0	0	0
Nov 11	StL	T	1/0	0	0	0	0.0	0.0	0	0	0	0	0	0
Nov 19	Chi	W	1/0	0	0	0	0.0	0.0	0	0	0	0	0	0
Nov 25	at NO	W	1/0	0	0	0	0.0	0.0	0	0	0	0	0	0
Dec 2	at StL	L	1/0	0	0	0	0.0	0.0	0	0	0	0	0	0
Dec 9	Mia	W	1/0	0	0	0	0.0	0.0	0	0	0	0	0	0
Dec 16	at NE	W	1/0	0	0	0	0.0	0.0	0	0	0	0	0	0
Dec 23	at Sea	L	1/0	0	0	0	0.0	0.0	0	0	0	0	0	0
Dec 30	Arz	W	1/0	1	1	0	0.0	0.0	0	0	0	0	0	0
TOTALS			16/0	3	2	1	0.0	0.0	0	0	0	0	0	0

2012 Postseason

Date	Opp	W/L	P/S	Tot	Sol	Ast	Sk	Yds	Int	Yds	PD	FF	FR	Yds
Jan 12	GB	W	1/0	0	0	0	0.0	0.0	0	0	0	0	0	0
Jan 20	at Atl	W	1/0	0	0	0	0.0	0.0	0	0	0	0	0	0
Feb 3	Bal													
TOTALS			2/0	0	0	0	0.0	0.0	0	0	0	0	0	0



McBATH'S CAREER STATISTICS

YEAR	TEAM	GP	GS	TACKLES			SACKS	YDS	INT	YDS	INTERCEPTIONS			FUMBLES		
				TOT	SOL	AST					LG	TD	PD	FF	FR	YDS
2009	DEN	13	0	15	13	2	0.0	0.0	2	28	25	0	3	0	0	0
2010	DEN	7	1	15	15	0	0.0	0.0	0	0	-	0	1	0	0	0
2011	JAX	1	0	0	0	0	0.0	0.0	0	0	-	0	0	0	0	0
2012	SF	16	0	3	2	1	0.0	0.0	0	0	-	0	0	0	0	8
TOTALS		37	1	33	30	3	0.0	0.0	2	28	25	0	4	0	0	8

PLAYOFFS

YEAR	TEAM	GP	GS	TACKLES			SACKS	YDS	INT	YDS	INTERCEPTIONS			FUMBLES		
				TOT	SOL	AST					LG	TD	PD	FF	FR	YDS
2012	SF	2	0	0	0	0	0.0	0.0	0	0	-	0	0	0	0	0
TOTALS		2	0	0	0	0	0.0	0.0	0	0	-	0	0	0	0	0

Additional Statistics:

Special Teams Tackles – 23: 2009 (11), 2010 (2), 2011 (2); 2012 (8)

Special Teams Fumble Recoveries – 1: 2012 (1)

Milestones:

NFL Debut: at Cin. (9/13/09); **First Start:** at Oak. (12/19/10); **First FR:** vs. StL. (11/11/12 – RB Isaiah Pead)

McBATH'S CAREER HIGHS

Total Tackles: 7 vs. SD (11/22/09)

Solo: 6 vs. SD (11/22/09)

Assists: 1 (3 times) Last vs. Sea. (10/18/12)

Interceptions: 1 (2 times) Last at Ind. (12/13/09)

Interception Yards: 25 at Ind. (12/13/09)

Fumble Recoveries: 1 vs. StL (11/11/12)

// TRANSACTIONS

Originally a 2nd-round (48th overall) draft choice by Den. in 2009... Released by Den. on 9/4/11...Signed by Jax. on 12/12/11...Placed on IR by Jax. on 12/20/11...Released by Jax. 4/23/12...Signed a one-year contract with SF on 7/20/12.

// 2011 (JACKSONVILLE)

- Signed by Jax. (12/12) and played in Week 15 matchup at Atl. (12/15) where he tallied 3 special team tackles.
- Missed final two games after being put on IR (12/20).

// 2010 (DENVER)

- Finished year playing in 7 games (1 start) with 15 tackles and 1 PD.
- Started first NFL game at Oak. (12/19) and recorded 5 stops on defense.
- Tallied 4 tackles and 1 PD vs. KC (11/14).

// 2009 (DENVER)

- Played in 13 games, tallying 15 tackles and 2 INTs.
- Led the team with 11 special team tackles, making him 1 of 4 NFL rookies to lead their team in that category.
- Finished season t-3rd among NFL rookie safeties with 2 INTs.
- First career INT came against QB Brady Quinn vs. Cle. (9/20).
- Intercepted QB Peyton Manning at Ind. (12/13).
- Had career-highs in special teams tackles (3) vs. NE (10/11) and tackles (7) vs. SD (11/22).

// COLLEGE

Played in 45 career games (39 starts) at Texas Tech, finishing with 224 tackles, 12 INTs, 30 PDs, 1 FF and 1 FR. The 12 INTs was the 5th most in school history at the time. Named to All-Big 12 Conference teams in each of his final three seasons. Tied as the nation's leader with 7 INTs during senior year. Started all 13 games as a senior and recorded 75 tackles (55 solo), 14 PDs and 1 FF. As a junior, was named honorable mention All-Big 12 with 73 tackles (50 solo), and 2 INTs. Made the switch from CB to FS during sophomore year, and led all conference DBs with 75 tackles, earning a spot on the All-Big 12 second team. Redshirted as a true freshman.

// PERSONAL

- Attended Gainesville (TX) HS, where as a senior his team went 16-0 and won the Class 3A Division I Championship. Also named District 9-3A MVP by the *Dallas Morning News* that season.
- Played DB, WR and RB in high school.
- Majored in general studies.
- Born Steven Darcel McBath (10/28/85) in Gainesville, TX.

// INJURY REPORT

- 2009:** Placed on IR (12/14) with forearm injury and missed final 3 games [vs. Oak. (12/20), at Phi. (12/27) and vs. KC (1/3)]
- 2011:** Placed on IR (12/20) with forearm injury and missed final 2 games [at Ten. (12/24), vs. Ind. (1/1)]

McBATH'S GAME-BY-GAME

2009 (Denver)

Date	Opp	W/L	P/S	Tot	Sol	Ast	Sk	Yds	Int	Yds	PD	FF	FR	Yds
Sep 13	at Cin	W	1/0	0	0	0	0.0	0.0	0	0	0	0	0	0
Sep 20	Cle	W	1/0	1	1	0	0.0	0.0	1	3	1	0	0	0
Sep 27	at Oak	W	1/0	1	0	1	0.0	0.0	0	0	0	0	0	0
Oct 4	Dal	W	1/0	0	0	0	1.0	0.0	0	0	0	0	0	0
Oct 11	NE	W	1/0	0	0	0	0.0	0.0	0	0	0	0	0	0
Oct 19	at SD	W	1/0	3	3	0	0.0	0.0	0	0	0	0	0	0
Nov 1	at Bal	L	1/0	0	0	0	0.0	0.0	0	0	0	0	0	0
Nov 9	Pit	L	1/0	0	0	0	0.0	0.0	0	0	0	0	0	0
Nov 15	at Was	L	1/0	0	0	0	0.0	0.0	0	0	0	0	0	0
Nov 22	SD	L	1/0	7	6	1	0.0	0.0	0	0	0	0	0	0
Nov 26	NYG	W	1/0	1	1	0	0.0	0.0	0	0	0	0	0	0
Dec 6	at KC	W	1/0	1	1	0	0.0	0.0	0	0	0	0	0	0
Dec 13	at Ind	L	1/0	1	1	0	0.0	0.0	1	25	2	0	0	0

PLACED ON INJURED RESERVE ON 12/14 (FOREARM)

TOTALS 13/0 15 13 2 0.0 0.0 2 28 3 0 0 0

2010 (Denver)

Date	Opp	W/L	P/S	Tot	Sol	Ast	Sk	Yds	Int	Yds	PD	FF	FR	Yds
Sep 12	at Jax	L	-	-	-	-	INACTIVE	-	-	-	-	-	-	-
Sep 19	Sea	W	-	-	-	-	INACTIVE	-	-	-	-	-	-	-
Sep 26	Ind	L	1/0	5	5	0	0.0	0.0	0	0	0	0	0	0
Oct 3	at Ten	W	1/0	0	0	0	0.0	0.0	0	0	0	0	0	0
Oct 10	at Bal	L	1/0	1	1	0	0.0	0.0	0	0	0	0	0	0
Oct 17	NYJ	L	-	-	-	-	INACTIVE	-	-	-	-	-	-	-
Oct 24	Oak	L	-	-	-	-	INACTIVE	-	-	-	-	-	-	-
Oct 31	at SF	L	-	-	-	-	INACTIVE	-	-	-	-	-	-	-
Nov 14	KC	W	1/0	4	4	0	0.0	0.0	0	0	1	0	0	0
Nov 22	at SD	L	1/0	0	0	0	0.0	0.0	0	0	0	0	0	0
Nov 28	StL	L	-	-	-	-	INACTIVE	-	-	-	-	-	-	-
Dec 5	at KC	L	-	-	-	-	INACTIVE	-	-	-	-	-	-	-
Dec 12	at Arz	L	-	-	-	-	INACTIVE	-	-	-	-	-	-	-
Dec 19	at Oak	L	1/1	5	5	0	0.0	0.0	0	0	0	0	0	0
Dec 26	Hou	W	-	-	-	-	INACTIVE	-	-	-	-	-	-	-
Jan 2	SD	L	1/0	0	0	0	0.0	0.0	0	0	0	0	0	0

TOTALS 7/1 15 15 0 0.0 0.0 0 0 1 0 0 0

2011 (Jacksonville)

Date	Opp	W/L	P/S	Tot	Sol	Ast	Sk	Yds	Int	Yds	PD	FF	FR	Yds
Dec 15	at Atl	L	1/0	0	0	0	0.0	0.0	0	0	0	0	0	0

SIGNED TO JAX ACTIVE ROSTER ON 12/12

PLACED ON INJURED RESERVE ON 12/20 (FOREARM)

TOTALS 1/0 0 0 0 0.0 0.0 0 53 9 1 1 0



RAY McDONALD

91

DEFENSIVE TACKLE
6-3 | 290

FLORIDA | 6TH YEAR
BORN 9.2.84 | PAHOKEE, FL
ACQUIRED D-3B IN '07
GLADES CENTRAL HS, BELLE GLADE, FL

A 3rd-round pick in 2007 by the 49ers, Ray McDonald was a first-year starter at LDE after signing a lucrative 5-year deal with the 49ers on 7/29/11. In 2011, McDonald played a significant role in the defense posting a career-high in tackles (93), sacks (5.5) and forced fumbles (2). A model of determination and resiliency, he has missed just two games to injury during his five year career, after having overcome multiple significant knee injuries while in college. Over the past two seasons, he is one of only three NFL defensive linemen to score two touchdowns (Min. DE Jared Allen and Atl. DE Kroy Biermann).

// CAREER HIGHLIGHTS

- Recorded his first career TD after scooping up a QB Kyle Boller fumble on the Rams 11-yd. line, returning it for the score vs. StL (10/4/09).
- Registered his first career INT and returned it 31 yds. for a TD at Car. (10/24/10).

// 2012 HIGHLIGHTS

- Recorded a career-high 106 total tackles in 2012.
- Part of D-Line that only allowed 45 yds. on the ground at GB (9/9). The 45 rush yds. were the fewest on the ground by GB since 9/28/08 at TB (28 yds.).
- Recorded 0.5 sack vs. Det (9/16) against QB Matthew Stafford in the 4th qtr.
- Was part of defense that held NYJ (9/30) to 145 total yds. on offense and just 45 yds. rushing in 34-0 road win. The defensive unit recorded 3.0 sacks, 3 FRs and 1 TD.
- Tipped a pass at the line of scrimmage that led to an INT by LB Patrick Willis at NYJ (9/30).
- Was part of the defense that did not allow a TD in back-to-back games vs. Sea. (10/18) and at Arz. (10/29), limiting Sea. to only 2 FGs. and Arz. to 3 pts. It was part of a stretch where the 49ers defense did not allow a TD in 4 of 5 games, a first in franchise history.
- McDonald and the 49ers defense held Arz. (10/29) to just 7 yds. rushing, tying the fewest rushing yds. the 49ers have allowed in a single game in franchise history [7 at NO (10/1/72)], and the lowest rushing output allowed in any game during the entire season.

- McDonald and the 49ers defense limited Chi. (11/19) to 143 yds. of total offense (85 rushing; 58 passing). The 143 yds. of total offense allowed was the 5th lowest total in a single NFL game during the season and fewest given up by the 49ers since 1/3/10 (109 yds. at StL). The 58 passing yds. allowed by the 49ers were the fewest given up since 1/3/10 (22 yds. at StL).
- Registered their first career safety, tackling Bears G Chilo Rachal in the end zone vs. Chi. (11/19) after Rachal had recovered a FF by LB Aldon Smith on QB Jason Campbell.
- Tallied 2.0 sacks at NE (12/16) on QB Tom Brady, marking his 1st career multi-sack game.
- Registered his 1st FF of the season vs. Arz. (12/30), stripping the ball from Cardinals WR Michael Floyd. The loose ball was scooped up by S Donte Whitner. The takeaway led to a 26-yd. FG by K David Akers.

McDONALD'S GAME-BY-GAME

2012

Date	Opp	W/L	P/S	Tot	Sol	Ast	Sk	Yds	Int	Yds	PD	FF	FR	Yds
Sep 9	at GB	W	1/1	7	4	3	0.0	0.0	0	0	0	0	0	0
Sep 16	Det	W	1/1	8	4	4	0.5	4.5	0	0	0	0	0	0
Sep 23	at Min	L	1/1	7	3	4	0.0	0.0	0	0	0	0	0	0
Sep 30	at NYJ	W	1/1	6	4	2	0.0	0.0	0	0	1	0	0	0
Oct 7	Buf	W	1/1	3	1	2	0.0	0.0	0	0	0	0	0	0
Oct 14	NYG	L	1/1	4	2	2	0.0	0.0	0	0	0	0	0	0
Oct 18	Sea	W	1/1	6	2	4	0.0	0.0	0	0	0	0	0	0
Oct 29	at Arz	W	1/1	10	5	5	0.0	0.0	0	0	0	0	0	0
Nov 11	StL	T	1/1	9	5	4	0.0	0.0	0	0	0	0	0	0
Nov 19	Chi	W	1/1	6	3	3	0.0	0.0	0	0	0	0	0	0
Nov 25	at NO	W	1/1	6	4	2	0.0	0.0	0	0	0	0	0	0
Dec 2	at StL	L	1/1	7	5	2	0.0	0.0	0	0	0	0	0	0
Dec 9	Mia	W	1/1	8	3	5	0.0	0.0	0	0	0	0	0	0
Dec 16	at NE	W	1/1	7	4	3	2.0	11.0	0	0	0	0	0	0
Dec 23	at Sea	L	1/1	7	5	2	0.0	0.0	0	0	0	0	0	0
Dec 30	Arz	W	1/1	5	3	2	0.0	0.0	0	0	0	1	0	0
TOTALS				16/16	106	57	49	2.5	15.5	0	0	1	1	0

2012 Postseason

Date	Opp	W/L	P/S	Tot	Sol	Ast	Sk	Yds	Int	Yds	PD	FF	FR	Yds
Jan 12	GB	W	1/1	7	3	4	0.0	0.0	0	0	0	0	0	0
Jan 20	at Atl	W	1/1	9	7	2	0.0	0.0	0	0	0	0	0	0
Feb 3	Bal													
TOTALS				2/2	16	10	6	0.0	0.0	0	0	0	0	0

// GOLDMINE

- Ray comes from an athletic family as his father, Ray Sr., played wide receiver for the Florida Gators in the mid-80s and was featured on the cover of *Sports Illustrated* (Nov. 11, 1985) after catching both scores in a 14-10 victory at Auburn in 1985. Ray's grandfather, Willie McDonald, played running back at Bethune Cookman and his uncle was a cornerback at UCF. Ray didn't have strong aspirations of playing football professionally until later in high school, when his father began to prepare him for the pro game. "He didn't really push me into playing football when I was growing up, but I told him I really wanted to take off with football. So he dedicated his whole year to me working out."
- Ray has had his share of success growing up playing football. While in high school, he won a state championship four straight years, and then a national title at Florida, but still strives to achieve the ultimate prize of an NFL championship. "I have individual goals, but it all comes down to winning. I come from a winning tradition. All I'm missing out on is an NFL Championship."

- Since the 2008 offseason, Ray has looked for other ways to improve himself as a pass rusher. He has been boxing with the 49ers training staff in order to add more moves to his pass rushing repertoire. "It's something that I can add to my tray with hand-eye coordination. It helps with my endurance and my hand placement and I have enough force to knock someone off balance."
- Despite entering the NFL with great concerns regarding the health of his knees, which hurt his draft stock and forced him to be selected in the 3rd round in 2007, McDonald has missed just two games in his five-year career to injury.

McDONALD'S CAREER STATISTICS

YEAR	TEAM	GP	GS	TACKLES					INTERCEPTIONS				FUMBLES				
				TOT	SOL	AST	SACKS	YDS	INT	YDS	LG	TD	PD	FF	FR	YDS	
2007	SF	9	0	11	4	7	1.0	6.0	0	0	–	0	0	0	0	0	0
2008	SF	15	9	58	28	30	1.0	5.0	0	0	–	0	5	0	0	0	
2009	SF	16	0	29	12	17	3.0	19.0	0	0	–	0	0	0	2	11t	
2010	SF	16	0	57	23	34	0.0	0.0	1	31	31t	1	2	0	0	0	
2011	SF	15	15	93	51	42	5.5	35.5	0	0	–	0	2	2	1	0	
2012	SF	16	16	106	57	49	2.5	15.5	0	0	–	0	1	1	0	0	
TOTALS		87	40	354	175	179	13.0	81.0	1	31	31t	1	10	3	3	11t	

PLAYOFFS

YEAR	TEAM	GP	GS	TACKLES					INTERCEPTIONS				FUMBLES			
				TOT	SOL	AST	SACKS	YDS	INT	YDS	LG	TD	PD	FF	FR	YDS
2011	SF	2	2	11	7	4	2.5	19.5	0	0	–	0	0	1	0	0
2012	SF	2	2	16	10	6	0	0	0	0	–	0	0	0	0	0
TOTALS		4	4	27	17	10	2.5	19.5	0	0	–	0	0	1	0	0

Additional Statistics:

Blocked Field Goals – 2: 2008 (1 vs. Phi., 10/12/08), 2009 (1 at Min. 9/27/09)

Blocked Extra Points – 1: 2009 (1 vs. Arz., 12/14/09)

TDs – 2: 2009 [11–yd. fumble return vs. STL (10/4/09)], 2010 [31–yd. INT return at Car. (10/24/10)]

Safeties – 1: 2012 (1 vs. Chi., 11/19/12)

Milestones:

NFL Debut: vs. Bal. (10/7/07); **First Start:** vs. Arz. (9/7/08); **First Sack:** Regular Season – vs. TB (12/23/07 – QB Jeff Garcia); Postseason – vs. NYG (1/22/12 – QB Eli Manning); **First FR:** vs. StL (10/4/09 – QB Kyle Boller); **First FF:** Regular Season – vs. StL (12/4/11 – QB A. J. Feeley); Postseason – vs. NYG (1/22/12 – QB Eli Manning); **First Blocked FG:** vs. Phi. (10/12/08 – 54–yd. att. by K David Akers); **First Blocked PAT:** vs. Arz. (12/14/09 – K Neil Rackers); **First Safety:** vs. Chi. (11/19/12 – G Chilo Rachal); **First Multi-Sack Game:** 2.0 – at NE (12/16/12 – QB Tom Brady)

McDONALD'S CAREER HIGHS

Total Tackles: Regular Season – 10 at Arz. (10/29/12); Postseason – 9 vs. NYG (1/22/12)

Solo: Regular Season – 6 (3 times) Last at Sea. (12/24/11); Postseason – 6 vs. NYG (1/22/12)

Assists: 5 (2 times) Last vs. Mia. (12/9/12)

Passes Defensed: 2 at Det. (10/16/11)

Sacks: Regular Season – 2.0 at NE (12/16/12); Postseason – 2.5 vs. NYG (1/22/12)

Forced Fumbles: Regular Season – 1 (3 times) Last vs. Arz. (12/30/12); Postseason – 1 vs. NYG (1/22/12)

Fumble Recoveries: 1 (3 times) Last at Arz. (12/11/11)



// TRANSACTIONS

Originally the second of two 3rd-round (97th pick overall) draft choices by SF in 2007...Signed a 5-year deal with SF on 7/29/11.

// 2011

- Recorded career highs in tackles (93), sacks (5.5), and FFs (2).
- Recorded 8 total tackles (6 solo) vs. Sea. (9/11) and his 6th career sack (QB Tarvaris Jackson) for a 2-yd. loss.
- Registered his 7th career sack vs. Dal. (9/18), marking the first time he recorded sacks in multiple weeks since 9/13/09 at Arz. and 9/20/09 vs. Sea.
- Tallied 6 tackles and 0.5 sack at Phi. (10/2) in come-from-behind 49ers 24-23 victory.
- Assisted on a sack with DT Justin Smith at Det. (10/16 - QB Matthew Stafford) with 1:02 left in the 4th qtr. Also posted 5 tackles and a career-high 2 PDs.
- Notched a career-high 9 tackles at Bal. (11/24), including 2 QB pressures and 1 TFL.
- Registered his first career FF after taking down Rams QB A.J. Feeley in the 2nd qtr. vs. StL (12/4), marking his 4th sack of the season and 9th of his career. Tied the team-high with 7 stops on the day.
- Helped limit the Rams to just 31 yds. rushing without allowing a rushing first down vs. StL (12/4). This marked the first time the 49ers defense did not allow a rushing first down since 11/29/10 at Arz.
- Teamed up with LB Aldon Smith for a sack on QB Ben Roethlisberger vs. Pit. (12/19). On the play, McDonald registered his 2nd FF of the season, while DT Justin Smith picked up the ball, which led to a TD on the ensuing drive.
- Registered 2.5 sacks vs. NYG (1/22) in the NFC Championship Game, which ranked t-2nd in franchise history for the most sacks by one player in a postseason game.

// 2010

- Played in all 16 games, registering 57 tackles and an INT returned for a TD.
- Registered his first career INT and returned it 31 yds. for a TD at Car. (10/24). It marked McDonald's 2nd career TD.

// 2009

- Sacked QB Kurt Warner at Arz. (9/13) in his first game back after undergoing offseason knee surgery.
- Registered sacks in back-to-back games for the first time in his career by dropping QB Matt Hasselbeck vs. Sea. (9/20).
- Blocked a 44-yd. FG att. by K Ryan Longwell that was returned by CB Nate Clements 59 yds. for a TD at the end of the 2nd qtr. at Min. (9/27). It marked his 2nd career blocked FG.
- Recorded his first career TD after scooping up a QB Kyle Boller fumble on the Rams 11-yd. line, returning it for the score vs. StL (10/4).

// 2008

- Ranked 2nd on team with 37 QB pressures.
- Started first career game vs. Arz. (9/7), tallying 6 tackles.
- Tipped a pass that was intercepted by CB Walt Harris at Sea. (9/14).
- Blocked a 54-yd. FG attempt vs. Phi. (10/12) and CB Donald Strickland scooped ball up and raced 41 yds. for a TD.
- Left game in 2nd qtr. at NYG (10/19) with a sprained knee.

// 2007

- Made his NFL debut vs. Bal. (10/7) and tallied 3 tackles.
- Totaled 2 tackles and brought down QB Jeff Garcia for his first career sack vs. TB (12/23).

// COLLEGE

Saw action in 46 games (36 starts) at Florida and collected 137 tackles, 11.0 sacks, 2 FFs, a FR and a blocked kick. Became first defensive lineman to start 12 games in a season (2003) as a freshman and was only fourth defensive lineman in school history to start as a freshman in season opener. Earned All-SEC first-team honors from league's coaches as a senior after starting every game and recording 36 tackles, 3.0 sacks, a blocked kick and a FR returned for a TD as he split time between defensive end and tackle. SEC All-Freshman Team selection by *The Sporting News* after starting 12 of 13 games at defensive tackle and posting 54 tackles. Redshirted as a true freshman in 2002.

// PERSONAL

- Attended Glades Central (Belle Glade, FL) HS, where he earned All-American honors and was named Palm Beach County Defensive Player of the Year in 2001, as he recorded 132 tackles and 24.0 sacks as a senior. Helped lead his team to Class 3A state championship as a junior and started final three seasons at defensive tackle.
- His parents, Ray Sr. and Labrina, own an insurance agency. Ray Sr. played WR at the University of Florida.
- Grew up in the small town of Belle Glade, FL, where fishing, hunting and football were the only things for him to do.
- Claims to have no real hobbies and the closest thing to a hobby would be hanging around the practice facility.
- Has supported the track and field team at his alma mater Glades Central HS as his grandfather, Willie, is the coach.
- Born Raymondo Antoine McDonald (9/2/84) in Wellington, FL.

// INJURY REPORT

2008: Inactive vs. Sea. (10/26) with a knee injury.

2011: Inactive at Was. (11/6) with a hamstring injury.





BRUCE MILLER

49

FULLBACK
6-2 | 248

CENTRAL FLORIDA | 2ND YEAR
BORN 8.6.87 | CANTON, GA
ACQUIRED D-7A IN '11
WOODSTOCK HS, WOODSTOCK, GA

A standout defensive end in college, Bruce Miller made the transition to fullback for the 49ers as a rookie, and earned a starting role by Week 3. Known for his quickness off the edge, Miller started running routes with the tight ends during training camp without a single college reception to his name. Miller recorded the first touchdown reception of his career at Was. (11/6) and finished the season with 11 catches for 83 yards. A two-time Conference USA Defensive Player of the Year, Miller led all active collegiate players during his time at Central Florida with 35.5 sacks.

- One of Bruce's biggest attributes is his gritty attitude. "The biggest thing is he's just relentless," said Miller's former UCF Defensive Coordinator and current Knight linebacker coach John Skladany. "He really enjoys that part of the game. He goes and looks for the contact. He just keeps going and going and going. You're going to have to shoot him to stop him. If he's going to be blocking, some linebacker is going to have a long day." The 49ers are looking to have him transition from defensive end to fullback. "They said they wanted to bring somebody in who was tough and could bring a hit every play," Miller said. "And I think I fit that description pretty well."

// 2012 HIGHLIGHTS

- Finished the season tied for the team lead with 15 special teams tackles (CB Tramaine Brock - 15).
- Led team with 3 special team tackles vs. Chi. (11/19) and vs. Arz. (12/30).
- Tallied a season-high 3 receipts. for a career-high 37 yds at NO (11/25).

// GOLDMINE

- Bruce wasn't the most touted player coming out of high school. In fact, saying he was under the radar was an understatement; Bruce wasn't even on the radar. UCF defensive coordinator Dave Huxtable, however, was evaluating other Georgia players and noticed Bruce on film. "He was playing tight end," Huxtable said. "Running and catching balls and making players miss. He was on the kickoff cover team and he was the first one down there on the kickoff cover team plays. Then I got to watch him play basketball. He's a 6-2 center, but he's underneath there just battling on the boards. He's a special guy." Huxtable was one of Bruce's major influences in becoming the two-time Conference USA Defensive Player of the Year. "He played a huge roll for me," said Bruce. "I always looked at him for motivation and help. I went to Coach Hux because of the bond we made during recruiting and then playing for him at linebacker. Coach Hux, the things that he does the time and effort he puts in, is just unbelievable."

MILLER'S GAME-BY-GAME

2012

Date	Opp	W/L	P/S	Rsh	Yds	Avg	Lg	TD	Rec	Yds	TD
Sep 9	at GB	W	1/1	0	0	-	-	0	1	15	0
Sep 16	Det	W	1/0	0	0	-	-	0	0	0	0
Sep 23	at Min	L	1/1	0	0	-	-	0	0	0	0
Sep 30	at NYJ	W	1/0	1	5	5.0	5	0	1	9	0
Oct 7	Buf	W	1/1	1	9	9.0	9	0	0	0	0
Oct 14	NYG	L	1/0	0	0	-	-	0	0	0	0
Oct 18	Sea	W	1/1	0	0	-	-	0	0	0	0
Oct 29	at Arz	W	1/1	1	1	1.0	1	0	0	0	0
Nov 11	StL	T	1/1	0	0	-	-	0	0	0	0
Nov 19	Chi	W	1/1	0	0	-	-	0	0	0	0
Nov 25	at NO	W	1/1	0	0	-	-	0	3	37	0
Dec 2	at StL	L	1/1	0	0	-	-	0	2	17	0
Dec 9	Mia	W	1/1	0	0	-	-	0	2	1	0
Dec 16	at NE	W	1/1	0	0	-	-	0	0	0	0
Dec 23	at Sea	L	1/1	0	0	-	-	0	2	-1	0
Dec 30	Arz	W	1/1	2	3	1.5	2	0	1	6	0
TOTALS			16/13	5	18	3.6	9	0	12	84	0

2012 Postseason

Date	Opp	W/L	P/S	Rsh	Yds	Avg	Lg	TD	Rec	Yds	TD
Jan 12	GB	W	1/1	0	0	-	-	0	0	0	0
Jan 20	at Atl	W	1/1	0	0	-	-	0	0	0	0
Feb 3	Bal										
TOTALS			2/2	0	0	-	-	0	0	0	0



MILLER'S CAREER STATISTICS

YEAR	TEAM	GP	GS	ATT	RUSHING				TD	NO	RECEIVING				TD
					YDS	AVG	LG	YDS			AVG	LG			
2011	SF	15	8	4	8	2.0	3	0	11	83	7.5	30t	1		
2012	SF	16	13	5	18	3.6	9	0	12	84	7.0	26	0		
TOTALS		31	21	9	26	2.9	9	0	23	167	7.3	30t	1		

PLAYOFFS

YEAR	TEAM	GP	GS	ATT	RUSHING				TD	NO	RECEIVING				TD
					YDS	AVG	LG	YDS			AVG	LG			
2011	SF	2	1	0	0	-	-	0	1	16	16.0	16	0		
2012	SF	2	2	0	0	-	-	0	0	0	-	-	0		
TOTALS		4	3	0	0	-	-	0	1	16	16.0	16	0		

Additional Statistics:

Special Teams Statistics: Regular Season – 22: 2011 (7); 2012 (15); Postseason – 3: 2011 (3)

Fumble – Lost – 1–0: 1–0 in 2011

Milestones:

NFL Debut: vs. Sea. (9/11/11); **First Start:** at Cin. (9/25/11); **First Reception:** Regular Season – at Cin. (9/25/11 – 11–yd. pass from QB Alex Smith); Postseason – vs. NO (1/14/12 – 16–yd. pass from QB Alex Smith); **First TD Reception:** at Was. (11/6/11 – 30–yd. pass from QB Alex Smith)

MILLER'S CAREER HIGHS

Rushes: 2 vs. Arz. (12/30/12)

Rushing Yards: 9 vs. Buf. (10/7/12)

Long Rush: 9 vs. Buf. (10/7/12)

Receptions: 4 at Cin. (9/25/11)

Receiving Yards: 37 at NO (11/25/12)

Long Receptions: 30t at Was. (11/6/11)

TD Receptions: 1 at Was. (11/6/11)

// TRANSACTIONS

Originally the first of three 7th-round (211th overall) draft choices by SF in 2011.

// 2011

- Made NFL debut vs. Sea. (9/11), seeing action on special teams.
- Made first career start at Cin. (9/25). On the first play from scrimmage, he hauled in a 11-yd. recept. Finished game with 4 catches for 25 yds. and one carry for 2 yds.
- Hauled in the first TD recept. of his career on a 30-yd. pass from QB Alex Smith in the 2nd qtr. at Was. (11/6). Tied a team-high posting 2 special teams tackles.

// COLLEGE

Played in 52 games (46 starts) for the Knights and was a two-time Conference USA Defensive Player of the Year (2009-10). Recorded 214 tackles, 35.5 sacks, 57.5 TFLs, 3 INTs (two for TDs), 6 FFs, 2 FRs and 9 PDs. Led all active collegiate players with 35.5 sacks and ranked 3rd with 57.5 TFLs. In 2010, was named Conference USA Defensive Player of the Year and was selected first-team All-Conference USA. Started all 14 games and notched 63 tackles, 8.5 sacks, 13.5 TFLs, 2 INTs (both returned for TDs), 2 FFs and 2 PDs. Part of a defense that led the conference, ranked 8th nationally in run defense (108.4 yds./gm.) and ranked 15th nationally in total defense (315.4 yds./gm.). As a junior, named Conference USA Defensive Player of the Year and first-team All-Conference USA. Ranked 5th in the nation with 13.0 sacks. Played in 13 games (12 starts), registering 61 tackles, 18.0 TFLs, FR, FF and 3 PDs. In 2008, selected first-team All-Conference USA. Played in 12 games (11 starts) and notched 52 tackles, 7.0 sacks, 17.0 TFLs, INT, 2 FFs and 3 PDs. As a freshman, played in 14 games (9 starts), totaling 38 tackles, 7.0 sacks, 9.0 TFLs, FF, FR and PD. Redshirted in 2006.

// PERSONAL

- Attended Woodstock (Woodstock, GA) HS and was named the Cherokee County Gridiron Club Linebacker of the Year. Also named all-county and all-region as a LB.
- As a senior, registered 134 tackles, 1.0 sack, 3 INTs (two for TDs), 3 FFs, and 2 FRs. Added 14 recepts. for 357 yds. and 5 TDs as a tight end.
- Lettered two years in basketball and one year in baseball.
- Born Bruce Miller (8/6/87) in Canton, GA.
- Majored in sports and fitness.

// INJURY REPORT

2011: Inactive (concussion) at Bal. (11/24).


MILLER'S GAME-BY-GAME

2011

Date	Opp	W/L	P/S	Rsh	Yds	Avg	Lg	TD	Rec	Yds	TD
Sep 11	Sea	W	1/0	0	0	0.0	0	0	0	0	0
Sep 18	Dal	L	1/0	0	0	0.0	0	0	0	0	0
Sep 25	at Cin	W	1/1	1	2	2.0	2	0	4	25	0
Oct 2	at Phi	W	1/1	0	0	0.0	0	0	1	15	0
Oct 9	TB	W	1/0	1	0	0.0	0	0	0	0	0
Oct 16	at Det	W	1/1	1	3	3.0	3	0	0	0	0
Oct 30	Cle	W	1/1	0	0	0.0	0	0	0	0	0
Nov 6	at Was	W	1/0	0	0	0.0	0	0	1	30	1
Nov 13	NYG	W	1/0	0	0	0.0	0	0	0	0	0
Nov 20	Arz	W	1/1	0	0	0.0	0	0	1	5	0
Nov 24	at Bal	L	—	—	INACTIVE (Concussion)			—	—	—	—
Dec 4	StL	W	1/1	0	0	0.0	0	0	0	0	0
Dec 11	at Arz	L	1/1	0	0	0.0	0	0	2	5	0
Dec 19	Pit	W	1/1	1	3	3.0	3	0	0	0	0
Dec 24	at Sea	W	1/0	0	0	0.0	0	0	1	3	0
Jan 1	at StL	W	1/0	0	0	0.0	0	0	1	0	0
TOTALS			15/8	4	8	2.0	3	0	11	83	1

2011 Postseason

Date	Opp	W/L	P/S	Rsh	Yds	Avg	Lg	TD	Rec	Yds	TD
Jan 14	NO	W	1/1	0	0	0.0	0	0	1	16	0
Jan 22	NYG	L	1/0	0	0	0.0	0	0	0	0	0
TOTALS			2/1	0	0	0.0	0	0	1	16	0



RANDY MOSS

84

WIDE RECEIVER
6-4 | 210

MARSHALL | 14TH YEAR
BORN 2.13.77 | RAND, WV
ACQUIRED FA IN '12
DUPONT HS, RAND, WV

One of the most prolific wide receivers in NFL history, Randy Moss joins the 49ers with 13 years of NFL experience. The six-time Pro Bowler, and four-time AP All-Pro, set the NFL single-season record for touchdown receptions in 2007 with 23. Moss has caught 10 or more touchdown passes in nine NFL seasons and registered 10, 1,000-yard receiving campaigns. Moss and Jerry Rice are the only NFL player to register 100 touchdown receptions in fewer than 140 games. In NFL history, he ranks 2nd in NFL history with 156 career receiving touchdowns, 3rd with 15,292 receiving yards and 9th with 982 receptions.

// CAREER HIGHLIGHTS

- Was named to the AP All-Pro Team following the 1998, 2000, 2003 and 2007 seasons. He also earned six career Pro Bowl selections (1998, 1999, 2000, 2002, 2003 and 2007).
- In 2007, Moss caught an NFL-record 23 TD passes (WR Jerry Rice, 22 in 1987) while playing for NE. During his record breaking season, the Patriots completed the NFL's first 16-0 regular season and tied the league's all-time record with 18 total victories.
- Caught a single-game career-high 4 TD receipts. at Buf. (11/18/07). All 4 TDs came in the first half, tying WR Roy Green's (1983) NFL record for most TD receipts. before halftime.
- Became 4th player in NFL history to reach 15,000 career receiving yards, hitting milestone on 55- y d. recept. vs. NYG (10/14).
- Moved into 4th place in NFL history in receiving yards, with 27 yds. at Min. (9/23/12), surpassing WR Tim Brown.
- With 36 yds. at NE (12/16/12), Moss reached 15,220 rec. yds. and moved into 3rd place all-time in NFL history, passing WR Isaac Bruce.
- Tallied 1,000+ yds. rec. in 10 seasons and has caught 10 or more TD passes in nine seasons. Moss is the only player in NFL history to record 1,000+ yds. rec. in each of his first six NFL seasons.
- Recorded his 100th career TD recept. while playing in his 132nd career game at SF (10/8/06). Moss and WR Jerry Rice (100 TDs in 120 games) are the only two players in NFL history to record 100 TD receipts. in fewer than 140 NFL games.



ALL-TIME NFL RECEIVING TOUCHDOWNS	
Player	TDs
1. Jerry Rice (1985-04)	197
2. Randy Moss (1998-12)	156
3. Terrell Owens (1996-10)	153
4. Cris Carter (1987-02)	130
5. M. Harrison (1996-08)	128

ALL-TIME NFL RECEIVING YARDS	
Player	Yds.
1. Jerry Rice (1985-04)	22,895
2. Terrell Owens (1996-10)	15,934
3. Randy Moss (1998-12)	15,292
4. Isaac Bruce (1998-09)	15,208
5. Tim Brown (1988-04)	14,934

- Caught 3 or more TD passes in a game 9 times, including a career-high 4 TD receipts. at Buf. (11/18/07).
- Caught 154th career TD pass at GB (9/9/12), putting him in 2nd place in NFL history with TD receipts. TD at GB was also his 70th career red zone TD, 5th most in NFL history.
- Named the Most Outstanding Player of the 2002 Pro Bowl after setting records for catches (9) and rec. yds. (212), along with scoring the final TD in a 51-31 NFC win.
- Recorded a 47-yd. TD recept. at Arz. (10/29), marking his 2nd rec. TD of the season and 155th of his career. It was his 156th overall TD, tying WR Terrell Owens for 4th most in NFL history.
- Led the NFL in rec. TDs in 1998, 2000, 2003, 2007 and tied for the lead in 2009. He led the NFC in rec. yds. in 1999 (1,413) and 2002 (1,347). He also led the NFC in receipts. in 2002 (106) and ranked 2nd in 2003 (111).

ALL-TIME RECEIVING TOUCHDOWN IN RED ZONE	
Player	TDs
1. Tony Gonzalez (1997-12)	78
2t. Cris Carter (1987-02)	72
Terrell Owens (1996-10)	72
4. Marvin Harrison (1996-08)	71
5. Randy Moss (1998-12)	70

MOST TOUCHDOWNS IN NFL HISTORY	
Player	TDs
1. WR Jerry Rice	208
2. RB Emmitt Smith	175
3. RB LaDainian Tomlinson	162
4. WR Randy Moss	157
5. WR Terrell Owens	156

MOSS' GAME-BY-GAME

2012									
Date	Opp	W/L	P/S	Rec	Yds	Avg	Lg	TD	
Sep 9	at GB	W	1/0	4	47	11.8	20	1	
Sep 16	Det	W	1/0	1	14	14.0	14	0	
Sep 23	at Min	L	1/1	3	27	9.0	12	0	
Sep 30	at NYJ	W	1/0	0	0	-	-	0	
Oct 7	Buf	W	1/0	1	11	11.0	11	0	
Oct 14	NYG	L	1/0	2	75	37.5	55	0	
Oct 18	Sea	W	1/0	1	14	14.0	14	0	
Oct 29	at Arz	W	1/0	1	47	47.0	47t	1	
Nov 11	StL	T	1/0	2	19	9.5	13	0	
Nov 19	Chi	W	1/0	1	12	12.0	12	0	
Nov 25	at NO	W	1/0	0	0	-	-	0	
Dec 2	at StL	L	1/0	3	30	10.0	16	0	
Dec 9	Mia	W	1/0	2	30	15.0	17	0	
Dec 16	at NE	W	1/1	2	36	18.0	24t	1	
Dec 23	at Sea	L	1/0	3	44	14.7	25	0	
Dec 30	Arz	W	1/0	2	28	14.0	20	0	
TOTALS			16/2	28	434	15.5	55	3	

2012 Postseason									
Date	Opp	W/L	P/S	Rec	Yds	Avg	Lg	TD	
Jan 12	GB	W	1/1	2	25	12.5	13	0	
Jan 20	at Atl	W	1/1	3	46	15.3	21	0	
Feb 3	Bal								
TOTALS			2/2	5	71	14.2	21	0	



// 2012 HIGHLIGHTS

- Made 49ers debut at GB (9/9) tallied 4 receipts. for 47 yds. and 1 TD. His receipt. was the 154th career rec. TD, putting him in 2nd place all-time in NFL history behind WR Jerry Rice (197).
- TD receipt. at GB (9/9) was his 70th career red zone TD, the 5th most in NFL history.
- Started first game with SF at Min. (9/23) and caught 3 passes for 27 yds., passing WR Tim Brown and moving into 4th place in all-time NFL receiving yds.
- Became 4th player in NFL history to reach 15,000 career receiving yards, hitting milestone on 55-yd. receipt. vs. NYG (10/14).
- Recorded a 47-yd. TD receipt. at Arz. (10/29), marking his 2nd TD of the season and 155th of his career. It was his 156th overall TD, tying WR Terrell Owens for 4th most in NFL history.
- Caught 2 passes for 36 yds. and 1 TD at NE (12/16), giving him 157 total TDs, the 4th most in NFL history. It put Moss at 15,220 career receiving yds., surpassing WR Isaac Bruce for 3rd most all-time in NFL history.

// GOLDMINE

- Moss' business interests include several franchises of Inta Juice, a Colorado-based juice bar chain, and Moss Motorsports LLC, a NASCAR team that competes in the Craftsman Truck Series.
- In the Spring of 2008, Moss was honored with a limited-edition envelope produced by the U.S. Postal Service and distributed at post offices in Charleston, WV. The envelope was unveiled at a ceremony where Moss was honored for his commitment to the children of his home state.



MOSS' CAREER STATISTICS

YEAR	TEAM	GP	GS	RECEIVING					RUSHING				
				NO	YDS	AVG	LG	TD	ATT	YDS	AVG	LG	TD
1998	MIN	16	11	69	1,313	19.0	61t	17	1	4	4.0	4	0
1999	MIN	16	16	80	1,413	17.7	67t	11	4	43	10.8	15	0
2000	MIN	16	16	77	1,437	18.7	78t	15	3	5	1.7	9	0
2001	MIN	16	16	82	1,233	15.0	73t	10	3	38	12.7	18	0
2002	MIN	16	16	106	1,347	12.7	60	7	6	51	8.5	25	0
2003	MIN	16	16	111	1,632	14.7	72	17	6	18	3.0	11	0
2004	MIN	13	13	49	767	15.7	82t	13	0	0	–	–	0
2005	OAK	16	15	60	1,005	16.8	79	8	0	0	–	–	0
2006	OAK	13	13	42	553	13.2	51	3	0	0	–	–	0
2007	NE	16	16	98	1,493	15.2	65t	23	0	0	–	–	0
2008	NE	16	16	69	1,008	14.6	76t	11	2	0	0.0	2	0
2009	NE	16	16	83	1,264	15.2	71t	13	0	0	–	–	0
2010	NE/MIN/TEN	16	11	28	393	14.0	37t	5	0	0	–	–	0
2011	Out of Football	–	–	–	–	–	–	–	–	–	–	–	–
2012	SF	16	2	28	434	15.5	55	3	0	0	–	–	0
TOTALS		218	193	982	15,292	15.6	82t	156	25	159	6.4	25	0

PLAYOFFS

YEAR	TEAM	GP	GS	RECEIVING					RUSHING				
				NO	YDS	AVG	LG	TD	ATT	YDS	AVG	LG	TD
1998	MIN	2	2	10	148	14.8	45	2	0	0	–	–	0
1999	MIN	2	2	14	315	22.5	58t	3	0	0	–	–	0
2000	MIN	2	2	4	139	34.8	68t	2	0	0	–	–	0
2004	MIN	2	2	7	121	17.3	34t	2	0	0	–	–	0
2007	NE	3	3	7	94	13.4	18	1	1	14	14.0	14	0
2009	NE	1	1	5	48	9.6	19	0	0	0	–	–	0
2012	SF	2	2	5	71	14.2	21	0	0	0	–	–	0
TOTALS		14	14	52	936	18.0	68t	10	1	14	14.0	14	0

Additional Statistics:

Punt Returns – 18: 1998 (1); 1999 (17)

Punt Return Yards – 162: 1998 (0); 1999 (162)

Punt Return TDs – 1: 1999 (1)

Fumbles – Lost – 16–10: 2–1 in 1998, 3–3 in 1999, 2–0 in 2000, 1–1 in 2002, 1–1 in 2003, 1–1 in 2004, 3–2 in 2008, 2–1 in 2009, 1–0 in 2012

Passing – 8–4–106–1–2 TDs: 1999 (1–1–27–0–1 TD); 2002 (3–1–13–0–1 TD); 2003 (0–1–0–0–0 TD); 2004 (2–1–37–1–1 TD)

Kickoff Returns – 2: 2002 (1); 2003 (1)

Kickoff Return Yards – 33: 2002 (11); 2003 (22)

Milestones:

NFL Debut: vs. TB (9/6/98); **First Start:** at Chi. (9/27/98); **First Reception:** vs. TB (9/6/98 – 11–yd. pass from QB Brad Johnson); **First TD Reception:** vs. TB (9/6/98 – 48–yd. pass from QB Brad Johnson); **First INT:** at Den. (10/11/09 – QB Kyle Orton); **100–yd. Games:** 64, Last vs. Ind. (11/15/09 – 179 yds.); **200–yd. Games:** 1, at Chi. (11/14/99 – 204 yds.); **1,000–yd. Seasons:** 10, Last in 2009 (1,264)

MOSS' CAREER HIGHS

Receptions: Regular Season – 12 (2 times) Last vs. Buf (9/14/09);

Postseason – 9 at StL (1/16/00)

Receiving Yards: Regular Season – 204 at Chi. (11/14/99); Postseason – 188 at StL (1/16/00)

Long Reception: 82t at Det. (12/9/04)

TD Receptions: Regular Season – 4 at Buf (11/18/07); Postseason – 2 (3 times) Last at GB (1/9/05)

Rushes: 2 (2 times) Last at Chi. (12/14/03)

Rushing Yards: 25 at NO (12/15/02)

Long Rush: 25 at NO (12/15/02)

// TRANSACTIONS

Originally selected in the 1st-round (21st overall) by Min. in the 1998 NFL Draft...Signed an eight-year contract on 7/25/01...Traded to Oak. on 3/2/05...Traded to NE on 4/29/07...Declared a free agent on 2/29/08...Signed a three-year unrestricted free agent contract with NE on 3/3/08...Traded to Min. on 10/6/10...Released by Min. on 11/2/10...Acquired off of waiver by Ten. on 11/3/10...Declared a free agent on 7/25/11...Retired from the NFL on 8/1/11...Signed a one-year contract with SF on 3/12/12.

// AWARDS & HONORS

1998: AP First-Team All-Pro, NFC Pro Bowl, AP Offensive Rookie of the Year, Rookie of the Year by *Sports Illustrated*, *The Sporting News* and *Pro Football Weekly*, PFWA NFC Rookie of the Year, All-Rookie by *Pro Football Weekly*, All-Pro by *Sports Illustrated*, *The Sporting News* and *USA Today*, *Pro Football Weekly* All-NFC, NFL Offensive Rookie of the Month (November), NFC Offensive Player of the Week (Week 12 & 13)

1999: NFC Pro Bowl, All-Pro by *USA Today*, NFC Offensive Player of the Week (11/14)

2000: AP First-Team All-Pro, NFC Pro Bowl

2001: NFC Offensive Player of the Week (Week 10)

2002: NFC Pro Bowl, Pro Bowl Most Outstanding Player

2003: AP First-Team All-Pro, NFC Pro Bowl

2007: AP First-Team All-Pro, NFC Pro Bowl, AFC Offensive Player of the Month (November), AFC Offensive Player of the Week (Week 9 & 11)

// 2011

- Did not play in the NFL.

// 2010 (New England/Minnesota/Tennessee)

- Played in all 16 games (11 starts) and recorded 28 receptions for 393 yds. and 5 TDs.
- Became only the fourth player in NFL history to reach 150 career TDs after connecting on a 34-yd., one-handed grab in the end zone from QB Tom Brady at NYJ (9/19).
- Became only the second player in NFL history to reach 150 rec. TDs after hauling in 2 TD receipts vs. Buf. (9/26). He finished the day with 42 yds., moving into 5th place on the all-time NFL rec. list with 14,604 career yds.

// 2009 (NEW ENGLAND)

- Started in all 16 games and finished with 83 receptions for 1,264 yds. and 13 TDs. Moss' 13 TDs ranked 2nd in franchise history to the NFL-record (23) he set in 2007.
- Became the seventh player in NFL history to reach 14,000 rec. yds. and became the 11th player to reach the 900 career receipts milestone.
- Reached 1,000 rec. yds. for the 10th time in his career. He joined WR Jerry Rice as the only players in NFL history to record 10 seasons of 1,000+ rec. yds.
- Posted 2 or more TDs in three games in 2009, for a career total of 35 multi-TD games, good for 2nd all-time behind WR Jerry Rice (44).
- Scored on 4 TDs of 40+ yds. during the season with a 40-yd. TD vs. Ten. (10/18), 71-yd. TD vs. Mia. (11/8), 63-yd. TD at Ind. (11/15) and a 58-yd. TD at Mia. (12/6).

- Grabbed his first career INT at Den. (10/11) on the final play of the first half, hauling in a QB Kyle Orton Hail Mary pass lining up as deep safety.
- Caught a 55-yd. recept. along with a 63-yd. TD recept. from QB Tom Brady at Ind. (11/5). It marked the fourth time in his career he recorded two or more 50-yd. receipts. in the same game.

// 2008 (NEW ENGLAND)

- Started all 16 games and tallied 69 receipts. for 1,008 rec. yds. and 11 TDs. His 11 TDs led the AFC and t-3rd in the NFL.
- On opening day vs. KC (9/7), Moss connected on 6 receipts. for 116 yds. and 1 TD.
- Registered his 30th career multi-TD game vs. Den. (10/20), hauling in 5 catches for 69 yds. and 2 TDs.
- Tallied his 800th career recept. on a 10-yd. pass from QB Matt Cassel vs. StL (10/26), becoming the 20th player in NFL history to reach the milestone and the 5th fastest to reach that mark.
- With 0:01 remaining vs. NYJ (11/13), Moss made a diving catch in the end zone for a 16-yd. TD recept. from Cassel to send the game into overtime.
- Recorded his fifth career game with 3 or more TD receipts. at Mia. (11/23), connecting on 8 receipts. for 125 yds. and 3 TDs. Moss moved ahead of WR Cris Carter (131 TDs) and into 3rd place on the all-time NFL TD receipts. list with 132 TDs.
- Recorded a 76-yd. TD recept. from Cassel on the first play from scrimmage of the second half vs. Arz (12/21).

// 2007 (NEW ENGLAND)

- Selected to his sixth Pro Bowl while earning a spot on the AP All-Pro team. Moss broke the NFL all-time single-season TD record, passing WR Jerry Rice (22 TDs in 1987) with his 23rd TD catch of the season at NYG (12/29).
- Started all 16 games and recorded 98 receipts. for a franchise-high 1,493 yds.
- In his Patriots debut at NYJ (9/9), Moss tallied 9 receipts. for 183 yds, marking the team's third most rec. yds. in a game. Moss also connected on a 51-yd. TD recept. from QB Tom Brady.
- Racked up a team-high 105 rec. yds. with a pair of TDs, a 23-yd. and a 24-yd. score vs. SD (9/16).
- Collected 102 yds. on 9 receipts. at Cin. (10/1), becoming the first player in NFL history to notch four straight 100+ yd. rec. games in the first four games with a new team.
- Hauled in a 6-yd. TD pass from Brady at Dal. (10/14) for his eighth TD recept. of the season, becoming the first Patriot since TE Ben Coates (1997) to notch 8 or more TD catches in a single season.
- Pulled in his sixth, 100+ yd. rec. game at Ind. (11/4), recording 145 yds. on 9 catches in 24-20 come-from-behind win.
- Set a single-game career high and franchise record for TD receipts. with 4, all coming in the first half at Buf. (11/18). He also became just the fifth player in NFL history to grab 4 TD receipts. in the first half of a game.
- Hauled in his 17th TD recept. on a game-tying, 3-yd. pass in a 27-24 comeback win at Bal. (12/3).
- Threw a lateral pass crossfield to QB Tom Brady that resulted in a 56-yd. WR Jabar Gaffney TD recept. vs. Pit. (12/9).
- Moved into 10th place on the all-time NFL TD list (124) on a 4-yd. TD pass from Brady at NYG (12/29).
- Made 5 catches for 62 yds. and 1 TD vs. NYG in Super Bowl XLII (2/3), including a go-ahead 6-yd. TD recept. late in the 4th qtr.

// 2006 (OAKLAND)

- Started 13 games and logged 42 catches for 553 yds. and 3 TDs.
- Moved to 5th place in NFL all-time career TD receipts. (100) after connecting with QB Andrew Walter on a 22-yd. pass. at SF (10/8).
- Caught a 5-yd. TD pass from Walter vs. Cle. (10/1) for his 100th career TD.
- Recorded 5 catches for 52 yds. vs. SF (10/8) and hauled in his 100th career TD receipt.
- Caught 2 passes for 28 yds. vs. Cin. (12/10) before leaving the game with an ankle injury that caused him to miss the final three games.

// 2005 (OAKLAND)

- Played in all 16 games (15 starts) and led the team in rec. yds. (1,005) and rec. TDs (8).
- Recorded 116 rec. yds. in his Raiders debut at NE (9/8), including a 73-yd. TD receipt. by QB Kevin Collins in the 2nd qtr.
- Caught 4 passes for 123 yds. averaging 30.8 yds. per grab vs. Dal. (10/2).
- Topped 10,000 career yds. from scrimmage at SD (12/4) after recording 74 rec. yds.
- Posted his fourth, 100+ yd. rec. game of the season with 7 receipts. for 116 yds., and a season-high 2 TDs vs. NYG (12/31).

// 2004 (MINNESOTA)

- Started 13 games, finishing the season with 49 catches for 767 yds. and 13 TDs.
- Caught 5 passes for 90 yds. and 2 TDs at Hou. (10/10), marking his second consecutive game with multiple TDs (2 TDs vs. Chi. on 9/26).
- Recorded 4 passes for 102 yds. and a TD at Det. (12/19). His TD receipt. came on an 82-yd. pass from QB Daunte Culpepper, the longest receipt. of his career.
- Caught a pair of TD passes in the NFC Wild Card playoff win at GB (1/9), tying the Vikings single-game playoff record.

// 2003 (MINNESOTA)

- Selected to the Pro Bowl for the fifth time, setting career-highs with 111 receipts. and 1,632 rec. yds., while tying a then career-high 17 TD receipts.
- Ranked 2nd in the NFL in receipts. (111) and rec. yds. (1,632), trailing only WR Torry Holt in both categories.
- Set a Vikings record for fewest games needed to reach 1,000 yds. rec., accomplishing the feat in 10 games.
- Tied Vikings record with four straight games over 100+ yds. rec., matching his own record (2000) along with WRs Jake Reed and Cris Carter.
- Hauled in a season-long 72-yd. pass from QB Daunte Culpepper at Det. (9/21).
- Recorded a season-best 172 rec. yds. and caught 3 TDs vs. SF (9/28), marking his fifth career game with 3 TD catches.
- Notched a season-high 11 catches and topped the 100-yd. mark with 120 rec. yds. at SD (11/9).

// 2002 (MINNESOTA)

- Selected to his fourth Pro Bowl and ranked 1st in the NFC in receipts. (106) and rec. yds. (1,347).
- Caught a season-high 11 passes for 111 yds. and a TD vs. Buf. (9/15).
- Posted a season-best 134 rec. yds. on 9 catches vs. Atl. (12/1).
- Tied a season high with 11 receipts. and 2 TDs at NO (12/15), as well as a career-long 25-yd. run.
- Caught a season-long 60-yd. pass and threw a 13-yd. pass to WR D'Wayne Bates vs. Mia. (12/21).

// 2001 (MINNESOTA)

- Started all 16 games and had 82 receipts. for 1,233 yds. and 10 TDs.
- Named NFC Offensive Player of the Week for his performance on MNF, hauling in a season-high 10 catches for 171 yds. and 3 TDs vs. NYG (11/19).

// 2000 (MINNESOTA)

- Earned his third straight trip to the Pro Bowl, started all 16 games and catching 77 passes for a career-high 1,437 yds. and 15 TDs. His 15 TDs were the second highest total of his career and led the NFL for the second time in his first three seasons.
- Tallied 100+ yds. rec. in eight games, breaking his old mark of seven in 1999.
- Tied a then-team record for fewest games needed to reach 1,000 rec. yds. in a season with 11.
- Caught a season-high 7 receipts. for 168 yds. and 3 TDs at Det. (10/1).
- Tied a team record with his fourth straight 100+ yd. game, connecting on 7 receipts. for 144 yds. and 2 TDs at Dal. (11/23).
- Tallied a pair of catches for 121 yds. and 2 TDs in the NFC Divisional Round playoffs vs. NO (1/6).

// 1999 (MINNESOTA)

- Selected to the Pro Bowl for the second straight season after recording 80 receipts. for a then-franchise record 1,413 yds. and 11 TDs.
- Set a new Vikings record for 100-yd. rec. games in a season with seven.
- Named NFC Offensive Player of the Week at Chi. (11/14) after recording career-highs with 12 catches for 204 yds. His 204 yds. rec. were the second-most in Vikings history behind WR Sammy White's 210 vs. Det. (11/176).
- Returned a punt 64 yds. for a TD at KC (12/12).
- Threw his first career TD pass, a 27-yd. strike to WR Cris Carter at NYG (12/26).
- Registered 127-yds rec. on 5 receipts. in NFC Wild Card playoffs vs. Dal. (1/9).
- Notched a 188-yd. rec. day in the NFC Divisional Round playoffs at StL (1/16) and caught a 58-yd. TD pass, the third-longest pass play in Vikings playoff history at the time.

// 1998 (MINNESOTA)

- Earned a trip to the Pro Bowl after posting 17 TD catches, which set a new NFL record for TD receipts. by a rookie, and tied a Vikings single-season record. His 17 TD receipts. also ranked first in the NFL on the season.
- Set a team record for most games with a TD catch (11) in a season, and tied a Vikings record for most consecutive games (7) with a TD receipt.
- Made his NFL debut vs. TB (9/6), recording 4 catches for 95 yds. and 2 TDs.
- Collected his first 100-yd. rec. day of his career on MNF, pulling in 5 receipts. for 190 yds. and 2 TDs at GB (10/5).
- Earned Player of the Week accolades with 8 catches for 153 yds. and a TD vs. GB (11/22), .
- Tied the franchise record for TD catches in a game by a rookie (3) at Dal. (11/26).
- Set a team record as the first Viking to catch 3 TDs in back-to-back games, after recording 3 TDs vs. Chicago (12/6) and the previous week at Dal. (11/26).



// COLLEGE

Moss proved to be one of the most productive receivers in NCAA history in two seasons at Marshall (1996-97), where he was selected as a consensus first-team All-American both years. He caught 168 passes for 3,467 yds. and 53 TDs with the Thundering Herd. Moss received the 1997 Fred Biletnikoff Award and finished 4th in the 1997 Heisman Trophy voting. He totaled 90 receipts. for 1,647 yds. and 25 TDs in 1997, as the Thundering Herd won the MAC championship in its inaugural season in Division I-A. His 25 rec. TDs broke the NCAA Division I single season record of 23. In 1996, Moss recorded 78 receipts. for 1,709 yds. and 28 TDs. His team ended that season claiming the national championship, Marshall's final season in Division I-AA.


// PERSONAL

- Earned all-state honors at DuPont (Rand, WV) HS, where he was awarded West Virginia High School Football Player of the Year as a senior and was twice selected the state's Basketball Player of the Year.
- Lettered three times in basketball and football and lettered in both baseball and track.
- Has a college football award named after him, the Randy Moss Award, which is presented annually to the top return man in college football based on a vote of Division I-A sports information directors.
- Established his own personal website, therealrandymoss.com.
- Born Randy G. Moss (2/13/77) in Rand, WV.
- Majored in business administration.

// INJURY REPORT

2004: Inactive (hamstring) at Ind. (11/8), at GB (11/14) and vs. Det. (11/21).

2006: Inactive (ankle) vs. StL (12/17), vs. KC (12/23) and at NYJ (12/31).



MOSS' GAME-BY-GAME

1998 (Minnesota)

Date	Opp	W/L	P/S	Rec	Yds	Avg	Lg	TD
Sep 6	TB	W	1/0	4	95	23.8	48t	2
Sep 13	at StL	W	1/0	6	89	14.8	27	0
Sep 20	Det	W	1/0	5	37	7.4	19	1
Sep 27	at Chi	W	1/1	2	52	26.0	44t	1
Oct 5	at GB	W	1/0	5	190	38.0	52t	2
Oct 18	Was	W	1/1	5	64	12.8	28	0
Oct 25	at Det	W	1/1	2	14	7.0	10	0
Nov 1	at TB	L	1/1	2	52	26.0	41	0
Nov 8	NO	W	1/0	1	6	6.0	6	0
Nov 15	Cin	W	1/1	4	99	24.8	61t	1
Nov 22	GB	W	1/1	8	153	19.1	49t	1
Nov 26	at Dal	W	1/1	3	163	54.3	56t	3
Dec 6	Chi	W	1/1	8	106	13.3	34t	3
Dec 13	at Bal	W	1/1	6	89	14.8	32	1
Dec 20	Jax	W	1/1	3	72	24.0	43t	1
Dec 26	at Ten	W	1/1	5	32	6.4	12	1
Totals			16/11	69	1313	19.0	61t	17

2000 (Minnesota)

Date	Opp	W/L	P/S	Rec	Yds	Avg	Lg	TD
Sep 3	Chi	W	1/1	4	89	22.3	66	0
Sep 10	Mia	W	1/1	6	87	14.5	23	1
Sep 17	at NE	W	1/1	2	20	10.0	13	0
Oct 1	at Det	W	1/1	7	168	24.0	61t	3
Oct 9	TB	W	1/1	5	118	23.6	42t	1
Oct 15	at Chi	W	1/1	4	29	7.3	13	1
Oct 22	Buf	W	1/1	5	110	22.0	39t	1
Oct 29	at TB	L	1/1	7	65	9.3	13	1
Nov 6	at GB	L	1/1	6	130	21.7	42	0
Nov 12	Ari	W	1/1	7	104	14.9	26	1
Nov 19	Car	W	1/1	5	106	21.2	36t	1
Nov 23	at Dal	W	1/1	7	144	20.6	52	2
Nov 30	Det	W	1/1	3	26	8.7	11	0
Dec 10	at StL	L	1/1	4	63	15.8	32t	1
Dec 17	GB	L	1/1	4	136	34.0	78t	1
Dec 24	at Ind	L	1/1	1	42	42.0	42t	1
Totals			16/16	77	1437	18.7	78t	15

1998 Postseason (Minnesota)

Date	Opp	W/L	P/S	Rec	Yds	Avg	Lg	TD
Jan 10	Ari	W	1/1	4	73	18.3	45	1
Jan 17	Atl	L	1/1	6	75	12.5	31t	1
Totals			2/2	10	148	14.8	45	2

2000 Postseason (Minnesota)

Date	Opp	W/L	P/S	Rec	Yds	Avg	Lg	TD
Jan 6	NO	W	1/1	2	121	60.5	68t	2
Jan 14	at NYG	L	1/1	2	18	9.0	13	0
Totals			2/2	4	139	34.8	68t	2

1999 (Minnesota)

Date	Opp	W/L	P/S	Rec	Yds	Avg	Lg	TD
Sep 12	at Atl	W	1/1	3	24	8.0	9	0
Sep 19	Oak	L	1/1	4	86	21.5	29	0
Sep 26	at GB	L	1/1	2	13	6.5	10t	1
Oct 3	TB	W	1/1	4	120	30.0	61t	2
Oct 10	Chi	L	1/1	8	122	15.3	27	0
Oct 17	at Det	L	1/1	10	125	12.5	36t	1
Oct 24	SF	W	1/1	1	24	24.0	24	0
Oct 31	at Den	W	1/1	3	39	13.0	23	0
Nov 8	Dal	W	1/1	6	91	15.2	47t	2
Nov 14	at Chi	W	1/1	12	204	17.0	44	0
Nov 28	SD	W	1/1	7	127	18.1	60	1
Dec 6	at TB	L	1/1	2	32	16.0	16	0
Dec 12	at KC	L	1/1	5	76	15.2	23	1
Dec 20	GB	W	1/1	5	131	26.2	57t	2
Dec 26	at NYG	W	1/1	3	44	14.7	25	0
Jan 2	Det	W	1/1	5	155	31.0	67t	1
Totals			16/16	80	1413	17.7	67t	11

2001 (Minnesota)

Date	Opp	W/L	P/S	Rec	Yds	Avg	Lg	TD
Sep 9	Car	L	1/1	1	28	28.0	28	0
Sep 23	at Chi	L	1/1	5	81	16.2	25	0
Sep 30	TB	W	1/1	5	86	17.2	39	0
Oct 7	at NO	L	1/1	4	48	12.0	29t	1
Oct 14	Det	W	1/1	6	78	13.0	19	0
Oct 21	GB	W	1/1	8	73	9.1	17	0
Oct 28	at TB	L	1/1	3	49	16.3	25t	1
Nov 11	at Phi	L	1/1	7	95	13.6	29t	1
Nov 19	NYG	W	1/1	10	171	17.1	57t	3
Nov 25	Chi	L	1/1	4	25	6.3	10	0
Dec 2	at Pit	L	1/1	8	144	18.0	62	1
Dec 9	Ten	W	1/1	7	158	22.6	73t	1
Dec 16	at Det	L	1/1	7	144	20.6	66t	2
Dec 23	Jac	L	1/1	3	34	11.3	14	0
Dec 30	at GB	L	1/1	2	10	5.0	7	0
Jan 7	at Bal	L	1/1	2	9	4.5	7	0
Totals			16/16	82	1233	15.0	73t	10

1999 Postseason (Minnesota)

Date	Opp	W/L	P/S	Rec	Yds	Avg	Lg	TD
Jan 9	Dal	W	1/1	5	127	25.4	58t	1
Jan 16	at StL	L	1/1	9	188	20.9	44t	2
Totals			2/2	14	315	22.5	58t	3

2002 (Minnesota)

Date	Opp	W/L	P/S	Rec	Yds	Avg	Lg	TD
Sep 8	at Chi	L	1/1	6	58	9.7	33t	1
Sep 15	Buf	L	1/1	11	111	10.1	31	1
Sept 22	Car	L	1/1	4	16	4.0	6	0
Sep 29	at Sea	L	1/1	6	50	8.3	16	0
Oct 13	Det	W	1/1	9	83	9.2	25	0
Oct 20	at NYJ	L	1/1	4	86	21.5	46	0
Oct 27	Chi	W	1/1	9	119	13.2	39t	1
Nov 3	at TB	L	1/1	4	41	10.3	20	0
Nov 10	NYG	L	1/1	3	85	28.3	48	0
Nov 17	GB	W	1/1	6	115	19.2	41	1
Nov 24	at NE	L	1/1	8	92	11.5	19	0
Dec 1	Atl	L	1/1	9	134	14.9	40	0
Dec 8	at GB	L	1/1	3	25	8.3	15	1
Dec 15	at NO	W	1/1	11	113	10.3	33t	2
Dec 21	Mia	W	1/1	7	110	15.7	60	0
Dec 29	at Det	W	1/1	6	109	18.2	56	0
Totals			16/16	106	1347	12.7	60	7

MOSS' GAME-BY-GAME

2003 (Minnesota)

Date	Opp	W/L	P/S	Rec	Yds	Avg	Lg	TD
Sep 7	at GB	W	1/1	9	150	16.7	27	1
Sep 14	Chi	W	1/1	4	27	6.8	16	0
Sep 21	at Det	W	1/1	3	85	28.3	72	0
Sep 28	SF	W	1/1	8	172	21.5	59t	3
Oct 5	at Atl	W	1/1	5	81	16.2	32t	2
Oct 19	Den	W	1/1	10	151	15.1	44	0
Oct 26	NYG	L	1/1	7	125	17.9	35	2
Nov 2	GB	L	1/1	6	87	14.5	43t	1
Nov 9	at SD	L	1/1	11	120	10.9	23	1
Nov 16	at Oak	L	1/1	4	25	6.3	12	0
Nov 23	Det	W	1/1	5	56	11.2	27	0
Nov 30	at StL	L	1/1	10	160	16.0	23	1
Dec 7	Sea	W	1/1	8	133	16.6	47t	2
Dec 14	at Chi	L	1/1	9	93	10.3	19	1
Dec 20	KC	W	1/1	7	111	15.9	30t	2
Dec 28	at Ari	L	1/1	5	56	11.2	28	1
Totals			16/16	111	1632	14.7	72	17

2004 (Minnesota)

Date	Opp	W/L	P/S	Rec	Yds	Avg	Lg	TD
Sep 12	Dal	W	1/1	4	27	6.8	13	2
Sep 20	at Phi	L	1/1	8	69	8.6	22	1
Sep 26	Chi	W	1/1	7	119	17.0	44	2
Oct 10	at Hou	W	1/1	5	90	18.0	50t	2
Oct 17	at NO	W	1/1	2	89	44.5	46	1
Oct 24	Ten	W	1/1	0	0	—	—	0
Oct 31	NYG	L	1/1	0	0	—	—	0
Nov 8	at Ind	L	—	—	—	—	—	—
Nov 14	at GB	L	—	—	—	—	—	—
Nov 21	Det	W	—	—	—	—	—	—
Nov 28	Jac	W	1/1	4	40	10.0	15	1
Dec 5	at Chi	L	1/1	4	31	7.8	13	0
Dec 12	Sea	L	1/1	4	104	26.0	54	1
Dec 19	at Det	W	1/1	4	102	25.5	82t	1
Dec 24	GB	L	1/1	2	30	15.0	18	1
Jan 2	at Was	L	1/1	5	66	13.2	28t	1
Totals			13/13	49	767	15.7	82t	13

2004 Postseason (Minnesota)

Date	Opp	W/L	P/S	Rec	Yds	Avg	Lg	TD
Jan 9	at GB	W	1/1	4	70	17.5	34t	2
Jan 16	at Phi	L	1/1	3	51	17.0	21	0
Totals			2/2	7	121	17.3	34t	2

2005 (Oakland)

Date	Opp	W/L	P/S	Rec	Yds	Avg	Lg	TD
Sep 8	at NE	L	1/1	5	130	26.0	73t	1
Sep 18	KC	L	1/1	5	127	25.4	64t	1
Sep 25	at Phi	L	1/1	5	86	17.2	31	0
Oct 2	Dal	W	1/1	4	123	30.8	79	0
Oct 16	SD	L	1/1	0	0	—	—	0
Oct 23	Buf	W	1/0	3	43	14.3	22t	1
Oct 30	at Ten	W	1/1	3	26	8.7	13	0
Nov 6	at KC	L	1/1	1	7	7.0	7t	1
Nov 13	Den	L	1/1	6	87	14.5	29t	1
Nov 20	at Was	W	1/1	3	40	13.3	26	0
Nov 27	Mia	L	1/1	3	28	9.3	18	0
Dec 4	at SD	L	1/1	7	74	10.6	24	0
Dec 11	at NYJ	L	1/1	2	18	9.0	10	0
Dec 18	Cle	L	1/1	1	28	28.0	28t	1
Dec 24	at Den	L	1/1	5	72	14.4	24	0
Dec 31	NYG	L	1/1	7	116	16.6	44t	2
Totals			16/15	60	1005	16.8	79	8

2006 (Oakland)

Date	Opp	W/L	P/S	Rec	Yds	Avg	Lg	TD
Sep 11	SD	L	1/1	4	47	11.8	20	0
Sep 17	at Bal	L	1/1	2	32	16.0	16	0
Oct 1	Cle	L	1/1	1	5	5.0	5t	1
Oct 8	at SF	L	1/1	5	52	10.4	22t	1
Oct 15	at Den	L	1/1	5	86	17.2	51	0
Oct 22	Ari	W	1/1	7	129	18.4	32t	1
Oct 29	Pit	W	1/1	2	20	10.0	11	0
Nov 6	at Sea	L	1/1	6	76	12.7	18	0
Nov 12	Den	L	1/1	1	8	8.0	8	0
Nov 19	at KC	L	1/1	0	0	—	—	0
Nov 26	at SD	L	1/1	3	26	8.7	14	0
Dec 3	Hou	L	1/1	4	44	11.0	21	0
Dec 10	at Cin	L	1/1	2	28	14.0	16	0
Dec 17	StL	L	—	—	—	—	—	—
Dec 23	KC	L	—	—	—	—	—	—
Dec 31	at NYJ	L	—	—	—	—	—	—
Totals			13/13	42	553	13.2	51	3

2007 (New England)

Date	Opp	W/L	P/S	Rec	Yds	Avg	Lg	TD
Sep 9	at NYJ	W	1/1	9	183	20.3	51t	1
Sep 16	SD	W	1/1	8	105	13.1	24t	2
Sep 23	Buf	W	1/1	5	115	23.0	45t	2
Oct 1	at Cin	W	1/1	9	102	11.3	20	2
Oct 7	Cle	W	1/1	3	46	15.3	20	0
Oct 14	at Dal	W	1/1	6	59	9.8	14	1
Oct 21	at Mia	W	1/1	4	122	30.5	50t	2
Oct 28	Was	W	1/1	3	47	15.7	35	1
Nov 4	at Ind	W	1/1	9	145	16.1	55	1
Nov 18	at Buf	W	1/1	10	128	12.8	43t	4
Nov 25	Phi	W	1/1	5	43	8.6	11	0
Dec 3	at Bal	W	1/1	4	34	8.5	19	1
Dec 9	Pit	W	1/1	7	135	19.3	63t	2
Dec 16	NYJ	W	1/1	5	79	15.8	46	0
Dec 23	Mia	W	1/1	5	50	10.0	16	2
Dec 29	at NYG	W	1/1	6	100	16.7	65t	2
Totals			16/16	98	1493	15.2	65t	23

2007 Postseason (New England)

Date	Opp	W/L	P/S	Rec	Yds	Avg	Lg	TD
Jan 12	Jax	W	1/1	1	14	14.0	14	0
Jan 20	SD	W	1/1	1	18	18.0	18	0
Feb 3	NYG	L	1/1	5	62	12.4	18	1
Totals			3/3	7	94	13.4	18	1

2008 (New England)

Date	Opp	W/L	P/S	Rec	Yds	Avg	Lg	TD
Sep 7	KC	W	1/1	6	116	19.3	51	1
Sep 14	at NYJ	W	1/1	2	22	11.0	14	0
Sep 21	Mia	L	1/1	4	25	6.3	7	0
Oct 5	at SF	W	1/1	5	111	22.2	66t	1
Oct 12	at SD	L	1/1	3	26	8.7	15	0
Oct 20	Den	W	1/1	5	69	13.8	27t	2
Oct 26	StL	W	1/1	7	102	14.6	30	0
Nov 2	at Ind	L	1/1	6	65	10.8	20	0
Nov 9	Buf	W	1/1	5	53	10.6	19	0
Nov 13	NYJ	L	1/1	3	26	8.7	16t	1
Nov 23	at Mia	W	1/1	8	125	15.6	29t	3
Nov 30	Pit	L	1/1	4	45	11.3	27	0
Dec 7	at Sea	W	1/1	3	56	18.7	33	0
Dec 14	at Oak	W	1/1	5	67	13.4	20t	2
Dec 21	Ari	W	1/1	2	87	43.5	76t	1
Dec 28	at Buf	W	1/1	1	13	13.0	13	0
Totals			16/16	69	1008	14.6	76t	11

MOSS' GAME-BY-GAME

2009 (New England)


Date	Opp	W/L	P/S	Rec	Yds	Avg	Lg	TD
Sep 14	Buf	W	1/1	12	141	11.8	31	0
Sep 20	at NYJ	L	1/1	4	24	6.0	9	0
Sep 27	Atl	W	1/1	10	116	11.6	21	0
Oct 4	Bal	W	1/1	3	50	16.7	20	1
Oct 11	at Den	L	1/1	1	36	36.0	36	0
Oct 18	Ten	W	1/1	8	129	16.1	40t	3
Oct 25	at TB	W	1/1	5	69	13.8	37	0
Nov 8	Mia	W	1/1	6	147	24.5	71t	1
Nov 15	at Ind	L	1/1	9	179	19.9	63t	2
Nov 22	NYJ	W	1/1	5	34	6.8	13	1
Nov 30	at NO	L	1/1	3	67	22.3	47	0
Dec 6	at Mia	L	1/1	2	66	33.0	58t	1
Dec 13	Car	W	1/1	1	16	16.0	16	0
Dec 20	at Buf	W	1/1	5	70	14.0	16	1
Dec 27	Jax	W	1/1	4	45	11.3	20	3
Jan 3	at Hou	L	1/1	5	75	15.0	41	0
Totals			16/16	83	1264	15.2	71t	13

2009 Postseason (New England)

Date	Opp	W/L	P/S	Rec	Yds	Avg	Lg	TD
Jan 10	Bal	L	1/1	5	48	9.6	19	0
Totals			1/1	5	48	9.6	19	0

2010 (New England/Minnesota/Tennessee)

Date	Opp	W/L	P/S	Rec	Yds	Avg	Lg	TD
Sep 12	Cin	W	1/1	5	59	11.8	32	0
Sep 19	at NYJ	L	1/1	2	38	19.0	34t	1
Sep 26	Buf	W	1/0	2	42	21.0	35t	2
Oct 4	at Mia	W	1/1	0	0	—	—	0
TRADED FROM NE TO MIN. ON 10/6								
Oct 11	at NYJ	L	1/1	4	81	20.3	37t	1
Oct 17	Dal	W	1/1	5	55	11.0	18	0
Oct 24	at GB	L	1/1	3	30	10.0	13	1
Oct 31	at NE	L	1/1	1	8	8.0	8	0
RELEASED BY MIN. ON 11/2; ACQUIRED OFF WAIVERS BY TEN. ON 11/3								
Nov 14	at Mia	L	1/1	1	26	26.0	26	0
Nov 21	Was	L	1/0	0	0	—	—	0
Nov 28	at Hou	L	1/1	3	23	7.7	14	0
Dec 5	Jax	L	1/1	1	13	13.0	13	0
Dec 9	Ind	L	1/0	0	0	—	—	0
Dec 19	Hou	W	1/0	0	0	—	—	0
Dec 26	at KC	L	1/0	0	0	—	—	0
Jan 2	at Ind	L	1/0	1	18	18.0	18	0
Totals			16/11	28	393	14.0	37t	5



TRENTON ROBINSON 30

SAFETY
5-9 | 193

MICHIGAN STATE | ROOKIE
BORN 2.16.90 | BAY CITY, MI
ACQUIRED D-6A IN '12
BAY CITY CENTRAL HS, BAY CITY, MI

A three-year starter at Michigan State, Trenton Robinson was elected team captain his senior year as the Spartans led the Big Ten and ranked 6th in the nation in total defense (277.4 yds./gm.). Robinson registered a career high 80 tackles and was named First-Team All-Big Ten, in 2011. He also led the Spartans with 4 INTs in each of his final two seasons.

// 2012 HIGHLIGHTS

- Made NFL debut at GB (9/9).

// GOLDMINE

- From an early age, Robinson found plenty of support around him growing up in Bay City, Michigan and during college at Michigan State. "I wouldn't be where I'm at without my family and friends in Bay City," Robinson said prior to draft day. "It's hard to get to this level, and you can't do it alone." When Robinson was in high school, his mother moved to San Antonio, Texas, as he stayed in Bay City to finish school. He moved in with his friends who opened their homes to him. "They've been phenomenal to me. They treated me like one of their own," Robinson said. He made sure to surround himself with honest and dependable people and found the entire community was on his side, encouraging him to make the most of the opportunity he was given. "I remember some of the older guys who maybe didn't go down the right path telling me, 'Don't try to be like me. Do your thing, Trenton.' It was like they were not going to let me steer off the path. I remember those talks, they meant a lot to me."
- Robinson's mother, Tammy Wilkins, trained in the military and gave her son a firm foundation as a child. She received daily progress reports from the school and would secretly peek in on his classroom during the day.

"They didn't have a lot of material things, but they were not going to lack in education," Heidtman said. "His mother insisted her son was going to put forth every effort into school and do the best he could do." Robinson was raised with eight siblings and many cousins. His mother, aunts and uncles taught him the importance of a tight-knit family. "We raise all of our children together, so they have a very strong family background," Wilkins said. "That's why Trenton has strong values and strong morals, and he brings out the greatness in his brothers and sisters."

ROBINSON'S GAME-BY-GAME

2012

Date	Opp	W/L	P/S	Tot	Sol	Ast	Sk	Yds	Int	Yds	PD	FF	FR	Yds
Sep 9	at GB	W	1/0	0	0	0	0.0	0.0	0	0	0	0	0	0
Sep 16	Det	W	1/0	0	0	0	0.0	0.0	0	0	0	0	0	0
Sep 23	at Min	L	1/0	0	0	0	0.0	0.0	0	0	0	0	0	0
Sep 30	at NYJ	W	-	-	-	-	INACTIVE	-	-	-	-	-	-	-
Oct 7	Buf	W	-	-	-	-	INACTIVE	-	-	-	-	-	-	-
Oct 14	NYG	L	-	-	-	-	INACTIVE	-	-	-	-	-	-	-
Oct 18	Sea	W	-	-	-	-	INACTIVE	-	-	-	-	-	-	-
Oct 29	at Arz	W	-	-	-	-	INACTIVE	-	-	-	-	-	-	-
Nov 11	StL	T	-	-	-	-	INACTIVE	-	-	-	-	-	-	-
Nov 19	Chi	W	-	-	-	-	INACTIVE	-	-	-	-	-	-	-
Nov 25	at NO	W	-	-	-	-	INACTIVE	-	-	-	-	-	-	-
Dec 2	at StL	L	-	-	-	-	INACTIVE	-	-	-	-	-	-	-
Dec 9	Mia	W	-	-	-	-	INACTIVE	-	-	-	-	-	-	-
Dec 16	at NE	W	-	-	-	-	INACTIVE	-	-	-	-	-	-	-
Dec 23	at Sea	L	-	-	-	-	INACTIVE	-	-	-	-	-	-	-
Dec 30	Arz	W	-	-	-	-	INACTIVE	-	-	-	-	-	-	-
TOTALS			3/0	0	0	0	0.0	0.0	0	0	0	0	0	0

2012 Postseason

Date	Opp	W/L	P/S	Tot	Sol	Ast	Sk	Yds	Int	Yds	PD	FF	FR	Yds
Jan 12	GB	W	-	-	-	-	INACTIVE	-	-	-	-	-	-	-
Jan 20	at Atl	W	-	-	-	-	INACTIVE	-	-	-	-	-	-	-
Feb 3	Bal													
TOTALS			0/0	0	0	0	0.0	0.0	0	0	0	0	0	0

ROBINSON'S CAREER STATISTICS

YEAR	TEAM	GP	GS	TACKLES				YDS	INT	YDS	INTERCEPTIONS			FUMBLES		
				TOT	SOL	AST	SACKS				LG	TD	PD	FF	FR	YDS
2012	SF	3	0	0	0	0	0.0	0.0	0	0	-	0	0	0	0	0
TOTALS		3	0	0	0	0	0.0	0.0	0	0	-	0	0	0	0	0

PLAYOFFS

YEAR	TEAM	GP	GS	TACKLES				YDS	INT	YDS	INTERCEPTIONS			FUMBLES		
				TOT	SOL	AST	SACKS				LG	TD	PD	FF	FR	YDS
2012	SF	0	0	0	0	0	0.0	0.0	0	0	-	0	0	0	0	0
TOTALS		0	0	0	0	0	0.0	0.0	0	0	-	0	0	0	0	0

Additional Statistics:

Special Teams Statistics: Regular Season – 1: 2012 (1)

Milestones:

NFL Debut: at GB (9/9/12)






// TRANSACTIONS

Originally the first of two 6th-round (180th overall) draft choices by SF in 2012.

// COLLEGE

Played in 46 games (32 starts) during his Spartans career, registering 229 tackles, 9 INTs, 2 TFLs and 12 PDs. In 2011, earned First-Team All-Big Ten honors and was elected team captain. Started all 14 games and led the Spartans with 4 INTs, while adding 80 tackles and 2 TFLs. Helped Michigan State rank 1st in the Big Ten and 6th in the nation in total defense (277.4 yds./gm.). As a junior, earned Second-Team All-Big Ten honors, notching 76 tackles, 4 INTs and 8 PDs. Was awarded the team's Outstanding Underclass Back Award. As a sophomore, played in 11 games (7 starts), recording 67 tackles, 1 INT and 2 PDs. In 2008, played in 8 games and tallied 6 tackles.

// PERSONAL

- Attended Bay City (MI) HS and was named to *Prep Star's* All-Midwest team, as a senior.
 - The three-year starter was also selected to *The Detroit News* and *Detroit Free Press* Dream Teams in 2007.
 - As a senior, recorded 45 tackles, 4 INTs, 2 FRs and 14 PDs on defense. Also rushed for 472 yds. and 5 TDs, while adding 16 receipts. for 238 yds. and 2 TDs.
 - Born Trenton Robinson (2/16/90) in Bay City, MI.
 - Majored in sociology.
- 



CARLOS ROGERS

22

CORNERBACK
6-0 | 192

AUBURN | 8TH YEAR
BORN 7.2.81 | AUGUSTA, GA
ACQUIRED FA IN '11
BUTLER HS, AUGUSTA, GA



Carlos Rogers brought veteran experience to the 49ers in 2011, after spending his first six NFL seasons as a member of the Washington Redskins. Rogers earned 2nd Team AP All-Pro honors and his first Pro Bowl selection as a starter in 2011, as he started every game, recording 57 tackles and six interceptions, which tied for second most interceptions in the NFL. The 49ers re-signed Rogers to a four-year contract on 3/16/12, through the 2015 season.

// 2012 HIGHLIGHTS

- Tallied 3 FRs this season, t-6th most in the NFL.
- Recorded first career sack in season opener at GB (9/9), taking down QB Aaron Rodgers on 3rd down in the 1st qtr.
- Recovered fumble by RB Toby Gerhart at Min. (9/23) in 4th qtr.
- Was part of defense that held NYJ (9/30) to 145 total yds. on offense and just 45 yds. rushing in 34-0 road win. The defensive unit recorded 3.0 sacks, 3 FRs and 1 TD.
- Scored 3rd career TD on a 51-yd. fumble return at NYJ (9/30), which was his 2nd FR of the game, also a career-high.
- Rogers and the 49ers secondary held Buf. (10/7) to 115 yds. passing in the 45-3 win.
- Played in his 100th NFL game vs. NYG (10/14) and registered 3 PDs.
- Was part of the defense that did not allow a TD in back-to-back games vs. Sea. (10/18) and at Arz. (10/29), limiting Sea. to only 2 FGs. and Arz. to 3 pts. It was part of a stretch where the 49ers defense did not allow a TD in 4 of 5 games, a first in franchise history.
- Rogers and the 49ers defense held Arz. (10/29) to just 7 yds. rushing, tying the fewest rushing yds. the 49ers have allowed in a single game in franchise history [7 at NO (10/1/72)], and the lowest rushing output allowed in any game during the entire 2012 NFL season.
- Part of defense that limited Chi. (11/19) to 143 yds. of total offense (85 rushing; 58 passing). The 143 yds. of total offense allowed was the 2nd lowest total in the NFL this season at that point, [Hou. allowed 117 yds. at Jax. (9/16)] and fewest given up by the 49ers since 1/3/10 (109 yds. at StL). The 58 passing yds. allowed by the 49ers defense are the fewest given up since 1/3/10 (22 yds. at StL).
- Hauled in his 1st INT of the season and 15th of his career in the 1st qtr. at NE (12/16), picking off QB Tom Brady and returning it a career long 63 yds. It marked Brady's 1st INT in 230 consec. attempts at home.
- Vs. Arz. (12/30), made his 100th NFL start and tallied 1 PD.

// GOLDMINE

- After graduating from high school, Carlos attended Hargrave Military Academy (VA) in 2000. Hargrave's Football program is not the simple route, but the path to success for many young men looking for stronger college qualifications and the opportunity to test their

football skills to the limit. "It opened up my eyes and I realized life shouldn't be all about football, but also about getting a good education," Carlos said. From learning how to march, to putting on a uniform, he experienced some military training and discipline every morning before class. "I lived in a dorm and for an hour of the day, we would march." His clothes, along with his bed sheets, needed to be neatly folded and placed at the foot of the bed every morning. "It was important for me to learn their ways. The instructor taught us how to clean our room, fold our clothes and clean dust from under our bed." Carlos believes the program helped him build a vastly stronger knowledge base and better self-discipline for further success at college. "It made college so much easier. You get a sense of what the military go through and I gained a lot of respect for them."

- One of the things Carlos misses most about his hometown of Augusta, GA, is the southern food. "Being from the South, I love soul food," said the veteran cornerback. Anything from collard greens, mac 'n' cheese, sweet corn bread and chicken, Carlos looks forward to his parents cooking every year during the holidays. For Thanksgiving, Carlos' parents whip up black eyed peas, pecan pie and sweet potato pie, his favorites. After re-signing with San Francisco in March 2012, Carlos is determined to find a restaurant that reminds him of his southern roots. "The one thing I miss most is soul food and if I find a place out here, they will see me a lot."

ROGERS' GAME-BY-GAME

2012

Date	Opp	W/L	P/S	Tot	Sol	Ast	Sk	Yds	Int	Yds	PD	FF	FR	Yds	
Sep 9	at GB	W	1/1	7	3	4	1.0	7.0	0	0	0	0	0	0	
Sep 16	Det	W	1/1	2	2	0	0.0	0.0	0	0	1	0	0	0	
Sep 23	at Min	L	1/1	2	2	0	0.0	0.0	0	0	0	0	1	11	
Sep 30	at NYJ	W	1/1	3	2	1	0.0	0.0	0	0	0	0	2	52	
Oct 7	Buf	W	1/1	2	2	0	0.0	0.0	0	0	0	0	0	0	
Oct 14	NYG	L	1/1	5	3	2	0.0	0.0	0	0	3	0	0	0	
Oct 18	Sea	W	1/1	5	4	1	0.0	0.0	0	0	0	0	0	0	
Oct 29	at Arz	W	1/1	7	6	1	0.0	0.0	0	0	0	0	0	0	
Nov 11	StL	T	1/1	8	6	2	0.0	0.0	0	0	0	0	0	0	
Nov 19	Chi	W	1/1	4	3	1	0.0	0.0	0	0	0	0	0	0	
Nov 25	at NO	W	1/1	2	1	1	0.0	0.0	0	0	0	0	0	0	
Dec 2	at StL	L	1/1	7	7	0	0.0	0.0	0	0	0	0	0	0	
Dec 9	Mia	W	1/1	3	2	1	0.0	0.0	0	0	0	0	0	0	
Dec 16	at NE	W	1/1	4	3	1	0.0	0.0	1	63	1	0	0	0	
Dec 23	at Sea	L	1/1	6	4	2	0.0	0.0	0	0	1	0	0	0	
Dec 30	Arz	W	1/1	2	2	0	0.0	0.0	0	0	1	0	0	0	
TOTALS				16/16	69	52	17	1.0	7.0	1	63	7	0	3	63

2012 Postseason

Date	Opp	W/L	P/S	Tot	Sol	Ast	Sk	Yds	Int	Yds	PD	FF	FR	Yds	
Jan 12	GB	W	1/1	2	2	0	0.0	0.0	0	0	0	0	0	0	
Jan 20	at Atl	W	1/1	4	4	0	0.0	0.0	0	0	1	0	0	0	
Feb 3	Bal														
TOTALS				2/2	6	6	0	0.0	0.0	0	0	1	0	0	0



ROGERS' CAREER STATISTICS

YEAR	TEAM	GP	GS	TACKLES					INTERCEPTIONS					FUMBLES		
				TOT	SOL	AST	SACKS	YDS	INT	YDS	LG	TD	PD	FF	FR	YDS
2005	WAS	12	5	40	34	6	0.0	0.0	2	14	14	0	4	2	0	0
2006	WAS	15	15	88	71	17	0.0	0.0	1	0	0	0	17	1	0	0
2007	WAS	7	7	30	23	7	0.0	0.0	1	61	61t	1	7	0	0	0
2008	WAS	16	14	53	45	8	0.0	0.0	2	73	42	0	24	0	1	0
2009	WAS	16	15	46	34	12	0.0	0.0	0	0	0	0	12	0	2	0
2010	WAS	12	12	61	39	22	0.0	0.0	2	43	38	0	12	1	0	0
2011	SF	16	16	57	50	7	0.0	0.0	6	106	31t	1	18	0	0	0
2012	SF	16	16	69	52	17	1.0	7.0	1	63	63	0	7	0	3	63
TOTALS		110	100	444	348	96	1.0	7.0	15	360	63	2	101	4	6	63

PLAYOFFS

YEAR	TEAM	GP	GS	TACKLES					INTERCEPTIONS					FUMBLES		
				TOT	SOL	AST	SACKS	YDS	INT	YDS	LG	TD	PD	FF	FR	YDS
2005	WAS	2	2	13	10	3	0.0	0.0	0	0	–	0	1	0	0	0
2011	SF	2	2	15	13	2	0.0	0.0	0	0	–	0	4	0	0	0
2012	SF	2	2	6	6	0	0.0	0.0	0	0	–	0	1	0	0	0
TOTALS		6	6	34	29	5	0.0	0.0	0	0	–	0	6	0	0	0

Additional Statistics:

Special Teams Tackles: Regular Season – 16: 2005 (10); 2006 (1); 2007 (5); Postseason – 3: 2005 (3)

Fumble Returns for TDs: 1: 2012 (1)

Milestones:

NFL Debut: vs. Chi. (9/11/05); **First Start:** vs. Sea. (10/2/05); **50th Start:** vs. Den. (11/15/09); **100th Game:** vs. NYG (10/14/12); **100th Start:** vs. Arz (12/30/12); **First INT:** vs. SD (11/27/05 – QB Drew Brees); **First INT Return for a TD:** vs. Det. (10/7/07 – QB Jon Kitna – 61 yds.); **First FF:** vs. Sea. (10/2/05 – RB Shaun Alexander); **First FR:** vs. Arz. (9/21/08 – LB Rocky McIntosh); **First Sack:** at GB (9/9/12), **First FR Return for a TD:** at NYJ (9/30/12 – WR Santonio Holmes – 51 yds.); **100th PD:** at Sea. (12/23/12)

ROGERS' CAREER HIGHS

Total Tackles: Regular Season – 12 at Phi. (9/17/07);

Postseason – 12 vs. NYG (1/22/12)

Solo: Regular Season – 8 (2 times) Last at Phi. (9/17/07);

Postseason – 11 vs. NYG (1/22/12)

Assists: 5 at Dal. (12/19/10)

Passes Defensed: 6 at Phi. (11/12/06)

Sacks: 1.0 at GB (9/9/12)

Interceptions: 2 vs. NYG (11/11)

Interception Yards: 63 at NE (12/16/12)

Long Interception Return: 63 at NE (12/16/12)

Interception Returns for TDs: 1 (2 times) Last vs. TB (10/9/11)

Forced Fumbles: 1 (4 times) Last at Phi. (10/3/10)

Fumble Recoveries: 2 at NYJ (9/30/12)

Long Fumble Recovery Return: 51t at NYJ (9/30/12)

Fumble Returns for TDs: 1 at NYJ (9/30/12)

// TRANSACTIONS

Originally a 1st-round (9th overall) draft choice by Was. in the 2005 NFL Draft...Re-signed one-year contract as an unrestricted free agent with Was. on 7/29/10...Signed as an unrestricted free agent by SF on 8/3/11.... Re-signed four-year contract as an unrestricted free agent with SF through 2015 on 3/13/12.

// AWARDS & HONORS

2011: AP Second-Team All-Pro, NFC Pro Bowl (Starter)

// 2011 (SAN FRANCISCO)

- Made 49ers debut vs. Sea. (9/11), totaling 6 solo tackles and helping limit the Seahawks to just 192 yds. passing.
- Picked off QB Andy Dalton at Cin. (9/25), marking his first INT as a 49er and first since 12/26/10 at Jax.
- Picked off Phi. QB Michael Vick in the 1st qtr. at Phi. (10/2), on a deep pass intended for WR DeSean Jackson. It marked the second time in his career he notched an INT in back-to-back games (11/27/07 vs. SD and 12/4/05 at StL).
- Recorded his third INT of the season vs. TB (10/9) and returned it 31-yds. for a TD. The return marked his second career TD and first since 10/7/07 vs. Det.
- Registered his first career multi-pick game (2) vs. NYG (11/13).
- Netted his sixth INT of the season vs. Pit. (12/19), picking off QB Ben Roethlisberger on the opening drive for a gain of 31 yds., which led to a 22-yd. FG from K David Akers. Rogers joined S Dashon Goldson as the first 49ers to register 6 INTs in a season since CB Walt Harris posted 8 INTs in 2006.
- Tied his career-high posting 12 tackles vs. NYG (1/22) in the NFC Championship Game, the second most on the team.

// 2010 (WASHINGTON)

- Helped limit the Cowboys to just seven points as he totaled 8 tackles and 2 PDs vs. Dal. (9/12).
- Notched his first INT of season vs. Hou. (9/19), picking off QB Matt Schaub on Houston's opening drive and helping set up a 27-yd. FG.
- Totaled 6 tackles and 1 FF at Phi. (10/3), helping limit receivers DeSean Jackson and Jeremy Maclin to a combined 4 catches for 34 yds.
- Totaled 4 tackles, 2 PDs and 1 INT off QB David Garrard, which set up a TD at Jax. (12/26).

// 2009 (WASHINGTON)

- Posted a team-high 12 PDs as he helped Redskins defense finish 10th in the NFL in overall defense and 9th in pass defense.
- Posted 5 tackles and 1 FR vs. StL (9/20), while helping limit QB Marc Bulger to 125 passing yds.
- Recorded 3 tackles and caused an INT when he deflected a pass by QB Tony Romo vs. Dal. (12/27).

// 2008 (WASHINGTON)

- Recorded a team-high 24 PDs, 2 INTs and 1 FR, helping the Redskins finish 4th in the NFL in overall defense and 7th in pass defense.
- His 24 PDs ranked t-1st among all NFL players.
- In a six-game span, limited Torrey Holt, DeSean Jackson, Braylon Edwards, Calvin Johnson, Hines Ward and Terrell Owens to just 22 repts. for 223 yds. and 1 TD.
- Intercepted a QB Kurt Warner pass and returned it 42 yds. to set up go-ahead TD vs. Arz. (9/21).
- Picked off a QB Shaun Hill pass and returned it 31 yds. to help set up a PK Shaun Suisham FG at SF (12/28).

// 2007 (WASHINGTON)

- Recorded a career-high 12 tackles at Phi. (9/17).
- Posted first career INT return for a TD, when he picked off QB Jon Kitna and returned it 61 yds. for a score vs. Det. (10/7).

// 2006 (WASHINGTON)

- Tallied a career-high 88 tackles, 1 INT and 17 PDs.
- Registered 6 tackles, 2 PDs and 1 FF at TB (11/19).
- Had 6 tackles and 1 INT at NO (12/17).

// 2005 (WASHINGTON)

- Made first career start vs. Sea. (10/2) and tied for second on team with 7 tackles and 1 FF.

// COLLEGE

Saw action in 50 games (43 starts) in his four-year career for the Tigers. As a senior, was an First-Team All-America selection, winner of the Jim Thorpe Award, semifinalist for the Bednarik Award and finalist for the Bronko Nagurski Award, after recording 47 tackles, 2 INTs, a half-sack and 5 TFLs in 13 starts. As a junior, started 12 games and totaled 29 tackles, 1 INT, 1 FR and 9 PDs. Appeared in all 13 games (9 starts) as a sophomore, recording 48 tackles, 4 INTs and 9 PDs. Named to *The Sporting News* Freshman All-America second-team and the Freshman All-SEC team after posting 58 tackles, 1 FR and 12 PDs in 12 games (9 starts).

// PERSONAL

- Was a three-year starter at Butler (Augusta, GA) HS, where he received numerous accolades and was selected to the North-South All-Star Game and the Georgia-Florida All-Star Game.
- Attended Hargrave Military Academy in 2000.
- Also lettered in basketball, averaging 14.2 points per game at point guard, as well as track, in which he competed in the 100 meters (10.7) and the 200 meters (21.0).
- Son of Linda and David Rogers. Has one brother, Antrone.
- Has a daughter, Gianni Natalia, born in February 2009.
- Born Carlos Rogers (7/2/81) in Augusta, GA.

// INJURY REPORT

2007: Suffered a season-ending knee injury at NE (10/28) and was placed on Injured Reserve on 10/30.

ROGERS' GAME-BY-GAME

2011 (San Francisco)

Date	Opp	W/L	P/S	Tot	Sol	Ast	Sk	Yds	Int	Yds	PD	FF	FR	Yds
Sep 11	Sea	W	1/1	6	6	0	0.0	0.0	0	0	1	0	0	0
Sep 18	Dal	L	1/1	3	3	0	0.0	0.0	0	0	2	0	0	0
Sep 25	at Cin	W	1/1	5	4	1	0.0	0.0	1	0	2	0	0	0
Oct 2	at Phi	W	1/1	2	2	0	0.0	0.0	1	27	1	0	0	0
Oct 9	TB	W	1/1	1	1	0	0.0	0.0	1	31t	1	0	0	0
Oct 16	at Det	W	1/1	5	5	0	0.0	0.0	0	0	1	0	0	0
Oct 30	Cle	W	1/1	2	2	0	0.0	0.0	0	0	1	0	0	0
Nov 6	at Was	W	1/1	2	1	1	0.0	0.0	0	0	0	0	0	0
Nov 13	NYG	W	1/1	7	5	2	0.0	0.0	2	17	2	0	0	0
Nov 20	Arz	W	1/1	4	4	0	0.0	0.0	0	0	1	0	0	0
Nov 24	at Bal	L	1/1	3	2	1	0.0	0.0	0	0	1	0	0	0
Dec 4	StL	W	1/1	4	3	1	0.0	0.0	0	0	2	0	0	0
Dec 11	at Arz	L	1/1	1	0	1	0.0	0.0	0	0	0	0	0	0
Dec 19	Pit	W	1/1	3	3	0	0.0	0.0	1	31	2	0	0	0
Dec 24	at Sea	W	1/1	3	3	0	0.0	0.0	0	0	1	0	0	0
Jan 1	at StL	W	1/1	6	6	0	0.0	0.0	0	0	0	0	0	0
TOTALS			16/16	57	50	7	0.0	0.0	6	106	18	0	0	0

2011 Postseason (San Francisco)

Date	Opp	W/L	P/S	Tot	Sol	Ast	Sk	Yds	Int	Yds	PD	FF	FR	Yds
Jan 14	NO	W	1/1	3	2	1	0.0	0.0	0	0	3	0	0	0
Jan 22	NYG	L	1/1	12	11	1	0.0	0.0	0	0	1	0	0	0
TOTALS			2/2	15	13	2	0.0	0.0	0	0	4	0	0	0



ALDON SMITH

99

LINEBACKER
6-4 | 258

MISSOURI | 2ND YEAR
BORN 9.25.89 | KANSAS CITY, MO
ACQUIRED D-1 IN '11
RAYTOWN SENIOR HS, RAYTOWN, MO

Aldon Smith became one of the most feared pass rushers in the NFL as a rookie, in 2011. Smith registered 44 tackles and led the team in sacks with 14, a total that led all NFL rookies, set a new 49ers rookie sack record and fell just shy of the NFL single-season rookie sack record set by Jevon Kearse in 1999 (14.5). Smith finished 2nd in the voting for AP Defensive Rookie of the Year, but earned the same title from *Pro Football Weekly*. He twice earned NFL Defensive Rookie of the Month and NFL Rookie of the Week honors, in 2011. Smith holds the Missouri single-season sack record (11.5 in '09), which was previously held by fellow 49er DT Justin Smith (11.0 in '00).



// 2012 AWARDS & HONORS

- AP First-Team All-Pro
- First Team All-Pro Selection by PFW/PFWA
- USA Football All-Fundamentals Team
- 2012 NFC Pro Bowl (Starter)
- NFC Defensive Player of the Week (Week 11)
- NFC Defensive Player of the Month (November)

// 2012 POSTSEASON HIGHLIGHTS

- Scooped up a fumble by Falcons QB Matt Ryan at Atl. (1/20/13) (NFC-C), marking his first career postseason FR.

// 2012 HIGHLIGHTS

- Finished the season with the most sacks in the NFC (19.5) and 2nd most in the NFL (Hou. J.J. Watt - 20.5).
- The 19.5 sacks set a new 49ers franchise record for most sacks in a season with 19.5, surpassing Hall of Fame DE Fred Dean (17.5 in 1983)
- Named NFC Defensive Player of the Month for November. He tallied 9.0 sacks in just 3 games during the month of November.

2012 NFL SACK LEADERS	
Player	Sacks
1. J.J. Watt, Hou.	20.5
2. Aldon Smith, SF	19.5
3. Von Miller, Den.	18.5
4. Cameron Wake, Mia.	15.0
5. Geno Atkins, Cin.	13.0

// CAREER HIGHLIGHTS

- Set the 49ers rookie sack record (14.0) in 2011, surpassing DT Charles Haley's mark of 12.0 in 1986. Smith's 14.0 sacks led SF and all rookies in 2011 and ranked t-5th in the NFL.
- Finished the 2012 season with the most sacks in the NFC (19.5) and 2nd most in the NFL (Hou. J.J. Watt - 20.5).
- Set a new franchise record for most sacks in a season with 19.5 in 2012, surpassing Hall of Fame DE Fred Dean (17.5 in 1983)
- Smith's 33.5 career sacks are the most by a player in his first 2 years in NFL history. Smith reached the mark by surpassing Hall of Fame DE Reggie White (31.0).
- Recorded 5.5 sacks vs. Chi. (11/19), the most in Monday Night Football history. Smith has 10.0 sacks in 3 career games on MNF, the most by any player on MNF, since 2011.
- Smith (2011 - 14.0; 2012 - 19.5) became the 5th player in franchise history to tally double-digit sacks in consecutive seasons and the first since DE Chris Doleman in 1997-98 (1997 - 12.0; 1998 - 15.0).
- His 33.5 career sacks are the most by any player in consecutive seasons in 49ers history. The previous record was held by DE Chris Doleman (27.0 sacks from 1997-98).
- Reached 30.5 career sacks in just 27 games, doing so at NO (11/25), marking the fastest player to record 30.0 sacks in NFL history. DE Reggie White held the previous mark (28 games).
- Smith's 19.5 sacks through the 49ers first 13 games of 2012 were the most sacks through a team's first 13 games in NFL history.
- Recorded at least 1.0 sack in 7 consecutive games (10/18/12 - 12/9/12), tied with Dwaine Board (10/16/83 - 12/4/83) and Dana Stubblefield (9/21/97 - 11/4/90) for the longest streak with 1.0+ sacks in team history.

49ERS SINGLE SEASON SACK LEADERS (SINCE 1982)	
Player	Sacks
1. Aldon Smith, 2012	19.5
2. Fred Dean, 1983	17.5
3. Tim Harris, 1992	17.0
4. Charles Haley, 1990	16.0
5. Chris Doleman, 1998	15.0
Dana Stubblefield, 1997	15.0

SMITH'S GAME-BY-GAME

2012														
Date	Opp	W/L	P/S	Tot	Sol	Ast	Sk	Yds	Int	Yds	PD	FF	FR Yds	
Sep 9	at GB	W	1/1	4	4	0	1.0	10.0	0	0	0	0	0	
Sep 16	Det	W	1/1	9	6	3	1.5	11.5	0	0	0	0	0	
Sep 23	at Min	L	1/1	7	4	3	0.0	0.0	0	0	0	0	0	
Sep 30	at NYJ	W	1/1	6	5	1	2.0	6.0	0	0	0	1	0	
Oct 7	Buf	W	1/1	3	2	1	0.0	0.0	0	0	0	0	0	
Oct 14	NYG	L	1/1	3	1	2	0.0	0.0	0	0	0	0	0	
Oct 18	Sea	W	1/1	0	0	0	1.0	7.0	0	0	0	0	0	
Oct 29	at Arz	W	1/1	6	6	0	2.0	18.0	0	0	0	0	0	
Nov 11	StL	T	1/1	12	8	4	2.0	16.0	0	0	0	0	0	
Nov 19	Chi	W	1/1	6	6	0	5.5	45.0	0	0	0	2	0	
Nov 25	at NO	W	1/1	5	5	0	1.5	8.0	0	0	0	0	0	
Dec 2	at StL	L	1/1	5	2	3	1.0	6.0	0	0	0	0	0	
Dec 9	Mia	W	1/1	6	6	0	2.0	17.0	0	0	0	0	0	
Dec 16	at NE	W	1/1	1	1	0	0.0	0.0	1	6	1	0	0	
Dec 23	at Sea	L	1/1	7	5	2	0.0	0.0	0	0	0	0	0	
Dec 30	Arz	W	1/1	3	2	1	0.0	0.0	0	0	0	0	0	
TOTALS				16/16	83	63	20	19.5	144.5	1	6	1	3	0


2012 Postseason														
Date	Opp	W/L	P/S	Tot	Sol	Ast	Sk	Yds	Int	Yds	PD	FF	FR Yds	
Jan 12	GB	W	1/1	3	3	0	0.0	0.0	0	0	0	1	0	
Jan 20	at Atl	W	1/1	4	2	2	0.0	0.0	0	0	0	0	1	
Feb 3	Bal													
TOTALS				2/2	7	5	2	0.0	0.0	0	0	1	1	0



// 2012 HIGHLIGHTS (CONTINUED)

- Started 1st NFL game at GB (9/9) and tallied 1.0 sack and 4 solo tackles.
- Part of LB corps that only allowed 45 yds. on the ground at GB (9/9). The 45 rush yds. were the fewest on the ground by GB since 9/28/08 at TB (28 yds.).
- Registered 1.5 sacks vs. Det (9/16) against QB Matthew Stafford.
- Was part of defense that held NYJ (9/30) to 145 total yds. on offense and just 45 yds. rushing in 34-0 road win. The defensive unit recorded 3.0 sacks, 3 FRs and 1 TD.
- Recorded 2.0 sacks at NYJ (9/30), and knocked the ball loose from QB Mark Sanchez for 2nd sack of the game and a FF.
- Brought down QB Russell Wilson for a sack late in the 4th qtr. vs. Sea. (10/18).
- Was part of the defense that did not allow a TD in back-to-back games vs. Sea. (10/18) and at Arz. (10/29), limiting Sea. to only 2 FGs. and Arz. to 3 pts. It was part of a stretch where the 49ers defense did not allow a TD in 4 of 5 games, a first in franchise history.
- Smith brought down QB John Skelton twice in the 4th qtr. at Arz. (10/29), giving him 21.5 sacks for his career. With 2.0 sacks on the day, Smith reached 20.0 career sacks in just 24 games, becoming the 2nd fastest in 49ers history, behind Hall of Famer Fred Dean who reached 20.0 sacks in 23 games (1982-83).
- Smith and the 49ers defense held Arz. (10/29) to just 7 yds. rushing, tying the fewest rushing yds. the 49ers have allowed in a single game in franchise history [7 at NO (10/1/72)], and the lowest rushing output allowed in any game during the entire 2012 NFL season.
- Brought down QB Sam Bradford for 2.0 sacks vs. StL (11/11).
- Registered at least 2.0 sacks in consecutive games for the 2nd time in his career [2.0 at Arz. (10/29); 2.0 vs. StL (11/11)].
- Smith and the 49ers defense limited Chi. (11/19) to 143 yds. of total offense (85 rushing; 58 passing). The 143 yds. of total offense allowed was the 5th lowest total in any single NFL game during the season and fewest given up by the 49ers since 1/3/10 (109 yds. at StL). The 58 passing yds. allowed by the 49ers defense are the fewest given up since 1/3/10 (22 yds. at StL).
- Set a single-game career high, tallying 5.5 sacks vs. Chi. (11/19), taking down QB Jason Campbell. The 5.5 sacks was the most in Monday Night Football history at the time and was the second most by a 49er in a single game in franchise history, trailing just DE Fred Dean's 6.0 sacks vs. NO (11/13/83). The 5.5 sacks were also the most in the NFL since NYG DE Osi Umenyiora registered 6.0 vs. Phi. on 9/30/07. Smith also tallied 2 FFs vs. Chi. (11/19), setting a single-game career-high. It gave him 3 FFs on the season and 5 for his career.
- Recorded 1.5 sacks on QB Drew Brees at NO (11/25). Smith reached 30.5 career sacks in just 27 games, marking the fastest player to record 30.0 sacks in NFL history. DE Reggie White held the previous mark (28 games).
- Brought down QB Sam Bradford for 1.0 sack at StL (12/2). It gave Smith 31.5 career sacks, the most by a player in his 1st 2 years in NFL history, surpassing Hall of Fame DE Reggie White (31.0). He extended his NFL record total to 33.5 after his first two seasons. It was his 17.5th sack on the season, tying DE Fred Dean for the most in a single season in 49ers history.
- Tallied 2.0 sacks vs. Mia. (12/9), giving him 19.5 on the year and setting the franchise record for most sacks in a single season.
- Registered his 1st career INT and returned it 6 yds. at NE (12/16), picking off QB Tom Brady. It led to a 27-yd. TD pass from QB Colin Kaepernick to WR Michael Crabtree on the ensuing play.

// GOLDMINE

- In recent years, Aldon has dabbled in boxing and mixed martial arts training, both of which he said are helpful with his pass-rush technique and mental endurance. "Imagine someone trying to get their hands on you in a fight," Aldon said. "It's just like a tackle trying to get his hands on you. It all translates to how you move your hands."
 - When Aldon was 10 years old, his parents divorced. Aldon remained with his mother, Kembrya, in Iowa as his father moved to Kansas City. But five years later, when his mother moved to Atlanta, Aldon moved to Kansas City with his father, Thurston. Until that point, Aldon had never played an organized sport, but that all changed. He joined the football and basketball teams at Raytown HS, but only under strict conditions enforced by his father. "He had to make good grades, nothing less than a 3.0 GPA," said Thurston, a former member of the US Army. "And he had to be responsible and respectful." As a junior, Aldon resisted his father's mandate, but everything began to click for him as senior. "I wasn't going to bend the rules, and he knew what the rules were," Thurston said. "The transition was difficult at first, but we got through it."
- 

SMITH'S CAREER STATISTICS

YEAR	TEAM	GP	GS	TACKLES					INTERCEPTIONS					FUMBLES		
				TOT	SOL	AST	SACKS	YDS	INT	YDS	LG	TD	PD	FF	FR	YDS
2011	SF	16	0	44	34	10	14.0	104.5	0	0	0	0	4	2	1	0
2012	SF	16	16	83	63	20	19.5	144.5	1	6	6	0	1	3	0	0
TOTALS		32	16	127	97	30	33.5	249.0	1	6	6	0	5	5	1	0

PLAYOFFS

YEAR	TEAM	GP	GS	TACKLES					INTERCEPTIONS					FUMBLES		
				TOT	SOL	AST	SACKS	YDS	INT	YDS	LG	TD	PD	FF	FR	YDS
2011	SF	2	0	6	5	1	2.0	16.0	0	0	–	0	0	0	0	0
2012	SF	2	2	7	5	2	0.0	0.0	0	0	–	0	0	1	1	0
TOTALS		4	2	13	10	3	2.0	16.0	0	0	–	0	0	1	1	0

Other Statistics:

Special Teams Tackles – 1: 2011 (1)

Milestones:

NFL Debut: vs. Sea. (9/11/11); **First PD:** vs. Sea (9/11/11); **First Sack:** 1.0 at Phi. (10/2/11 – QB Michael Vick); **First FF:** at Det. (10/16/11 – QB Matthew Stafford); **First FR:** vs. StL (12/4/11 – QB A.J. Feeley); **First Start:** at GB (9/9/12); **100 Total Tackles:** vs. Chi. (11/19/12); **First INT:** at NE (12/16/12 – QB Tom Brady)

SMITH'S CAREER HIGHS

Total Tackles: 12 vs. StL (11/11/12)

Solo: 8 vs. StL (11/11/12)

Assists: 4 vs. StL (11/11/12)

Sacks: 5.5 vs. Chi. (11/19/12)

Interceptions: 1 at NE (12/16/12)

Interception Yards: 6 at NE (12/16/12)

Passes Defensed: 1 (4 times) Last vs. Arz. (11/20/11)

Forced Fumbles: 2 vs. Chi. (11/19/12)

Fumble Recoveries: 1 vs. StL (12/4/11)



ALEX SMITH

11

QUARTERBACK
6-4 | 217

UTAH | 8TH YEAR
BORN 5.7.84 | SEATTLE, WA
ACQUIRED D-1 IN '05
HELIX HS, LA MESA, CA

After having battled through injuries and scheme changes early in his career, last season Alex Smith displayed the skills that made him the No. 1 overall pick in the 2005 NFL Draft. Despite not being under contract with the 49ers during the 2011 offseason, Smith was one of the key orchestrators of the players' organized workouts and camps at San Jose St. That leadership is one of the special qualities Jim Harbaugh saw when he and the franchise designated Smith its starting QB, in 2011. Smith completed 445 passes for 3,144 yds. and a QB rating of 90.7. He threw 17 TDs and just 5 interceptions in 2011, setting the franchise record for fewest interceptions in a season (min. 400 atts.). His interception pct. of 1.1 on the season, ranked 1st in the NFL and 1st in franchise history (min. 400 atts.). Last season, he set a career high with a QB rating of 82.1. In 2006, he established the Alex Smith Foundation, which provides foster teens with the tools and resources needed to transition to successful adulthood.

- Ranked t-3rd in NFL history for fewest INTs (5) thrown in a season (min. 400 atts.), in 2011. Smith's 5 INTs set the franchise record for fewest INTs in a season (min. 400 atts.).
- Led the 49ers to 6, 4th qtr. comebacks in 2011, including 4 on the road. His 4 come-from-behind road victories tied the franchise record set by QB Joe Montana in 1989.
- Posted an INT pct. of 1.1 for the season in 2011, ranking 1st in franchise history.
- Compiled a TD:INT ratio of 3.40 (17 TDs, 5 INTs) in 2011, which ranks 3rd in franchise history (min. 150 atts.).
- Owns franchise record with 249 consecutive passes without an interception (11/24/11 - 9/23/12), breaking QB Steve Young's mark (184 atts.).
- Set the single-game NFL record with a 94.7 comp. pct. (min. 15 attempts), going 18-for-19 for 232 yds. and 3 TDs at Arz. (10/29/12).

// CAREER HIGHLIGHTS

- Became the first 49ers QB in club history to take every snap from center over the course of a season, in 2006.
- Set single-season career highs in TD passes (18) and completion percentage (60.5) in 2009.
- Surpassed the 10,000 passing yds. mark at Phi. (10/2/11) with 291 yds., making him the 6th QB in franchise history to accomplish the feat.

HIGHEST COMPLETION PCT. IN A GAME IN NFL HISTORY (MIN. 15 ATTS.)			
Player	Date	Comps.-Atts.	Pct.
1. Alex Smith, SF	10/29/12	18-19	94.7
2t. Craig Morton, Den.	9/27/81	17-18	94.4
Fran Tarkenton, Min.	11/13/77	17-18	94.4
4t. Steve McNair, Ten.	9/28/03	15-16	93.8
Steve Young, SF	10/16/94	15-16	93.8

- Has compiled a 14-0-1 record when he starts and has a QB rating over 100.0.

SMITH'S GAME-BY-GAME

2012													Total			Pct.	
Date	Opp	W/L	P/S	Att	Cmp	Pct	Yds	TD	Int	Lg	Sk/Yds	Rtg	Rsh	Yds	TD	Net Yds.	Offense
Sep 9	at GB	W	1/1	26	20	76.9	211	2	0	29	4/20	125.6	5	13	0	204	54.1
Sep 16	Det	W	1/1	31	20	64.5	226	2	0	23t	3/25	107.7	4	7	0	208	59.6
Sep 23	at Min	L	1/1	35	24	68.5	204	1	1	22	3/13	81.1	4	26	0	217	77.5
Sep 30	at NYJ	W	1/1	21	12	57.1	143	0	0	26	2/9	78.1	3	12	0	146	38.5
Oct 7	Buf	W	1/1	24	18	75.0	303	3	0	53	0/0	156.2	3	49	0	352	56.7
Oct 14	NYG	L	1/1	30	19	63.3	200	0	3	55	4/31	43.1	2	5	0	174	55.4
Oct 18	Sea	W	1/1	23	14	60.8	140	1	1	18	2/2	74.5	5	11	0	149	47.6
Oct 29	at Arz	W	1/1	19	18	94.7	232	3	0	47t	4/28	157.1	1	6	0	210	66.2
Nov 11	StL	T	1/1	8	7	87.5	72	1	0	19	2/9	143.8	2	5	0	68	19.9
Nov 19	Chi	W	-	-	-	-	-	-	-	-	-	-	-	-	-	-	-
Nov 25	at NO	W	-	-	-	-	-	-	-	-	-	-	-	-	-	-	-
Dec 2	at StL	L	-	-	-	-	-	-	-	-	-	-	-	-	-	-	-
Dec 9	Mia	W	-	-	-	-	-	-	-	-	-	-	-	-	-	-	-
Dec 16	at NE	W	-	-	-	-	-	-	-	-	-	-	-	-	-	-	-
Dec 23	at Sea	L	-	-	-	-	-	-	-	-	-	-	-	-	-	-	-
Dec 30	Arz	W	1/0	1	1	100.0	6	0	0	6	0/0	91.7	2	-2	0	4	0.01
TOTALS			10/9	218	153	70.2	1,737	13	5	55	24/137	104.1	31	132	0	1,732	46.8

2012 Postseason													Total			Pct.	
Date	Opp	W/L	P/S	Att	Cmp	Pct	Yds	TD	Int	Lg	Sk/Yds	Rtg	Rsh	Yds	TD	Net Yds.	Offense
Jan 12	GB	W	-	-	-	-	-	-	-	-	-	-	-	-	-	-	-
Jan 20	at Atl	W	-	-	-	-	-	-	-	-	-	-	-	-	-	-	-
Feb 3	Bal	-	-	-	-	-	-	-	-	-	-	-	-	-	-	-	-
TOTALS			0/0	0	0	-	0	0	0	-	0/0	-	0	0	0	0	-




// 2012 AWARDS & HONORS

- FedEx Air Player of the Week (Week 5)
- NFC Offensive Player of the Week (Week 8)

// 2012 HIGHLIGHTS

- Completed 20 of 26 attempts (76.9 comp. pct.) for 211 yds., 2 TDs and a QB rating of 125.6 at GB (9/9).
- With the 26 atts. at GB, Smith threw 185 passes without an interception, passing QB Steve Young (184 atts.) for the most in franchise history. He extended the streak to 249.
- Connected on 2 red zone TDs at GB, the first came on a 14-yd. pass to WR Randy Moss in the 2nd qtr. which capped off a 9-play, 92-yd. drive, marking the longest drive for the 49ers since 9/28/08 at NO (97 yds.).
- Went 20 of 31 for 226 yds., 2 TDs and a QB rating of 107.7 vs. Det. (9/16), marking the 2nd time in his career he had back-to-back games with a QB rating over 100.
- Registered a career high 156.2 QB rating vs. Buf. (10/7), including career highs for a single half with a perfect 158.3 QB rating and 237 yds. in the first half. His 156.2 QB rating was highest in any NFL game since 12/26/10.
- Completed 18 of 24 passes vs. Buf (10/7) for 303 and 3 TDs, marking his 7th career 300-yd. game and 3rd 3-TD game. The 49ers set a franchise record with 621 total yards and became the first team in NFL history to post 300-or-more yds. passing and rushing in the same game. For the first time since 11/19/61 vs. Chi., SF posted a 300-yd. passer, 2 100-yd. receiver and a 100-yd. rusher in the same game. Rushed for a career high 49 yds. vs. Bills.
- Named NFC Offensive Player of the Week (Week 8) at Arz. (10/29), going 18 of 19 for 232 yds., 3 TDs and a QB rating of 157.1. Smith set the single-game NFL record with a 94.7 comp. pct. with a minimum of 15 attempts. Set a career high with a 93.3 (14 of 15) comp. pct. in the first half, besting his previous career high of 91.7 (11 of 12) comp. pct. vs. Arz. (12/4/05). Tied his career high with 3 TD passes, marking the 8th career 3 TD performance for Smith, with the last coming vs. Buf. (10/7/12).

// GOLDMINE

- During the 2012, Alex spent a week in Los Angeles working with former Major League Baseball pitching coach Tom House on his throwing motion. Smith's goal was to clean up his mechanics and come out of it with a healthier throwing motion. "I've been in the NFL for seven years now and I'm trying to do things to constantly get better. In the offseason, I feel like you're either getting better or getting worse." Other NFL quarterbacks working with House included Saints Drew Brees, Chiefs Matt Cassel, Patriots Tom Brady and Raiders Carson Palmer.
 - Alex graduated college in three years with a bachelor's degree in economics and scored one of the highest scores (40) on the Wonderlic Test prior to the NFL Draft.
 - One of the main reasons Alex chose to attend Utah was his love for winter sports. "I've skied since I was one-and-a-half. My dad was a ski instructor at one time and my parents have a condo in Montana. When I was 12 I took up snowboarding and that's why I loved Utah."
 - In early 2007, Alex committed \$500,000 to the University of Utah's athletic department. The generous donation was the lead gift for the Alex Smith Strength and Conditioning Facility—a \$1.5 million expansion of Utah's varsity athletics weight room. The money kicked off a campaign to raise the remaining funds for the project. Plans called for the expansion of the Dee Glen Smith Center, which houses the strength and conditioning room, as well as the football coaching offices, meeting, training and equipment rooms. The facility covers 11,000 square feet—a 3,500 square foot improvement from its current size, and features new lifting stations and cardiovascular conditioning space.
 - Alex has always played with the idea of going to law school at some point in life. With that in mind, he chose to pursue a degree in economics. When he arrived at the University of Utah, his high school workload made him eligible to start his studies as a junior and start his major studies. "I am not going to be able to help you plan for your retirement, but I enjoyed the part of my classes that allowed me to better understand the philosophy of economics and how different economies worked."
 - In 2006, Alex established the Alex Smith Foundation (www.alex-smithfoundation.org), which provides foster teens with the tools and resources needed to transition to successful adulthood. As of this year, 30 kids have been fully funded completely through college. The four-year scholarship includes tuition, mentoring, counseling and other tools they may need to come out of school debt free.
- 

SMITH'S CAREER STATISTICS

YEAR	TEAM	GP		PASSING										RUSHING					
		GS	ATT	CMP	PCT	YDS	TD	INT	LG	SK	LST	RTG	ATT	YDS	AVG	LG	TD		
2005	SF	9	7	165	84	50.9	875	1	11	47	29	185	40.8	30	103	3.4	19	0	
2006	SF	16	16	442	257	58.1	2,890	16	16	75	35	202	74.8	44	147	3.3	22	2	
2007	SF	7	7	193	94	48.7	914	2	4	45	17	121	57.2	13	89	6.8	25	0	
2008	SF	–	–	–	–	–	INJURED RESERVE (Shoulder)					–	–	–	–	–	–	–	–
2009	SF	11	10	372	225	60.5	2,350	18	12	73t	22	134	81.5	24	51	2.1	11	0	
2010	SF	11	10	342	204	59.6	2,370	14	10	62t	25	140	82.1	18	60	3.3	12	0	
2011	SF	16	16	445	273	61.3	3,144	17	5	56t	44	263	90.7	52	179	3.4	14	2	
2012	SF	10	9	218	153	70.2	1,737	13	5	55	24	137	104.1	31	132	4.3	24	0	
TOTALS		80	75	2,177	1,290	59.3	14,280	81	63	75	196	1,182	79.1	212	761	3.6	25	4	

PLAYOFFS

YEAR	TEAM	GP		PASSING										RUSHING				
		GS	ATT	CMP	PCT	YDS	TD	INT	LG	SK	LST	RTG	ATT	YDS	AVG	LG	TD	
2011	SF	2	2	68	36	52.9	495	5	0	73t	7	53	101.0	7	70	10.0	28t	1
2012	SF	0	0	0	0	–	0	0	0	–	0	0	–	0	0	–	–	0
TOTALS		2	2	68	36	52.9	495	5	0	73t	7	53	101.0	7	70	10.0	28t	1

Additional Statistics:

Fumbles–Lost – 45–19: 11–3 in 2005, 10–5 in 2006, 6–5 in 2007, 3–1 in 2009, 4–2 in 2010, 7–2 in 2011, 4–1 in 2012

Milestones:

NFL Debut: at Phi. (9/18/05); **First Career Start:** vs. Ind. (10/9/05); **First Passing TD:** vs. Hou. (1/1/06 – 14–yd. pass to WR Brandon Lloyd); **25th Passing TD:** vs. Ten. (11/8/09 – 3–yd. pass to WR Jason Hill); **50th Passing TD:** vs. Arz. (1/2/12 – 37–yd. pass to WR Ted Ginn Jr.); **300–yd. Passing Games:** 3, Last vs. Buf. (10/7/12 – 303 yds.); **First Rushing TD:** vs. Sea. (11/19/06 – 1–yd. run); **10,000 Career Passing Yards:** at Phi. (10/2/11)

SMITH'S CAREER HIGHS

Passes Attempted: 46 vs. Phi. (9/24/06)

Completions: 29 vs. Ten. (11/8/09)

Completion Percentage: 94.7 (18 of 19) at Arz. (10/29/12)

Passing Yards: 310 at Sea. (12/6/09)

Long Pass: 75 vs. Phi. (9/24/06)

QB Rating: 157.1 at Arz. (10/29/12)

Touchdowns: Regular Season – 3 (8 times) Last at Arz. (10/29/12);
Postseason: – 3 vs. NO (1/14/12)

Rushes: 8 at Det. (11/12/06)

Rushing Yards: 49 vs. Buf. (10/7/12)

Long Rush: 25 (2 times) Last at Pit. (9/23/07)

// TRANSACTIONS

Originally a 1st-round (1st pick overall) draft choice by SF in 2005... Signed to a one-year contract on 7/29/11...Re-signed a three-year contract on 3/21/12.

// AWARDS & HONORS:

2011: Comeback Player of the Year by *Dallas Morning News'* Rick Gosselin, Ed Block Courage Award, USA Today All-Joe Team, Samsung Next Level Player of the Week (Week 5)

// 2011

- Smith threw 17 TDs and just 6 INTs in 2011, setting the franchise record for fewest INTs in a season (min. 400 atts.). His INT pct. of 1.1 for the season ranked 1st in the NFL and 1st in franchise history (min. 400 atts.).
- Led the 49ers to 6, 4th-qtr. comebacks on the season, including 4 on the road. His 4 come-from-behind road victories tied the franchise record set by Joe Montana in 1989.
- Had 179 passing yds. and a perfect 158.3 passer rating in the 3rd qtr. at Phi. (10/2), marking the most passing yds. by him in any qtr. during his career. Helped lead 49ers to a 24-23 come-from-behind victory after trailing by 20 pts. in 3rd qtr. Engineered 3 TD drives (80, 77, 77) in 2nd half.
- Named Samsung Next Level Player of the Week and tallied a QB rating of 127.2 vs. TB (10/9), marking the first time in his career he recorded a QB rating of 100+ in consecutive games [112.1 at Phi. (10/2)]. Threw 3 TDs on the day in 48-3 victory to deliver the 49ers most lopsided regular season victory since a 48-0 shutout of the Los Angeles Rams (12/27/1987). Up 38 pts., was relieved by QB Colin Kaepernick early in 4th qtr.
- Smith's 4th-down, 6-yd. TD pass to TE Delanie Walker at Det. (10/16) gave the 49ers the game-winning TD with 1:51 left and the 25-19 victory over the previously unbeaten Lions.
- Connected with 8 different receivers at Was. (11/6), completing 17 of 24 passes for 200 yds. and a TD for a 109.7 passer rating.
- Completed 19 of 30 passes for 242 yds. and rushed for 27 yds. on 6 carries vs. NYG (11/13). Smith connected on a go-ahead, 4th-qtr. TD pass to TE Vernon Davis, followed by another completion to WR Michael Crabtree on the 2-pt. conversion to give San Francisco a 20-13 lead.
- Engineered 2 TDs and completed 20 of 38 passes for 267 yds. vs. Arz. (11/20). Threw his first TD on an 8-yd. hookup with WR Kyle Williams in the 3rd qtr. and struck again three minutes later with an 18-yd. TD pass to TE Vernon Davis, giving the 49ers a 23-0 lead.
- Completed 17 of 23 pass atts. for 274 yds., 2 TDs and a QB rating of 142.3 vs. StL (12/4), setting a new single-game career-high. He also registered TD passes of 52 yds. and 56 yds.
- Tallied his fifth come-from-behind victory, 19-17 at Sea. (12/24), his fourth on the road. Smith tied QB Joe Montana for the most 4th qtr. comebacks on the road in franchise history. Montana had 4 in 1989.
- Completed 20 of 30 pass atts. for 213 yds., 1 TD and a QB rating of 98.7 at StL (1/1). With 3,144 yds. passing on the season, Smith recorded his first 3,000 yd. passing season. He also scrambled for a 8-yd. TD run just before the 2nd qtr.
- Completed 24 of 42 atts. for 299 yds, 3 TDs and a QB rating of 103.2. vs. NO (1/14). He also registered a 28-yd. TD run late in the 4th qtr. Down 3 points with just 1:32 to play in the game, Smith led the 49ers on a 7-play, 85-yd. drive that was capped off by a 14-yd. TD pass to TE Vernon Davis.

// 2010

- Completed 25 of 39 passes for 309 yds., 3 TDs and 2 INTs vs. Phi. (10/10).
- Connected with Davis for a 1-yd. TD pass at Car. (10/24) on the 49ers opening drive. On the previous play, Smith found Davis on a 53-yd. catch and run to set up the TD. Smith left the game at the beginning of the 3rd qtr. after injuring his left shoulder on a sack by DE Charles Johnson.
- Completed 17 of 27 pass atts. for 255 yds., 3 TDs, 0 INTs and a then career-high 130.5 passer rating vs. Sea. (12/12). Spread the ball to a trio of 49ers teammates (RB Brian Westbrook - 87 yds., TE Vernon Davis - 70 yds., and WR Josh Morgan - 82 yds.), marking the first time three 49ers receivers recorded 70 yds. rec. in a game since 9/9/01 vs. Atl. (WR Terrell Owens - 93 yds., WR J.J. Stokes - 93 yds., and WR Tai Streets - 81 yds.).

// 2009

- Set then single-season career highs in TD passes (18), completion percentage (60.5) and QB rating (81.5).
- Moved into 7th place in team history in passing yds. (7,029 yds.).
- In his first action since 11/12/07, he started the 2nd half at Hou. (10/25) and completed 15 of 22 pass atts. for 206 yds., 3 TDs, 1 INT and a QB rating of 118.6. Became the first 49ers QB to throw 3 TD passes in a half since QB Jeff Garcia at Arz. (12/7/03), who had 4 TD passes in the 1st half. His 3 TD passes tied a then career-high (vs. Oak. - 10/8/06).
- Connected with TE Vernon Davis on a 40-yd. recept. to set up the team's first TD of the day vs. Ten. (11/8). Set a career high with 29 comps.
- Tied a then career high with 3 TD passes at GB (11/22).
- Set 1st-half career highs in atts. (29) and comps. (18), while throwing 2 TD passes vs. Jax. (11/29).

// 2008

- Entered season as team's backup QB behind J.T. O'Sullivan, but injured shoulder in practice three days prior to the season opener and was placed on IR (9/10).

// 2007

- In season opener on MNF vs. Arz. (9/10), completed 15 of 31 passes for 126 yds., while rushing for 36 yds. on 3 carries. Led team on game-winning drive, completing 6 of 10 passes for 60 yds.
- Left game after first series at Sea. (9/30) with a shoulder separation from a sack by DT Rocky Bernard.
- Returned to starting lineup vs. NO (10/28) and completed 22 of 43 passes for 190 yds. with 1 TD.
- Started two more games before being placed on IR (12/12) and undergoing shoulder surgery (12/13) to repair ligaments.



// 2006

- Became first QB in 49ers history to take every snap over course of a season. The only other NFL QBs to take every snap in 2006 were Peyton Manning (Ind.), Jon Kitna (Det.), and J.P. Losman (Buf.).
- Set then career-highs in comps. (257), atts. (442) and yds. (2,890).
- Completed 23 of 40 atts. for 288 yds., including a 31-yd. TD pass to Davis at Arz. (9/10).
- In home opener vs. StL (9/17), threw a 72-yd. TD pass to WR Antonio Bryant in 3rd qtr.
- Threw for a then career-high 293 yds. on 27 of 46 passing with 1 TD vs. Phi. (9/24). Completed a career-long 75-yd. pass to WR Bryan Gilmore in 3rd qtr., marking second straight week he bested the mark.
- Recorded first career rus. TD vs. Sea. (11/19).
- Completed 14 of 25 passes for 162 yds. with 2 TDs at Sea. (12/14) to go along with 6 carries for 33 yds. and 1 rushing TD in 49ers 24-14 win. Engineered 4th-qtr. comeback with 2 TD passes and an 18-yd. TD run. Only two other players in NFL history threw at least 2 TD passes in 1 qtr. while also running for a TD of at least 15 yds. in that same qtr. – Phil Simms as a rookie for the 1979 Giants (against the 49ers) and Kordell Stewart for the Steelers in 1997 (against the Ravens).
- Finished season by completing 17 of 32 passes for 194 yds. with 1 TD and 1 INT in OT victory at Den. (12/31).

// 2005

- Played first career game at Phi. (9/18).
- Recorded first career completion for 15 yds. to WR Brandon Lloyd at Arz. in Mexico City (10/2).
- Inactive 4 games after suffering knee injury from a LB LaVar Arrington hit vs. Was. (10/23).
- Returned to starting lineup vs. Arz. (12/4) and completed 16 of 24 passes for 185 yds. with 3 INTs. Completed first 8 passes and was 11 of 12 for 138 yds. in 1st half.
- Started at StL (12/24) and recorded first career win as a starter, finishing 12 of 16 for 131 yds. and a 98.7 QB rating.
- Threw first career TD vs. Hou. (1/1/06) on a 14-yd. pass to Lloyd in a 20-17 OT victory.

// COLLEGE

Boasted a 21-1 record as a starter at Utah and became first player in school history to be named a finalist for the Heisman Trophy. Named *The Sporting News* and *Sports Illustrated* 2004 National Offensive POY after recording a career TD-to-INT ratio of 6.1:1, best among all passers that played college football in 2004. Earned Mountain West POW honors 6 times while guiding Utes to 12-0 record during final campaign with Utah. Named a finalist for the Davey O'Brien Award, given to the nation's top passer. Added second-team Walter Camp All-American, Mountain West Offensive POY and unanimous first-team All-Mountain West accolades. Sophomore All-America honorable mention by *College Sports Report*. second-team All-Mountain West pick. Took over starting QB role in season's third game vs. California. Appeared briefly in 2 games as a freshman.

// PERSONAL

- Alex's wife, Elizabeth, is a Morgan Hill, CA, native and recently graduated from culinary school. The couple has a son, Hudson.
- Attended Helix (La Mesa, CA) HS, with 2006 No. 2 overall NFL draft selection Reggie Bush, guiding team to a 25-1 record during last two seasons, earning team MVP, National Football Foundation and Hall of Fame Scholar-Athlete honors twice. Also voted two-time conference Offensive POY and team captain in both his junior and senior years.
- Served as class president and graduated 13th in a class of 430 at Helix HS (San Diego, CA).
- Credits his father for instilling a tremendous work ethic in him. "He made me mentally tough and taught me to be an even-keeled logical thinker. I am a very rational person because of how he raised me."
- Alex is one of four children to Pam and Doug Smith. Doug is retired after serving as the principal at Alex's alma mater Helix HS in San Diego. He also served as the school's football coach after having played center at Weber State in Utah. Pam is currently a deputy director in the county of San Diego working in the areas of aging and individual services as well as protective services overseeing one-fourth of the county.
- After being coached by his father in high school, he credits his college coaches Urban Meyer and Dan Mullen for shaping him into the player he is today. Meyer was the head coach at Utah and Florida. He currently is a head coach at Ohio State University. Mullen was the QBs coach at Utah and is now the head coach at Mississippi State.
- His older brother, Josh, holds a PhD in epidemiology, the study of factors affecting health and illness of populations. His sister, Abbey, is a 3rd grade teacher while his other sister, Mackenzie, works for Debbie Wasserman Schultz who is the head of the Democratic National Committee.
- Enjoys traveling any chance he gets. He and his wife enjoyed a European vacation in 2010, including a stint in London during the Super Bowl when he promoted the 49ers game in London versus the Broncos in October 2010.
- His favorite hobby is reading. He owns a Kindle wireless reading device which he has loaded up with fiction novels. "I love to read when I'm traveling, but not on game trips. I don't do anything but relax and look at my playbook when we go on the road."
- Born Alexander D. Smith (5/7/84) in Seattle, WA.
- Earned degree in economics.

// INJURY REPORT

- 2005:** Inactive for 4 games [vs. TB (10/30), vs. NYG (11/6), at Chi. (11/13) and vs. Sea. (11/20)] with a knee injury suffered vs. Was. (10/23).
- 2007:** Suffered a separated shoulder vs. Sea. (9/30) and missed the following 2 games [vs. Bal. (10/7) and at NYG (10/21)]; Placed on injured reserve on 12/12 as a result of the shoulder injury suffered earlier in the season.
- 2008:** Spent the entire season on injured reserve with a shoulder injury.
- 2010:** Missed 2 games [vs. Den. (10/31) and vs. StL (11/14)] with a shoulder injury suffered at Car. (10/24).
- 2012:** Suffered a concussion vs. StL (11/11) and missed the following game [vs. Chi. (11/19)]



SMITH'S GAME-BY-GAME

Only games Smith has appeared in on offense are listed

2005														Total	Pct.		
Date	Opp	W/L	P/S	Att	Cmp	Pct	Yds	TD	Int	Lg	Sk/Yds	Rtg	Rsh	Yds	TD	Net Yds.	Offense
Sep 18	at Phi	L	1/0	1	0	0.0	0	0	0	0	0/0	39.6	1	3	0	3	2.1
Oct 2	at Arz	L	1/0	10	6	60.0	34	0	0	16	2/15	66.3	0	0	0	19	11.3
Oct 9	Ind	L	1/1	23	9	39.1	74	0	4	21	5/30	8.5	2	3	0	47	26.6
Oct 23	at Was	L	1/1	16	8	50.0	92	0	1	43	5/38	41.7	2	4	0	58	29.9
Dec 4	Arz	L	1/1	24	16	66.7	185	0	3	43	3/16	50.2	4	12	0	181	82.3
Dec 11	at Sea	L	1/1	22	9	40.9	77	0	1	24	4/26	31.8	6	20	0	71	62.8
Dec 18	at Jac	L	1/1	24	8	33.3	123	0	1	47	2/16	33.9	4	30	0	137	63.1
Dec 24	at StL	W	1/1	16	12	75.0	131	0	0	22	5/27	98.7	7	21	0	125	38.9
Jan 1	Hou	W	1/1	29	16	55.2	159	1	1	39	3/17	68.0	4	10	0	152	46.9
TOTALS			9/7	165	84	50.9	875	1	11	47	29/185	40.8	30	103	0	793	22.1

2006														Total	Pct.		
Date	Opp	W/L	P/S	Att	Cmp	Pct	Yds	TD	Int	Lg	Sk/Yds	Rtg	Rsh	Yds	TD	Net Yds.	Offense
Sep 10	at Arz	L	1/1	40	23	57.5	288	1	0	46	1/2	88.3	0	0	0	286	72.8
Sep 17	StL	W	1/1	22	11	50.0	233	1	0	72t	0/0	103.9	3	-1	0	232	64.4
Sep 24	Phi	L	1/1	46	27	58.7	293	1	0	75	3/24	84.8	6	39	0	308	78.6
Oct 1	at KC	L	1/1	25	13	52.0	92	0	2	22	4/16	27.4	4	11	0	87	52.7
Oct 8	Oak	W	1/1	19	15	78.9	165	3	1	33t	0/0	120.5	2	10	0	175	53.0
Oct 15	SD	L	1/1	31	20	64.5	214	2	1	25	5/32	92.7	0	0	0	182	66.4
Oct 29	at Chi	L	1/1	25	14	56.0	135	1	2	25	2/14	51.3	5	23	0	144	58.1
Nov 5	Min	W	1/1	21	13	61.9	105	0	1	22	3/14	54.7	3	4	0	95	71.4
Nov 12	at Det	W	1/1	20	14	70.0	136	0	0	23	3/19	88.8	8	15	0	132	42.0
Nov 19	Sea	W	1/1	25	19	76.0	163	1	0	23	1/9	105.9	1	1	1	155	37.3
Nov 26	at StL	L	1/1	25	13	52.0	148	1	2	28	0/0	50.1	0	0	0	148	46.4
Dec 3	at NO	L	1/1	28	14	50.0	171	1	3	48t	4/26	41.5	0	0	0	145	71.8
Dec 10	GB	L	1/1	29	12	41.4	201	1	2	52t	1/7	48.2	3	4	0	198	58.2
Dec 14	at Sea	W	1/1	25	14	56.0	162	2	0	54	0/0	102.4	6	33	1	195	50.0
Dec 24	Arz	L	1/1	29	18	62.1	190	0	1	44	4/16	66.7	0	0	0	174	78.0
Dec 31	at Den	W	1/1	32	17	53.1	194	1	1	35	4/23	69.0	3	8	0	179	49.7
TOTALS			16/16	442	257	58.1	2,890	16	16	75	35/202	74.8	44	147	2	2,835	58.3

2007														Total	Pct.		
Date	Opp	W/L	P/S	Att	Cmp	Pct	Yds	TD	Int	Lg	Sk/Yds	Rtg	Rsh	Yds	TD	Net Yds.	Offense
Sep 10	Arz	W	1/1	31	15	48.4	126	0	0	22	3/24	59.3	3	36	0	138	73.2
Sep 16	at StL	W	1/1	17	11	64.7	126	0	0	34	4/29	86.9	2	-1	0	96	51.6
Sep 23	at Pit	L	1/1	35	17	48.6	209	1	1	31	2/11	65.1	3	32	0	230	79.6
Sep 30	Sea	L	1/1	1	0	0.0	0	0	0	0	1/10	39.6	0	0	0	-10	0.0
Oct 28	NO	L	1/1	43	22	51.2	190	1	0	20	2/13	70.9	4	16	0	193	74.2
Nov 4	at Atl	L	1/1	38	17	48.6	149	0	3	21	2/14	22.8	0	0	0	135	53.8
Nov 12	at Sea	L	1/1	28	12	42.9	114	0	0	45	3/20	54.8	1	6	0	100	57.8
TOTALS			7/7	193	94	48.7	914	2	4	45	17/121	57.2	13	89	0	882	23.3

2009														Total	Pct.		
Date	Opp	W/L	P/S	Att	Cmp	Pct	Yds	TD	Int	Lg	Sk/Yds	Rtg	Rsh	Yds	TD	Net Yds.	Offense
Oct 25	at Hou	L	1/0	22	15	68.2	206	3	1	29t	0/0	118.6	2	16	0	222	74.7
Nov 1	at Ind	L	1/1	32	19	59.4	198	1	1	27	4/16	74.7	1	10	0	192	65.1
Nov 8	Ten	L	1/1	45	29	64.4	286	2	3	40	4/36	69.3	2	11	0	261	72.9
Nov 12	Chi	W	1/1	23	16	69.6	118	0	1	20	2/12	63.3	2	2	0	108	50.0
Nov 22	at GB	L	1/1	33	16	48.5	227	3	1	38t	3/12	88.8	1	2	0	217	76.4
Nov 29	Jax	W	1/1	41	27	65.9	232	2	0	30	0/0	96.8	3	8	0	240	84.5
Dec 6	at Sea	L	1/1	45	27	60.0	310	2	0	42	1/7	95.6	1	1	0	304	85.4
Dec 14	Arz	W	1/1	35	19	54.3	144	2	2	35t	1/6	59.7	4	2	0	140	42.8
Dec 20	at Phi	L	1/1	37	20	54.1	177	1	3	22	3/23	42.3	1	1	0	155	59.4
Dec 27	Det	W	1/1	31	20	64.5	230	1	0	50	1/4	97.5	3	-3	0	223	71.9
Jan 3	at StL	W	1/1	28	17	60.7	222	1	0	73t	3/18	97.6	4	1	0	205	62.3
TOTALS			11/10	372	225	60.5	2,350	18	12	73t	22/134	81.5	24	51	0	2,062	44.3

SMITH'S GAME-BY-GAME

Only games Smith has appeared in on offense are listed

2010													Total			Pct.	
Date	Opp	W/L	P/S	Att	Cmp	Pct	Yds	TD	Int	Lg	Sk/Yds	Rtg	Rsh	Yds	TD	Net Yds.	Offense
Sep 12	at Sea	L	1/1	45	26	57.8	225	0	2	23	2/11	52.5	0	0	0	214	81.4
Sep 20	NO	L	1/1	32	23	71.9	275	1	2	41	0/0	82.2	4	28	0	303	72.6
Sep 26	at KC	L	1/1	42	23	54.8	232	1	1	41	5/24	68.8	0	0	0	208	82.9
Oct 3	at Atl	L	1/1	32	21	65.6	188	1	2	19	1/7	65.6	1	1	0	182	69.5
Oct 10	Phi	L	1/1	39	25	64.1	309	3	2	36	2/19	92.8	3	16	0	306	84.1
Oct 17	Oak	W	1/1	33	16	48.5	196	2	0	35	2/5	87.4	4	-2	0	194	55.6
Oct 24	at Car	L	1/1	19	9	47.4	129	1	0	53	1/8	87.4	0	0	0	121	42.9
Dec 12	Sea	W	1/1	27	17	63.0	255	3	0	62t	2/14	130.9	4	12	0	253	75.3
Dec 16	at SD	L	1/1	29	19	65.5	165	0	1	36	6/34	66.0	1	6	0	137	71.4
Dec 26	at StL	L	1/0	15	10	66.7	120	0	0	33	2/4	91.0	0	0	0	116	35.0
Jan 2	Arz	W	1/1	29	15	51.7	276	2	0	59	2/14	107.8	1	-1	0	261	72.1
TOTALS			11/10	342	204	59.6	2,370	14	10	62t	25/140	82.1	18	60	0	2,295	67.3

2011													Total			Pct.	
Date	Opp	W/L	P/S	Att	Cmp	Pct	Yds	TD	Int	Lg	Sk/Yds	Rtg	Rsh	Yds	TD	Net Yds.	Offense
Sep 11	Sea	W	1/1	20	15	75.0	124	0	0	27	0/0	90.4	7	22	1	146	69.8
Sep 18	Dal	L	1/1	24	16	66.7	179	2	1	29t	6/47	99.1	3	21	0	153	74.2
Sep 25	at Cin	W	1/1	30	20	66.7	201	0	0	39	5/25	85.6	0	0	0	176	77.8
Oct 2	at Phi	W	1/1	33	21	63.6	291	2	0	44	3/13	112.1	1	-1	0	277	62.6
Oct 9	TB	W	1/1	19	11	57.9	170	3	0	26t	0/0	127.2	0	0	0	170	40.6
Oct 16	at Det	W	1/1	32	17	53.1	125	1	1	27	2/14	60.0	2	5	0	116	36.9
Oct 30	Cle	W	1/1	24	15	62.5	177	1	0	41	1/3	98.8	4	22	0	196	56.3
Nov 6	at Was	W	1/1	24	17	70.8	200	1	0	30t	2/12	109.7	4	9	0	197	49.5
Nov 13	NYG	W	1/1	30	19	63.3	242	1	1	31t	2/14	85.7	6	27	0	255	83.6
Nov 20	Arz	W	1/1	38	20	52.6	267	2	1	38	0/0	81.8	7	17	0	284	65.9
Nov 24	at Bal	L	1/1	24	15	62.5	140	0	1	20	9/44	61.1	2	12	0	108	63.5
Dec 4	StL	W	1/1	23	17	73.9	274	2	0	56t	4/29	142.3	2	10	0	255	65.5
Dec 11	at Arz	L	1/1	37	18	48.6	175	0	0	32	5/32	62.3	1	-3	0	143	61.3
Dec 19	Pit	W	1/1	31	18	58.1	187	1	0	31	0/0	86.4	3	12	0	199	69.3
Dec 24	at Sea	W	1/1	26	14	53.8	179	0	0	41	2/8	75.6	5	22	0	193	55.3
Jan 1	at StL	W	1/1	30	20	67.7	213	1	0	44	3/22	98.7	5	4	1	201	62.6
TOTALS			16/16	445	273	61.4	3,144	17	5	56t	44/263	90.7	47	175	1	3,069	61.7

2011 Postseason													Total			Pct.	
Date	Opp	W/L	P/S	Att	Cmp	Pct	Yds	TD	Int	Lg	Sk/Yds	Rtg	Rsh	Yds	TD	Net Yds.	Offense
Jan 14	NO	W	1/1	42	24	57.1	299	3	0	49t	4/35	103.2	1	28	1	292	71.7
Jan 22	NYG	L	1/1	26	12	46.2	196	2	0	73t	3/18	97.6	6	42	0	220	67.1
TOTALS			2/2	68	36	52.9	495	5	0	73t	7/53	101.0	7	70	1	512	69.7



JUSTIN SMITH

94

DEFENSIVE TACKLE
6-4 | 285

MISSOURI | 12TH YEAR
BORN 9.30.79 | HOLTS SUMMIT, MO
ACQUIRED FA IN '08
JEFFERSON CITY HS, JEFFERSON CITY, MO

A relentless and explosive defender, Justin Smith anchors the 49ers defensive front. Nicknamed "Cowboy" for his blue-collar, Midwestern approach to his job, and life in general, Smith was a key orchestrator in the 49ers player-organized 2011 offseason workouts. A candidate for 2011 NFL Defensive Player of the Year, Smith registered 105 tackles, 11 TFLs, 3 FFs and 1 FR. He posted 7.5 sacks and became just the third player in franchise history to register at least 6.0 sacks in four consecutive seasons. Smith started 185 consecutive games from 2001-12. Since joining the 49ers in 2008, Smith has recorded 31.0 sacks and ranks 1st in the NFL among defensive tackles over that span. His 31.0 sacks rank 2nd in franchise history to DT Dana Stubblefield (46.5) for most sacks by a defensive tackle. In 2010, Smith tied his career high with 8.5 sacks, matching the total from his rookie year in 2001.



// CAREER HIGHLIGHTS

- Selected to four consecutive Pro Bowls (2009-12).
- Owned a streak of 185 consecutive starts, beginning during his rookie season through 12/16/12.
- Set a single-game career-high with 3.5 sacks at StL (1/3/10).
- Played the most snaps of any NFL defensive lineman in 2007, lining up for 97.9 percent of plays on defense as the Bengals franchise player.
- Has posted at least 5.0 sacks in 10 of his 12 seasons played.
- Posted at least 6.0 sacks in four consecutive seasons, becoming just the 3rd player in franchise history to do so.

// 2012 AWARDS & HONORS

- AP Second-Team All-Pro (DT)
- AP Second-Team All-Pro (DE)
- NFC Pro Bowl (Starter)
- Mid-Season All-Pro 2nd Team by *USA Today*

// 2012 HIGHLIGHTS

- Registered a career-high 130 total tackles on the season.
- Part of D-Line that only allowed 45 yds. on the ground at GB (9/9). The 45 rush yds. were the fewest on the ground by GB since 9/28/08 at TB (28 yds.).
- Registered 1st FR of the season at NYJ (9/30) after LB Aldon Smith knocked the ball out of QB Mark Sanchez's hands. The turnover led to K David Akers 36-yd. FG right before halftime.
- Was part of defense that held NYJ (9/30) to 145 total yds. on offense and just 45 yds. rushing in 34-0 road win. The defensive unit recorded 3.0 sacks, 3 FRs and 1 TD.

- Held NYJ (9/30) to 145 total yds. on offense and just 45 rushing in 34-0 road win. The defensive unit recorded 3 sacks, 3 FRs and 1 TD.
- Led team with 15 tackles vs. Sea. (10/18)
- Was part of the defense that did not allow a TD in back-to-back games vs. Sea. (10/18) and at Arz. (10/29), limiting Sea. to only 2 FGs. and Arz. to 3 pts. It was part of a stretch where the 49ers defense did not allow a TD in 4 of 5 games, a first in franchise history.
- Smith and the 49ers defense held Arz. (10/29) to just 7 yds. rushing, tying the fewest rushing yds. the 49ers have allowed in a single game in franchise history [7 at NO (10/1/72)], and the lowest rushing output allowed in any game during the entire 2012 NFL season.
- Smith and the 49ers defense limited Chi. (11/19) to 143 yds. of total offense (85 rushing; 58 passing). The 143 yds. of total offense allowed was the 2nd lowest total in the NFL this season at that point, [Hou. allowed 117 yds. at Jax. (9/16)] and fewest given up by the 49ers since 1/3/10 (109 yds. at StL). The 58 passing yds. allowed by the 49ers defense are the fewest given up since 1/3/10 (22 yds. at StL).
- Recorded 0.5 sack vs. Chi. (11/19) when he combined with LB Aldon Smith to take down QB Jason Campbell.
- Registered 1.5 sacks at NO (11/20), taking down QB Drew Brees and reached 100 tackles on the season.
- Sacked QB Sam Bradford at StL (12/2).

SMITH'S GAME-BY-GAME

2012

Date	Opp	W/L	P/S	Tot	Sol	Ast	Sk	Yds	Int	Yds	PD	FF	FR	Yds
Sep 9	at GB	W	1/1	3	2	1	0.0	0.0	0	0	0	0	0	0
Sep 16	Det	W	1/1	11	8	3	0.0	0.0	0	0	0	0	0	0
Sep 23	at Min	L	1/1	11	7	4	0.0	0.0	0	0	0	0	0	0
Sep 30	at NYJ	W	1/1	8	5	3	0.0	0.0	0	0	1	0	1	0
Oct 7	Buf	W	1/1	5	3	2	0.0	0.0	0	0	0	0	0	0
Oct 14	NYG	L	1/1	10	6	4	0.0	0.0	0	0	0	0	0	0
Oct 18	Sea	W	1/1	15	9	6	0.0	0.0	0	0	0	0	0	0
Oct 29	at Arz	W	1/1	5	1	4	0.0	0.0	0	0	0	0	0	0
Nov 11	StL	T	1/1	12	7	5	0.0	0.0	0	0	0	0	0	0
Nov 19	Chi	W	1/1	12	8	4	0.5	4.0	0	0	0	0	0	0
Nov 25	at NO	W	1/1	11	6	5	1.5	12.0	0	0	0	0	0	0
Dec 2	at StL	L	1/1	11	10	1	1.0	7.0	0	0	0	0	0	0
Dec 9	Mia	W	1/1	10	6	4	0.0	0.0	0	0	1	0	0	0
Dec 16	at NE	W	1/1	6	3	3	0.0	0.0	0	0	0	0	0	0
Dec 23	at Sea	L	-	-	-	-	INACTIVE (Elbow)	-	-	-	-	-	-	-
Dec 30	Arz	W	-	-	-	-	INACTIVE (Elbow, Triceps)	-	-	-	-	-	-	-
TOTALS				14/14	130	81	49	3.0	23.0	0	0	2	0	1

2012 Postseason

Date	Opp	W/L	P/S	Tot	Sol	Ast	Sk	Yds	Int	Yds	PD	FF	FR	Yds
Jan 12	GB	W	1/1	8	4	4	0.0	0.0	0	0	0	0	0	0
Jan 20	at Atl	W	1/1	10	6	4	0.0	0.0	0	0	0	0	0	0
Feb 3	Bal	-	-	-	-	-	-	-	-	-	-	-	-	-
TOTALS				2/2	18	10	8	0.0	0.0	0	0	0	0	0

// GOLDMINE

- Justin joins RB Frank Gore and LB Patrick Willis as the only two-time recipients of the 49ers Bill Walsh Award in team history. The Bill Walsh Award is voted on by the coaches and awarded to the 49ers team MVP.
- Justin was one of the most sought-after free agents in the 2008 offseason. When the 49ers brought him in for a visit, they knew they had to sell the Midwesterner on the California lifestyle. Justin, who often wears cowboy boots and grew up on his father's cattle ranch in Missouri, discussed the 49ers defensive philosophy in depth with the team's coaches. Although Justin enjoys the Bay Area, he looks to eventually return to his roots. "When I'm done playing ball, I'll probably move to Missouri or Texas and get a ranch. That's how I grew up. I think it teaches you survival."

FILM STUDY

"I don't know what you do with Justin Smith. He's excellent outside. He's excellent inside. You get to a certain point in your career and it's not about numbers anymore, it's about team success. I think that's been part of Justin Smith his entire career. One of my favorite people to sit down and have a conversation with."

- Former Cowboys FB and Current FOX Analyst Daryl Johnston

THE SCOUTING REPORT

"Every team in the league would love to have Justin Smith on their team...This is a strong man who plays with incredible leverage. But he plays like a guy that's fighting to make the roster. That's a special combination, a rare combination. A great football player. Glad we have him on our team because I know there's 31 other teams that would love to have him." - 49ers Head Coach Jim Harbaugh

SMITH'S GAME-BY-GAME

YEAR	TEAM	GP	GS	TACKLES					YDS	INTERCEPTIONS				FUMBLES		
				TOT	SOL	AST	SACKS	INT		YDS	LG	TD	PD	FF	FR	YDS
2001	CIN	15	11	67	60	7	8.5	76.0	2	28	21	0	5	0	0	0
2002	CIN	16	16	67	53	14	6.5	56.0	0	0	0	0	3	2	0	0
2003	CIN	16	16	91	55	36	5.0	16.5	0	0	0	0	3	0	0	0
2004	CIN	16	16	97	57	40	8.0	70.5	0	0	0	0	2	2	2	0
2005	CIN	16	16	92	59	33	6.0	24.0	0	0	0	0	2	1	1	0
2006	CIN	16	16	110	59	51	7.5	50.5	0	0	0	0	3	1	2	0
2007	CIN	16	16	103	61	42	2.0	6.0	0	0	0	0	3	0	0	0
2008	SF	16	16	104	62	42	7.0	51.0	1	0	0	0	3	1	0	0
2009	SF	16	16	90	48	42	6.0	65.0	0	0	0	0	1	2	2	0
2010	SF	16	16	107	76	31	8.5	51.5	0	0	0	0	1	1	0	0
2011	SF	16	16	105	68	37	7.5	44.0	0	0	0	0	2	3	1	0
2012	SF	14	14	130	81	49	3.0	23.0	0	0	0	0	2	0	1	0
TOTALS		189	185	1,163	739	424	75.5	534.0	3	28	21	0	30	13	9	0

PLAYOFFS

YEAR	TEAM	GP	GS	TACKLES					YDS	INTERCEPTIONS				FUMBLES		
				TOT	SOL	AST	SACKS	INT		YDS	LG	TD	PD	FF	FR	YDS
2005	CIN	1	1	3	2	1	0.0	0.0	0	0	-	0	0	0	0	0
2011	SF	2	2	16	10	6	2.0	19.0	0	0	-	0	0	0	0	0
2012	SF	2	2	18	10	8	0.0	0.0	0	0	-	0	0	0	0	0
TOTALS		5	5	37	22	15	2.0	19.0	0	0	-	0	0	0	0	0

Milestones:

NFL Debut: vs. Bal. (9/23/01); **First Start:** vs. Chi. (10/21/01); **First Sack:** at SD (9/30/01 – QB Doug Flutie); **50th Sack:** vs. Was. (12/28/08 – QB Jason Campbell); **First INT:** at Det. (10/28/01 – QB Charlie Batch); **First FF:** vs. NO (12/22/02 – QB Aaron Brooks); **First FR:** vs. Pit. (11/21/04 – QB Ben Roethlisberger); **1,000th Tackle:** vs. StL (12/4/11)

SMITH'S CAREER HIGHS

Total Tackles: 15 vs. Sea. (10/18/12)

Solo: 10 at StL (12/2/12)

Assists: 7 (2 times) Last vs. Pit. (12/31/06)

Sacks: 3.5 at StL (1/3/10)

INTs: 1 (3 times) Last vs. Det. (9/21/08)

Forced Fumbles: 1 (13 times) Last at Arz. (12/11/11)

Fumble Recoveries: 1 (9 times) Last at NYJ (9/30/12)

// TRANSACTIONS

Originally a 1st-round (4th pick overall) draft choice by Cin. in 2001...
Signed by SF as an unrestricted free agent from Cin. on 3/1/08.

// AWARDS & HONORS

2001: PFW/PFWA All-Rookie Team

2008: Bill Walsh Award

2009: NFC Pro Bowl

2010: NFC Pro Bowl - 2nd Selection, PERRY/YONAMINE Unity Award, Ed Block Courage Award, Hazeltine Ironman Award

2011: AP First-Team (DT) & Second-Team (DE) All-Pro, NFC Pro Bowl, All-Pro Team by *Sports Illustrated's* Peter King, All-Pro Team by *Dallas Morning News's* Rick Gosselin, Defensive Player of the Year by *Sports Illustrated's* Peter King, USA Football All-Fundamentals Team, Bill Walsh Award, Hazeltine Ironman Award, Len Eshmont Award

// 2011 (SAN FRANCISCO)

- With 7.5 sacks on the season, Smith became just the 3rd player in franchise history to register at least 6.0 sacks in four consecutive seasons.
- Posted his 11th career multi-sack game with 2.0 sacks vs. Sea (9/11 - QB Tarvaris Jackson), notching a sack in three of the past four years on opening day.
- Recorded a game-changing FF on the 49ers 31-yd. line (WR Jeremy Maclin) at Phi. (10/2) that S Dashon Goldson recovered, stopping a potential Phi. come-from-behind score with 2:15 remaining.
- Delivered 1.5 sacks and 9 tackles (8 solo) at Det. (10/16) in come-from-behind 49ers 25-19 victory.
- Smith batted down Giants QB Eli Manning's 4th-down pass from the 10-yd. line deep in 49ers territory with 34 seconds remaining to preserve a 27-20 victory vs. NYG (11/13).
- Helped limit the Rams to just 31 yds. rushing without allowing a rushing first down vs. StL (12/4). This marked the first time the 49ers defense did not allow a rushing first down since 11/29/10 at Arz.
- Recorded his third FF of the year at Arz. (12/11) after taking down QB Kevin Kolb for his 5.5 sack on the season.
- Picked up his first FR of the season and 8th of his career after DT Ray McDonald and LB Aldon Smith sacked QB Ben Roethlisberger vs. Pit. (12/19). The takeaway led to a 5-yd. TD run by RB Frank Gore to give the 49ers a 20-3 lead.
- Brought down Saints QB Drew Brees for a 9-yd. loss in the 3rd qtr. vs. NO (1/14) in the NFC Divisional Round.
- Posted a season-high 12 tackles vs. NYG (1/22) in the NFC Championship game.

// 2010 (SAN FRANCISCO)

- Led the team with 8.5 sacks on the season. It marked the most sacks he has had in a single year since he accomplished that feat his rookie season in 2001 as a member of the Cincinnati Bengals.
- Brought down QB Kevin Kolb for 2.0 sacks vs. Phi. (10/10).
- Posted his second multi-sack game of the season as he dropped QB Kyle Orton two times vs. Den. (10/31), while adding 5 tackles, 6 QB pressures and 5 QB hits.
- Brought down QB Sam Bradford for 1.0 sack vs. StL (11/14).
- Combined with DT Isaac Sopoaga to bring down QB Aaron Rodgers at GB (12/5) on a third down play in the 4th qtr.
- Registered 3.0 sacks on the day vs. Arz. (1/2), giving him a team-high 8.5 sacks to finish the year.

// 2009 (SAN FRANCISCO)

- Ranked t-2nd on the team in sacks (6.0).
- Led defensive linemen and ranked 4th on the team with 90 tackles. Led team in QB pressures (78) and QB hits (52).
- Tallied 1.0 sack, 1 FF, 13 QB pressures and 9 hits on QB Kurt Warner at Arz. (9/13). The sack and FF came as time expired to seal the victory.
- Posted a season-high 10 tackles and 1 PD at Hou. (10/25).
- Led team with 6 QB pressures and 5 QB hits vs. Chi. (11/12), while limiting RB Matt Forte to 41 yds. rushing on 20 carries (2.1 avg.).
- Registered 1.5 sacks to go along with 1 FF and 1 FR vs. Jax. (11/29).
- Tallied a career-high 3.5 sacks and 10 tackles at StL (1/3).

// 2008 (SAN FRANCISCO)

- Started all 16 games for 7th consecutive season and ranked 4th on team in tackles (104), 2nd in sacks (7.0) and 1st in QB pressures (57).
- Earned the Bill Walsh Award, which is given to team's MVP as voted upon by the coaches.
- Made 49ers debut vs. Arz. (9/7) and had 8 tackles and 1.0 sack.
- Recorded an INT with 1:50 to play vs. Det. (9/21) in 31-13 victory. Also posted a sack, which forced a fumble by QB Jon Kitna.

// 2007 (CINCINNATI)

- Led all Bengals D-linemen and ranked 2nd on team with 103 tackles to go along with 2.0 sacks and 3 PDs. His 103 stops were 34 more than any other Bengals lineman. Lined up on 97.9 percent of defensive plays, which was the most of any NFL defensive lineman.
- Led team in tackles in consecutive weeks, recording 10 vs. NYJ (10/21) followed by 11 vs. Pit. (10/28).
- Registered 6 tackles and forced a punt after dropping QB Steve McNair for a sack at Bal. (11/11).

// 2006 (CINCINNATI)

- Posted a career-high 110 tackles.
- Tied career-high with 3.0 sacks in season opener at KC (9/10) to go along with 7 tackles, 1 FF and 1 FR. On Smith's third sack, he forced a 4th-qtr. fumble by Huard for an 8-yd. loss and recovered loose ball to help seal 23-10 win.
- Matched career-high with 13 tackles vs. Atl. (10/29).

// 2005 (CINCINNATI)

- Logged a team-high 6.0 sacks.
- Led line with 8 tackles vs. Hou. (10/2), including a key sack of QB David Carr in which he forced a fumble to help set up a FG for 16-10 final margin.
- Led defensive line with 6 tackles in pivotal win at Pit. (12/4), including a 2-yd. sack of QB Ben Roethlisberger on 4th down at Steelers' 19-yd. line late in 4th qtr.

// 2004 (CINCINNATI)

- Notched a team-high 8.0 sacks. His 97 tackles led the D-line and ranked 3rd on team. Led team in defensive snaps, lining up on 94.4 percent of plays.
- Recorded 10 tackles, 2.0 sacks and 1 FF vs. Den. (10/25).
- Had key sack of QB Eli Manning vs. NYG (12/26), forcing Giants to settle for FG and 19-17 lead in game Bengals came back to win 23-22.



// 2003 (CINCINNATI)

- Led D-line with 91 tackles and had 5.0 sacks.
- Led team with 13 tackles in victory vs. Bal. (10/19).

// 2002 (CINCINNATI)

- Led team with 6.5 sacks.

// 2001 (CINCINNATI)

- Selected to PFW/PFWA All-Rookie Team
- Missed season-opener due to contract negotiations, finishing the year with a rookie franchise record 8.5 sacks (breaking James Francis 8.0 in 1990).
- Recorded first career sack at SD (9/30), dropping QB Doug Flutie for 13-yd. loss.
- Posted first NFL INT at Det. (10/28) off QB Charlie Batch.
- Had 3.0 sacks on QB Mark Brunell vs. Jax. (12/9).

// COLLEGE

Entered 2001 NFL Draft after junior season at Missouri, where he logged 11 sacks, 97 tackles and 24 TFLs. His sacks and TFLs set school season records. Earned first-team All-America honors as a junior and was a unanimous selection to All-Big 12 first team. Earned first-team All-Big 12 honors as a sophomore. In 1998, became first true freshman since 1986 to start every game for Missouri.

// PERSONAL

- All-state and two-time all-district football choice at Jefferson City (MO) HS, where he was selected to *Super Prep's* All-America and Top 50 teams as a senior.
- Born Justin Smith (9/30/79) in Holts Summit, MO.

// INJURY REPORT

2012: Inactive for 2 games with elbow and triceps injuries at Sea. (12/23) and vs. Arz. (12/30).



SOPOAGA'S CAREER STATISTICS

YEAR	TEAM	GP	GS	TACKLES					INTERCEPTIONS					FUMBLES			
				TOT	SOL	AST	SACKS	YDS	INT	YDS	LG	TD	PD	FF	FR	YDS	
2004	SF	–	–	–	–	INJURED RESERVE (Back)			–	–	–	–	–	–	–	–	–
2005	SF	16	1	28	18	10	0.0	0.0	0	0	0	0	1	0	0	0	
2006	SF	15	2	28	18	10	1.5	7.5	0	0	0	0	3	1	1	0	
2007	SF	16	5	58	27	31	1.5	10.0	0	0	0	0	1	0	0	0	
2008	SF	16	15	66	40	26	1.0	7.0	0	0	0	0	1	0	0	0	
2009	SF	16	16	69	33	36	1.0	8.0	0	0	0	0	1	0	0	0	
2010	SF	16	16	75	40	35	1.5	9.5	0	0	0	0	1	0	0	0	
2011	SF	15	15	68	39	29	0.0	0.0	0	0	0	0	0	0	1	0	
2012	SF	15	10	55	25	30	1.0	1.0	0	0	0	0	0	0	0	0	
TOTALS		125	80	447	240	207	7.5	43.0	0	0	0	0	8	1	2	0	

PLAYOFFS

YEAR	TEAM	GP	GS	TACKLES					INTERCEPTIONS					FUMBLES			
				TOT	SOL	AST	SACKS	YDS	INT	YDS	LG	TD	PD	FF	FR	YDS	
2011	SF	2	2	10	5	5	0.0	0.0	0	0	–	0	0	0	0	0	0
2012	SF	2	0	4	3	1	1.0	0.0	0	0	–	0	0	0	0	0	0
TOTALS		4	2	14	8	6	1.0	0.0	0	0	–	0	0	0	0	0	0

Additional Statistics:

Receptions – 1: 2011 [18–yd. pass from QB Alex Smith vs. Cle. (10/30/11)]

Milestones:

NFL Debut: vs. StL (9/11/05); **First Start:** at Ten. (11/27/05); **100th Career Game:** at Det. (10/16/11); **First Sack:** vs. Phi. (9/24/06 – QB Donovan McNabb); **First FF:** vs. SD (10/15/06 – RB LaDainian Tomlinson); **First FR:** vs. StL (9/17/06 – QB Marc Bulger)

SOPOAGA'S CAREER HIGHS

Total Tackles: 8 (3 times) Last at Sea. (12/24/11)

Solo: 6 at Bal. (11/24/11)

Assists: 5 (2 times) Last at Min. (9/23/12)

Sacks: 1.0 (6 times) Last at Sea. (12/23/12)

Passes Defensed: 1 (8 times) Last vs. Den. (10/31/10)

Fumble Recoveries: 1 (2 times) Last vs. Cle. (10/30/11)

Receptions: 1 vs. Cle. (10/30/11)

Receiving Yards: 18 vs. Cle. (10/30/11)

// TRANSACTIONS

Originally the first of two 4th-round (104th pick overall) draft choices by SF in 2004...Signed a 5-year contract extension through the 2012 season on 2/27/08.

// AWARDS & HONORS

2010: *USA Today* All-Joe Team

// 2011

- Started every game at NT and saw action as a short-yardage blocker and occasional pass receiver on offense, in 2011.
- Played his 100th career game at Det. (10/16) and recorded 2 tackles.
- Caught his first career NFL pass by hauling in an 18-yd. recept. from QB Alex Smith on 3rd and 3, setting up a 26-yd. FG by David Akers to clinch the 20-10 win vs. Cle. (10/30). He also recovered a fumble on defense in the 1st qtr. which led to a 49ers TD after LB Ahmad Brooks stripped the ball away on the opening drive.
- Tied a career-high with 8 stops and tallied 2 QB pressures and 1 TFL at Bal. (11/24).
- Helped limit the Rams to just 31 yds. rushing without allowing a rushing first down vs. StL (12/4). It marked the first time the 49ers defense did not allow a rushing first down since 11/29/10 at Arz.

// 2010

- Set a career-high with 75 tackles, while tying a career-high with 1.5 sacks.
- Saw action at FB in the 4th qtr. vs. Oak. (10/17) and cleared a running lane for RB Frank Gore to convert a 3rd and 2 play to seal the victory.
- Combined with DT Justin Smith to bring down QB Aaron Rodgers at GB (12/5).
- Sacked QB Philip Rivers at SD (12/16).

// 2009

- Helped hold the Cardinals to 40 yds. rushing on 17 carries (2.4 ypc.) at Arz. (9/13), tallying 4 tackles to go along with 1 PD.
- Registered 7 tackles at Min. (9/27).
- Sacked QB Peyton Manning at Ind. (11/1).

// 2008

- Had 1 PD and a season-high 6 tackles at NO (9/28).
- Registered 5 tackles and 1.0 sack vs. NE (10/5).

// 2007

- Started vs. Sea. (9/30) in nickel set, and vs. StL (11/18), at Arz. (11/25) and at Car. (12/2) in place of an injured DT Aubrayo Franklin (calf) at NT.
- Started at DT in a 4-3 alignment vs. Min. (12/9) and tallied 4 tackles.

// 2006

- Saw action along D-line vs. StL (9/17), recording 3 tackles and recovering a fumble on Rams' 17-yd. line in 4th qtr. when teammate DE Marques Douglas sacked QB Marc Bulger. Fumble recovery yielded 4th-qtr. FG to put 49ers ahead 20-13.
- Posted 3 tackles and first career solo sack at Sea. (12/14), taking down QB Matt Hasselbeck in 3rd qtr. to force a Seattle punt.

- Made first start of season vs. Arz. (12/24) in place of DT Ron Fields (arm) and recorded a career-high 8 tackles.
- Started second consecutive game at Den. (12/31) and posted 3 tackles.

// 2005

- Made first career NFL start at Ten. (11/27) when DT Anthony Adams was moved from NT to LDE in place of injured DE Bryant Young (knee), and responded by recording 3 tackles.

// 2004

- Spent 2004 on IR due to a back injury suffered in training camp.

// COLLEGE

A mainstay on the D-line his last 2 seasons at Hawaii, posted 128 tackles, 2 FRs, 2 FFs and 3 PDs in 25 games with Warriors. First-team All-WAC selection in 2003 and second-team All-WAC choice in 2002. Played 2 years (1999-2000) at College of the Canyons (Santa Clarita, CA), where he was a two-time All-America selection for Cougars, as team won Western State Conference Championship both years. Named National Defensive POY and first-team all-state as a sophomore in 2001. Recorded national record 31.0 sacks as freshman in 2000.

// PERSONAL

- Resides in San Jose with his wife, Tumua, and their four children, Marcia, Valo, Isaako Jr. and Hatesa. Isaac met Tumua in 2004 when she was serving as an Army nurse in Texas
- Prepped at Samoana (Pago Pago, American Samoa) HS, where he lettered twice in football and basketball, and once in baseball.
- Named league's defensive POY and earned first-team all-league honors in football, as a senior. Also earned first-team all-league honors and was a member of the league championship team, as a junior.
- His father and uncles were all named after Knights of the Round Table, by their father Tava. Isaac's father is Tupuola Laniselota, named for Sir Lancelot du Lac.
- His uncle, Ekitoa (named for Sir Hector de Maris), is an Education Specialist for the American Samoan Government. He is the first minister in the Samoan Government to possess a PhD, as he has a Doctorate of Philosophy, Systematic Theology from the University of Melbourne and a Masters in Sacred Theology, Systematic Theology from Yale University
- Inherited a love for music from his uncles and his grandparents, Faauliuli and Tava. His grandfather, Tava, was at one time was a classical choir director. Has a very eclectic collection of music and listens to everything from rap to pop to R&B to country to classical.
- Represents his Samoan culture proudly through the tattoos he has on his body. On his right arm he has tattoos of dolphins, the mascot of his village of Fagasa. On his left arm the tattoos represent his family and various symbols of Samoa.
- Born Isaako Mikelancelot Sopoaga (9/4/81) in Fagasa, American Samoa.
- Majored in sociology.

// INJURY REPORT

- 2004:** Placed on injured reserve prior to the start of the season with a back injury suffered during training camp.
- 2011:** Inactive vs. TB (infection) on 10/9.
- 2012:** Inactive at NYJ (9/30) with an ankle and knee injury.



C.J. SPILLMAN

27

SAFETY
6-0 | 199



MARSHALL | 4TH YEAR
BORN 5.6.86 | LOUISVILLE, KY
ACQUIRED WAI. IN '10 - SD
CENTRAL HS, LOUISVILLE, KY

The 49ers claimed C.J. Spillman off waivers in October 2010, and he immediately made his presence felt on special teams, having recorded 40 tackles on those units over the past two seasons. Spillman led the 49ers in special team tackles (19) and ranked t-7th in the NFL, according to NFL game books, in 2011. He also tied for 2nd on the team with 7 big plays on special teams. Spillman's role on defense also expanded as the 2011 season unfolded.

// 2012 POSTSEASON HIGHLIGHTS

- Recovered a muffed punt by WR Jeremy Ross on the Packers 9-yd. line vs. GB (1/12/13). The takeaway led to a 12-yd. TD pass from QB Colin Kaepernick to WR Michael Crabtree.

// 2012 HIGHLIGHTS

- Notched his first career FR on a muffed punt by RB Marcus Thigpen vs. Mia. (12/9). Spillman recovered the loose ball on the Mia. 9-yd. line, and RB Frank Gore recorded a 1-yd. TD run 2 plays later.

// GOLDMINE

- Spillman prides himself as being a family man and credits his father, Claude, Sr., as having instilled the values and work ethic of his game. His father played football collegiately at Western Kentucky and later spent time with the Dallas Cowboys.
- He says that his favorite thing to do when he is not playing football is hanging out with his two children, Trey and Amaya.

SPILLMAN'S GAME-BY-GAME

2012

Date	Opp	W/L	P/S	Tot	Sol	Ast	Sk	Yds	Int	Yds	PD	FF	FR	Yds
Sep 9	at GB	W	1/0	0	0	0	0.0	0.0	0	0	0	0	0	0
Sep 16	Det	W	1/0	0	0	0	0.0	0.0	0	0	0	0	0	0
Sep 23	at Min	L	1/0	0	0	0	0.0	0.0	0	0	0	0	0	0
Sep 30	at NYJ	W	1/0	1	1	0	0.0	0.0	0	0	0	0	0	0
Oct 7	Buf	W	1/0	1	1	0	0.0	0.0	0	0	0	0	0	0
Oct 14	NYG	L	1/0	0	0	0	0.0	0.0	0	0	0	0	0	0
Oct 18	Sea	W	1/0	0	0	0	0.0	0.0	0	0	0	0	0	0
Oct 29	at Arz	W	1/0	0	0	0	0.0	0.0	0	0	0	0	0	0
Nov 11	StL	T	1/0	1	1	0	0.0	0.0	0	0	0	0	0	0
Nov 19	Chi	W	1/0	0	0	0	0.0	0.0	0	0	0	0	0	0
Nov 25	at NO	W	1/0	0	0	0	0.0	0.0	0	0	0	0	0	0
Dec 2	at StL	L	1/0	0	0	0	0.0	0.0	0	0	0	0	0	0
Dec 9	Mia	W	1/0	0	0	0	0.0	0.0	0	0	0	0	0	0
Dec 16	at NE	W	1/0	0	0	0	0.0	0.0	0	0	0	0	0	0
Dec 23	at Sea	L	1/0	0	0	0	0.0	0.0	0	0	0	0	0	0
Dec 30	Arz	W	1/0	0	0	0	0.0	0.0	0	0	0	0	0	0
TOTALS			16/0	3	3	0	0.0	0.0	0	0	0	0	0	0

2012 Postseason

Date	Opp	W/L	P/S	Tot	Sol	Ast	Sk	Yds	Int	Yds	PD	FF	FR	Yds
Jan 12	GB	W	1/0	0	0	0	0.0	0.0	0	0	0	0	0	0
Jan 20	at Atl	W	1/0	0	0	0	0.0	0.0	0	0	0	0	0	0
Feb 3	Bal													
TOTALS			2/0	0	0	0	0.0	0.0	0	0	0	0	0	0



SPILLMAN'S CAREER STATISTICS

YEAR	TEAM	GP	GS	TACKLES					INTERCEPTIONS					FUMBLES			
				TOT	SOL	AST	SACKS	YDS	INT	YDS	LG	TD	PD	FF	FR	YDS	
2009	SD	5	1	8	6	2	0.0	0.0	0	0	0	0	0	0	0	0	0
2010	SD/SF	16	0	1	0	1	0.0	0.0	0	0	0	0	0	0	0	0	0
2011	SF	16	0	4	3	1	0.0	0.0	0	0	0	0	0	0	0	0	0
2012	SF	16	0	3	3	0	0.0	0.0	0	0	0	0	0	0	0	0	0
TOTALS		53	1	16	12	4	0.0	0.0	0	0	0	0	0	0	0	0	0

PLAYOFFS

YEAR	TEAM	GP	GS	TACKLES					INTERCEPTIONS					FUMBLES			
				TOT	SOL	AST	SACKS	YDS	INT	YDS	LG	TD	PD	FF	FR	YDS	
2011	SF	2	0	2	2	0	0.0	0.0	0	0	0	0	0	0	0	0	0
2012	SF	2	0	0	0	0	0.0	0.0	0	0	0	0	0	0	0	0	0
TOTALS		4	0	2	2	0	0.0	0.0	0	0	0	0	0	0	0	0	0

Additional Statistics:

Special Teams Tackles: Regular Season – 61: 2009 (5), 2010: (27; SD – 6; SF – 21), 2011 (19), 2012 (10); Postseason – 4: 2011 (2), 2012 (2)

TFL: 1

Special Teams Fumble Recoveries: Regular Season – 1: 2012 (1); Postseason – 1: 2012 (1)

Milestones:

NFL Debut: at NYG (11/8/09); **First Career Start:** at Dal. (12/13/09); **First Special Teams FR:** vs. Mia. (12/9/12 – RB Marcus Thigpen); **50th Game:** vs. Mia. (12/9/12)

SPILLMAN'S CAREER HIGHS

Total Tackles: 4 at Cle. (12/6/09)

Assists: 1 (4 times) Last at Cin. (9/25/11)

Solo: 3 at Cle. (12/6/09)



// TRANSACTIONS

Originally signed by SD as an undrafted rookie FA on 4/27/09...
Waived by SD on 10/11/10...Claimed off waivers by SF on 10/12/10...
Re-signed three-year contract through 2014 on 3/6/12.

// AWARDS & HONORS

2011: All-NFC West Specialist by ESPN's Mike Sando

// 2011 (SAN FRANCISCO)

- Led team with 19 special teams tackles on the season.
- Tackled Ravens RB Ray Rice on second-and-goal from the 1-yard line at Bal. (11/24) for a 4-yard loss.
- Spillman and the 49ers punt team held league-leader Cardinals CB Patrick Peterson to 44 yds. on 5 PRs at Arz. (12/11), shaving 8.7 yds. off his average PR. He also tipped P Andy Lee's 42-yd. punt at Arizona's 1-yd. line, back to LB Blake Costanzo to down the ball.
- Led team with 3 special teams stops at Sea. (12/24) and at StL (1/1).

// 2010 (SAN DIEGO/SAN FRANCISCO)

- Claimed off waivers by SF on 10/12.
- Finished the season ranked 2nd on team with 21 special teams tackles.
- Made his 49ers debut vs. Oak. (10/17) and registered 2 special teams tackles.
- Saw extended action on defense in the 4th qtr. vs. Sea. (12/12).

// 2009 (SAN DIEGO)

- Made his first-career start as a member of the Chargers at Dal. (12/13) and had a 3rd-down PD in the 2nd qtr. that forced a 42-yd. FGA that went WL to preserve a lead.
- Received a game ball for season-high three special teams tackles vs. Was. (1/3).

// COLLEGE

Played in 46 games (33 starts) for the Thundering Herd, recording 319 tackles, 6.5 TFLs, 3 INTs, 6 FFs and 17 PDs. As a senior, started all 11 games in which he appeared, notching 71 tackles, 1.5 TFLs, FF and 4 PDs, earning second-team All-Conference USA honors. In 2007, earned second-team All-Conference USA honors while starting all 12 games and registering 131 tackles, 2.5 TFLs, 3 FFs and 6 PDs. As a sophomore, played in 12 games (9 starts) and tallied 79 tackles, 1.5 TFLs, 2 INTs (returning one for a TD), FF and 4 PDs. In 2005, played in 11 games (1 start) and recorded 38 tackles, TFL, INT, FF and 3 PDs.

// PERSONAL

- Attended Central (Louisville, KY) HS, earning all-state and all-conference honors as a junior and senior.
- Starred at RB before switching to safety as a senior, leading the team in INTs.
- Also lettered 3 times in track.
- Has a daughter, Amaya, and a son, Trey.
- Born Claude Norman Spillman, Jr. (5/6/86) in Louisville, KY.
- Majored in management.





JOE STALEY

74

TACKLE
6-5 | 315

CENTRAL MICHIGAN | 6TH YEAR
BORN 8.30.84 | ROCKFORD, MI
ACQUIRED D-1B IN '07
ROCKFORD HS, ROCKFORD, MI

Joe Staley has showcased his abilities on the 49ers offensive line since being chosen as the second of San Francisco's two 1st-round draft picks in 2007. He earned his first career Pro Bowl berth following the 2011 season after his stellar play. Staley was part of an offensive line that helped the team rush for 1,928 yards, ranking 7th in the NFL. During the 2011 offseason, Staley increased his role as a leader in helping to orchestrate the player-organized workouts and camps. As a rookie, he started all 16 contests at right tackle before switching to left tackle in his second year. A product of Central Michigan, Staley became the first player in school history to be drafted in the 1st round of the NFL Draft. Although he plays with a mean streak on the field, off the field, the charismatic Staley keeps his teammates and the fans entertained as the host of *The Joe Show*, on 49ers.com.



// 2012 HIGHLIGHTS

- The 49ers starting 5 offensive linemen were one of just three NFL teams to have the same unit start all 16 regular season games (Min., NYJ).
- Part of offensive line that helped RB Frank Gore rush for 112 yds. at GB (9/9), becoming the 1st RB since Garrison Hearst to rush for 100 yds. on opening day. The team rushed for 186 yds. on the day with a 5.8 avg.
- Paved the way as the team rushed for a season-high 245 yds. on 44 carries as 9 different players carried the ball at NYJ (9/30).
- Helped the 49ers offense set a team record with 621 total yds. (311 rushing, 310 passing) vs. Buf. (10/7), surpassing the 49ers previous franchise record of 598 vs. Buf. (9/13/92). San Francisco became the first team in NFL history to post 300-or-more yds. rushing and passing in the same game. For the first time in 49ers history since 11/19/61 vs. Chi., San Francisco posted a 300-yd. passer (QB Alex Smith 303 yds.), 2, 100 yd-receivers (WR Michael Crabtree - 113 yds.; TE Vernon Davis - 106 yds.) and a 100-yd. rusher (RB Frank Gore - 106 yds.) in the same game. The offensive line did not allow a sack the entire game and was awarded the Madden Most Valuable Protectors Award for Week 5.
- Aided the 49ers offense as the team rushed for 175 yds. on 32 carries (5.5 avg.) vs. Sea. (10/18). Helped RB Frank Gore record his 32nd career 100-yd. game with 131 yds. on 16 carries (8.2 avg.).
- Staley and the 49ers offensive line did not allow a sack on 25 pass attempts by QB Colin Kaepernick at NO (11/25). The performance earned the O-Line the Madden Most Valuable Protectors Award for Week 12.

// CAREER HIGHLIGHTS

- Became the 1st 49ers rookie O-lineman to start every single game in a season since Cas Banaszek (1968-77), who started all 14 contests in 1968.
- Was 1 of only 3 NFL rookies (49ers LB Patrick Willis and Browns LT Joe Thomas) to line up for every single snap in 2007, and was 1 of 35 NFL players overall to accomplish the feat out of 1,898 total players.
- When Staley recovered a fumble for a TD [vs. NYJ (12/7/08)], he became the 6th offensive lineman in 49ers history to register a TD.

// 2012 AWARDS & HONORS

- AP Second-Team All-Pro
- NFC Pro Bowl (Starter)
- Madden Most Valuable Protectors Award (Week 5)
- Madden Most Valuable Protectors Award (Week 7)
- Madden Most Valuable Protectors Award (Week 12)

// 2012 POSTSEASON HIGHLIGHTS

- Part of offensive line vs. GB (1/12/13) which helped the 49ers become the first team in NFL history to ever have two, 100-yd. rushers [QB Colin Kaepernick (181 yds. rushing), RB Frank Gore (119 yds. rushing)] and one, 100-yd. receiver [WR Michael Crabtree (119 yds. receiving)] in a playoff game in NFL history.
- Against the Packers, San Francisco amassed 579 total yds. of offense (323 rushing and 256 passing), setting a new single-game postseason franchise record. The previous record was 537 yds. (211 rushing and 326 passing) vs. Miami in Super Bowl XIX. The 49ers rushed for 323 yds. on the night, setting the franchise single-game postseason rushing record. The previous rushing record was also set in Super Bowl XIX (211 yds.).

// GOLDMINE

- Following his rookie season, Joe got a surprise call from a marketing company looking to create a bobblehead in his likeness for a hometown baseball promotion. The former Rockford High School and Central Michigan star was taken back by it. "It's pretty crazy," said Joe. "It's kind of crazy to have something that has your likeness on it. It kind of freaked me out." His bobblehead was given out to the first 1,000 fans at Fifth Third Ballpark when the West Michigan Whitecaps faced the Lansing Lugnuts. On the bobblehead, Joe is holding a helmet and is decked out in his high school uniform including his No. 84 jersey. "I think they were going for my retro-Rockford days. In the current day, you would have to put 200 pounds on that doll," said Joe, who was a relay runner and tight end in high school.





STALEY'S CAREER STATISTICS

GAMES/STARTS – 82/82; 2007 (16/16); 2008 (16/16); 2009 (9/9); 2010 (9/9); 2011 (16/16); 2012 (16/16)

POSTSEASON GAMES/STARTS – 4/4; 2011 (2/2); 2012 (2/2)

Additional Statistics:


Touchdowns – 1: 2008 [FR in endzone vs. NYJ (12/7/08)]

Receptions – 1: 2011 [17-yd. pass from QB Alex Smith vs. Cle. (10/30/11)]

Fumble Recoveries – 5: 2007 (1), 2008 (1), 2009 (2), 2012 (1).

Milestones:

NFL Debut: vs. Arz. (9/10/07); **First Start:** vs. Arz. (9/10/07); **First Reception:** vs. Cle. (10/30/11 – 17-yd. pass from QB Alex Smith); **First FR:** vs. NYJ (12/7/08 – WR Jason Hill); **First FR Returned for a TD:** vs. NYJ (12/7/08 – recovered WR Jason Hill fumble in the end zone)



// TRANSACTIONS

Originally the second of two 1st-round (28th pick overall) draft choices by SF in 2007...Signed a 6-year contract extension through 2017 on 6/6/09.

// AWARDS & HONORS

2011: AP All-Pro Second Team, NFC Pro Bowl, Madden Most Valuable Protectors Award (Week 5), All-NFC West Offense by ESPN's Mike Sando

// 2011

- Part of an offensive line that helped pave the way for RB Frank Gore to gain 100+ rush yds. on the ground in 5 consecutive games, setting a new franchise record.
- Staley and the 49ers offensive line did not allow a sack on 20 pass atts. by QB Alex Smith vs. Sea. (9/11).
- Helped 49ers accumulate 442 yds. of offense in come-from-behind victory at Phi. (10/2), which included 164 yds. on the ground.
- Helped the offense rush for 213 yds. on the ground while not allowing a sack vs. TB (10/9).
- Staley and the offensive line were awarded the Madden Most Valuable Protectors Award for Week 5. They helped the 49ers offense rush for 213 yds. on the ground while not allowing a sack vs. TB (10/9).
- Supported the 49ers offense in rushing for 203 yds. at Det. (10/16), marking the first time the team rushed for over 200 yds. in back-to-back games (10/9 vs. TB, 213 yds.) since 12/6/98 at Car. (236 yds.) and 12/14/98 vs. Det. (328 yds.).
- Hauled in his first career recept. for 17-yds. vs. Cle. (10/30). Staley is the 1st 49ers offensive lineman to record a recept. since C/G Chris Dalman (11/20/95 at Mia.) and ties G Guy McIntyre for the longest recept. by an offensive lineman in franchise history (17 yds. on 9/18/88 vs. Atl.).
- Helped the 49ers offense hold the ball for 44:16 while not allowing a sack vs. Arz. (11/20), marking the highest time of possession for the team since 11/3/02 at Oak. (44:33 - 49ers 23, Raiders 20).
- Staley and the offensive line prevented QB Alex Smith from getting sacked in 20-3 win on MNF vs. Pit. (12/19).

// 2010

- Started the first 9 games of the season at LT before suffering a fractured fibula vs. StL (11/14). Inactive Weeks 11-17.
- Part of an offensive line that did not allow a sack on 32 pass atts. by QB Alex Smith vs. NO (9/20).
- Part of an offensive line that did not allow a sack on 19 pass atts. by QB Troy Smith vs. Den. (10/31).

// 2009

- Sideline with sprained knee ligaments suffered at Ind. (11/1) from Weeks 9-14, and was inactive at StL (1/3) with a knee injury.
- Helped the team rush for a season-high 246 yds. vs. Sea. (9/20).
- Suffered a quad contusion at Min. (9/27), marking the first time in his career that he missed an offensive play.

// 2008

- Started all 16 games at LT and was the only 49ers player to line up for every single snap.
- Was part of an O-line that did not allow a sack at Arz. (11/10), breaking an NFL record 31-game streak by the Cardinals defense with at least one sack.
- Recorded first NFL TD on a fumble recovery following a WR Jason Hill 6-yd. reception vs. NYJ (12/7).

// 2007

- Started all 16 games at RT for 49ers after beating out Kwame Harris for position in training camp. Played every single snap on offense as a rookie.

// COLLEGE

Played in 46 games (39 starts) at Central Michigan and helped team produce a 1,000-yd. rusher in three of his four seasons (2003-05). Arrived on Central Michigan's campus as a 225-pound tight end in 2003, but developed into one of the elite offensive tackles in collegiate game. Recorded fastest 40-yd. dash time (4.7) of any offensive lineman at 2007 NFL Combine. Consensus All-MAC first-team choice as one of three team captains as a senior, starting all 14 games at LT and helping team rank 22nd in nation with 245.9 passing yd. per game. All-MAC first-team choice as a junior as he moved to LT and started 11 games. Shifted to RT as a sophomore during preseason and started 11 games as he assisted team in averaging 395.5 yds. per game. Played in team's final 11 games with 4 starts at TE as a freshman and posted 11 receipts. for 130 yds. with 1 TD.

// PERSONAL

- Attended Rockford (MI) HS, where he lettered twice in both football and track.
- Caught 24 passes for 559 yds. with 7 TDs as a senior TE.
- Set three school records in track: 200-meters (21.9), 4x100 (42.5) and 4x200 (1:27) relay teams.
- Placed 6th in state for 200m to earn all-state honors as team finished 4th in state finals in 4x100m, 4th in 4x200m and 6th in 4x400m (43.1).
- Joe credits his family for making him the man he is today. "I have a very close knit family. All of the values and things they've done to make me the man I am today, I attribute to them. They taught me at a young age and gave me a great upbringing." He also credits his high school coach, Ralph Munger, for teaching him about football and how to play it the right way.
- After Joe is finished playing football, he'd like to go into teaching at the high school level and coach football. "Hopefully I'll have a family by then and be able to spend time with them. I want to live a simple life when football is done. I want to live on a lake and go fishing."
- Born Joe Staley (8/30/84) in Rockford, MI.

// INJURY REPORT

2009: Missed 7 games [vs. Ten. (11/8), vs. Chi. (11/12), at GB (11/22), vs. Jax. (11/29), at Sea. (12/6), vs. Arz. (12/14) and at StL (1/3)] with a knee injury suffered at Ind. (11/1).

2010: Suffered a fractured fibula vs. StL (11/14) and was inactive the remainder of the season.



SCOTT TOLZIEN

3

QUARTERBACK
6-3 | 208

WISCONSIN | 2ND YEAR
BORN 9.4.87 | ROLLING MEADOWS, IL
ACQUIRED WAI. IN '11 - SD
WILLIAM FREMD HS, PALATINE, IL

Scott Tolzien was claimed off waivers by the 49ers on 9/4/11, after having spent training camp with the San Diego Chargers, who had signed him as an undrafted free agent that July. He went on to be inactive for all 18 games. Tolzien starred at Wisconsin and studied at the time under quarterbacks coach Paul Chryst, the brother of 49ers quarterbacks coach Geep Chryst. Along with DT Demarcus Dobbs and NT Ian Williams, it marked the first time since 2001 that the 49ers had at least two undrafted free agents make the team (4 in 2001 - DT John Schlect, LB Quincy Stewart, LB Shane Elam and P Jason Baker).

// GOLDMINE

Tolzien lists coaching as his post-football career goal, but at a very young age he took to the athletic fields in a much different capacity than coach or player. In the 8th grade, he took a test that would launch his youth baseball umpiring career, a post held until college. "It was a great learning experience for me and good money for a young kid. It was tough for those kids to throw strikes and you had to keep you composure with the coaches always barking."

- Scott made a lifelong friend during the 2009 football season, a six-year old boy named Jaxson Hinkens. Hinkens had recently been diagnosed with stage four high-risk neuroblastoma and tumors riddled his body. Following surgery to remove tumors from his spine, Jaxson was invited to visit a Wisconsin Badgers football practice. The first person to greet him on the field was Tolzien. A bond immediately formed. Following Jaxson's second round of chemotherapy, Scott began a long string of hospital visits to spend time with his new friend. Along the way, Jaxson taught Scott to "Fear Nothing," a motto the friends adopted. "I never once heard him complain. He wasn't just fighting for a victory, he was fighting for his life." The two still keep in touch, more than three years after first meeting on the football field.
- Tolzien is one NFL player who will never forget where he came from, especially because he still keeps in touch with his elementary school, his 2nd grade teacher and her students. During Scott's sophomore year, Barb Grisaffe asked her former pupil if he would like to take part in Willow Bend Elementary School's "No Excuses" program, which tries to educate the kids on the benefits of going to college and getting their education. He gladly agreed and shortly thereafter created a blog where he would share with the 1st and 2nd grade students his college experience through words and photos. To this day he continues to make visits to the school and trade emails with the students.

TOLZIEN'S GAME-BY-GAME

2012													Total			Pct.	
Date	Opp	W/L	P/S	Att	Cmp	Pct	Yds	TD	Int	Lg	Sk/Yds	Rtg	Rsh	Yds	TD	Net Yds.	Offense
Sep 9	at GB	W	-	-	-	-	-	-	-	INACTIVE	-	-	-	-	-	-	-
Sep 16	Det	W	-	-	-	-	-	-	-	DID NOT PLAY	-	-	-	-	-	-	-
Sep 23	at Min	L	-	-	-	-	-	-	-	INACTIVE	-	-	-	-	-	-	-
Sep 30	at NYJ	W	-	-	-	-	-	-	-	INACTIVE	-	-	-	-	-	-	-
Oct 7	Buf	W	-	-	-	-	-	-	-	INACTIVE	-	-	-	-	-	-	-
Oct 14	NYG	L	-	-	-	-	-	-	-	INACTIVE	-	-	-	-	-	-	-
Oct 18	Sea	W	-	-	-	-	-	-	-	INACTIVE	-	-	-	-	-	-	-
Oct 29	at Arz	W	-	-	-	-	-	-	-	INACTIVE	-	-	-	-	-	-	-
Nov 11	StL	T	-	-	-	-	-	-	-	INACTIVE	-	-	-	-	-	-	-
Nov 19	Chi	W	-	-	-	-	-	-	-	DID NOT PLAY	-	-	-	-	-	-	-
Nov 25	at NO	W	-	-	-	-	-	-	-	INACTIVE	-	-	-	-	-	-	-
Dec 2	at StL	L	-	-	-	-	-	-	-	INACTIVE	-	-	-	-	-	-	-
Dec 9	Mia	W	-	-	-	-	-	-	-	INACTIVE	-	-	-	-	-	-	-
Dec 16	at NE	W	-	-	-	-	-	-	-	DID NOT PLAY	-	-	-	-	-	-	-
Dec 23	at Sea	L	-	-	-	-	-	-	-	INACTIVE	-	-	-	-	-	-	-
Dec 30	Arz	W	-	-	-	-	-	-	-	INACTIVE	-	-	-	-	-	-	-
TOTALS			0/0	0	0	0.0	0	0	0	0	0/0	-	0	0	0	0	0.0

2012 Postseason													Total			Pct.	
Date	Opp	W/L	P/S	Att	Cmp	Pct	Yds	TD	Int	Lg	Sk/Yds	Rtg	Rsh	Yds	TD	Net Yds.	Offense
Jan 12	GB	W	-	-	-	-	-	-	-	INACTIVE	-	-	-	-	-	-	-
Jan 20	at Atl	W	-	-	-	-	-	-	-	INACTIVE	-	-	-	-	-	-	-
Feb 3	Bal																
TOTALS			0/0	0	0	-	0	0	0	-	0/0	-	0	0	0	0	-



TOLZIEN'S CAREER STATISTICS

YEAR	TEAM	PASSING												RUSHING				
		GP	GS	ATT	CMP	PCT	YDS	TD	INT	LG	SK	LST	RTG	ATT	YDS	AVG	LG	TD
2011	SF	0	0	0	0	-	0	0	0	-	0	0	-	0	0	-	-	0
2012	SF	0	0	0	0	-	0	0	0	-	0	0	-	0	0	-	-	0
TOTALS		0	0	0	0	-	0	0	0	-	0	0	-	0	0	-	-	0

PLAYOFFS

YEAR	TEAM	PASSING												RUSHING				
		GP	GS	ATT	CMP	PCT	YDS	TD	INT	LG	SK	LST	RTG	ATT	YDS	AVG	LG	TD
2011	SF	0	0	0	0	-	0	0	0	-	0	0	-	0	0	-	-	0
2012	SF	0	0	0	0	-	0	0	0	-	0	0	-	0	0	-	-	0
TOTALS		0	0	0	0	-	0	0	0	-	0	0	-	0	0	-	-	0



// 2011

- Inactive for all 16 games and both postseason contests.


// TRANSACTIONS

Originally signed as an undrafted free agent with SD on 7/26/11...
Waived by SD on 9/3/11...Claimed by SF on 9/4/11.

// COLLEGE

Played in 29 games (26 starts) at Wisconsin, completing 410 of 602 atts. for 5,271 yds., 32 TDs and 18 INTs. Holds school records for career completion percentage (68.1 pct.) and career QB rating (153.2). Also ranks 4th in school history with 5,271 yds. passing and 410 comps., while his 32 career TD passes rank 6th. As a senior, was the recipient of the Johnny Unitas Golden Arm Award and was named second-team All-Big 10 by the coaches. Started all 13 games and completed 194 of 266 atts. for 2,459 yds, 16 TDs and 6 INTs. Set the school record for single-season comp. pct. (72.9 pct.) and QB rating (165.8). In 2009, was named honorable mention All-Big 10 and was the recipient of the Wayne Souza Coaches' Appreciation Award. Started all 13 games and completed 211 of 328 atts. for 2,705 yds., 16 TDs and 11 INTs. Set the school single-season record with 211 comps., while the 2,705 passing yds. rank 2nd in school history. In 2008, saw action in 3 games and completed 5 of 8 atts. for 107 yds. and 1 INT. Did not see game action as a freshman. Redshirted in 2006.

// PERSONAL

- Attended Fremd HS in Palatine, IL, and was an all-state and academic all-state selection as a senior.
 - Also a two-time all-conference and academic all-conference selection.
 - Lettered in football, basketball, track and baseball.
 - Member of the National Honor Society.
 - His older brother, Mike, flies a C130 military transport aircraft for the US Air Force. He attended the Air Force Academy, where he played football for two years before boxing for the final two.
 - His younger brother, Mark, played QB and was a team captain at College of the Holy Cross in Worcester, MA. He now works for Oracle in Redwood City, CA
 - His father, Mike, is a regional sales manager in commercial roofing, while his mother, Ginny, is a public school substitute teacher.
 - Born Scott Tolzien (9/4/87) in Rolling Meadows, IL.
 - Majored in consumer affairs with a business certificate. In his final year at Wisconsin, completed an internship with a financial planner at Merrill Lynch.
- 



WILL TUKUAFU

48

FULLBACK/DEFENSIVE TACKLE

6-4 | 293

OREGON | 2ND YEAR
 BORN 1.3.84 | SALT LAKE CITY, UT
 ACQUIRED FA IN '10
 EAST HS, SALT LAKE CITY, UT

Will Tukuafu signed with the 49ers in August 2010 and spent a majority of his rookie campaign on the 49ers practice squad before being promoted to the active roster on December 18, 2010. He was part of the defensive line rotation to start the 2011 season, but was placed on Injured Reserve on October 4 with a wrist injury. Tukuafu was the co-recipient of the team's Thomas Herrion Memorial Award in 2010, which voted on by the coaching staff and is presented to a rookie or first-year player who best represents the dream of Thomas Herrion, who make the most of your opportunities.

// GOLDMINE

- Will definitely gives his best on and off the football field. He loves learning and has a passion for working in construction. He has been active in the commercial construction industry since college and says that once his playing days are over, he would like to have a more active role in it. He has completed several internships for a construction company and worked closely with an engineer and project manager to learn the inner workings of the business. He continues to stay in contact with them and plans to work with them during the offseason. He says one of the reasons that he enjoys construction so much is that he likes to see things built from the beginning to the end, and then being able to have a finished project to show for it.
- Will was the co-recipient (with RB Anthony Dixon) of the 2010 Thomas Herrion Award. The award is presented annually to a rookie or first-year player who has taken advantage of every opportunity, turned it into a positive and made their dream come true like Thomas Herrion and is voted on by the coaches.
- Will takes great pride in his family and says if it wasn't for them, he wouldn't be where he is today. "My parents came here from Tonga in 1979 and worked as janitors to support our family. It's seeing the sacrifices that they made for us that motivates me to work hard and always give my best."

TUKUAFU'S GAME-BY-GAME

2012														
Date	Opp	W/L	P/S	Tot	Sol	Ast	Sk	Yds	Int	Yds	PD	FF	FR	Yds
Sep 9	at GB	W	1/0	0	0	0	0.0	0.0	0	0	0	0	0	0
Sep 16	Det	W	1/0	0	0	0	0.0	0.0	0	0	0	0	0	0
Sep 23	at Min	L	1/0	3	1	2	0.0	0.0	0	0	0	0	0	0
Sep 30	at NYJ	W	1/0	0	0	0	0.0	0.0	0	0	0	0	0	0
Oct 7	Buf	W	1/0	2	1	1	0.0	0.0	0	0	0	0	0	0
Oct 14	NYG	L	1/0	0	0	0	0.0	0.0	0	0	0	0	0	0
Oct 18	Sea	W	1/0	1	0	1	0.0	0.0	0	0	0	0	0	0
Oct 29	at Arz	W	1/0	0	0	0	0.0	0.0	0	0	0	0	0	0
Nov 11	StL	T	1/0	0	0	0	0.0	0.0	0	0	0	0	0	0
Nov 19	Chi	W	1/0	1	0	1	0.0	0.0	0	0	0	0	0	0
Nov 25	at NO	W	-	-	-	-	INACTIVE (Wrist)	-	-	-	-	-	-	-
Dec 2	at StL	L	1/0	1	1	0	0.0	0.0	0	0	0	0	0	0
Dec 9	Mia	W	1/0	1	1	0	0.0	0.0	0	0	0	0	0	0
Dec 16	at NE	W	1/0	3	2	1	0.0	0.0	0	0	0	0	0	0
Dec 23	at Sea	L	1/0	1	0	1	0.0	0.0	0	0	0	0	0	0
Dec 30	Arz	W	-	-	-	-	INACTIVE (Neck)	-	-	-	-	-	-	-
TOTALS			14/0	13	6	7	0.0	0.0	0	0	0	0	0	0

2012 Postseason														
Date	Opp	W/L	P/S	Tot	Sol	Ast	Sk	Yds	Int	Yds	PD	FF	FR	Yds
Jan 12	GB	W	1/0	0	0	0	0.0	0.0	0	0	0	0	0	0
Jan 20	at Atl	W	1/0	0	0	0	0.0	0.0	0	0	0	0	0	0
Feb 3	Bal													
TOTALS			2/0	0	0	0	0.0	0.0	0	0	0	0	0	0

TUKUAFU'S CAREER HIGHS

Total Tackles: 3 (2 times) Last at NE (12/16/12)
Solo: 2 at NE (12/16/12)
Assists: 2 (2 times) Last at Min. (9/23/12)

TUKUAFU'S CAREER STATISTICS

YEAR	TEAM	GP	GS	TACKLES					YDS	INTERCEPTIONS					FUMBLES		
				TOT	SOL	AST	SACKS			INT	YDS	LG	TD	PD	FF	FR	YDS
2010	SF	0	0	0	0	0	0.0	0.0	0	0	-	0	0	0	0	0	0
2011	SF	4	0	2	0	2	0.0	0.0	0	0	-	0	0	0	0	1	12
2012	SF	14	0	13	6	7	0.0	0.0	0	0	-	0	0	0	0	0	0
TOTALS		18	0	15	6	9	0.0	0.0	0	0	-	0	0	0	0	1	12

PLAYOFFS

YEAR	TEAM	GP	GS	TACKLES					YDS	INTERCEPTIONS					FUMBLES		
				TOT	SOL	AST	SACKS			INT	YDS	LG	TD	PD	FF	FR	YDS
2011	SF	-	-	-	-	-	INJURED RESERVE	-	-	-	-	-	-	-	-	-	-
2012	SF	2	0	0	0	0	0.0	0.0	0	0	-	0	0	0	0	0	0
TOTALS		2	0	0	0	0	0.0	0.0	0	0	-	0	0	0	0	1	12

Milestones:

NFL Debut: vs. Sea. (9/11/11); **First FR:** vs. Sea. (9/11/11 – QB Tarvaris Jackson)



// TRANSACTIONS

Originally signed as an undrafted rookie free agent by Sea. on 6/8/10...Released by Sea. on 6/22/10...Signed by SF on 8/12/10... Released by SF on 9/3/10...Signed to SF practice squad on 9/5/10... Promoted to active roster on 12/18/10...Placed in Injured Reserve on 10/4/11 (wrist).

// AWARDS & HONORS

2010: Thomas Herrion Award (Co-recipient with RB Anthony Dixon)

// 2011

- Made NFL debut and recorded his first career FR on his first career play from scrimmage vs. Sea. (9/11). The takeaway led to a 49ers FG in the 2nd qtr.
- Left game at Phi. (10/2) with wrist injury.

// 2010

- Spent the first 15 weeks of the season on the practice squad, before being promoted to the active roster for the final 2 games. Inactive in the final 2 contests.

THE SCOUTING REPORT

"He's carved out a real niche for himself on this ball club. A physical presence, both offensively and defensively and special teams. He is a guy that we know we can count on. He's a count on me guy. To be filling as many roles as he is, it's really impressive. I think first and foremost, the physical presence that he brings. He's big and strong and athletic. Big man that's very physical. He's a big man who's fast. It's been positive for us." - **49ers Head Coach Jim Harbaugh**

// COLLEGE

Played in 39 games (37 starts) for the Ducks, registering 131 tackles, 32.5 TFLs, 14.5 sacks, 4 FFs, 5 FRs and 4 PDs. As a senior, named second-team All-Pac 10 by the coaches. Also earned Oregon's Schaffeld Award (outstanding defensive lineman) and Gonyea Award (most inspirational player). Started all 13 games and notched 36 tackles, 6.5 TFLs, 2.5 sacks, FF and FR. In 2008, named honorable mention All-Pac 10 by the coaches, starting all 13 games and registering 59 tackles, 17.5 TFLs, 7.5 sacks, FF, FR and 2 PDs. As a sophomore, played in 13 games (11 starts) and recorded 36 tackles, 8.5 TFLs, 4.5 sacks, 2 FFs, 3 FRs and 2 PDs en route to earning the team's Casanova Award (top newcomer) and being named honorable mention All-Pac 10 by the coaches. Prior to Oregon, starred at Scottsdale Community College, posting 56 tackles, 24 TFLs and 2 FRs in 2005. Earned All-Western States Football League honors and ranked among the top two junior college defensive linemen on the SuperPrep JUCO 100, also listed as the nation's seventh-best junior college prospect by Rivals.com.

// PERSONAL

- Attended East (Salt Lake City, UT) HS and earned all-region honors as a junior and senior.
- Also lettered in basketball.
- Initially signed a letter of intent to BYU before going on a two-year LDS mission.
- Married to his wife, Krystal.
- One of 16 children, Will has 10 brothers and 5 sisters.
- Born William T. Tukuafu (1/3/84) in Salt Lake City, UT.
- Majored in political science.

// INJURY REPORT

2011: Placed on Injured Reserve (wrist) on 10/4.

2012: Inactive at NO (11/25) with wrist injury.

TUKUAFU'S GAME-BY-GAME

2010	Date	Opp	W/L	P/S	Tot	Sol	Ast	Sk	Yds	Int	Yds	PD	FF	FR	Yds
Sep 12	at Sea	L	-		PRACTICE SQUAD	-	-	-	-	-	-	-	-	-	-
Sep 20	NO	L	-		PRACTICE SQUAD	-	-	-	-	-	-	-	-	-	-
Sep 26	at KC	L	-		PRACTICE SQUAD	-	-	-	-	-	-	-	-	-	-
Oct 3	at Atl	L	-		PRACTICE SQUAD	-	-	-	-	-	-	-	-	-	-
Oct 10	Phi	L	-		PRACTICE SQUAD	-	-	-	-	-	-	-	-	-	-
Oct 17	Oak	W	-		PRACTICE SQUAD	-	-	-	-	-	-	-	-	-	-
Oct 24	at Car	L	-		PRACTICE SQUAD	-	-	-	-	-	-	-	-	-	-
Oct 31	Den	W	-		PRACTICE SQUAD	-	-	-	-	-	-	-	-	-	-
Nov 14	StL	W	-		PRACTICE SQUAD	-	-	-	-	-	-	-	-	-	-
Nov 21	TB	L	-		PRACTICE SQUAD	-	-	-	-	-	-	-	-	-	-
Nov 29	at Arz	W	-		PRACTICE SQUAD	-	-	-	-	-	-	-	-	-	-
Dec 5	at GB	L	-		PRACTICE SQUAD	-	-	-	-	-	-	-	-	-	-
Dec 12	Sea	W	-		PRACTICE SQUAD	-	-	-	-	-	-	-	-	-	-
Dec 16	at SD	L	-		PRACTICE SQUAD	-	-	-	-	-	-	-	-	-	-
SIGNED TO THE ACTIVE ROSTER ON 12/18															
Dec 26	at StL	L	-	-	INACTIVE	-	-	-	-	-	-	-	-	-	-
Jan 2	Arz	W	-	-	INACTIVE	-	-	-	-	-	-	-	-	-	-
TOTALS			0/0	0	0	0	0	0	0.0	0	0	0	0	0	0

2011	Date	Opp	W/L	P/S	Tot	Sol	Ast	Sk	Yds	Int	Yds	PD	FF	FR	Yds
Sep 11	Sea	W	1/0		2	0	2	0.0	0.0	0	0	0	0	1	12
Sep 18	Dal	L	1/0		0	0	0	0.0	0.0	0	0	0	0	0	0
Sep 25	at Cin	W	1/0		0	0	0	0.0	0.0	0	0	0	0	0	0
Oct 2	at Phi	W	1/0		0	0	0	0.0	0.0	0	0	0	0	0	0
PLACED ON INJURED RESERVE ON 10/4 (WRIST)															
TOTALS			4/0	2	0	2	0.0	0.0	0	0	0	0	0	1	12



DELANIE WALKER

46

TIGHT END
6-0 | 242

CENTRAL MISSOURI | 7TH YEAR
BORN 8.12.84 | POMONA, CA
ACQUIRED D-6A IN '06
POMONA HS, POMONA, CA

Delanie Walker provides the 49ers an explosive receiving threat at the tight end position, posing several match-up problems for opposing defenses. Walker scored a career-high 3 touchdowns in 2011, adding 19 catches for 198 yards. Originally a 6th-round selection by San Francisco in 2006, Walker has put his deceptive speed on display not only on offense, but also on special teams, totaling 58 special teams tackles over the past five years (2007-11). Walker is one of only three players to be drafted out of Central Missouri since 1990 (DL Colston Weatherington - 7th round by Dal. in 1999 and DE Roderick Green - 5th round by Bal. in 2003).

- For a 240-pound tight end, Delanie sure makes a lot of tacklers miss. His speed on the field can be linked to his success on the track as a high school senior. Despite lettering only one year, Delanie won the Division III 100m (10.6) and long jump (21-5) titles, while also serving as a member of the winning 4x100m relay team at the 2002 Miramonte League Meet. Delanie's younger brother, Anthony, competed in the 400m and 4x400m at the collegiate level, and has his hopes set on making the Olympic team one day.

WALKER'S GAME-BY-GAME

2012										
Date	Opp	W/L	P/S	Rec	Yds	Avg	Lg	TD		
Sep 9	at GB	W	1/0	0	0	0.0	0	0		
Sep 16	Det	W	1/0	1	7	7.0	7	0		
Sep 23	at Min	L	1/0	1	1	1.0	1	0		
Sep 30	at NYJ	W	1/1	2	31	15.5	25	0		
Oct 7	Buf	W	1/0	0	0	0.0	0	0		
Oct 14	NYG	L	1/0	0	0	0.0	0	0		
Oct 18	Sea	W	1/1	1	12	12.0	12	1		
Oct 29	at Arz	W	1/0	2	38	19.0	23	0		
Nov 11	StL	T	1/0	0	0	0.0	0	0		
Nov 19	Chi	W	1/0	1	9	9.0	9	0		
Nov 25	at NO	W	1/0	3	81	27.0	45	0		
Dec 2	at StL	L	1/0	1	7	7.0	7	0		
Dec 9	Mia	W	1/1	1	20	20.0	20	0		
Dec 16	at NE	W	1/0	2	34	17.0	34t	1		
Dec 23	at Sea	L	1/0	4	54	13.5	23	1		
Dec 30	Arz	W	1/1	2	50	25.0	27	0		
TOTALS				16/4	21	344	16.4	45	3	

2012 Postseason										
Date	Opp	W/L	P/S	Rec	Yds	Avg	Lg	TD		
Jan 12	GB	W	1/0	1	17	17.0	17	0		
Jan 20	at Atl	W	1/0	1	20	20.0	20	0		
Feb 3	Bal									
TOTALS				2/0	2	37	18.5	20	0	

THE SCOUTING REPORT
"I call him Mr. Do-It-All. He does a tremendous amount in our run game, pass game, everything. He does it all. He carries a lot on his plate week in and week out and we rely on him a lot. He's a very dependable football player. Another guy that loves football, comes to work every day with a smile on his face and a great attitude ready to go. Great player." - 49ers Offensive Coordinator Greg Roman

// 2012 HIGHLIGHTS

- Set a single-season career-high in rec. yds. (344) and tied a career high with 3 rec. TDs. (2011 - 3).
- Hauled in his 1st TD of the season and 6th of his career on an 11-yd. pass from QB Alex Smith vs. Sea. (10/18).
- Recorded 2 recepts. for 34 yds. and 1 TD at NE (12/16) from QB Colin Kaepernick. Walker also recovered the Patriots onside kick attempt late in the 4th qtr. to seal the victory.
- Caught an 18-yd. TD pass from QB Colin Kaepernick in the 4th qtr. at Sea. (12/23), giving him 3 rec. TDs this season, tying a career high (3 - 2011). He finished the game with 4 recepts. for 54 yds.

// GOLDMINE

- Over the years, Delanie has owned quite a selection of cars, ranging from classics to newer models. His collection has included a 1964 Chevy Impala, 1972 Buick Skylark, 1989 Camaro IROC-Z28, 2008 Mercedes-Benz CL63 AMG and 2010 F250 truck. Delanie's passion for cars can be traced back to his childhood, where he would spend countless hours refurbishing old autos with the help of his friend's father, who was a mechanic. "Growing up we didn't have much money, so we would buy cars from the junkyard and fix them up. We'd spend all day taking off parts and replacing them, just like new. The most important lesson I learned was 'the way you take it off is the way you put it back on.'" Delanie admits that cars these days have become more advanced and that he is only comfortable working on models that are pre-1990. After his playing days are over, he envisions owning a car restoration shop.
- Having grown up in a tough neighborhood, Delanie knows first-hand how difficult it is to overcome obstacles in order to achieve one's goals. Throughout the past several offseasons, Delanie has visited delinquent youths across the Bay Area, making it a point to share his story and give positive reinforcement to those who can relate to him. "It's very important that people know about what I've been through. You can grow up in the worst neighborhood and still make it to the NFL. That's why I want kids, especially in the Bay Area, to understand that you can overcome those situations, because I did."



WALKER'S CAREER STATISTICS

YEAR	TEAM	GP	GS	RECEIVING					RUSHING					
				NO	YDS	AVG	LG	TD	ATT	YDS	AVG	LG	TD	
2006	SF	7	1	2	30	15.0	29	0	0	0	0	-	-	0
2007	SF	16	10	21	174	8.3	26	1	0	0	0	-	-	0
2008	SF	15	2	10	155	15.5	53	1	2	-13	-6.5	-3	0	0
2009	SF	16	8	21	233	11.1	39	0	3	34	11.3	16	0	0
2010	SF	14	8	29	331	11.4	38	0	3	18	6.0	10	0	0
2011	SF	15	7	19	198	10.4	29t	3	3	5	1.7	14	0	0
2012	SF	16	4	21	344	16.5	45	3	0	0	-	-	0	0
TOTALS		99	40	123	1,465	11.9	53	8	11	44	4.0	16	0	0

PLAYOFFS

YEAR	TEAM	GP	GS	RECEIVING					RUSHING					
				NO	YDS	AVG	LG	TD	ATT	YDS	AVG	LG	TD	
2011	SF	1	1	2	36	18.0	29	0	0	0	-	-	0	0
2012	SF	2	0	2	37	18.5	20	0	0	0	-	-	0	0
TOTALS		3	1	4	73	18.3	29	0	0	0	-	-	0	0

YEAR	TEAM	KICKOFF RETURNS					PUNT RETURNS					
		NO	YDS	AVG	LG	TD	NO	FC	YDS	AVG	LG	TD
2006	SF	1	25	25.0	25	0	0	0	0	-	-	0
2007	SF	3	63	21.0	30	0	0	0	0	-	-	0
2008	SF	13	257	19.8	35	0	0	0	0	-	-	0
2009	SF	5	85	17.0	25	0	0	0	0	-	-	0
2010	SF	5	70	14.0	20	0	0	0	0	-	-	0
2011	SF	0	0	-	-	0	0	0	0	-	-	0
2012	SF	4	28	7.0	18	0	0	0	0	-	-	0
TOTALS		31	528	17.0	35	0	0	0	0	-	-	0

PLAYOFFS

YEAR	TEAM	KICKOFF RETURNS					PUNT RETURNS					
		NO	YDS	AVG	LG	TD	NO	FC	YDS	AVG	LG	TD
2011	SF	0	0	-	-	0	0	0	0	-	-	0
2012	SF	0	0	-	-	0	0	0	0	-	-	0
TOTALS		0	0	-	-	0	0	0	0	-	-	0

Additional Statistics:

Special Teams Tackles: Regular Season – 61: 2007 (2), 2008 (15), 2009 (20), 2010 (13), 2011 (8); 2012 (3); Postseason – 1: 2012 (1)

Fumbles-Lost – 6-4: 2-0 in 2008, 2-2 in 2009, 1-1 in 2010, 1-1 in 2012

Onside Kick Recoveries – 4: 2007 (2), 2011 (1), 2012 (1)

Milestones:

NFL Debut: vs. Oak. (10/8/06); **First Start:** vs. NO (12/3/06); **First Reception:** vs. GB (12/10/06 – 29-yd. pass from QB Alex Smith); **First Receiving TD:** at Car. (12/2/07 – 21-yd. pass from QB Trent Dilfer)

WALKER'S CAREER HIGHS

Receptions: 6 (2 times) Last vs. NYG (11/13/11)

Receiving Yards: 85 vs. Den. (10/31/10)

Long Reception: 53 vs. Sea. (10/26/08)

TD Receptions: 1 (7 times) Last at NE (12/16/12)

Long Rush: 16 vs. StL (10/4/09)

Kickoff Returns: 5 at Dal. (11/23/08)

Kickoff Return Yards: 112 at Dal. (11/23/08)

Kickoff Return Long: 35 at Dal. (11/23/08)



// TRANSACTIONS

Originally the first of three 6th-round (175th pick overall) draft choices by SF in 2006... Signed a three-year extension through the 2012 season on 6/22/08.

// 2011

- Led team with 3 special teams tackles vs. Sea. (9/11).
- Hauled in a 29-yd. TD pass vs. Dal. (9/18) to record his third career TD and 1st since 12/2/07 at Car.
- Recorded his second TD of the season with a 26-yd. TD catch vs. TB (10/9) on the 49ers opening drive, marking the first time in his career that he had multiple TDs in a season.
- Caught a game-winning 6-yd. TD pass on 4th-down with 1:51 left from QB Alex Smith at Det. (10/16) for the 25-19 victory over the previously unbeaten Lions.
- Recovered the onside kick by K David Akers in the 2nd qtr. vs. NYG (11/13), which marked the first recovered 49ers onside kick since 12/23/07 vs. TB (K Joe Nedney kick recovered by TE Delanie Walker). Tied his career high with 6 receipts., hauling in 69 yds.

// 2010

- Set career highs in receipts. (29) and rec. yds. (331).
- Registered a career-high 85 rec. yds. on 5 receipts., including a 38-yd. catch to the 1-yd. line to set up the 49ers first TD vs. Den. (10/31).
- Hauled in 4 receipts. for 80 yds. vs. StL (11/14), marking the first time in his career he registered 80 rec. yds. in back-to-back games.

// 2009

- Set a then single-season career high with 233 rec. yds.
- Ranked t-3rd on the team with a career-high 20 special teams tackles.
- Registered a season-high 4 receipts. for 52 yds., including 2 receipts. over 20 yds. vs. Jax. (11/29).

// 2008

- Started his first game of season and caught 1 pass for 8 yds. vs. NE (10/5).
- Filled in at fullback vs. Phi. (10/12) when FB Zak Keasey (bicep) left in 2nd qtr.
- Hauled in a career-long 53-yd. catch from O'Sullivan in 1st qtr. vs. Sea. (10/26) to set up the 49ers first score of game. Left game in 2nd qtr. with elbow injury and did not return.
- Returned 5 kickoffs for 112 yds. at Dal. (11/23) after KR Allen Rossum left game with an ankle injury.

// 2007

- Posted 21 receipts. and 174 rec. yds. with 1 TD. Also recovered 2 onside kicks on special teams.
- Made first start of season at Pit. (9/23) and caught 3 passes for 19 yds., while returning 3 kickoffs for 63 yds.
- Recorded first career TD on a 21-yd. pass from QB Trent Dilfer at Car. (12/2).
- Established then career-highs in receipts. and rec. yds. vs. Min. (12/9), recording 6 catches for 66 yds. as he was on other end of QB Shaun Hill's first career completion.

// 2006

- Injured shoulder early in training camp and missed first month of season.
- Played first career game vs. Oak. (10/8) and recorded his first NFL touch when he returned a kickoff 25 yds.
- Made first career start in a two-TE set at NO (12/3) and saw extended playing time due to a knee injury suffered by Eric Johnson.

// COLLEGE

Became first and only player selected in 49ers history from Central Missouri, where he played 20 games and finished his college career tied with Anthony Simpson (1994-95) for 8th on school's career-record list with 113 receipts. When Walker left UCM, his 1,347 rec. yds. ranked 11th in school history, while his 965 yds. on kickoff returns ranked 7th and 2,578 all-purpose yds. ranked 9th. Including his 19 games at Mt. San Antonio College, he caught 199 passes for 2,659 yds. and 23 TDs in 39 contests during his collegiate career. His 2 kickoff returns for TDs in 2003 tied school season-record first set by Walter Rhome in 1971, and his 3 kickoff returns for scores tied CMSU's all-time record also held by Rhome (1969-72).

// PERSONAL

- Attended Pomona (CA) HS, where he was a first-team All-Region selection by *The Los Angeles Times*, adding all-division and All-San Gabriel Valley honors as a senior.
- Twice chosen Miramonte League Offensive POY and was selected as the 2001 Pomona Red Devil of the Year.
- Has a son, Delanie Jr. (7), who lives with his mom in Los Angeles.
- Born Delanie Walker (8/12/84) in Pomona, CA.
- Majored in video production, with a minor in criminal justice.

// INJURY REPORT

- 2006:** Suffered a shoulder injury during training camp and missed the first 3 weeks of the regular season [at Arz. (9/10), vs. StL (9/17) and vs. Phi. (9/24)].
- 2008:** Inactive at Arz. (11/10) with an elbow injury suffered vs. Sea. (10/26).
- 2010:** Missed 2 games [vs. Phi. (10/10) and vs. Oak. (10/17)] with an ankle injury.
- 2011:** Inactive (jaw) at StL (1/1) and vs. NO (1/14).



WALKER'S GAME-BY-GAME

2006									2009								
Date	Opp	W/L	P/S	Rec	Yds	Avg	Lg	TD	Date	Opp	W/L	P/S	Rec	Yds	Avg	Lg	TD
Sep 10	at Arz	L	–	INACTIVE (Shoulder)		–	–	–	Sep 13	at Arz	W	1/0	1	17	0.0	0	0
Sep 17	StL	W	–	INACTIVE (Shoulder)		–	–	–	Sep 20	Sea	W	1/0	0	0	0.0	0	0
Sep 24	Phi	L	–	INACTIVE (Shoulder)		–	–	–	Sep 27	at Min	L	1/0	0	0	0.0	0	0
Oct 1	at KC	L	–	DID NOT PLAY		–	–	–	Oct 4	StL	W	1/1	1	10	10.0	10	0
Oct 8	Oak	W	1/0	0	0	0.0	0	0	Oct 11	Atl	L	1/1	1	39	39.0	39	0
Oct 15	SD	L	1/0	0	0	0.0	0	0	Oct 25	at Hou	L	1/0	1	2	2.0	2	0
Oct 29	at Chi	L	1/0	0	0	0.0	0	0	Nov 1	at Ind	L	1/1	0	0	0.0	0	0
Nov 5	Min	W	1/0	0	0	0.0	0	0	Nov 8	Ten	L	1/1	1	13	13.0	13	0
Nov 12	at Det	W	1/0	0	0	0.0	0	0	Nov 12	Chi	W	1/0	0	0	0.0	0	0
Nov 19	Sea	W	–	–	INACTIVE		–	–	Nov 22	at GB	L	1/0	0	0	0.0	0	0
Nov 26	at StL	L	–	–	INACTIVE		–	–	Nov 29	Jax	W	1/1	4	52	0.0	22	0
Dec 3	NO	L	1/1	0	0	0.0	0	0	Dec 6	at Sea	L	1/1	3	28	9.3	18	0
Dec 10	GB	L	1/0	2	30	15.0	29	0	Dec 14	Arz	W	1/1	1	2	2.0	2	0
Dec 14	at Sea	W	–	DID NOT PLAY		–	–	–	Dec 20	at Phi	L	1/1	3	28	9.3	13	0
Dec 24	Arz	L	–	–	INACTIVE		–	–	Dec 27	Det	W	1/0	3	36	12.0	22	0
Dec 31	at Den	W	–	–	INACTIVE		–	–	Jan 3	at StL	W	1/0	2	6	3.0	5	0
TOTALS			7/1	2	30	15.0	29	0	TOTALS			16/8	21	233	11.1	39	0

2007									2010								
Date	Opp	W/L	P/S	Rec	Yds	Avg	Lg	TD	Date	Opp	W/L	P/S	Rec	Yds	Avg	Lg	TD
Sep 10	Arz	W	1/0	0	0	0.0	0	0	Sep 12	at Sea	L	1/1	3	27	9.0	14	0
Sep 16	at StL	W	1/0	0	0	0.0	0	0	Sep 20	NO	L	1/0	2	26	13.0	22	0
Sep 23	at Pit	L	1/1	3	19	6.3	13	0	Sep 26	at KC	L	1/0	1	6	6.0	6	0
Sep 30	Sea	L	1/1	1	7	7.0	7	0	Oct 3	at Atl	L	1/0	1	6	6.0	6	0
Oct 7	Bal	L	1/1	0	0	0.0	0	0	Oct 10	Phi	L	–	INACTIVE (Ankle)		–	–	
Oct 21	at NYG	L	1/1	1	4	4.0	4	0	Oct 17	Oak	W	–	INACTIVE (Ankle)		–	–	
Oct 28	NO	L	1/1	1	0	0.0	0	0	Oct 24	at Car	L	1/0	0	0	0.0	0	0
Nov 4	at Atl	L	1/0	0	0	0.0	0	0	Oct 31	Den	W	1/1	5	85	17.0	38	0
Nov 12	at Sea	L	1/0	1	2	2.0	2	0	Nov 14	StL	W	1/1	4	80	20.0	36	0
Nov 18	StL	L	1/1	0	0	0.0	0	0	Nov 21	TB	L	1/0	3	27	9.0	14	0
Nov 25	at Arz	W	1/1	1	5	5.0	5	0	Nov 29	at Arz	W	1/1	0	0	0.0	0	0
Dec 2	at Car	L	1/0	1	21	21.0	21	1	Dec 5	at GB	L	1/1	2	19	9.5	15	0
Dec 9	Min	L	1/1	6	66	10.8	26	0	Dec 12	Sea	W	1/1	1	7	7.0	7	0
Dec 15	Cin	W	1/1	2	13	6.5	7	0	Dec 16	at SD	L	1/0	3	14	4.7	6	0
Dec 23	TB	W	1/0	2	23	11.5	14	0	Dec 26	at StL	L	1/1	3	17	5.7	7	0
Dec 30	at Cle	L	1/1	2	14	7.0	10	0	Jan 2	Arz	W	1/1	1	17	17.0	17	0
TOTALS			16/10	21	174	8.3	26	1	TOTALS			14/8	29	331	11.4	38	0

2008									2011								
Date	Opp	W/L	P/S	Rec	Yds	Avg	Lg	TD	Date	Opp	W/L	P/S	Rec	Yds	Avg	Lg	TD
Sep 7	Arz	W	1/0	0	0	0.0	0	0	Sep 11	Sea	W	1/1	1	–1	–1.0	–1	0
Sep 14	at Sea	W	1/0	3	44	14.7	24t	1	Sep 18	Dal	L	1/0	2	38	19.0	29t	1
Sep 21	Det	L	1/0	1	21	21.0	21	0	Sep 25	at Cin	W	1/0	1	9	9.0	9	0
Sep 28	at NO	L	1/0	1	8	8.0	8	0	Oct 2	at Phi	W	1/0	3	20	6.7	11	0
Oct 5	NE	L	1/1	0	0	0.0	0	0	Oct 9	TB	W	1/1	2	37	18.5	26t	1
Oct 12	Phi	L	1/1	0	0	0.0	0	0	Oct 16	at Det	W	1/0	2	11	5.5	6t	1
Oct 19	at NYG	L	1/0	2	53	26.5	53	0	Oct 30	Cle	W	1/0	0	0	0.0	0	0
Oct 26	Sea	L	1/0	1	4	4.0	4	0	Nov 6	at Was	W	1/1	2	15	7.5	10	0
Nov 10	at Arz	W	–	INACTIVE (Elbow)		–	–	–	Nov 13	NYG	W	1/1	6	69	11.5	19	0
Nov 16	StL	L	1/0	0	0	0.0	0	0	Nov 20	Arz	W	1/0	0	0	0.0	0	0
Nov 24	at Dal	W	1/0	0	0	0.0	0	0	Nov 24	at Bal	L	1/1	0	0	0.0	0	0
Nov 31	at Buf	W	1/0	1	15	15.0	15	0	Dec 4	StL	W	1/0	0	0	0.0	0	0
Dec 7	NYJ	L	1/0	1	10	10.0	10	0	Dec 11	at Arz	L	1/0	0	0	0.0	0	0
Dec 14	at Mia	W	1/0	0	0	0.0	0	0	Dec 19	Pit	W	1/1	0	0	0.0	0	0
Dec 21	at StL	W	1/0	0	0	0.0	0	0	Dex 24	at Sea	W	1/1	0	0	0.0	0	0
Dec 28	Was	W	1/0	0	0	0.0	0	0	Jan 1	at StL	–	–	INACTIVE (Jaw)		–	–	–
TOTALS			15/2	10	155	15.5	53	1	TOTALS			15/7	19	198	10.4	29t	3

2011 Postseason								
Date	Opp	W/L	P/S	Rec	Yds	Avg	Lg	TD
Jan 14	NO	W	–	INACTIVE (Jaw)		–	–	–
Jan 22	NYG	L	1/1	2	36	18.0	29	0
TOTALS			1/1	2	36	18.0	29	0

WHITNER'S CAREER STATISTICS

YEAR	TEAM	GP	GS	TACKLES					INTERCEPTIONS					FUMBLES		
				TOT	SOL	AST	SACKS	YDS	INT	YDS	LG	TD	PD	FF	FR	YDS
2006	BUF	15	14	107	85	22	0.0	0.0	1	10	10	0	5	0	0	0
2007	BUF	15	15	102	72	30	0.0	0.0	1	29	29	0	1	1	0	0
2008	BUF	13	13	63	51	12	1.0	13.0	0	0	–	0	1	1	0	0
2009	BUF	10	8	57	42	15	0.0	0.0	2	104	76t	1	5	0	0	0
2010	BUF	16	16	140	96	44	0.5	2.0	1	37	37	0	7	1	1	0
2011	SF	15	15	91	63	28	0.0	0.0	2	48	48	0	10	1	3	0
2012	SF	16	16	119	74	45	0.0	0.0	1	42	42t	1	5	2	1	0
TOTALS		100	97	679	483	196	1.5	15.0	8	270	76t	2	34	6	5	0

PLAYOFFS

YEAR	TEAM	GP	GS	TACKLES					INTERCEPTIONS					FUMBLES		
				TOT	SOL	AST	SACKS	YDS	INT	YDS	LG	TD	PD	FF	FR	YDS
2011	SF	2	2	18	8	10	0.0	0.0	0	0	–	0	0	1	0	0
2012	SF	2	2	9	3	6	0.0	0.0	0	0	–	0	0	0	0	0
TOTALS		4	4	27	11	16	0.0	0.0	0	0	–	0	0	1	0	0

Additional Statistics:

Special Teams Tackles – 1: 2010 (1)

Milestones:

NFL Debut: at NE (9/10/06); **First Start:** at Mia. (9/17/06); **50th Start:** at Atl. (12/27/09); **100th Game:** vs. Arz. (12/30/12) ; **First Sack:** at StL. (9/28/08 – QB Trent Green); **First INT:** at NE (9/10/06 – QB Tom Brady); **First FF:** vs. NE (11/18/07 – RB Kevin Faulk); **First INT Returned for a TD:** vs. TB. (9/20/09 – QB Byron Leftwich); **First FR:** vs. Jax. (10/10/10) – QB David Garrard)

WHITNER'S CAREER HIGHS

Total Tackles: 18 vs. Pit. (11/28/10)

Solo: 12 vs. Ten. (12/24/06)

Assists: 10 vs. Pit. (11/28/10)

Sacks: 1.0 at StL (9/28/08)

Interceptions: 1 (8 times) Last at NO (11/25/12)

Interception Yards: 76 vs. TB (9/20/09)

Passes Defensed: 3 vs. Det. (11/14/10)

Forced Fumbles: Regular Season – 1 (6 times) Last at NE (12/16/12);
Postseason – 1 vs. NO (1/14/12)

Fumble Recoveries: 1 (5 times) Last vs. Arz. (12/30/12)

// TRANSACTIONS

Originally a 1st-round (8th overall) draft choice by Buf. in the 2006 NFL Draft...Signed as an unrestricted free agent by SF on 8/6/11.

// AWARDS & HONORS

2006: Defensive Rookie of the Month (September), PFW/PFWA All-Rookie Team

2011: Garry Niver Award, *USA Today* All-Joe Team

// 2011 (SAN FRANCISCO)

- Made 49ers debut vs. Sea. (9/11) and totaled 8 tackles and 1 PD.
- Notched his first INT as a Niner vs. Dal. (9/18), marking his sixth career INT.
- Recorded 7 tackles (6 solo), 1 QB pressure and 1 TFL at Det. (10/16) in a 25-19 come-from-behind victory.
- Posted a season-high 9 tackles and recovered LB Patrick Willis' FF, which led to a TD in their 19-11 win at Was. (11/6).
- Made 14 stops, most since 11/28/10 vs. Pit. (18 tackles), and 1 PD vs. NYG (11/28).
- Recorded his 2nd INT of the season and 7th of his career vs. Arz. (11/20). He returned the INT 48 yds., marking the 2nd longest return of his career (76 yds. for a TD - 9/20/09 vs. TB). Whitner also registered his 2nd FR of the season and tallied 2 PDs.
- Picked up his 3rd FR of the season at Sea. (12/24) after LB Larry Grant stripped the ball away from QB Tarvaris Jackson, stopping Seattle's potential go-ahead score late in the 4th qtr.
- On the Saints first drive of the game, Whitner forced a RB Pierre Thomas fumble on the 49ers 2-yd. line with a tone-setting, physical hit, which was recovered by LB Patrick Willis vs. NO (1/14).

// 2010 (BUFFALO)

- Totaled a career-high 140 tackles to go along with a then career-high 7 PDs.
- Led all defensive backs with 11 tackles, while recovering a fumble that led to a Bills TD vs. Jax. (10/10).
- Posted a career-high 18 tackles vs. Pit. (11/28).
- Recorded 1st INT of season at Min. (12/5), adding 7 tackles and 1 PD.

// 2009 (BUFFALO)

- Recorded a career-high 2 INTs (one returned for TD).
- Posted a 76-yd. INT return for a TD off QB Byron Leftwich vs. TB (9/20).

// 2008 (BUFFALO)

- Voted a team captain.
- Recorded 1st career sack at StL. (9/28) for a loss of 13 yds. as the takedown helped stall a Rams drive and lead to a missed FG attempt.
- Forced a fumble at Den. (12/21) that was recovered by the Bills to help set up a Buffalo FG.

// 2007 (BUFFALO)

- Was the only Bills defender to take every snap (999) through the first 15 games. Streak came to an end in Week 17 due to illness (flu).
- Recorded his first career FF on a Kevin Faulk pass recept. in the 2nd quarter vs. NE (11/18).
- Posted 2nd career INT vs. Mia. (12/9), with the turnover leading to a WR Lee Evans TD.

// 2006 (BUFFALO)

- Selected to PFW/PFWA All-Rookie Team
- Started 14 of 15 games played in his rookie campaign, finishing second on the team in tackles with 107, while posting 5 PDs and 1 INT.
- Named NFL Defensive Rookie of the Month (September).
- In his first professional game, recorded an INT during 4th quarter to give Buffalo a chance to win the game at NE (9/10).
- Made his 1st career start at SS at Mia. (9/17) and broke up a crucial two-point conversion in the 4th quarter.
- Led team with 14 tackles vs. Ten. (12/24).

// COLLEGE

Started 18 of 35 games for the Buckeyes, registering 164 tackles, 5.0 sacks, 13 TFLs, 9 PDs, 5 INTs, 2 FFs and 1 blocked punt returned for a TD. Earned First-Team All-Big Ten Conference honors as a junior in 2005 after starting every game at strong safety and totaling 73 tackles, 4.0 sacks, 9 TFLs, 6 PDs, 1 FF and 2 INTs (one returned for TD). Helped team rank 5th in the nation in total defense. (281.33 ypg.). Played in 10 games (6 starts) as a junior, sitting out contests after undergoing arthroscopic knee surgery.

// PERSONAL

- Attended Glenville (Cleveland, OH) HS, where he graduated several months early to attend Ohio State. Played in the U.S. Army All-America Bowl. Finished career with 13 touchdowns, seeing action on both offense and defense.
- Earned Honor Roll recognition as he excelled in the classroom.
- Has one son, Donte Jr., and a daughter, D'aira Denise Whitner.
- Born Donte Whitner (7/24/85) in Cleveland, OH.

// INJURY REPORT

2006: Inactive at NYJ (12/10) with a hamstring injury.

2007: Inactive at Phi. (12/30) with the flu.

2008: Inactive for three games [at NE (11/9), at KC (11/23) and vs. SF (11/30)] with a shoulder injury.

2009: Suffered a thumb injury vs. NO (9/27) and was inactive for two games [at Mia. (10/4) and vs. Cle. (10/11)].

Left the game with an ankle injury at NYJ (10/18) and was inactive the following two games [at Car. (10/25) and vs. Hou. (11/1)].



MICHAEL WILHOITE 57

LINEBACKER
6-0 | 240

WASHBURN | 1ST YEAR
BORN 12.7.86 | TOPEKA, KS
ACQUIRED FA IN '11
HIGHLAND PARK HS, TOPEKA, KS

Michael Wilhoite signed with the Omaha Nighthawks of the UFL as an undrafted free agent in 2011 before being signed to San Francisco's practice squad on 12/14/11, where he remained for the rest of the season. Wilhoite starred collegiately at Washburn University as an in-the-box safety. He was named honorable mention All-MIAA, as a senior.

in 2010. He later signed with the nearby Omaha Nighthawks of the UFL. "I had never played linebacker in my life until I got to the UFL. I used that experience as a research project. There were former first round picks on the team that I could learn what the NFL was like. The coaches had all worked in the NFL, so I made sure to pay attention to them in case I ever got a shot."

// 2012 HIGHLIGHTS

- Promoted to SF active roster on 11/30 after spending the first 12 weeks of the season on the SF practice squad.
- Made his NFL debut at StL (12/2) and tied the team lead with 2 special teams tackles.
- In just 5 games, recorded 7 special teams tackles, which ranked 7th on the team.

// GOLDMINE

- Wilhoite's early life growing up in a trailer park in Manhattan, KS, may sound tough to some, but not him, "It was actually really good. We weren't blessed with cash, but I had parents who loved and cared for me. I enjoyed life and was always outside playing football, basketball, baseball and swimming."

Following his junior year in high school, Michael decided to move to Topeka to live with his grandparents, Shirley and Orville Buchheim, so that he could play basketball at highly rated Highland Park HS for head coach Ken Darding.

- Wilhoite took an interesting road to the NFL that began at Division II Washburn University in Topeka, KS. With two redshirt years, one due to an injury, Wilhoite spent six years developing his skills as a safety. Despite playing in the Cactus Bowl, the Division II all-star game, he did not latch on with a NFL team following his final season,

WILHOITE'S GAME-BY-GAME

2012														
Date	Opp	W/L	P/S	Tot	Sol	Ast	Sk	Yds	Int	Yds	PD	FF	FR	Yds
Sep 9	at GB	W		PRACTICE SQUAD										
Sep 16	Det	W		PRACTICE SQUAD										
Sep 23	at Min	L		PRACTICE SQUAD										
Sep 30	at NYJ	W		PRACTICE SQUAD										
Oct 7	Buf	W		PRACTICE SQUAD										
Oct 14	NYG	L		PRACTICE SQUAD										
Oct 18	Sea	W		PRACTICE SQUAD										
Oct 29	at Arz	W		PRACTICE SQUAD										
Nov 11	StL	T		PRACTICE SQUAD										
Nov 19	Chi	W		PRACTICE SQUAD										
Nov 25	at NO	W		PRACTICE SQUAD										

PROMOTED TO ACTIVE ROSTER ON 11/30

Dec 2	at StL	L	1/0	0	0	0	0.0	0.0	0	0	0	0	0	0
Dec 9	Mia	W	1/0	0	0	0	0.0	0.0	0	0	0	0	0	0
Dec 16	at NE	W	1/0	0	0	0	0.0	0.0	0	0	0	0	0	0
Dec 23	at Sea	L	1/0	0	0	0	0.0	0.0	0	0	0	0	0	0
Dec 30	Arz	W	1/0	0	0	0	0.0	0.0	0	0	0	0	0	0
TOTALS			5/0	0	0	0	0.0	0.0	0	0	0	0	0	0

2012 Postseason

Date	Opp	W/L	P/S	Tot	Sol	Ast	Sk	Yds	Int	Yds	PD	FF	FR	Yds
Jan 12	GB	W	1/0	0	0	0	0.0	0.0	0	0	0	0	0	0
Jan 20	at Atl	W	1/0	0	0	0	0.0	0.0	0	0	0	0	0	0
Feb 3	Bal													
TOTALS			2/0	0	0	0	0.0	0.0	0	0	0	0	0	0

WILHOITE'S CAREER STATISTICS

YEAR	TEAM	GP	GS	TACKLES				YDS	INT	YDS	INTERCEPTIONS			FUMBLES		
				TOT	SOL	AST	SACKS				LG	TD	PD	FF	FR	YDS
2012	SF	5	0	0	0	0	0.0	0.0	0	0	-	0	0	0	0	0
TOTALS		5	0	0	0	0	0.0	0.0	0	0	-	0	0	0	0	0

PLAYOFFS

YEAR	TEAM	GP	GS	TACKLES				YDS	INT	YDS	INTERCEPTIONS			FUMBLES		
				TOT	SOL	AST	SACKS				LG	TD	PD	FF	FR	YDS
2012	SF	2	0	0	0	0	0.0	0.0	0	0	-	0	0	0	0	0
TOTALS		2	0	0	0	0	0.0	0.0	0	0	-	0	0	0	0	0

Additional Statistics:

Special Teams Tackles: Regular Season – 7: 2012 (7); Postseason – 3: 2012 (3)

Milestones:

NFL Debut: at StL (12/2/12)





// TRANSACTIONS

Signed as an undrafted free agent to SF practice squad on 12/14/11... Signed to SF Reserve/Future contract on 1/24/12... Released by SF on 8/31/12... Signed to SF practice squad on 9/1/12... Signed to SF active roster from practice squad on 11/30/12.

// 2011 (SAN FRANCISCO)

- Spent the remainder of the season on the 49ers practice squad after signing on 12/14/11.


// 2011 UFL (OMAHA NIGHTHAWKS)

- Signed with the Nighthawks as an undrafted free agent and appeared in 4 games.

// COLLEGE

Wilhoite played in 44 games (35 starts) at Washburn University and recorded 211 tackles and 3 interceptions. A three-year captain (2008-10), Wilhoite was an honorable-mention all-conference pick in 2010. As a senior, he posted 81 tackles for the Ichabods after missing the 2009 season due to a stress fracture in his right shin. In 2008, he started 11 games recording 57 total tackles en route to honorable mention all-MIAA honors. Started all 12 games in 2007 and recorded 58 tackles, 3 INTs, 3 PDs, 2 FRs, and a FF. He became the first Ichabod to return an INT for a TD in a post-season game as he picked off a pass returning it 27 yds. against West Texas A&M. Played in 9 games after making the switch from free safety to outside linebacker in 2009, recording 6 stops. Sat out the season as a redshirt freshman in 2005.

// PERSONAL

- Graduated from Highland Park (KS) HS.
 - Awarded Six-Second Competitor of the Year (2008) at Washburn for his strong work ethic.
 - A mass media major at Washburn, he would one day like to be a sports commentator. While in school completed an internship at WIBW radio where he did everything from pre- and post- production to occasionally participating on air.
 - As a senior in college, helped coach a high school girls basketball team.
 - Enjoys reading the Bible and non-fiction books.
 - Had a paper route in the first grade.
 - Worked at Red Lobster growing up. "I loved the job. I got to talk to people and I really wanted to make sure that their experience was really nice. They were spending good money, so I wanted to take care of them."
 - While in high school, his baseball coach, Gwynn Riffel, gave him a part time job handling landscaping at his home. To this day, Wilhoite leans on Riffel for life advice.
 - Born Michael Wilhoite (12/7/86) in Topeka, KS.
 - Majored in mass media with a minor in sociology.
- 



IAN WILLIAMS

93

NOSE TACKLE
6-1 | 305

NOTRE DAME | 2ND YEAR
BORN 8.31.89 | ALTAMONTE SPRINGS, FL
ACQUIRED FA IN '11
LYMAN HS, LONGWOOD, FL

Ian Williams joined the 49ers as an undrafted free agent out of Notre Dame, in 2011. He earned a spot on the 49ers 53-man roster, along with DT Demarcus Dobbs and QB Scott Tolzien. It marked the first time since 2001 that the 49ers had at least two undrafted free agents make the team (4 in 2001 - DT John Schlect, LB Quincy Stewart, LB Shane Elam and P Jason Baker). Williams appeared in one game in 2011.

// GOLDMINE

- Ian learned that one of the most important things you have to learn when entering the NFL is time management and attributes much of the early lessons he's learned to the older veteran players. "Just seeing the older players has helped me. You'd think once you've been in the League for a few years, guys start to relax and stuff like that, but that's not the case here, especially with Justin Smith. Those are the guys who I'm around every day, Justin, Ray McDonald, Isaac Sopoaga, and Ricky Jean Francois. Those guys are going hard every single day. They're coming in and doing extra stuff all the time. So, that was one thing I didn't expect when I got here. These guys are going even harder every day."
- Ian expressed how important it is to have relationships with people who have played in the league. Former 49er Bryant Young coached Ian his junior year at Notre Dame. "Just to have him as a reference and to be able to talk to him about stuff is huge, especially since he was out here for so long. He's like a legend and is going to be a Hall of Famer. It's great to have somebody like that who you're able to talk to, just run things by him and stuff like that." Ian talks to Bryant about once a month.

WILLIAMS' GAME-BY-GAME

2012															
Date	Opp	W/L	P/S	Tot	Sol	Ast	Sk	Yds	Int	Yds	PD	FF	FR	Yds	
Sep 9	at GB	W	-	-	-	-	-	-	-	-	-	-	-	-	
Sep 16	Det	W	-	-	-	-	-	-	-	-	-	-	-	-	
Sep 23	at Min	L	-	-	-	-	-	-	-	-	-	-	-	-	
Sep 30	at NYJ	W	1/0	0	0	0	0.0	0.0	0	0	0	0	0	0	
Oct 7	Buf	W	-	-	-	-	-	-	-	-	-	-	-	-	
Oct 14	NYG	L	-	-	-	-	-	-	-	-	-	-	-	-	
Oct 18	Sea	W	-	-	-	-	-	-	-	-	-	-	-	-	
Oct 29	at Arz	W	-	-	-	-	-	-	-	-	-	-	-	-	
Nov 11	StL	T	-	-	-	-	-	-	-	-	-	-	-	-	
Nov 19	Chi	W	-	-	-	-	-	-	-	-	-	-	-	-	
Nov 25	at NO	W	-	-	-	-	-	-	-	-	-	-	-	-	
Dec 2	at StL	L	-	-	-	-	-	-	-	-	-	-	-	-	
Dec 9	Mia	W	-	-	-	-	-	-	-	-	-	-	-	-	
Dec 16	at NE	W	-	-	-	-	-	-	-	-	-	-	-	-	
Dec 23	at Sea	L	1/0	2	0	2	0.0	0.0	0	0	0	0	0	0	
Dec 30	Arz	W	1/0	4	3	1	0.0	0.0	0	0	0	0	0	0	
TOTALS			3/0	6	3	3	0	0	0	0	0	0	0	0	

2012 Postseason															
Date	Opp	W/L	P/S	Tot	Sol	Ast	Sk	Yds	Int	Yds	PD	FF	FR	Yds	
Jan 12	GB	W	-	-	-	-	-	-	-	-	-	-	-	-	
Jan 20	at Atl	W	-	-	-	-	-	-	-	-	-	-	-	-	
Feb 3	Bal														
TOTALS			0/0	0	0	0	0.0	0.0	0	0	0	0	0	0	

WILLIAMS' CAREER STATISTICS

YEAR	TEAM	GP	GS	TACKLES				YDS	INT	YDS	INTERCEPTIONS			PD	FUMBLES		
				TOT	SOL	AST	SACKS				LG	TD	FF		FR	YDS	
2011	SF	1	0	1	0	1	0.0	0.0	0	0	0	0	0	0	0	0	
2012	SF	3	0	6	3	3	0.0	0.0	0	0	0	0	0	0	0	0	
TOTALS		4	0	7	3	4	0.0	0.0	0	0	0	0	0	0	0	0	

PLAYOFFS

YEAR	TEAM	GP	GS	TACKLES				YDS	INT	YDS	INTERCEPTIONS			PD	FUMBLES		
				TOT	SOL	AST	SACKS				LG	TD	FF		FR	YDS	
2011	SF	0	0	0	0	0	0.0	0.0	0	0	-	0	0	0	0	0	
2012	SF	0	0	0	0	0	0.0	0.0	0	0	-	0	0	0	0	0	
TOTALS		0	0	0	0	0	0.0	0.0	0	0	-	0	0	0	0	0	

Milestones:

NFL Debut: vs. TB (10/9/12)

WILLIAMS' CAREER HIGHS

Total Tackles: 4 vs. Arz. (12/30/12)

Assists: 2 at Sea. (12/23/12)

Solo: 3 vs. Arz. (12/30/12)





KYLE WILLIAMS

10

WIDE RECEIVER
5-10 | 186

ARIZONA STATE | 3RD YEAR
BORN 7.19.88 | SAN JOSE, CA
ACQUIRED D-6C IN '10
CHAPARRAL HS, SCOTTSDALE, AZ

Kyle Williams joined the 49ers as a sixth-round pick in the 2010 NFL Draft. In 2011, he made his first-career start at Sea. (12/24) and finished the season with 3 touchdowns and 241 yards receiving on 20 catches. In 18 games as a 49er, Williams has registered 21 receptions for 249 yards and 3 touchdowns. Williams is no stranger to professional sports as his father, Ken, is the general manager of the Chicago White Sox.

// 2012 HIGHLIGHTS

- Racked up 184 all-purpose yds. at Min. (9/23), returning 2 kickoffs for 144 yds and a career long 94-yd. return.
- Scored his 1st TD of the season on a 43-yd. recept. from QB Alex Smith in 2nd qtr. vs. Buf. (10/7).
- Hauled in a career-long 57 yd. recept. from QB Colin Kaepernick vs. Chi. (11/19), in the 1st qtr., setting up a 3-yd. TD pass from Kaepernick to TE Vernon Davis on the ensuing play.
- Placed on the Injured Reserve List on 11/27 (Knee).

// GOLDMINE

- Kyle's father, Kenny, is a former major league outfielder and the current general manager of the Chicago White Sox, a title he has held for 10 years. "It's been a great opportunity and an advantage to be around some pros and the best guys in the league growing up." It was an opportunity Kyle learned that very few other children get the chance to see. He saw firsthand what it took to be a professional athlete and believes that experience will help him in his current career.
- Kyle was selected in the 47th round of the 2006 MLB Draft by the Chicago White Sox right out of high school.
- People doubted Kyle's ability growing up because of his size. "People telling me that I wouldn't make it fueled me. That's been the biggest motivating force that I've had."

WILLIAMS' GAME-BY-GAME

2012 Receiving

Date	Opp	W/L	P/S	Rec	Yds	Avg	Lg	TD
Sep 9	at GB	W	1/1	0	0	0.0	0	0
Sep 16	Det	W	1/1	0	0	0.0	0	0
Sep 23	at Min	L	1/0	2	16	8.0	9	0
Sep 30	at NYJ	W	1/0	0	0	0.0	0	0
Oct 7	Buf	W	1/0	2	50	25.0	43t	1
Oct 14	NYG	L	1/1	4	40	10.0	15	0
Oct 18	Sea	W	1/0	1	18	18.0	18	0
Oct 29	at Arz	W	1/0	1	4	4.0	4	0
Nov 11	StL	T	1/0	2	24	12.0	13	0
Nov 19	Chi	W	1/0	2	60	30.0	57	0
Nov 25	at NO	W	1/0	0	0	0.0	0	0

PLACED ON INJURED RESERVE ON 11/27 (KNEE)

TOTALS			11/3	14	212	15.1	57	1
---------------	--	--	-------------	-----------	------------	-------------	-----------	----------

2012 Returns

Date	Opp	KR	Yds	Avg	Lg	TD	PR	FC	Yds	Avg	Lg	TD
Sep 9	at GB	0	0	0.0	0	0	1	3	20	20.0	20	0
Sep 16	Det	1	0	0.0	0	0	1	0	8	8.0	8	0
Sep 23	at Min	2	144	72.0	94	0	2	1	24	12.0	16	0
Sep 30	at NYJ	1	25	25.0	25	0	0	0	0	0.0	0	0
Oct 7	Buf	2	45	22.5	28	0	0	0	0	0.0	0	0
Oct 14	NYG	6	116	19.3	26	0	0	0	0	0.0	0	0
Oct 18	Sea	0	0	0.0	0	0	0	0	0	0.0	0	0
Oct 29	at Arz	0	0	0.0	0	0	0	0	0	0.0	0	0
Nov 11	StL	0	0	0.0	0	0	0	0	0	0.0	0	0
Nov 19	Chi	0	0	0.0	0	0	0	0	0	0.0	0	0
Nov 25	at NO	1	23	23.0	23	0	0	2	0	0.0	0	0

PLACED ON INJURED RESERVE ON 11/27 (KNEE)

TOTALS			13	353	27.2	94	0	4	6	52	13.0	20	0
---------------	--	--	-----------	------------	-------------	-----------	----------	----------	----------	-----------	-------------	-----------	----------



WILLIAMS' CAREER STATISTICS

YEAR	TEAM	GP	GS	RECEIVING					RUSHING					
				NO	YDS	AVG	LG	TD	ATT	YDS	AVG	LG	TD	
2010	SF	5	0	1	8	8.0	8	0	0	0	0	–	–	0
2011	SF	13	1	20	241	12.1	56t	3	2	32	16.0	25	0	0
2012	SF	11	3	14	212	15.1	57	1	4	21	5.3	9	0	0
TOTALS		29	4	35	461	13.2	57	4	6	53	8.8	25	0	0

PLAYOFFS

YEAR	TEAM	GP	GS	RECEIVING					RUSHING						
				NO	YDS	AVG	LG	TD	ATT	YDS	AVG	LG	TD		
2011	SF	2	0	2	12	6.0	6	0	0	0	–	–	0	0	
2012	SF	–	–	–	INJURED RESERVE					–	–	–	–	–	–
TOTALS		2	0	2	12	6.0	6	0	0	0	–	–	0	0	

YEAR	TEAM	KICKOFF RETURNS					PUNT RETURNS					
		NO	YDS	AVG	LG	TD	NO	FC	YDS	AVG	LG	TD
2010	SF	4	82	20.5	30	0	3	6	16	5.3	9	0
2011	SF	4	104	26.0	33	0	2	4	41	20.5	36	0
2012	SF	13	353	27.2	94	0	4	6	52	13.0	20	0
TOTALS		21	539	25.7	94	0	9	16	109	12.1	36	0

PLAYOFFS

YEAR	TEAM	KICKOFF RETURNS					PUNT RETURNS						
		NO	YDS	AVG	LG	TD	NO	FC	YDS	AVG	LG	TD	
2011	SF	4	105	26.3	40	0	9	2	76	8.4	24	0	
2012	SF	–	–	INJURED RESERVE					–	–	–	–	–
TOTALS		4	105	26.3	40	0	9	2	76	8.4	24	0	

Additional Statistics:

Fumble Recoveries – 1: 2010 (1)

Fumbles–Lost – 1–0: 1–0 in 2012

Milestones:

NFL Debut: at KC (9/26/10); **First Start:** at Sea (12/24/11); **First Reception:** vs. TB (11/21/10 – 8–yd. pass from QB Troy Smith); **First TD Reception:** vs. Dal. (9/18/11 – 12–yd. pass from QB Alex Smith)

WILLIAMS' CAREER HIGHS

Receptions: 5 vs. Arz. (11/20/11)
Receiving Yards: 66 vs. StL (12/4/11)
TD Receptions: 1 (4 times) Last vs. Buf. (10/7/12)
Long Reception: 57 vs. Chi. (11/19/12)

Rushes: 1 (6 times) Last vs. Sea. (10/18/12)
Rushing Yards: 25 vs. StL (12/4/11)
Kickoff Returns: 6 vs. NYG (10/14/12)
Kickoff Return Yards: 144 vs. Min. (9/23/12)
Long Kickoff Return: 94 at Min. (9/23/12)



// TRANSACTIONS

Originally the third of three 6th-round (206th overall) draft choices by SF in 2010.

// 2011

- Hauled in a 12-yd. TD receipt. from QB Alex Smith vs. Dal. (9/18), recording his first career NFL TD on just his second NFL touch.
- Caught a career-long 14-yd. pass from QB Alex Smith in the 2nd qtr. vs. NYG (11/13).
- Logged 5 receipts. for a career-best 54 yds. and 1 TD vs. Arz. (11/20).
- Hauled in a 56-yd. catch and run TD in the 4th qtr. vs. StL (12/4), at the time marking longest play from scrimmage of the year. He also rushed for 25 yds. on his first carry of his career.
- Made first-career start at Sea. (12/24). Recorded 86 yds. from 3 kickoff returns and 41 yds. from 2 punt returns, both career-highs.

// 2010

- Made his NFL debut and served as the primary punt and kickoff returner at KC (9/26), recording 3 KORs for 65 yds. and a PR for 2 yds.
- Registered his first career receipt. on an 8-yd. pass play from QB Troy Smith in the 4th qtr. vs. TB (11/21).

// COLLEGE

Saw action in 41 games (15 starts) during his four-year career. Totaled 109 receipts. for 1,626 yds. and 18 TDs, 74 punt returns for 768 yds. and 31 kickoff returns for 709 yds. in his career. Played in 11 games (9 starts) as a senior and led the Sun Devils with 57 catches for 815 yds. and 8 TDs, while also returning 23 punt returns for 229 yds. Ranked 4th on team with 364 receiving yds. on 19 catches and a team-high tying 4 TDs as a junior, seeing action in 11 games (2 starts). Led the Pac-10 by averaging 17.0 yds. per punt return, earning Honorable Mention All-Pac-10 honors as a returner after posting 238 yds. on 14 returns as he shared duties with senior Nate Kimbrough. Served as team's primary kickoff return man and recorded 27 returns for 630 yds. As a sophomore, played in 13 games (3 starts) and ranked 2nd on team with 6 TD catches, finishing the season with 29 receipts. for 360 yds. Also served as ASU's primary punt returner, earning All-Pac-10 first-team honors after posting 23 returns for 224 yds.

// PERSONAL

- Starred at Chaparral (Scottsdale, AZ) HS, and recorded 30 receipts. for 625 yds. with 6 TDs, 1,160 rushing yds. on 108 carries, 15 punt returns for 316 yds. with 3 TDs and 9 kickoff returns for 364 yds. and 2 TDs. Was named *The Arizona Republic* Big School State POY, first-team All-American by EA Sports, all-state first-team by *The Arizona Republic*, AZFCA first-team 4A all-state and the Barry Sollenberger High School POY.
- Led Chaparral to an 11-2 record and a league title in 2005.
- A majority of his family lives in the Bay Area.
- Born Kyle Williams (7/19/88) in San Jose, CA.

// INJURY REPORT

2010: Sustained a toe sprain at Ind. (8/14) that kept him out of first two regular season games [at Sea. (9/12) and vs. NO (9/20)]; Inactive for 2 games [vs. Phi. (10/10) and vs. Oak. (10/17)] with a finger injury sustained during practice.

2011: Inactive (concussion) at StL (1/1).

2012: Placed on injured reserve (11/27).



WILLIAMS' GAME-BY-GAME

2010 Receiving

Date	Opp	W/L	P/S	Rec	Yds	Avg	Lg	TD
Sep 12	at Sea	L	-	INACTIVE (Toe Sprain)		-	-	-
Sep 20	NO	L	-	INACTIVE (Toe Sprain)		-	-	-
Sep 26	at KC	L	1/0	0	0	0.0	0	0
Oct 3	at Atl	L	1/0	0	0	0.0	0	0
Oct 10	Phi	L	-	INACTIVE (Finger)		-	-	-
Oct 17	Oak	W	-	INACTIVE (Finger)		-	-	-
Oct 24	at Car	L	-	INACTIVE		-	-	-
Oct 31	Den	W	-	INACTIVE		-	-	-
Nov 14	StL	W	-	INACTIVE		-	-	-
Nov 21	TB	L	1/0	1	8	8.0	8	0
Nov 29	at Arz	W	-	INACTIVE		-	-	-
Dec 5	at GB	L	1/0	0	0	0.0	0	0
Dec 12	Sea	W	-	DID NOT PLAY		-	-	-
Dec 16	at SD	L	-	DID NOT PLAY		-	-	-
Dec 26	at StL	L	-	DID NOT PLAY		-	-	-
Jan 2	Arz	W	1/0	0	0	0.0	0	0
TOTALS			5/0	1	8	8.0	8	0

2010 Returns

Date	Opp	KR	Yds	Avg	Lg	TD	PR	FC	Yds	Avg	Lg	TD
Sep 12	at Sea	-	-	-	-	INACTIVE (Toe Sprain)		-	-	-	-	-
Sep 20	NO	-	-	-	-	INACTIVE (Toe Sprain)		-	-	-	-	-
Sep 26	at KC	3	65	21.7	30	0	1	2	0	0.0	0	0
Oct 3	at Atl	1	17	17.0	17	0	0	3	0	0.0	0	0
Oct 10	Phi	-	-	-	-	INACTIVE (Finger)		-	-	-	-	-
Oct 17	Oak	-	-	-	-	INACTIVE (Finger)		-	-	-	-	-
Oct 24	at Car	-	-	-	-	INACTIVE		-	-	-	-	-
Oct 31	Den	-	-	-	-	INACTIVE		-	-	-	-	-
Nov 14	StL	-	-	-	-	INACTIVE		-	-	-	-	-
Nov 21	TB	0	0	0.0	0	0	2	1	16	8.0	9	0
Nov 29	at Arz	-	-	-	-	INACTIVE		-	-	-	-	-
Dec 5	at GB	0	0	0.0	0	0	0	0	0	0.0	0	0
Dec 12	Sea	-	-	-	-	DID NOT PLAY		-	-	-	-	-
Dec 16	at SD	-	-	-	-	DID NOT PLAY		-	-	-	-	-
Dec 26	at StL	-	-	-	-	DID NOT PLAY		-	-	-	-	-
Jan 2	Arz	0	0	0.0	0	0	0	0	0	0.0	0	0
TOTALS		4	82	20.5	30	0	3	6	16	5.3	9	0

2011 Receiving

Date	Opp	W/L	P/S	Rec	Yds	Avg	Lg	TD
Sep 11	Sea	W	-	INACTIVE		-	-	-
Sep 18	Dal	L	1/0	1	12	12.0	12t	1
Sep 25	at Cin	W	-	DID NOT PLAY		-	-	-
Oct 2	at Phi	W	1/0	1	4	4.0	4	0
Oct 9	TB	W	1/0	0	0	0.0	0	0
Oct 16	at Det	W	1/0	0	0	0.0	0	0
Oct 30	Cle	W	1/0	0	0	0.0	0	0
Nov 6	at Was	W	1/0	1	12	12.0	12	0
Nov 13	NYG	W	1/0	1	14	14.0	14	0
Nov 20	Arz	W	1/0	5	54	10.8	13	1
Nov 24	at Bal	L	1/0	0	0	0.0	0	0
Dec 4	StL	W	1/0	2	66	33.0	56t	1
Dec 11	at Arz	L	1/0	4	42	10.5	15	0
Dec 19	Pit	W	1/0	4	33	8.3	10	0
Dec 24	at Sea	W	1/1	1	4	4.0	4	0
Jan 1	at StL	W	-	INACTIVE (Concussion)		-	-	-
TOTALS			13/1	20	241	12.1	56t	3

2011 Returns

Date	Opp	KR	Yds	Avg	Lg	TD	PR	FC	Yds	Avg	Lg	TD
Sep 11	Sea	0	0	-	-	INACTIVE		-	-	-	-	-
Sep 18	Dal	0	0	0.0	0	0	0	0	0	0.0	0	0
Sep 25	at Cin	-	-	-	-	DID NOT PLAY		-	-	-	-	-
Oct 2	at Phi	0	0	0.0	0	0	0	0	0	0.0	0	0
Oct 9	TB	0	0	0.0	0	0	0	0	0	0.0	0	0
Oct 16	at Det	0	0	0.0	0	0	0	0	0	0.0	0	0
Oct 30	Cle	0	0	0.0	0	0	0	0	0	0.0	0	0
Nov 6	at Was	0	0	0.0	0	0	0	0	0	0.0	0	0
Nov 13	NYG	0	0	0.0	0	0	0	0	0	0.0	0	0
Nov 20	Arz	0	0	0.0	0	0	0	0	0	0.0	0	0
Nov 24	Bal	0	0	0.0	0	0	0	0	0	0.0	0	0
Dec 4	StL	0	0	0.0	0	0	0	1	0	0.0	0	0
Dec 11	at Arz	0	0	0.0	0	0	0	0	0	0.0	0	0
Dec 19	Pit	1	18	18.0	18	0	2	0	0	0.0	0	0
Dec 24	at Sea	3	86	28.7	33	0	2	1	41	20.5	36	0
Jan 1	at StL	-	-	-	-	INACTIVE (Concussion)		-	-	-	-	-
TOTALS		4	104	26.0	33	0	2	4	41	20.5	36	0

2011 Postseason (Receiving)

Date	Opp	W/L	P/S	Rec	Yds	Avg	Lg	TD
Jan 14	NO	W	1/0	2	12	6.0	6	0
Jan 22	NYG	L	1/1	0	0	0.0	0	0
TOTALS			2/1	2	12	6.0	6	0

2011 Postseason (Returns)

Date	Opp	KR	Yds	Avg	Lg	TD	PR	FC	Yds	Avg	Lg	TD
Jan 14	NO	1	20	20.0	20	0	1	0	6	6.0	6	0
Jan 22	NYG	3	85	28.3	40	0	8	2	70	8.8	24	0
TOTALS		4	105	26.3	40	0	9	2	76	8.4	24	0




// 2012 HIGHLIGHTS

- Part of LB corp that only allowed 45 yds. on the ground at GB (9/9). The 45 rush yds. were the fewest on the ground by GB since 9/28/08 at TB (28 yds.).
- Tallied 14 tackles at Min. (9/23) and 1 FR.
- Was part of defense that held NYJ (9/30) to 145 total yds. on offense and just 45 yds. rushing in 34-0 road win. The defensive unit recorded 3.0 sacks, 3 FRs and 1 TD.
- Earned NFC Defensive Player of the Week honors as he registered his 6th career INT and 1st of the season at NYJ (9/30) after DT Ray McDonald tipped the pass at the line of scrimmage.
- Forced a fumble vs. Buf. (10/7), taking the ball away from TE Scott Chandler that was recovered by S Dashon Goldson. The takeaway led to a 28-yd. TD recept. by WR Michael Crabtree 1 play later.
- Was part of the defense that did not allow a TD in back-to-back games vs. Sea. (10/18) and at Arz. (10/29), limiting Sea. to only 2 FGs. and Arz. to 3 pts. It was part of a stretch where the 49ers defense did not allow a TD in 4 of 5 games, a first in franchise history.
- Willis and the 49ers defense held Arz. (10/29) to just 7 yds. rushing, tying the fewest rushing yds. the 49ers have allowed in a single game in franchise history [7 at NO (10/1/72)], and the lowest rushing output allowed in any game during the entire 2012 NFL season. Willis led the team with 12 tackles.
- Recorded 13 tackles vs. StL (11/11), reaching 100 tackles for the 6th straight season to begin his career.
- Willis and the 49ers defense limited Chi. (11/19) to 143 yds. of total offense (85 rushing; 58 passing). The 143 yds. of total offense allowed was the 2nd lowest total in the NFL this season at that point, [Hou. allowed 117 yds. at Jax. (9/16)] and fewest given up by the 49ers since 1/3/10 (109 yds. at StL). The 58 passing yds. allowed by the 49ers defense are the fewest given up since 1/3/10 (22 yds. at StL).
- Notched 0.5 sack at NO (11/25), marking his first sack of the season and 17.5 of his career.
- Led team in tackles at NE (12/16) with 14 (9 solo, 5 assists) and surpassed 1,000 career tackles.

// GOLDMINE

- In 2007 and 2009, Patrick was named the recipient of the 49ers Bill Walsh Award. The Bill Walsh Award is voted on by the coaches and awarded to the 49ers team MVP. Willis is one of three players in franchise history to win the award twice (RB Frank Gore, DT Justin Smith).
- Patrick and his siblings were separated from his biological father when he was 16. He moved in with his guardians, the Finleys, who were in their 20's when they took in Patrick and his three other siblings. Chris Finley was a math teacher and Patrick's basketball coach in high school. Julie Finley taught 5th grade. He refers to Chris and Julie as mom and dad.
- One would think growing up in a small town of 1,500 people wouldn't provide much of a fan spotlight for young athletes. However, this was not the case for Patrick during his childhood in Bruceton, TN. "Growing up in such a small town, sports would turn into these big events, whether it was football, baseball or basketball. Everybody would come out to see you play."
- One of Patrick's biggest influences growing up was his uncle, Arthur Joe Willis, who was a professional light-heavyweight boxer from 1989-2000 and competed in 33 pro fights. Patrick looked up to his uncle because he was able to make a name for himself as a successful boxer. Arthur matched up against James "Lights Out" Toney in 1990, and Toney later went on to beat former heavyweight champion Evander Holyfield in 2003.

- Patrick has a variety of tattoos, with each carrying its own special meaning. One of his most inspirational tattoos is the word 'Believe' on his forearm. "When a person says 'I think,' I feel that leaves room for doubt. If I want to do something, I want to 'believe' I can do it, not just think." Patrick has three tear drop tattoos, which signify three significant people that have passed away in his life - his grandfather, uncle and brother.
 - Tragedy struck Patrick's family right before his senior year at Ole Miss. His brother, Detris, drowned in a swimming hole when he was just 17 years old. Detris was a talented FB/LB who was heading into his senior year at Central High School and was a Division I-A prospect. In memory of his late brother, Patrick had the Superman shield tattooed on his chest. "We both loved Superman growing up. We were strong no matter what, but also had our weaknesses." Below Patrick's Superman tattoo reads, "My brother shall rise again." "I believe someday when my time on earth is over, I'll see him again."
 - Patrick was a standout basketball player at Central High School, where he averaged close to 20 points and 10 rebounds per game throughout his career. An all-district, all-region and All-West Tennessee selection, Patrick played every position on the court and was named the district's Most Valuable Player. It wasn't on the blacktop where he crafted his game, but rather on the dirt in front of his house. At the age of 7, Patrick, his brother and his dad constructed a basketball hoop from cedar planks. For the next 10 years, one could often find Patrick and his family playing toe-to-toe on that very same hoop. "That's what kept me busy. We didn't have sport clubs, malls or movie theatres nearby. All we had was each other."
 - Patrick believes several of the jobs he held as a youth have made him into the hard-working person he is today. At the ripe age of 10, Patrick worked in a cotton field to help financially support his family. "My grandmother got me a job chopping cotton. I got \$110 a week for chopping the weeds around the cotton so it could grow." Patrick's next job was in masonry, where he would mix mortar for the building of structures. He then worked alongside his father, who was a logger. "I would use a chainsaw and cut the limbs off. It was a pretty crazy job, I would get cut up all over." When Patrick was a sophomore and junior in high school, he would perform general maintenance around the school, which included waxing all the floors on the property.
 - One of Patrick's biggest influences growing up was his uncle, Arthur Joe Willis, who was a professional light-heavyweight boxer from 1989-2000 and competed in 33 pro fights. Patrick looked up to his uncle because he was able to make a name for himself as a successful boxer. Arthur matched up against James "Lights Out" Toney in 1990, and Toney later went on to beat former heavyweight champion Evander Holyfield in 2003.
 - Since moving to the Bay Area, Patrick has been able to purchase a house of his own. "Buying my house in the Bay Area was awesome, truly a blessing. To grow up in a house like I grew up in and then now to have my real, own home that I can call home feels amazing. I'm truly grateful." Having his own house has served to be a great place for his family to come and visit, as they have their own wing. Pat, being the leader he is both on the field and off, also uses his house to host team get-togethers during the season and off-season in order to bring the guys closer together. "I think having get-togethers at my house, hanging out with teammates and getting to know them off-the-field is big, because believe it or not, last season was the first time I've felt I have truly had the opportunity to hang out with more than just one guy on the team, but multiple guys on the team. At the end of the day, one or two guys don't win as a team, three guys don't win as a team, the whole group does. And I think we've built a camaraderie hanging out like we did last year, having get-togethers, nothing crazy, but just bonding time because it's like family."
- 

// GOLDMINE (CONTINUED)

- Competition is what has driven Patrick throughout his life. "I love to compete, no matter what sport it is. Basketball, baseball, football, golf, bowling, fishing, whatever. Basketball was my first love...I played everything, guard, forward, center. In baseball, I played everything too, except for catcher." Patrick set the record for most home runs in Little League. He started playing golf with his dad, Chris Finley, when he was 16. "Even though I'm not too good, I love to compete."

FILM STUDY

"For all you young guys out there that want to play linebacker, I want you to watch Patrick Willis, his footwork, his position at impact. I don't know if I've ever seen anybody better over the last few years playing that inside linebacker than Patrick Willis, who's always in perfect position."

- Former Cowboys FB and Current FOX Analyst Daryl Johnston

WILLIS' CAREER STATISTICS

YEAR	TEAM	GP	GS	TACKLES					INTERCEPTIONS					FUMBLES		
				TOT	SOL	AST	SACKS	YDS	INT	YDS	LG	TD	PD	FF	FR	YDS
2007	SF	16	16	226	143	83	4.0	9.0	0	0	0	0	5	2	1	0
2008	SF	16	16	185	126	59	1.0	5.0	1	86	86t	1	10	1	1	0
2009	SF	16	16	173	121	52	4.0	22.0	3	33	23t	1	8	3	0	0
2010	SF	15	15	153	104	49	6.0	46.0	0	0	0	0	5	2	0	0
2011	SF	13	13	121	60	61	2.0	12.0	1	10	10	0	12	4	2	0
2012	SF	16	16	171	91	80	0.5	4.5	2	2	2	0	9	2	1	3
TOTALS		92	92	1,029	645	384	17.5	98.5	7	131	86t	2	49	14	5	3

PLAYOFFS

YEAR	TEAM	GP	GS	TACKLES					INTERCEPTIONS					FUMBLES		
				TOT	SOL	AST	SACKS	YDS	INT	YDS	LG	TD	PD	FF	FR	YDS
2011	SF	2	2	21	14	7	1.0	11.0	0	0	-	0	1	0	1	0
2012	SF	2	2	16	15	1	1.0	9.0	0	0	-	0	0	0	0	0
TOTALS		4	4	37	29	8	2.0	20.0	0	0	-	0	1	0	1	0

Milestones:

NFL Debut: vs. Arz. (9/10/07); **First Start:** vs. Arz. (9/10/07); **First Sack:** at Atl. (11/4/07 – QB Matt Ryan); **First INT:** at Sea. (9/14/08 – QB Matt Hasselbeck); **First INT Returned for a TD:** at Sea. (9/14/08 – QB Matt Hasselbeck); **First FF:** vs. Arz. (9/10/07 – RB Edgerrin James); **First FR:** vs. Min. (12/9/07 – WR Aundrae Allison); **1,000 Tackles:** at NE (12/16/12)

WILLIS' CAREER HIGHS

Total Tackles: 22 at NE (10/5/08)

Solo: 15 at Arz. (11/25/07)

Assists: 9 (2 times) Last at Sea. (12/23/12)

Sacks: 2.5 vs. StL (10/4/09)

Passes Defensed: 3 (3 times) Last vs. Arz. (11/20/11)

Interceptions: 1 (6 times) Last at NYJ (9/30/12)

Interception Yards: 86 at Sea. (9/14/08)

Interception Return Long: 86t at Sea. (9/14/08)

Forced Fumbles: 2 (2 times) Last at Was. (11/6/11)

Fumble Recoveries: Regular Season – 1 (5 times) Last at Min. (9/23/12); Postseason – 1 vs. NO (1/14/12)

// TRANSACTIONS

Originally the first of two 1st-round (11th pick overall) draft choices by SF in 2007... Signed a five-year contract through 2016 on 5/4/10.

// AWARDS & HONORS

2007: AP First-Team All-Pro, NFC Pro Bowl, AP Rookie Defensive Player of the Year, PFW/PFWA All-NFL Team, PFW/PFWA Defensive Rookie of the Year, PFW/PFWA All-Rookie Team, NFL Alumni Linebacker of the Year, NFL Defensive Rookie of the Month (October and December), GMC Defensive Player of the Week (Weeks 12 and 16), Diet Pepsi Rookie of the Week (Weeks 1, 2, and 12), Bill Walsh Award (co-recipient with Nate Clements)

2008: NFC Pro Bowl, AP Second-team All-Pro

2009: AP First-Team All-Pro, NFC Pro Bowl, *The Sporting News* - All-Pro Defense, PFW/PFWA All-NFL Team, 2009 NFL Alumni Linebacker of the Year, Bill Walsh Award, NFL Butkus Award

2010: AP First-Team All-Pro, NFC Pro Bowl, 2010 NFL Alumni Linebacker of the Year

2011: AP First-Team All-Pro, First-Team All-Pro selection by PFW/PFWA, All-Pro Team by *Sporting News*, NFC Pro Bowl, USA Football All-Fundamentals Team, NFC Defensive Player of the Week (Week 5)

// 2011

- Tied for team lead with 10 tackles to go along with a FR and PD vs. Sea. (9/11).
- Led team with 14 tackles vs. Dal. (9/18), while also forcing a fumble.
- Willis was awarded NFC Defensive Player of the Week for games played Oct. 9-10 (Week 5) by the NFL. He led the team with 18 tackles and recovered his second fumble of the season vs. TB (10/9), which resulted in a TE Vernon Davis 14-yd. TD receipt. It also marked the first time Willis registered multiple FRs in a season.
- Tied a career high recording 3 PDs at Det. (10/16), including 8 total tackles.
- Recorded a sack on QB Colt McCoy vs. Cle. (10/30) in the 4th qtr. for his first sack of the season.
- Led team with 13 tackles, 2 FFs and 1 PD at Was. (11/6). His first FF was recovered by S Donte Whitner in the 2nd qtr., which resulted in a TD on the ensuing play. Willis recorded his second FF of the game in the 4th qtr., marking his second career game with 2 FFs (vs. Atl. 10/11/09).
- Registered his second sack of the season and 17th of his career after bringing down Giants QB Eli Manning for a 9-yd. loss in the 3rd qtr. vs. NYG (11/13).
- Notched his first INT of the season and fifth of his career after picking off Cardinals QB John Skelton in the 1st qtr. vs. Arz. (11/20). He also registered 3 PDs and his 4th FF of the season after stripping Cardinals RB Beanie Wells in the 1st qtr.
- Recovered a loose ball on the Saints first drive of the game vs. NO (1/14), after S Donte Whitner forced a RB Pierre Thomas fumble on the 49ers 2-yd. line. Finished the day with 10 tackles.

// 2010

- Earned Pro Bowl honors for the fourth consecutive season and first-team All-Pro for the third time in his career after leading the team with 153 tackles.
- Set a career high and ranked 2nd on the team with 6.0 sacks on the season. His 6.0 sacks ranked t-1st among NFL ILBs (Pit. James Farrior and SD Kevin Burnett).
- Registered 2.0 sacks vs. TB (11/21), marking his 3rd career multi-sack game and the first since 10/4/09 vs. StL (2.5 sacks).
- Registered a sack in 3 consecutive games [1.0 vs. StL (11/14), 2.0 vs. TB (11/21), 1.0 at Arz. (11/29)], the longest streak of his career.
- Registered his 6th sack of the season as he brought down QB Sam Bradford at StL (12/26) and clubbed the ball loose to register his 2nd FF of the season and 8th of his career. Was wearing a cast on his hand after breaking it vs. Sea. (12/12).

// 2009

- Earned Pro Bowl honors for the third consecutive season and All-Pro honors for the second time in his career after leading the team in tackles (173) and TFLs (13). According to statistics compiled by the Elias Sports Bureau, he led the NFL in stops (152), marking the second time in his career he has accomplished this feat (2007 - 174 tackles).
- Ranked t-2nd in the NFL among linebackers with 3 INTs.
- Posted a career-high 4.0 sacks.
- Registered his 2nd career INT at Arz. (9/13). Also had 14 tackles to go along with 2 TFLs and a PD.
- Recorded 2nd career INT return for a TD, returning a QB Kyle Boller pass 23 yds. for a score, while posting a career-high 2.5 sacks to go along with 11 tackles vs. StL (10/4). He became the first player in franchise history, and just the third player in the NFL since the sack became an official statistic in 1982, to tally at least 2.5 sacks and an INT return for a TD in the same game.
- Posted 13 tackles and 2 FFs vs. Atl. (10/11), marking the first time a 49ers player forced 2 fumbles in a game since 1998.
- Sacked QB Kurt Warner and registered a FF vs. Arz. (12/14).
- Registered an INT, 12 tackles and a PD vs. Det. (12/27).

// 2008

- Led the team with 185 tackles as he earned Pro Bowl honors for second consecutive season.
- At Sea. (9/14), recorded first career INT, returning a QB Matt Hasselbeck pass for an 86-yd. TD, which is the longest INT return by a 49ers LB in team history.
- Posted 13 tackles, 2 PDs, and 1 FR at NO (9/28). His FR occurred at the 49ers 3-yd. line to prevent a Saints score.
- Tallied 4th career 20-plus tackle game after finishing with a franchise-record 22 stops vs. NE (10/6), which also included a sack.
- Tallied 16 tackles, which included 2 key stops on Rams final drive to preserve the 17-16 come-from-behind victory at StL (12/24).



// 2007

- Earned starting role in training camp and totaled 226 tackles, 4 sacks, 2 FFs, 1 FR and 5 PDs. Received numerous accolades, including Defensive Rookie of the Year, All-Pro and Pro Bowl honors.
- Led defense with 15 tackles to go along with 1 FF in season-opener vs. Arz. (9/10) and was named Diet Pepsi Rookie of the Week.
- Recorded a 21 tackles to go along with a half sack at Arz. (11/25). In a defining moment, ran down WR Sean Morey from behind in OT to prevent him from scoring game-winning TD after a 62-yd. gain. Was named the GMC Defensive POW and the Diet Pepsi Rookie of the Week for his efforts.
- Posted 20 tackles at Car. (12/2), marking second consecutive game in which he tallied 20 tackles-or-more.
- Registered 10 tackles and 1 FR vs. Min. (12/9), helping the defense hold NFL's then-leading rusher RB Adrian Peterson to 3 yds. on 14 carries.
- Totaled 20 tackles, 2.0 sacks, 1 FF and 1 PD vs. TB (12/23), and was named GMC Defensive POW. It marked his first career multi-sack game.
- Closed out season at Cle. (12/30) with 16 tackles and 1 sack.

// COLLEGE

Saw action in 45 games (22 starts), totaling 355 tackles, 11.0 sacks, 5 FFs and 1 INT during career at Mississippi. Became first Ole Miss player to lead SEC in tackles (128 in 2005 and 137 in 2006) since Abdul Jackson posted 139 in 1994. His 137 tackles ranked 7th on school's season-record list. Named Butkus Award winner in 2006, becoming first player in school history to earn award. Named first-team All-SEC and SEC Defensive POY by Associated Press and league's coaches as a senior after starting 12 games and posting 137 tackles, 3.0 sacks, 2 FFs, 1 FR and 7 PDs. Tallied at least 10 tackles in 11 contests. Earned South Team Defensive MVP honors at 2007 Senior Bowl, leading all players with 11 stops to go along with 1 FF. Named first-team All-SEC as a junior, leading team with 128 tackles to go along with 3.0 sacks, 1 INT and 4 PDs.

// PERSONAL

- Attended Central (Bruceton, TN) HS, where he earned Class "A" Mr. Football honors a two-time All-State choice, helping lead team to 2001 and 2002 Regional Championship and State Quarterfinals.
- Totaled 494 tackles, 23 sacks and 13 INTs (6 returned for TDs) on defense, while tallying 276 carries for 2,486 yds. with 39 TDs and 51 catches for 946 yds. with 17 TDs on offense.
- Also earned 4 letters in basketball and 3 in baseball, garnering all-district honors in each sport.
- Brother, Orey, recently received his welding degree.
- Sister, Ernicka, transferred to Lane College from Jackson State. She was on the basketball team at Jackson State, and plays on the softball team at Lane College.
- Born Patrick L. Willis (1/25/85) in Bruceton, TN.
- Graduated with a degree in criminal justice. He finished his degree while training for the NFL Draft. "I was determined to graduate."

// INJURY REPORT

- 2010:** Inactive for the first time in his career vs. Arz. (1/2) with a broken hand suffered vs. Sea. (12/12).
- 2011:** Inactive (hamstring) at Arz. (12/11), vs. Pit. (12/19), at Sea. (12/24) and at StL (1/1).



2011 SAN FRANCISCO 49ERS REGULAR SEASON STATISTICS

Date	W/L	Score	Opponent	Attendance	Rushing	No	Yds	Avg	Long	TD
9/11	W	33-17	Seattle	69,732	F. Gore	282	1,211	4.3	55	8
9/18	L	24-27 (OT)	Dallas	69,732	K. Hunter	112	473	4.2	44	2
9/25	W	13-8	at Cincinnati	43,363	A. Smith	52	179	3.4	14	2
10/2	W	24-23	at Philadelphia	69,144	A. Dixon	29	87	3.0	9	2
10/9	W	48-3	Tampa Bay	69,732	T. Ginn Jr.	8	68	8.5	24	0
10/16	W	25-19	at Detroit	62,061	K. Williams	2	32	16.0	25	0
10/30	W	20-10	Cleveland	69,732	B. Miller	4	8	2.0	3	0
11/6	W	19-11	at Washington	78,032	M. Crabtree	1	6	6.0	6	0
11/13	W	27-20	New York Giants	69,732	D. Walker	3	5	1.7	14	0
11/20	W	23-7	Arizona	69,732	C. Kaepernick	2	-2	-1.0	-1	0
11/24	L	6-16	at Baltimore	71,345	V. Davis	2	-5	-2.5	-2	0
12/4	W	26-0	St. Louis	69,732	A. Lee	1	-18	-18.0	-18	0
12/11	L	19-21	at Arizona	60,808	49ers	498	2,044	4.1	55	14
12/19	W	20-3	Pittsburgh	69,732	Opponents	353	1,236	3.5	34	3
12/24	W	19-17	at Seattle	66,697	Receiving	No	Yds	Avg	Long	TD
1/1	W	34-27	at St. Louis	55,990	M. Crabtree	72	874	12.1	52t	4

Team Statistics		49ers		Opponents	
Total First Downs		282		267	
Rushing		101		53	
Passing		150		190	
Penalty		31		24	
3rd Down: Made/Att		65/221		76/216	
3rd Down Pct.		29.4%		35.2%	
4th Down: Made/Att		9/14		7/17	
4th Down Pct.		64.3%		41.2%	
Possession Avg.		32:02		27:58	
Total Net Yards		4,974		4,931	
Avg. Per Game		310.9		308.2	
Total Plays		993		974	
Avg. Per Play		5.0		5.1	
Net Yards Rushing		2,044		1,236	
Avg. Per Game		127.8		77.3	
Total Rushes		498		353	
Net Yards Passing		2,930		3,695	
Avg. Per Game		183.1		230.9	
Sacked/Yards Lost		44/263		42/283	
Gross Yards		3,193		3,978	
Attempts/Completions		451/277		579/333	
Completion Pct.		61.4%		57.5%	
Had Intercepted		5		23	
Punts/Average		79/50.3		87/45.0	
Net Punting Avg.		43.4		37.1	
Penalties/Yards		113/1,014		98/867	
Fumbles/Ball Lost		14/5		31/15	
Touchdowns		35		23	
Rushing		14		3	
Passing		18		20	
Returns		3		0	

49ers		Opponents	
Receiving	No	Yds	Avg
M. Crabtree	72	874	12.1
V. Davis	67	792	11.8
K. Williams	20	241	12.1
T. Ginn Jr.	19	220	11.6
D. Walker	19	198	10.4
F. Gore	17	114	6.7
K. Hunter	16	195	12.2
J. Morgan	15	220	14.7
B. Edwards	15	181	12.1
B. Miller	11	83	7.5
B. Swain	2	15	7.5
J. Peelle	1	19	19.0
I. Sopoaga	1	18	18.0
J. Staley	1	17	17.0
A. Dixon	1	6	6.0
49ers	277	3,193	11.5
Opponents	333	3,978	11.9
Interceptions	No	Yds	Avg
C. Rogers	6	106	17.7
D. Goldson	6	53	8.8
T. Brown	4	15	3.8
D. Whitner	2	48	24.0
T. Brock	2	18	9.0
C. Culliver	1	23	23.0
R. Smith	1	11	11.0
P. Willis	1	10	10.0
49ers	23	284	12.3
Opponents	5	51	10.2
Punting	No	Yds	Avg
A. Lee	78	3,970	50.9
49ers	78	3,970	50.3
Opponents	87	3,911	45.0
Punt Returns	Ret	FC	Yds
T. Ginn Jr.	38	18	466
R. Smith	4	1	37
K. Williams	2	4	41
49ers	44	23	544
Opponents	39	17	315
Kickoff Returns	No	Yds	Avg
T. Ginn Jr.	29	800	27.6
K. Hunter	6	156	26.0
K. Williams	4	104	26.0
49ers	39	1,060	27.2
Opponents	46	1,061	23.1
Field Goals	1-19	20-29	30-39
D. Akers	2/2	16/16	13/14
49ers	2/2	16/16	13/14
Opponents	2/2	8/9	6/8

Score By Periods		Q1	Q2	Q3	Q4	OT	Pts
49ers		45	125	101	109	0	380
Opponents		43	42	40	101	3	229
Scoring	TD	Ru	Pa	Rt	PAT	FG	2Pt
D. Akers	0	0	0	0	34/34	44/52	0
F. Gore	8	8	0	0	0/0	0/0	0
V. Davis	6	0	6	0	0/0	0/0	0
M. Crabtree	4	0	4	0	0/0	0/0	1
K. Williams	3	0	3	0	0/0	0/0	0
D. Walker	3	0	3	0	0/0	0/0	0
T. Ginn Jr.	2	0	0	2	0/0	0/0	0
A. Dixon	2	2	0	0	0/0	0/0	0
A. Smith	2	2	0	0	0/0	0/0	0
K. Hunter	2	2	0	0	0/0	0/0	0
B. Miller	1	0	1	0	0/0	0/0	0
C. Rogers	1	0	0	1	0/0	0/0	0
J. Morgan	1	0	1	0	0/0	0/0	0
Ald. Smith	0	0	0	0	0/0	0/0	2
49ers	35	14	18	3	34/34	44/52	1
Opponents	23	3	20	0	21/21	22/27	1

Opponents		49ers	
Field Goals	1-19	20-29	30-39
D. Akers	2/2	16/16	13/14
49ers	2/2	16/16	13/14
Opponents	2/2	8/9	6/8
Opponent Fumble Recoveries:	N. Bowman 3, D. Whitner 3, P. Willis 2, D. Goldson 1, R. McDonald 1, Ald. Smith 1, J. Smith 1, I. Sopoaga 1, W. Tukuafu 1, D. Walker 1	Total: 15	

Sacks: 49ers: Ald. Smith 14.0, J. Smith 7.5, A. Brooks 7.0, R. McDonald 5.5, N. Bowman 2.0, L. Grant 2.0, P. Haralson 2.0, P. Willis 2.0 **Total 42.0**, Opponents: 44.0

2-Pt. Conversions: 49ers 1/1, Opponents 1/2

Fumbles Lost: F. Gore 2, A. Smith 2, V. Davis 1 **Total: 5**

Opponent Fumble Recoveries: N. Bowman 3, D. Whitner 3, P. Willis 2, D. Goldson 1, R. McDonald 1, Ald. Smith 1, J. Smith 1, I. Sopoaga 1, W. Tukuafu 1, D. Walker 1 **Total: 15**

Passing	Att	Cmp	Yds	Cmp%	Yds/Att	TD	TD%	Int	Int%	Long	Sack/Lost	Rating
A. Smith	445	273	3,144	61.3%	7.1	17	3.8%	5	1.1%	56t	44/263	90.7
C. Kaepernick	5	3	35	60.0%	7.0	0	0.0%	0	0.0%	19	0/0	81.3
D. Akers	1	1	14	100.0%	14.0	1	100.0%	0	0.0%	14t	0/0	158.3
49ers	451	277	3,193	61.4%	7.1	18	4.0%	5	1.1%	56t	44/263	91.5
Opponents	579	333	3,978	57.5%	6.9	20	3.5%	23	4.0%	77	42/283	73.6

2011 DEFENSIVE & SPECIAL TEAM STATISTICS

DEFENSIVE STATISTICS

PLAYER	TACKLES			For Loss	Quarterback							
	Total	Solo	Asst		Sacks	Hits	Pres	INT	PD	FF	FR	
N. Bowman	173	81	92	4	2.0	5	8	0	7	0	2	
P. Willis	121	60	61	4	2.0	6	8	1	12	4	2	
J. Smith	105	68	37	11	7.5	59	72	0	2	3	1	
R. McDonald	93	51	42	14.5	5.5	45	64	0	2	2	1	
D. Whitner	91	63	28	2	0.0	2	4	2	10	1	3	
D. Goldson	80	58	22	1	0.0	0	0	6	9	1	1	
I. Sopoaga	68	39	29	5	0.0	7	16	0	0	0	1	
A. Brooks	59	41	18	12	7.0	35	46	0	3	1	0	
C. Rogers	57	50	7	1	0.0	2	3	6	18	0	0	
T. Brown	46	34	12	1	0.0	0	0	4	15	0	0	
A. Smith	44	34	10	14	14.0	36	45	0	4	2	1	
P. Haralson	39	23	16	4	2.0	17	24	0	0	3	0	
C. Culliver	36	31	5	0	0.0	0	0	1	7	0	0	
R. Jean Francois	32	14	18	0.5	0.0	5	10	0	2	0	0	
L. Grant	30	20	10	4	2.0	2	3	0	5	1	0	
R. Smith	16	14	2	0	0.0	0	0	1	3	0	0	
M. Williams	15	6	9	0	0.0	0	0	0	0	0	0	
S. Spencer	7	6	1	0	0.0	0	0	0	1	0	0	
T. Brock	5	5	0	0	0.0	0	0	2	4	0	0	
C. Spillman	4	3	1	1	0.0	0	0	0	0	0	0	
D. Dobbs	3	1	2	1	0.0	0	2	0	0	0	0	
W. Tukuafu	2	0	2	0	0.0	0	0	0	0	0	1	
I. Williams	1	0	1	0	0.0	0	0	0	0	0	0	
T. Gooden	1	0	1	0	0.0	0	0	0	0	0	0	
TOTALS	1,128	702	426	80	42.0	221	305	23	104	18	13	

SACKS (42.0)

Ald. Smith (14.0) - 1.5 at Phi., 2.0 vs. TB, 2.0 at Det., 1.0 vs. Cle., 1.0 vs. Arz., 2.0 vs. StL, 1.0 at Arz., 2.5 vs. Pit., 1.0 at Sea.	McDonald (5.5) - 1.0 vs. Sea., 1.0 vs. Dal., 0.5 at Phi., 0.5 at Det., 1.0 vs. StL, 0.5 vs. Pit., 1.0 at Sea.
J. Smith (7.5) - 2.0 vs. Sea., 1.0 vs. TB, 1.5 at Det., 1.0 at Was., 1.0 at Arz., 1.0 at StL	Bowman (2.0) - 1.0 at Sea., 1.0 at StL
Brooks (7.0) - 1.0 at Cin., 1.0 at Det., 2.0 vs. Cle., 1.0 at Was., 1.0 vs. Arz., 1.0 at StL	Grant (2.0) - 1.0 vs. StL, 1.0 at Sea.
	Haralson (2.0) - 2.0 vs. Sea.
	Willis (2.0) - 1.0 vs. Cle., 1.0 vs. NYG

INTERCEPTIONS (23)

Rogers (6) - 1-0 vs. Cin., 1-27 at Phi., 1-31t vs. TB, 2-17 vs. NYG, 1-31 vs. Pit.	Brock (2) - 1-0 vs. Sea., 1-18 vs. Dal.
Goldson (6) - 1-0 vs. Cle., 1-0 at Was., 1-2 vs. Arz., 1-13 vs. StL, 1-17 at Arz., 1-21 vs. Pit.	Whitner (2) - 1-0 vs. Dal., 1-48 vs. Arz.
Brown (4) - 1-(-1) at Arz., 1-0 vs. Pit., 2-16 at StL	Culliver (1) - 1-23 vs. TB
	R. Smith (1) - 1-11 vs. Cin.
	P. Willis (1) - 1-10 vs. Arz.

TOUCHDOWNS (1)

Rogers (1) - 31-yd. interception return vs. TB

SAFETIES (1)

Ald. Smith (1) - Sack of Lions QB Matthew Stafford in the endzone at Det.
--

SINGLE-GAME BESTS

Tackles: 18 by Patrick Willis vs. TB
Tackles for Loss: 4 by Ray McDonald vs. Sea.
Sacks: 2.5 by Aldon Smith vs. Pit.
Passes Defensed: 4 by Larry Grant vs. Pit.
Interceptions: 2 - two times, last by Tarell Brown at StL
Forced Fumbles: 2 by Parys Haralson vs. Sea.
Fumble Recoveries: 1 - 15 times, Last by Justin Smith vs. Pit.
Special Teams Tackles: 3 - two times, last by NaVorro Bowman vs. Cle.

SPECIAL TEAMS

PLAYER	Tot	Solo	Ast	KDs	FF	FR	BP	PTS
B. Costanzo	17	10	7	27	0	0	6	723
C. Spillman	19	9	10	11	0	0	7	699
T. Gooden	12	7	5	8	1	0	3	640
D. Akers	1	0	1	0	0	0	4	585
A. Dixon	7	4	3	6	0	0	3	570
B. Miller	7	1	6	4	0	0	3	487
L. Grant	10	5	5	3	0	0	1	475
C. Jones	8	5	3	5	0	0	7	452
A. Lee	0	0	0	0	0	0	0	450
C. Culliver	4	1	3	4	0	0	3	414
T. Ginn Jr.	0	0	0	0	0	0	22	352
B. Jennings	1	0	1	0	0	0	0	350
R. Smith	6	4	2	3	0	0	1	344
T. Brock	2	2	0	4	0	0	1	312
M. Williams	3	1	2	1	0	0	0	295
N. Bowman	9	5	4	0	0	1	3	236
J. Peelle	0	0	0	2	0	0	0	216
D. Walker	8	5	3	0	0	1	5	213
C. Rachal	0	0	0	1	0	0	0	212
P. Haralson	0	0	0	0	0	0	0	208
A. Snyder	0	0	0	0	0	0	0	197
D. Goldson	3	2	1	0	0	0	1	188
A. Boone	0	0	0	0	0	0	0	182
M. Iupati	0	0	0	0	0	0	0	182
J. Goodwin	0	0	0	0	0	0	0	179
D. Dobbs	0	0	0	7	0	0	0	179
A. Davis	0	0	0	0	0	0	0	176
J. Staley	0	0	0	0	0	0	0	167
T. Brown	0	0	0	0	0	0	0	166
K. Hunter	0	0	0	3	0	0	1	140
R. Jean Francois	0	0	0	0	0	0	0	136
A. Brooks	0	0	0	0	0	0	0	118
R. McDonald	0	0	0	0	0	0	0	118
I. Sopoaga	0	0	0	0	0	0	0	115
A. Smith	1	1	0	0	0	0	0	112
P. Willis	0	0	0	0	0	0	0	100
J. Smith	0	0	0	0	0	0	0	96
S. Spencer	0	0	0	2	0	0	0	81
K. Williams	0	0	0	0	0	0	2	36
B. Swain	0	0	0	0	0	0	0	35
W. Tukuafu	0	0	0	1	0	0	0	28
M. Norris	0	0	0	0	0	0	0	20
M. Crabtree	0	0	0	0	0	0	2	15
V. Davis	0	0	0	0	0	0	1	5
D. Whitner	0	0	0	0	0	0	0	2
I. Williams	0	0	0	0	0	0	0	2
Totals	118	62	56	92	1	2	76	11,008

Special Teams Key: Tot (total tackles), Solo (solo tackle), Ast (assisted tackle), KDs (knock down), FF (forced fumble), FR (fumble recovery), BP (big play), PTS (production points as graded by coaching staff)

TOUCHDOWNS (2)

Ginn Jr. (2) - 102-yd. KOR vs. Sea.; 55-yd. PR vs. Sea.
--

2011 SAN FRANCISCO 49ERS POSTSEASON STATISTICS

Date	W/L	Score	Opponent	Attendance	Rushing	No	Yds	Avg	Long	TD
1/14	W	36-32	New Orleans	69,732	F. Gore	29	163	5.6	42	0
1/22	L	17-20 (OT)	New York Giants	69,732	A. Smith	7	70	10.0	28t	1

Team Statistics

	49ers	Opponents
Total First Downs	32	46
Rushing	12	5
Passing	16	40
Penalty	4	1
3rd Down: Made/Att	5/28	12/35
3rd Down Pct.	17.9%	34.3%
4th Down: Made/Att	0/0	0/1
4th Down Pct.	0.0%	0.0%
Possession Avg.	26:43	33:17
Total Net Yards	735	824
Avg. Per Game	367.5	412.0
Total Plays	125	170
Avg. Per Play	5.9	4.8
Net Yards Rushing	293	122
Avg. Per Game	146.5	61.0
Total Rushes	50	40
Net Yards Passing	442	702
Avg. Per Game	221.0	351.0
Sacked/Yards Lost	7/53	9/76
Gross Yards	495	778
Attempts/Completions	68/36	121/72
Completion Pct.	52.9%	59.5%
Had Intercepted	0	2
Punts/Average	18/47.3	17/46.1
Net Punting Avg.	41.5	40.3
Penalties/Yards	9/83	9/60
Fumbles/Ball Lost	7/3	4/3
Touchdowns	6	6
Rushing	1	0
Passing	5	6
Returns	0	0

Score By Periods

	Q1	Q2	Q3	Q4	OT	Pts
49ers	21	3	10	19	0	53
Opponents	0	24	0	25	3	52

Scoring

	TD	Ru	Pa	Rt	PAT	FG	2Pt	Pts
V. Davis	4	0	4	0	0/0	0/0	0	24
D. Akers	0	0	0	0	5/5	4/4	0	17
A. Smith	1	1	0	0	0/0	0/0	0	6
M. Crabtree	1	0	1	0	0/0	0/0	0	6
49ers	6	1	5	0	5/5	4/4	0	53
Opponents	6	0	6	0	5/5	3/3	1	52

Sacks:

49ers: R. McDonald 2.5, Ald. Smith 2.0, J. Smith 2.0, A. Brooks 1.0, P. Willis 1.0, N. Bowman 0.5 **Total 9.0, Opponents: 7.0**

2-Pt. Conversions: 49ers 0/1, Opponents 1/1

Passing	Att	Cmp	Yds	Cmp%	Yds/Att	TD	TD%	Int	Int%	Long	Sack/Lost	Rating
A. Smith	68	36	495	52.9%	7.3	5	7.4%	0	0.0%	73t	7/53	101.1
49ers	68	36	495	52.9%	7.3	5	7.4%	0	0.0%	73t	7/53	101.1
Opponents	121	72	778	59.5%	6.4	6	5.0%	2	1.7%	66t	9/76	88.1

Rushing	No	Yds	Avg	Long	TD
F. Gore	29	163	5.6	42	0
A. Smith	7	70	10.0	28t	1
K. Hunter	10	54	5.4	18	0
A. Dixon	3	3	1.0	3	0
T. Ginn Jr.	1	3	3.0	3	0
49ers	50	293	5.9	42	1
Opponents	40	122	3.1	9	0

Receiving	No	Yds	Avg	Long	TD
F. Gore	13	83	6.4	24	0
V. Davis	10	292	29.2	73t	4
M. Crabtree	5	28	5.6	9	1
D. Walker	2	36	18.0	29	0
K. Williams	2	12	6.0	6	0
B. Miller	1	16	16.0	16	0
K. Hunter	1	13	13.0	13	0
T. Ginn Jr.	1	11	11.0	11	0
J. Peelle	1	4	4.0	4	0
49ers	36	495	13.8	73t	5
Opponents	72	778	10.8	66t	6

Interceptions	No	Yds	Avg	Long	TD
D. Goldson	1	41	41.0	41	0
T. Brown	1	0	0.0	0	0
49ers	2	41	20.5	41	0
Opponents	0	0	0.0	0	0

Punting	No	Yds	Avg	Net	TB	In	Lg	B
A. Lee	18	851	47.3	41.5	1	7	63	0
49ers	18	851	47.3	41.5	1	7	63	0
Opponents	17	784	46.1	40.3	0	4	60	0

Punt Returns	Ret	FC	Yds	Avg	Long	TD
K. Williams	9	2	76	8.4	24	0
T. Ginn Jr.	2	1	23	11.5	16	0
49ers	11	3	99	9.0	24	0
Opponents	9	3	84	9.3	14	0

Kickoff Returns	No	Yds	Avg	Long	TD
K. Williams	4	105	26.3	40	0
K. Hunter	2	40	20.0	25	0
49ers	6	145	24.2	40	0
Opponents	6	76	12.7	22	0

Field Goals	1-19	20-29	30-39	40-49	50+
D. Akers	0/0	2/2	1/1	1/1	0/0
49ers	0/0	2/2	1/1	1/1	0/0
Opponents	0/0	0/0	2/2	1/1	0/0

Akers: (25G, 41G, 37G) (25G)

Opponents: (48G) (31G, 31G)

Fumbles Lost: K. Williams 2, A. Smith 1 **Total: 3**

Opponent Fumble Recoveries: B. Costanzo 1, C. Jones 1, P. Willis 1 **Total: 3**

2011 DEFENSIVE & SPECIAL TEAM POSTSEASON STATISTICS

DEFENSIVE STATISTICS

PLAYER	TACKLES			For Loss	Quarterback						
	Total	Solo	Asst		Sacks	Hits	Pres	INT	PD	FF	FR
N. Bowman	27	13	14	1.5	0.5	1	2	0	0	0	0
P. Willis	21	14	7	1	1.0	1	3	0	1	0	1
D. Goldson	20	13	7	1	0.0	0	0	1	3	0	0
D. Whitner	18	8	10	0	0.0	0	0	0	0	1	0
J. Smith	16	10	6	3	2.0	11	16	0	0	0	0
C. Rogers	15	13	2	0	0.0	0	2	0	4	0	0
R. McDonald	11	7	4	2.5	2.5	8	14	0	0	1	0
I. Sopoaga	10	5	5	1	0.0	1	2	0	0	0	0
C. Culliver	10	8	2	0	0.0	0	0	0	1	0	0
A. Brooks	9	4	5	2	1.0	4	5	0	1	0	0
T. Brown	9	8	1	0	0.0	0	0	1	3	0	0
Ald. Smith	6	5	1	2	2.0	7	10	0	0	0	0
P. Haralson	5	3	2	1	0.0	1	2	0	1	0	0
T. Brock	3	2	1	0	0.0	0	0	0	0	0	0
R. Jean Francois	2	1	1	0	0.0	1	2	0	1	0	0
C. Spillman	2	2	0	0	0.0	0	0	0	0	0	0
R. Smith	0	0	0	0	0.0	0	0	0	1	0	0
TOTALS	184	116	68	15	9.0	35	58	2	16	2	1

SACKS (9.0)

R. McDonald (2.5) - 2.5 vs. NYG	Brooks (1.0) - 1.0 vs. NO
Ald. Smith (2.0) - 1.0 vs. NO, 1.0 vs. NYG	Willis (1.0) - 1.0 vs. NYG
J. Smith (2.0) - 1.0 vs. NO, 1.0 vs. NYG	Bowman (0.5) - 0.5 vs. NYG

INTERCEPTIONS (2)

Brown (1) - 1-0 vs. NO	Goldson (1) - 1-41 vs. NO
-------------------------------	----------------------------------

SINGLE-GAME BESTS

Tackles: 14 by NaVorro Bowman vs. NO
Tackles for Loss: 2.5 by Ray McDonald vs. NYG
Sacks: 2.5 by Ray McDonald vs. NYG
Passes Defensed: 3 by Carlos Rogers vs. NO
Interceptions: 1 - two times, last by Tarell Brown vs. NO
Foreced Fumbles: 1 - four times, last by Ray McDonald vs. NYG
Fumble Recoveries: 1 - three times, last by Colin Jones vs. NO
Special Teams Tackles: 3 by Blake Costanzo vs. NYG

SPECIAL TEAMS

PLAYER	Tot	Solo	Ast	KDs	FF	FR	BP	PTS
B. Costanzo	4	2	2	3	1	1	5	161
C. Spillman	2	2	0	3	0	0	2	141
C. Jones	3	2	1	1	0	1	4	125
T. Gooden	1	1	0	1	0	0	0	120
T. Brock	1	0	1	0	0	0	1	108
D. Dobbs	0	0	0	3	0	0	0	104
A. Dixon	1	1	0	1	0	0	0	100
B. Miller	3	1	2	2	0	0	1	90
D. Akers	0	0	0	0	0	0	0	74
R. Smith	2	0	2	0	0	0	1	72
L. Grant	1	0	1	2	0	0	0	64
A. Lee	0	0	0	0	0	0	0	63
M. Williams	1	0	1	0	1	0	3	59
B. Jennings	0	0	0	0	0	0	0	53
K. Williams	0	0	0	0	0	0	2	46
J. Peelle	0	0	0	1	0	0	0	41
C. Culliver	1	1	0	0	0	0	0	40
N. Bowman	1	1	0	0	0	0	0	39
C. Rachal	0	0	0	0	0	0	0	38
D. Goldson	0	0	0	0	0	0	0	38
K. Hunter	0	0	0	0	0	0	0	20
A. Boone	0	0	0	0	0	0	0	18
A. Davis	0	0	0	0	0	0	0	18
J. Goodwin	0	0	0	0	0	0	0	18
M. Iupati	0	0	0	0	0	0	0	18
A. Snyder	0	0	0	0	0	0	0	18
J. Staley	0	0	0	0	0	0	0	18
A. Brooks	0	0	0	0	0	0	0	18
P. Haralson	0	0	0	0	0	0	0	18
R. Jean Francois	0	0	0	0	0	0	0	18
I. Sopoaga	0	0	0	0	0	0	0	18
T. Brown	0	0	0	0	0	0	0	17
R. McDonald	0	0	0	0	0	0	0	14
T. Ginn Jr.	0	0	0	0	0	0	1	13
P. Willis	0	0	0	0	0	0	0	12
Ald. Smith	0	0	0	0	0	0	0	10
J. Smith	0	0	0	0	0	0	0	4
Totals	21	11	10	17	2	2	20	1,846

Special Teams Key: Tot (total tackles), Solo (solo tackle), Ast (assisted tackle), KDs (knock down), FF (forced fumble), FR (fumble recovery), BP (big play), PTS (production points as graded by coaching staff)

2011 SAN FRANCISCO 49ERS PARTICIPATION CHART

	SEA 9-11	DAL 9-18	CIN 9-25	PHI 10-2	TB 10-9	DET 10-16	CLE 10-30	WAS 11-6	NYG 11-13	ARZ 11-20	BAL 11-24	STL 12-4	ARZ 12-11	PIT 12-19	SEA 12-24	STL 1-1	GP	GS	DNP	IA
Akers, David	P	P	P	P	P	P	P	P	P	P	P	P	P	P	P	P	16	0	0	0
Beeler, Chase	PS	PS	PS	PS	PS	NR	PS	PS	PS	PS	PS	PS	PS	PS	PS	PS	0	0	0	0
Boone, Alex	P	P	P	P	P	P	P	P	P	P	P	P	P	P	P	P	16	0	0	0
Bowman, NaVorro	ILB	ILB	ILB	ILB	ILB	ILB	ILB	ILB	ILB	ILB	ILB	ILB	ILB	ILB	ILB	ILB	16	16	0	0
Brock, Tramine	P	P	P	P	IA	IA	IA	P	P	P	P	P	P	IA	IA	P	11	0	0	5
Brooks, Ahmad	OLB	OLB	OLB	OLB	OLB	OLB	OLB	OLB	OLB	OLB	OLB	OLB	OLB	OLB	OLB	OLB	16	16	0	0
Brown, Tarell	RCB	RCB	RCB	RCB	RCB	RCB	RCB	RCB	RCB	RCB	RCB	RCB	RCB	RCB	RCB	RCB	16	16	0	0
Costanzo, Blake	P	P	P	P	P	P	P	P	P	P	P	P	P	P	P	P	16	0	0	0
Crabtree, Michael	P	IA	WR	WR	WR	WR	WR	WR	WR	WR	WR	WR	WR	WR	WR	WR	15	14	0	1
Culliver, Chris	P	P	P	P	P	P	P	P	P	P	P	P	P	P	P	P	16	0	0	0
Davis, Anthony	RT	RT	RT	RT	RT	RT	RT	RT	RT	RT	RT	RT	RT	RT	RT	RT	16	16	0	0
Davis, Vernon	TE	TE	TE	TE	TE	TE	TE	TE	TE	TE	TE	TE	TE	TE	TE	TE	16	16	0	0
Dixon, Anthony	P	P	P	P	P	P	P	P	P	P	P	P	P	P	P	P	16	0	0	0
Dobbs, Demarcus	IA	IA	IA	IA	P	P	P	P	P	P	P	P	P	P	P	P	12	0	0	4
Edwards, Braylon	WR	WR	IA	IA	IA	IA	P	P	WR	WR	P	IA	WR	IA	P	NR	9	5	0	6
Ginn Jr., Ted	P	P	P	P	P	WR	WR	P	P	P	P	WR	P	P	IA	IA	14	3	0	2
Goldson, Dashon	IA	IA	FS	FS	FS	FS	FS	FS	FS	FS	FS	FS	FS	FS	FS	FS	14	14	0	2
Gooden, Tavares	P	P	P	P	P	P	P	P	P	P	P	P	P	P	P	P	16	0	0	0
Goodwin, Jonathan	C	C	C	C	C	C	C	C	C	C	C	C	C	C	C	C	16	16	0	0
Gore, Frank	RB	RB	RB	P	RB	RB	RB	RB	RB	RB	RB	RB	RB	RB	RB	RB	16	15	0	0
Grant, Larry	P	P	P	P	P	P	P	P	P	P	P	P	ILB	ILB	ILB	P	16	3	0	0
Hall, Derek	PS	PS	PS	PS	PS	PS	PS	PS	PS	PS	PS	PS	PS	PS	PS	PS	0	0	0	0
Haralson, Parys	OLB	OLB	OLB	OLB	OLB	OLB	OLB	OLB	OLB	OLB	OLB	OLB	OLB	OLB	OLB	OLB	16	16	0	0
Hastings, Joe	PS	PS	PS	PS	PS	PS	PS	PS	PS	PS	PS	PS	PS	PS	PS	PS	1	0	0	0
Hunter, Kendall	P	P	P	RB	P	P	P	P	P	P	P	P	P	P	P	P	16	1	0	0
Iupati, Mike	LG	LG	LG	LG	LG	LG	LG	LG	LG	LG	LG	LG	LG	LG	LG	LG	16	16	0	0
Jean Francois, Ricky	P	P	P	P	NT	P	P	LDT	P	P	P	P	P	P	P	P	16	2	0	0
Jennings, Brian	P	P	P	P	P	P	P	P	P	P	P	P	P	P	P	P	16	0	0	0
Johnson, Ian	NR	PS	PS	PS	PS	PS	PS	PS	PS	PS	PS	PS	PS	NR	NR	NR	0	0	0	0
Jones, Colin	P	PS	PS	PS	P	P	P	P	P	P	P	P	P	P	P	P	13	0	0	0
Kaepernick, Colin	DNP	DNP	DNP	P	P	DNP	DNP	DNP	DNP	DNP	DNP	P	DNP	DNP	DNP	DNP	3	0	13	0
Kilgore, Daniel	IA	IA	IA	IA	IA	IA	IA	IA	IA	IA	IA	IA	IS	P	IA	DNP	1	0	1	13
Lee, Andy	P	P	P	P	P	P	P	P	P	P	P	P	P	P	P	P	16	0	0	0
LeGree, Mark	NR	NR	NR	NR	NR	NR	NR	NR	NR	PS	PS	NR	NR	NR	NR	NR	0	0	0	0
Matthews, John	NR	NR	NR	NR	PS	PS	PS	PS	PS	NR	NR	PS	PS	PS	PS	PS	0	0	0	0
McDonald, Ray	LDT	LDT	LDT	LDT	LDT	LDT	LDT	IA	LDT	LDT	LDT	LDT	LDT	LDT	LDT	LDT	15	15	0	1
Miller, Bruce	P	P	FB	FB	P	FB	FB	P	P	FB	IA	FB	FB	FB	P	P	15	8	0	1
Morgan, Joshua	WR	WR	WR	WR	WR	IR	IR	IR	IR	IR	IR	IR	IR	IR	IR	IR	5	5	0	0
Nelms, Cory	PS	PS	PS	PS	PS	PS	PS	PS	PS	PS	PS	PS	PS	PS	PS	PS	0	0	0	0
Norris, Moran	P	FB	IA	IA	IA	IA	IA	IA	IA	IA	FB	IA	IA	IA	P	P	5	2	0	11
Omon, Xavier	PS	NR	NR	NR	NR	NR	NR	NR	NR	NR	NR	NR	NR	NR	NR	NR	0	0	0	0
Peelle, Justin	NR	DNP	P	P	P	P	P	TE	P	P	P	P	P	P	P	TE	14	2	1	0
Person, Mike	IA	IA	IA	IA	IA	IA	IA	IA	IA	IA	IA	IA	IA	IA	IA	IA	0	0	0	16
Rachal, Chilo	RG	RG	RG	P	P	P	P	P	P	P	P	P	P	P	P	P	16	3	0	0
Reuland, Konrad	PS	PS	PS	PS	PS	PS	PS	PS	PS	PS	PS	PS	PS	PS	PS	PS	0	0	0	0
Rogers, Carlos	LCB	LCB	LCB	LCB	LCB	LCB	LCB	LCB	LCB	LCB	LCB	LCB	LCB	LCB	LCB	LCB	16	16	0	0
Simmons, Monte	PS	PS	PS	PS	PS	PS	PS	PS	PS	PS	PS	PS	PS	PS	PS	PS	0	0	0	0
Smith, Aldon	P	P	P	P	P	P	P	P	P	P	P	P	P	P	P	P	16	0	0	0
Smith, Alex	QB	QB	QB	QB	QB	QB	QB	QB	QB	QB	QB	QB	QB	QB	QB	QB	16	16	0	0
Smith, Justin	RDT	RDT	RDT	RDT	RDT	RDT	RDT	RDT	RDT	RDT	RDT	RDT	RDT	RDT	RDT	RDT	16	16	0	0
Smith, Reggie	P	P	P	P	P	P	P	P	P	P	P	P	P	P	P	P	16	0	0	0
Snyder, Adam	P	P	P	RG	RG	RG	RG	RG	RG	RG	RG	RG	RG	RG	RG	RG	16	13	0	0
Sopoaga, Isaac	NT	NT	NT	NT	IA	NT	NT	NT	NT	NT	NT	NT	NT	NT	NT	NT	15	15	0	1
Spencer, Shawntae	P	P	P	P	DNP	P	DNP	IA	IA	P	IA	IA	P	P	P	IA	9	0	2	5
Spillman, C.J.	P	P	P	P	P	P	P	P	P	P	P	P	P	P	P	P	16	0	0	0
Staley, Joe	LT	LT	LT	LT	LT	LT	LT	LT	LT	LT	LT	LT	LT	LT	LT	LT	16	16	0	0
Swain, Brett	NR	NR	NR	NR	NR	P	IA	IA	IA	IA	IA	P	IA	P	P	WR	5	1	0	6
Taylor, Kerry	NR	NR	NR	NR	NR	PS	NR	NR	NR	NR	NR	NR	NR	NR	NR	NR	0	0	0	0
Tolzien, Scott	IA	IA	IA	IA	IA	IA	IA	IA	IA	IA	IA	IA	IA	IA	IA	IA	0	0	0	16
Tukuafu, Will	P	P	P	P	IR	IR	IR	IR	IR	IR	IR	IR	IR	IR	IR	IR	4	0	0	0
Walker, Delanie	TE	P	P	P	TE	P	P	TE	TE	P	TE	P	P	TE	TE	IA	15	7	0	1
Whitner, Donte	SS	SS	SS	DNP	SS	SS	SS	SS	SS	SS	SS	SS	SS	SS	SS	SS	15	15	1	0
Wilhoite, Michael	NR	NR	NR	NR	NR	NR	NR	NR	NR	NR	NR	NR	NR	PS	PS	PS	0	0	0	0
Williams, Ian	IA	IA	IA	IA	P	IA	IA	DNP	IA	IA	IA	IA	IA	IA	IA	IA	1	0	1	14
Williams, Kyle	IA	P	DNP	P	P	P	P	P	P	P	P	P	P	P	WR	IA	13	1	1	2
Williams, Madiou	FS	FS	P	SS	P	P	P	P	P	IA	P	P	P	P	P	P	15	3	0	1
Willis, Patrick	ILB	ILB	ILB	ILB	ILB	ILB	ILB	ILB	ILB	ILB	ILB	ILB	IA	IA	IA	ILB	13	13	0	3

Position = Starter, P = Played, DNP = Did Not Play, IA = Inactive, IR = Injured Reserve, EQ = Emergency Quarterback, PUP = Physically Unable to Perform, NR = Not on Roster, PS = Practice Squad, NFI = Non-Football Injury, SUS = Suspended, EXP = Roster Exemption, PSI = Practice Squad/Injured, BYE = Week 7

2011 POSTSEASON ROSTER & PARTICIPATION

ROSTER BY EXPERIENCE, POSTSEASON

PLAYER	EXP	GP/GS	W/ SF
David Akers	13	21/0	2/0
Brian Jennings	12	5/0	5/0
Justin Smith	11	3/3	2/2
Moran Norris	11	1/0	1/0
Justin Peelle	10	5/3	2/1
Jonathan Goodwin	10	11/11	2/2
Andy Lee	8	2/0	2/0
Isaac Sopoaga	8	2/2	2/0
Shawntae Spencer	8	0/0	0/0
Madieu Williams	8	5/3	2/0
Adam Snyder	7	2/2	2/2
Frank Gore	7	2/2	2/2
Carlos Rogers	7	2/2	2/2
Alex Smith	7	2/2	2/2
Vernon Davis	6	2/2	2/2
Parys Haralson	6	2/2	2/2
Donte Whitner	6	2/2	2/2
Delanie Walker	6	1/1	1/1
Ahmad Brooks	6	2/2	2/2
Patrick Willis	5	2/2	2/2
Ted Ginn Jr.	5	2/1	1/0
Ray McDonald	5	2/2	2/2
Tarell Brown	5	2/2	2/2
Dashon Goldson	5	2/2	2/2
Joe Staley	5	2/2	2/2
Joshua Morgan*	4	0/0	0/0
Blake Costanzo	4	2/0	2/0
Chilo Rachal	4	2/0	2/0
Reggie Smith	4	2/0	2/0
Tavares Gooden	4	5/0	2/0
Larry Grant	3	2/0	2/0
Michael Crabtree	3	2/2	2/2
C.J. Spillman	3	2/0	2/0
Ricky Jean Francois	3	2/0	2/0
Brett Swain	3	6/0	2/0
Anthony Davis	2	2/2	2/2
Mike Iupati	2	2/2	2/2
NaVorro Bowman	2	2/2	2/2
Anthony Dixon	2	2/0	2/0
Nate Byham*	2	0/0	0/0
Kyle Williams	2	2/1	2/1
Alex Boone	2	2/0	2/0
Tramaine Brock	2	2/0	2/0
Will Tukuafu*	1	0/0	0/0
Chris Culliver	R	2/0	2/0
Kendall Hunter	R	2/0	2/0
Bruce Miller	R	2/1	2/1
Aldon Smith	R	2/0	2/0
Colin Jones	R	2/0	2/0
Demarcus Dobbs	R	2/0	2/0
Colin Kaepernick	R	0/0	0/0
Ian Williams	R	0/0	0/0
Daniel Kilgore	R	0/0	0/0
Joe Hastings	R	0/0	0/0
Mike Person	R	0/0	0/0
Scott Tolzien	R	0/0	0/0
Dontavia Bogan*	R	0/0	0/0
Curtis Holcomb*	R	0/0	0/0

* – Denotes player on the Injured Reserve List

POSTSEASON PARTICIPATION

	NO		GP	GS	DNP	IA
	1-14	1-22				
Akers, David	P	P	2	0	0	0
Beeler, Chase	PS	PS	0	0	0	0
Boone, Alex	P	P	2	0	0	0
Bowman, NaVorro	ILB	ILB	2	2	0	0
Brock, Tramaine	P	P	2	0	0	0
Brooks, Ahmad	OLB	OLB	2	2	0	0
Brown, Tarell	RCB	RCB	2	2	0	0
Costanzo, Blake	P	P	2	0	0	0
Crabtree, Michael	WR	WR	2	2	0	0
Culliver, Chris	P	P	2	0	0	0
Davis, Anthony	RT	RT	2	2	0	0
Davis, Vernon	TE	TE	2	2	0	0
Dixon, Anthony	P	P	2	0	0	0
Dobbs, Demarcus	P	P	2	0	0	0
Edwards, Braylon	NR	NR	0	0	0	0
Ginn Jr., Ted	P	IA	1	0	0	1
Goldson, Dashon	FS	FS	2	2	0	0
Gooden, Tavares	P	P	2	0	0	0
Goodwin, Jonathan	C	C	2	2	0	0
Gore, Frank	RB	RB	2	2	0	0
Grant, Larry	P	P	2	0	0	0
Hall, Derek	PS	PS	0	0	0	0
Haralson, Parys	OLB	OLB	2	2	0	0
Hastings, Joe	IA	DNP	0	0	1	1
Hunter, Kendall	P	P	2	0	0	0
Iupati, Mike	LG	LG	2	2	0	0
Jean Francois, Ricky	P	P	2	0	0	0
Jennings, Brian	P	P	2	0	0	0
Johnson, Ian	NR	IA	0	0	0	1
Jones, Colin	P	P	2	0	0	0
Kaepernick, Colin	DNP	DNP	0	0	2	0
Kilgore, Daniel	IA	IA	0	0	0	2
Lee, Andy	P	P	2	0	0	0
LeGree, Mark	NR	NR	0	0	0	0
Matthews, John	PS	PS	0	0	0	0
McDonald, Ray	LDT	LDT	2	2	0	0
Miller, Bruce	FB	P	2	1	0	0
Morgan, Joshua	IR	IR	0	0	0	0
Nelms, Cory	PS	PS	0	0	0	0
Norris, Moran	DNP	P	1	0	1	0
Omon, Xavier	NR	NR	0	0	0	0
Peelle, Justin	TE	P	2	1	0	0
Person, Mike	IA	IA	0	0	0	2
Rachal, Chilo	P	P	2	0	0	0
Reuland, Konrad	PS	PS	0	0	0	0
Rogers, Carlos	LCB	LCB	2	2	0	0
Simmons, Monte	PS	PS	0	0	0	0
Smith, Aldon	P	P	2	0	0	0
Smith, Alex	QB	QB	2	2	0	0
Smith, Justin	RDT	RDT	2	2	0	0
Smith, Reggie	P	P	2	0	0	0
Snyder, Adam	RG	RG	2	2	0	0
Sopoaga, Isaac	NT	NT	2	2	0	0
Spencer, Shawntae	IA	IA	0	0	0	2
Spillman, C.J.	P	P	2	0	0	0
Staley, Joe	LT	LT	2	2	0	0
Swain, Brett	P	P	2	0	0	0
Taylor, Kerry	NR	NR	0	0	0	0
Tolzien, Scott	IA	IA	0	0	0	2
Tukuafu, Will	IR	IR	0	0	0	0
Walker, Delanie	IA	TE	1	1	0	1
Whitner, Donte	SS	SS	2	2	0	0
Wilhoite, Michael	PS	PS	0	0	0	0
Williams, Ian	IA	IA	0	0	0	2
Williams, Kyle	P	WR	2	1	0	0
Williams, Madieu	P	P	2	0	0	0
Willis, Patrick	ILB	ILB	2	2	0	0

2011 SAN FRANCISCO 49ERS GAME-BY-GAME STARTERS

OFFENSE

Opp	WR	LT	LG	C	RG	RT	TE	WR	FB	RB	QB	Other
Sea	Edwards	Staley	Iupati	Goodwin	Rachal	A. Davis	V. Davis	Morgan		Gore	A. Smith	Walker (TE)
Dal	Edwards	Staley	Iupati	Goodwin	Rachal	A. Davis	V. Davis	Morgan	Norris	Gore	A. Smith	
at Cin	Crabtree	Staley	Iupati	Goodwin	Rachal	A. Davis	V. Davis	Morgan	Miller	Gore	A. Smith	
at Phi	Crabtree	Staley	Iupati	Goodwin	Snyder	A. Davis	V. Davis	Morgan	Miller	Hunter	A. Smith	
TB	Crabtree	Staley	Iupati	Goodwin	Snyder	A. Davis	V. Davis	Morgan		Gore	A. Smith	Walker (TE)
at Det	Crabtree	Staley	Iupati	Goodwin	Snyder	A. Davis	V. Davis	Ginn Jr.	Miller	Gore	A. Smith	
Cle	Crabtree	Staley	Iupati	Goodwin	Snyder	A. Davis	V. Davis	Ginn Jr.	Miller	Gore	A. Smith	
at Was	Crabtree	Staley	Iupati	Goodwin	Snyder	A. Davis	V. Davis	Peelle (TE)		Gore	A. Smith	Walker (TE)
NYG	Crabtree	Staley	Iupati	Goodwin	Snyder	A. Davis	V. Davis	Edwards		Gore	A. Smith	Walker (TE)
Arz	Crabtree	Staley	Iupati	Goodwin	Snyder	A. Davis	V. Davis	Edwards	Miller	Gore	A. Smith	
at Bal	Crabtree	Staley	Iupati	Goodwin	Snyder	A. Davis	V. Davis		Norris	Gore	A. Smith	Walker (TE)
StL	Crabtree	Staley	Iupati	Goodwin	Snyder	A. Davis	V. Davis	Ginn Jr.	Miller	Gore	A. Smith	
at Arz	Crabtree	Staley	Iupati	Goodwin	Snyder	A. Davis	V. Davis	Edwards	Miller	Gore	A. Smith	
Pit	Crabtree	Staley	Iupati	Goodwin	Snyder	A. Davis	V. Davis		Miller	Gore	A. Smith	Walker (TE)
at Sea	Crabtree	Staley	Iupati	Goodwin	Snyder	A. Davis	V. Davis	K. Williams		Gore	A. Smith	Walker (TE)
at StL	Crabtree	Staley	Iupati	Goodwin	Snyder	A. Davis	V. Davis	Swain		Gore	A. Smith	Peelle (TE)
Postseason												
NO	Crabtree	Staley	Iupati	Goodwin	Snyder	A. Davis	V. Davis		Miller	Gore	A. Smith	Peelle (TE)
NYG	Crabtree	Staley	Iupati	Goodwin	Snyder	A. Davis	V. Davis	K. Williams	Miller	Gore	A. Smith	

DEFENSE

Opp	LDT	NT	RDT	OLB	ILB	ILB	OLB	LCB	RCB	SS	FS	Other
Sea	McDonald	Sopoaga	J. Smith	Brooks	Bowman	Willis	Haralson	Rogers	T. Brown	Whitner	M. Williams	
Dal	McDonald	Sopoaga	J. Smith	Brooks	Bowman	Willis	Haralson	Rogers	T. Brown	Whitner	M. Williams	
at Cin	McDonald	Sopoaga	J. Smith	Brooks	Bowman	Willis	Haralson	Rogers	T. Brown	Whitner	Goldson	
at Phi	McDonald	Sopoaga	J. Smith	Brooks	Bowman	Willis	Haralson	Rogers	T. Brown	M. Williams	Goldson	
TB	McDonald	Jean Francois	J. Smith	Brooks	Bowman	Willis	Haralson	Rogers	T. Brown	Whitner	Goldson	
at Det	McDonald	Sopoaga	J. Smith	Brooks	Bowman	Willis	Haralson	Rogers	T. Brown	Whitner	Goldson	
Cle	McDonald	Sopoaga	J. Smith	Brooks	Bowman	Willis	Haralson	Rogers	T. Brown	Whitner	Goldson	
at Was	Jean Francois	Sopoaga	J. Smith	Brooks	Bowman	Willis	Haralson	Rogers	T. Brown	Whitner	Goldson	
NYG	McDonald	Sopoaga	J. Smith	Brooks	Bowman	Willis	Haralson	Rogers	T. Brown	Whitner	Goldson	
Arz	McDonald	Sopoaga	J. Smith	Brooks	Bowman	Willis	Haralson	Rogers	T. Brown	Whitner	Goldson	
at Bal	McDonald	Sopoaga	J. Smith	Brooks	Bowman	Willis	Haralson	Rogers	T. Brown	Whitner	Goldson	
StL	McDonald	Sopoaga	J. Smith	Brooks	Bowman	Willis	Haralson	Rogers	T. Brown	Whitner	Goldson	
at Arz	McDonald	Sopoaga	J. Smith	Brooks	Bowman	Grant	Haralson	Rogers	T. Brown	Whitner	Goldson	
Pit	McDonald	Sopoaga	J. Smith	Brooks	Bowman	Grant	Haralson	Rogers	T. Brown	Whitner	Goldson	
at Sea	McDonald	Sopoaga	J. Smith	Brooks	Bowman	Grant	Haralson	Rogers	T. Brown	Whitner	Goldson	
at StL	McDonald	Sopoaga	J. Smith	Brooks	Bowman	Willis	Haralson	Rogers	T. Brown	Whitner	Goldson	
Postseason												
NO	McDonald	Sopoaga	J. Smith	Brooks	Bowman	Willis	Haralson	Rogers	T. Brown	Whitner	Goldson	
NYG	McDonald	Sopoaga	J. Smith	Brooks	Bowman	Willis	Haralson	Rogers	T. Brown	Whitner	Goldson	

INACTIVES

Opp	Inactives
Sea	Tolzien/K. Williams/Goldson/Kilgore/Person/I. Williams/Dobbs
Dal	Tolzien/Crabtree/Goldson/Kilgore/Person/I. Williams/Dobbs
at Cin	Tolzien/Edwards/Norris/Kilgore/Person/I. Williams/Dobbs
at Phi	Tolzien/Edwards/Norris/Kilgore/Person/I. Williams/Dobbs
TB	Tolzien/Edwards/Brock/Norris/Kilgore/Person/Sopoaga
at Det	Tolzien/Edwards/Brock/Norris/Kilgore/Person/I. Williams
Cle	Tolzien/Swain/Brock/Norris/Kilgore/Person/I. Williams
at Was	Tolzien/Swain/Spencer/Norris/Kilgore/Person/McDonald
NYG	Tolzien/Swain/Spencer/Norris/Kilgore/Person/I. Williams
Arz	Tolzien/Swain/M. Williams/Norris/Kilgore/Person/I. Williams
at Bal	Tolzien/Swain/Spencer/Miller/Kilgore/Person/I. Williams
StL	Tolzien/Edwards/Spencer/Norris/Kilgore/Person/I. Williams
at Arz	Tozien/Swain/Norris/Willis/Kilgore/Person/I. Williams
Pit	Tolzien/Edwards/Brock/Morris/Willis/Person/I. Williams
at Sea	Tolzien/Ginn Jr./Brock/Willis/Kilgore/Person/I. Williams
at StL	Tolzien/K. Williams/Ginn/Spencer/Walker/Person/I. Williams
Postseason	
NO	Tolzien/Hastings/Spencer/Walker/Kilgore/Person/I. Williams
NYG	Tolzien/Ginn Jr./Spencer/Kilgore/Person/I. Williams

2011 SAN FRANCISCO 49ERS TRANSACTIONS

- 1-5 Signed K **Fabrizio Scaccia**, G **Nick Howell**, WR **Kevin Jurovich**, WR **Lance Long** and RB **Xavier Omon** to future contracts
- 1-7 Named **Jim Harbaugh** head coach
- 1-14 Named **Vic Fangio** defensive coordinator, **Greg Roman** offensive coordinator and **Tim Drevno** offensive line coach
- 1-19 Named **Ed Donatell** secondary coach, **Jim Leavitt** linebackers coach and **Geep Chryst** quarterbacks coach. Promoted **Mark Uyeyama** to head strength and conditioning coach
- 1-20 Named **John Morton** wide receivers coach
- 1-21 Named **Ejiro Evero** quality control coach
- 1-25 Named **Brad Seely** special teams coordinator and **Kevin Tolbert** assistant strength and conditioning coach
- 1-28 Named **Bobby Engram** offensive assistant
- 2-4 Named **Reggie Davis** tight ends coach and **Peter Hansen** defensive assistant/quality control coach
Promoted **Tom Gamble** to Director of Player Personnel
- 2-17 Named **Greg Jackson** assistant secondary coach
- 2-23 Named **Michael Christianson** director of football technology/offensive quality control coach
- 3-2 Tendered one-year contracts to potential free agents S **Dashon Goldson**, LB **Manny Lawson** and DT **Ray McDonald**. Tendered one-year contract to exclusive rights free agent S **C.J. Spillman**.
- 4-28 Selected LB **Aldon Smith** in the first round (7th overall).
- 4-29 Traded 2nd round (45th overall) and 4th round (108th overall) and 5th round (141st overall) to Denver for the Broncos 2nd round (36th overall) draft choice in the 2011 NFL Draft. Selected QB **Colin Kaepernick** in the 2nd round (36th overall). Traded 3rd round (76th overall) to Jacksonville for 3rd round (80th overall) and 6th round (182nd overall).
- 4-30 Selected RB **Kendall Hunter** in the 4th round (115th overall). Traded 6th round (174th overall) and 7th round (231st overall) to Green Bay for 5th round (163rd overall). Selected G **Daniel Kilgore** in 5th round (163rd overall). Selected WR **Ronald Johnson** in 6th round (182nd overall). Selected S **Colin Jones** in 6th round (190th overall). Selected FB **Bruce Miller** in 7th round (211th overall). Selected G **Michael Person** in 7th round (239th overall). Selected CB **Curtis Holcomb** in 7th round (250th overall).
- 7-27 Signed the following Rookie Free Agents: **Chase Beeler**, **Tyler Beiler**, **Dontavia Bogan**, **Brian Bulcke**, **Demarcus Dobbs**, **Donovan Edwards**, **Derek Hall**, **Joe Hastings**, **Chris Hogan**, **Jeremiah Masoli**, **Cory Nelms**, **Konrad Reuland**, **Kenny Rowe**, **Sealver Siliga**, **Seth Smith**, **Anthony West**, **Kenny Wiggins**, **Ian Williams**.
Signed draft picks FB **Bruce Miller** and G **Daniel Kilgore** to four-year deals.
- 7-28 Signed draft picks LB **Aldon Smith** to a four-year contract that contains a club option for a fifth year. Also signed the following draft picks to four-year contracts: QB **Colin Kaepernick**, CB **Chris Culliver**, RB **Kendall Hunter**, WR **Ronald Johnson**, S **Colin Jones**, G **Mike Person** and CB **Curtis Holcomb**.
Signed rookie free agent LB **Monte Simmons** and **McLeod Bethel-Thompson**.
Released QB **David Carr**. Placed WR **Michael Crabtree**, LB **Bruce Miller** and WR **Dominique Zeigler** on the physically unable to perform list.
- 7-29 Released C **Eric Heitmann** and K **Joe Nedney**. Signed DT **Ray McDonald** to a five-year deal and QB **Alex Smith** and G **Tony Wragge** both to one-year deals.
- 7-30 Signed K **David Akers** to a three-year deal and FB **Jack Corcoran** to a one-year deal. The team tendered a one-year contract to S **C.J. Spillman**.
Released CB **Nate Clements**.
- 7-31 Signed LB **Antwan Applewhite** and LB **Larry Grant**, both to one-year deals.
- 8-2 Signed CB **Phillip Davis** to a three-year deal.
- 8-3 Signed CB **Carlos Rogers**, S **Madiou Williams** and LB **Blake Costanzo** to one-year deals. Signed C **Jonathan Goodwin** to a three-year deal.
- 8-4 Signed WR **Braylon Edwards** to a one-year deal.
- 8-5 FB **Bruce Miller** was activated from the Physically Unable to Perform list.
- 8-6 Signed S **Donte Whitner** to a three-year deal.
- 8-7 Placed WR **Dontavia Bogan** and CB **Curtis Holcomb** on the Injured Reserve list.
- 8-8 Signed TE **Chris Blohm** to a three-year deal.
- 8-9 Signed S **Dashon Goldson** to a one-year deal.
- 8-11 Waived TE **Chris Blohm**.
- 8-14 Signed TE **Nate Lawrie** to a one-year deal.
- 8-15 Waived LB **Thaddeus Gibson**.
- 8-17 Signed QB **Josh McCown** to a one-year deal.
- 8-22 Waived QB **Jeremiah Masoli** and K **Fabrizio Scaccia**.
Signed P **Sam Paulescu** to a one-year deal.
Activated WR **Dominique Zeigler** from the Physically Unable to Perform list.
- 8-23 Waived TE **Colin Cloherty**.
Traded S **Taylor Mays** to Cincinnati for an undisclosed draft pick.
- 8-30 Activated WR **Michael Crabtree** from the Physically Unable to Perform list.
Released WR **Tyler Beiler**, C/G **Donovan Edwards**, G **Nick Howell**, WR **Kevin Jurovich**, LB **Scott McKillop**, P **Sam Paulescu**, RB **Seth Smith**
- 8-31 Signed RB **Frank Gore** to a three-year contract extension.
- 9-3 Placed TE **Nate Byham** on the Injured Reserve list.
Released CB **Phillip Adams**, C **Chase Beeler**, QB **McLeod Bethel-Thompson**, DT **Brian Bulcke**, FB **Jack Corcoran**, CB **Phillip Davis**, T **Derek Hall**, WR **Joe Hastings**, WR **Chris Hogan**, WR **Ronald Johnson**, LB **Alex Joseph**, TE **Nate Lawrie**, WR **Lance Long**, S **Chris Maragos**, QB **Josh McCown**, CB **Cory Nelms**, RB **Xavier Omon**, TE **Konrad Reuland**, LB **Kenny Rowe**, NT **Sealver Siliga**, LB **Monte Simmons**, FS **Curtis Taylor**, DB **Anthony West**, T **Kenny Wiggins**, G **Tony Wragge**, WR **Dominique Zeigler**
- 9-4 Claimed QB **Scott Tolzien** off waivers from San Diego.
Waived LB **Keaton Kristick**.
Signed C **Chase Beeler**, T **Derek Hall**, WR **Joe Hastings**, CB **Cory Nelms**, RB **Xavier Omon**, TE **Konrad Reuland** and LB **Monte Simmons** to the practice squad.
- 9-6 Signed LB **Tavares Gooden** to a one-year deal and waived LB **Antwan Applewhite**.
- 9-12 Released RB **Xavier Omon** from the practice squad and signed RB **Ian Johnson** to the practice squad.
- 9-13 Waived S **Colin Jones** and signed TE **Justin Peelle** to a one-year deal.
- 9-14 Signed S **Colin Jones** to the practice squad.
- 10-4 Placed DT **Will Tukuafu** on the Injured Reserve list and promoted S **Colin Jones** from the practice squad to the 53-man roster.
Signed WR **John Matthews** to the practice squad.
- 10-12 Placed WR **Joshua Morgan** on the Injured Reserve list and signed WR **Brett Swain** to a one-year deal.
Waived C **Chase Beeler** from the practice squad and signed WR **Kerry Taylor** to the practice squad.
- 10-18 Waived WR **Kerry Taylor** from the practice squad and signed C **Chase Beeler** to the practice squad.
- 11-15 Waived WR **John Matthews** from the practice squad and signed S **Mark LeGree** to the practice squad.
- 11-29 Waived S **Mark LeGree** from the practice squad and signed WR **John Matthews** to the practice squad.
- 12-14 Waived RB **Ian Johnson** from the practice squad and signed LB **Michael Wilhoite** to the practice squad.
- 12-27 Waived WR **Braylon Edwards**.
- 12-31 Promoted WR **Joe Hastings** from the practice squad to the active roster.
- 1-3 Signed LB **Bruce Davis** to the practice squad.
- 1-5 Waived LB **Bruce Davis** from the practice squad and signed LB **Rick Elmore** to the practice squad.

2012 SAN FRANCISCO 49ERS TRANSACTIONS

- 1-24 Signed C **Chase Beeler**, T **Derek Hall**, FS **Mark LeGree**, DB **Cory Nelms**, WR **Kyle Nelson**, TE **Konrad Reuland** and LB **Michael Wilhoite** to Reserve/Future contracts.
- 1-30 Signed WR **John Matthews** to a Reserve/Future contract.
- 1-31 Signed G **Garrett Chisolm** and T **Kenny Wiggins** to Reserve/Future contracts.
- 2-17 Named **Tracy Smith** special teams assistant. Two coaches received new titles: **Ejiro Evero** was named offensive assistant and **Michael Christianson** was named offensive assistant & coordinator of football technology.
- 2-23 Signed LS **Ryan Pontbriand** to a one-year contract.
- 2-28 Signed LB **Ahmad Brooks** to a six-year contract extension.
- 3-2 Placed the non-exclusive franchise tag on S **Dashon Goldson**.
- 3-6 Signed S **C.J. Spillman** to a three-year contract extension.
- 3-8 Signed DT **Will Tukuafu** to a two-year contract extension.
- 3-12 Tendered one-year contracts to exclusive rights free agent CB **Tramaine Brock** and restricted free agent LB **Larry Grant**. Signed WR **Randy Moss** to a one-year contract.
- 3-13 Signed CB **Perrish Cox** to a two-year contract and signed LB **Tavares Gooden** to a one-year contract.
- 3-15 Released CB **Shawntae Spencer**.
- 3-16 Re-signed CB **Carlos Rogers** to a four-year contract and signed RB **Rock Cartwright** to a one-year deal.
- 3-21 Re-signed QB **Alex Smith** to a three-year deal.
- 3-22 Signed WR **Mario Manningham** and QB **Josh Johnson** both to two-year deals and re-signed WR **Ted Ginn Jr.** to a one-year deal.
- 3-30 Waived WR **Dontavia Bogan**.
- 4-6 Signed RB **Brandon Jacobs** to a one-year deal.
- 4-17 LB **Larry Grant** signed the one-year contract he had previously been tendered. Signed WR **Brett Swain** to a one-year deal.
- 4-26 Selected WR **A.J. Jenkins** in the 1st round (30th overall).
- 4-27 Selected RB **LaMichael James** in the 2nd round (61st overall) and traded 3rd round pick (92nd overall) to Indianapolis for a 2012 4th round pick (97th overall) and the Colts 2013 5th round selection.
- 4-28 Traded 4th round (97th overall) pick to Miami for a 2012 4th round pick (103rd overall), a 2012 6th round pick (196th overall, from New Orleans) and the Dolphins 2013 6th round pick. Traded 4th round (103rd overall) pick to Carolina for 2013 6th round pick (180th overall) and the Panthers 2013 3rd round pick. Selected G **Joe Looney** in the 4th round (117th overall). Traded 4th round (125th overall) pick to Detroit along with a 2012 6th round pick (196th overall from New Orleans via Miami) for a 2012 4th round pick (117th overall). Selected LB **Darius Fleming** in the 5th round (165th overall) and S **Trenton Robinson** in the 6th round (180th overall). Traded 6th round (196th overall) pick to Detroit along with a 2012 4th round pick (125th overall) for a 2012 4th round pick (117th overall). Selected LB **Cam Johnson** in the 7th round (237th overall).
- 5-4 Signed 17 undrafted free agents: FB **Cameron Bell**, LB **Kourtnei Brown**, DT **Patrick Butrym**, TE **Garrett Celek**, OL **David Gonzales**, RB **Jewel Hampton**, LB **Joe Holland**, DT **Matthew Masifilo**, CB **Anthony Mosley**, T **Kevin Murphy**, G **Al Netter**, WR **Chris Owusu**, WR **Nathan Palmer**, CB **Deante Purvis**, K **Giorgio Tavecchio**, S **Michael Thomas** and WR **Brian Tys**.
- 5-10 Signed the following six draft picks to four-year deals: RB **LaMichael James**, G **Joe Looney**, LB **Darius Fleming**, S **Trenton Robinson**, OL **Jason Slowey**, and LB **Cameron Johnson**.
- 5-14 Signed LB **Eric Bakhtiari** to a two-year deal and DB **Ben Hannula** to a three-year deal. The team released WR **John Matthews** and T **Kevin Murphy**.
- 6-6 Promoted **Ethan Waugh** to senior personnel assistant. The team also named **Scott Brown** and **Chip Flanagan** regional scouts.
- 6-12 Named **Paul Wulff** as senior offensive assistant.
- 6-15 Released LS **Ryan Pontbriand**.
- 6-20 Signed draft pick WR **A.J. Jenkins** to a four-year deal.
- 7-16 The team named **Steven Rubio** a scouting assistant, **Mike Williams** a pro personnel scout and **Dave Scholz** the strength, nutrition and conditioning assistant.
- 7-20 Signed CB **Darcel McBath** to a one-year deal.

2011 49ERS OFFENSIVE GAME-BY-GAME TEAM STATISTICS

	Sea	Dal	at Cin	at Phi	TB	at Det	Cle	at Was	NYG	Arz	at Bal	StL	at Arz	Pit	at Sea	at StL	Totals
First Downs																	
Total	12	14	16	22	28	14	19	15	16	25	12	18	12	17	21	21	282
Rushing	4	3	6	9	11	7	7	5	4	8	4	5	2	7	10	9	101
Passing	4	10	9	11	11	6	10	10	11	14	7	11	8	9	8	11	150
Penalty	4	1	1	2	6	1	2	0	1	3	1	2	2	1	3	1	31
Third Down																	
Conversions	1	8	5	5	2	2	6	3	3	8	2	4	3	4	3	6	65
Attempts	12	16	15	12	7	14	15	12	11	21	12	14	17	13	14	16	221
Percentage	8.3	50.0	33.3	41.7	28.6	14.3	40.0	25.0	27.3	38.1	16.7	28.6	17.6	30.8	21.4	37.5	29.4
4th Down																	
Conversions	0	0	0	0	1	1	0	0	0	2	1	0	1	0	2	1	9
Attempts	0	0	1	0	1	1	1	0	0	2	2	0	2	0	3	1	14
Time of Possession																	
49ers	31:07	30:43	35:20	28:52	31:03	29:39	32:53	32:19	25:23	44:16	28:52	36:04	30:56	28:34	32:54	35:08	32:02
Total Net Yards																	
Plays	52	54	64	61	58	63	64	58	52	87	54	63	63	61	68	71	993
Yards	209	206	226	442	418	314	348	326	305	431	170	389	233	287	349	321	4,974
Average	4.0	3.8	3.5	7.2	7.2	5.0	5.4	5.6	5.9	5.0	3.1	6.2	3.7	4.7	5.1	4.5	5.0
Rushing																	
Attempts	32	24	29	25	36	29	39	32	20	49	21	34	21	30	40	37	498
Yards	85	74	50	164	213	203	174	138	77	164	74	144	90	100	178	116	2,044
Average	2.7	3.1	1.7	6.6	5.9	7.0	4.5	4.3	3.9	3.3	3.5	4.2	4.3	3.3	4.5	3.1	4.1
Passing																	
Net	124	132	176	278	205	111	174	188	228	267	96	245	143	187	171	205	2,930
Sacks	0	6	5	3	0	2	1	2	2	0	9	4	5	0	2	3	44
Yards	0	47	25	13	0	14	3	12	14	0	44	29	32	0	8	22	263
Gross	124	179	201	291	205	125	177	200	242	267	140	274	175	187	179	227	3,193
Attempts	20	24	30	33	22	32	24	24	30	38	24	25	37	31	26	31	451
Completions	15	16	20	21	14	17	15	17	19	20	15	17	18	18	14	21	277
Percentage	75.0	66.7	66.7	63.6	63.6	53.1	62.5	70.8	63.3	52.6	62.5	68.0	48.6	58.1	53.8	67.7	61.4
Interceptions	0	1	0	0	0	1	0	0	1	1	1	0	0	0	0	0	5
Punting																	
Number	5	6	7	4	1	9	5	5	3	3	5	5	7	6	3	5	79
Average	59.6	55.3	45.7	49.5	38.0	47.8	53.6	44.6	54.7	45.3	57.6	45.2	53.1	47.5	36.0	56.8	50.3
Net	54.2	45.7	41.3	45.3	38.0	41.0	42.8	33.6	50.7	38.0	48.0	37.2	46.9	49.2	28.0	51.4	44.0
Penalties																	
Number	9	5	12	5	3	15	5	9	5	7	7	8	5	7	6	5	113
Yards	102	25	70	40	30	120	40	55	35	87	97	72	35	49	77	80	1,014
Fumbles																	
Number	1	0	3	2	1	1	1	1	0	0	1	1	0	0	1	1	14
Lost	0	0	1	1	1	1	0	1	0	0	0	0	0	0	0	0	5
Red Zone																	
Number	5	2	2	3	6	4	5	2	3	6	0	4	3	3	2	4	54
Touchdowns	1	2	1	2	3	2	2	0	1	2	0	0	0	2	1	3	22
Field Goals	4	0	1	1	2	2	2	2	2	2	0	4	3	1	1	1	28
Touchdowns																	
Rushing	1	1	1	1	2	1	1	0	1	0	0	0	1	1	1	2	14
Passing	0	2	0	2	3	1	1	1	1	2	0	2	0	1	0	2	18
Returns	2	0	0	0	1	0	0	0	0	0	0	0	0	0	0	0	3

2011 49ERS DEFENSIVE GAME-BY-GAME TEAM STATISTICS

	Sea	Dal	at Cin	at Phi	TB	at Det	Cle	at Was	NYG	Arz	at Bal	StL	at Arz	Pit	at Sea	at StL	Totals
First Downs																	
Total	18	20	14	23	14	21	18	17	21	11	16	10	12	20	14	18	267
Rushing	5	3	5	5	2	3	5	2	4	1	3	0	1	4	6	4	53
Passing	9	17	9	18	11	14	11	14	16	7	12	9	10	15	7	11	190
Penalty	4	0	0	0	1	4	2	1	1	3	1	1	1	1	1	3	24
3rd Down																	
Conversions	5	6	1	5	7	2	6	5	7	1	7	3	3	8	5	5	76
Attempts	15	14	10	13	16	15	14	12	14	9	15	13	14	14	13	15	216
Percentage	33.3	42.9	10.0	38.5	43.8	13.3	42.9	41.7	50.0	11.1	46.7	23.1	21.4	57.1	38.5	33.3	35.2
4th Down																	
Conversions	1	1	0	0	0	1	2	0	2	0	0	0	0	0	0	0	7
Attempts	1	1	0	0	1	2	2	2	3	2	0	1	0	0	1	1	17
Time of Possession																	
Opponents	28:53	32:10	24:40	31:08	28:57	30:21	27:07	27:41	34:37	15:44	31:08	23:56	29:04	31:26	27:06	24:52	27:58
Total Net Yards																	
Plays	64	66	53	68	61	73	61	63	70	48	58	49	54	66	58	62	974
Yards	219	472	228	513	272	310	290	303	395	229	253	157	325	389	264	311	4,930
Average	3.4	7.2	4.3	7.5	4.5	4.2	4.8	4.8	5.6	4.8	4.4	3.2	6.0	5.9	4.6	5.0	5.1
Rushing																	
Attempts	22	22	20	20	23	18	23	14	29	11	35	23	23	19	26	25	353
Yards	64	45	79	108	86	66	66	52	93	80	92	31	55	84	124	111	1,236
Average	2.9	2.0	4.0	5.4	3.7	3.7	2.9	3.7	3.2	7.3	2.6	1.3	2.4	4.4	4.8	4.4	3.5
Passing																	
Net	155	427	149	405	186	244	224	251	302	149	161	126	270	305	140	200	3,694
Sacks	5	1	1	2	3	5	4	2	1	2	0	4	2	3	4	3	42
Yards	42	5	8	11	8	49	17	3	9	14	0	30	14	25	23	26	284
Gross	197	432	157	416	194	293	241	254	311	163	161	156	284	330	163	226	3,978
Attempts	37	43	32	46	35	50	34	47	40	35	23	22	29	44	28	34	579
Completions	21	26	17	30	18	28	22	30	26	14	15	12	20	25	15	14	333
Percentage	56.8	60.5	53.1	65.2	51.4	56.0	64.7	63.8	65.0	40.0	65.2	54.5	69.0	56.8	53.6	41.2	57.5
Interceptions	1	2	2	1	2	0	1	1	2	3	0	1	2	3	0	2	23
Punting																	
Number	7	4	7	2	6	8	6	5	2	6	4	8	7	4	5	6	87
Average	48.9	48.5	45.3	43.5	43.2	43.8	44.0	48.8	38.5	46.5	42.5	39.6	46.6	38.5	45.4	50.7	45.0
Net	32.9	37.3	39.7	46.5	34.7	32.3	41.0	39.4	38.5	43.8	37.5	37.3	30.4	38.5	33.2	41.2	37.1
Penalties																	
Number	11	8	6	5	9	6	5	3	6	6	3	5	4	9	6	6	98
Yards	72	83	40	55	96	54	39	35	45	75	20	35	45	72	51	50	867
Fumbles																	
Number	3	3	1	2	1	2	5	4	0	3	0	1	2	2	1	1	31
Lost	2	0	1	2	1	0	1	2	0	2	0	1	1	1	1	0	15
Red Zone																	
Number	2	3	2	7	1	4	0	1	4	1	2	0	1	1	3	2	34
Touchdowns	1	1	0	2	0	2	0	1	1	0	1	0	1	0	2	2	14
Field Goals	1	1	2	3	1	2	0	0	2	0	1	0	0	0	1	0	14
Touchdowns																	
Rushing	0	0	0	0	0	0	0	0	0	0	0	0	0	0	1	2	3
Passing	2	3	0	2	0	2	1	1	2	1	1	0	3	0	1	1	20
Returns	0	0	0	0	0	0	0	0	0	0	0	0	0	0	0	0	0

2011 POSTSEASON GAME-BY-GAME TEAM STATISTICS

OFFENSE

	NO	NYG	Totals
First Downs			
Total	17	15	32
Rushing	6	6	12
Passing	11	5	16
Penalty	0	4	4
3rd Down			
Conversions	4	1	5
Attempts	15	13	28
Percentage	26.7	7.7	17.9
4th Down			
Conversions	0	0	0
Attempts	0	0	0
Time of Possession			
49ers	28:40	28:18	26:43
Total Net Yards			
Plays	68	57	125
Yards	407	328	735
Average	6.0	5.8	5.9
Rushing			
Attempts	22	28	50
Yards	143	150	293
Average	6.5	5.4	5.9
Passing			
Net	264	178	442
Sacks	4	3	7
Yards	35	18	53
Gross	299	196	495
Attempts	42	26	68
Completions	24	12	36
Percentage	57.1	46.2	52.9
Interceptions	0	0	0
Punting			
Number	8	10	18
Average	49.5	45.5	47.3
Net	43.4	40.0	41.5
Penalties			
Number	3	6	9
Yards	33	50	83
Fumbles			
Number	3	4	7
Lost	1	2	3
Red Zone			
Number	4	1	5
Touchdowns	2	0	2
Field Goals	2	1	3
Touchdowns			
Rushing	1	0	1
Passing	3	2	5
Returns	0	0	0

DEFENSE

	NO	NYG	Totals
First Downs			
Total	26	20	46
Rushing	2	3	5
Passing	23	17	40
Penalty	1	0	1
3rd Down			
Conversions	5	7	12
Attempts	14	21	35
Percentage	35.7	33.3	34.3
4th Down			
Conversions	0	0	0
Attempts	0	1	1
Time of Possession			
Opponents	31:20	39:36	33:17
Total Net Yards			
Plays	80	90	170
Yards	472	352	824
Average	5.9	3.9	4.8
Rushing			
Attempts	14	26	40
Yards	37	85	122
Average	2.6	3.3	3.1
Passing			
Net	435	267	702
Sacks	3	6	9
Yards	27	49	76
Gross	462	316	778
Attempts	63	58	121
Completions	40	32	72
Percentage	63.5	55.2	59.5
Interceptions	2	0	2
Punting			
Number	5	12	17
Average	45.4	46.4	46.1
Net	39.6	40.6	40.3
Penalties			
Number	0	9	9
Yards	0	60	60
Fumbles			
Number	3	1	4
Lost	3	0	3
Red Zone			
Number	2	4	6
Touchdowns	1	2	3
Field Goals	0	2	2
Touchdowns			
Rushing	0	0	0
Passing	4	2	6
Returns	0	0	0

2011 SAN FRANCISCO 49ERS TEAM HIGHS & LOWS

SAN FRANCISCO 49ERS

	Bests/High	Opponent	Date	Worst/Lows	Opponent	Date
First Downs	28	vs. Tampa Bay	10/9/11	12	3 times, Last at Arz.	12/11/11
Third-Down %	8-16-50%	vs. Dallas	9/18/11	1-13-8%	vs. <i>New York Giants</i>	1/22/12
Total Net Yards	442	at Philadelphia	10/2/11	1-12-8%	vs. Seattle	9/11/11
Offensive Plays	87	vs. Arizona	11/20/11	170	at Baltimore	11/24/11
Avg. Per Play	7.2	2 times, Last vs. TB	10/9/11	52	2 times, Last vs. NYG	11/13/11
Rushing Yards	213	vs. Tampa Bay	10/9/11	3.1	at Baltimore	11/24/11
Rushes	49	vs. Arizona	11/20/11	50	at Cincinnati	9/25/11
Rushing Avg.	7.0	at Detroit	10/16/11	20	vs. New York Giants	11/13/11
Net Passing Yards	278	at Philadelphia	10/2/11	1.7	at Cincinnati	9/25/11
Completions	24	vs. <i>New Orleans</i>	1/14/12	96	at Baltimore	11/24/11
Attempts	22	at St. Louis	1/1/12	12	vs. <i>New York Giants</i>	1/22/12
Completions %	75.0%	vs. <i>New Orleans</i>	1/14/12	14	2 times, Last at Sea.	12/24/11
Avg. Gain Per Passing Play	9.3	vs. Arizona	11/20/11	20	vs. Seattle	9/11/11
Interceptions Thrown	0	vs. Seattle	9/11/11	46.2%	vs. <i>New York Giants</i>	1/22/12
Fumbles Lost	0	vs. Tampa Bay	10/9/11	48.6%	at Arizona	12/11/11
Turnovers	0	2 times, Last vs. NYG	1/22/12	2.9	at Baltimore	11/24/11
Penalties	3	11 times, Last at StL	1/1/12	1	5 times, Last at Bal.	11/24/11
Penalty Yards	25	11 times, Last at StL	1/1/12	2	vs. <i>New York Giants</i>	1/22/12
Gross Punting Avg.	59.6	7 times, Last at StL	1/1/12	1	5 times, Last at Was.	11/6/11
Net Punting Avg.	54.2	vs. <i>New Orleans</i>	1/14/12	2	vs. <i>New York Giants</i>	1/22/12
Time of Poss.	44:16	vs. Tampa Bay	10/9/11	2	at Detroit	10/16/11
		vs. Dallas	9/18/11	15	at Detroit	10/16/11
		vs. Seattle	9/11/11	120	at Detroit	10/16/11
		vs. Seattle	9/11/11	36.0	at Seattle	12/24/11
		vs. Arizona	11/20/11	28.0	at Seattle	12/24/11
		vs. Arizona	11/20/11	25:23	vs. New York Giants	11/13/11

OPPONENTS

	Worst/Lows	Opponent	Date	Bests/Highs	Opponent	Date
First Downs	10	vs. St. Louis	12/4/11	26	vs. <i>New Orleans</i>	1/14/12
Third-Down %	1-10-10%	at Cincinnati	9/25/11	23	at Philadelphia	10/2/11
Total Net Yards	157	vs. St. Louis	12/4/11	8-14-57%	vs. Pittsburgh	12/19/11
Offensive Plays	48	vs. Arizona	11/20/11	513	at Philadelphia	10/2/11
Avg. Per Play	3.2	vs. St. Louis	12/4/11	90	vs. <i>New York Giants</i>	1/22/12
Rushing Yards	31	vs. St. Louis	12/4/11	73	at Detroit	10/16/11
Rushes	11	vs. St. Louis	11/20/11	7.5	at Philadelphia	10/2/11
Rushing Avg.	1.3	vs. St. Louis	12/4/11	124	at Seattle	12/24/11
Net Passing Yards	126	vs. St. Louis	12/4/11	35	at Baltimore	11/24/11
Completions	12	vs. St. Louis	12/4/11	7.3	vs. Arizona	11/20/11
Attempts	22	vs. St. Louis	12/4/11	435	vs. <i>New Orleans</i>	1/14/12
Completions %	40.0%	vs. Arizona	11/20/11	427	vs. Dallas	9/18/11
Avg. Gain Per Passing Play	3.7	vs. Seattle	9/11/11	40	vs. <i>New Orleans</i>	1/14/12
Interceptions Thrown	3	2 times, Last vs. Pit.	12/19/11	30	2 times, Last at Was.	11/6/11
Fumbles Lost	3	vs. <i>New Orleans</i>	1/14/12	63	vs. <i>New Orleans</i>	1/14/12
Turnovers	5	4 times, Last at Arz.	11/20/11	50	at Detroit	10/16/11
Penalties	11	vs. <i>New Orleans</i>	1/14/12	69.0%	at Arizona	12/11/11
Penalty Yards	96	vs. Arizona	11/20/11	9.7	vs. Seattle	9/11/11
Gross Punting Avg.	38.5	vs. Seattle	9/11/11	0	vs. <i>New York Giants</i>	1/22/12
Net Punting Avg.	30.4	2 times, Last vs. Pit.	12/19/11	0	3 times, Last at Sea.	12/24/11
Time of Poss.	15:44	vs. Seattle	9/11/11	0	vs. <i>New York Giants</i>	1/22/12
		vs. Arizona	11/20/11	0	4 times, Last at StL	1/1/12
		vs. Arizona	11/20/11	0	vs. <i>New York Giants</i>	1/22/12
		vs. Seattle	9/11/11	0	2 times, Last at Bal.	11/24/11
		vs. Seattle	9/11/11	0	vs. <i>New Orleans</i>	1/14/12
		vs. Tampa Bay	10/9/11	3	2 times, Last at Bal.	11/24/11
		vs. Tampa Bay	10/9/11	0	vs. <i>New Orleans</i>	1/14/12
		2 times, Last vs. Pit.	12/19/11	20	at Baltimore	11/24/11
		at Arizona	12/11/11	50.7	at St. Louis	1/1/12
		vs. Arizona	11/20/11	46.5	at Philadelphia	10/2/11
		vs. Arizona	11/20/11	39:36	vs. <i>New York Giants</i>	1/22/12
		vs. Arizona	11/20/11	34:37	vs. New York Giants	11/13/11

Italics denotes postseason contest

2011 SAN FRANCISCO 49ERS INDIVIDUAL HIGHS

Long Plays

		Player	Opponent	Date
Longest Run (yards)	55	Frank Gore	at Detroit	10/16/11
Longest TD Run (yards)	37t	Frank Gore	at Arizona	12/11/11
Longest Pass Completion (yards)	73t	<i>Alex Smith - Vernon Davis</i>	<i>vs. New York Giants</i>	<i>1/22/12</i>
	56t	Alex Smith - Kyle Williams	vs. St. Louis	12/4/11
Longest TD Pass	73t	<i>Alex Smith - Vernon Davis</i>	<i>vs. New York Giants</i>	<i>1/22/12</i>
	56t	Alex Smith - Kyle Williams	vs. St. Louis	12/4/11
Longest Punt Return (yards)	55t	Ted Ginn Jr.	vs. Seattle	9/11/11
Longest Kickoff Return (yards)	102t	Ted Ginn Jr.	vs. Seattle	9/11/11
Longest Interception Return (yards)	48	Donte Whitner	vs. Arizona	11/20/11
Longest Punt (yards)	68	Andy Lee	at Philadelphia	10/2/11
Longest Field Goal (yards)	55	Two times, most recently David Akers	at Detroit	10/16/11

Single-Game Highs

		Player	Opponent	Date
Most Points Scored	15	David Akers	vs. Seattle	9/11/11
Most Touchdowns	2	<i>Two times, most recently Vernon Davis</i>	<i>vs. New York Giants</i>	<i>1/22/12</i>
	2	Three times, most recently Michael Crabtree	at St. Louis	1/1/12
Most Field Goals	4	Six times, most recently David Akers	at Seattle	12/24/11
Most Field Goal Attempts	6	David Akers	vs. Arizona	11/20/11
Most Rushing Yards	141	Frank Gore	at Detroit	10/16/11
Most Rushing Attempts	31	Frank Gore	vs. Cleveland	10/30/11
Highest Rushing Avg. (Min. 10 att.)	9.4	Frank Gore	at Detroit	10/16/11
Most Pass Completions	24	<i>Alex Smith</i>	<i>vs. New Orleans</i>	<i>1/14/12</i>
	21	Alex Smith	at Philadelphia	10/2/11
Most Pass Attempts	42	<i>Alex Smith</i>	<i>vs. New Orleans</i>	<i>1/14/12</i>
	38	Alex Smith	vs. Arizona	11/20/11
Most Gross Passing Yards	299	<i>Alex Smith</i>	<i>vs. New Orleans</i>	<i>1/14/12</i>
	291	Alex Smith	at Philadelphia	10/2/11
Highest Avg. Yards/Per Att. (Min. 10 att.)	11.9	Alex Smith	vs. St. Louis	12/4/11
Most Interceptions Thrown	1	Five times, most recently Alex Smith	at Baltimore	11/24/11
Most Times Sacked	9	Alex Smith	at Baltimore	11/24/11
Most Receptions	9	Michael Crabtree	at Detroit	10/16/11
Most Receiving Yards	180	<i>Vernon Davis</i>	<i>vs. New Orleans</i>	<i>1/14/12</i>
	120	Michael Crabtree	vs. Arizona	11/20/11
Most Punt Returns	8	<i>Kyle Williams</i>	<i>vs. New York Giants</i>	<i>1/22/12</i>
	5	Two times, most recently Ted Ginn Jr.	at Washington	11/6/11
Most Punt Return Yardage	93	Ted Ginn Jr.	at Arizona	12/11/11
Most Kickoff Returns	4	Three times, most recently Ted Ginn Jr.	at Arizona	12/11/11
Most Kickoff Return Yardage	176	Ted Ginn Jr.	vs. Seattle	9/11/11
Most Interceptions	2	Two times, most recently Tarell Brown	at St. Louis	1/1/12
Most Interception Return Yardage	48	Donte Whitner	vs. Arizona	11/20/11
Most Tackles	18	Patrick Willis	vs. New York Giants	11/13/11
Most Sacks	2.5	<i>Ray McDonald</i>	<i>vs. New York Giants</i>	<i>1/22/12</i>
	2.5	Aldon Smith	vs. Pittsburgh	12/19/11

Italics denotes postseason contest

2011 SAN FRANCISCO 49ERS TURNOVER BREAKDOWN

TAKEAWAYS

Date	Opponent	Turnover	Starting L.O.S	Point of Turnover	Resulting L.O.S.	Qtr.	Result (pts)
9/11	Sea.	W. Tukuafu FR (P. Haralson FF)	SEA 27	SEA 21	SEA 9	2	Field Goal (3)
		T. Brock INT (T. Jackson)	SEA 49	SF 6	SF 6	2	Halftime (0)
		P. Willis FR (P. Haralson FF)	SF 38	SF 48	SEA 44	4	End of game (0)
9/18	Dal.	D. Whitner INT (J. Kitna)	SF 28	Endzone	SF 20	3	Interception (0)
		T. Brock INT (J. Kitna)	DAL 34	DAL 47	DAL 29	3	Touchdown (7)
9/25	at Cin.	C. Rogers INT (A. Dalton)	CIN 20	CIN 32	CIN 32	4	Field Goal (3)
		R. Smith INT (A. Dalton)	SF 36	SF 14	SF 25	4	Safety (0)
		D. Walker FR (ST)	CIN 29	CIN 33	CIN 33	4	End of Game
10/2	at Phi.	C. Rogers INT (M. Vick)	PHI 48	SF 14	SF 41	1	Punt (0)
		N. Bowman FR	SF 1	SF 4	SF 4	2	Punt (0)
		D. Goldson FR (J. Smith FF)	SF 49	SF 32	SF 31	4	End of Game (0)
10/9	vs. TB	C. Rogers INT (J. Freeman)	TB 13	TB 31	TD	2	Touchdown (7)
		C. Culliver INT (J. Freeman)	SF 38	SF 20	SF 43	2	Touchdown (7)
		P. Willis FR (D. Goldson FF)	TB 30	TB 38	TB 36	3	Touchdown (7)
10/16	at Det.	None					
10/30	vs. Cle.	I. Sopoaga FR (A. Brooks FF)	CLE 21	CLE 16	CLE 20	1	Touchdown (7)
		D. Goldson INT (C. McCoy)	SF 34	Endzone	SF 20	3	Punt (0)
11/6	at Was.	D. Goldson INT (J. Beck)	WAS 38	SF 44	SF 44	1	Field Goal (3)
		D. Whitner FR (P. Willis FF)	WAS 17	WAS 26	WAS 33	2	Touchdown (7)
		N. Bowman FR (P. Willis FF)	WAS 24	WAS 34	WAS 36	4	Fumble (0)
11/13	vs. NYG	C. Rogers INT (E. Manning)	NYG 22	NYG 43	NYG 43	2	Interception (0)
		C. Rogers INT (E. Manning)	NYG 14	NYG 34	NYG 17	4	Touchdown (7)
11/20	vs. Arz.	P. Willis INT (J. Skelton)	ARZ 44	ARZ 48	ARZ 38	1	Missed Field Goal (0)
		D. Whitner FR (P. Willis FF)	ARZ 20	ARZ 26	ARZ 26	1	Field Goal (3)
		D. Whitner INT (J. Skelton)	ARZ 40	SF 15	ARZ 37	3	Touchdown (7)
		D. Goldson INT (J. Skelton)	SF 26	SF 16	SF 18	3	Punt (0)
		N. Bowman (FR) (T. Gooden)	SF 21	ARZ 31	ARZ 31	3	Interception (0)
11/24	at Bal.	None					
12/4	vs. StL	A. Smith FR (R. McDonald FF)	StL 14	StL 6	StL 6	2	Field Goal (3)
		D. Goldson INT (A. Feeley)	SF 38	SF 11	SF 12	3	Touchdown (7)
12/11	at Arz.	R. McDonald FR (A. Smith FF)	ARZ 40	50	SF 43	2	Missed FG (0)
		D. Goldson INT (J. Skelton)	ARZ 22	ARZ 33	ARZ 16	2	Field Goal (3)
		T. Brown INT (J. Skelton)	SF 27	SF 20	SF 19	3	Punt (0)
12/19	vs. Pit.	C. Roger INT (B. Roethlisberger)	SF 19*	Endzone	SF 27	1	Field Goal (3)
		D. Goldson INT (B. Roethlisberger)	PIT 42	SF 34	PIT 45	1	Field Goal (3)
		J. Smith FR (R. McDonald FF)	PIT 29	PIT 17	PIT 17	4	Touchdown (7)
		T. Brown INT (B. Roethlisberger)	SF 42	SF 2	SF 2	4	Punt (0)
12/24	at Sea.	D. Whitner FR (L. Grant FF)	SF 48	SF 49	SF 36	4	Punt (0)
1/1	at StL	T. Brown INT (J. Norwood)	StL 39	StL 45	StL 34	2	Touchdown (7)
		T. Brown INT (K. Clemens)	StL 1	StL 18	StL 13	4	Touchdown (7)

Regular Season Totals: 38 takeaways resulted in 108 points

Date	Opponent	Turnover	Starting L.O.S	Point of Turnover	Resulting L.O.S.	Qtr.	Result (pts)
1/14	NO	P. Willis FR (D. Whitner FF)	SF 7*	SF 2	SF 2	1	Punt (0)
		D. Goldson INT (D. Brees)	NO 25	NO 45	NO 4	1	Touchdown (7)
		B. Costzano FR (M. Williams FF) (ST)	NO 0	NO 13	NO 13	1	Field Goal (3)
		T. Brown INT (D. Brees)	NO 22	SF 29	SF 29	2	Punt (0)
		C. Jones FR (B. Costanzo FF) (ST)	SF 21	NO 27	NO 26	3	Field Goal (3)
1/22	NYG	None					

Postseason Totals: 5 takeaways resulted in 13 points

L.O.S. - Line of scrimmage

* - Red zone play

ST - Special teams play

(TB) - Touchback

2011 SAN FRANCISCO 49ERS TURNOVER BREAKDOWN

GIVEAWAYS

Date	Opponent	Turnover	Starting L.O.S	Point of Turnover	Resulting L.O.S.	Qtr.	Result (pts)
9/11	Sea.	None					
9/18	Dal.	A. Smith INT (A. Ball)	SF 22	SF 33	SF 18	3	Touchdown (7)
9/25	at Cin.	F. Gore FUMBLE (R. Mauluga FF)	SF 10	SF 15	SF 16	4	Field Goal (3)
10/2	at Phi.	A. Smith FUMBLE (J. Babin FF)	SF 28	SF 22	SF 23	2	Touchdown (7)
10/9	vs. TB	F. Gore FUMBLE (M. Foster FF)	TB 12*	TB 11	TB 11	1	Interception (0)
10/16	at Det.	A. Smith FUMBLE (K. Vanden Bosch FF)	SF 39	SF 32	SF 32	1	Field Goal (3)
		A. Smith INT (A. Spivey)	DET 44	DET 21	SF 49	3	Touchdown (6)
10/30	vs. Cle.	None					
11/6	at Was.	V. Davis FUMBLE (D. Hall FF)	WAS 45	WAS 41	WAS 44	4	Punt (0)
11/13	vs. NYG	A. Smith INT (C. Webster)	NYG 24	NYG 16	NYG 22	2	Halftime (0)
11/20	vs. Arz.	A. Smith INT (D. Washington)	ARZ 6	Endzone	ARZ 20	4	Punt (0)
11/24	at Bal.	A. Smith INT (L. Webb)	BAL 35	Endzone	BAL 20	2	Halftime (0)
12/4	vs. StL	None					
12/11	at Arz.	None					
12/19	vs. Pit.	None					
12/24	at Sea.	None					
1/1	at StL	None					

Regular Season Totals: 10 giveaways resulted in 26 points

Date	Opponent	Turnover	Starting L.O.S	Point of Turnover	Resulting L.O.S.	Qtr.	Result (pts)
1/14	NO	A. Smith FUMBLE (M. Wilson FF)	SF 45	SF 45	SF 45	2	Halftime (0)
1/22	NYG	K. Williams FUMBLE (ST)	NYG 15	SF 36	SF 29	4	Touchdown (7)
		K. Williams FUMBLE (J. Williams FF) (ST)	NYG 44	SF 24	SF 24	OT	Field Goal (3)

Postseason Totals: 3 giveaways resulted in 10 points

L.O.S. - Line of scrimmage

* - Red zone play

ST - Special teams play

(TB) - Touchback

GAME-BY-GAME TURNOVER DIFFERENTIAL

Date	Opp	Takeways	Giveaways	Game Total	Total
9/11	Sea	3	0	+3	+3
9/18	Dal	2	1	+1	+4
9/25	at Cin	3	1	+2	+6
10/2	at Phi	3	1	+2	+8
10/9	TB	3	1	+2	+10
10/16	at Det	0	2	-2	+8
10/30	Cle	2	0	+2	+10
11/6	at Was	3	1	+2	+12
11/13	NYG	2	1	+1	+13
11/20	Arz	5	1	+4	+17
11/24	at Bal	0	1	-1	+16
12/4	StL	2	0	+2	+18
12/11	at Arz	3	0	+3	+21
12/19	Pit	4	0	+4	+25
12/24	at Sea	1	0	+1	+26
1/1	at StL	2	0	+2	+28
POSTSEASON					
Date	Opp	Takeways	Giveaways	Game Total	Total
1/14	NO	5	1	+4	+4
1/22	NYG	0	2	-2	+2

2011 SAN FRANCISCO 49ERS THIRD DOWN EFFICIENCY

49ERS THIRD-AND ...

Date	Opp	1	2	3	4	5	6	7	8	9	10	10+	Totals
9/11	Sea	0/1	0/1	1/2	0/2	0/0	0/1	0/1	0/0	0/1	0/1	0/2	1/12
9/18	Dal	2/2	0/1	0/0	1/1	2/2	1/1	0/0	0/2	0/0	2/2	0/5	8/16
9/25	at Cin	1/1	1/2	1/1	0/0	0/2	1/1	0/1	1/1	0/0	0/1	0/5	5/15
10/2	at Phi	2/2	0/0	1/1	0/0	0/0	0/3	1/1	1/2	0/0	0/2	0/1	5/12
10/9	TB	0/0	0/0	0/1	0/0	0/0	0/0	0/0	0/2	0/0	1/2	1/2	2/7
10/16	at Det	0/1	0/0	1/1	0/1	0/1	0/1	0/2	0/1	0/1	0/1	1/4	2/14
10/30	Cle	1/1	1/4	2/2	0/1	0/1	1/1	0/0	0/0	2/2	0/0	0/3	6/15
11/6	at Was	0/1	0/2	1/1	2/3	0/0	1/2	0/1	0/0	0/1	0/0	0/1	3/12
11/13	NYG	1/1	0/0	1/1	0/1	0/0	0/0	0/1	1/1	0/0	0/2	0/4	3/11
11/20	Arz	2/4	2/2	0/2	0/0	0/0	1/3	2/4	0/0	0/1	1/3	0/2	8/21
11/24	at Bal	0/0	1/1	0/2	0/2	0/0	0/0	0/1	0/1	0/0	0/0	1/5	2/12
12/4	StL	0/1	0/1	0/0	1/1	2/2	1/1	0/1	0/2	0/2	0/1	0/2	4/14
12/11	at Arz	0/1	0/1	0/2	0/0	1/3	0/1	0/1	1/3	0/0	0/0	1/5	3/17
12/19	Pit	0/0	0/0	0/3	0/1	1/1	0/0	1/4	1/1	0/0	1/1	0/2	4/13
12/24	at Sea	2/2	0/1	0/0	0/1	0/2	0/1	0/0	1/2	0/2	0/2	0/1	3/14
1/1	at StL	1/1	0/0	0/1	0/2	2/2	0/0	1/2	2/4	0/1	0/0	0/3	6/16
Regular Season Totals:		12/19	5/16	8/20	4/16	8/16	6/16	5/20	8/22	2/11	5/18	4/47	65/221
		63.2	31.3	40.0	25.0	50.0	37.5	25.0	36.4	18.2	27.8	8.5	29.4

Date	Opp	1	2	3	4	5	6	7	8	9	10	10+	Totals
1/14	NO	1/1	0/0	0/0	2/4	0/1	0/1	0/1	1/1	0/2	0/2	0/2	4/15
1/22	NYG	0/1	0/0	0/0	0/1	0/2	0/2	0/1	1/1	0/1	0/1	0/3	1/13
Postseason Totals:		1/2	0/0	0/0	2/5	0/3	0/3	0/2	2/2	0/3	0/3	0/5	5/28
		50.0	0.0	0.0	40.0	0.0	0.0	0.0	100.0	0.0	0.0	0.0	17.9

OPPONENTS THIRD-AND ...

Date	Opp	1	2	3	4	5	6	7	8	9	10	10+	Totals
9/11	Sea	0/1	1/3	1/1	0/0	1/1	0/0	0/0	0/2	1/1	1/3	0/3	5/15
9/18	Dal	1/2	0/1	0/0	1/1	0/3	1/1	1/1	0/2	1/1	1/1	0/1	6/14
9/25	at Cin	0/0	0/0	1/2	0/1	0/2	0/0	0/0	0/0	0/0	0/1	0/4	1/10
10/2	at Phi	0/1	0/1	0/2	0/0	2/2	0/1	0/0	0/0	1/2	0/0	2/4	5/13
10/9	TB	2/2	0/1	2/2	0/1	3/3	0/2	0/1	0/2	0/1	0/1	0/0	7/16
10/16	at Det	0/0	0/1	0/0	0/0	1/3	0/1	0/1	0/0	0/1	1/2	0/6	2/15
10/30	Cle	1/2	1/3	0/0	1/2	1/1	0/0	0/1	1/1	0/0	1/1	0/3	6/14
11/6	at Was	1/1	0/0	2/2	0/2	0/0	1/2	1/1	0/1	0/0	0/0	0/3	5/12
1/11/13	NYG	1/1	0/1	1/1	0/2	0/1	3/4	1/2	0/0	1/2	0/0	0/0	7/14
11/20	Arz	1/1	0/1	0/0	0/0	0/0	0/3	0/1	0/0	0/1	0/2	0/0	1/9
11/24	at Bal	0/1	0/1	0/0	3/3	0/2	2/3	1/2	1/1	0/0	0/1	0/1	7/15
12/4	StL	0/1	0/0	0/1	0/1	0/0	1/3	0/0	0/1	1/2	0/1	1/3	3/13
12/11	at Arz	0/1	1/3	1/1	1/1	0/1	0/1	0/1	0/2	0/0	0/0	0/3	3/14
12/19	Pit	1/2	2/3	1/1	0/0	1/1	1/1	0/0	0/0	0/1	1/3	1/2	8/14
12/24	at Sea	0/1	1/2	0/1	2/2	0/1	1/2	0/0	0/0	0/1	1/1	0/2	5/13
1/1	at StL	0/0	0/1	0/1	0/1	2/3	0/1	1/1	0/0	0/0	1/4	1/3	5/15
Regular Season Totals:		8/17	6/22	9/15	8/17	11/24	10/25	5/12	2/12	5/13	7/21	5/38	76/216
		47.1	27.3	60.0	47.1	45.8	40.0	41.7	16.7	38.5	33.3	13.2	35.2

Date	Opp	1	2	3	4	5	6	7	8	9	10	10+	Totals
1/14	NO	1/1	0/0	1/1	1/1	0/0	0/1	0/0	1/4	1/1	0/2	0/3	5/14
1/22	NYG	0/2	0/2	1/2	1/2	0/2	1/2	2/3	0/1	0/1	1/1	1/3	7/21
Postseason Totals:		1/3	0/2	2/3	2/3	0/2	1/3	2/3	1/5	1/2	1/3	1/6	12/35
		33.3	0.0	66.7	66.7	0.0	33.3	66.7	20.0	50.0	33.3	16.7	34.3

2011 SAN FRANCISCO 49ERS RED ZONE PRODUCTION

SAN FRANCISCO 49ERS

Date	Opp	Poss	TD	PAT	2-Pt.	FG	MFG	INT	FUM	DWNNS/		GM	PTS	TD%	SCORE		PTS/
										Punt	HF				PCT.	POSS	
9/11	Sea	5	1	1	0	4	0	0	0	0	0	0	19	20.0%	100.0%	3.8	
9/18	Dal	2	2	2	0	0	0	0	0	0	0	0	14	100.0%	100.0%	7.0	
9/25	at Cin	2	1	1	0	1	0	0	0	0	0	0	10	50.0%	100.0%	5.0	
10/2	at Phi	3	2	2	0	1	0	0	0	0	0	0	17	66.7%	100.0%	5.7	
10/9	TB	6	3	3	0	2	0	0	1	0	0	0	27	50.0%	83.3%	4.5	
10/16	at Det	4	2	2	0	2	0	0	0	0	0	0	20	50.0%	100.0%	5.0	
10/30	Cle	5	2	2	0	2	0	0	0	1	0	0	20	40.0%	80.0%	4.0	
11/6	at Was	2	0	0	0	2	0	0	0	0	0	0	6	0.0%	100.0%	3.0	
11/13	NYG	3	1	1	0	2	0	0	0	0	0	0	13	33.3%	100.0%	4.3	
11/20	Arz	6	2	2	0	2	1	1	0	0	0	0	20	33.3%	66.7%	3.3	
11/24	at Bal	0	0	0	0	0	0	0	0	0	0	0	0	0.0%	0.0%	0.0	
12/4	StL	4	0	0	0	4	0	0	0	0	0	0	12	0.0%	100.0%	3.0	
12/11	at Arz	3	0	0	0	3	0	0	0	0	0	0	9	0.0%	100.0%	3.0	
12/19	Pit	3	2	2	0	1	0	0	0	0	0	0	17	66.7%	100.0%	5.7	
12/24	at Sea	2	1	1	0	1	0	0	0	0	0	0	10	50.0%	100.0%	5.0	
1/1	at StL	4	3	3	0	1	0	0	0	0	0	0	24	75.0%	100.0%	6.0	
Totals		54	22	22	0	28	1	1	1	1	0	0	238	40.7%	92.6%	4.4	

Date	Opp	Poss	TD	PAT	2-Pt.	FG	MFG	INT	FUM	DWNNS/		GM	PTS	TD%	SCORE		PTS/
										Punt	HF				PCT.	POSS	
1/14	NO	4	2	2	0	2	0	0	0	0	0	0	20	50.0%	100.0%	5.0	
1/22	NYG	1	0	0	0	1	0	0	0	0	0	0	3	0.0%	100.0%	3.0	
Totals		5	2	2	0	3	0	0	0	0	0	0	23	40.0%	100.0%	4.6	

OPPONENTS

Date	Opp	Poss	TD	PAT	2-Pt.	FG	MFG	INT	FUM	DWNNS/		GM	PTS	TD%	SCORE		PTS/
										Punt	HF				PCT.	POSS	
9/11	Sea	2	1	1	0	1	0	0	0	0	0	0	10	50.0%	100.0%	5.0	
9/18	Dal	3	1	1	0	1	1	0	0	0	0	0	10	33.3%	66.7%	3.3	
9/25	at Cin	2	0	0	0	2	0	0	0	0	0	0	6	0.0%	100.0%	3.0	
10/2	at Phi	7	2	2	0	3	1	0	1	0	0	0	20	28.6%	71.4%	2.9	
10/9	TB	1	0	0	0	1	0	0	0	0	0	0	3	0.0%	100.0%	3.0	
10/16	at Det	4	2	1	0	2	0	0	0	0	0	0	19	50.0%	100.0%	4.8	
10/30	Cle	0	0	0	0	0	0	0	0	0	0	0	0	0.0%	0.0%	0.0	
11/6	at Was	1	1	1	0	0	0	0	0	0	0	0	7	100.0%	100.0%	7.0	
11/13	NYG	4	1	1	0	2	0	0	0	1	0	0	13	25.0%	75.0%	3.3	
11/20	Arz	1	0	0	0	0	0	0	0	1	0	0	0	0.0%	0.0%	0.0	
11/24	at Bal	2	1	1	0	1	0	0	0	0	0	0	10	50.0%	100.0%	5.0	
12/4	StL	0	0	0	0	0	0	0	0	0	0	0	0	0.0%	0.0%	0.0	
12/11	at Arz	1	1	1	0	0	0	0	0	0	0	0	7	100.0%	100.0%	7.0	
12/19	Pit	1	0	0	0	0	0	1	0	0	0	0	0	0.0%	0.0%	0.0	
12/24	at Sea	3	2	2	0	1	0	0	0	0	0	0	17	66.7%	100.0%	5.7	
1/1	at StL	2	2	2	0	0	0	0	0	0	0	0	14	100.0%	100.0%	7.0	
Totals		34	14	13	0	14	2	1	1	2	0	0	136	41.2%	82.4%	4.0	

Date	Opp	Poss	TD	PAT	2-Pt.	FG	MFG	INT	FUM	DWNNS/		GM	PTS	TD%	SCORE		PTS/
										Punt	HF				PCT.	POSS	
1/14	NO	2	1	1	0	0	0	0	1	0	0	0	7	50.0%	50.0%	3.5	
1/22	NYG	4	2	2	0	2	0	0	0	0	0	0	20	50.0%	100.0%	5.0	
Totals		6	3	3	0	2	0	0	1	0	0	0	27	50.0%	83.3%	4.5	



SUNDAY, SEPTEMBER 11
SEATTLE 17, SAN FRANCISCO 33
CANDLESTICK PARK



The 49ers opened up the 2011 season with a 33–17 victory over the defending NFC West Division champion Seattle Seahawks, on the 10th anniversary of 9/11. After a scoreless 1st qtr., the 49ers got on the board with a 27–yd. FG by K David Akers, his first of four FGs on the afternoon. On the ensuing Seattle possession, LB Parys Haralson sacked and stripped Seahawks QB Tarvaris Jackson. The ball landed in the hands of DT Will Tukuafu, who registered his first–career FR on his first–career play from scrimmage. Four plays later, Akers tacked on his 2nd FG, giving the 49ers a 6–0 lead. After a 3–and–out stop by the 49ers defense, one of six on the day, QB Alex Smith drove the 49ers into the red zone, only to come away with Akers’ 3rd FG. After a Seahawks punt, Smith and the offense took over from the Seattle 49 yd. line with 1:44 remaining in the half. The calm and steady Smith completed 4 of 4 pass atts. in the 2–minute drive and capped it off with a 1–yd. TD run, his first since 2006, to give SF a 16–0 halftime lead. The Seahawks responded on their first possession of the 3rd qtr., marching down the field on a 9 play, 56–yd. drive and an 8–yd. TD pass from Jackson to WR Golden Tate, cutting the 49ers lead to 16–7. Seattle added a 39–yd. FG by K Steven Hauschka on the first play of the 4th qtr., making the score 16–10. The 49ers answered with a 15–play, 72 yd. drive that took over 9 minutes off the clock before Akers nailed his 4th FG, making the score 19–10. On the Seahawks next drive, Jackson found rookie WR Doug Baldwin for a 55–yd. TD recept., making it a one score game with just under 4 minutes to play. On the ensuing kickoff, WR Ted Ginn Jr. saw a hole and raced down the sideline for a 102–yd. kickoff return for a TD, the 49ers first KOR for a TD since 2008. The 49ers defense forced another Seahawks punt 59 seconds later and Ginn fielded the punt on his own 45 yd. line, found a crease, and darted for the end zone, sealing the game. Ginn became the 12th player in NFL history and the first in 49ers history to return a kickoff and a punt for a TD in same game.

NOTES: Head Coach Jim Harbaugh became the 6th 49ers head coach to win the season opener in his first year as head coach. He is just the 4th coach to do so at home. Harbaugh is also the 7th head coach in team history to win his first game (Jim Tomsula won his first game as interim head coach)... Harbaugh became the 8th 49ers head coach to win his first home game... Harbaugh became the first person in NFL history to pass for 25,000+ yards and win a game as a head coach. He passed for 26,288 yards & 129 TDs in his career... WR Ted Ginn Jr. posted the second longest kickoff return at home in franchise history after returning the kick 102 yards for the TD. It also marked the fourth longest in team history and the longest kick return since Allen Rossum registered a kickoff return of 104 yards at Ari. on 11/11/08... Ginn became the first player in franchise history to return a kickoff and punt for a TD in the same game...Ginn’s returns marked the first time in franchise history that the 49ers have registered a kickoff return for a TD and a punt return for a TD in the same game...Ginn became the first player in NFL history to have a kickoff return for a TD and punt return for a TD in the same game on Kickoff Weekend...Ginn became the 12th player in NFL history to register a kickoff return for a TD and a punt return for a TD in the same game. The last player to do it was Bears WR Devin Hester vs. Den. (11/25/07)...Ginn’s 268 total return yds. are the most in a single game in franchise history and ranks 15th in the NFL since 1950...Ginn’s kickoff return for a TD marked the first time the 49ers have had a special teams TD on opening day since WR Otis Amey returned a punt 75–yds vs. St. Louis (9/11/05)... P Andy Lee set a new career–high in both gross avg. (59.6) and net avg. (54.2). His previous career–high was 57.2 gross avg. at Pit. (9/23/07) and 53.5 net avg. vs. Ten. (11/8/09)...Lee’s 59.6 gross avg. is the highest single–game average in franchise history. The previous record was 57.2 set by Lee at Pit. (9/23/07)...Lee’s 54.2 net avg. is the highest single–game net average for the 49ers since 1976.

	1st	2nd	3rd	4th	Pts
Seattle	0	0	7	10	17
San Francisco	0	16	0	17	33

- SF** – D. Akers, 27 FG (5–18, 2:12)
- SF** – D. Akers, 24 FG (4–3, 0:57)
- SF** – D. Akers, 31 FG (9–50, 6:38)
- SF** – A. Smith, 1 run (D. Akers) (6–49, 1:32)
- SEA** – G. Tate, 8 pass from T. Jackson (S. Hauschka) (9–56, 3:06)
- SEA** – S. Hauschka, 39 FG (11–64, 4:52)
- SF** – D. Akers, 18 FG (15–72, 9:01)
- SEA** – D. Baldwin, 55 pass from T. Jackson (S. Hauschka) (6–80, 1:58)
- SF** – T. Ginn Jr., 102 kickoff return (D. Akers)
- SF** – T. Ginn Jr., 55 punt return (D. Akers)

TEAM STATISTICS	SEA	SF
First Downs	18	12
Net Yards Gained	219	209
Rushes/Yards	22/64	32/85
Net Yards Passing	155	124
Att/Comp/INT	37/21/1	20/15/0
Sacked/Yards Lost	5/42	0/0
Punts/Average	7/48.9	5/59.6
Fumbles/Lost	3/2	1/0
Penalties/Yards	11/72	9/102
Time of Possession	28:53	31:07
3rd Down Efficiency	5/15 (33%)	1/12 (8%)

RUSHING: 49ERS – F. Gore 22–59, A. Smith 7–22–1 TD, K. Hunter 2–4, T. Ginn Jr. 1–0... **SEAHAWKS** – M. Lynch 13–33, T. Jackson 4–13, B. Obomanu 1–13, J. Forsett 3–3, M. Robinson 1–2.

RECEIVING: 49ERS – V. Davis 5–47, B. Edwards 3–27, F. Gore 3–19, J. Morgan 2–28, M. Crabtree 1–4, D. Walker 1–(–1)... **SEAHAWKS** – D. Baldwin 4–83–1 TD, M. Williams 4–34, J. Forsett 3–8, Z. Miller 2–19, M. Lynch 2–14, B. Obomanu 2–12, A. McCoy 2–12, G. Tate 1–8–1 TD, L. Washington 1–7.

PASSING: 49ERS – A. Smith 20–15–124–0–0 TDs... **SEAHAWKS** – T. Jackson 37–21–197–1–2 TDs.

INTs: 49ERS – T. Brock 1–0... **SEAHAWKS** – None

SACKS: 49ERS – P. Haralson 2.0, J. Smith 2.0, R. McDonald 1.0... **SEAHAWKS** – None.

49ERS TURNOVER RATIO: +3 (0 fumbles, 0 INTs/2 fumbles, 1 INT).

Weather: Cloudy
Temperature: 68 degrees
Wind: Southerly 15 mph
Playing Surface: Natural Grass
Time: 3:20
Attendance: 69,732





SUNDAY, SEPTEMBER 18
DALLAS 27, SAN FRANCISCO 24 (OT)
CANDLESTICK PARK



San Francisco's regime led by Jim Harbaugh and his new, but experienced staff entered the historic rivalry match against the Dallas Cowboys with something to prove at Candlestick Park. The 49ers started off as they had hoped, scoring 2 first-half TDs and blanking America's Team, but big pass plays late in the game would ultimately cause the Niners to fall short as they were edged 27-24 in overtime. Dallas opened the 1st qtr. marching down the field, but came up short after a failed 21-yd. FG attempt by K Dan Bailey. After exchanging the next couple of possessions, QB Alex Smith led the Niners on a 68-yd. drive, capped off by a 1-yd. TD run by RB Frank Gore in the 2nd qtr. The 49ers front seven played strong, swarming and stopping the run, allowing Smith and the Niners to regain possession to take a 14-0 lead. The 12-yd. throw from Smith marked the first TD of WR Kyle Williams' career and the team's first passing TD of 2011. QB Tony Romo and the Cowboys answered before the half on a 71-yd. drive, capped off by a 53-yd. TD slant to WR Miles Austin, making it a one score game heading into the half. Dallas lost its starting QB for a brief stretch in the 3rd qtr., when it appeared Romo's rib injury - occurring on the 3rd play of the game - had become too much of a hindrance. Backup QB Jon Kitna started the 3rd qtr. and threw a tying TD pass and 2 INTs in relief. Displaying good ball skills and awareness, CB Tramaine Brock came up with his 2nd INT of the season in as many weeks, reacting to a Kitna tipped pass and coming up with the turnover. Smith and the 49ers took advantage of the Cowboys turnover with a deep pass down the right sideline to TE Delanie Walker for 29 yds. and the go-ahead TD entering the 4th qtr. K David Akers connected on a 55-yd. FG, marking the longest FG in Candlestick Park history, and the Niners built up a 10-pt. cushion. The Cowboys charged back from the 24-14 deficit when Romo hit Austin for a leaping 25-yd. TD, and then directed a 10-play, 44-yd. drive in the final 4 minutes that ended with an overtime-forcing, 48-yd. field goal. After the Cowboys' defense forced a punt on the 49ers first OT drive, Romo found backup WR Jesse Holley in stride for a 77-yd. gain that set up 19-yd. game-winning FG.

NOTES: The 49ers defense held the Cowboys to 7 yds. rushing (9 atts.) in the 1st half. The 7 yds. allowed tie for the fewest rush. yds. yielded in the 1st half by the 49ers since 12/18/95 vs. Min. (7 yds. on 8 atts.)...WR Kyle Williams hauled in a 12-yd. TD recept. from QB Alex Smith. The TD recept. for Williams was his 1st career NFL TD on just his 2nd career recept.... With a 75% completion percentage in Week 1 vs. Sea. (9/11/11) and a 66.7 % total in Week 2 vs. Dal. (9/18/11), it marks the 1st time since 11/12/06 at Det. (70.0%) and 11/19/06 vs. Sea. (76.0%) that Alex Smith has posted consecutive weeks with completion percentages of 66.7%-or-higher...S Donte Whitner notched his 1st INT as a Niner and 6th career INT. It marked his 1st INT since 12/5/10 at Min. as a member of the Buffalo Bills...CB Tramaine Brock recorded his 2nd career INT after CB Carlos Rogers batted it in the air. Brock notched his second INT in as many weeks...With INTs in back-to-back weeks, Brock became the 1st 49er to register an INT in consecutive games since CB Dre' Bly (12/20/09 at Phi. and 12/27/09 vs. Det.)...TE Delanie Walker caught a 29-yd. TD pass to record his 3rd career TD and 1st since 12/2/07 at Car...K David Akers connected on a 55-yd. FG, marking the 3rd longest FG in franchise history (Joe Nedney, 56 yds. at StL - 12/24/05 and Mike Cofer, 56 yds. at Atl. - 10/14/90). The 55-yarder is the 2nd longest of his career (57 yds. vs. NE - 9/14/03)...DT Ray McDonald registered his 7th career sack, marking the 1st time he has recorded sacks in multiple weeks since 9/13/09 at Arz. and 9/20/09 vs. Sea...The 49ers run defense has not allowed a 100-yd. rusher in the last 24 games, which marks the longest active streak in the NFL. The next closest team to not allow a 100-yd. rusher is Chicago (11)...The 49ers offense converted 8-16 third down atts. (50%), marking the 1st time the team has recorded at least 50% or better on third down since 11/29/10 at Arz. (7-13 - 53.8%)... The 49ers special teams unit ranks 1st in the NFL, averaging 43.8 yds. per kickoff return and t-1st with 1 TD.

	1st	2nd	3rd	4th	OT	Pts
Dallas	0	7	7	10	3	27
San Francisco	0	14	7	3	0	24

- SF** - F. Gore, 1 run (D. Akers) (11-68, 6:40)
- SF** - K. Williams, 12 pass from A. Smith (D. Akers) (9-48, 4:23)
- DAL** - M. Austin, 53 pass rom T. Romo (D. Bailey) (4-71, 1:17)
- DAL** - M. Austin, 5 pass from T. Romo (D. Bailey) (5-18, 2:09)
- SF** - D. Walker, 29 pass from A. Smith (D. Akers) (1-29, 0:05)
- SF** - D. Akers, 55 FG (4-9, 3:15)
- DAL** - M. Austin, 25 pass from T. Romo (D. Bailey) (9-80, 4:17)
- DAL** - D. Bailey, 48 FG (10-44, 4:03)
- DAL** - D. Bailey, 19 FG (2-77, 0:50)

TEAM STATISTICS	DAL	SF
First Downs	20	14
Net Yards Gained	472	206
Rushes/Yards	22/45	24/74
Net Yards Passing	427	206
Att/Comp/INT	43/26/2	24/16/1
Sacked/Yards Lost	1/5	6/47
Punts/Average	4/48.5	6/55.3
Fumbles/Lost	3/0	0/0
Penalties/Yards	8/83	5/25
Time of Possession	32:10	30:43
3rd Down Efficiency	6/14 (43%)	8/16 (50%)

RUSHING: 49ERS - F. Gore 20-47-1 TD, A. Smith 3-21, A. Dixon 1-6...
COWBOYS - F. Jones 9-25, D. Murray 6-21, T. Choice 5-5, M. Austin 1-(-2), K. Ogletree 1-(-4).

RECEIVING: 49ERS - T. Ginn Jr. 4-38, J. Morgan 3-35, F. Gore 3-17, D. Walker 2-38-1 TD, V. Davis 2-18, B. Edwards 1-21, K. Williams 1-12-1 TD ...
COWBOYS - M. Austin 9-143-3 TDs, J. Witten 7-102, J. Holley 3-96, K. Ogletree 2-50, T. Choice 2-24, J. Phillips 1-8, F. Jones 1-5, D. Murray 1-4.

PASSING: 49ERS - A. Smith 24-16-179-1-2 TDs...
COWBOYS - T. Romo 33-20-345-0-2 TDs, J. Kitna 10-6-87-2-1 TD.

INTs: 49ERS - T. Brock 1-18, D. Whitner 1-0 ...
COWBOYS - A. Ball 1-15.

SACKS: 49ERS - R. McDonald 1.0 ...
COWBOYS - J. Hatcher 2.0, J. Ratliff 1.0, D. Ware 2.0, A. Spencer 1.0.

49ERS TURNOVER RATIO: +1 (0 fumble, 1 INT/0 fumbles, 2 INTs).

Weather: Sunny
Temperature: 70 degrees
Wind: Northeast 3 mph
Playing Surface: Natural Grass
Time: 3:26
Attendance: 69,732





SUNDAY, SEPTEMBER 25
SAN FRANCISCO 13, CINCINNATI 8
PAUL BROWN STADIUM



The 49ers traveled to the Eastern time zone for a 10-day, two-game trip, opening up against the Cincinnati Bengals. With the chance to bounce back from a heartbreaking 27-24 OT loss against the Dallas Cowboys in Week 2, San Francisco did just that and survived a 13-8 opening road victory. The NFL's top-ranked rush defense limited Bengals RB Cedric Benson to just 64 yds. on 17 carries. It was the 25th straight game the 49ers didn't allow a 100-yd. rusher, marking the longest active streak in the NFL. Passing right out of the gate, the Bengals and QB Andy Dalton completed 5 passes on the opening drive to get down to the Niners 2-yd. line. He couldn't, however, connect with WR Jerome Simpson on 3rd-and-goal and the Bengals settled for a 22-yd. FG to start the game. The teams then traded punts throughout the 1st half and San Francisco went into the locker room down 3-0 as QB Alex Smith was 9 for 17 passing for 74 yds.. The 49ers held the ball for 5 minutes on the opening possession of the 2nd half, but could not advance past midfield. San Francisco did flip the field however after the Bengals were forced to punt on the next possession to finally give the Niners field position beyond their own 20-yd. line. The 49ers quickly took advantage when Smith hit TE Vernon Davis on a streak down the right sideline that took the ball all the way down to the Bengals 6-yd. line. A potential TD catch by WR Michael Crabtree was nullified after the officials ruled that he went out of bounds before returning to make a high-flying grab in the end zone. A Bengals personal foul, then set up a 1st and goal at the 5-yd. line, but the 49ers were stopped and settled for a K David Akers 23-yd. FG that tied the game 3-3. After a RB Frank Gore fumble deep in San Francisco territory, the Niners defense held Cincinnati to just a 23-yd. FG with 9:08 remaining in the 4th qtr. The 49ers answered with a 10-play, 72-yd. drive, capped off by a 7-yd. TD run by RB Kendall Hunter, putting the Niners in the lead 10-6. After Hunter's 1st career TD run, Dalton threw an INT that landed in the hands of CB Carlos Rogers and led to an eventual Akers 53-yard field goal for a 13-6 lead. The crowd headed for the exits when S Reggie Smith intercepted Dalton once again with 1:45 left. The 49ers took a safety in running out the clock to collect their first road win at Cincinnati since 12/9/90 and improved their overall series record vs. Cincinnati to 11-3.

NOTES: The Niners improved their overall series record vs. Cincinnati to 11-3, including a record of 4-2 on the road...The 49ers beat a team from the AFC North division for the 1st time since beating the Bengals 20-13 at Candlestick Park (12/15/07)...The 49ers won for the 1st time at Cincinnati since 12/9/90, when they defeated the Bengals 20-17 in overtime...K David Akers made his 300th career field goal on a 23-yarder in the 3rd quarter, ranking him 6th among active players for career field goals made... TE Vernon Davis recorded his 6th career 100-yd game (last at GB - 12/5/10 - 126 yds.), finishing the day with 8 receipts. for 114 yds...Davis' 114 rec. yds. are the most by a TE in 2011... CB Carlos Rogers picked off Bengals QB Andy Dalton, marking his 1st INT as a 49er and 1st since 12/26/10 at Jax...S Reggie Smith sealed the victory for the 49ers after intercepting Dalton with 1:45 left on the game clock. The pick for Smith was his 1st since 12/12/10 vs. Sea...RB Kendall Hunter notched his first career TD on a 7-yd. run late in the 4th qtr. to give the 49ers a 10-6 lead. He finished the day with 9 carries for 26 yds. a 1 TD...Hunter also recorded the 1st receipt. of his career, finishing the day with 2 receipts. for 12 yds...FB Bruce Miller made his 1st career start...On the 1st play from scrimmage for Miller, he hauled in an 11-yd. receipt, also the 1st of his career...The 49ers defense held the Bengals offense to just one 3rd down conversion on the day (1-10, 10%), marking the lowest 3rd down conversion percentage allowed since 12/7/08 vs. NYJ (1-10, 10%)...According to Statspass, the one 3rd down conversion allowed ties for the fewest 3rd down conversions allowed by the team since 1991 (11 times, last 12/14/08 at Mia. - 1 for 7).

	1st	2nd	3rd	4th	Pts
San Francisco	0	0	3	10	13
Cincinnati	3	0	0	5	8

- CIN** - M. Nugent, 22 FG (12-76, 6:16)
- SF** - D. Akers, 23 FG (8-48, 4:21)
- CIN** - M. Nugent, 23 FG (5-11, 1:25)
- SF** - K. Hunter, 7 run (D. Akers) (10-72, 5:05)
- SF** - D. Akers, 53 FG (4-3, 1:38)
- CIN** - A. Lee, OB in end zone for Safety

TEAM STATISTICS	SF	CIN
First Downs	16	14
Net Yards Gained	226	228
Rushes/Yards	29/50	20/79
Net Yards Passing	176	149
Att/Comp/INT	30/20/0	32/17/2
Sacked/Yards Lost	5/25	1/8
Punts/Average	7/45.7	7/45.3
Fumbles/Lost	3/1	1/1
Penalties/Yards	12/70	6/40
Time of Possession	35:20	24:40
3rd Down Efficiency	5/15 (33%)	1/10 (10%)

RUSHING: 49ERS - F. Gore 17-42, K. Hunter 9-26-1 TD, B. Miller 1-2, V. Davis 1-(-2), A. Lee 1-(-18) ... **BENGALS** - C. Benson 17-64, B. Scott 2-10, A. Dalton 1-5.

RECEIVING: 49ERS - V. Davis 8-114, B. Miller 4-25, M. Crabtree 3-24, J. Morgan 2-17, K. Hunter 2-12, D. Walker 1-9 ... **BENGALS** - A. Caldwell 6-53, J. Gresham 4-51, A. Green 4-29, D. Lee 1-11, B. Leonard 1-7, J. Simpson 1-6.

PASSING: 49ERS - A. Smith 30-20-201-0-0 TDs ... **BENGALS** - A. Dalton 32-17-157-2-0 TDs.

INTs: 49ERS - R. Smith 1-11, C. Rogers 1-0 ... **BENGALS** - None.

SACKS: 49ERS - A. Brooks 1.0 ... **BENGALS** - J. Fanene 2.0, F. Rucker 1.0, G. Atkins 1.0, D. Skuta 0.5, C. Crocker 0.5.

49ERS TURNOVER RATIO: +2 (1 fumble, 0 INTs/1 fumble, 2 INTs).

Weather: Cloudy
Temperature: 71 degrees
Wind: East 2 mph
Playing Surface: FieldTurf
Time: 3:07
Attendance: 43,363





SUNDAY, OCTOBER 2
SAN FRANCISCO 24, PHILADELPHIA 23
LINCOLN FINANCIAL FIELD



The 49ers superb 2nd half play propelled them to a come-from-behind, 24–23, victory against the Eagles within the confines of hostile Lincoln Financial Field. Coming off an impressive road victory against the Cincinnati Bengals a week prior, the Niners were looking to win consecutive road wins, something they had not done since 2006. Down 23–3, QB Alex Smith went to work in the 3rd qtr. and threw a career best 179 passing yds. in the qtr. Smith finished the day with a rating of 112.1, improving his record to 12–1 when he has a passer rating of 96.0 or better. After the Eagles went 3–and–out on their 1st possession of the game, the 49ers took over on the ensuing drive, moving the ball 65 yds. before stalling on a missed 44–yd. FG by K David Akers. The Niners quickly regained possession after CB Carlos Rogers picked off Eagles QB Michael Vick for a 27 yd. return, but the 49ers could not capitalize on the Eagles turnover and were forced to punt the ball away. Vick and the Eagles then marched down the field on a 6–play, 76–yd. drive, capped off by a TE Clay Harbor 16–yd. TD recept. to give the Eagles a 7–0 lead. The two sides traded FGs their next possessions and the Eagles took a 13–3 lead before going into the half leading 20–3. A 49ers blocked FG on a 45–yd. attempt by David Akers opened the 2nd half and Eagles K Alex Henery responded and made a 33–yd. FG to give the Eagles a 23–3 lead. The 49ers bounced back with a 4–play, 80–yd. drive, capped off by a WR Joshua Morgan 30–yd. TD recept. On the Niners next possession, Smith hit WR Michael Crabtree with a 38–yd. pass and finished the drive by hitting TE Vernon Davis with a 9–yd. TD recept. that made it a 23–17 game. After 2 Eagles missed FG’s, the 49ers took over and Smith got them moving down the field. RB Frank Gore broke a big run for 25 yds. to open the drive. RB Kendall Hunter then broke a 14–yd. run to put the 49ers on the Philly 12–yd. line. Gore then ran in from 12 yards on the 77–yard drive that ended with his powerful surge into the end zone and a 24–23 lead. The Eagles had a chance to go down the field and score as Vick hit WR Jeremy Maclin for a 33–yd. pass. The drive then stalled after Vick hit Maclin again with a 17–yd. pass, but DT Justin Smith forced a fumble that was recovered by S Dashon Goldson with 2:15 remaining for the 49ers to seal the victory and the comeback.

NOTES: Head coach Jim Harbaugh became the 3rd 49ers head coach to win his first two road games...The 49ers won consecutive road games for the 1st time since 2006, winning at Sea. (12/14) and at Den. (12/31)...The Niners were down 23–3 in the 3rd qtr. and came back to win 24–23. The 20–pt. deficit overcome by the team was the most since 10/20/96 vs. Cin. In that game, the Bengals led 21–0 in the 2nd qtr. and the 49ers came back to win 28–21...The 49ers defense forced 3 turnovers at Phi. (2 FR, 1 INT)...RB Frank Gore rushed for 127 yds. and a TD, marking his 25th career 100–yd. game. The 49ers are 18–7 when Gore hits the century mark on the ground... With 291 yds. on the day, QB Alex Smith surpassed the 10,000 passing yds. mark, making him the 6th QB in franchise history to pass for over 10,000 yds. Smith threw for 179 yds. in the 3rd qtr., marking the most passing yds. by him in any qtr. during his career. Smith finished the day with a rating of 112.1...WR Joshua Morgan caught his 1st TD of the season and 9th of his career on a 30–yd. recept. from QB Alex Smith. It also marked his 2nd consecutive game with a TD at Phi. (12/20/09)...DT Justin Smith stripped Eagles WR Jeremy Maclin with just over 2 minutes to go in the 4th qtr., marking his 2nd FF of the season and 11th of his career. The loose ball was recovered by S Dashon Goldson, marking his 1st FR of the season and 2nd of his career... CB Carlos Rogers recorded his 2nd INT of the season, picking off Eagles QB Michael Vick in the 1st quarter...Rookie LB Aldon Smith notched his 1.5 sacks...Rookie RB Kendall Hunter made his 1st career start, becoming the 1st rookie running back to start a game for the 49ers since Glen Coffee in 2009 (vs. Atl. – 10/11)...Rookie QB Colin Kaepernick made his 49ers debut.

	1st	2nd	3rd	4th	Pts
San Francisco	0	3	14	7	24
Philadelphia	7	13	3	0	23

- PHI** – C. Harbor, 16 pass from M. Vick (A. Henery) (6–76, 3:28)
- SF** – D. Akers, 37 FG (9–57, 4:46)
- PHI** – A. Henery, 32 FG (6–66, 2:14)
- PHI** – A. Henery, 32 FG (10–56, 4:08)
- PHI** – L. McCoy, 5 pass from M. Vick (A. Henery) (5–23, 0:54)
- PHI** – A. Henery, 33 FG (5–25, 2:14)
- SF** – J. Morgan, 30 pass from A. Smith (D. Akers) (4–80, 2:10)
- SF** – V. Davis, 9 pass from A. Smith (D. Akers) (5–77, 2:32)
- SF** – F. Gore, 12 run (D. Akers) (8–77, 3:28)

TEAM STATISTICS	SF	PHI
First Downs	22	23
Net Yards Gained	442	513
Rushes/Yards	25/164	20/108
Net Yards Passing	278	405
Att/Comp/INT	33/21/0	46/30/1
Sacked/Yards Lost	3/13	2/11
Punts/Average	4/49.5	2/43.5
Fumbles/Lost	2/1	2/2
Penalties/Yards	5/40	5/55
Time of Possession	28:52	31:08
3rd Down Efficiency	5/12 (42%)	5/13 (38%)

RUSHING: 49ERS – F. Gore 15–127–1 TD, K. Hunter 9–38, A. Smith 1–(–1) ... **EAGLES** – M. Vick 8–75, L. McCoy 9–18, R. Brown 3–15.

RECEIVING: 49ERS – M. Crabtree 5–68, V. Davis 4–45–1 TD, J. Morgan 3–65–1 TD, D. Walker 3–20, K. Hunter 2–62, F. Gore 2–12, B. Miller 1–15, K. Williams 1–4 ... **EAGLES** – J. Maclin 7–74, D. Jackson 6–171, J. Avant 6–69, L. McCoy 6–34–1 TD, C. Harbor 3–55–1 TD, O. Schmitt 1–11, B. Celek 1–2.

PASSING: 49ERS – A. Smith 33–21–291–0–2 TDs ... **EAGLES** – M. Vick 46–30–416–1–2 TDs.

INTs: 49ERS – C. Rogers 1–27 ... **EAGLES** – None.

SACKS: 49ERS – Ald. Smith 1.5, R. McDonald 0.5 ... **EAGLES** – J. Babin 3.0.

49ERS TURNOVER RATIO: +2 (1 fumble, 0 INTs/2 fumbles, 1 INT).

Weather: Cloudy
Temperature: 54 degrees
Wind: South/Southeast 20 mph
Playing Surface: Grass
Time: 3:24
Attendance: 69,144





**SUNDAY, OCTOBER 9
TAMPA BAY 3, SAN FRANCISCO 48
CANDLESTICK PARK**



San Francisco flew past Tampa Bay in a 48–3 rout at Candlestick Park to move the team to 4–1 for the first time since 2002. RB Frank Gore ran for a TD in his second straight 100–yd. rushing game and QB Alex Smith threw 3 TDs on the day to deliver the 49ers most lopsided regular season victory since a 48–0 shutout of the Los Angeles Rams (12/27/1987). Smith’s first TD emerged after finding TE Delanie Walker in the end zone for a 26–yd. TD on the team’s opening drive. The Bucs and QB Josh Freeman answered by marching 74 yds. down the field on 13 plays before settling for a 24–yd. FG and their only score of the game. On a pass intended for TE Kellen Winslow early in the 2nd qtr., CB Carlos Rogers extended his arms and his streak, collecting his 3rd straight INT in as many games, returning it 31 yds. for a TD and erasing RB Frank Gore’s fumble in the closing seconds of the 1st qtr. At 14–3, the Niners would again interrupt Tampa Bay’s game plan when rookie CB Chris Culliver picked off Freeman, leading to a 2–yd. TD run from Gore. Gore’s scoring run gave him 38 rushing TDs for his career, 4th on the franchise list. K David Akers later hit a 37–yd. FG to make it 24–3 heading into halftime. Smith hit 4 different receivers on completions of 12 yds. or longer in the 1st half. He opened the 3rd qtr. the same fashion as the 1st, but this time he found TE Vernon Davis in the end zone on a 23–yd. scoring strike to stretch the lead to 31–3. The Niners would settle for a 27–yd. FG their next possession before S Dashon Goldson forced a fumble that was picked up by LB Patrick Willis, prompting Davis to strike again for a 14–yd. TD receipt., marking his second score on the day. Smith finished the game with a QB rating of 127.2, marking the first time in his career he recorded a QB rating of 100+ in consecutive games (112.1 at Phi.). In the final minutes, rookie QB Colin Kaepernick joined the scoring frenzy and led the Niners 90 yds. on 11 plays, capped off with a 1–yd. TD run from RB Anthony Dixon. During the drive WR Joshua Morgan suffered a lower leg injury on the tackle after his 19–yd receipt. was cut short near the goal line. Morgan tallied a game–high 5 receipts. for 75 yds. on the day.

NOTES: Head coach Jim Harbaugh became the 5th 49ers head coach to start his career 4–1 ... The 49ers scored 48 pts. vs. TB, marking the most pts. scored by the team since 12/7/03 vs. Arz. – 50 pts. San Francisco defeated the Buccaneers by 45 pts., marking the largest margin of victory for the team in the regular season since Dec. 27, 1987 when they won by 48 pts. vs. LA Rams on 12/27/87 (48–0) ... The 49ers rushed for 213 yds. on the day and did not allow a sack, marking the first time since 12/14/06 at Sea. that the team rushed for over 200 yds. and did not allow a sack ... QB Alex Smith tossed 3 TDs on the day (26 yds., 23 yds. and 14 yds.), marking the first time since 12/12/10 vs. Sea. that he had 3 passing TDs in a game ... Smith connected with TE Delanie Walker on a 26–yd. TD pass ... TE Vernon Davis converted on 2 TD receipts. on the day (31st and 32nd career TDs) ... With 1 rushing TD on the day, RB Frank Gore moved into 4th place in franchise history with 38 career rushing TDs ... CB Carlos Rogers recorded his 3rd INT of the season and returned it 31–yds. for a TD. The return marked his 2nd career TD and first since 10/7/07 vs. Det. as a member of the Washington Redskins ... Rookie CB Chris Culliver notched his first career INT after picking off QB Josh Freeman in the 2nd qtr.... S Dashon Goldson knocked the ball loose from Buccaneers WR Mike Williams, tallying his first FF of the season and 4th of his career ... LB Patrick Willis recovered his 2nd fumble of the season and 4th FR of his career ... Rookie LB Aldon Smith registered 2 sacks on the day, giving him back–to–back games with a sack ... DT Justin Smith registered his 3rd sack of the season and 68th of his career ... RB Anthony Dixon registered his third career rushing TD and 1st since 11/29/10 at Arz.

	1st	2nd	3rd	4th	Pts
Tampa Bay	3	0	0	0	3
San Francisco	7	17	10	14	48

- SF** – D. Walker, 26 pass from A. Smith (D. Akers) (4–50, 2:28)
- TB** – C. Barth, 24 FG (13–74, 6:28)
- SF** – C. Rogers, 31 INT return (D. Akers)
- SF** – F. Gore, 2 run (D. Akers) (5–57, 2:35)
- SF** – D. Akers, 37 FG (6–32, 2:23)
- SF** – V. Davis, 23 pass from A. Smith (D. Akers) (7–80, 5:17)
- SF** – D. Akers, 27 FG (10–57, 4:26)
- SF** – V. Davis, 14 pass from A. Smith (D. Akers) (4–36, 1:15)
- SF** – A. Dixon, 1 run (D. Akers) (11–90, 6:09)

TEAM STATISTICS	TB	SF
First Downs	14	28
Net Yards Gained	272	418
Rushes/Yards	23/86	36/213
Net Yards Passing	186	205
Att/Comp/INT	35/18/2	19/11/0
Sacked/Yards Lost	3/8	0/0
Punts/Average	6/43.2	1/38.0
Fumbles/Lost	1/1	1/1
Penalties/Yards	9/96	3/30
Time of Possession	28:57	31:03
3rd Down Efficiency	7/16 (44%)	2/7 (29%)

RUSHING: 49ERS – F. Gore 20–125–1 TD, K. Hunter 9–65, T. Ginn Jr. 1–24, A. Dixon 2–4–1 TD, B. Miller 1–0, C. Kaepernick 2–(–)2, V. Davis 1–(–)3 ... **BUCCANEERS** – L. Blount 10–34, E. Graham 5–30, A. Bradford 5–13, K. Lumpkin 2–7, J. Freeman 1–2.

RECEIVING: 49ERS – J. Morgan 5–75, V. Davis 3–39–2 TDs, D. Walker 2–37–1 TD, M. Crabtree 2–36, F. Gore 2–18 ... **BUCCANEERS** – K. Winslow 5–54, M. Williams 4–28, A. Benn 3–46, L. Blount 2–31, D. Briscoe 2–18, P. Parker 1–13, K. Lumpkin 1–4.

PASSING: 49ERS – A. Smith 19–11–170–0–3 TDs, C. Kaepernick 3–3–35–0–0 TDs ... **BUCCANEERS** – J. Freeman 33–17–2–0 TDs, J. Johnson 2–1–7–0–0 TDs.

INTs: 49ERS – C. Rogers 1–31–1 TD, C. Culliver 1–23 ... **BUCCANEERS** – None.

SACKS: 49ERS – Ald. Smith 2.0, J. Smith 1.0 ... **BUCCANEERS** – None.

49ERS TURNOVER RATIO: +2 (1 fumble, 0 INTs/1 fumble, 2 INTs).

Weather: Sunny
Temperature: 62 degrees
Wind: Northeast 6 mph
Playing Surface: Grass
Time: 3:02
Attendance: 69,732





SUNDAY, OCTOBER 16
SAN FRANCISCO 25, DETROIT 19
FORD FIELD



Inside the 2-minute warning, the 49ers silenced a rowdy, sold out Ford Field as TE Delanie Walker stretched a 6-yd. recept. past the goal line for the game-winning TD over the previously unbeaten Detroit Lions. San Francisco snapped Detroit's 9-game win streak, the league's longest active streak, with its 25-19 come-from-behind victory. The 49ers improved to 5-1 for the 1st time since 1998 and won their 3rd straight road game, something the Niners hadn't done since 1992. On the 49ers 1st offensive snap, QB Alex Smith dropped back, but was blindsided by Lions DE Kyle Vanden Bosch, who stripped and recovered the football giving the Lions possession in 49ers territory. After the defense held the Lions to a 25-yd. FG., the next drive LB Aldon Smith issued 1 of his 2 sacks on Lions QB Matthew Stafford for a safety in the 2nd qtr. The safety was the 1st for the 49ers since 12/7/03 vs. the Arizona Cardinals. In the closing minutes before the half, K David Akers tied his season-best with a 55-yarder to send the 49ers into the locker room with a 12-10 lead. With 5:43 remaining in the 4th qtr. and needing a TD to overcome a 4-point deficit of 19-15, WR Ted Ginn Jr. gave the 49ers excellent field position as he returned a punt 40 yds. to Detroit's 35-yd. line. With 1:56 remaining in the game and the 49ers facing a 4th and goal from the 6-yd. line, Walker lined up out wide at WR and caught Smith's line drive pass, dragging Lions S Louis Delmas in the process, for the game-winning TD. The play stood after video review confirmed the ball broke the plane of the goal line before Walker was down. Akers gave San Francisco a six-point lead with 1:02 to go on a 37-yd. FG. Detroit had a chance to drive for a tying FG or a go-ahead TD, but couldn't get a 1st down against a swarming defense that recorded 5 sacks on Stafford. Alex Smith was 17-of-32 for 125 yds. and 1 TD, going early and often to WR Michael Crabtree, who matched a career high with 9 receipts. for 77 yds. RB Frank Gore rushed 15 times for 141 yds., including a season-long 55-yd. gain, and scored a TD that pulled the 49ers within 3 after they were outscored 10-0 in the 1st qtr. The 49ers run defense held the Lions to 18 rush attempts for 66 yds., extending their league-best 28-game streak without allowing a 100-yd. rusher. Smith guided the Niners to their 3rd, 4th qtr. come-from-behind road victory of the season, one short of tying QB Joe Montana with four (1989), for the most in 49ers history.

NOTES: Head coach Jim Harbaugh became the 3rd 49ers head coach to win his first three road games and became the 5th head coach in 49ers history to start 5-1...The 49ers won their first three road games for the first time since 1992...QB Alex Smith has led the 49ers on three come-from-behind victories this season (at Cin., at Phi. and at Det.), one short of tying QB Joe Montana with four (1989), for the most in 49ers history...The 49ers offense rushed for 203 yds. at Det. and 213 yds. last week vs. TB, marking the 1st time the team has rushed for over 200 yds. in back-to-back games since 1998 (12/6 at Car., 236 yds. and 12/14 vs. Det., 328 yds.)...The defense recorded 5 sacks on Lions QB Matthew Stafford...LB Aldon Smith recorded a career-high 2.0 sacks on the day. His first sack occurred in the end zone for a safety in the 2nd qtr. The safety by Smith was the 1st for the 49ers since 12/7/03 vs. Arz. when Cardinals RB Marcel Ship recovered a fumble in the end zone and was tackled by LB Jeff Ulbrich. Smith posted his second sack in the 4th qtr., which forced a fumble...RB Frank Gore rushed 15 times for 141 yds., including a season-long 55-yd. gain, and scored a TD that pulled the 49ers within 3 after they were outscored 10-0 in the 1st qtr...With 15 rush atts. on the day, RB Frank Gore moved into 3rd place in franchise history with 1,480 rush. atts., surpassing RB Joe Perry - 1,475 atts...WR Michael Crabtree hauled in 9 receipts. on the day, tying his career high (9 receipts. - 10/10/10 vs. Phi.)...K David Akers tied his season-best with a 55-yd. FG (t-3rd longest in franchise history) to send the 49ers into the locker room at half with a 12-10 lead...WR Brett Swain made his debut for the 49ers.

	1st	2nd	3rd	4th	Pts
San Francisco	0	12	3	10	25
Detroit	10	0	3	6	19

- DET** - J. Hanson, 25 FG (5-25, 2:01)
- DET** - B. Pettigrew, 16 pass from M. Stafford (J. Hanson) (7-69, 3:02)
- SF** - F. Gore, 1 run (D. Akers) (8-80, 4:47)
- SF** - Ald. Smith sacked M. Stafford in the end zone for a safety
- SF** - D. Akers, 55 FG (4-21, 0:55)
- DET** - J. Hanson, 24 FG (7-54, 2:12)
- SF** - D. Akers, 31 FG (6-67, 2:18)
- DET** - N. Burleson, 5 pass from M. Stafford (pass failed) (8-49, 2:55)
- SF** - D. Walker, 6 pass from A. Smith (D. Akers) (8-35, 3:38)
- SF** - D. Akers, 37 FG (4-6, 0:14)

TEAM STATISTICS	SF	DET
First Downs	14	21
Net Yards Gained	314	310
Rushes/Yards	29/203	18/66
Net Yards Passing	111	244
Att/Comp/INT	32/17/1	50/28/0
Sacked/Yards Lost	2/14	5/49
Punts/Average	9/47.8	8/43.8
Fumbles/Lost	1/1	2/0
Penalties/Yards	15/120	6/54
Time of Possession	29:39	30:21
3rd Down Efficiency	2/14 (14%)	2/15 (13%)

RUSHING: 49ERS - F. Gore 15-141-1 TD, K. Hunter 8-33, T. Ginn Jr. 2-21, A. Smith 2-5, B. Miller 1-3, A. Dixon 1-0 ... **LIONS** - J. Best 12-37, M. Morris 5-20, M. Stafford 1-9.

RECEIVING: 49ERS - M. Crabtree 9-77, T. Ginn Jr. 2-24, D. Walker 2-11-1 TD, V. Davis 2-8, F. Gore 2-5 ... **LIONS** - B. Pettigrew 8-42-1 TD, C. Johnson 7-113, J. Best 6-73, N. Burleson 4-34-1 TD, T. Young 1-14, W. Heller 1-9, M. Morris 1-8.

PASSING: 49ERS - A. Smith 32-17-125-1-1 TD ... **LIONS** - M. Stafford 50-28-293-0-2 TDs.

INTs: 49ERS - None ... **LIONS** - A. Spivey 1-30.

SACKS: 49ERS - Ald. Smith 2.0, J. Smith 1.5, A. Brooks 1.0, R. McDonald 0.5 ... **LIONS** - S. Tulloch 1.0, K. Vanden Bosch 1.0.

49ERS TURNOVER RATIO: -2 (0 fumbles, 0 INTs/1 fumble, 1 INT).

Weather: Dome
Playing Surface: Field Turf
Time: 3:39
Attendance: 62,061





SUNDAY, OCTOBER 30
CLEVELAND 10, SAN FRANCISCO 20
CANDLESTICK PARK



RB Frank Gore ran for 134 yds. and a TD, marking his fourth straight game with at least one score and over 125 yds. on the ground, as the 49ers beat the Cleveland Browns 20-10. The 49ers were built to stop the run and they did just that. For the 29th straight game, the 49ers did not allow a rusher to go over the century mark. San Francisco's defense registered four sacks, forced three fumbles and recorded an interception in winning their fifth straight game to up their record to 6-1 for the first time since 1998. The 49ers got off to a hot start in the 1st qtr., jumping on top 10-0. LB Ahmad Brooks sacked QB Colt McCoy on the 2nd play from scrimmage and DT Isaac Sopoaga scooped up the ball for a Niners 1st and 10 from Cleveland's 20. It took Gore three rushes for 14 yds. to punch it into the end zone for an early 7-0 lead. After a Cleveland punt, San Francisco charged up the field with Gore and RB Kendall Hunter combining for 50 rushing yds. on two plays. QB Alex Smith completed three passes, including a 17-yd. strike on T Joe Staley's first career recept., and the 49ers ended the 88-yd. drive with a 29-yd. FG by K David Akers. After the two teams traded possessions, Smith guided San Francisco on a 12-play, 64-yd. drive and capped it with a WR Michael Crabtree 2-yd. TD recept., which marked his first of the season. Cleveland answered before the half with a 52-yd. FG, narrowing the score 17-3. Early in the 3rd qtr., Gore muscled up the middle for a 2-yard gain, moving him past RB Roger Craig (7,064 yds.) into 2nd place on the 49ers all-time career rushing list. Despite their early success on offense, the Niners were quiet for the majority of the 2nd half, as the Browns stopped six consecutive drives. With a little over six minutes left in the game, McCoy threw a 45-yd. TD strike to WR Joshua Cribbs, making it a one score game at 17-10. On the final Niners drive, Sopoaga caught his 1st career recept. for 18 yds. on a key 3rd and 4. The 11-play, 65-yd. drive would eventually set up an Akers' 26-yd. FG and the final score.

NOTES: Head Coach Jim Harbaugh became the 5th rookie head coach in 49ers history to start 6-1 ... San Francisco improved to 6-1 for the first time since 1998 and recorded their first five-game winning streak since 2001 ... The 49ers went undefeated in the month of October for the first time since 1997 ... Jim Harbaugh improved to 2-0 vs. the AFC North Division in 2011 ... The 49ers offense tallied 253 yds. in the 1st half, the most net yds. gained by the 49ers in the 1st half in 2011 ... With 134 rushing yds. on the day, RB Frank Gore moved into 2nd place in franchise history for rushing yds., passing RB Roger Craig (7,064) ... RB Frank Gore scored his 5th rushing TD of the season on a 5-yd. rush, the 40th of his career ... Gore's TD marked the first time in his career that he scored a rushing TD in 4 consecutive games ... Gore tallied 103 rush. yds. in the 1st half, marking the 6th time in his career that he has hit the century mark in the 1st half. It is the 9th time in his career he had 100 rush. yds. in either half ... Left tackle Joe Staley hauled in the first reception of his career, taking it for a 17-yd. gain. Staley is the 1st 49ers offensive lineman to have a reception since C/G Chris Dalman (11/20/95 at Mia.). The 17-yd. recept. tied G Guy McIntyre for the longest recept. by an offensive lineman in franchise history (17 yds. on 9/18/88 vs. Atl.) ... DT Isaac Sopoaga recorded an 18-yd. recept., the 1st of his career. Since 1996, Sopoaga is t-3rd in the NFL for the most receiving yds. in a game by a defensive lineman ... WR Michael Crabtree hauled in his first TD recept. of the season and 9th of his career ... LB Ahmad Brooks tallied 2 sacks on the day ... Brooks, now notched a sack in back-to-back weeks for the 2nd time in his career (12/6/09 at Sea. - 1 sack and 12/14/09 vs. Arz. - 3 sacks) ... The fumble was recovered by DT Isaac Sopoaga, the 2nd fumble recovery of his career and 1st since 9/17/06 vs. StL ... With a FF in the 4th qtr., LB Parys Haralson ranked t-1st in the NFL with 3 FFs ... Rookie LB Aldon Smith registered his 6.5 sack of the season which ranked first among rookies in the NFL ... S Donte Whitner put a hit on Browns RB Chris Ogbonnaya in the 2nd qtr ... S Dashon Goldson picked off Browns QB Colt McCoy in the 3rd qtr., marking his first INT of the season and 6th INT of his career. It was also his first INT since 12/12/10 vs. Sea.

	1st	2nd	3rd	4th	Pts
Cleveland	0	3	0	7	10
San Francisco	10	7	0	3	20

- SF** - F. Gore, 4 run (D. Akers) (4-20, 1:35)
- SF** - D. Akers, 29 FG (11-88, 7:03)
- SF** - M. Crabtree, 2 pass from A. Smith (D. Akers) (12-64, 4:21)
- CLE** - P. Dawson, 52 FG (8-50) (1:31)
- CLE** - J. Cribbs, 45 pass from C. McCoy (P. Dawson) (8-80) (2:24)
- SF** - D. Akers, 26 FG (11-67, 4:21)

TEAM STATISTICS	CLE	SF
First Downs	18	19
Net Yards Gained	290	348
Rushes/Yards	23/66	39/174
Net Yards Passing	224	174
Att/Comp/INT	34/22/1	24/15/0
Sacked/Yards Lost	4/7	1/3
Punts/Average	6/44.0	5/53.6
Fumbles/Lost	5/1	1/0
Penalties/Yards	5/39	5/40
Time of Possession	27:07	32:53
3rd Down Efficiency	6/14 (43%)	6/15 (40%)

RUSHING: 49ERS - F. Gore 31-134-1 TD, K. Hunter 3-26, A. Smith 4-22, T. Ginn Jr. 1-(-8) ... **BROWNS** - J. Best 12-37, M. Morris 5-20, M. Stafford 1-9.

RECEIVING: 49ERS - M. Crabtree 5-54-1 TD, B. Edwards 4-42, V. Davis 2-27, J. Peelle 1-19, I. Sopoaga 1-18, J. Staley 1-17 ... **BROWNS** - J. Norwood 5-32, C. Ogbonnaya 5-24, G. Little 4-28, B. Watson 3-64, J. Cribbs 2-56-1 TD, E. Moore 2-17, A. Smith 1-20.

PASSING: 49ERS - A. Smith 24-15-177-0-1 TD ... **BROWNS** - C. McCoy 34-22-241-1-1 TD.

INTs: 49ERS - D. Goldson 1-0 ... **BROWNS** - None.

SACKS: 49ERS - A. Brooks 2.0, Ald. Smith 1.0, P. Willis 1-0 ... **BROWNS** - P. Taylor 1.0.

49ERS TURNOVER RATIO: +2 (0 fumbles, 0 INTs/1 fumble, 1 INT).

Weather: Sunny
Playing Surface: Natural Grass
Time: 3:06
Attendance: 69,732





SUNDAY, NOVEMBER 6
SAN FRANCISCO 19, WASHINGTON 11
FEDEX FIELD



San Francisco improved to 7–1 for the first time since 1997 and extended its 6–game winning streak after topping the Washington Redskins, 19–11, on the road. With all four of their road victories coming from Eastern time zone kickoffs, the 49ers remained unbeaten on the road for the first time since 1992. RB Frank Gore ran for 107 yds. on 19 carries and set a new franchise record with 5 consecutive 100–yd. rushing games. QB Alex Smith spread the ball out to 8 different receivers and connected on 17 of 24 passes for 200 yds. and a TD. The 49ers point–stingy defense forced three turnovers and converted them into 10 points. With less than a minute remaining in a scoreless 1st qtr., S Dashon Goldson intercepted QB John Beck’s intended pass to TE Fred Davis near midfield. K David Akers cashed in on the turnover with a 52–yd. FG to become the first kicker in franchise history to make four 50+ yd. FGs in a season. After the two teams traded possessions, the Niners moved the ball back into Washington’s territory after Smith scrambled for an 8–yd. gain. An explosive 27–yd. run by Gore and an 8–yd. gain from RB Kendall Hunter eventually set up another FG, this time for 34 yds. After Washington took the field with 1:41 remaining before halftime, LB Patrick Willis stripped the ball away from RB Roy Helu and S Donte Whitner recovered it for his 2nd career FR. On the next play, Smith promptly hit rookie FB Bruce Miller for a 30–yd. TD pass to give the 49ers a 13–0 lead late in the 1st half. The Redskins avoided a 1st–half shutout thanks to K Graham Gano’s franchise–record, 59–yd. FG as the 1st half expired. The Redskins first play in the 3rd qtr. ended abruptly when LB Ahmad Brooks brought down Beck for a 3–yd. loss, picking up his 5th sack of the season. The Redskins went 3–and–out and Akers converted on a 45–yd. FG on the ensuing drive for a 16–3 lead. In the opening minutes of the 4th qtr., the 49ers burnt up 7:19 of the clock with a 10–play, 64–yd. drive capped off by a 20–yd. FG for a 19–3 advantage. Willis recorded his 2nd FF of the game in the 4th qtr., while his sidekick LB NaVorro Bowman scooped it up for his 2nd FR of the season. With 1:10 remaining, Beck connected with WR Jabar Gaffney on a 9–yd. pass for a TD and 2–point conversion. With Gano on the field to attempt an onside kick, TE Vernon Davis joined the 49ers special teams unit and secured the win with the recovery.

NOTES: The 49ers improved their overall series record vs. the Redskins to 18–10–1 ... San Francisco improved to 7–1 and recorded its 1st 6–game winning streak since 1997 ... It marked the 1st time the 49ers won at least 4 games in a season with a 10:00 am PT start since 1990 ... RB Frank Gore recorded 107 rushing yds. on 19 carries, setting a franchise record with 5 consecutive 100–yd. rushing games. He notched a 26–yd. rush in the 2nd qtr. marking his 5th consecutive game with at least one rush of 20+ yds ... K David Akers connected on a 52–yd. FG in the 2nd qtr., to become the 1st 49ers kicker in franchise history to make four 50+ yd. FGs in a season ... QB Alex Smith completed 17 of 24 passes for 200 yds. and a TD. He connected with 8 different receivers and posted a 109.7 rating ... FB Bruce Miller hauled in his 1st TD recept. of his career on a 30–yd. pass from Smith. The 30–yd. TD recept. also marked the longest recept. of his career ... The 49ers did not allow a rushing TD at Was., extending their active streak of 8 consecutive games to not allow a rushing TD ... The defense registered 6 PDs on the day. Their 60 total PDs rank 1st in the NFL this season ... LB Patrick Willis recorded 2 FFs, marking his 2nd career game with 2 FFs (vs. Atl. 10/11/09) ... LB NaVorro Bowman recorded his 2nd FR of the season and 2nd of his career ... S Donte Whitner recovered his 1st FR of the season and 2nd of his career ... S Dashon Goldson picked off QB John Beck for his 2nd INT of the season and 7th of his career. The INT marked the 1st time in his career that he has recorded an INT in back–to–back games ... LB Ahmad Brooks tallied his 5th sack of the season and 18th of his career. The sack marked the 1st time in his career that he registered a sack in 3 consecutive games.

	1st	2nd	3rd	4th	Pts
San Francisco	0	13	3	3	19
Washington	0	3	0	8	11

- SF** – D. Akers, 52 FG (6–22, 2:42)
- SF** – D. Akers, 34 FG (6–39, 2:23)
- SF** – B. Miller, 30 pass from A. Smith (D. Akers) (1–30, 0:06)
- WAS**– G. Gano, 59 FG (7–32) (1:03)
- SF** – D. Akers, 45 FG (9–35, 4:48)
- SF** – D. Akers, 20 FG (10–64, 6:30)
- WAS**– J. Gaffney, 9 pass from J. Beck (J. Beck–L. Hankerson) (11–72, 2:56)

TEAM STATISTICS	SF	WAS
First Downs	15	17
Net Yards Gained	326	303
Rushes/Yards	32/138	15/52
Net Yards Passing	188	251
Att/Comp/INT	24/17/0	47/30/1
Sacked/Yards Lost	2/12	1/3
Punts/Average	5/44.6	5/48.8
Fumbles/Lost	1/1	4/2
Penalties/Yards	9/55	3/35
Time of Possession	32:19	27:41
3rd Down Efficiency	3/12 (25%)	5/12 (42%)

RUSHING: 49ERS – F. Gore 19–107, K. Hunter 8–25, A. Smith 4–9, D. Walker 1–(–3) ... **REDSKINS** – R. Helu 10–41, J. Beck 4–9, R. Torain 1–2.

RECEIVING: 49ERS – M. Crabtree 5–51, V. Davis 4–41, B. Edwards 2–30, D. Walker 2–15, B. Miller 1–30–1 TD, T. Ginn Jr. 1–14, K. Williams 1–12, F. Gore 1–7 ... **REDSKINS** – R. Helu 14–105, F. Davis 4–42, J. Gaffney 4–40–1 TD, L. Hankerson 4–34, T. Austin 2–14, D. Young 1–12, R. Torain 1–7.

PASSING: 49ERS – A. Smith 24–17–200–0–1 TD ... **REDSKINS** – J. Beck 47–30–254–1–1 TD.

INTs: 49ERS – D. Goldson 1–0 ... **REDSKINS** – None.

SACKS: 49ERS – A. Brooks 1.0 ... **REDSKINS** – R. Kerrigan 1.0, B. Orakpo 1.0.

49ERS TURNOVER RATIO: +2 (1 fumble, 0 INTs/2 fumbles, 1 INT).

Weather: Sunny
Playing Surface: Grass
Time: 3:03
Attendance: 78,032





SUNDAY, NOVEMBER 13
NEW YORK GIANTS 20, SAN FRANCISCO 27
CANDLESTICK PARK



The 49ers stopped a late Giants rally and secured their seventh straight victory, 27–20, in the Fox Sports ‘Game of the Week.’ The hero of the game on defense was DT Justin Smith who had seven tackles and the most important pass deflection in his career. With 34 seconds remaining in the game, Smith batted down Giants QB Eli Manning’s 4th–down pass from the 49ers 10–yd. line to end the Giants drive and any hopes of victory. “He’s having a great year, should be in the MVP conversation,” Head Coach Jim Harbaugh said of Justin Smith after his team improved to 8–1 for the first time since 1997. “He’s having that kind of a year for us. He’s got a huge heart.” QB Alex Smith was impressive, completing 19 of 30 passes for 242 yds. and 1 TD, while rushing for 27 yds. on 6 carries. The matchup began with K David Akers and Giants K Lawrence Tynes trading FGs in the 1st half. Akers connected on 4 for 4 FGs of the day, nailing them from 36, 52, 39 and 28 yds. His 52–yd. FG marked his 5th, 50+ yd. FG in as many tries. On the ensuing kickoff, San Francisco surprised the Giants with an onside kick, and TE Delanie Walker recovered the ball at the 47 yd. line. Akers finished the 7–play, 32–yd. drive with a 39–yd. FG with 1:49 remaining in the first half. Manning was then intercepted by CB Carlos Rogers, but was countered with a pickoff by CB Corey Webster to end the half with the 49ers leading 9–6. The 49ers started the 2nd half with a 10–play, 70–yd. drive to set up Akers’ 28–yarder for a 12–6 lead. Faced with a 3rd–and–6 from the 13, Manning responded and lofted a pass into the right corner of the end zone for WR Mario Manningham to come down inbounds for a TD and a 13–12 lead. After trading possessions, the 49ers took over at midfield following a 29–yd. punt. After a neutral zone infraction gave San Francisco a set of new downs, RB Kendall Hunter’s 6–yd. run put the ball at the 31. Smith found TE Vernon Davis for 31–yds. on the next play, who sprinted down the left sideline and leaped over the safety for the score. WR Michael Crabtree converted the 2–pt. conversion with a catch for a 20–13 lead with 13:22 to play. On the Giants’ next drive, Rogers notched his second INT of the day after picking off Manning for his first career multi–pick game. The 49ers next play featured Hunter slipping through the line and jaunting 17–yds. for a TD to increase the lead to 27–13. The Giants marched down the field and answered after WR Hakeem Nicks caught the ball and was tackled into the end zone, making it a 27–20 contest with 8:37 to go. After trading possessions the Giants pushed the ball back into 49ers territory to the 10, but New York was held to zero yds. over the next three plays.

NOTES: San Francisco improved to 8–1 for the first time since 1997 and recorded their first seven–game winning streak since 1997 ... Head Coach Jim Harbaugh became the 3rd rookie head coach in 49ers history to start 8–1 ... The 49ers run defense had not allowed a 100–yd. rusher in the last 31 games, which marked the longest active streak in the NFL ... K David Akers made 4–of–4 FGs, including a 52–yd. FG in the 2nd qtr. for his 5th 50+ yd. FG of the season ... The Niners successfully executed an onside kick in the 2nd qtr. after TE Delanie Walker recovered the kick by Akers. The last time the 49ers recovered an onside kick was 12/23/07 vs. TB (K Joe Nedney kick recovered by TE Delanie Walker) ... QB Alex Smith completed 19 of 30 passes for 242 yds. and 1 TD, while rushing for 27 yds. on 6 carries. Smith tossed his 11th TD of the season and 62nd of his career on a 31–yd. catch and run to TE Vernon Davis. The TD recept. by Davis ranked him t–1st in franchise history for the most TD receipts. among TEs (Brent Jones), with 33 career TDs ... WR Michael Crabtree converted on a 2–pt. conversion, his first and the first for the 49ers since 9/20/10 vs. NO ... CB Carlos Rogers recorded 2 INTs on the day to register his first career multi–pick game ... Following Rogers’ INT, rookie RB Kendall Hunter took a handoff 17 yds. for his 2nd career rushing TD ... LB Patrick Willis registered his 2nd sack of the season and 17th of his career after bringing down Giants QB Eli Manning ... TE Delanie Walker tied his career high with 6 receipts. for 69 yds.

	1st	2nd	3rd	4th	Pts
New York Giants	3	3	7	7	20
San Francisco	3	6	3	15	27

- NYG** – L. Tynes, 23 FG (14–75, 8:33)
- SF** – D. Akers, 36 FG (12–62, 6:02)
- NYG** – L. Tynes, 25 FG (13–73, 6:20)
- SF** – D. Akers, 52 FG (6–46, 4:05)
- SF** – D. Akers, 39 FG (7–32, 3:11)
- SF** – D. Akers, 28 FG (10–70, 3:46)
- NYG** – M. Manningham, 13 pass from E. Manning (L. Tynes) (10–84, 5:38)
- SF** – V. Davis, 31 pass from A. Smith (A. Smith–M. Crabtree) (4–50, 1:59)
- SF** – K. Hunter, 17 run (D. Akers) (1–17, 0:05)
- NYG** – H. Nicks, 32 pass from E. Manning (L. Tynes) (7–80, 3:44)

TEAM STATISTICS	NYG	SF
First Downs	21	16
Net Yards Gained	395	305
Rushes/Yards	29/93	20/70
Net Yards Passing	302	228
Att/Comp/INT	40/26/2	30/19/1
Sacked/Yards Lost	1/9	2/14
Punts/Average	2/38.5	3/54.7
Fumbles/Lost	0/0	0/0
Penalties/Yards	6/45	5/35
Time of Possession	34:37	25:23
3rd Down Efficiency	7/14 (50%)	3/11 (27%)

RUSHING: 49ERS – K. Hunter 6–40–1 TD, A. Smith 6–27, A. Dixon 2–10, F. Gore 6–0 ... **GIANTS** – B. Jacobs 18–55, D. Ware 9–34, E. Manning 2–4.

RECEIVING: 49ERS – D. Walker 6–29, B. Edwards 3–47, V. Davis 3–40–1 TD, T. Ginn Jr. 3–39, M. Crabtree 1–21, K. Williams 1–14, F. Gore 1–8, K. Hunter 1–4 ... **GIANTS** – V. Cruz 6–84, M. Manningham 6–27–1 TD, D. Ware 5–34, J. Ballard 3–35, H. Nicks 2–41–1 TD, B. Pascoe 2–23, B. Jacobs 2–17.

PASSING: 49ERS – A. Smith 30–19–242–1–1 TD ... **GIANTS** – E. Manning 40–26–311–2–2 TDs.

INTs: 49ERS – C. Rogers 2–0 ... **GIANTS** – C. Webster 1–0.

SACKS: 49ERS – P. Willis 1.0 ... **GIANTS** – L. Joseph 1.0, O. Umenyiora 1.0.

49ERS TURNOVER RATIO: +1 (0 fumbles, 1 INT/0 fumbles, 2 INTs).

Weather: Sunny
Wind: North 10 mph
Playing Surface: Natural Grass
Time: 3:28
Attendance: 69,732





SUNDAY, NOVEMBER 20
ARIZONA 7, SAN FRANCISCO 23
CANDLESTICK PARK



The 49ers forced five turnovers, allowed seven points and posted two sacks to defeat the Arizona Cardinals 23–7 on a soggy Sunday at Candlestick. San Francisco outgained Arizona 431 yds. to 229 yds. of total offense. The 49ers also held the ball for 44:16, marking the highest time of possession for the team since 11/3/02 at Oak. (44:33 – 49ers 23, Raiders 20). RB Frank Gore rushed for 88 yds. while WR Michael Crabtree led all receivers with seven catches for 120 yds. QB Alex Smith completed 20 of 38 passes for 267 yds and two TDs with 1 INT. LB Patrick Willis, S Donte Whitner and S Dashon Goldson all intercepted passes by Cardinals QB John Skelton. Willis contributed with two Cardinals turnovers on their first four series, including an interception on a tipped pass by CB Tarell Brown and later a FF, both in Cardinals territory. Willis said it felt “unbelievable” to play on a team with a winning record for the first time in his five seasons. But he didn’t refer to the “winning season” as a rallying cry. “We just talked about this being a new season and what’s ahead of us,” said Willis. Leading 9–0 at the half, the 49ers put the game away with an 84–yd. TD drive to start the 2nd half. It consumed nearly eight minutes and gave them a 16–0 lead. Smith connected with WR Kyle Williams on a route near the pylon and stretched the ball over the goal line as he was tackled to complete the TD. On the ensuing drive, Skelton sailed a pass over WR Larry Fitzgerald that Whitner caught in stride for the easy INT. Smith rallied San Francisco for another quick score by tossing his 13th TD of the season and 64th of his career on a 18–yd. catch to TE Vernon Davis. The TD receipt. by Davis now ranks him 1st in franchise history for the most TD receipts. among TEs (Brent Jones), with 34 career TDs. WR Larry Fitzgerald ended the 49ers’ shutout bid when he caught a 23–yd. TD pass from Cardinals QB Richard Bartel with 8:38 remaining in the game. San Francisco improved to 9–1 for the first time since 1997 and recorded their first eight–game winning streak since 1997. The 9–1 start also cemented the first winning season for the team since 2002 when they finished 10–6.

NOTES: San Francisco improved to 9–1 for the first time since 1997 and recorded their first eight–game winning streak since 1997 ... The Niners improved their overall series record vs. the Cardinals to 24–16, including 14–8 At Candlestick Park ... The 49ers offense held the ball for 44:16 in the game vs. Arz., marking the highest time of possession for the team since 11/3/02 at Oak. (44:33 – 49ers 23, Raiders 20) and the highest by any team in the NFL this season ... The 49ers defense registered 11 PDs on the day vs. the Cardinals, giving them 77 for the season. The 77 PDs rank first in the NFL this season ... LB Patrick Willis notched his first INT of the season and 5th of his career after picking off Cardinals QB John Skelton in the 1st qtr ... S Donte Whitner recovered a loose ball marking his 2nd FR of the season and 3rd of his career. In the 3rd qtr., Whitner recorded his 2nd INT of the season and 7th of his career. He returned the INT 48 yds., marking the second longest return of his career (76 yds. for a TD – 9/20/09 vs. TB) ... LB Ahmad Brooks registered his 6th sack of the season and 19th of his career after bringing down Skelton in the 1st qtr ... WR Kyle Williams set career–highs in both receipts. (5) and receiving yds. (54). Williams caught his 2nd career TD receipt. in the 3rd qtr. on an 8–yd. pass from QB Alex Smith ... The TD pass by Smith was his 12th of the season and 63rd of his career ... QB Alex Smith tossed his 13th TD of the season and 64th of his career on a 18–yd. catch to TE Vernon Davis. The TD receipt. by Davis now ranks him 1st in franchise history for the most TD receipts. among TEs (Brent Jones), with 34 career TDs ... K David Akers tallied 11 pts. vs. Arz., bringing his season total to 102 pts., which ranked 1st in the NFL ... WR Michael Crabtree hauled in 7 receipts. for 120 yds. marking his first 100–yd. receiving performance since 12/26/10 at StL. and 3rd of his career.

	1st	2nd	3rd	4th	Pts
Arizona	0	0	0	7	7
San Francisco	6	3	14	0	23

- SF** – D. Akers, 22 FG (9–59, 3:48)
- SF** – D. Akers, 43 FG (4–1, 0:59)
- SF** – D. Akers, 29 FG (13–75, 6:06)
- SF** – K. Williams, 8 pass from A. Smith (D. Akers) (13–84, 7:48)
- SF** – V. Davis, 18 pass from A. Smith (D. Akers) (4–37, 1:53)
- ARZ** – L. Fitzgerald, 23 pass from R. Bartel (J. Feely) (6–84, 2:36)

TEAM STATISTICS	ARZ	SF
First Downs	11	25
Net Yards Gained	229	431
Rushes/Yards	11/80	49/164
Net Yards Passing	149	267
Att/Comp/INT	35/14/3	38/20/1
Sacked/Yards Lost	2/14	0/0
Punts/Average	6/46.5	3/45.3
Fumbles/Lost	3/2	0/0
Penalties/Yards	6/75	7/87
Time of Possession	15:44	44:16
3rd Down Efficiency	1/9 (11%)	8/21 (38%)

RUSHING: 49ERS – F. Gore 24–88, A. Dixon 7–32, K. Hunter 11–27, A. Smith 7–17 ... **CARDINALS** – C. Taylor 1–34, B. Wells 8–33, R. Bartel 1–9, L. Stephens–Howling 1–4.

RECEIVING: 49ERS – M. Crabtree 7–120, V. Davis 5–67–1 TD, K. Williams 5–54–1 TD, K. Hunter 1–15, F. Gore 1–6, B. Miller 1–5 ... **CARDINALS** – E. Doucet 6–50, A. Roberts 3–51, L. Fitzgerald 3–41–1 TD, R. Maui’a 1–12, D. Sampson 1–9.

PASSING: 49ERS – A. Smith 38–20–267–1–2 TDs ... **CARDINALS** – J. Skelton 19–6–99–3–0 TDs, Bartel 16–8–64–0–1 TD.

INTs: 49ERS – D. Whitner 1–48, P. Willis 1–10, D. Goldson 1–2 ... **CARDINALS** – D. Washington 1–0.

SACKS: 49ERS – A. Brooks 1.0, A. Smith 1.0 ... **CARDINALS** – None.

49ERS TURNOVER RATIO: +4 (0 fumbles, 1 INT/2 fumbles, 3 INTs).

Weather: Rain
Wind: Southeast 15 mph
Playing Surface: Natural Grass
Time: 3:17
Attendance: 69,732





SUNDAY, NOVEMBER 24
SAN FRANCISCO 6, BALTIMORE 16
M&T BANK STADIUM



Although the 49ers had their eight-game winning streak end in the inaugural "Harbowl" on Thanksgiving night, Jim Harbaugh was thankful for the experience of coaching against Baltimore's John Harbaugh in the first NFL game with two brothers on opposite sidelines as head coaches. "I was proud to be part of it, proud to be part of the family," Jim said. "I was thankful on Thanksgiving. It was a wonderful thing." The hard-fought 16-6 contest became a national smash, which was the highest viewed NFL Network program in their eight-year history. Locked in a defensive battle for much of the game, San Francisco fell short due to a high-pressure Ravens defense that delayed the 49ers chances for at least one more week of clinching their first NFC West title since 2002. After Baltimore took a quick 3-0 lead on a 39-yd. FG on the opening drive, San Francisco cooled down the Ravens' offense on three straight drives, largely because the run game wasn't finding much success against the NFL's leading run-stopping unit. The 49ers knotted the game at three after K David Akers split the uprights for a 45-yd. FG near the end of the 1st qtr. On the fourth play of the 2nd qtr., QB Alex Smith connected with WR Ted Ginn Jr. in what would have been a 75-yd. TD, but it was called back on a chop block penalty and San Francisco had to punt. After trading possessions, the 49ers showcased the league's stingiest defense and denied Baltimore on three chances from inside the five. The Ravens settled for a 23-yd. FG, as the 49ers kept their streak alive as the only NFL team to not allow a rushing TD this season. San Francisco drove within striking distance before the half, but Smith's 35-yd. toss into the end zone intended for WR Braylon Edwards was intercepted by CB Lardarius Webb to keep it a 6-3 game at the half. The 49ers next scoring chance came after WR Michael Crabtree hauled in an 18-yd. pass from Smith on a 3rd-and-17 in the 3rd qtr. Akers capped the 13-play opening drive that lasted over seven minutes with a game-tying 52-yd. FG, marking his 6th 50+ yd. FG this season. Akers is the only kicker in the NFL to be perfect from 50+ yds. (min. 4 atts.) this season. QB Joe Flacco and the Ravens responded with the game's decisive score on a 76-yd., 16-play drive that ended with an 8-yd. TD pass to TE Dennis Pitta with 14:56 left. The Ravens offense put the game away late in the 4th qtr. to take a 10-point lead on a 39-yd. FG.

NOTES: The game marked the first NFL game featuring brothers as opposing head coaches ... The 49ers defense had not allowed a TD in the first half in each of the past 5 games, which is the longest streak in franchise history and the most in the NFL since the Dallas Cowboys had 5 consecutive in 2008 ... The 49ers became the only team in the NFL to not allow a rushing TD in the first 11 games of the 2011 season. Their 11-game streak to not allow a rushing TD ranked t-1st in the NFL since 1970 ... The 49ers run defense did not allow a 100-yd. rusher in the last 33 games, which marked the longest active streak in the NFL ... K David Akers connected on a 52-yd. FG in the 3rd qtr., marking his 6th, 50+ yd. FG this season ... P Andy Lee punted the ball 5 times, averaging 57.6 yds. per punt.

	1st	2nd	3rd	4th	Pts
San Francisco	3	0	3	0	6
Baltimore	3	3	0	10	16

- BAL** – B. Cundiff, 39 FG (10-55, 4:39)
- SF** – D. Akers, 45 FG (9-41, 4:42)
- BAL** – B. Cundiff, 23 FG (6-60, 3:24)
- SF** – D. Akers, 52 FG (13-46, 7:30)
- BAL** – D. Pitta, 8 pass from J. Flacco (B. Cundiff kick) (16-76, 7:34)
- BAL** – B. Cundiff, 39 FG (8-39, 4:16)

TEAM STATISTICS	SF	BAL
First Downs	12	16
Net Yards Gained	170	253
Rushes/Yards	21/74	35/92
Net Yards Passing	96	161
Att/Comp/INT	24/15/1	23/15/0
Sacked/Yards Lost	9/44	0/0
Punts/Average	5/57.6	4/42.5
Fumbles/Lost	1/0	0/0
Penalties/Yards	7/97	3/20
Time of Possession	28:52	31:08
3rd Down Efficiency	2/12 (17%)	7/15 (47%)

RUSHING: 49ERS – F. Gore 14-39, K. Hunter 4-14, A. Smith 2-12, T. Ginn Jr. 1-9 ... **RAVENS** – R. Rice 21-59, R. Williams 7-29, J. Flacco 6-2, V. Leach 1-2.

RECEIVING: 49ERS – M. Crabtree 6-54, V. Davis 4-38, T. Ginn 3-2, K. Hunter 1-13, F. Gore 1-9, B. Edwards 1-5 ... **RAVENS** – A. Boldin 4-63, R. Rice 3-24, T. Smith 2-23, D. Pitta 2-19, E. Dickson 2-15, V. Leach 1-10, L. Evans 1-8, R. Williams 1-(-1).

PASSING: 49ERS – A. Smith 24-15-140-0-0 TDs ... **RAVENS** – J. Flacco 23-15-161-0-1TD.

INTs: 49ERS – None ... **RAVENS** – L. Webb 1-0.

SACKS: 49ERS – None ... **RAVENS** – T. Suggs 3.0, C. Redding 2.5, H. Ngata 2.0, T. Zbikowski 1.0, L. Webb 0.5.

49ERS TURNOVER RATIO: -1 (0 fumbles, 1 INT/0 fumbles, 0 INTs).

Weather: Clear
Playing Surface: Turf
Time: 2:44
Attendance: 71,345





SUNDAY, DECEMBER 4
ST. LOUIS 0, SAN FRANCISCO 26
CANDLESTICK PARK



RB Frank Gore became the 49ers all-time leading rusher and San Francisco clinched the NFC West Division title for the first time in nine years by shutting out the St. Louis Rams, 26-0. Gore needed 22 yds. to surpass 49ers and Pro Football Hall of Famer Joe Perry's all-time mark of 7,344 yds., and did so with a 2-yd. run off the right edge in the 2nd qtr. "I have the utmost respect for him as a person and as a player," head coach Jim Harbaugh said. "It's a powerful thing to set that kind of a record." Harbaugh joined George Seifert (1989) and Steve Mariucci (1997) as the only rookie head coaches in 49ers history to win the NFC West Division in their first year as head coach. "It's the first step," noted QB Alex Smith. "We talked about it all week, win the division." Smith completed 17 of 23 pass atts. for 274 yds., 2 TDs and a QB rating of 142.3, setting a new single-game career-high. He also registered TD passes of 52 yds. and 56 yds., marking the first time of his career that he's had two, 50-plus yd. TD passes in the same game. After trading possessions on the first two drives, the 49ers went 46 yds. in 10 plays before K David Akers nailed a 36-yd. FG to give San Francisco a 3-0 lead with 4:54 remaining in the 1st qtr. On the ensuing series, LB Patrick Willis injured his right hamstring while trying to tackle Rams FB Brit Miller after an 18-yd. catch. Willis did not return to the game and watched the 2nd half on the sideline. Early in the 2nd qtr., DT Ray McDonald stripped the ball from Rams QB A.J. Feeley and was recovered by LB Aldon Smith at the Rams 6-yd. line. The turnover led to Akers' second FG, this time a 19-yd. chip shot to make it 6-0. Gore broke off a 20-yd. run to highlight their next 10-play, 55-yd. drive before the half and Akers booted a 28-yarder for his 31st of the year, topping K Jeff Wilkins' single-season franchise mark of 30 set in 1996. With the 49ers leading 9-0, the Rams got the ball into San Francisco territory on their first possession of the 2nd half, but the drive ended after S Dashon Goldson picked off an underthrown, deep pass in the middle of the field. San Francisco then marched 88 yds. in four plays as WR Michael Crabtree broke free down the middle of the field for a 52-yd. score to make it 16-0. After the Rams punted on the ensuing drive, Akers knocked a 34-yd. FG through the uprights to make it 19-0. The final score came in the 4th qtr. when Smith connected with WR Kyle Williams on a slant, who then outran a host of Rams for a 56-yd. catch and run TD, marking the longest play from scrimmage of the year. "This was something that we as a team really wanted," said Gore after waiving a giant 49ers flag all the way back into the celebratory locker room. "It has been the same group of guys that have been here for a while and since we have been here that has been our goal. This year has been a great opportunity to get it and we don't want to let it get away."

NOTES: San Francisco clinched the NFC West Division title for the first time since 2002 and registered their first shutout of the season, 26-0 ... RB Frank Gore (7,396) passed 49ers and Pro Football Hall of Famer Joe Perry for most rushing yds. in franchise history ... K David Akers connected on 4 of 4 FGs on the day, giving him 32 made FGs on the season. He became the all-time leader for the most FGs in a single season in franchise history, passing K Jeff Wilkins (30 FGs in 1996) ... The 49ers defense limited the Rams to just 31 yds. rushing and did not allow a rushing first down ... QB Alex Smith completed 17 of 23 pass atts. for 274 yds., 2 TDs and a QB rating of 142.3, setting a new single-game career-high. Smith connected with WR Michael Crabtree on a 52-yd. TD pass in the 3rd qtr. Smith found WR Kyle Williams on a 56-yd. TD in the 4th qtr., marking the longest play from scrimmage of the year ... LB Aldon Smith registered 2.0 sacks on the day, giving him a team-high 9.5 sacks on the season ... DT Ray McDonald registered his first career FF after taking down Rams QB A.J. Feeley in the 2nd qtr., marking his 4th sack of the season and 9th of his career. The loose ball was recovered by LB Aldon Smith for his first career FR ... LB Larry Grant recorded his first sack as a 49er and the 4th of his career ... S Dashon Goldson tied his career high with his 4th INT of the season and 9th of his career.

	1st	2nd	3rd	4th	Pts
St. Louis	0	0	0	0	0
San Francisco	3	6	10	7	26

- SF** - D. Akers, 36 FG (10-46, 5:42)
- SF** - D. Akers, 19 FG (4-5, 2:14)
- SF** - D. Akers, 28 FG (10-55, 3:52)
- SF** - M. Crabtree, 52 pass from A. Smith (D. Akers kick) (4-88, 1:46)
- SF** - D. Akers, 34 FG (7-47, 4:02)
- SF** - K. Williams, 56 pass from A. Smith (D. Akers kick) (3-60, 1:40)

TEAM STATISTICS	STL	SF
First Downs	10	18
Net Yards Gained	157	389
Rushes/Yards	23/31	34/144
Net Yards Passing	126	245
Att/Comp/INT	22/12/1	25/17/0
Sacked/Yards Lost	4/30	4/29
Punts/Average	8/39.6	5/45.2
Fumbles/Lost	1/1	1/0
Penalties/Yards	5/35	8/72
Time of Possession	23:56	36:04
3rd Down Efficiency	3/13 (23%)	4/14 (29%)

RUSHING: 49ERS - F. Gore 21-73, K. Williams 1-25, T. Ginn Jr. 1-16, D. Walker 1-14, A. Smith 2-10, K. Hunter 5-4, A. Dixon 3-2 ... **RAMS** - J. Norwood 11-19, S. Jackson 10-19, B. Miller 1-(-1), A. Pettis 1-(-6).

RECEIVING: 49ERS - V. Davis 5-32, M. Crabtree 4-96, T. Ginn 4-56, K. Williams 2-66, K. Hunter 2-24 ... **RAMS** - B. Gibson 4-42, A. Pettis 3-33, B. Lloyd 1-34, B. Miller 1-18, S. Jackson 1-11, D. Alexander 1-10, N. Miller 1-8.

PASSING: 49ERS - A. Smith 23-17-274-0-2 TDs, C. Kaepernick 2-0-0-0-0 TDs ... **RAMS** - A. Feeley 22-12-156-1-0 TDs.

INTs: 49ERS - D. Goldson 1-13 ... **RAMS** - None.

SACKS: 49ERS - A. Smith 2.0, L. Grant 1.0, R. McDonald 1.0 ... **RAMS** - C. Long 2.0, J. Hall 1.0, J. Laurinaitis 1.0.

49ERS TURNOVER RATIO: +2 (0 fumbles, 0 INTs/1 fumble, 1 INT).

Weather: Sunny
Wind: West 2 mph
Playing Surface: Natural Grass
Time: 2:55
Attendance: 69,732





SUNDAY, DECEMBER 11
SAN FRANCISCO 19, ARIZONA 21
UNIVERSITY OF PHOENIX STADIUM



A week after clinching the NFC West Division title, the 49ers lost to Arizona, 21–19. K David Akers connected on 4 of 5 FG attempts, setting career highs in both FGs (36) and FGAs (42) in a single season. RB Frank Gore notched his 5th, 1,000–yd. rushing season of his career, rushing for 72 yds. and 1 TD on 10 carries. The 49ers opened the scoring on their second possession of the game, courtesy of DT Justin Smith, who stopped QB Kevin Kolb on the opening drive with a fumble—forcing sack on 3rd down. Kolb suffered a head injury during the drive and was replaced by QB John Skelton. San Francisco got the ball on its 43 and Akers knocked through a 46–yd. FG to give San Francisco a 3–0 lead. After both teams traded possessions, WR Ted Ginn Jr. returned a punt 52 yds. down to the Cardinals’ 4–yd. line on the final play of the 1st qtr. The offense stalled though, and Akers nailed a 22–yd. FG for a 6–0 advantage. On the following drive, rookie LB Aldon Smith stripped the ball from Skelton on 3rd—and–7, while DT Ray McDonald picked up the loose ball for his first FR of the season. The 49ers moved to the Arizona 40, where Akers lined up for a 50–yd. FG attempt, but holder P Andy Lee stood up suddenly and tossed the ball to C Jonathan Goodwin for the apparent score on the fake FG attempt. The whistle blew mid–play, with Cardinals head coach Ken Whisenhunt challenging the previous play, a pass from QB Alex Smith to WR Kyle Williams. Due to a replay system malfunction, the play was repeated, but Akers’ 50–yd. attempt was wide right. On the ensuing play, Skelton threw over the middle to WR Early Doucet, as he raced 60 yds. for the score and a 7–6 lead with 7:10 left in the half. San Francisco responded on its next drive with a 10–play, 69–yd. march, that was capped by a 27–yd. FG from Akers to go ahead 9–7. Akers also connected on his 4th FG of the half from 22–yds out to put the 49ers up 12–7 heading into the locker room. After the break, Aldon Smith brought down Skelton for his 10.5 sack of the season and forced a punt. He became the first 49er to record double–digit sacks since 2002 and ranks t–2nd among all rookies in franchise history. The 49ers took over from the Arizona 37, and on the first play, Gore raced 37 yds. for the score. It marked the 49ers longest TD run of the season. The Cardinals responded on their ensuing drive when Skelton connected with WR Larry Fitzgerald for a 46–yd. TD strike. Trailing 19–14, Arizona took the lead for good on a 6–play, 78–yd. drive, capped off by a 3–yd. TD catch by WR Andre Roberts to put the Cardinals ahead 21–19. Following the score, the teams swapped punts before San Francisco got the ball back with 2:51 to play. They got as far as their own 41 before Smith’s pass on 4th and 1 was knocked down, sealing the win for the Cardinals.

NOTES: Dating back to last season, the 49ers defense had not allowed a rushing TD in 14 consecutive games, which ranks 1st in team history and 2nd in the NFL since 1970 ... San Francisco was the only team in the NFL to not allow a rushing TD in the first 13 games of the 2011 season. Their 13–game streak to not allow a rushing TD in a single season ranked 1st in the NFL since the 1970 merger and 1st since the 1920 Decatur Staleys ... The 49ers run defense had not allowed a 100–yd. rusher in the last 35 games, marking the longest active streak in the NFL ... RB Frank Gore notched his 5th 1,000–yd. rushing season of his career, recording 72 yds. on 10 carries and 1 TD ... K David Akers became the all–time leader in FG attempts in franchise history, connecting on 4 of 5 FGs of the day, giving him single–season career–highs in FGs made (36) and FGs attempted (42). His 135 points this season ranked 1st in the NFL and 3rd in franchise history ... DT Justin Smith recorded his 5.5 sack on the season and knocked the ball loose to record his 3rd FF of the year ... LB Aldon Smith became the first 49er to record double–digit sacks since 2002 after taking down QB John Skelton for his 10.5 sack of the season. Smith ranks t–2nd among all rookies in franchise history since 1982 ... Smith notched his 2nd FF of the season ... DT Ray McDonald picked up a loose ball for his 1st FR of the season ... S Dashon Goldson recorded a career–high 5th INT of the season ... CB Tarell Brown notched his 1st INT of the season and 6th of his career.

	1st	2nd	3rd	4th	Pts
San Francisco	3	9	7	0	19
Arizona	0	7	7	7	21

- SF** – D. Akers, 46 FG (11–15, 5:16)
- SF** – D. Akers, 22 FG [4–(–1), 0:58]
- ARZ** – E. Doucet, 60 pass from J. Skelton (J. Feely kick) (1–60, 0:11)
- SF** – D. Akers, 27 FG (10–69, 5:12)
- SF** – D. Akers, 22 FG (6–12, 1:10)
- SF** – F. Gore, 37 run (D.Akers kick) (1–37, 0:09)
- ARZ** – L. Fitzgerald, 46 pass from J. Skelton (J. Feely kick) (6–80, 3:20)
- ARZ** – A. Roberts, 3 pass from J. Skelton (J. Feely kick) (6–78, 3:26)

TEAM STATISTICS	SF	ARZ
First Downs	12	12
Net Yards Gained	233	325
Rushes/Yards	21/90	23/55
Net Yards Passing	143	270
Att/Comp/INT	37/18/0	29/20/2
Sacked/Yards Lost	5/32	2/14
Punts/Average	7/53.1	7/46.6
Fumbles/Lost	0/0	2/1
Penalties/Yards	5/35	4/45
Time of Possession	30:56	29:04
3rd Down Efficiency	3/17 (18%)	3/14 (21%)

RUSHING: 49ERS – F. Gore 10–72, K. Hunter 8–20, K. Williams 1–7, A. Smith 1–(–3), D. Walker 1–(–6) ... **CARDINALS** – C. Wells 15–27, J. Skelton 6–25, L. Stephens–Howling 2–3.

RECEIVING: 49ERS – M. Crabtree 7–63, K. Williams 4–42, K. Hunter 2–19, T. Ginn Jr. 2–14, B. Miller 2–5, V. Davis 1–32 ... **CARDINALS** – L. Fitzgerald 7–149, E. Doucet 3–73, J. King 3–16, L. Stephens–Howling 2–22, C. Taylor 2–13, A. Roberts 2–8, C. Wells 1–3.

PASSING: 49ERS – A. Smith 37–18–175–0–0 TDs ... **CARDINALS** – J. Skelton 28–19–282–2–3 TDs, K. Kolb 1–1–2–0–0 TDs.

INTs: 49ERS – D. Goldson 1–17, T. Brown 1–(–1) ... **CARDINALS** – None.

SACKS: 49ERS – A. Smith 1.0, J. Smith 1.0 ... **CARDINALS** – C. Campbell 1.0, D. Dockett 1.0, N. Eason 1.0, P. Peterson 1.0, D. Washington 1.0.

49ERS TURNOVER RATIO: +2 (0 fumbles, 0 INTs/0 fumbles, 2 INTs).

Weather: Sunny
Wind: South East 8 mph
Playing Surface: Natural Grass
Time: 3:07
Attendance: 60,808





SUNDAY, DECEMBER 19
PITTSBURGH 3, SAN FRANCISCO 20
CANDLESTICK PARK



The San Francisco 49ers 20–3 victory over the Pittsburgh Steelers on Monday Night Football once again put the NFC West champions in the lead for the second seed in the NFC. The 49ers improved to 11–3, recording their first 11–win season since 2001. San Francisco also became the first team in NFL history to not allow a rushing TD in its first 14 games of a season. QB Alex Smith finished the night connecting on 18 of 31 passes for 187 yds. and 1 TD. With QB Ben Roethlisberger's health status up in the air heading into the game, the 49ers made sure the 6-foot–5 passer was never comfortable standing in the pocket. Rookie LB Aldon Smith recorded 2.5 sacks on the night and 7 QB hits. Since sacks became an official statistic in 1982, Smith's 13.0 sacks on the season are the highest total by a rookie in franchise history. The INTs came early for the 49ers defense, when CB Carlos Rogers recorded his sixth INT of the season in the 49ers end zone, returning the ball to the 27 yd. line. The 49ers went on a 17–play drive that was capped off with a 22–yd. FG by K David Akers. S Dashon Goldson snagged an overthrown pass at the 49ers 34 yd. line on the Steelers next series to match Rogers' team–leading sixth INT of the season. Like Rogers, Goldson's takeaway set up a 38–yd. FG by Akers, putting him atop San Francisco's single–season scoring record with 143 pts., surpassing a mark previously held by Hall of Fame WR Jerry Rice (138 pts. in 1987). The Steelers drove the ball into 49ers territory, but were pushed back to their own 42 yd. line following back–to–back penalties. The Steelers avoided a shutout thanks to K Shaun Suisham's 51–yd. FG on their first series after halftime. That FG pulled Pittsburgh closer at 6–3. The 49ers surged ahead 13–3 later in the 3rd qtr., when Smith tossed a 1–yd. TD pass to TE Vernon Davis, who made a 21–yd. recept. on the previous play. RB Frank Gore increased the Niners lead to 20–3, capped by Akers' PAT, on a 5–yd run for his 4th rushing TD in seven MNF games.

NOTES: San Francisco improved to 11–3 and recorded its first 11–win season since 2001 ... The 49ers improved to 7–1 at home, marking the first time the 49ers have won at least seven home games since 2001 ... The 49ers Monday Night Football record improved to 41–25, including a 23–11 record at home ... The 49ers defense ranked 1st in the NFL, allowing just 13.2 points per game ... San Francisco became the first team in NFL history not to allow a rushing TD in the first 14 games of a season ... The 49ers run defense has not allowed a 100–yd. rusher in the last 36 games, which marked the longest active streak in the NFL ... LB Larry Grant tallied a career–high and a 49ers single–game high 4 PDs on the night ... K David Akers connected on 2 of 2 FGs and 2 PATs, setting the new single–season franchise record with 143 pts on the season. WR Jerry Rice previously held the record with 138 points in 1987 ... P Andy Lee punted the ball 6 times for 285 yds. (47.5 avg.), including a better net avg. of 49.5 yds. He tied his season high with 4 punts downed inside the 20–yd. line and docked the ball inside the Steelers 10–yd. line on two occasions ... LB Aldon Smith recorded 2.5 sacks on QB Ben Roethlisberger in the 4th qtr. Smith's 13.0 sacks on the season ranked 1st among NFL rookies ... RB Frank Gore notched his 7th rushing TD of the season and 42nd of his career. It also marked his 4th rushing TD in 7 MNF games ... TE Vernon Davis hauled in his 6th TD of the season and 35th of his career. He accounted for 26 of QB Alex Smith's 67 career TD passes (38.8 pct.). That is the highest pct. among all active teammates ... The 49ers recorded 4 takeaways on the day (3 INTs, 1 FR), giving the team a league–high 35 takeaways on the season. The 49ers +25 turnover differential also ranked first in the NFL ... CB Carlos Rogers netted his 6th INT of the season ... S Dashon Goldson notched his 6th INT on the season after picking off a Roethlisberger pass late in the 1st qtr., returning it 21 yds.

	1st	2nd	3rd	4th	Pts
Pittsburgh	0	0	3	0	3
San Francisco	3	3	7	7	20

- SF** – D. Akers, 22 FG (17–69, 7:11)
- SF** – D. Akers, 38 FG (9–25, 3:02)
- PIT** – S. Suisham, 51 FG (7–57, 4:00)
- SF** – V. Davis, 1 pass from A. Smith (D. Akers) (5–79, 2:24)
- SF** – F. Gore, 5 run (D. Akers) (5–17, 2:25)

TEAM STATISTICS	PIT	SF
First Downs	20	17
Net Yards Gained	389	287
Rushes/Yards	19/84	30/100
Net Yards Passing	305	187
Att/Comp/INT	44/25/3	31/18/0
Sacked/Yards Lost	3/25	0/0
Punts/Average	4/38.5	6/47.5
Fumbles/Lost	2/1	0/0
Penalties/Yards	9/72	7/49
Time of Possession	31:26	28:34
3rd Down Efficiency	8/14 (57%)	4/13 (31%)

RUSHING: 49ERS – F. Gore 18–65, A. Dixon 5–12, A. Smith 3–12, T. Ginn Jr. 1–6, B. Miller 1–3, K. Hunter 2–2 ... **STEELERS** – R. Mendenhall 15–64, M. Moore 1–21, B. Roethlisberger 1–0, I. Redman 2–(–1).

RECEIVING: 49ERS – V. Davis 6–72, M. Crabtree 4–35, K. Williams 4–33, K. Hunter 2–24, T. Ginn 1–14, B. Swain 1–9 ... **STEELERS** – J. Cotchery 5–93, H. Miller 5–82, M. Wallace 5–66, A. Brown 5–59, R. Mendenhall 3–25, M. Moore 2–5.

PASSING: 49ERS – A. Smith 31–18–187–0–1 TD ... **STEELERS** – B. Roethlisberger 44–25–330–3–0 TDs.

INTs: 49ERS – C. Rogers 1–31, D. Goldson 1–21, T. Brown 1–0 ... **STEELERS** – None.

SACKS: 49ERS – A. Smith 2.5, R. McDonald 0.5 ... **STEELERS** – None.

49ERS TURNOVER RATIO: +4 (0 fumbles, 0 INTs/1 fumble, 3 INTs).

Weather: Sunny
Wind: Northwest 10 mph
Playing Surface: Natural Grass
Time: 3:26
Attendance: 69,732





SATURDAY, DECEMBER 24
SAN FRANCISCO 19, SEATTLE 17
CENTURYLINK FIELD



K David Akers kicked four FGs, including the game-winning FG late in the 4th qtr. to push San Francisco past Seattle, 19-17 at CenturyLink Field on Christmas Eve. Akers' 42 FGs made through Week 15 set the NFL record for FGs made in a season. RB Frank Gore ran for 83 yds. and 1 TD on 23 carries, while QB Alex Smith threw for 179 yds. on 14 of 26 passing. LB Aldon Smith delivered a 4th qtr. sack to raise his season total to 14, moving him within a half-sack of the NFL record for the most sacks by a rookie. The 49ers, who had the NFC West crown locked up, improved to 12-3, marking the first 12-win season by the 49ers since 2001. "We knew what was on the line," Alex Smith said. "They (Seattle) were playing for their playoff lives. They threw everything at us. They were geared up and this is as hostile of an environment as it gets." Smith rallied his team for his 5th come-from-behind victory this season and his 4th on the road. Trailing by one, 17-16, Smith connected with WR Michael Crabtree for a 41-yd. catch down the left sideline, placing the ball at the Seahawks 28. Four plays later with 2:57 remaining in the game, Akers capped his record-setting day by hitting the game-winning 39-yd. FG. Seattle scored on its first drive of the game, as QB Tarvaris Jackson connected with WR Doug Baldwin for a 13-yd. TD strike to give his team a 7-0 lead. San Francisco responded with an 11-play, 56-yd. drive that culminated with a 53-yd. FG from Akers with 14:33 remaining in the half. Seattle extended its lead to 10-3 when Jackson led a 12-play, 42-yd. drive down to the San Francisco one. On 3rd and 1, CB Carlos Rogers bumped Jackson out of bounds near the goal line to prevent the TD, settling for a 19-yd. FG. The 49ers battled back, first on RB Frank Gore's 4-yd. TD run on the 49ers first possession of the second half and then two Akers' FGs to take a 16-10 lead. With just under seven minutes to go, P Andy Lee's punt was blocked, turning the ball over to the Seahawks on the San Francisco four. On the ensuing play, RB Marshawn Lynch scored on a 4-yd. run to put the Seahawks up 17-16 with 6:41 remaining. Akers' crucial game-deciding FG followed, along with a pivotal defensive stop by the 49ers. With less than two minutes remaining in the game, LB Larry Grant stripped the ball from Jackson, knocking the ball loose for S Donte Whitner to recover, sealing the win for the 49ers.

NOTES: The 49ers won their 5th road game of the season, marking the most road wins by the club since 2002 ... The Niners evened up the overall series record vs. the Seahawks at 13 games apiece, including 7-7 in Seattle ... Head Coach Jim Harbaugh moved within one win of posting the 2nd best record for a rookie head coach in franchise history [George Seifert 14-2 (1989) and Steve Mariucci 13-3 (1997)] ... The 49ers rushed for 178 yds. and 1 TD on 40 carries at Seattle, which are the most rushing yds. allowed by the Seahawks in a single game this season ... K David Akers connected on 4 FGs on the day, giving him 42 made FGs in 2011, which set a new NFL record (Arz. K Neil Rackers hit 40 FGs in 2005). He now has a career-high 156 total points this season ... RB Frank Gore carried the ball 23 times for 83 yds. and registered his 8th TD of the season ... Rookie RB Kendall Hunter set a career-high with 73 rushing yds. on 12 carries ... The 19-17 victory at Seattle marked QB Alex Smith's 5th come-from-behind win this season and his 4th on the road. Smith tied QB Joe Montana for the most 4th qtr. comebacks on the road in franchise history. Montana had four in 1989 ... DT Ray McDonald notched his 5.5 sack on the season. His 5.5 sacks are a new single season career-high ... LB NaVorro Bowman recorded his 1st career sack ... LB Aldon Smith registered 1.0 sack and now has 14.0 sacks on the season which currently ranks 2nd in NFL history for the most sacks by a rookie (Since 1982) ... LB Larry Grant recorded his first FF of the season. The loose ball was scooped up by S Donte Whitner, marking his 3rd FR of the season.

	1st	2nd	3rd	4th	Pts
San Francisco	0	3	10	6	19
Seattle	7	3	0	7	17

- SEA** – D. Baldwin, 13 pass from T. Jackson (S. Hauschka) (7-80, 3:25)
- SF** – D. Akers, 53 FG (11-56, 5:54)
- SEA** – S. Hauschka, 19 FG (12-42, 5:09)
- SF** – F. Gore, 4 run (D. Akers) (8-75, 3:59)
- SF** – D. Akers, 29 FG (10-37, 5:20)
- SF** – D. Akers, 44 FG (9-40, 4:45)
- SEA** – M. Lynch, 4 run (S. Hauschka) (1-4, 0:06)
- SF** – D. Akers, 39 FG (6-40, 3:44)

TEAM STATISTICS	SF	SEA
First Downs	21	14
Net Yards Gained	349	267
Rushes/Yards	40/178	27/126
Net Yards Passing	171	141
Att/Comp/INT	26/14/0	28/15/0
Sacked/Yards Lost	2/8	3/22
Punts/Average	3/36.0	5/45.4
Fumbles/Lost	1/0	1/1
Penalties/Yards	6/77	6/51
Time of Possession	32:54	27:06
3rd Down Efficiency	3/14 (21%)	5/13 (38%)

RUSHING: 49ERS – F. Gore 23-83, K. Hunter 12-73, A. Smith 5-22 ... **SEAHAWKS** – M. Lynch 21-107, L. Washington 2-9, T. Jackson 3-5, J. Forsett 1-5.

RECEIVING: 49ERS – M. Crabtree 5-85, V. Davis 4-54, F. Gore 1-13, K. Hunter 1-11, B. Edwards 1-9, K. Williams 1-4, B. Miller 1-3 ... **SEAHAWKS** – G. Tate 3-16, M. Lynch 2-24, B. Obomanu 2-20, J. Forsett 2-20, D. Baldwin 2-17, D. Butler 2-13, R. Lockette 1-44, Z. Miller 1-9.

PASSING: 49ERS – A. Smith 26-14-179-0-0 TDs ... **SEAHAWKS** – 28-15-163-0-0 TDs.

INTs: 49ERS – None ... **SEAHAWKS** – None.

SACKS: 49ERS – N. Bowman 1.0, R. McDonald 1.0, A. Smith 1.0 ... **SEAHAWKS** – A. Branch 1.0, L. Hill 1.0.

49ERS TURNOVER RATIO: +1 (0 fumbles, 0 INTs/1 fumble, 0 INTs).

Weather: Cloudy
Wind: Southeast 8 mph
Playing Surface: Turf
Time: 3:16
Attendance: 66,697





SUNDAY, JANUARY 1, 2012
SAN FRANCISCO 34, ST LOUIS 27
EDWARD JONES DOME



San Francisco rang in the New Year by securing the NFC's No. 2 seed in the playoffs and earning a first round bye, defeating St. Louis 34–27 at the Edward Jones Dome. With the win, head coach Jim Harbaugh tied Steve Mariucci for the 2nd best record by a rookie head coach in NFL history with a 13–3 regular season record. K David Akers connected on a pair of FGs and all 4 PATs, giving him 166 pts. on the season. His 166 pts. scored, set the NFL record for most pts. scored in a single season with no TDs. The Rams capped off their first drive with an 18–yd. TD run by QB Kellen Clemens, which resulted in their only lead of the game. Showing his versatility on the field, QB Alex Smith answered with an impressive 8–yd. TD scramble of his own with less than one minute to play in the 1st qtr. Smith dove inside the right pylon for the scoring run after TE Justin Peelle and RB Frank Gore paved the way with two key blocks. The score was the first of several big plays that came in quick succession and gave the 49ers control of the game. Tied 7–7 early in the 2nd qtr., Rams RB Jerious Norwood took a direct snap and threw a pass intended for Clemens, in which CB Tarell Brown swooped in for the INT. Two plays later, Smith hit WR Michael Crabtree on a quick pass to the right sideline and raced 28 yds. into the end zone for a 14–7 lead. The Niners quickly regained possession after LB Ahmad Brooks took down Clemens on 3rd down for an 11–yd. loss and his 7th sack of the season. Making his way towards his 7th career 100–yd. rec. game, TE Vernon Davis sparked the Niners next scoring chance with a season–long 44–yd. catch. He finished the day with 8 catches for 118 yds. and became the all–time franchise leader with 7, 100–yd. rec. games by a TE. Akers tacked on a 36–yd FG on the 7–play, 48–yd. drive and later posted a 42–yd FG for a 20–7 lead heading into the break. Rams K Josh Brown responded with a 49–yd. FG with 5:04 remaining in the 3rd qtr., but Akers took things into his own hands with just over a minute to play in the 3rd qtr. Instead of kicking a potential 31–yd. FG, Akers took a direct snap and fired a pass to Crabtree on the left sideline for a 14–yd. TD and a 27–10 cushion. The Rams opened the 4th qtr. with a 48–yd. FG, but Brown's 2nd pick of the game led to a 1–yd. TD run by RB Anthony Dixon for a 34–13 advantage with 6:30 remaining. The Rams made things interesting at the end, scoring 2 TDs within 13 seconds to get within a TD of the 49ers with 4:36 left. Clemens threw a 36–yd. TD pass to WR Brandon Lloyd with 4:49 to play. That score narrowed the 49ers lead to 14 pts., 34–20. After a successful outside kick and a 35–yd. pass interference call, RB Cadillac Williams scored from 1 yd. out. The Rams got the ball back one more time, with a chance to force overtime, but LB NaVorro Bowman sacked Clemens at the 2:46 mark, prompting QB Tom Brandstater to take the reins after Clemens came up limping. Two incomplete passes later, the 49ers capped off their 6th road victory of the season, marking the most road wins by the club since 1996.

NOTES: San Francisco improved to 13–3 this season, marking the first 13–win season by the 49ers since 1997 (13–3). The 49ers also tied for the best record in NFC West history since realignment in 2002 (Sea. – 13–3 in 2005) ... The 49ers won their 6th road game of the season, marking the most road wins by the club since 1996 ... K David Akers connected on 2 of 3 FG attempts and all 4 PATs, giving him 166 pts. scored on the season. His 166 pts. set the NFL record for most pts. scored in a single season with no TDs ... P Andy Lee boomed 5 punts for 284 yds. (56.8 avg.), including a net of 51.4 and 2 punts downed inside the 20–yd. line. Lee set the NFL record for highest single–season net punting avg. of 43.99 ... QB Alex Smith threw for 219 yds. on the day with 1 TD. He has now thrown for 3,150 yds. on the season, marking his first 3,000 yd. passing season ... WR Michael Crabtree tied his career high with 9 recpts. for 92 yds. and 2 TDs, marking his first career 2–TD performance ... TE Vernon Davis recorded 118 rec. yds. on 8 catches, including a season–long 44yd. recept. from Smith in the 2nd qtr ... CB Tarell Brown recorded 2 INTs on the day for his first–career 2 INT game ... WR Brett Swain made his first start with SF and WR Joe Hastings made his NFL debut ... RB Frank Gore played his 100th career NFL game.

	1st	2nd	3rd	4th	Pts
San Francisco	7	13	7	4	34
St. Louis	7	0	3	17	27

- STL** – K. Clemens, 18 run (J. Brown) (7–62, 3:21)
- SF** – A. Smith, 8 run (D. Akers) (6–33, 2:51)
- SF** – M. Crabtree, 28 pass from A. Smith (D. Akers) (2–34, 0:36)
- SF** – D. Akers, 36 FG (7–48, 3:45)
- SF** – D. Akers, 42 FG (7–32, 1:50)
- STL** – J. Brown, 49 FG (8–42, 3:38)
- SF** – M. Crabtree, 14 pass from D. Akers (D. Akers) (9–82) (4:09)
- STL** – J. Brown, 48 FG (10–45, 3:36)
- SF** – A. Dixon, 1 run (D. Akers) (5–13, 2:28)
- STL** – B. Lloyd, 36 pass from K. Clemens (J. Brown) (5–69, 1:41)
- STL** – C. Williams, 1 run (J. Brown) (1–36, 0:13)

TEAM STATISTICS	SF	STL
First Downs	21	18
Net Yards Gained	321	311
Rushes/Yards	36/110	25/111
Net Yards Passing	211	200
Att/Comp/INT	32/22/0	34/14/2
Sacked/Yards Lost	3/22	3/26
Punts/Average	5/56.8	6/50.7
Fumbles/Lost	1/0	1/0
Penalties/Yards	5/80	6/50
Time of Possession	35:08	24:52
3rd Down Efficiency	6/16 (38%)	5/15 (33%)

RUSHING: 49ERS – K. Hunter 16–76, A. Dixon 8–21, F. Gore 7–9, A. Smith 5–4 ... **RAMS** – S. Jackson 16–76, K. Clemens 2–18, C. Williams 7–17.

RECEIVING: 49ERS – M. Crabtree 9–92, V. Davis 8–118, K. Hunter 2–11, B. Swain 1–6, A. Dixon 1–6, B. Miller 1–0 ... **RAMS** – B. Lloyd 6–100, L. Kendrick 3–54, D. Alexander 3–36, B. Gibson 1–21, S. Jackson 1–15.

PASSING: 49ERS – A. Smith 31–21–219–0–1 TD, D. Akers 1–1–14–0–1 TD ... **RAMS** – K. Clemens 31–14–226–1–1 TD, T. Brandstater 22–0–0–0–0 TDs, J. Norwood 1–0–0–1–0 TDs.

INTs: 49ERS – T. Brown 2–16 ... **RAMS** – None.

SACKS: 49ERS – N. Bowman 1.0, A. Brooks 1.0, J. Smith 1.0 ... **RAMS** – C. Chamberlain 1.0, J. Hall 1.0, D. Stewart 1.0.

49ERS TURNOVER RATIO: +2 (0 fumbles, 0 INTs/0 fumbles, 2 INTs).

Weather: Dome
Playing Surface: Field Turf
Time: 3:22
Attendance: 55, 990





NFC DIVISIONAL ROUND
SATURDAY, JANUARY 14
NEW ORLEANS 32, SAN FRANCISCO 36
CANDLESTICK PARK



A 14-yd. TD pass from Alex Smith to TE Vernon Davis with 0:09 left in the game capped off one of the most memorable games in postseason history, as the 49ers defeated the New Orleans Saints, 36–32. Powered by Smith, who threw for 299 yds., 3 TDs and added another one on the ground, the 49ers triumphed in its first playoff game in nine years, moving within one win of the Super Bowl. The Niners scored on their second drive of the game, on a 49-yd. TD pass from Smith to Davis. On the Saints next drive, QB Drew Brees committed his first postseason INT in five years, thanks to S Dashon Goldson, giving San Francisco the football deep in New Orleans' territory. Scoring on a TD pass to WR Michael Crabtree, Smith took advantage of the costly turnover, making the score 14–0. On the ensuing kickoff return, S Madiou Williams stripped the ball away from Saints WR Courtney Roby and the loose ball was recovered by LB Blake Costanzo. The takeaway led to a 25-yd. FG by K David Akers. The Saints answered, scoring two TDs before half time, on a 14-yd. pass to TE Jimmy Graham and a 25-yd. pass to WR Marques Colston, making the score 17–14 at the half. San Francisco scored the only points of the 3rd qtr. on a 41-yd. FG by David Akers. The 4th qtr. started out with each team trading FGs. Then would come the four lead changes in the last five minutes of the game. New Orleans struck first on a 44-yd. TD pass to RB Darren Sproles, with 4:02 left on the clock. With the 49ers trailing 24–23, down for the first time in the entire game, Smith scored on a 28-yd. rushing TD. A missed two-point conversion put the 49ers up 29–24 with just 2:11 remaining. Brees took the lead back on a 66-yd. score to TE Jimmy Graham with 1:37 left. RB Darren Sproles then made a catch out of the backfield for the two-point conversion to give the Saints a 32–29 advantage. Facing elimination, Smith connected with Davis twice on their final drive, with the last throw jetting through double coverage for a game-winning 14-yd. TD.

NOTES: The 49ers advanced to the NFC Championship round for the 13th time in franchise history and the first time since the 1997 season. San Francisco won its third straight postseason home game ... It also marked the eighth win in their last 10 postseason contests in San Francisco ... Head coach Jim Harbaugh became just the 5th head coach in franchise history to win his first postseason game ... The 49ers became the first team in NFL history to score two lead-changing TDs in the final three minutes of the 4th qtr. in a postseason game ... Smith finished the day completing 24 of 42 atts. for 299 yds, 3 TDs and a QB rating of 103.2. He also registered a 28-yd. TD run late in the 4th qtr. TE Vernon Davis recorded 7 receipts. for 180 yds. and 2 TDs on the day. His 180 rec. yds. are the most by a TE in NFL postseason history for a single-game ... The 49ers registered 5 takeaways (3 FRs, 2 INTs) in the game, tying the franchise record for most takeaways in a postseason game (four times: last vs. Dal. 1/15/95) ... K David Akers connected on 3 for 3 FGs and 3 PATs for 12 pts. Akers moved into 2nd place in NFL history for FGs made, trailing only K Adam Vinatieri (45). Akers has scored at least one point in all 20 career postseason games, passing K/QB George Blanda for the second-longest streak in NFL postseason history ... 49ers defense was able to register 3 sacks on Saints QB Drew Brees ... LB Aldon Smith forced a New Orleans punt after sacking QB Drew Brees for an 11-yd. loss on 3rd down in the 1st qtr. All-Pro DT Justin Smith brought down Brees for a 9-yd. loss in the 3rd qtr.

	1st	2nd	3rd	4th	Pts
New Orleans	0	14	0	18	32
San Francisco	14	3	3	16	36

- SF** – V. Davis, 49 pass from A. Smith (D. Akers) (2–54, 0:46)
- SF** – M. Crabtree, 4 pass from A. Smith (D. Akers) (3–4, 0:15)
- SF** – D. Akers, 25 FG (4–6, 1:23)
- NO** – J. Graham, 14 pass from D. Brees (J. Kasay) (9–80, 4:40)
- NO** – M. Colston, 25 pass from D. Brees (J. Kasay) (7–66, 3:04)
- SF** – D. Akers, 41 FG (4–6, 1:23)
- NO** – J. Kasay, 48 FG (9–37, 3:26)
- SF** – D. Akers, 37 FG (5–45, 3:02)
- NO** – S. Sproles, 44 pass from D. Brees (J. Kasay) (9–79, 3:34)
- SF** – A. Smith, 28 run (run short) (6–80, 1:51)
- NO** – J. Graham, 66 pass from D. Brees (pass complete) (4–88, 0:34)
- SF** – V. Davis, 14 pass from A. Smith (D. Akers) (7–85, 1:28)

TEAM STATISTICS	NO	SF
First Downs	26	17
Net Yards Gained	472	407
Rushes/Yards	14/37	22/143
Net Yards Passing	435	264
Att/Comp/INT	63/40/2	42/24/0
Sacked/Yards Lost	3/27	4/35
Punts/Average	5/45.4	8/43.4
Fumbles/Lost	3/1	3/1
Penalties/Yards	0/0	3/33
Time of Possession	31:20	28:40
3rd Down Efficiency	5/14 (36%)	4/15 (27%)

RUSHING: 49ERS – F. Gore 13–89, A. Smith 1–28, K. Hunter 6–23, T. Ginn Jr. 1–3, A. Dixon 1–0 ... **SAINTS** – C. Ivory 9–23, P. Thomas 1–6, D. Brees 1–5, D. Sproles 3–3.

RECEIVING: 49ERS – V. Davis 7–180, F. Gore 7–38, M. Crabtree 4–25, K. Williams 2–12, B. Miller 1–16, K. Hunter 1–13, T. Ginn Jr. 1–11, J. Peelle 1–4 ... **SAINTS** – D. Sproles 15–119, M. Colston 9–136, J. Graham 5–103, D. Henderson 4–49, R. Meachem 3–18, A. Arrington 1–14, M. Higgins 1–10, J. Collins 1–8, P. Thomas 1–5.

PASSING: 49ERS – A. Smith 42–24–299–0–3 TDs ... **SAINTS** – D. Brees 63–40–462–2–4 TDs.

INTs: 49ERS – T. Brown 1–0, D. Goldson 1–41 ... **SAINTS** – None.

SACKS: 49ERS – A. Brooks 1.0, A. Smith 1.0, J. Smith 1.0 ... **SAINTS** – R. Harper 1.5, M. Jenkins 1.0, M. Wilson 1.5.

49ERS TURNOVER RATIO: +4 (1 fumbles, 0 INTs/3 fumbles, 2 INTs).

Weather: Sunny
Playing Surface: Natural Grass
Time: 3:42
Attendance: 69, 732





NFC CHAMPIONSHIP GAME
SUNDAY, JANUARY 22
NEW YORK GIANTS 20, SAN FRANCISCO 17 (OT)
CANDLESTICK PARK



When asked what his message was to his players after falling short to the New York Giants in the NFC Championship game, Harbaugh stated, "As Sir Andrew Barton said, 'Fight on my men, we're hurt but not slain. We'll lay down and bleed a while. Then we'll rise and fight again.'" Harbaugh, of course was referring to his team's blue-collar mentality after the Giants escaped rain-soaked Candlestick Park with a 20-17 overtime victory. "They stand toe-to-toe and fight every time they go out onto the field," added Harbaugh. "Be forever proud of our players and coaches the way they compete." Harbaugh got the Niners to the brink of the Super Bowl in his rookie year, taking over a 6-10 team and going 13-3 to win the NFC West. The extra minutes at Candlestick Park went in favor of the opponent in a year where most didn't expect a storybook season. The 49ers defense played stoically, recording six sacks on Giants QB Eli Manning, which ranked t-2nd for the most sacks in a postseason game in franchise history (6 - four times, last vs. Den. - 1/29/90). TE Vernon Davis gave the 49ers a 7-0 lead with 7:11 remaining in the 1st qtr. after running a pattern down the right sideline and outracing the secondary for a 73-yd. TD recept. from QB Alex Smith. On their ensuing drive, the Giants drove from their own 31 to the San Francisco 34-yd. line. On 3rd-and-1, Manning and the Giants failed to get a first down despite two opportunities. The Giants eventually evened the score on a 10-play, 69-yd. drive when TE Bear Pascoe caught Manning's short pass at the 6-yd. line and stepped into the end zone for the TD. The Giants added a FG with two seconds remaining in the 2nd qtr. to give them a 10-7 edge going into the locker room. Davis' second TD of the game, gave the lead back to the Niners at 14-10 with 5:18 remaining in the 3rd qtr. San Francisco's 3-play, 54-yd. TD drive was set up by a short pass to RB Frank Gore, who turned it into a 24-yd. gain. On the next play, Davis went in motion from right to left and caught a lofted pass to the end zone by Smith. The Giants took the lead back after the ball inadvertently glanced off WR Kyle Williams on a punt, giving the ball back to the Giants on their 29 yard line. Manning connected a 17-yard pass to WR Mario Manningham to give the Giants a 17-14 lead with 8:41 remaining. Williams' 40-yd. return on the ensuing kickoff enabled the 49ers to start their next possession at their own 45. On consecutive plays, Smith scrambled for 17 yds. and RB Kendall Hunter ran for 18 more, resulting in a K David Akers game-tying FG with 5:39 to go, 17-17. After both teams went 3-and-out on their first overtime possession, a Giants takeaway on a Williams fumble, forced by LB Jacquian Williams on a punt return, gave the Giants possession at their own 36 with 9:32 remaining. After converting one first down, K Lawrence Tynes sent the season-ending 31-yd. FG through the uprights.

NOTES: TE Vernon Davis notched 3 receipts. for 112 yds. and 2 TD receipts. on the day. According to the Elias Sports Bureau, his 10 receipts. for 292 rec. yds. were the most by a tight end in their first two postseason games in NFL history ... Davis was on the receiving end of a 73-yd. TD pass by QB Alex Smith in the 1st qtr. The 73-yd. completion tied Davis' career-long (73t at StL - 1/3/10). It also marked the fourth longest postseason receipt. in 49ers postseason history ... The 49ers defense recorded 6 sacks in the game, which ranked t-2nd for the most sacks in a postseason game in franchise history (6 - four times, last vs. Den. - 1/29/90) ... McDonald registered 2.5 sacks on the day, which ranked t-2nd in franchise history for the most sacks by a one player in a postseason game ... LB Aldon Smith, DT Justin Smith and LB Patrick Willis each added one sack, while LB NaVorro Bowman notched 0.5 sack ... K David Akers connected on 1 of 1 FGs and 2 PATs for 5 pts.... Akers scored at least one point in all 21 career postseason games, trailing only Vinatieri (24) for the longest scoring streak in NFL postseason history.

	1st	2nd	3rd	4th	OT	Pts
New York Giants	0	10	0	7	3	20
San Francisco	7	0	7	3	0	17

- SF** - V. Davis, 73 pass from A. Smith (D. Akers) (2-73, 0:13)
- NYG** - B. Pascoe, 6 pass from E. Manning (L. Tynes) (10-69, 4:16)
- NYG** - L. Tynes, 31 FG (10-51, 1:34)
- SF** - V. Davis, 28 pass from A. Smith (D. Akers) (3-54, 1:30)
- NYG** - M. Manningham, 17 pass from E. Manning (L. Tynes) (6-29, 2:34)
- SF** - D. Akers, 25 FG (6-48, 2:55)
- NYG** - L. Tynes, 31 FG (5-11, 2:26)

TEAM STATISTICS	NYG	SF
First Downs	20	15
Net Yards Gained	352	328
Rushes/Yards	26/85	28/150
Net Yards Passing	267	178
Att/Comp/INT	58/32/0	26/12/0
Sacked/Yards Lost	6/49	3/18
Punts/Average	12/55.7	10/45.5
Fumbles/Lost	1/0	4/2
Penalties/Yards	9/60	6/50
Time of Possession	39:36	28:18
3rd Down Efficiency	7/21 (33%)	1/13 (8%)

RUSHING: 49ERS - F. Gore 16-74, A. Smith 6-42, K. Hunter 4-31, A. Dixon 2-3 ... **GIANTS** - A. Bradshaw 20-74, B. Jacobs 5-13, E. Manning 1 (-2).

RECEIVING: 49ERS - F. Gore 6-45, V. Davis 3-112, D. Walker 2-36, M. Crabtree 1-3 ... **GIANTS** - V. Cruz 10-142, A. Bradshaw 6-52, H. Nicks 5-55, T. Beckum 4-16, H. Hynoski 3-20, B. Jacobs 2-8, M. Manningham 1-17, B. Pascoe 1-6.

PASSING: 49ERS - A. Smith 26-12-196-0-2 TDs ... **GIANTS** - E. Manning 58-32-316-0-2 TDs.

INTs: 49ERS - None ... **GIANTS** - None.

SACKS: 49ERS - R. McDonald 2.5, A. Smith 1.0, J. Smith 1.0, P. Willis 1.0, N. Bowman 0.5 ... **GIANTS** - J. Tuck 1.5, M. Kiwanuka 0.5, J. Pierre-Paul 0.5, O. Umenyiora 0.5.

49ERS TURNOVER RATIO: -2 (0 fumbles, 0 INTs/2 fumbles, 0 INTs).

Weather: Rain
Playing Surface: Natural Grass
Time: 3:54
Attendance: 69, 732



ALL-TIME REGULAR SEASON SERVICE

MOST SEASONS PLAYED

Player	Seasons
1. John Brodie (1957–1973)	17
2. Jerry Rice (1985–2000)	16
Jimmy Johnson (1961–1976)	16
4. Charlie Krueger (1959–1973)	15
5. Bryant Young (1994–2007)	14
Matt Hazeltine (1955–1968)	14
Leo Nomellini (1950–1963)	14

MOST CONSECUTIVE GAMES PLAYED

Player	Games
1. Brian Jennings (2000–*)	208
Len Rohde (1960–1974)	208
3. Jerry Rice (1985–2000)	189
4. Leo Nomellini (1950–1963)	174

MOST REGULAR SEASON GAMES PLAYED

Player	Pos	Years	Seasons	Games
1. Jerry Rice	WR	1985–2000	16	238
2. Jimmy Johnson	DB/HB	1961–1976	16	213
3. Brian Jennings	TE/LS	2000–*	13	208
Bryant Young	DT	1994–2007	14	208
Len Rohde	T	1960–1974	15	208
6. John Brodie	QB	1957–1973	17	201
7. Charlie Krueger	DT	1959–1973	15	198
8. Randy Cross	G/C	1976–1988	13	185
9. Jesse Sapolu	G/C	1983–1997	15	182
10. Matt Hazeltine	LB	1955–1968	14	176

MOST REGULAR SEASON GAMES PLAYED BY POSITION

Quarterbacks	Pos	Years	Seasons	Games
1. John Brodie	QB	1957–1973	17	201
2. Joe Montana	QB	1979–1992	14	167
3. Steve Young	QB	1987–1999	13	150
4. Y.A. Tittle	QB	1951–1960	10	112
5. Steve Spurrier	QB	1967–1975	9	92
6. Alex Smith	QB	2005–*	8	80
7. Jeff Garcia	QB	1999–2003	5	74
8. Elvis Grbac	QB	1993–1996	4	43
9. Steve DeBerg	QB	1978–1980	3	39
Billy Kilmer	QB	1961–1966	6	39

Offensive Linemen	Pos	Years	Seasons	Games
1. Len Rohde	T	1960–1974	15	208
2. Keith Fahnhorst	T	1974–1987	14	193
3. Randy Cross	G/C	1976–1988	13	185
4. Jesse Sapolu	G/C	1983–1997	15	182
5. Steve Wallace	T	1986–1996	11	166
6. Bruce Bosley	C/G	1956–1968	13	163
7. John Ayers	G	1977–1986	10	148
8. Guy McIntyre	G	1984–1993	10	145
9. Fred Quillan	C	1978–1987	10	143
10. Harris Barton	T	1987–1996	10	138

WRs/TEs	Pos	Years	Seasons	Games
1. Jerry Rice	WR	1985–2000	16	238
2. Brian Jennings	TE/LS	2000–*	13	208
3. Brent Jones	TE	1987–1997	11	143
4. Mike Wilson	WR	1981–1990	10	136
5. Dwight Clark	WR	1979–1987	9	134
6. Gene Washington	WR	1969–1977	9	124
7. Terrell Owens	WR	1996–2003	8	121
John Taylor	WR	1987–1995	9	121
9. Freddie Solomon	WR	1978–1985	8	114
10. J.J. Stokes	WR	1995–2002	8	111

Running Backs	Pos	Years	Seasons	Games
1. Joe Perry	FB	1950–1963	12	131
2. Ken Willard	FB	1965–1973	9	125
3. Roger Craig	RB	1983–1990	8	121
4. Frank Gore	RB	2005–*	8	116
5. Tom Rathman	FB	1986–1993	8	115
6. Fred Beasley	FB	1998–2005	8	114
7. Terry Jackson	RB	1999–2005	7	100
8. Hugh McElhenny	HB	1952–1960	9	97
J.D. Smith	HB	1956–1964	9	97
10. Dexter Carter	RB	1990–1996	7	90

Defensive Linemen	Pos	Years	Seasons	Games
1. Bryant Young	DT	1994–2007	14	208
2. Charlie Krueger	DT	1959–1973	15	198
3. Leo Nomellini	DT	1950–1963	14	174
4. Roland Lakes	DT	1961–1970	10	140
5. Cedrick Hardman	DE	1970–1979	10	139
6. Tommy Hart	DE	1968–1977	10	131
7. Michael Carter	NT	1984–1992	9	121
8. Dwaine Board	DE	1979–1988	10	117
9. Dennis Brown	DE	1990–1996	7	110
10. Dana Stubblefield	DT	1993–2002	9	108

Linebackers	Pos	Years	Seasons	Games
1. Matt Hazeltine	LB	1955–1968	14	176
2. Keena Turner	LB	1980–1990	11	153
Dave Wilcox	LB	1964–1974	11	153
4. Frank Nunley	LB	1967–1976	10	137
5. Willie Harper	LB	1973–1983	11	134
Mike Walter	LB	1984–1993	10	134
7. Jeff Ulbrich	LB	2000–2009	10	120
8. Skip Vanderbundt	LB	1969–1977	9	119
9. Ken Norton	LB	1994–2000	7	112
10. Karl Rubke	C/LB	1957–1965	9	104
Derek Smith	LB	2001–2007	7	104

Secondary	Pos	Years	Seasons	Games
1. Jimmy Johnson	DB/HB	1961–1976	16	213
2. Mel Phillips	DB	1966–1977	12	147
3. Ronnie Lott	S	1981–1990	10	129
4. Merton Hanks	S	1991–1998	8	125
5. Don Griffin	CB	1986–1993	8	114
6. Tim McDonald	S	1993–1999	7	111
7. Eric Wright	CB	1981–1990	10	110
8. Bruce Taylor	CB	1970–1977	8	100
9. Dwight Hicks	S	1979–1985	7	96
10. Kermit Alexander	DB	1963–1969	7	94

Kickers	Pos	Years	Seasons	Games
1. Ray Werschling	K	1977–1987	11	155
2. Tommy Davis	K	1959–1969	11	138
3. Mike Cofer	K	1988–1993	6	96
4. Joe Nedney	K	2005–2010	6	86
5. Bruce Gossett	K	1970–1974	5	70

Punters	Pos	Years	Seasons	Games
1. Andy Lee	P	2004–*	9	144
2. Tom Wittum	P	1973–1977	5	70
3. Max Runager	P	1984–1988	5	59
4. Tommy Thompson	P	1995–1997	3	48
5. Barry Helton	P	1988–1990	3	47

ALL-TIME REGULAR SEASON SCORING

ALL-TIME LEADING SCORERS

Player	Years	Gms	TDs	Rsh	Rec	Ret	2-pt	PAT	FG	Pts
1. Jerry Rice	1985–2000	238	187	10	176	1	4	0/0	0/0	1,130
2. Ray Wersching	1977–1987	155	0	0	0	0	0	409/425	190/261	979
3. Tommy Davis	1959–1969	138	0	0	0	0	0	348/350	130/276	738
4. Mike Cofer	1988–1993	96	0	0	0	0	0	289/297	128/194	673
5. Gordy Soltau	1950–1958	107	25	0	25	0	0	284/302	70/138	644
6. Joe Nedney	2005–2010	86	0	0	0	0	0	154/154	129/149	541
7. Terrell Owens	1996–2003	121	83	2	81	0	2	0/0	0/0	502
8. Bruce Gossett	1970–1974	70	0	0	0	0	0	163/168	99/153	460
9. Roger Craig	1983–1990	121	66	50	16	0	0	0/0	0/0	396
10. Frank Gore	2005–*	116	62	51	10	1	1	0/0	0/0	374
11. Ken Willard	1965–1973	125	61	45	16	0	0	0/0	0/0	366
12. Gene Washington	1969–1977	124	59	0	59	0	0	0/0	0/0	354
13. Joe Perry	1950–1963	131	57	50	7	0	0	6/7	1/6	351
14. Hugh McElhenny	1952–1960	97	51	35	15	1	0	0/0	0/0	306
15. Billy Wilson	1951–1960	100	49	0	49	0	0	0/0	0/0	294
16. Dwight Clark	1979–1987	134	48	0	48	0	0	0/0	0/0	288
Freddie Solomon	1978–1985	114	48	3	43	0	0	0/0	0/0	288
18. Wade Richey	1998–2000	48	0	0	0	0	0	122/127	54/72	284
19. John Taylor	1987–1995	121	46	0	43	3	0	0/0	0/0	276
20. J.D. Smith	1956–1964	97	42	37	5	0	0	0/0	0/0	252

MOST POINTS IN SINGLE SEASON

Player	Year	TDs	XPM	XPA	FGM	FGA	2pt	Pts
1. David Akers	2011	0	34	34	44	52	0	166
2. Jerry Rice	1987	23	0	0	0	0	0	138
3. Mike Cofer	1989	0	49	51	29	36	0	136
4. David Akers	2012	0	44	44	29	42	0	131
Ray Wersching	1984	0	56	56	25	35	0	131
5. Jeff Wilkins	1996	0	40	40	30	34	0	130
6. Ray Wersching	1983	0	51	51	25	30	0	126
7. Gary Anderson	1997	0	38	38	29	36	0	125
8. Mike Cofer	1988	0	40	41	27	38	0	121
Joe Nedney	2008	0	34	34	29	33	0	121
10. Ray Wersching	1986	0	41	42	25	35	0	116
Joe Nedney	2006	0	29	29	29	35	0	116

Led NFL Led Conference + NFL Record

LONGEST FIELDS GOALS

Player	Game	Lg
1. David Akers	at GB (9/9/12)	+63
2. Joe Nedney	at StL (12/24/05)	56
Mike Cofer	at Atl. (10/14/90)	56
4. David Akers	at Det. (10/16/11)	55
David Akers	vs. Dal. (9/18/11)	55
6. David Akers	at Sea. (12/23/12)	54
Steve Mike–Mayer	at LA Rams (11/9/75)	54
Bruce Gossett	vs. NO (10/21/73)	54
9. David Akers	at Cin. (9/25/11)	53
David Akers	at Sea. (12/24/11)	53
Joe Nedney	vs. Phi. (10/12/08)	53
Ray Wersching	at Det. (9/2/84)	53
Tommy Davis	at LA Rams (10/17/65)	53
Tommy Davis	vs. Chi. (10/4/64)	53

ALL-TIME SCORING

Touchdowns by Rushing	951
Touchdowns by Receptions	1,325
Touchdowns by Interception Return	79
Touchdowns by Kickoff Return	21
Touchdowns by Punt Return	30
Fields Goals Made	1,110
Safeties	28

50+ YARD FIELD GOALS, Career

Player	No.
1. Joe Nedney	10
2. David Akers	9
3. Mike Cofer	5
4. Ray Wersching	4
Tommy Davis	4
6. Todd Peterson	2
Bruce Gossett	2

FIELD GOAL PCT., Career

Player	Pct.
1. Joe Nedney, 129–149	86.6
2. David Akers, 73–94	77.7
3. Ray Wersching, 190–261	72.8
4. Mike Cofer, 128–191	67.0
5. Bruce Gossett, 99–153	64.7

SAFETIES, Career

Player	Safeties
1. Bryant Young	3
Charlie Krueger	3
3. Leo Nomellini	2
4. 17 Players	1
(Last, Ray McDonald 11/19/12 vs. Chi.)	

MOST TOUCHDOWNS, Career

Player	TD
1. Jerry Rice (WR)	187
2. Terrell Owens (WR)	83
3. Roger Craig (RB)	66
4. Frank Gore (RB)	62
5. Ken Willard (FB)	61
6. Gene Washington (WR)	59
7. Joe Perry (FB)	57
8. Hugh McElhenny (HB)	51
9. Billy Wilson (E)	49
10. Dwight Clark (WR)	48
Freddie Solomon (WR)	48

MOST FGs MADE, Career

Player	FGM
1. Ray Wersching	190
2. Tommy Davis	130
3. Joe Nedney	129
4. Mike Cofer	128
5. Bruce Gossett	99
6. David Akers	73
7. Gordie Soltau	70
8. Wade Richey	54
9. Jeff Wilkins	42
10. Jose Cortez	36

MOST FGs ATTEMPTED, Career

Player	FGA
1. Tommy Davis	276
2. Ray Wersching	261
3. Mike Cofer	191
4. Bruce Gossett	153
5. Joe Nedney	149
6. Gordie Soltau	139
7. David Akers	94
8. Wade Richey	72
9. Steve Mike–Mayer	56
10. Jose Cortez	50

MOST PATs MADE, Career

Player	PAT
1. Ray Wersching	409
2. Tommy Davis	348
3. Mike Cofer	289
4. Gordie Soltau	284
5. Bruce Gossett	163
6. Joe Nedney	154
7. Wade Richey	122
8. Doug Brien	79
9. David Akers	78
10. Jose Cortez	74

MOST PATs ATTEMPTED, Career

Player	PAT
1. Ray Wersching	425
2. Tommy Davis	350
3. Gordie Soltau	303
4. Mike Cofer	296
5. Bruce Gossett	168
6. Joe Nedney	154
7. Wade Richey	127
8. Doug Brien	81
9. David Akers	78
10. Jose Cortez	74

ALL-TIME REGULAR SEASON SCORING

TOP SINGLE-GAME SCORING PERFORMANCES

MOST POINTS

Player	Game	Points
1. Jerry Rice (WR)	at Atl. (10/14/90) – 5 TDs	30
2. Gordy Soltau (E)	vs. LA Rams (10/28/51) – 3 TDs, 1 FG, 5 PATs	26
3. Jerry Rice (WR)	at TB (11/14/93) – 4 TDs	24
Billy Kilmer (QB)	at Min. (10/15/61) – 4 TDs	24
5. Jeff Wilkins (K)	vs. Atl. (9/29/96) – 6 FGs, 3 PATs	21
Gordy Soltau (E)	vs. Bal. (12/13/53) – 2 TDs, 6 PATs, 1 FG	21

MOST TOUCHDOWNS

Player	Game	TDs
1. Jerry Rice (WR)	at Atl. (10/14/90)	5
2. Jerry Rice (WR)	at TB (11/14/93)	4
Billy Kilmer (QB)	at Min. (10/15/61)	4

MOST FIELD GOALS MADE

Player	Game	FGM
1. Jeff Wilkins	vs. Atl. (9/29/96)	6
Ray Wersching	at NO (10/16/83)	6
3. Joe Nedney	vs. TB (10/30/05)	5
Jeff Chandler	vs. Chi. (9/7/03)	5
Bruce Gossett	at Den. (9/23/73)	5

MOST FIELD GOALS ATTEMPTED

Player	Game	FGA
1. David Akers	vs. Arz. (11/20/11)	6
Joe Nedney	vs. TB (10/30/05)	6
Jeff Wilkins	vs. Atl. (9/29/96)	6
Ray Wersching	at NO (10/16/83)	6
Tommy Davis	at LA Rams (10/17/65)	6
Tommy Davis	at Dal. (11/20/60)	6
Gordy Soltau	at GB (11/23/58)	6

MOST PATs MADE

Player	Game	PATs Made
1. Mike Cofer	at Det. (12/19/93)	8
Mike Cofer	vs. Atl. (10/18/92)	8
Mike Cofer	vs. Chi. (10/23/91)	8
Bruce Gossett	at Atl. (10/29/72)	8
Tommy Davis	at Det. (10/1/61)	8

MOST PATs ATTEMPTED

Player	Game	PATs Att.
1. Mike Cofer	at Det. (12/19/93)	8
Mike Cofer	vs. Atl. (10/18/92)	8
Mike Cofer	vs. Chi. (10/23/91)	8
Bruce Gossett	at Atl. (10/29/72)	8
Tommy Davis	at Det. (10/1/61)	8

MOST CONSECUTIVE FIELD GOALS MADE

Player	FG
1. Joe Nedney (11/26/06 to 9/30/07)	18
2. Mike Cofer (12/4/88 to 10/1/89)	17
3. Wade Richey (12/27/98 to 11/7/99)	16
Gary Anderson (9/14/97 to 11/10/97)	16
5. David Akers (10/9/11 to 11/13/11)	15
6. Jose Cortez (9/5/02 to 11/3/02)	13
Bruce Gossett (10/14/73 to 12/2/73)	13

MOST TOUCHDOWNS, Season

Player	TD
1. Jerry Rice (1987), 22 rec., 1 rush	23
2. Jerry Rice (1995), 15 rec., 1 rush, 1 fum. rec.	17
Jerry Rice (1989), 17 rec.	17
4. Terrell Owens (2001), 16 rec.	16
Jerry Rice (1993), 15 rec, 1 rush	16
Jerry Rice (1986), 15 rec., 1 rush	16

MOST FGs MADE, Season

Player	FGM
1. David Akers (2011)	44
2. Jeff Wilkins (1996)	30
3. David Akers (2012)	29
Joe Nedney (2008)	29
Joe Nedney (2006)	29
Gary Anderson (1997)	29
Mike Cofer (1989)	29

MOST CONSECUTIVE GAMES WITH FG MADE

Player	Games
1. David Akers (9/11/11 to current)	32
2. Bruce Gossett (11/29/70 to 10/1/72)	21

MOST FGs ATTEMPTED, Season

Player	FGA
1. David Akers (2011)	52
2. David Akers (2012)	42
3. Mike Cofer (1988)	38
4. Gary Anderson (1997)	36
Mike Cofer (1990)	36
Mike Cofer (1989)	36
Bruce Gossett (1971)	36

MOST PATs MADE, Season

Player	PAT
1. Doug Brien (1994)	60
2. Mike Cofer (1993)	59
3. Ray Wersching (1984)	56
4. Mike Cofer (1992)	53
5. Tommy Davis (1965)	52
Ray Wersching (1985)	52

MOST CONSECUTIVE PATs MADE

Player	PAT
1. Tommy Davis (9/27/59 to 12/12/65)	234

MOST PATs ATTEMPTED, Season

Player	PAT
1. Doug Brien (1994)	62
2. Mike Cofer (1993)	61
3. Ray Wersching (1984)	56
4. Mike Cofer (1992)	54
5. Tommy Davis (1965)	53
Ray Wersching (1985)	53

MOST CONSECUTIVE GAMES WITH A TOUCHDOWN

Player	Games
1. Jerry Rice (12/19/86 to 12/27/87)	13
2. Terrell Owens (11/8/98 to 12/27/98)	8
Jerry Rice (12/8/89 to 11/27/89)	8
Dave Parks (11/7/65 to 9/11/66)	8

ALL-TIME REGULAR SEASON PASSING

ALL-TIME LEADING PASSERS (BY YARDS)

Player	Years	Gms	Att	Cmp	Pct	Yards	TD	INT	Lg	QB Rat	INT Pct.
1. Joe Montana	1979-1992 (14)	167	4,600	2,929	63.7	35,124	244	123	96t	93.5	2.7
2. John Brodie	1957-1973 (17)	201	4,490	2,518	56.1	32,162	230	224	80t	75.0	5.0
3. Steve Young	1987-1999 (13)	150	3,648	2,400	65.8	29,907	221	86	97t	101.4	2.4
4. Jeff Garcia	1999-2003 (5)	74	2,360	1,449	61.4	16,408	113	56	76t	88.3	2.4
5. Y.A. Tittle	1951-1960 (10)	112	2,194	1,226	55.9	16,016	108	134	78t	70.0	6.1
6. Alex Smith	2005-* (8)	80	2,177	1,290	59.3	14,280	81	63	75	79.1	2.9
7. Steve DeBerg	1978-1980 (3A)	39	1,201	670	55.8	7,220	37	60	93t	63.1	5.0
8. Steve Spurrier	1967-1975 (9)	92	840	441	52.5	5,250	33	48	81t	61.2	5.7
9. Tim Rattay	2000-2005 (6)	32	586	356	60.8	3,941	24	18	89t	81.6	3.1
10. Frankie Albert	1950-1952 (3)	36	601	316	52.6	3,847	27	43	60	57.7	7.2
11. Shaun Hill	2007-2009 (3)	18	522	322	61.7	3,490	23	11	61	87.3	2.1
12. Jim Plunkett	1976-1977 (2)	26	491	254	51.7	3,285	22	30	85t	62.5	6.1
13. Elvis Grbac	1994-1996 (3)	42	430	284	66.0	3,098	18	16	81t	85.6	3.7
14. Steve Bono	1989-1993 (5)	34	359	220	61.3	2,558	14	7	78	87.7	1.9
15. Colin Kaepernick	2011-* (2)	16	223	139	62.3	1,849	10	3	57	97.9	1.3
16. Ken Dorsey	2004-2005 (2)	11	316	171	54.1	1,712	8	11	59	63.7	3.5
17. George Mira	1964-1968 (5)	47	240	112	46.7	1,711	17	14	79t	70.0	5.8
18. Norm Snead	1975-1975 (2)	14	237	138	58.2	1,705	11	11	60t	76.7	4.6
19. J.T. O'Sullivan	2008 (1)	9	220	128	58.2	1,678	8	11	63	73.6	5.0
20. Tom Owen	1974-1975 (2)	14	235	112	47.7	1,645	11	17	68t	56.4	7.2

MOST PASSING YARDS IN SINGLE SEASON

Player	Year	Att	Cmp	Pct	Yards	TD	INT	LG	QB Rat	INT Pct
1. Jeff Garcia	2000	561	355	63.3	4,278	31	10	69t	97.6	1.8
2. Steve Young	1998	517	322	62.3	4,170	36	12	81t	101.1	2.3
3. Steve Young	1993	462	314	68.0	4,023	29	16	80t	101.5	3.5
4. Steve Young	1994	461	324	70.3	3,969	35	10	69t	112.8	2.2
5. Joe Montana	1990	520	321	61.7	3,944	26	16	78t	89.0	3.1
6. Joe Montana	1983	515	332	64.5	3,910	26	12	77t	94.6	2.3
7. Joe Montana	1985	494	303	61.3	3,653	27	13	73	91.3	2.6
8. Steve DeBerg	1979	578	347	60.0	3,652	17	21	50	73.1	3.6
9. Joe Montana	1984	432	279	64.6	3,630	28	10	80t	102.9	2.3
10. Joe Montana	1981	488	311	63.7	3,565	19	12	78t	88.4	2.5

Led NFL

Led Conference

MOST CONSECUTIVE COMPLETIONS

Player	Game(s)	Cmp
1. Joe Montana	last 5 vs. Cle. (11/29/87) first 17 at GB (12/6/87)	22
2. Steve Young	at Was. (11/24/96)	19

CONSECUTIVE PASSES WITHOUT INTERCEPTION

Player	Game(s)	Atts
1. Alex Smith	12 passes at Bal. (11/24/11) to 33 passes at Min. (9/23/12)	249
2. Steve Young	22 passes vs. Min. (10/3/93) to 12 passes at LA Rams (11/28/93)	184
3. Joe Montana	12 passes at Phi. (9/24/89) to 6 passes vs. GB (11/19/89)	154

CONSECUTIVE GAMES WITH TOUCHDOWN PASS

Player	Game(s)	Games
1. Steve Young	at Det. (10/9/94) to vs. StL (11/26/95) note: DNP in 5 games in 1995	18
2. Steve Young	vs. NYJ (9/6/98) to vs. StL (12/27/98) note: EQ on 11/8/98	15
3. Joe Montana	vs. Buf. (12/17/89) to vs. NYG (12/3/90)	14

BEST QB RATING, Career

Player	QB Rat
1. Steve Young	101.4
2. Joe Montana	93.5
3. Jeff Garcia	88.3
4. Shaun Hill	87.3
5. Tim Rattay	81.6
6. Alex Smith	79.1
7. John Brodie	75.0
8. Y.A. Tittle	70.0
9. Steve DeBerg	63.1
10. Steve Spurrier	61.2

(min. 500 attempts)

AVG YDS PER ATTEMPT, Career

Player	Y/A
1. Steve Young	8.20
2. Joe Montana	7.64
3. Y.A. Tittle	7.30
4. John Brodie	7.16
5. Jeff Garcia	6.95

(min. 500 attempts)

MOST ATTEMPTS, Career

Player	Att
1. Joe Montana	4,600
2. John Brodie	4,490
3. Steve Young	3,648
4. Jeff Garcia	2,360
5. Y.A. Tittle	2,194
6. Alex Smith	2,177
7. Steve DeBerg	1,201
8. Steve Spurrier	840
9. Frankie Albert	601
10. Tim Rattay	586

MOST COMPLETIONS, Career

Player	Comp
1. Joe Montana	2,929
2. John Brodie	2,518
3. Steve Young	2,400
4. Jeff Garcia	1,449
5. Alex Smith	1,290
6. Y.A. Tittle	1,226
7. Steve DeBerg	670
8. Steve Spurrier	441
9. Tim Rattay	322
10. Shaun Hill	322

MOST TD PASSES, Career

Player	TD
1. Joe Montana	244
2. John Brodie	230
3. Steve Young	221
4. Jeff Garcia	113
5. Y.A. Tittle	108
6. Alex Smith	81
7. Steve DeBerg	37
8. Steve Spurrier	33
9. Frankie Albert	27
10. Tim Rattay	24

MOST INTs, Career

Player	INT
1. John Brodie	224
2. Y.A. Tittle	134
3. Joe Montana	123
4. Steve Young	86
5. Alex Smith	63
6. Steve DeBerg	60
7. Jeff Garcia	56
8. Steve Spurrier	48
9. Frankie Albert	43
10. Jim Plunkett	30

BEST COMPLETION PCT., Career

Player	Comp. %
1. Steve Young	65.8
2. Joe Montana	63.7
3. Shaun Hill	61.7
4. Jeff Garcia	61.4
5. Tim Rattay	60.8
6. Alex Smith	59.3
7. John Brodie	56.1
8. Y.A. Tittle	55.9
9. Steve DeBerg	55.8
10. Frankie Albert	52.6

(min. 500 attempts)

ALL-TIME REGULAR SEASON PASSING

TOP SINGLE-GAME PASSING

MOST PASSING YARDS

Player	Game	Yards
1. Joe Montana	at Atl. (10/14/90)	476
2. Steve Young	at LA Rams (11/28/93)	462
3. Joe Montana	at LA Rams (12/11/89)	458
4. Steve Young	vs. Buf. (9/13/92)	449
5. Joe Montana	at Was. (11/17/86)	441

MOST ATTEMPTS

Player	Game	Att
1. Joe Montana	at Was. (11/17/86)	60
2. Joe Montana	at Atl. (10/6/85)	57
Tim Rattay	vs. Arz. (10/10/04)	57
4. Jeff Garcia	at Dal. (12/8/02)	55
5. Jeff Garcia	at Car. (11/18/01)	54
Steve DeBerg	at Atl. (12/16/79)	54
John Brodie	at Chi. (11/13/66)	54

MOST COMPLETIONS

Player	Game	Cmp
1. Tim Rattay	vs. Arz. (10/10/04)	38
2. Joe Montana	at Atl. (10/6/85)	37
3. Jeff Garcia	vs. Chi. (12/17/00)	36
Jeff Garcia	at Dal. (12/8/02)	36
5. Jeff Garcia	at Car. (11/18/01)	34
Joe Montana	at Pit. (9/13/87)	34

MOST TOUCHDOWN PASSES

Player	Game	TD
1. Joe Montana	at Atl. (10/14/90)	6
2. Joe Montana	at Phi. (9/24/89)	5
Joe Montana	at Atl. (10/6/85)	5
Steve Spurrier	at Chi. (11/19/72)	5
John Brodie	at Min. (11/28/65)	5

MOST INTERCEPTIONS

Player	Game	INT
1. John Brodie	at Det. (11/4/73)	6
2. Steve DeBerg	at Dal. (10/12/80)	5
Scott Bull	vs. Pit. (11/27/78)	5
Tom Owen	at Cle. (12/1/74)	5
John Brodie	vs. Bal. (11/29/64)	5
Y.A. Tittle	vs. Bal. (12/5/59)	5
Y.A. Tittle	at Bal. (11/30/58)	5
Frankie Albert	vs. Pit. (12/7/52)	5

HIGHEST COMPLETION PERCENTAGE (20+ atts)

Player	Game	Pct.
1. Steve Young	vs. Det. (10/20/91), 18-20	90.0
2. Steve Young	vs. NO (9/14/97), 18-21	85.7
3. John Brodie	vs. Atl. (9/29/68), 17-20	85.0
4. Joe Montana	vs. Atl. (9/25/83), 27-32	84.4

AVERAGE YARDS PER ATTEMPT (20+ attempts)

Player	Game	Y/A
1. Steve Young	vs. Det. (12/19/93)	15.39
2. Steve Young	vs. LA Rams (11/28/93)	14.44
3. Steve Young	vs. Atl. (10/18/92)	14.25
4. Steve Young	vs. Atl. (9/21/97)	14.00

MOST ATTEMPTS, Season

Player	Att
1. Steve DeBerg (1979)	578
2. Jeff Garcia (2000)	561
3. Jeff Garcia (2002)	528
4. Joe Montana (1990)	520
5. Steve Young (1998)	517

MOST COMPLETIONS, Season

Player	Cmp
1. Jeff Garcia (2000)	355
2. Steve DeBerg (1979)	347
3. Joe Montana (1983)	332
4. Jeff Garcia (2002)	328
5. Steve Young (1994)	324

MOST TD PASSES, Season

Player	TD
1. Steve Young (1998)	36
2. Steve Young (1994)	35
3. Jeff Garcia (2001)	32
4. Jeff Garcia (2000)	31
Joe Montana (1987)	31

MOST INTs, Season

Player	INT
1. Y.A. Tittle (1955)	28
2. John Brodie (1971)	24
3. Frankie Albert (1950)	23
4. Steve DeBerg (1978)	22
John Brodie (1966)	22

BEST COMP. PCT., Season

Player	Pct
1. Steve Young (1994)	70.3
2. Joe Montana (1989)	70.2
3. Steve Young (1993)	68.0
4. Steve Young (1996)	67.7
5. Steve Young (1997)	67.7

BEST QB RATING, Season

Player	Rat
1. Steve Young (1994)	112.8
2. Joe Montana (1989)	112.4
3. Steve Young (1992)	107.0
4. Steve Young (1997)	104.7
5. Joe Montana (1984)	102.9

FEWEST INTs, Season

Player	INT
1. Alex Smith (2011)	5
2. Steve Young (1997)	6
Steve Young (1996)	6
4. Steve Young (1992)	7
5. Shaun Hill (2008)	8
Steve Young (1991)	8
Joe Montana (1989)	8

AVG YDS PER ATTEMPT, Season

Player	Pct
1. John Brodie (1961)	9.14
2. Joe Montana (1989)	9.12
3. Steve Young (1991)	9.02
4. Steve Young (1993)	8.71
5. Steve Young (1992)	8.62

49ERS QB WINS/LOSSES AS STARTER

Player	Win	Loss	Ties	Pct
Joe Montana	100	39		0.719
Steve Young	91	33		0.734
John Brodie	74	77	8	0.490
Y.A. Tittle	45	31	2	0.592
Alex Smith	38	36	1	0.514
Jeff Garcia	35	36		0.493
Steve Spurrier	13	12	1	0.520
Frankie Albert	13	16	1	0.448
Jim Plunkett	11	15		0.423
Shaun Hill	10	6		0.625
Steve DeBerg	7	28		0.200
Elvis Grbac	6	3		0.667
Steve Bono	5	1		0.833
Colin Kaepernick	5	2		0.714
George Mira	4	2		0.667
Tom Owen	4	4		0.500
Tim Rattay	4	12		0.250
Jeff Kemp	3	2	1	0.600
Troy Smith	3	3		0.500
Scott Bull	3	4		0.429
Joe Reed	3	4		0.429
Matt Cavanaugh	2	0		1.000
Norm Snead	2	5		0.286
J.T. O'Sullivan	2	6		0.250
Lamar McHan	2	7		0.222
Ken Dorsey	2	8		0.200
Bob Gagliano	1	0		1.000
Jimmy Cason	1	0		1.000
Jim Druckenmiller	1	0		1.000
Ty Detmer	1	0		1.000
Mike Moroski	1	1		0.500
Jimmy Powers	1	1		0.500
Earl Morrall	1	3		0.250
Trent Dilfer	1	5		0.167
Chris Weinke	0	1		0.000
Bobby Waters	0	2		0.000
Dennis Morrison	0	2		0.000
Cody Pickett	0	2		0.000
Steve Stenstrom	0	3		0.000
	493	412	14	0.544

300-YARD GAMES, Career

Player	Games
1. Joe Montana	35
2. Steve Young	28
3. Jeff Garcia	14
4. Steve DeBerg	5
Y.A. Tittle	5

300-YARD GAMES, Season

Player	Games
1. Steve Young (1998)	7
2. Jeff Garcia (2000)	6
3. Steve Young (1994)	5
Joe Montana (1982, '85, '87, '90)	5

STARTING QB YEARLY RECORDS

Year	Player	Record as a Starter
1950	Frankie Albert	3-9
1951	Frankie Albert	6-4-1
	Y.A. Tittle	1-0
1952	Frankie Albert	4-3
	Y.A. Tittle	3-2
1953	Y.A. Tittle	8-2
	Jim Powers	1-1
1954	Y.A. Tittle	6-4-1
	Jim Cason	1-0
1955	Y.A. Tittle	4-8
1956	Y.A. Tittle	4-3-1
	Earl Morrall	1-3
1957	Y.A. Tittle	7-4
	John Brodie	1-0
1958	Y.A. Tittle	3-3
	John Brodie	3-3
1959	Y.A. Tittle	6-4
	John Brodie	1-1
1960	John Brodie	4-4
	Y.A. Tittle	3-1
1961	John Brodie	7-6-1
1962	John Brodie	6-8
1963	Lamar McHan	2-7
	John Brodie	0-3
	Bob Waters	0-2
1964	John Brodie	3-9
	George Mira	1-1
1965	John Brodie	7-5-1
	George Mira	0-1
1966	John Brodie	5-6-2
	George Mira	1-0
1967	John Brodie	5-5
	George Mira	2-0
	Steve Spurrier	0-2
1968	John Brodie	7-6-1
1969	John Brodie	2-6-2
	Steve Spurrier	2-2
1970	John Brodie	10-3-1
1971	John Brodie	9-5
1972	John Brodie	2-3
	Steve Spurrier	6-2-1
1973	John Brodie	2-4
	Steve Spurrier	2-3
	Joe Reed	1-2
1974	Tom Owen	4-3
	Joe Reed	2-2
	Dennis Morrison	0-2
	Norm Snead	0-1
1975	Norm Snead	2-5
	Steve Spurrier	3-3
	Tom Owen	0-1
1976	Jim Plunkett	6-6
	Scott Bull	2-0
1977	Jim Plunkett	5-9
1978	Steve DeBerg	1-10
	Scott Bull	1-4
1979	Steve DeBerg	2-13
	Joe Montana	0-1
1980	Steve DeBerg	4-5
	Joe Montana	2-5

Year	Player	Record as a Starter
1981	Joe Montana	13-3
1982	Joe Montana	3-6
1983	Joe Montana	10-6
1984	Joe Montana	14-1
	Matt Cavanaugh	1-0
1985	Joe Montana	9-6
	Matt Cavanaugh	1-0
1986	Joe Montana	6-2
	Jeff Kemp	3-2-1
	Mike Moroski	1-1
1987	Joe Montana	10-1
	Steve Young	2-1
	Bob Gagliano	1-0
1988	Joe Montana	8-5
	Steve Young	2-1
1989	Joe Montana	11-2
	Steve Young	3-0
1990	Joe Montana	14-1
	Steve Young	0-1
1991	Steve Young	5-5
	Steve Bono	5-1
1992	Steve Young	14-2
1993	Steve Young	10-6
1994	Steve Young	13-3
1995	Steve Young	8-3
	Elvis Grbac	3-2
1996	Steve Young	9-3
	Elvis Grbac	3-1
1997	Steve Young	12-3
	Jim Druckenmiller	1-0
1998	Steve Young	11-4
	Ty Detmer	1-0
1999	Jeff Garcia	2-8
	Steve Young	2-1
	Steve Stenstrom	0-3
2000	Jeff Garcia	6-10
2001	Jeff Garcia	12-4
2002	Jeff Garcia	10-6
2003	Jeff Garcia	5-8
	Tim Rattay	2-1
2004	Tim Rattay	1-8
	Ken Dorsey	1-6
2005	Alex Smith	2-5
	Tim Rattay	1-3
	Ken Dorsey	1-2
	Cody Pickett	0-2
2006	Alex Smith	7-9
2007	Alex Smith	2-5
	Trent Dilfer	1-5
	Shaun Hill	2-0
	Chris Weinke	0-1
2008	Shaun Hill	5-3
	J.T. O'Sullivan	2-6
2009	Alex Smith	5-5
	Shaun Hill	3-3
2010	Alex Smith	3-7
	Troy Smith	3-3
2011	Alex Smith	13-3
2012	Alex Smith	6-2-1
	Colin Kaepernick	5-2

ALL-TIME REGULAR SEASON RUSHING

ALL-TIME LEADING RUSHERS (BY YARDS)

Player	Years	Gms	Att	Yards	Avg	Lg	TD
1. Frank Gore	2005-* (8)	116	1,911	8,839	4.6	80t	51
2. Joe Perry	1950-1960, '63 (12)	131	1,475	7,344 *	4.9	78t	50
3. Roger Craig	1983-1990 *8)	121	1,686	7,064	4.2	71	50
4. Ken Willard	1965-1973 (9)	125	1,582	5,930	3.7	69t	45
5. Garrison Hearst	1997-2003 (7)	73	1,189	5,535	4.7	96t	26
6. J.D. Smith	1956-1964 (9)	97	1,007	4,370	4.3	80t	37
7. Hugh McElhenny	1952-1960 (9)	97	877	4,288	4.9	89t	35
8. Kevan Barlow	2001-2005 (5)	72	891	3,614	4.1	78t	24
9. Steve Young (QB)	1987-1999 (13)	150	608	3,581	5.9	49t	37
10. Wendell Tyler	1983-1986 (4)	48	624	3,112	4.9	40	16
11. Delvin Williams	1974-1977 (4)	54	669	2,966	4.4	80t	20
12. Wilbur Jackson	1974-1979 (6)	72	745	2,955	4.0	80	10
13. Ricky Watters	1992-1994 (3)	43	653	2,840	4.3	43	25
14. Charlie Garner	1999-2000 (2)	32	499	2,371	4.8	53	11
15. Tom Rathman	1986-1993 (8)	115	516	1,902	3.7	35	26
16. Vic Washington	1971-1973 (3)	40	483	1,813	3.8	42	14
17. Paul Hofer	1976-1981 (6)	77	416	1,746	4.2	47	16
18. Larry Schreiber	1971-1975 (5)	60	502	1,734	3.5	23	10
19. Joe Montana (QB)	1979-1992 (14)	167	414	1,595	3.9	21	20
20. Jeff Garcia (QB)	1999-2003 (5)	74	318	1,571	4.9	33	21

* does not include AAFC Statistics

MOST RUSHING YARDS IN SINGLE SEASON

Player	Year	Att	Yards	Avg	Lg	TD
1. Frank Gore	2006	312	1,695	5.4	72	8
2. Garrison Hearst	1998	310	1,570	5.1	96t	7
3. Roger Craig	1988	310	1,502	4.8	46t	9
4. Wendell Tyler	1984	246	1,262	5.1	40	7
5. Charlie Garner	1999	241	1,229	5.1	53	4
6. Frank Gore	2012	258	1,214	4.7	37	8
7. Frank Gore	2011	282	1,211	4.3	55	8
8. Garrison Hearst	2001	252	1,206	4.8	43t	4
9. Delvin Williams	1976	248	1,203	4.9	80t	7
10. Charlie Garner	2000	258	1,142	4.4	42	7
11. Frank Gore	2009	229	1,120	4.9	80t	10
12. Frank Gore	2007	260	1,102	4.2	43t	5
13. Roger Craig	1989	271	1,054	3.9	27	6
14. Roger Craig	1985	214	1,050	4.9	62t	9
15. Joe Perry	1954	173	1,049	6.1	58	8
16. Frank Gore	2008	240	1,036	4.3	41t	6
J.D. Smith	1959	207	1,036	5.0	73t	10

Led NFL

Led Conference

MOST ATTEMPTS, Career

Player	Att
1. Frank Gore	1,911
2. Roger Craig	1,686
3. Ken Willard	1,582
4. Joe Perry	1,475
5. Garrison Hearst	1,189
6. J.D. Smith	1,007
7. Kevan Barlow	891
8. Hugh McElhenny	877
9. Wilbur Jackson	745
10. Delvin Williams	669

MOST TOUCHDOWNS, Career

Player	TD
1. Frank Gore	51
2. Roger Craig	50
Joe Perry	50
4. Ken Willard	45
5. Steve Young (QB)	37
J.D. Smith	37
7. Hugh McElhenny	35
8. Garrison Hearst	26
9. Tom Rathman	26
10. Ricky Watters	25

HIGHEST RUSHING AVG., Career

Player	Avg
1. Steve Young (QB)	5.89
2. Wendell Tyler	4.99
3. Joe Perry	4.98
4. Jeff Garcia (QB)	4.94
5. Hugh McElhenny	4.89
6. Charlie Garner	4.75
7. Garrison Hearst	4.66
8. Frank Gore	4.63
9. Delvin Williams	4.43
10. Ricky Watters	4.35

(min. 300 attempts)

100-YARD GAMES, Career

Player	Games
1. Frank Gore	32
2. Joe Perry	20
3. Garrison Hearst	16
4. Roger Craig	14
5. J.D. Smith	12
Hugh McElhenny	12

1,000-YD SEASONS, Career

Player	Seasons
1. Frank Gore	6
2. Garrison Hearst	3
Roger Craig	3
4. Charlie Garner	2
Joe Perry	2

CONSECUTIVE 1,000-YD SEASONS, Career

Player	Seasons
1. Frank Gore (2006-09)	4
2. Charlie Garner (1999-2000)	2
Garrison Hearst (1997-98)	2
Roger Craig (1988-89)	2
Joe Perry (1953-54)	2

ALL-TIME REGULAR SEASON RUSHING

TOP SINGLE-GAME RUSHING

MOST RUSHING YARDS

Player	Game	Yards
1. Frank Gore	vs. Sea. (11/19/06)	212
2. Frank Gore	vs. Sea. (9/20/09)	207
3. Charlie Garner	at Dal. (9/24/00)	201
4. Garrison Hearst	vs. Det. (12/14/98)	198
5. Delvin Williams	at StL (10/31/76)	194

MOST RUSHING ATTEMPTS

Player	Game	Att
1. Charlie Garner	at Dal. (9/24/00)	36
2. Maurice Hicks	at Arz. (12/12/04)	34
Delvin Williams	at StL (10/31/76)	34
4. Frank Gore	vs. Cle. (10/30/11)	31
Frank Gore	at Den. (12/31/06)	31
Garrison Hearst	vs. Sea. (12/1/02)	31
J.D. Smith	at Bal. (10/7/62)	31
J.D. Smith	at Chi. (10/14/62)	31

MOST RUSHING TOUCHDOWNS

Player	Game	TD
1. Billy Kilmer (QB)	at Min. (10/15/61)	4

HIGHEST RUSHING AVERAGE (10+ Attempts)

Player	Game	Avg
1. Joe Perry	vs. Det. (11/2/58)	13.4
2. Frank Gore	vs. Sea. (9/20/09)	12.9
3. Wilbur Jackson	vs. NO (11/27/77)	11.9
4. Hugh McElhenny	at Chi. (10/17/54)	11.4
5. Maurice Hicks	at StL (12/24/05)	10.9

MOST CONSECUTIVE 100-YARD RUSHING GAMES

Player	Game(s)	Games
1. Frank Gore	at Phi. (10/2/11) to at Was. (11/6/11)	5
2. Garrison Hearst	vs. NYG (11/30/98) to at NE (12/20/98)	4
3. Frank Gore	vs. Oak. (10/17/10) to vs. Den. (10/31/10)	3
Frank Gore	at Det. (11/12/06) to at StL (11/26/06)	3
J.D. Smith	at Bal. (10/7/62) to at GB (10/21/62)	3
Billy Kilmer (QB)	at Det. (10/1/61) to at Min. (10/15/61)	3

MOST RUSHING ATTEMPTS, Season

Player	Att
1. Frank Gore (2006)	312
2. Roger Craig (1988)	310
Garrison Hearst (1998)	310
4. Frank Gore (2011)	282
5. Roger Craig (1989)	271

MOST RUSHING TOUCHDOWNS, Season

Player	TD
1. Frank Gore (2009)	10
Derek Loville (1995)	10
Ricky Watters (1993)	10
Billy Kilmer, QB (1961)	10
J.D. Smith (1959)	10
Joe Perry (1953)	10

HIGHEST RUSHING AVG., Season

Player	Avg
1. Hugh McElhenny (1952)	6.98
2. Joe Perry (1958)	6.06
3. Joe Perry (1954)	6.06
4. Frank Gore (2006)	5.43
5. Delvin Williams (1975)	5.39

MOST 100-YARD RUSHING GAMES, Season

Player	Games
1. Frank Gore (2006)	9
2. Garrison Hearst (1998)	6
Roger Craig (1988)	6
4. Frank Gore (2011)	5
Frank Gore (2009)	5
J.D. Smith (1959)	5
Joe Perry (1953)	5

MOST CONSECUTIVE GAMES WITH A RUSHING TD

Player	Game(s)	Games
1. Joe Perry	at GB (11/22/53) to at GB (10/10/54)	7
2. Hugh McElhenny	vs. Was. (9/26/54) to vs. Det. (10/24/54)	5

ALL-TIME REGULAR SEASON RECEIVING

ALL-TIME LEADING RECEIVERS (BY RECEPTIONS)

Player	Years	Gms	Rec	Yards	Avg	Lg	TD
1. Jerry Rice	1985–2000 (16)	238	1,281	19,247	15.0	96t	187
2. Terrell Owens	1996–2003 (8)	121	592	8,572	14.5	79t	81
3. Roger Craig (RB)	1983–1990 (8)	121	508	4,442	8.7	73	16
4. Dwight Clark	1979–1987 (9)	134	506	6,750	13.3	80t	48
5. Brent Jones (TE)	1987–1997 (11)	143	417	5,195	12.5	69t	33
6. Billy Wilson	1951–1960 (10)	100	407	5,902	14.5	77t	49
7. Gene Washington	1969–1977 (9)	124	371	6,664	17.9	79t	59
8. John Taylor	1987–1995 (9)	121	347	5,598	16.3	97t	43
9. Vernon Davis (TE)	2006–* (7)	104	345	4,351	12.6	73t	40
10. J.J. Stokes	1995–2002 (8)	111	327	4,139	12.7	53	30
11. Frank Gore (RB)	2005–* (8)	116	315	2,631	8.4	48	10
12. Freddie Solomon	1978–1985 (8)	114	310	4,873	15.7	93t	43
13. Tom Rathman	1986–1993 (8)	115	294	2,490	8.5	36	8
14. Bernie Casey	1961–1966 (6)	79	277	4,008	14.5	68t	27
15. Ken Willard (RB)	1965–1973 (9)	125	273	2,156	7.9	62	16
16. Michael Crabtree	2009–* (4)	58	260	3,345	12.9	60t	21
17. Gordie Soltau	1950–1958 (9)	107	249	3,487	14.0	54t	25
18. Earl Cooper	1980–1985 (6)	88	213	1,908	9.0	73t	12
19. Dave Parks	1964–1967 (4)	50	208	3,334	16.0	83t	27
20. Monty Stickles	1960–1967 (8)	102	207	2,993	14.5	54	14

MOST RECEPTIONS IN SINGLE SEASON

Player	Year	Rec	Yards	Avg	Lg	TD
1. Jerry Rice	1995	122	1,848	15.1	81t	15
2. Jerry Rice	1994	112	1,499	13.4	69t	13
3. Jerry Rice	1996	108	1,254	11.6	39	8
4. Terrell Owens	2002	100	1,300	13.0	76t	13
Jerry Rice	1990	100	1,502	15.0	64t	13
6. Jerry Rice	1993	98	1,503	15.3	80t	15
7. Terrell Owens	2000	97	1,451	15.0	69t	13
8. Terrell Owens	2001	93	1,412	15.2	60t	16
9. Roger Craig	1985	92	1,016	11.0	73	6
10. Derek Loville (RB)	1995	87	662	7.6	31	3
11. Jerry Rice	1986	86	1,570	18.3	66t	15
12. Michael Crabtree	2012	85	1,105	13.0	49t	9
Dwight Clark	1981	85	1,105	13.0	78t	4
14. Jerry Rice	1992	84	1,201	14.3	80t	10
15. Earl Cooper	1980	83	567	6.8	66t	4
16. Eric Johnson	2004	82	825	10.1	25	2
Jerry Rice	1998	82	1,157	14.1	75t	9
Jerry Rice	1989	82	1,483	18.1	68t	17
Dwight Clark	1980	82	991	12.1	71t	8

Led NFL

Led Conference

MOST RECEIVING YARDS, Career

Player	Yds
1. Jerry Rice	19,247
2. Terrell Owens	8,572
3. Dwight Clark	6,750
4. Gene Washington	6,664
5. Billy Wilson	5,902
6. John Taylor	5,598
7. Brent Jones	5,195
8. Freddie Solomon	4,873
9. Roger Craig	4,442
10. Vernon Davis	4,351

MOST TOUCHDOWNS, Career

Player	TD
1. Jerry Rice	176
2. Terrell Owens	81
3. Gene Washington	59
4. Billy Wilson	49
5. Dwight Clark	48
6. Freddie Solomon	43
John Taylor	43
8. Vernon Davis (TE)	40
9. Brent Jones (TE)	33
10. J.J. Stokes	30

BEST RECEIVING AVG., Career

Player	Avg
1. Gene Washington	18.0
2. John Taylor	16.1
3. Dave Parks	16.0
4. Freddie Solomon	15.7
5. Jerry Rice	15.0

(min. 200 attempts)

100-YARD GAMES, Career

Player	Games
1. Jerry Rice	66
2. Terrell Owens	25
3. Gene Washington	17
4. Dwight Clark	16
5. John Taylor	12

1,000-YD SEASONS, Career

Player	Seasons
1. Jerry Rice	12
2. Terrell Owens	5
3. John Taylor	2

ALL-TIME REGULAR SEASON RECEIVING

TOP SINGLE-GAME RECEIVING

MOST RECEIVING YARDS

Player	Game	Yards
1. Jerry Rice	vs. Min. (12/18/95)	289
2. John Taylor	at LA Rams (12/11/89)	286
3. Terrell Owens	vs. Chi. (12/17/00)	283
4. Jerry Rice	vs. LA Rams (12/9/85)	241
5. Dave Parks	at Bal. (10/3/65)	231
6. Jerry Rice	at Atl. (10/14/90)	225
Bernie Casey	at Chi. (11/13/66)	225
8. Jerry Rice	at Was. (11/17/86)	204
9. Gordie Softau	at NYG (11/9/52)	196
10. Billy Wilson	vs. Chi. (10/23/55)	192

MOST RECEPTIONS

Player	Game	Rec
1. Terrell Owens	vs. Chi. (12/17/00)	20
2. Jerry Rice	vs. LA Rams (11/20/94)	16
3. Jerry Rice	vs. Min. (12/18/95)	14
4. Eric Johnson	vs. Arz. (10/10/04)	13
Terrell Owens	vs. Phi. (11/25/02)	13
Jerry Rice	at Atl. (10/14/90)	13

MOST RECEIVING TOUCHDOWNS

Player	Game	TD
1. Jerry Rice	at Atl. (10/14/90)	5
2. Jerry Rice	at TB (11/14/93)	4
3. (17 Times) Last: Vernon Davis	at Hou. (10/25/09)	3

RECEIVING AVERAGE (5+ Attempts)

Player	Game	Avg
1. John Taylor	at Atl. (12/3/89), 5-162	32.4
2. Jerry Rice	at Dal. (11/12/95), 5-161	32.2
3. Gene Washington	vs. NE (10/31/71), 5-160	32.0
4. Jerry Rice	at GB (11/4/90), 6-187	31.2
5. Billy Wilson	at Bal. (12/2/56), 5-148	29.6

MOST CONSECUTIVE GAMES WITH A RECEPTION

Player	Game(s)	Games
1. Jerry Rice	(12/9/85) to (12/23/00)	225*
2. Terrell Owens	(10/20/96) to (12/21/03)	115
3. Dwight Clark	(9/14/80) to (9/13/87)	105

* NFL Record (streak extended to 274 in '04 as member of Raiders)

MOST RECEIVING TOUCHDOWNS, Season

Player	TD
1. Jerry Rice (1987)	22
2. Jerry Rice (1989)	17
3. Terrell Owens (2001)	16
4. Jerry Rice (1995)	15
Jerry Rice (1993)	15
Jerry Rice (1986)	15
7. Terrell Owens (1998)	14
Jerry Rice (1991)	14
9. (5 Times) Last: Vernon Davis (2009)	13

CONSECUTIVE GAMES WITH A TOUCHDOWN RECEPTION

Player	Games
1. Jerry Rice (12/19/86 to 12/27/87)	13
2. Terrell Owens (11/8/98 to 12/27/98)	8
Jerry Rice (12/8/89 to 11/27/89)	8
Dave Parks (11/7/65 to 9/11/66)	8

BEST RECEIVING AVERAGE, Season

Player	Avg
1. Freddie Solomon (1983)	21.4
2. Gene Washington (1974)	21.2
3. Gene Washington (1970)	20.8
4. Jerry Rice (1988)	20.4
5. Gene Washington (1972)	20.0

(min. 25 receptions)

MOST 100-YARD RECEIVING GAMES, Season

Player	Games
1. Jerry Rice (1995)	9
2. Jerry Rice (1989)	8
3. Jerry Rice (1990)	7
4. Terrell Owens (2001)	6
Dwight Clark (1982)	6

CONSECUTIVE 100-YARD RECEIVING GAMES

Player	Games
1. Jerry Rice (10/29/95 to 11/20/95)	4
2. Jerry Rice (12/10/95 to 12/24/95)	3
Jerry Rice (9/10/89 to 9/24/89)	3
Jerry Rice (9/11/88 to 9/25/88)	3
Jerry Rice (11/15/87 to 11/29/87)	3
Dwight Clark (12/11/82 to 12/26/82)	3
Dwight Clark (9/12/82 to 11/21/82)	3

ALL-TIME REGULAR SEASON SCRIMMAGE YARDS

ALL-TIME LEADERS IN TOTAL YARDS FROM SCRIMMAGE

Player	Years	Gms	Touches	Yards	Avg	Yds/Gm	TD
1. Jerry Rice (WR)	1985–2000 (16)	238	1,365	19,872	14.6	83.5	176
2. Roger Craig (RB)	1983–1990 (8)	121	2,194	11,506	5.2	95.1	66
3. Frank Gore (RB)	2005–* (8)	116	2,226	11,470	5.2	98.9	61
4. Terrell Owens (WR)	1996–2003 (8)	121	613	8,734	14.2	72.2	83
5. Joe Perry (RB)	1950–1960, '63 (12)	131	1,660	8,624	5.2	65.8	57
6. Ken Willard (RB)	1965–1973 (9)	125	1,855	8,086	4.4	64.7	61
7. Garrison Hearst (RB)	1997–2003 (7)	73	1,363	7,139	5.2	97.8	33
8. Hugh McElhenny (HB)	1952–1960 (9)	97	1,072	6,954	6.5	71.7	50
9. Dwight Clark (WR)	1979–1987 (9)	134	512	6,800	13.3	50.7	48
10. Gene Washington (WR)	1969–1977 (9)	124	376	6,663	17.7	53.7	59
11. Billy Wilson (E)	1951–1960 (10)	100	407	5,902	14.5	59.0	49
12. John Taylor (WR)	1987–1995 (9)	121	353	5,629	15.9	46.5	43
13. J.D. Smith (HB)	1956–1964 (9)	97	1,128	5,479	4.9	56.5	42
14. Freddie Solomon (WR)	1978–1985 (8)	114	357	5,202	14.6	45.6	43
15. Brent Jones (TE)	1987–1997 (11)	143	417	5,195	12.5	36.3	33
16. Kevan Barlow (RB)	2001–2005 (5)	72	1,028	4,757	4.6	66.1	27
17. Tom Rathman (RB)	1986–1993 (8)	115	810	4,392	5.4	38.2	34
18. Vernon Davis (TE)	2006–* (7)	104	350	4,362	12.5	41.9	40
19. Ricky Watters (RB)	1992–1994 (3)	43	793	4,290	5.4	99.8	33
20. Wilbur Jackson (RB)	1974–1979 (6)	72	893	4,188	4.7	58.2	13

MOST TOTAL YARDS FROM SCRIMMAGE IN SINGLE SEASON

Player	Year	Touches	Yards	Avg	Yds/Gm	TD
1. Frank Gore	2006	373	2,180	5.8	136.3	9
2. Garrison Hearst	1998	349	2,105	6.0	131.6	9
3. Roger Craig	1985	306	<u>2,066</u>	<u>6.8</u>	<u>129.1</u>	15
4. Roger Craig	1988	386	<u>2,036</u>	5.3	<u>127.3</u>	10
5. Jerry Rice	1995	127	1,884	<u>14.8</u>	117.8	16
6. Charlie Garner	2000	326	1,789	5.5	111.8	10
7. Charlie Garner	1999	297	1,764	5.9	110.3	6
8. Jerry Rice	1986	96	1,642	<u>17.1</u>	102.6	16
9. Ricky Watters	1994	305	1,596	5.2	99.8	11
10. Jerry Rice	1994	119	1,592	13.4	99.5	15
11. Jerry Rice	1993	101	1,572	<u>15.6</u>	98.3	<u>16</u>
12. Garrison Hearst	2001	293	1,553	5.3	97.1	5
13. Frank Gore	2007	313	1,538	4.9	102.5	6
14. Roger Craig	1989	320	1,527	4.8	95.4	7
15. Frank Gore	2009	281	1,526	5.4	109.0	13

Led NFL

Led Conference

MOST TOUCHES, Career

Player	Touches
1. Frank Gore	2,226
2. Roger Craig	2,194
3. Ken Willard	1,855
4. Joe Perry	1,660
5. Jerry Rice	1,365
6. Garrison Hearst	1,363
7. J.D. Smith	1,128
8. Hugh McElhenny	1,072
9. Kevan Barlow	1,028
10. Wilbur Jackson	893

BEST YARDS PER TOUCH, Career

Player	Avg
1. Jerry Rice	14.6
2. Hugh McElhenny	6.5
3. Tom Rathman	5.4
4. Ricky Watters	5.4
5. Roger Craig	5.2
6. Garrison Hearst	5.2
7. Joe Perry	5.2
8. Frank Gore	5.2
9. Delvin Williams	5.1
10. J.D. Smith	4.9

(min. 750 touches)

MOST TOUCHES, Season

Player	Touches
1. Roger Craig (1988)	386
2. Frank Gore (2006)	373
3. Garrison Hearst (1998)	349
4. Charlie Garner (2000)	326
5. Roger Craig (1989)	320

BEST YARDS PER TOUCH, Season

Player	Avg
1. Paul Hofer (1980)	7.06
2. Roger Craig (1985)	6.75
3. Delvin Williams (1975)	6.63
4. John David Crow (1965)	6.29
5. Joe Perry (1958)	6.29

(min. 150 touches)

TOP SINGLE-GAME SCRIMMAGE YARD TOTALS

MOST YARDS IN SINGLE GAME

Player	Game	Yards
1. Jerry Rice	vs. Min. (12/18/95)	299
2. Terrell Owens	vs. Chi. (12/17/00)	288
3. John Taylor	at LA Rams (12/11/89)	286
4. Delvin Williams	vs. Was. (11/7/76)	279
5. Jerry Rice	vs. LA Rams (12/9/85)	255
6. Frank Gore	vs. Sea. (9/20/09)	246
7. Frank Gore	vs. Sea. (11/19/06)	238
8. Charlie Garner	at Dal. (9/24/00)	235
9. Garrison Hearst	vs. NYJ (9/6/98)	225
Jerry Rice	at Atl. (10/14/90)	225

MOST TOUCHES IN SINGLE GAME

Player	Game	Touches
1. Maurice Hicks	at Arz. (12/12/04)	39
Charlie Garner	at Dal. (9/24/00)	39
3. Delvin Williams	at StL (10/31/76)	35
4. Derek Loville	vs. Buf. (12/3/95)	34
5. Frank Gore	at Den. (12/31/06)	33
Frank Gore	at Sea. (12/14/06)	33
Kevan Barlow	at Phi. (12/21/03)	33
Garrison Hearst	vs. Sea. (12/1/02)	33
J.D. Smith	at Bal. (10/7/62)	33
10. (4 Times) Last: Frank Gore	vs. Det. (12/27/09)	32

ALL-TIME REGULAR SEASON INTERCEPTIONS

ALL-TIME INTERCEPTION LEADERS

Player	Years	Gms	INT	Yards	Avg	Lg	TD
1. Ronnie Lott	1981–1990 (10)	129	51	643	12.6	83t	5
2. Jimmy Johnson	1961–1976 (16)	213	47	615	13.1	63	2
3. Kermit Alexander	1963–1969 (7)	94	36	499	13.9	66t	1
4. Merton Hanks	1991–1998 (8)	125	31	380	12.3	67t	2
5. Dwight Hicks	1979–1985 (7)	96	30	586	19.5	72	3
6. Lowell Wagner	1950–1953, '55 (5)	47	25	331	13.2	40	0
7. Tony Parrish	2002–2006 (5)	66	22	504	22.9	60	1
Don Griffin	1986–1993 (8)	114	22	49	2.2	23	0
Rex Berry	1951–1956 (6)	66	22	404	18.4	44t	3
10. Dave Baker	1959–1961 (3)	38	21	294	14.0	40	0
11. Tim McDonald	1993–1999 (7)	111	20	325	16.3	73t	3
Dick Moegle	1955–1959 (5)	47	20	232	11.6	40	1
13. Zack Bronson	1997–2003 (7)	84	19	346	18.2	97t	2
14. Eric Wright	1981–1990 (10)	110	18	256	14.2	60t	2
Bruce Taylor	1970–1977 (8)	109	18	201	11.2	70	0
16. Carlton Williamson	1981–1987 (7)	88	17	294	17.3	82	1
17. Tim McKyer	1986–1989 (4)	51	16	62	3.9	21t	1
18. Walt Harris	2006–2008 (3)	46	15	151	10.1	42	1
Abe Woodson	1958–1964 (7)	89	15	159	10.6	61	0
20. Dashon Goldson	2007–* (6)	87	14	136	9.7	39t	1
Skip Vanderbundt	1969–1977 (9)	119	14	165	11.8	37t	2
Frank Nunley	1967–1976 (10)	137	14	136	9.7	24	0
Dave Wilcox	1964–1974 (11)	153	14	149	10.6	35	1

MOST INTERCEPTIONS IN SINGLE SEASON

Player	Year	INT	Yards	Avg	Lg	TD
1. Ronnie Lott	1986	10	134	13.4	57t	1
Dave Baker	1960	10	96	9.6	28	0
3. Tony Parrish	2003	9	202	22.4	49	0
Dwight Hicks	1981	9	239	26.6	72	1
Kermit Alexander	1968	9	155	17.2	66t	1
Lowell Wagner	1951	9	115	12.8	40	0
7. Walt Harris	2006	8	84	10.5	42	1
Dick Moegle	1957	8	107	13.4	40	0
Jim Cason	1951	8	147	18.4	65t	1
10. Tony Parrish	2002	7	204	29.1	60	0
Ahmed Plummer	2001	7	45	6.4	24	0
Zack Bronson	2001	7	165	23.6	97t	2
Merton Hanks	1994	7	93	13.3	38	0
Dave Waymer	1990	7	64	9.1	24	0
Tim McKyer	1988	7	11	1.6	7	0
Eric Wright	1983	7	164	23.4	60t	2
Ronnie Lott	1981	7	117	16.7	41t	3
Rex Berry	1953	7	142	20.3	29	1

MOST INT RETURN YARDS, Career

Player	Yards
1. Ronnie Lott	643
2. Jimmy Johnson	615
3. Dwight Hicks	586
4. Tony Parrish	504
5. Kermit Alexander	499
6. Rex Berry	404
7. Merton Hanks	380
8. Zack Bronson	346
9. Lowell Wagner	331
10. Tim McDonald	325

MOST INTs RETURNED FOR TD, Career

Player	TD
1. Ronnie Lott	5
2. Deion Sanders	3
Tim McDonald	3
Dwight Hicks	3
Rex Berry	3
6. (10 players) Last: Patrick Willis	2

MOST INT RETURN YARDS, Season

Player	Yards
1. Deion Sanders (1994)	303
2. Dwight Hicks (1981)	239
3. Tony Parrish (2002)	204
4. Tony Parrish (2004)	202
5. Zack Bronson (2001)	165

MOST INTs RETURNED FOR TD, Season

Player	TD
1. Deion Sanders (1994)	3
Ronnie Lott (1981)	3
3. Zack Bronson (2001)	2
Tim McDonald (1995)	2
Ken Norton (1995)	2
Tom Holmoe (1986)	2
Eric Wright (1983)	2
Dwight Hicks (1983)	2
Skip Vanderbundt (1972)	2

MOST INTs BY A NON-DB, Season

Player	INT
1. Jim Fahnhorst, LB (1986)	4
Keena Turner, LB (1984)	4
Frank Nunley, LB (1974)	4

Led NFL

Led Conference

TOP SINGLE-GAME INTERCEPTION TOTALS

MOST INTERCEPTIONS IN SINGLE GAME

Player	Game	INT
1. Dave Baker	at LA Rams (12/4/60)	4
2. Walt Harris	vs. Oak. (10/8/06)	3
Ronnie Heard	vs. Arz. (10/27/02)	3
Rod Woodson	vs. NO (9/14/97)	3
Eric Wright	at Min. (9/8/83)	3
Tony Leonard	vs. Cin. (10/1/78)	3
Dave Baker	at Dal. (11/20/60)	3

MOST INTERCEPTION RETURN YARDS IN SINGLE GAME

Player	Game	Yards
1. Dwight Hicks	at Was. (10/4/81)	104
2. Zack Bronson	at Chi. (10/28/01)	97
3. Merton Hanks	vs. NO (11/22/93)	94
Al Randolph	vs. Chi. (12/11/66)	94
5. Deion Sanders	at Atl. (10/16/94)	93
6. Deion Sanders	at SD (12/11/94)	90
Kermit Alexander	at Pit. (11/24/68)	90
8. Tory Dixon	at GB (10/26/86)	88
9. Patrick Willis	at Sea. (9/14/08)	86
Eric Davis	vs. StL (11/26/95)	86

MOST INTERCEPTIONS RETURNED FOR TD IN SINGLE GAME

Player	Game	INT
1. Ken Norton	at StL (10/22/95)	2

ALL-TIME REGULAR SEASON SACKS

ALL-TIME SACK LEADERS

Player	Years	Sacks
1. Bryant Young (DT)	1994–2007 (14)	89.5
2. Charles Haley (LB)	1986–1999 (7)	66.5
3. Dana Stubblefield (DT)	1993–2002 (7)	46.5
4. Dwaine Board (DE)	1982–1988 (10)	45.0
5. Chris Doleman (DE)	1996–1998 (3)	38.0
6. Aldon Smith (LB)	2011–* (2)	33.5
7. Justin Smith (DT)	2008–* (5)	32.0
Andre Carter (DE)	2001–2005 (5)	32.0
9. Jeff Stover (DE)	1982–1988 (7)	30.5
10. Roy Barker (DE)	1996–1998 (3)	30.0
11. Pierce Holt (DE)	1988–1992 (5)	29.5
12. Larry Roberts (DE)	1986–1993 (8)	28.0
Fred Dean (DE)	1981–1985 (5)	28.0
14. Tim Harris (LB)	1991–1995 (4)	26.0
15. Kevin Fagan (DE)	1987–1993 (7)	25.5
16. Dennis Brown (DE)	1990–1996 (7)	24.5
17. Ahmad Brooks (LB)	2009–* (4)	23.0
18. Michael Carter (NT)	1984–1992 (9)	22.5
19. Parys Haralson (LB)	2006–* (7)	21.5
Julian Peterson (LB)	2000–2005 (6)	21.5

Note: Includes figures since 1982, when sacks first became an official statistic

MOST SACKS IN SINGLE SEASON

Player	Year	Sacks
1. Aldon Smith	2012	19.5
2. Fred Dean	1983	17.5
3. Tim Harris	1992	17.0
4. Charles Haley	1990	16.0
5. Chris Doleman	1998	15.0
Dana Stubblefield	1997	15.0
7. Aldon Smith	2011*	14.0
8. Dwaine Board	1983	13.0
9. Andre Carter	2002	12.5
Roy Barker	1996	12.5

Led Conference *Rookie Year

MOST SACKS IN SINGLE GAME

Player	Game	Sacks
1. Fred Dean	vs. NO (11/13/83)	6.0
2. Aldon Smith	vs. Chi. (11/19/12)	5.5
3. Roy Barker	at StL (10/25/98)	4.0
Chris Doleman	at NO (10/11/98)	4.0
Dana Stubblefield	at Phi. (11/10/97)	4.0
Pierce Holt	vs. NYG (11/27/89)	4.0
Dwaine Board	at LA Raiders (9/22/85)	4.0

ALL-TIME REGULAR SEASON PUNTING

ALL-TIME LEADING PUNTERS (BY AVERAGE)

Player	Years	Punts	Yards	Avg	Net	Lg	In20	Blk
1. Andy Lee	2004–* (9)	790	36,295	45.9	39.2	82	245	3
2. Tommy Davis	1959–1969 (11)	511	22,833	44.7	NA	82	NA	2
3. Frankie Albert	1950–1952 (3)	139	5,830	41.9	NA	70	NA	1
4. Tommy Thompson	1995–1997 (3)	208	8,711	41.9	35.6	65	55	3
5. Tom Wittum	1973–1977 (5)	380	15,494	40.8	NA	68	NA	9
6. Jim Miller	1980–1982 (3)	214	8,686	40.6	31.7	80	36	1
7. Jason Baker	2001–2002 (2)	111	4,501	40.5	34.1	64	33	0
8. Max Runager	1984–1988 (5)	281	11,394	40.5	33.8	62	36	1
9. Klaus Wilmsmeyer	1992–1994 (3)	145	5,871	40.5	35.0	61	48	0
10. Chad Stanley	1999–2000 (2)	138	5,464	39.6	31.5	70	35	3

*minimum 100 punts

BEST PUNTING AVERAGE IN SINGLE SEASON

Player	Year	Punts	Yards	Avg	Net	Lg	In20	Blk
1. Andy Lee	2011	78	3,970	50.9	44.0 +	68	28	1
2. Andy Lee	2012	67	3,226	48.1	43.2	66	36	0
3. Andy Lee	2008	66	3,155	47.8	39.0	82	13	1
4. Andy Lee	2009	99	4,711	47.6	41.0	64	30	0
5. Andy Lee	2007	105	4,968	47.3	41.0	74	42	0
6. Andy Lee	2010	91	4,203	46.2	38.2	64	34	0
7. Tommy Davis	1965	54	2,471	45.8	NA	65	NA	0
8. Tommy Davis	1959	59	2,694	45.7	NA	71	NA	0
9. Tommy Davis	1962	48	2,188	45.6	NA	82	NA	0
10. Tommy Davis	1964	79	3,599	45.6	NA	68	NA	0

Led NFL Led Conference + NFL Record

MOST PUNTS IN SINGLE GAME

Player	Game	Punts
1. Tom Wittum	vs. LA Rams (11/21/76)	11
2. Andy Lee	vs. Sea. (9/30/07)	10
Jim Miller	vs. Atl. (11/8/81)	10
Jim Miller	vs. LA Rams (10/25/81)	10
Mike Connell	at Atl. (11/5/78)	10
Mike Connell	vs. Cin. (10/1/78)	10
Tom Wittum	at Atl. (11/6/77)	10
Tom Wittum	vs. Atl. (10/23/76)	10
Tommy Davis	at Det. (10/6/63)	10

BEST PUNTING AVERAGE IN SINGLE GAME

Player	Game	Avg
1. Andy Lee	vs. Sea. (9/11/11)	59.6
2. Andy Lee	at Bal. (11/24/11)	57.6
3. Andy Lee	at Pit. (9/23/07)	57.2
4. Andy Lee	at StL (1/1/12)	56.8
5. Andy Lee	at NE (12/16/12)	56.6
6. Andy Lee	vs. Dal. (9/18/11)	55.3
7. Klaus Wilmsmeyer	vs. Det. (10/9/94)	55.0
8. Andy Lee	at StL (12/21/08)	54.8

*minimum 4 punts

MOST PUNTS, Career

Player	Punts
1. Andy Lee	790
2. Tommy Davis	511
3. Tom Wittum	380
4. Max Runager	281
5. Steve Spurrier	230

MOST PUNTS INSIDE 20, Career

Player	In20
1. Andy Lee	245
2. Max Runager	84
3. Tommy Thompson	55
4. Barry Helton	50
5. Klaus Wilmsmeyer	48

*inside-the-20 became official stat in 1976

MOST PUNTS, Season

Player	Punts
1. Andy Lee (2005)	107
2. Andy Lee (2007)	105
3. Andy Lee (2009)	99
4. Andy Lee (2004)	96
Mike Connell (1978)	96

MOST PUNTS INSIDE 20, Season

Player	In20
1. Andy Lee (2007)	42
2. Andy Lee (2012)	36
3. Andy Lee (2010)	34
4. Andy Lee (2009)	30
Max Runager (1985)	30
6. Andy Lee (2011)	28

*inside-the-20 became official stat in 1976

ALL-TIME REGULAR SEASON PUNT RETURNS

ALL-TIME LEADERS IN PUNT RETURNS (BY AVERAGE)

Player	Years	PR	FC	Yards	Avg	Lg	TD
1. Manfred Moore	1974–1975 (2)	21	0	309	14.7	88t	1
2. Jim Cason	1950–1952, '54 (4)	24	NA	288	12.0	33	0
3. Ted Ginn Jr.	2010–* (3)	94	48	1,113	11.8	78t	2
4. Allen Rossum	2008–2009 (2)	27	8	307	11.4	45	0
5. Iheanyi Uwaezuoke	1996–1998 (3)	34	14	373	11.0	36	0
6. Dana McLemore	1982–1987 (6)	142	38	1,531	10.8	93t	4
7. Jimmy Williams	2001–2004 (4)	55	18	576	10.5	89t	1
8. Dexter Carter	1990–1996 (7)	117	56	1,213	10.4	78t	2
9. John Taylor	1987–1995 (9)	149	55	1,517	10.2	95t	2
10. Bruce Taylor	1970–1977 (8)	142	38	1,323	9.3	76	0

*minimum 20 returns

BEST PUNT RETURN AVERAGE IN SINGLE SEASON

Player	Year	PR	FC	Yards	Avg	Lg	TD
1. Jimmy Williams	2002	20	8	336	16.8	89t	1
2. Hugh McElhenny	1952	20	NA	284	14.2	94t	1
3. Ted Ginn Jr.	2010	24	18	321	13.4	78t	1
4. Joe Arenas	1951	21	NA	272	13.0	51	0
5. John Taylor	1988	44	7	556	12.6	95t	2
6. Dana McLemore	1987	21	7	265	12.6	83t	1
7. Ted Ginn Jr.	2011	38	18	466	12.3	55t	1
8. Dexter Carter	1993	34	20	411	12.1	72t	1
9. Bruce Taylor	1970	43	10	516	12.0	76	0
10. John Taylor	1989	36	20	417	11.6	37	0

*minimum 20 returns

Led NFL **Led Conference**

TOP SINGLE-GAME PUNT RETURN PERFORMANCES

MOST PUNT RETURN YARDS IN SINGLE GAME

Player	Game	Yards
1. Tony Leonard	vs. NO (10/17/76)	141
2. Bruce Taylor	at Hou. (11/15/70)	133
3. Dexter Carter	vs. Min. (10/3/93)	131
4. Dexter Carter	vs. Min. (12/18/95)	126
5. Dana McLemore	vs. LA Rams (1/2/83)	125

MOST PUNT RETURNS IN SINGLE GAME

Player	Game	Returns
1. Tony Leonard	vs. NO (10/17/76)	9
Ralph McGill	at Atl. (10/29/72)	9
3. Michael Lewis	vs. StL (11/18/07)	7
Dana McLemore	at NO (11/25/84)	7
Tony Leonard	at Atl. (11/6/77)	7
Tony Leonard	vs. LA Rams (11/21/76)	7
Ralph McGill	at Phi. (11/30/75)	7
Ralph McGill	vs. Atl. (10/12/75)	7

BEST PUNT RETURN AVERAGE IN SINGLE GAME

Player	Game	Avg
1. Ted Ginn Jr.	at StL (12/26/10)	32.3
2. Dexter Carter	vs. Min. (12/18/95)	31.5
3. Dana McLemore	vs. LA Rams (1/2/83)	31.3
4. Abe Woodson	at GB (10/21/62)	30.3
5. John Taylor	vs. Was. (11/21/88)	28.3
6. Chuck Levy	at Phi. (11/10/97)	27.3
7. Dexter Carter	vs. Min. (10/3/93)	26.2
8. Dana McLemore	at NYG (10/8/84)	25.8
9. Bruce Taylor	vs. NYG (12/21/75)	25.7
10. Freddie Solomon	vs. TB (10/26/80)	25.0

*minimum of 3 punt returns

MOST PUNT RETURNS, Career

Player	PR
1. John Taylor	149
2. Dana McLemore	142
Bruce Taylor	142
4. Joe Arenas	124
5. Kermit Alexander	120
6. Dexter Carter	117
7. Freddie Solomon	106
8. Ralph McGill	105
Abe Woodson	105
10. Hugh McElhenny	99

MOST PUNT RETURN YARDS, Career

Player	Yards
1. Dana McLemore	1,531
2. John Taylor	1,517
3. Bruce Taylor	1,323
4. Dexter Carter	1,213
5. Ted Ginn Jr.	1,113
6. Ralph McGill	964
7. Abe Woodson	949
8. Freddie Solomon	804
9. Kermit Alexander	782
10. Joe Arenas	774

MOST PUNT RETURN TDs, Career

Player	TD
1. Dana McLemore	4
2. Ted Ginn Jr.	2
Dexter Carter	2
John Taylor	2
Freddie Solomon	2
Kermit Alexander	2
Abe Woodson	2

MOST PUNT RETURNS, Season

Player	PR
1. R.W. McQuarters (1998)	47
2. Dana McLemore (1984)	45
3. Michael Lewis (2007)	44
John Taylor (1988)	44
5. Bruce Taylor (1970)	43
6. Ted Ginn Jr. (2011)	38
Dexter Carter (1996)	38
Don Griffin (1986)	38
Dana McLemore (1985)	38
10. Dexter Carter (1996)	36
John Taylor (1989)	36

MOST PUNT RETURN TDs, Season

Player	TD
1. John Taylor (1988)	2
Freddie Solomon (1980)	2

ALL-TIME REGULAR SEASON KICKOFF RETURNS

ALL-TIME LEADERS IN KICKOFF RETURNS (BY AVERAGE)

Player	Years	KR	Yards	Avg	Lg	TD
1. Abe Woodson	1958-1964 (7)	166	4,873	29.4	105t	5
2. Joe Arenas	1951-1957 (7)	139	3,798	27.3	96	1
3. Allen Rossum	2008-2009 (2)	54	1,411	26.1	104t	1
4. Lenny Lyles	1959-1960 (2)	42	1,091	26.0	97t	1
5. Vic Washington	1971-1973 (3)	84	2,178	25.9	98t	1
6. Mike Holmes	1974-1975 (2)	27	671	24.9	57	0
7. J.D. Smith	1956-1964 (9)	36	882	24.5	39	0
8. Amos Lawrence	1981-1982 (2)	26	627	24.1	92t	1
9. James Owens	1979-1980 (2)	72	1,728	24.0	101t	2
10. Kermit Alexander	1963-1969 (7)	137	3,271	23.9	56	0

*minimum 25 returns

BEST KICKOFF RETURN AVERAGE IN SINGLE SEASON

Player	Year	KR	Yards	Avg	Lg	TD
1. Joe Arenas	1953	16	551	34.4	82	0
2. Abe Woodson	1963	29	935	32.2	103t	3
3. Abe Woodson	1962	37	1,157	31.3	79	0
4. Lenny Lyles	1960	17	526	30.9	97t	1
5. Joe Arenas	1956	27	801	29.7	96	1
6. Abe Woodson	1960	17	498	29.3	64	0
7. Abe Woodson	1961	27	782	29.0	98t	1
8. Vic Washington	1972	27	771	28.6	98t	1
9. Abe Woodson	1964	32	880	27.5	70	0
10. Joe Arenas	1957	24	657	27.4	64	0

*minimum 1.25 ret/game

Led NFL

Led Conference

TOP SINGLE-GAME KICKOFF RETURN PERFORMANCES

MOST KICKOFF RETURN YARDS IN SINGLE GAME

Player	Game	Yards
1. Abe Woodson	vs. Det. (11/11/62)	210
2. Abe Woodson	at Det. (9/23/62)	205
3. Lenny Lyles	vs. Bal. (12/18/60)	202
4. Maurice Hicks	vs. SD (10/15/06)	195
5. Allen Rossum	vs. Phi. (10/12/08)	194

MOST KICKOFF RETURNS IN SINGLE GAME

Player	Game	Returns
1. Maurice Hicks	vs. SD (10/15/06)	9
Allen Rossum	vs. Phi. (10/12/08)	9
3. Maurice Hicks	at Was. (10/23/05)	8
4. (15 times) Last: Ted Ginn Jr.	at SD (12/16/10)	7

BEST KICKOFF RETURN AVERAGE IN SINGLE GAME

Player	Game	Avg
1. Lenny Lyles	vs. Bal. (12/18/60)	67.3
2. Doug Cunningham	vs. NO (10/22/67)	53.0
3. Abe Woodson	vs. Min. (9/29/63)	51.0
4. Allen Rossum	vs. Arz. (11/10/08)	46.5
5. Amos Lawrence	vs. LA Rams (11/22/81)	46.0
Abe Woodson	vs. NYG (11/17/63)	46.0

*minimum of 3 kickoff returns

MOST KICKOFF RETURNS FOR A TOUCHDOWN IN SINGLE GAME

Player	Game	TD
1. (21 times) Last: Ted Ginn Jr.	vs. Sea. (9/11/11)	1

MOST KICKOFF RETURNS, Career

Player	KR
1. Dexter Carter	217
2. Maurice Hicks	185
3. Abe Woodson	166
4. Joe Arenas	139
5. Kermit Alexander	137
6. Ted Ginn Jr.	87
7. Vic Washington	84
8. Carl Monroe	76
9. James Owens	72
10. Paul Hofer	68
Doug Cunningham	68

MOST KICKOFF RETURN YARDS, Career

Player	Yards
1. Abe Woodson	4,873
2. Dexter Carter	4,707
3. Maurice Hicks	4,242
4. Joe Arenas	3,798
5. Kermit Alexander	3,271
6. Vic Washington	2,178
7. Ted Ginn Jr.	2,045
8. James Owens	1,728
9. Carl Monroe	1,660
10. Doug Cunningham	1,613

MOST KICKOFF RETURN TDs, Career

Player	TD
1. Abe Woodson	5
2. Dexter Carter	2
James Owens	2
Dave Williams	2
5. (10 times) Last: Ted Ginn Jr.	1

MOST KICKOFF RETURNS, Season

Player	KR
1. Maurice Hicks (2007)	63
2. Maurice Hicks (2006)	57
3. Vinny Sutherland (2001)	50
4. Dexter Carter (1994)	48
5. Ted Ginn Jr. (2010)	47
Allen Rossum (2008)	47
7. Dexter Carter (1996)	41
Dexter Carter (1990)	41
James Owens (1979)	41

MOST KICKOFF RETURN TDs, Season

Player	TD
1. Abe Woodson (1963)	3

49ERS LONGEST PLAYS

LONGEST RUNS FROM SCRIMMAGE

96t	Garrison Hearst vs. NYJ	9/6/98
89t	Hugh McElhenny at Dal. Texans	10/5/52
86t	Hugh McElhenny at GB	11/18/56
82t	Hugh McElhenny vs. Dal. Texans	10/26/52
80	Wilbur Jackson vs. NO	11/27/77
80t	Frank Gore vs. Sea	9/20/09
80t	Delvin Williams vs. Was.	11/7/76
80t	J.D. Smith vs. GB	12/7/58
79t	Frank Gore vs. Sea	9/20/09
78t	Kevan Barlow vs. Pit.	11/17/03
78t	Joe Perry vs. Dal. Texans	10/26/52
78t	Joe Perry vs. GB	12/10/50

LONGEST RUNS FROM SCRIMMAGE BY QUARTERBACK

50t	Colin Kaepernick vs. Mia	12/9/12
50	Colin Kaepernick at StL	12/2/12
49t	Steve Young vs. Min.	10/30/88
45	Y.A. Tittle at Bal. Colts	11/24/57
42	Frankie Albert at GB	11/26/50

LONGEST PASSES

97t	Steve Young to John Taylor at Atl.	11/3/91
96t	Joe Montana to Jerry Rice at SD	11/27/88
95t	Joe Montana to John Taylor at LA Rams	12/11/89
93t	Steve DeBerg to Freddie Solomon vs. Atl.	9/28/80
92t	Joe Montana to John Taylor at LA Rams	12/11/89
89t	Tim Rattay to Brandon Lloyd vs. Dal.	9/25/05
85t	Jim Plunkett to Delvin Williams vs. Was.	11/7/76
83t	John Brodie to Dave Parks at LA Rams	10/18/64
82	Steve Young to Terry Kirby at Atl.	10/19/97
81t	Steve Young to Garrison Hearst vs. NO	11/22/98
81t	Elvis Grbac to Jerry Rice at Dal.	11/12/95
81t	Steve Spurrier to Ted Kwalick vs. NO	10/22/72
80t	(7x) Last time: Steve Young to Jerry Rice at Det.	12/19/93

LONGEST PUNTS

86	Larry Barnes vs. Chi.	9/29/57
82	Andy Lee vs. NE	10/5/08
82	Tommy Davis vs. Min.	9/30/62
81	Andy Lee at TB	11/21/04
81	Tommy Davis at StL Cardinals	11/25/62
80	Jim Miller at Den.	9/19/82
79	Tommy Davis at Chi.	10/14/62
76	Larry Barnes vs. Bal.	12/8/57
75	Verl Lillywhite vs. Cle.	9/30/57
74	Andy Lee vs. Bal.	10/7/07
74	Tommy Davis vs. Chi.	10/30/51
72	Jon Kilgore vs. Chi.	12/6/69
71	Andy Lee vs. Sea	9/30/07
71	Andy Lee at StL	9/16/07
71	Tommy Davis vs. Chi.	10/25/59

LONGEST PUNT RETURNS

95t	John Taylor vs. Was.	11/21/88
94t	Hugh McElhenny at Chi.	10/19/52
93t	Dana McLemore vs. LA Rams	1/2/83
89t	Jimmy Williams vs. Sea	12/1/02
88t	Manfred Moore vs. Atl.	11/24/74
85t	Abe Woodson at GB	10/21/62
83t	Dana McLemore vs. Chi.	12/14/87
80t	Abe Woodson vs. Det.	11/5/61
79t	Dana McLemore at NYG	10/8/84
78t	Ted Ginn Jr. at StL	12/26/10
78t	Dexter Carter vs. Min.	12/18/95

LONGEST KICKOFF RETURNS

105t	Abe Woodson at LA Rams	11/8/59
104t	Allen Rossum at Arz.	11/11/08
103t	Abe Woodson vs. Min.	9/15/63
102t	Ted Ginn Jr. vs. Sea	9/11/11
101t	Terry Kirby vs. Car.	11/16/97
101t	James Owens at Det.	11/2/80
99t	Abe Woodson at NYG	11/17/63
98t	Dexter Carter vs. NO	12/1/91
98t	Vic Washington at Atl.	10/29/72
98t	Abe Woodson at Det.	10/1/61
97t	Vic Washington vs. Dal.	12/23/72
97t	Lenny Lyles vs. Bal.	12/18/60
96t	Dexter Carter at Was.	11/6/94
96	Joe Arenas vs. Bal.	12/16/56

LONGEST INTERCEPTION RETURNS

97t	Zack Bronson at Chi.	10/28/01
94t	Alvin Randolph vs. Chi.	12/11/66
93t	Deion Sanders at Atl.	10/16/94
90t	Deion Sanders at SD	12/11/94
88t	Tory Nixon at GB	10/26/86
86t	Eric Davis vs. StL	11/26/95
83t	Ronnie Lott at KC	12/26/82
82	Carlton Williamson vs. Sea	11/25/85
77t	Tom Holmoe vs. StL Cardinals	11/9/86
74t	Deion Sanders vs. NO	9/25/94
73t	Tim McDonald at Was.	11/6/94

LONGEST FUMBLE RETURNS

99t	Don Griffin vs. Chi.	12/23/91
96t	Lee Woodall vs. Buf.	12/3/95
80t	Dwaine Carpenter at Chi.	10/31/04
80t	Dwight Hicks at Was.	10/4/81
78t	Derrick Johnson at Arz. (Mexico City)	10/2/05
75t	Clark Miller at Det.	11/14/65
73t	Skip Vanderbundt at Dal.	11/23/72
71	Gerard Williams vs. NO	9/23/79
71t	Darnell Walker at Min.	10/24/99
66t	Windlan Hall vs. Phi.	12/2/73
65t	Keena Turner at Was.	12/1/85
63t	Tommy Hart at StL Cardinals	10/24/71

LONGEST FIELD GOALS

63*	David Akers at GB	9/9/12
56	Joe Nedney at StL	12/24/05
56	Mike Cofer at Atl.	10/14/90
55	David Akers at Det	10/16/11
55	David Akers vs. Dal.	9/18/11
54	David Akers at Sea	12/23/12
54	Steve Mike-Mayer at LA Rams	11/9/75
54	Bruce Gossett vs. NO	10/21/73
53	David Akers at Cin.	9/25/11
53	Joe Nedney vs. Phi.	10/12/08
53	Ray Wersching at Det.	9/2/84
53	Tommy Davis at LA Rams	10/18/64

LONGEST RETURNS OF FIELD GOAL ATTEMPT

92t	Bruce Taylor at NO	12/13/70
74t	Nate Clements at NYG	10/19/08
62t	Johnny Jackson at Dal.	10/15/89
58t	Bruce Taylor at NO	9/26/71
41t	Donald Strickland vs. Phi.	10/12/08
38	Kermit Alexander vs. Phi.	11/20/66
30	Kermit Alexander at Phi.	9/20/64

*Tied NFL Record

NFL RECORDS HELD BY 49ERS

Most Consecutive Seasons Leading NFL in Passer Rating

4 Steve Young (1991–94)

Most Consecutive 300–Yard Passing Games

6 Steve Young (1998); tied with StL Kurt Warner (2000) and Oak. Rich Gannon (2000)

Highest Single–Game Completion Percentage (min. 15 atts.)

94.7 Alex Smith at Arz. (10/29/12)

Most Seasons Leading League in Passing Touchdowns

4 Steve Young (1992–94, '98); tied with Johnny Unitas (1957–60), Len Dawson (1962–63, 1965–66), Brett Favre (1995–97, 2003)

Most Receiving Touchdowns in a Game

5 Jerry Rice vs. Atl. (10/14/90); tied with Chi. Bob Shaw vs. Bal. (10/2/50) and SD Kellen Winslow vs. Oak. (11/22/81)

Most Interceptions in a Game

4 Dave Baker vs. LA Rams (12/4/60); tied with 17 others

Most Interceptions Returned for a Touchdown in a Game

2 Ken Norton vs. StL (10/22/95); tied with 26 others

Most Seasons Leading League in Kickoff Return Avg.

3 Abe Woodson (1959, 1962–63)

Most Points in a Season, No Touchdowns, Single Season

166 David Akers (2011)

Most Field Goals Attempted in a Season

52 David Akers (2011)

Most Field Goals Made in a Season

44 David Akers (2011)

Longest Field Goal Made (tied)

63 yds. David Akers (9/9/12)

Highest Single Season Net Punting Average

44.0 Andy Lee (2011)

49ERS NFL LEADERS

RUSHING CHAMPIONS

1953	Joe Perry	1,018
1954	Joe Perry	1,049

PASSING CHAMPIONS (Passer Rating)

1970	John Brodie	93.9
1987	Joe Montana	102.1
1989	Joe Montana	112.4
1991	Steve Young	101.8
1992	Steve Young	107.0
1993	Steve Young	101.5
1994	Steve Young	112.8
1996	Steve Young	97.2
1997	Steve Young	104.7

49ERS NFL LEADERS

RECEIVING CHAMPIONS (Receptions)

1954	Billy Wilson	60
1956	Billy Wilson	60
1957	Billy Wilson	52
1965	Dave Parks	80
1968	Clifton McNeil	71
1982	Dwight Clark	60
1985	Roger Craig	92
1990	Jerry Rice	100
1996	Jerry Rice	108

RECEIVING CHAMPIONS (Touchdowns)

1953	Billy Wilson	10
1972	Gene Washington	12
1986	Jerry Rice	16
1987	Jerry Rice	22
1989	Jerry Rice	17
1990	Jerry Rice	13
1991	Jerry Rice	14
1993	Jerry Rice	16
1994	Jerry Rice	13
2001	Terrell Owens	16
2002	Terrell Owens	13
2009	Vernon Davis	13

PUNTING CHAMPIONS (Based on Average)

1962	Tommy Davis	45.6
2011	Andy Lee	50.9

SCORING

1952	Gordy Soltau	94
1953	Gordy Soltau	114
1984	Ray Wersching	131
1987	Jerry Rice	138
1989	Mike Cofer	136
2011	David Akers	166*

KICKOFF RETURNS (Based on Average)

1953	Joe Arenas	34.4
1959	Abe Woodson	29.4
1962	Abe Woodson	31.3
1963	Abe Woodson	32.2

FIELD GOALS MADE

1960	Tommy Davis	19
2011	David Akers	44*

PUNT RETURNS (Based on Yards)

1960	Abe Woodson	174
1988	John Taylor	556

INTERCEPTIONS

1960	Dave Baker	10
1986	Ronnie Lott	10
2003	Tony Parrish	9#

*NFL Record #Shared NFL Lead

ROOKIE SEASON RECORDS

RUSHING ATTEMPTS

NO	ATT	PLAYER	YEAR
1.	191	Vic Washington	1971
2.	189	Ken Willard	1965
3.	174	Wilbur Jackson	1974
4.	171	Earl Cooper	1980
5.	129	John H. Johnson	1954
6.	127	Frank Gore	2005
7.	125	Kevan Barlow	2001
8.	109	Don Lisbon	1963
9.	98	Hugh McElhenny	1952
10.	96	Billy Kilmer	1961

RUSHING YARDS

NO	YDS	PLAYER	YEAR
1.	811	Vic Washington	1971
2.	778	Ken Willard	1965
3.	725	Roger Craig	1983
4.	720	Earl Cooper	1980
5.	705	Wilbur Jackson	1974
6.	684	Hugh McElhenny	1952
7.	681	John H. Johnson	1954
8.	608	Frank Gore	2005
9.	512	Kevan Barlow	2001
10.	509	Billy Kilmer	1961

RUSHING TOUCHDOWNS

NO	TD	PLAYER	YEAR
1.	10	Billy Kilmer	1961
2.	9	John H. Johnson	1954
3.	8	Roger Craig	1983
4t.	6	Hugh McElhenny	1952
	6	William Floyd	1994
6t.	5	Ken Willard	1965
	5	Dicky Moegle	1955
8t.	4	Kevan Barlow	2001
9t.	3	Frank Gore	2005
	3	Earl Cooper	1980
	3	Delvin Williams	1974
	3	Vic Washington	1971
	3	J.D. Smith	1958

RECEPTIONS

NO	REC	PLAYER	YEAR
1.	83	Earl Cooper	1980
2.	51	Gene Washington	1969
3.	49	Jerry Rice	1985
4t.	48	Michael Crabtree	2009
		Roger Craig	1983
6.	40	Eric Johnson	2001
7.	38	J.J. Stokes	1995
8t.	36	Dave Parks	1964
	36	Vic Washington	1971
10.	35	Terrell Owens	1996

RECEIVING YARDS

NO	YDS	PLAYER	YEAR
1.	927	Jerry Rice	1985
2.	711	Gene Washington	1969
3.	703	Dave Parks	1964
4.	625	Michael Crabtree	2009
5.	567	Earl Cooper	1980
6.	520	Terrell Owens	1996
7.	517	J.J. Stokes	1995
8.	402	Alex Loyd	1950
9.	395	R.C. Owens	1957
10.	367	Hugh McElhenny	1952

RECEIVING TOUCHDOWNS

NO	TD	PLAYER	YEAR
1.	8	Dave Parks	1964
2t.	5	Jimmy Thomas	1969
	5	R.C. Owens	1957
4t.	4	Terrell Owens	1996
	4	J.J. Stokes	1995
	4	Roger Craig	1983
	4	Earl Cooper	1980
	4	Vic Washington	1971
	4	Ken Willard	1965
	4	Carroll Hardy	1955

PASSES COMPLETED

NO	COMP	PLAYER	YEAR
1.	88	Tom Owen	1974
2.	84	Alex Smith	2005
3.	38	Earl Morrall	1956
4t.	23	Steve Spurrier	1967
	23	George Mira	1964
6t.	21	Jim Druckenmiller	1997
	21	Scott Bull	1976
	21	Dennis Morrison	1975
9.	19	Billy Kilmer	1961
10.	13	Joe Montana	1979

PASSING YARDS

NO	YDS	PLAYER	YEAR
1.	1,327	Tom Owen	1974
2.	875	Alex Smith	2005
3.	621	Earl Morrall	1956
4.	331	George Mira	1964
5.	286	Billy Kilmer	1961
6.	252	Scott Bull	1976
7.	239	Jim Druckenmiller	1997
8.	227	Dennis Morrison	1974
9.	211	Steve Spurrier	1967
10.	160	John Brodie	1957

PASSING TOUCHDOWNS

NO	TD	PLAYER	YEAR
1.	10	Tom Owen	1974
2t.	2	Scott Bull	1976
	2	George Mira	1964
	2	John Brodie	1957
5t.	1	Alex Smith	2005
	1	Jim Druckenmiller	1997
	1	Bill Musgrave	1991
	1	Joe Montana	1979
	1	Dennis Morrison	1974
	1	Bob Waters	1960
	1	Earl Morrall	1956

PASSES ATTEMPTED

NO	ATT	PLAYER	YEAR
1.	184	Tom Owen	1974
2.	165	Alex Smith	2005
3.	78	Earl Morrall	1956
4.	53	George Mira	1964
5.	52	Jim Druckenmiller	1997
6.	51	Dennis Morrison	1974
7.	50	Steve Spurrier	1967
8.	48	Scott Bull	1976
9.	34	Billy Kilmer	1961
10.	23	Joe Montana	1979

PASSES INTERCEPTED

NO	INT	PLAYER	YEAR
1.	15	Tom Owen	1974
2.	11	Alex Smith	2005
3.	7	Steve Spurrier	1967
4.	6	Earl Morrall	1956
5t.	5	Dennis Morrison	1974
	5	George Mira	1964
7t.	4	Jim Druckenmiller	1997
	4	Scott Bull	1976
	4	Billy Kilmer	1961
10.	3	John Brodie	1957

PUNT RETURNS

NO	RET	PLAYER	YEAR
1.	47	R.W. McQuarters	1998
2.	38	Don Griffin	1986
3.	35	Anthony Leonard	1976
4t.	22	Brandon Williams	2006
	22	Ralph McGill	1972
6t.	21	Vinny Sutherland	2001
	21	Joe Arenas	1951
8.	20	Hugh McElhenny	1952

PUNT RETURN YARDS

NO	YDS	PLAYER	YEAR
1.	406	R.W. McQuarters	1998
2.	377	Don Griffin	1986
3.	293	Anthony Leonard	1976
4.	284	Hugh McElhenny	1952
5.	272	Joe Arenas	1951
6.	219	Ralph McGill	1972

PUNT RETURN TOUCHDOWNS

NO	TD	PLAYER	YEAR
1t.	1	Otis Amey	2005
	1	R.W. McQuarters	1998
	1	Don Griffin	1986
	1	Dana McLemore	1982
	1	Anthony Leonard	1976
	1	Manfred Moore	1974
	1	Hugh McElhenny	1952

PUNTING ATTEMPTS

NO	ATT	PLAYER	YEAR
1.	96	Andy Lee	2004
2.	79	Tom Wittum	1973
3.	78	Barry Helton	1988
4.	77	Jim Miller	1980
5.	73	Steve Spurrier	1967

PUNTING YARDS

NO	YDS	PLAYER	YEAR
1.	3,990	Andy Lee	2004
2.	3,455	Tom Wittum	1973
3.	3,152	Jim Miller	1980
4.	3,069	Barry Helton	1988
5.	2,813	Jason Baker	2001

PUNTING AVERAGE*

NO	AVG	PLAYER	YEAR
1.	45.7	Tommy Davis	1959
2.	43.7	Tom Wittum	1973
3.	41.6	Andy Lee	2004
4.	40.9	Jim Miller	1980
5.	40.7	Jason Baker	2001

*minimum of 20 punts

ROOKIE SEASON RECORDS (CONT.)

KICKOFF RETURNS

NO	RET	PLAYER	YEAR
1.	50	Vinny Sutherland	2001
2.	41	James Owens	1979
3.	41	Dexter Carter	1971
4.	33	Vic Washington	1990
5t.	26	Rasheed Marshall	2005
	26	Anthony Leonard	1976
7.	21	Joe Arenas	1951

KICKOFF RETURN YARDS

NO	YDS	PLAYER	YEAR
1.	1,140	Vinny Sutherland	2001
2.	1,002	James Owens	1979
3.	858	Vic Washington	1971
4.	783	Dexter Carter	1990
5.	553	Anthony Leonard	1976
6.	542	Joe Arenas	1951

KICKOFF RETURN TOUCHDOWNS

NO	TD	PLAYER	YEAR
1t.	1	Amos Lawrence	1981
	1	James Owens	1979
	1	Dave Williams	1977

INTERCEPTIONS

NO	INT	PLAYER	YEAR
1.	7	Ronnie Lott	1981
2t.	6	Tim McKyer	1986
	6	Dicky Moegle	1955
4t.	5	Kermit Alexander	1963
	5	Jimmy Johnson	1961
	5	Dave Baker	1959
	5	Fred Bruney	1953
	5	Jim Powers	1950

INTERCEPTION RETURN YARDS

NO	YDS	PLAYER	YEAR
1.	138	Alvin Randolph	1967
2.	117	Ronnie Lott	1981
3.	116	Jimmy Johnson	1961
4.	81	Todd Shell	1984
5.	77	Rex Berry	1951

INTERCEPTION RETURN TOUCHDOWNS

NO	TD	PLAYER	YEAR
1.	3	Ronnie Lott	1981
2t.	1	Tim McKyer	1986
	1	Bill Belk	1968
	1	Alvin Randolph	1966

TOTAL TOUCHDOWNS

NO	TD	PLAYER	YEAR
1.	12	Roger Craig	1983
2t.	10	Billy Kilmer	1961
	10	Hugh McElhenny	1952
4t.	9	Earl Cooper	1980
	9	Ken Willard	1965
	9	John H. Johnson	1954

TOTAL POINTS

NO	PTS	PLAYER	YEAR
1.	105	Doug Brien	1994
2.	103	Wade Richey	1997
3.	72	Roger Craig	1983

SACKS

NO	SACKS	PLAYER	YEAR
1.	14.0	LB Aldon Smith	2011
2.	12.0	DT Charles Haley	1986
3.	10.5	DT Dana Stubblefield	1993
4.	6.5	DE Andre Carter	2001

ROOKIE SINGLE GAME RECORDS

RUSHING YARDS

NO	YDS	PLAYER	DATE	OPPONENT
1.	170	Hugh McElhenny	10/5/52	Dal.
2.	134	Amp Lee	12/13/92	Min.
3.	131	Billy Kilmer	10/8/61	LA Rams
4.	125	Vic Washington	11/28/71	NYJ
5t.	124	Dexter Carter	12/17/90	LA Rams
	124	John H. Johnson	11/20/54	Pit.
7.	118	Jimmy Thomas	12/6/69	Chi.
8.	108	Frank Gore	1/1/06	Hou.
9.	100	Ricky Watters	9/6/92	NYG

RUSHING TOUCHDOWNS

NO	TD	PLAYER	DATE	OPPONENT
1.	4	Billy Kilmer	10/15/61	Min.
2t.	3	Ricky Watters	10/18/92	Atl.
	3	Roger Craig	12/4/83	TB

RECEPTIONS

NO	REC	PLAYER	DATE	OPPONENT
1t.	10	Jerry Rice	12/9/85	LA Rams
	10	Earl Cooper	9/7/80	NO
3.	9	Earl Cooper	9/14/80	StL
4t.	8	Earl Cooper	10/26/80	TB
	8	Earl Cooper	10/19/80	LA Rams
	8	Monty Stickles	9/25/60	NYG

RECEIVING YARDS

NO	YDS	PLAYER	DATE	OPPONENT
1.	241	Jerry Rice	12/9/85	LA Rams
2.	146	Dave Parks	10/25/64	Min.
3.	131	Aaron Thomas	11/19/61	Chi.
4.	125	Clyde Conner	12/8/56	GB
5.	123	Monty Stickles	9/25/60	NYG

TOTAL TOUCHDOWNS

NO	TD	PLAYER	DATE	OPPONENT
1.	4	Billy Kilmer	10/15/61	Min.
2.	3	Roger Craig	12/4/83	TB

PUNT RETURN YARDS

NO	YDS	PLAYER	DATE	OPPONENT
1.	141	Anthony Leonard	10/17/76	NO
2.	133	Bruce Taylor	11/15/70	Houston
3.	125	Dana McLemore	1/2/83	LA Rams
4.	122	Hugh McElhenny	10/19/52	Chi.
5.	109	Ralph McGill	10/29/72	Atl.

KICKOFF RETURN YARDS

NO	YDS	PLAYER	DATE	OPPONENT
1.	179	Vic Washington	11/14/71	NO
2.	172	LaMichael James	12/23/12	Sea.
3.	163	Jamal Willis	10/15/95	Ind.
4.	159	Doug Cunningham	10/22/67	NO
5t.	147	Dana McLemore	12/2/82	LA Rams
	147	Vinny Sutherland	11/18/01	Car.

INTERCEPTIONS

NO	INT	PLAYER	DATE	OPPONENT
1t.	2	Tim McKyer	12/19/86	LA Rams
	2	Ronnie Lott	10/11/81	Det.
	2	Carlton Williamson	11/29/81	NYG
	2	Ricky Churchman	11/30/80	NE
	2	Jimmy Johnson	11/5/61	Det.
	2	Dicky Moegle	10/23/55	Chi.
	2	Rex Berry	10/21/51	Chi.
	2	Jimmy Powers	10/22/50	Det.

ROOKIE HIGHLIGHTS

LONG RUNS FROM SCRIMMAGE

NO	YDS	PLAYER	OPPONENT	DATE
1.	89t	Hugh McElhenny	at Dal.	10/5/52
2.	82t	Hugh McElhenny	Dal.	10/26/52
3.	75t	Jimmy Thomas	Chi.	12/6/69
4.	74t	Dexter Carter	at Atl.	10/14/90
5.	72t	Frank Gore	at Was.	10/23/05

LONG RECEPTIONS

NO	YDS	PLAYER	OPPONENT	DATE
1.	83t	Dave Parks	at LA Rams	10/18/64
2.	80t	Dave Parks	Min.	10/25/64
3.	79t	Dave Parks	at Min.	11/8/64
4.	78	Keith Henderson	Atl.	11/12/89
	78t	Carroll Hardy	Det.	10/30/55

LONG PUNTS

NO	YDS	PLAYER	OPPONENT	DATE
1.	86	Larry Barnes	Chi.	9/29/57
2.	81	Andy Lee	at TB	11/21/04
3.	71	Tommy Davis	Chi.	10/25/59
4.	70	Chad Stanley	at Jac.	9/12/99
5.	65	Jim Miller	at NYJ	9/21/80

LONG PUNT RETURNS

NO	YDS	PLAYER	OPPONENT	DATE
1.	94t	Hugh McElhenny	Chi.	10/16/52
2.	93t	Dana McLemore	LA Rams	1/2/83
3.	88t	Manfred Moore	Atl.	11/24/74
4.	76t	Don Griffin	Atl.	11/23/86
	76	Bruce Taylor	at Chi.	11/8/70

LONG KICKOFF RETURNS

NO	YDS	PLAYER	OPPONENT	DATE
1.	94	Doug Cunningham	NO	11/22/67
2.	92t	Amos Lawrence	LA Rams	11/22/81
3.	85t	James Owens	Den.	11/18/79
4.	80t	Dave Williams	at Min.	12/4/77
5.	74	Vic Washington	NE	10/31/71

LONG RETURNS OF FIELD GOAL ATTEMPTS

NO	YDS	PLAYER	OPPONENT	DATE
1.	92t	Bruce Taylor	at NO	12/13/70
2.	62t	Johnny Jackson	at Dal.	10/15/89

LONG COMPLETIONS

NO	YDS	PLAYER	OPPONENT	DATE
1.	79t	George Mira	at Min.	11/8/64
2.	68t	Tom Owen	at Chi.	11/17/74
3.	53t	Tom Owen	Atl.	11/24/74
4.	50t	Harry Sydney	NO	11/15/87
	50	Jim Powers	at Det.	10/8/50

LONG INTERCEPTION RETURNS

NO	YDS	PLAYER	OPPONENT	DATE
1.	94t	Alvin Randolph	Chi.	12/11/66
2.	70t	Jason Webster	Atl.	11/19/00
	70	Bruce Taylor	GB	11/1/70
4.	63	Jimmy Johnson	GB	12/10/61
5.	53t	Todd Shell	at NO	11/25/84

LONG FIELD GOALS

NO	YDS	PLAYER	OPPONENT	DATE
1.	54	Steve Mike—Mayer	at LA Rams	11/9/75
2.	52	Jose Cortez	StL	9/23/01
3.	49	Jose Cortez	at NYJ	10/1/01
4.	48	Doug Brien	at NO	11/28/94
5.	47	Doug Brien	at LA Rams	9/18/94

LONG FUMBLE RETURNS

NO	YDS	PLAYER	OPPONENT	DATE
1.	75t	Derrick Johnson	at Arz.	10/2/05
2.	34	Eric Davis	at LA Rams	12/17/90
3.	18	Ed Pine	at Min.	12/2/62
4.	17	Jamie Winborn	at NO	1/6/02
5.	16	Jack Capple	Min.	10/24/65

100-YARD RUSHING GAMES

Player	Game(s)	YDS (ATT-LG-TD)
1. Hugh McElhenny	at Dal. Texans (10/5/52)	170 (7-89t-1)
2. Joe Perry**	vs. Bal. (10/29/50)	142 (16-49-0)
3. Joe Perry**	vs. GB (12/10/50)	135 (9-78t-1)
4. Amp Lee	at Min. (12/13/92)	134 (23-43-1)
5. Billy Kilmer	vs. LA Rams (10/8/61)	131 (19-26-2)
6. Vic Washington	at NYJ (11/28/71)	125 (27-20-1)
7. Dexter Carter	at LA Rams (12/17/90)	124 (13-74t-1)
John Henry Johnson	at Pit. (11/20/54)	124 (17-24t-1)
9. Jimmy Thomas	vs. Chi. (12/6/69)	118 (6-75t-1)
10. Billy Kilmer	at Min. (10/15/61)	115 (20-21-4)
11. Ken Willard	at Min. (11/28/65)	113 (18-21-0)
12. Frank Gore	vs. Hou. (1/1/06)	108 (25-28-0)
Joe Arenas	vs. GB (12/9/51)	108 (12-14-2)
14. Billy Kilmer	at Det. (10/1/61)	103 (16-31-2)
Hugh McElhenny	at Chi. (10/19/52)	103 (12-25t-2)

**player who was in his 1st NFL season, but had previous prof experience.

100-YARD RECEIVING GAMES

Player	Game(s)	YDS (REC-TD)
1. Jerry Rice	vs. LA Rams (12/9/85)	241 (10-1)
2. Dave Parks	vs. Min. (10/25/64)	146 (5-1)
3. Aaron Thomas	vs. Chi. (11/19/61)	131 (3-2)
4. Clyde Conner	vs. GB (12/8/56)	125 (7-1)
5. Monty Stickles	vs. NYG (9/25/60)	123 (8-0)
6. Carroll Hardy	at GB (11/20/55)	122 (4-2)
7. Bernie Casey	vs. GB (12/10/61)	118 (5-1)
Hugh McElhenny	at NYG (11/9/52)	118 (4-0)
9. Dave Parks	at LA Rams (10/18/64)	112 (3-1)
10. Jerry Rice	vs. Dal. (12/22/85)	111 (7-0)
11. Terrell Owens	vs. Car. (12/8/96)	110 (5-1)
12. Alyn Beals**	vs. LA Rams (10/1/50)	106 (7-0)
J.J. Stokes	at Atl. (12/24/95)	106 (5-1)
14. Alex Loyd	at Cle. (11/12/50)	102 (5-0)
Don Lisbon	vs. Dal. (11/10/63)	102 (5-2)

**player who was in his 1st NFL season, but had previous prof experience.

CAREER 100/300 YARD GAMES

CAREER 100-YARD RUSHING GAMES

NO	PLAYER	W-L-T
32	Frank Gore	25-7-0
20	Joe Perry	16-4-0
16	Garrison Hearst	15-1-0
14	Roger Craig	11-3-0
12	Hugh McElhenny	8-4-0
12	J.D. Smith	7-5-0
10	Wendell Tyler	8-2-0
10	Delvin Williams	5-5-0
9	Ricky Watters	8-1-0
9	Ken Willard	5-3-1
6	Charlie Garner	3-3-0
5	Kevan Barlow	2-3-0
4	Billy Kilmer	4-0-0
3	Wilbur Jackson	2-1-0
3	Paul Hofer	0-3-0
2	Joe Cribbs	2-0-0
2	Larry Schreiber	2-0-0
2	Maurice Hicks	2-0-0
1	Brian Westbrook	1-0-0
1	Joe Arenas	1-0-0
1	Dexter Carter	1-0-0
1	Lenvil Elliott	1-0-0
1	Keith Henderson	1-0-0
1	John Henry Johnson	1-0-0
1	Terry Kirby	1-0-0
1	Amp Lee	1-0-0
1	Gary Lewis	1-0-0
1	Verl Lillywhite	1-0-0
1	Lawrence Phillips	1-0-0
1	C.R. Roberts	1-0-0
1	Jimmy Thomas	1-0-0
1	Vic Washington	1-0-0
1	O.J. Simpson	0-1-0
1	Steve Young	0-1-0
186		139-46-1

CAREER 300-YARD PASSING GAMES

NO	PLAYER	W-L-T
35	Joe Montana	26-9-0
28	Steve Young	21-7-0
14	Jeff Garcia	5-9-0
6	John Brodie	4-1-1
5	Y.A. Tittle	4-1-0
5	Steve DeBerg	0-5-0
3	Elvis Grbac	2-1-0
3	Alex Smith	1-2-0
2	Steve Bono	2-0-0
2	Jeff Kemp	1-1-0
2	Steve Spurrier	0-2-0
1	Troy Smith	1-0-0
1	Tim Rattay	1-0-0
1	George Mira	1-0-0
1	Tom Owen	1-0-0
1	J.T. O'Sullivan	1-0-0
1	Shaun Hill	0-1-0
1	Mike Moroski	0-1-0
112		71-40-1

CAREER 100-YARD RECEIVING GAMES

NO	PLAYER	W-L-T
66	Jerry Rice	46-20-0
25	Terrell Owens	15-10-0
17	Gene Washington	11-5-1
16	Dwight Clark	11-5-0
12	John Taylor	10-2-0
11	Freddie Solomon	5-6-0
11	Dave Parks	2-8-1
10	Gordy Soltau	5-5-0
9	Bernie Casey	3-4-2
9	Billy Wilson	3-4-2
8	R.C. Owens	5-2-1
8	Vernon Davis	3-5-0
7	Michael Crabtree	4-3-0
5	Monty Stickles	3-2-0
4	Paul Hofer	2-2-0
4	J.J. Stokes	2-2-0
3	J.R. Boone	2-1-0
3	Dick Witcher	2-1-0
3	Clinton McNeil	1-2-0
3	Ted Kwalick	0-2-1
3	Garrison Hearst	2-1-0
3	Brandon Lloyd	0-3-0
2	Isaac Bruce	1-1-0
2	Antonio Bryant	1-1-0
2	Clyde Conner	2-0-0
2	Roger Craig	2-0-0
2	John David Crow	1-1-0
2	Eric Johnson	1-1-0
2	Hugh McElhenny	1-1-0
1	Joshua Morgan	0-1-0
1	Frank Gore	0-1-0
1	Danny Abramowicz	1-0-0
1	Arnaz Battle	0-1-0
1	Alyn Beals	0-1-0
1	Jimmy Cason	0-1-0
1	Curtis Conway	0-1-0
1	Charlie Garner	0-1-0
1	Carroll Hardy	0-1-0
1	Jimmy Johnson	1-0-0
1	Brent Jones	1-0-0
1	Don Lisbon	1-0-0
1	Alex Loyd	0-1-0
1	Willie McGee	1-0-0
1	Jeff Moore	1-0-0
1	Renaldo Nehemiah	1-0-0
1	Joe Perry	0-1-0
1	Ted Popson	1-0-0
1	Tom Rathman	1-0-0
1	Mike Sherrard	0-1-0
1	J.D. Smith	1-0-0
1	Aaron Thomas	1-0-0
1	Ricky Watters	1-0-0
1	Cedrick Wilson	0-1-0
1	Mike Wilson	1-0-0
278		157-113-8

49ERS 300-YARD PASSERS

303 – Alex Smith vs. Buf.	10/7/12 (18 of 24)
356 – Troy Smith vs. STL	11/15/10 (17 of 28)
309 – Alex Smith vs. Phi.	10/10/10 (25 of 39)
310 – Alex Smith at Sea.	12/6/09 (27 of 45)
303 – Shaun Hill at Dal.	11/23/08 (21 of 33)
321 – J.T. O’Sullivan at Sea.	9/14/08 (20 of 32)
417 – Tim Rattay vs. Arz.	10/10/04 (38 of 57)
344 – Jeff Garcia at Cin.	12/14/03 (26 of 33)
337 – Jeff Garcia at SD	11/17/02 (25 of 43)
305 – Jeff Garcia at Car.	11/18/01 (34 of 54)
332 – Jeff Garcia at Atl.	10/14/01 (27 of 41)
335 – Jeff Garcia vs. Atl.	9/9/01 (26 of 40)
402 – Jeff Garcia vs. Chi.	12/17/00 (36 of 44)
305 – Jeff Garcia vs. NO	12/10/00 (25 of 38)
323 – Jeff Garcia at SD	12/3/00 (18 of 32)
307 – Jeff Garcia at Car.	10/22/00 (25 of 39)
336 – Jeff Garcia at GB	10/15/00 (27 of 42)
336 – Jeff Garcia vs. Oak.	10/8/00 (28 of 41)
373 – Jeff Garcia at Atl.	1/3/00 (26 of 34)
303 – Jeff Garcia at Car.	12/18/99 (29 of 46)
437 – Jeff Garcia at Cin.	12/5/99 (33 of 49)
309 – Steve Young at NO	10/11/98 (21 of 40)
342 – Steve Young at Atl.	11/15/98 (21 of 40)
331 – Steve Young vs. Ind.	10/18/98 (33 of 51)
329 – Steve Young at Buf.	10/4/98 (23 of 38)
387 – Steve Young vs. Atl.	9/27/98 (28 of 39)
303 – Steve Young at Was.	9/14/98 (21 of 32)
363 – Steve Young vs. NYJ	9/6/98 (26 of 46)
336 – Steve Young vs. Atl.	9/21/97 (17 of 24)
393 – Steve Young vs. Car.	12/8/96 (27 of 41)
316 – Steve Young at Atl.	12/24/95 (31 of 44)
425 – Steve Young vs. Min.	12/18/95 (30 of 49)
336 – Steve Young at Car.	12/10/95 (31 of 45)
382 – Elvis Grbac at Mia.	11/20/95 (31 of 41)
327 – Elvis Grbac at Car.	11/5/95 (26 of 37)
305 – Elvis Grbac at Dal.	11/12/95 (20 of 30)
348 – Steve Young at Det.	9/25/95 (27 of 44)
331 – Steve Young vs. Atl.	9/10/95 (27 of 40)
350 – Steve Young vs. Den.	12/17/94 (20 of 29)
304 – Steve Young at SD	12/11/94 (25 of 32)
325 – Steve Young vs. LA Rams	11/20/94 (30 of 44)
355 – Steve Young at LA Rams	9/18/94 (31 of 39)
308 – Steve Young vs. LA Raiders	9/5/94 (19 of 32)
354 – Steve Young at Det.	12/19/93 (17 of 23)
462 – Steve Young at LA Rams	11/28/93 (26 of 32)
311 – Steve Young at TB	11/14/93 (23 of 29)
342 – Steve Young vs. Phi.	11/29/92 (24 of 35)
399 – Steve Young vs. Atl.	10/18/92 (18 of 28)
449 – Steve Young vs. Buf.	9/13/92 (26 of 37)
338 – Steve Young vs. Chi.	12/23/91 (21 of 32)
347 – Steve Bono vs. NO	12/1/91 (27 of 41)
306 – Steve Bono at LA Rams	11/25/91 (18 of 33)
348 – Steve Young vs. Atl.	10/13/91 (22 of 38)
348 – Steve Young vs. SD	9/8/91 (26 of 36)
411 – Joe Montana at GB	11/4/90 (25 of 40)

476 – Joe Montana at Atl.	10/14/90 (32 of 49)
318 – Joe Montana at Hou.	10/7/90 (20 of 28)
398 – Joe Montana vs. Atl.	9/23/90 (24 of 36)
390 – Joe Montana vs. Was.	9/16/90 (29 of 44)
458 – Joe Montana at LA Rams	12/11/89 (30 of 42)
325 – Joe Montana vs. GB	11/19/89 (30 of 42)
302 – Joe Montana vs. NO	11/6/89 (22 of 31)
428 – Joe Montana at Phi.	9/24/89 (25 of 34)
302 – Joe Montana at Sea.	9/25/88 (20 of 29)
343 – Joe Montana vs. Atl.	9/18/88 (32 of 48)
308 – Joe Montana at GB	12/6/87 (26 of 35)
342 – Joe Montana vs. Cle.	11/29/87 (23 of 31)
304 – Joe Montana at TB	11/22/87 (29 of 45)
334 – Joe Montana vs. STL Cardinals	10/18/87 (31 of 39)
316 – Joe Montana at Pit.	9/13/87 (34 of 49)
441 – Joe Montana at Was.	11/17/86 (33 of 60)
332 – Mike Moroski at NO	11/2/86 (23 of 40)
359 – Jeff Kemp vs. Min.	10/12/86 (23 of 42)
332 – Jeff Kemp vs NO	9/21/86 (29 of 44)
356 – Joe Montana at TB	9/7/86 (32 of 46)
322 – Joe Montana vs. Dal.	12/22/85 (24 of 34)
354 – Joe Montana at NO	12/15/85 (25 of 38)
328 – Joe Montana vs. LA Rams	12/9/85 (26 of 36)
306 – Joe Montana at LA Rams	10/27/85 (22 of 30)
429 – Joe Montana at Atl.	10/6/85 (37 of 57)
301 – Joe Montana vs. Cin.	11/4/84 (27 of 42)
365 – Joe Montana at LA Rams	10/28/84 (21 of 31)
353 – Joe Montana at Hou.	10/21/84 (25 of 35)
381 – Joe Montana vs. Was.	9/10/84 (24 of 40)
358 – Joe Montana at LA Rams	10/23/83 (25 of 39)
316 – Joe Montana vs. LA Rams	10/9/83 (28 of 42)
341 – Joe Montana at STL Cardinals	9/18/83 (20 of 32)
356 – Joe Montana vs. SD	12/11/82 (31 of 46)
305 – Joe Montana vs. LA Rams	12/2/82 (26 of 37)
334 – Joe Montana vs. NO	11/28/82 (27 of 42)
408 – Joe Montana at STL Cardinals	11/21/82 (26 of 39)
336 – Joe Montana at Den.	9/19/82 (26 of 37)
345 – Steve DeBerg at Atl.	9/28/80 (32 of 51)
345 – Steve DeBerg vs. Atl.	12/16/79 (29 of 54)
348 – Steve DeBerg vs. Chi. Bears	10/28/79 (26 of 41)
306 – Steve DeBerg vs. Sea.	10/7/79 (31 of 40)
321 – Steve DeBerg at Hou.	9/17/78 (20 to 32)
316 – Tom Owen at Chi.	11/17/74 (15 of 26)
320 – Steve Spurrier vs. Min.	10/14/73 (31 of 48)
315 – Steve Spurrier at GB	11/5/72 (19 of 37)
317 – John Brodie at Chi.	11/8/70 (21 of 28)
301 – John Brodie vs. GB	12/1/68 (24 of 39)
324 – George Mira at Atl.	12/10/67 (20 of 34)
328 – John Brodie vs. GB	12/10/61 (19 of 29)
322 – John Brodie vs. Chi.	11/19/61 (11 of 19)
316 – Y.A. Tittle at Det.	10/16/55 (15 of 31)
371 – Y.A. Tittle vs. Bal.	12/13/53 (29 of 44)
301 – Y.A. Tittle at LA Rams	11/8/53 (18 of 32)
304 – Y.A. Tittle vs. Chi.	11/1/53 (25 of 43)
341 – Y.A. Tittle at NYG	11/9/52 (16 of 29)

49ERS 100-YARD RUSHERS SINCE 1970

131 – Frank Gore vs. Sea.	10/18/12 (16 carries)	105 – Ricky Watters at NO	11/28/94 (26 carries)
106 – Frank Gore vs. Buf.	10/7/12 (14 carries)	103 – Ricky Watters vs. TB	10/23/94 (14 carries)
112 – Frank Gore at GB	9/9/12 (16 carries)	116 – Ricky Watters vs. NO	11/22/93 (16 carries)
107 – Frank Gore at Was.	11/6/11 (19 carries)	135 – Ricky Watters at NO	9/26/93 (25 carries)
134 – Frank Gore vs. Cle.	10/30/11 (31 carries)	112 – Ricky Watters vs. Atl.	9/19/93 (19 carries)
141 – Frank Gore at Det.	10/16/11 (15 carries)	134 – Amp Lee at Min.	12/13/92 (23 carries)
125 – Frank Gore vs. TB	10/9/11 (20 carries)	163 – Ricky Watters at LA Rams	11/22/92 (26 carries)
127 – Frank Gore at Phi.	10/2/11 (15 carries)	115 – Ricky Watters vs. NO	11/15/92 (21 carries)
136 – Brian Westbrook at Arz.	11/29/10 (23 carries)	104 – Ricky Watters at NE	10/11/92 (19 carries)
118 – Frank Gore vs. Den. (London)	10/31/10 (29 carries)	100 – Ricky Watters at NYG	9/6/92 (13 carries)
102 – Frank Gore at Car.	10/24/10 (19 carries)	104 – Keith Henderson vs. Det.	10/20/91 (20 carries)
149 – Frank Gore vs. Oak.	10/17/10 (25 carries)	102 – Steve Young vs. NO	12/23/90 (8 carries)
112 – Frank Gore vs. NO	9/20/10 (20 carries)	124 – Dexter Carter at LA Rams	12/17/90 (13 carries)
107 – Frank Gore at StL	1/3/10 (23 carries)	105 – Roger Craig vs. Buf.	12/17/89 (25 carries)
107 – Frank Gore at Phi.	12/20/09 (16 carries)	109 – Roger Craig vs. Atl.	11/12/89 (17 carries)
167 – Frank Gore vs. Arz.	12/14/09 (25 carries)	131 – Roger Craig at Ind.	9/10/89 (24 carries)
104 – Frank Gore vs. Chi.	11/12/09 (25 carries)	115 – Roger Craig vs. NO	12/11/88 (22 carries)
207 – Frank Gore vs. Sea.	9/20/09 (16 carries)	103 – Roger Craig at Atl.	12/4/88 (23 carries)
106 – Frank Gore vs. StL	11/16/08 (18 carries)	162 – Roger Craig at Phx.	11/6/88 (22 carries)
101 – Frank Gore vs. Phi.	10/12/08 (19 carries)	190 – Roger Craig at LA Rams	10/16/88 (22 carries)
130 – Frank Gore vs. Det.	9/21/08 (27 carries)	143 – Roger Craig vs. Den.	10/9/88 (26 carries)
138 – Frank Gore vs. Cin.	12/15/07 (29 carries)	107 – Roger Craig at Sea.	9/25/88 (21 carries)
116 – Frank Gore at Arz.	11/25/07 (21 carries)	110 – Roger Craig at NYG	9/11/88 (18 carries)
153 – Frank Gore at Den.	12/31/06 (31 carries)	104 – Roger Craig at LA Rams	11/1/87 (23 carries)
130 – Frank Gore vs. GB	12/10/06 (18 carries)	107 – Joe Cribbs at NE	12/14/86 (23 carries)
144 – Frank Gore at Sea.	12/14/06 (29 carries)	101 – Roger Craig vs. Atl.	11/23/86 (17 carries)
134 – Frank Gore at StL	11/26/06 (21 carries)	105 – Joe Cribbs vs. StL	11/9/86 (21 carries)
212 – Frank Gore vs. Sea.	11/19/06 (24 carries)	111 – Wendell Tyler vs. KC	11/17/85 (16 carries)
159 – Frank Gore at Det.	11/12/06 (22 carries)	117 – Roger Craig at Den.	11/11/85 (22 carries)
111 – Frank Gore at Chi.	10/29/06 (12 carries)	107 – Wendell Tyler at Det.	10/20/85 (16 carries)
134 – Frank Gore vs. Oak.	10/8/06 (27 carries)	107 – Roger Craig vs. Atl.	9/15/85 (11 carries)
127 – Frank Gore vs. StL	9/17/06 (29 carries)	125 – Wendell Tyler at Min.	9/8/85 (21 carries)
108 – Frank Gore vs. Hou	1/1/06 (25 carries)	117 – Wendell Tyler at NO	11/25/84 (15 carries)
109 – Maurice Hicks at StL	12/24/05 (10 carries)	108 – Wendell Tyler at Hou.	10/21/84 (23 carries)
101 – Kevan Barlow vs. TB	10/30/05 (26 carries)	101 – Wendell Tyler at NYG	10/8/84 (14 carries)
103 – Kevan Barlow at NE	1/2/05 (25 carries)	113 – Wendell Tyler at Phi.	9/23/84 (21 carries)
139 – Maurice Hicks at Arz.	12/12/04 (34 carries)	102 – Wendell Tyler vs. TB	12/4/83 (16 carries)
114 – Kevan Barlow at NO	9/19/04 (20 carries)	108 – Wendell Tyler at StL	9/18/83 (18 carries)
154 – Kevan Barlow at Phi.	12/21/03 (30 carries)	107 – Wendell Tyler at Min.	9/8/83 (19 carries)
154 – Kevan Barlow vs. Arz.	12/7/03 (18 carries)	125 – Lenvil Elliot vs. NO	12/7/80 (20 carries)
117 – Garrison Hearst vs. TB	10/19/03 (20 carries)	147 – Paul Hofer at NO	11/11/79 (17 carries)
124 – Garrison Hearst vs. Sea.	12/1/02 (31 carries)	102 – Paul Hofer at Oak.	11/4/79 (12 carries)
116 – Garrison Hearst vs. StL	10/6/02 (13 carries)	104 – Paul Hofer vs. LA Rams	11/19/78 (20 carries)
103 – Garrison Hearst vs. Mia.	12/16/01 (26 carries)	108 – O.J. Simpson vs. Chi.	9/10/78 (27 carries)
124 – Garrison Hearst vs. Buf	12/2/01 (25 carries)	107 – Delvin Williams at Min.	12/4/77 (27 carries)
106 – Garrison Hearst at Ind.	11/25/01 (12 carries)	190 – Wilbur Jackson vs. NO	11/27/77 (16 carries)
145 – Garrison Hearst vs. NO	11/11/01 (17 carries)	123 – Wilbur Jackson at NO	11/13/77 (22 carries)
102 – Charlie Garner vs. KC	11/12/00 (25 carries)	110 – Delvin Williams at NO	11/13/77 (25 carries)
109 – Charlie Garner vs. Oak.	10/8/00 (24 carries)	106 – Delvin Williams vs. Det.	10/23/77 (27 carries)
201 – Charlie Garner at Dal.	9/24/00 (36 carries)	104 – Delvin Williams at SD	12/5/76 (26 carries)
129 – Charlie Garner vs. Was	12/26/99 (16 carries)	156 – Wilbur Jackson vs. Min.	11/29/76 (30 carries)
107 – Charlie Garner vs. Atl.	12/12/99 (26 carries)	153 – Delvin Williams vs. Min.	11/29/76 (20 carries)
166 – Charlie Garner vs. Pit	11/7/99 (20 carries)	180 – Delvin Williams vs. Was.	11/7/76 (23 carries)
102 – Lawrence Phillips at Arz.	9/27/99 (9 carries)	194 – Delvin Williams at StL. Cardinals	10/31/76 (34 carries)
107 – Garrison Hearst at NE	12/20/98 (27 carries)	121 – Delvin Williams at GB	9/12/76 (25 carries)
198 – Garrison Hearst vs. Det.	12/14/98 (24 carries)	104 – Delvin Williams at Atl.	12/14/75 (10 carries)
139 – Garrison Hearst at Car.	12/6/98 (20 carries)	106 – Delvin Williams vs. Chi.	11/16/75 (12 carries)
166 – Garrison Hearst vs. NYG	11/30/98 (20 carries)	129 – Ken Willard at NYJ	11/28/71 (15 carries)
138 – Garrison Hearst at Was	9/14/98 (22 carries)	125 – Vic Washington at NYJ	11/28/71 (27 carries)
187 – Garrison Hearst vs. NYJ	9/6/98 (20 carries)	106 – Larry Schreiber vs. Atl.	11/24/74 (20 carries)
104 – Garrison Hearst vs. Dal.	11/2/97 (22 carries)	117 – Ken Willard vs. Phi.	12/2/73 (15 carries)
105 – Garrison Hearst at Atl.	10/19/97 (18 carries)	104 – Larry Schreiber vs. Bal.	11/12/72 (17 carries)
141 – Garrison Hearst at Car.	9/29/97 (28 carries)	105 – Ken Willard vs. Cle.	9/27/70 (22 carries)
105 – Terry Kirby at Atl.	12/2/96 (12 carries)		

49ERS 100-YARD RECEIVERS SINCE 1970

172 – Michael Crabtree vs. Arz.	12/30/12 (8 catches)	110 – J.J. Stokes vs. Ind.	10/18/98 (9 catches)
107 – Michael Crabtree at NE	12/16/12 (7 catches)	162 – Jerry Rice vs. Atl.	9/27/98 (8 catches)
101 – Michael Crabtree at StL	12/2/12 (7 catches)	105 – Garrison Hearst vs. Atl.	9/27/98 (4 catches)
113 – Michael Crabtree vs. Buf.	10/7/12 (6 catches)	111 – J.J. Stokes vs. NYJ	9/6/98 (7 catches)
106 – Vernon Davis vs. Buf.	10/7/12 (5 catches)	129 – Jerry Rice vs. Car.	12/8/96 (10 catches)
118 – Vernon Davis at StL	1/1/12 (8 catches)	110 – Terrell Owens vs. Car.	12/8/96 (5 catches)
120 – Michael Crabtree vs. Arz.	11/20/11 (5 catches)	116 – Ted Popson vs. Cin.	10/20/96 (8 catches)
114 – Vernon Davis at Cin.	9/25/11 (8 catches)	108 – Jerry Rice at StL	10/6/96 (7 catches)
122 – Michael Crabtree at StL	12/26/10 (6 catches)	127 – Jerry Rice at Car.	9/22/96 (10 catches)
106 – Joshua Morgan at SD	12/16/10 (7 catches)	153 – Jerry Rice at Atl.	12/24/95 (12 catches)
126 – Vernon Davis at GB	12/5/10 (4 catches)	106 – J.J. Stokes at Atl.	12/24/95 (5 catches)
105 – Michael Crabtree vs. Phi.	10/10/10 (9 catches)	289 – Jerry Rice vs. Min.	12/18/95 (14 catches)
104 – Vernon Davis vs. Phi.	10/10/10 (5 catches)	121 – Jerry Rice at Car.	12/10/95 (6 catches)
102 – Frank Gore at KC	9/26/10 (9 catches)	149 – Jerry Rice at Mia.	11/20/95 (8 catches)
111 – Vernon Davis at Sea.	12/6/09 (6 catches)	161 – Jerry Rice at Dal.	11/12/95 (5 catches)
108 – Vernon Davis at GB	11/22/09 (6 catches)	111 – Jerry Rice vs. Car.	11/5/95 (8 catches)
102 – Vernon Davis vs. Ten.	11/8/09 (10 catches)	108 – Jerry Rice vs. NO	10/29/95 (8 catches)
125 – Isaac Bruce at Dal.	11/23/08 (8 catches)	181 – Jerry Rice at Det.	9/25/95 (11 catches)
106 – Frank Gore vs. StL	11/16/08 (18 carries)	167 – Jerry Rice vs. Atl.	9/10/95 (11 catches)
120 – Arnaz Battle at NO	9/28/08 (7 catches)	121 – Jerry Rice vs. Den.	12/17/94 (9 catches)
153 – Isaac Bruce at Sea.	9/14/08 (4 catches)	106 – Rickey Watters vs. Den.	12/17/94 (4 catches)
131 – Antonio Bryant vs. StL	9/17/06 (4 catches)	144 – Jerry Rice at SD	12/11/94 (12 catches)
114 – Antonio Bryant at Arz.	9/10/06 (4 catches)	165 – Jerry Rice vs. LA Rams	11/20/94 (16 catches)
119 – Brandon Lloyd vs. Sea.	11/20/05 (7 catches)	147 – Jerry Rice at LA Rams	9/18/94 (11 catches)
102 – Brandon Lloyd at Arz.	10/2/05 (7 catches)	103 – John Taylor at LA Rams	9/18/94 (7 catches)
142 – Brandon Lloyd vs. Dal.	9/25/05 (4 catches)	169 – Jerry Rice vs. LA Raiders	9/5/94 (7 catches)
101 – Cedrick Wilson vs. Car.	11/14/04 (5 catches)	132 – Jerry Rice at Det.	12/19/93 (4 catches)
162 – Eric Johnson vs. Arz.	10/10/04 (13 catches)	115 – John Taylor at Det.	12/19/93 (4 catches)
113 – Eric Johnson vs. StL	10/3/04 (10 catches)	105 – Jerry Rice at Atl.	12/11/93 (6 catches)
112 – Curtis Conway at NO	9/19/04 (8 catches)	150 – John Taylor at LA Rams	11/14/93 (8 catches)
127 – Terrell Owens at Cin.	12/14/03 (8 catches)	155 – Jerry Rice vs. Phx.	10/24/93 (9 catches)
155 – Terrell Owens vs. Pit.	11/17/03 (8 catches)	118 – Jerry Rice vs. TB	12/19/92 (7 catches)
152 – Terrell Owens vs. TB	10/19/03 (6 catches)	133 – Jerry Rice vs. Phi.	11/29/92 (8 catches)
112 – Terrell Owens vs. Chi.	9/7/03 (7 catches)	183 – Jerry Rice vs. Atl.	10/18/92 (7 catches)
123 – Terrell Owens at Dal.	12/8/02 (12 catches)	159 – Mike Sherrard vs. Buf.	9/13/92 (6 catches)
166 – Terrell Owens vs. Phi.	11/25/02 (13 catches)	112 – John Taylor vs. Buf.	9/13/92 (5 catches)
171 – Terrell Owens at SD	11/17/02 (7 catches)	125 – Jerry Rice vs. Chi.	12/23/91 (5 catches)
191 – Terrell Owens at Oak.	11/3/02 (12 catches)	113 – John Taylor at Sea.	12/8/91 (7 catches)
132 – Terrell Owens vs. Arz.	10/27/02 (8 catches)	154 – Jerry Rice vs. NO	12/1/91 (9 catches)
116 – Terrell Owens at NO	1/6/02 (2 catches)	121 – John Taylor at LA Rams	11/25/91 (6 catches)
103 – Terrell Owens at Ind.	11/25/01 (6 catches)	127 – John Taylor at Atl.	11/3/91 (2 catches)
100 – Terrell Owens vs. NO	11/11/01 (8 catches)	138 – Jerry Rice vs. Atl.	10/13/91 (7 catches)
125 – Terrell Owens vs. Det.	11/4/01 (9 catches)	150 – Jerry Rice vs. SD	9/8/91 (9 catches)
105 – Garrison Hearst at Chi.	10/28/01 (4 catches)	118 – Jerry Rice at Min.	12/30/90 (9 catches)
183 – Terrell Owens at Atl.	10/14/01 (9 catches)	104 – Jerry Rice at LA Rams	12/17/90 (5 catches)
118 – Terrell Owens vs. Car.	10/7/01 (8 catches)	101 – Jerry Rice at Cin.	12/9/90 (8 catches)
283 – Terrell Owens vs. Chi.	12/17/00 (20 catches)	147 – Jerry Rice at Dal.	11/11/90 (12 catches)
129 – Terrell Owens vs. NO	12/10/00 (6 catches)	187 – Jerry Rice at GB	11/4/90 (6 catches)
115 – Terrell Owens vs. StL	10/29/00 (8 catches)	132 – John Taylor at Hou.	10/7/90 (4 catches)
112 – Charlie Garner at Car.	10/22/00 (7 catches)	225 – Jerry Rice at Atl.	10/24/90 (13 catches)
176 – Terrell Owens vs. Oak.	10/8/00 (12 catches)	171 – Jerry Rice vs. Atl.	9/23/90 (8 catches)
108 – Terrell Owens at StL	9/17/00 (6 catches)	125 – Brent Jones vs. Atl.	9/23/90 (5 catches)
143 – Jerry Rice at Atl.	1/3/00 (6 catches)	160 – John Taylor vs. Was.	9/16/90 (8 catches)
130 – J.J. Stokes at Atl.	1/3/00 (5 catches)	101 – Jerry Rice vs. Chi.	12/24/89 (4 catches)
157 – Jerry Rice at Cin.	12/5/99 (9 catches)	286 – John Taylor at LA Rams	12/11/89 (11 catches)
145 – Terrell Owens at Cin.	12/5/99 (9 catches)	162 – John Taylor at Atl.	12/3/89 (5 catches)
120 – Terrell Owens vs. StL	11/21/99 (6 catches)	117 – Jerry Rice vs. NYG	11/27/89 (7 catches)
115 – Jerry Rice at NE	12/20/98 (5 catches)	106 – Jerry Rice vs. GB	11/19/89 (9 catches)
140 – Terrell Owens vs. NYG	11/30/98 (5 catches)	112 – Jerry Rice vs. NE	10/22/89 (6 catches)
103 – Garrison Hearst vs. NO	11/22/98 (4 catches)	103 – Tom Rathman vs. NE	10/22/89 (11 catches)
169 – Jerry Rice at Atl.	11/15/98 (10 catches)	149 – Jerry Rice at NO	10/8/89 (7 catches)
120 – Terrell Owens at StL.	10/25/98 (5 catches)	136 – John Taylor at Phi.	9/24/89 (6 catches)

49ERS 100-YARD RECEIVERS SINCE 1970 (CONT.)

164 – Jerry Rice at Phi.	9/24/89 (6 catches)
122 – Jerry Rice at TB	9/17/89 (8 catches)
163 – Jerry Rice at Ind.	9/10/89 (6 catches)
171 – Jerry Rice at SD	11/27/88 (6 catches)
105 – Jerry Rice vs. Was.	11/21/88 (3 catches)
163 – Jerry Rice at Sea.	9/25/88 (6 catches)
163 – Jerry Rice vs. Atl.	9/18/88 (8 catches)
109 – Jerry Rice at NYG	9/11/88 (4 catches)
126 – Jerry Rice vs. Cle.	11/29/87 (7 catches)
103 – Jerry Rice at TB	11/22/87 (7 catches)
108 – Jerry Rice vs. NO	11/15/87 (4 catches)
104 – Mike Wilson at Cin.	9/20/87 (7 catches)
106 – Jerry Rice at Pit.	9/13/87 (8 catches)
204 – Jerry Rice at Was.	11/17/86 (12 catches)
156 – Jerry Rice vs. StL	11/9/86 (4 catches)
144 – Jerry Rice vs. Min.	10/12/86 (7 catches)
172 – Jerry Rice vs. Ind.	10/5/86 (6 catches)
120 – Jerry Rice vs. NO	9/21/86 (7 catches)
100 – Dwight Clark vs. NO	9/21/86 (7 catches)
157 – Jerry Rice at LA Rams	9/14/86 (6 catches)
100 – Dwight Clark at TB	9/7/86 (7 catches)
111 – Jerry Rice vs. Dal.	12/22/85 (7 catches)
241 – Jerry Rice vs. LA Rams	12/9/85 (10 catches)
132 – Roger Craig at LA Rams	10/27/85 (6 catches)
167 – Roger Craig at Atl.	10/6/85 (12 catches)
125 – Renaldo Nehemiah vs. Min.	12/8/84 (6 catches)
105 – Freddie Solomon at Cle.	11/11/84 (5 catches)
124 – Dwight Clark vs. Cin.	11/4/84 (7 catches)
127 – Dwight Clark at Hou.	10/21/84 (5 catches)
105 – Dwight Clark vs. Was.	9/10/84 (5 catches)
103 – Freddie Solomon vs. Atl.	9/25/83 (6 catches)
121 – Freddie Solomon at StL	9/18/83 (3 catches)
104 – Dwight Clark at KC	12/26/82 (4 catches)
101 – Dwight Clark vs. Atl.	12/19/82 (8 catches)
135 – Dwight Clark vs. SD	12/11/82 (12 catches)
102 – Jeff Moore at LA Rams	12/2/82 (8 catches)
103 – Dwight Clark at StL	11/21/82 (6 catches)
127 – Dwight Clark at Den.	9/19/82 (9 catches)
109 – Freddie Solomon at Den.	9/19/82 (4 catches)

106 – Dwight Clark vs. LA Raiders	9/12/82 (6 catches)
124 – Freddie Solomon at LA Rams	11/22/81 (5 catches)
128 – Dwight Clark vs. Atl.	11/8/81 (7 catches)
109 – Dwight Clark vs. LA Rams	10/25/81 (8 catches)
135 – Dwight Clark vs. Dal.	10/11/81 (4 catches)
113 – Freddie Solomon vs. Chi.	9/13/81 (5 catches)
155 – Dwight Clark vs. NO	12/7/80 (6 catches)
104 – Freddie Solomon at GB	11/9/80 (5 catches)
148 – Dwight Clark at Dal.	10/12/80 (8 catches)
132 – Freddie Solomon vs. Atl.	9/28/80 (5 catches)
135 – Paul Hofer vs. StL	9/14/80 (9 catches)
114 – Paul Hofer at NO	9/7/80 (7 catches)
130 – Paul Hofer at Atl.	12/16/79 (9 catches)
104 – Paul Hofer at NYG	10/14/79 (9 catches)
144 – Freddie Solomon vs. NO	9/23/79 (8 catches)
107 – Freddie Solomon at Min.	9/2/79 (4 catches)
110 – Freddie Solomon at Hou.	9/17/78 (3 catches)
130 – Gene Washington vs. Dal.	12/12/77 (5 catches)
112 – Gene Washington vs. Det.	10/23/77 (4 catches)
104 – Willie McGee at Sea.	9/26/76 (5 catches)
101 – Gene Washington at Phi.	11/30/75 (6 catches)
144 – Gene Washington at LA Rams	11/9/75 (5 catches)
121 – Gene Washington at Dal.	11/10/74 (7 catches)
133 – Ted Kwalick at Det.	11/4/73 (8 catches)
101 – Dan Abramowicz vs. NO	10/21/73 (4 catches)
118 – Gene Washington vs. Min.	10/14/73 (8 catches)
119 – Gene Washington vs. Min.	12/16/72 (4 catches)
114 – Gene Washington at Chi.	11/18/72 (4 catches)
164 – Gene Washington at GB	11/5/72 (6 catches)
102 – Ted Kwalick vs. NO	10/22/72 (2 catches)
126 – Ted Kwalick vs. NYG	10/15/72 (6 catches)
140 – Gene Washington vs. SD	9/17/72 (8 catches)
160 – Gene Washington vs. NE	10/31/71 (5 catches)
112 – Gene Washington at Phi.	10/3/71 (3 catches)
131 – Gene Washington at NO	12/13/70 (5 catches)
115 – Gene Washington vs. Atl.	12/6/70 (3 catches)
119 – Gene Washington at Chi.	11/8/70 (5 catches)
126 – Gene Washington vs. NO	10/18/70 (4 catches)
145 – Gene Washington at LA Rams	10/11/70 (7 catches)

ALL-TIME RETURNS FOR TOUCHDOWNS

ALL-TIME INTERCEPTION RETURNS FOR TDS

DATE	PLAYER	YARDS	OPPONENT
11/25/12	Whitner, Donte	42	at NO
11/25/12	Brooks, Ahmad	50	at NO
10/9/11	Rogers, Carlos	31	vs. TB
1/2/11	Brown, Tarell	62	vs. Arz.
12/12/10	Goldson, Dashon	39	vs. Sea.
10/24/10	McDonald, Ray	31	at Car.
10/4/09	Willis, Patrick	23	vs. StL
9/14/08	Willis, Patrick	86	at Sea.
12/31/06	Harris, Walt	28	at Den.
1/1/06	Adams, Mike	40	vs. Hou.
11/27/05	Spencer, Shawntae	61	at Ten.
9/25/05	Parrish, Tony	34	vs. Dal.
9/7/03	Plummer, Ahmed	68	vs. Chi.
10/6/02	Webster, Jason	37	vs. StL
11/25/01	Bronson, Zack	48	at Ind.
10/28/01	Bronson, Zack	97	at Chi.
12/3/00	Montgomery, Monty	46	at SD
11/19/00	Webster, Jason	70	vs. Atl.
10/17/99	Walker, Darnell	27	vs. Car.
9/19/99	Shutters, Lance	64	at NO
1/3/98	Norton, Ken Jr.	23	vs. Min.
12/15/97	Hanks, Merton	55	vs. Den.
9/29/96	Pope, Marquez	55	vs. Atl.
11/26/95	Davis, Eric	86	vs. StL
10/22/95	Norton, Ken Jr.	35	at StL
10/22/95	Norton, Ken Jr.	21	at StL
9/10/95	McDonald, Tim	13	vs. Atl.
9/3/95	McDonald, Tim	52	at NO
1/15/95	Davis, Eric	44	vs. Dal.
12/11/94	Sanders, Deion	90	at SD
11/6/94	McDonald, Tim	73	at Was.
10/16/94	Sanders, Deion	93	at Atl.
9/25/94	Sanders, Deion	74	vs. NO
11/22/93	Hanks, Merton	67	vs. NO
10/31/93	McGruder, Michael	31	vs. LA Rams
10/3/93	Davis, Eric	41	vs. Min.
9/6/92	Johnson, John	56	at NYG
1/12/91	Carter, Michael	61	vs. Was.*
1/6/90	Lott, Ronnie	58	vs. Min.*
1/9/88	Fuller, Jeff	48	vs. Min.*
11/9/86	Holmoe, Tom	78	vs. StL Cardinals
10/26/86	Nixon, Tory	88	at GB
10/26/86	Lott, Ronnie	55	at GB
10/5/86	McKyer, Tim	21	vs. Ind.
9/28/86	Holmoe, Tom	66*	at Mia.
10/13/85	Williamson, Carlton	43	vs. Chi.
12/2/84	McLemore, Dana	54	at Atl.
11/25/84	Shell, Todd	53	at NO
12/19/83	Wright, Eric	48	vs. Dal.
10/16/83	Hicks, Dwight	62	at NO
9/18/83	Collier, Tim	32	at StL Cardinals
9/18/83	Hicks, Dwight	40	at StL Cardinals
9/8/83	Wright, Eric	60	at Min.
12/26/82	Lott, Ronnie	83	at KC
1/3/82	Lott, Ronnie	20	vs. NYG*
11/22/81	Lott, Ronnie	25	at LA Rams
10/11/81	Lott, Ronnie	41	vs. Dal.
10/4/81	Hicks, Dwight	32	at Was.
9/27/81	Lott, Ronnie	26	vs. NO
10/1/78	Leonard, Anthony	30	vs. Cin.
10/19/75	Allen, Nate	37	vs. NO
12/15/74	Wilcox, Dave	21	vs. NO
11/23/72	Vanderbundt, Skip	21	at Dal.
10/29/72	Vanderbundt, Skip	37	at Atl.
10/1/72	Simpson, Mike	32	at NO
12/20/70	Johnson, Jimmy	36	at Oak.
9/27/70	Phillips, Mel	35	vs. Cle.
10/26/69	Woitt, Johnny	57	at Bal.
11/24/68	Belk, Bill	6	at Pit.
11/24/68	Alexander, Kermit	66	at Pit.
9/15/68	Hindman, Stan	25	at Bal. Colts

* - Postseason

DATE	PLAYER	YARDS	OPPONENT
12/11/66	Randolph, Alvin	94	vs. Chi.
11/24/66	Dowdle, Mike	27	at Det.
10/16/66	Johnson, Jimmy	35	at Atl.
11/22/59	Mertens, Jerry	30	at Bal. Colts
11/30/58	Hazeltine, Matt	13	at Bal. Colts
10/27/57	Herchman, Bill	54	vs. Chi.
12/8/56	Moegele, Dick	32	vs. GB
10/16/55	Berry, Rex	44	at Det.
10/17/54	Brown, Hardy	41	at Chi.
9/26/54	Berry, Rex	34	vs. Was.
12/6/53	Berry, Rex	29	vs. GB
10/12/52	Burke, Don	35	at Det.
10/14/51	Cason, Jim	65	at Pit.
11/5/50	Livingston, Howie	35	at LA Rams

ALL-TIME FUMBLE RETURNS FOR TDS

DATE	PLAYER	YARDS	OPPONENT
9/30/12	Rogers, Carlos	51	at NYJ
10/4/09	McDonald, Ray	11	vs. StL
10/4/09	McKillop, Scott	end zone	vs. StL
11/25/07	Banta-Cain, Tully	end zone	at Arz.
10/8/06	Oliver, Melvin	12	vs. Oak.
10/2/05	Johnson, Derrick	78	at Arz. (Mex. City)
10/2/05	Smith, Derek	end zone	at Arz. (Mex. City)
11/28/04	Smith, Derek	46	vs. Mia.
10/31/04	Carpenter, Dwaine	80	at Chi.
10/26/03	Harris, Kwame	1	at Arz.
10/28/01	Peterson, Julian	26	at Chi.
10/24/99	Walker, Darnell	71	at Min.
10/17/99	McMillan, Mark	41	vs. Car.
10/10/99	Young, Bryant	end zone	at StL
12/15/97	Greene, Kevin	40	vs. Den.
11/10/97	Hanks, Merton	38	at Phi.
11/17/96	Doleman, Chris	end zone	vs. Bal.
12/24/95	Rice, Jerry	end zone	at Atl.
12/3/95	Woodall, Lee	96	vs. Buffalo
11/12/95	Hanks, Merton	38	at Dal.
10/16/94	McDonald, Tim	49	at Atl.
11/14/93	Tamm, Ralph	1	at TB
10/17/93	Davis, Eric	47	at Dal.
11/1/92	Sherrard, Mike	38	at Phx. Cardinals
12/22/91	Griffin, Don	99	vs. Chi.
11/12/89	Haley, Charles	3	vs. Atl.
12/27/87	Taylor, John	26	vs. LA Rams
12/1/85	Turner, Keena	65	at Was.
10/20/85	McIntyre, Guy	end zone	at Det.
9/22/85	McCoy, Milt	28	at LA Raiders
12/2/84	Johnson, Gary	33	at Atl.
10/23/83	Board, Dwaine	end zone	at LA Rams
10/4/81	Hicks, Dwight	80	at Was.
10/3/76	Elam, Cleveland	31	vs. NYJ
11/16/75	Hart, Tommy	10	vs. Chi.
10/26/75	McGill, Ralph	14	at NE
12/15/74	Belk, Bill	19	vs. NO
12/2/73	Hall, Windlan	66	vs. Phi.
11/23/72	Vanderbundt, Skip	73	at Dal.
12/26/71	Hoskins, Bob	end zone	vs. Was.*
10/31/71	Blue, Forrest	25	vs. NE
10/24/71	Hart, Tommy	63	at StL Cardinals
10/19/69	Lakes, Roland	2	vs. Atl.
10/27/68	Witcher, Dick	12	at Det.
10/15/67	Windsor, Bob	2	at Phi.
12/11/66	Alexander, Kermit	14	vs. Chi.
10/9/66	Hazeltine, Matt	22	vs. GB
11/28/65	Kopay, Dave	end zone	at Min.
11/14/65	Miller, Clark	75	at Det.
11/14/65	Wilcox, Dave	8	at Det.
10/24/65	Chapple, Jack	8	vs. Min.
9/19/65	Krueger, Charlie	6	vs. Chi.
10/14/62	Woodson, Abe	37	at Chi.
10/18/59	Hazeltine, Matt	40	at Det.

ALL-TIME BLOCKED FIELD GOALS RETURNED FOR TDS

(1970-Present)

DATE	PLAYER	YARDS	OPPONENT
9/27/09	Clements, Nate	59	at Min.
10/19/08	Clements, Nate	74	at NYG
10/12/08	Strickland, Donald	41	vs. Phi.
10/15/89	Jackson, Johnnie	62	at Dal.
9/26/71	Taylor, Bruce	58	at NO
12/13/70	Taylor, Bruce	92	at NO

ALL-TIME PUNT RETURNS FOR TDS

DATE	PLAYER	YARDS	OPPONENT
9/11/11	Ginn Jr., Ted	55	vs. Sea.
12/26/10	Ginn Jr., Ted	78	at StL
9/11/05	Amey, Otis	75	vs. StL
10/10/04	Battle, Arnaz	71	vs. Arz.
12/1/02	Williams, Jimmy	89	vs. Sea.
12/27/98	McQuarters, R.W.	72	vs. StL
11/11/97	Levy, Chuck	73	at Phi.
12/19/95	Carter, Dexter	78	vs. Min.
10/3/93	Carter, Dexter	72	vs. Min.
11/9/92	Hanks, Merton	48	at Atl.
11/21/88	Taylor, John	95	vs. Was.
10/2/88	Taylor, John	77	vs. Det.
12/14/87	McLemore, Dana	83	vs. Chi.
11/23/86	Griffin, Don	76	vs. Atl.
10/8/84	McLemore, Dana	79	at NYG
12/19/83	McLemore, Dana	56	vs. Dal.
1/2/83	McLemore, Dana	93	vs. LA Rams
12/7/80	Solomon, Freddie	57	vs. NO
10/26/80	Solomon, Freddie	53	vs. TB
10/17/76	Leonard, Anthony	60	vs. NO
9/26/76	McGill, Ralph	50	at Sea.
11/24/74	Moore, Manfred	88	vs. Atl.
12/11/66	Alexander, Kermit	44	vs. Chi.
11/15/64	Alexander, Kermit	70	vs. GB
10/21/62	Woodson, Abe	85	at GB
11/5/61	Woodson, Abe	80	vs. Det.
12/16/56	Arenas, Joe	67	at Bal. Colts
10/19/52	McElhenny, Hugh	94	at Chi.
19.26/52	O'Donahue, Pat	23	vs. Dal.
10/28/51	Nomellini, Leo	20	vs. LA Rams

* - Postseason

ALL-TIME KICKOFF RETURNS FOR TDS

DATE	PLAYER	YARDS	OPPONENT
9/11/11	Ginn Jr., Ted	102	vs. Sea.
11/10/08	Rossum, Allen	104	at Arz.
11/2/03	Wilson, Cedrick	95	vs. StL
1/11/98	Levy, Chuck	95	vs. GB*
11/16/97	Kirby, Terry	101	vs. Car.
11/6/94	Carter, Dexter	96	at Was.
12/1/91	Carter, Dexter	98	vs. NO
12/20/87	Cribbs, Joe	92	vs. Atl.
12/1/85	Monroe, Carl	95	at Was.
11/22/81	Lawrence, Amos	92	at LA Rams
11/2/80	Owens, James	101	at Det.
11/18/79	Owens, James	85	vs. Den.
11/19/78	Williams, Dave	89	vs. LA Rams
12/4/77	Williams, Dave	80	at Min.
12/23/72	Washington, Vic	97	vs. Dal.*
10/29/72	Washington, Vic	98	at Atl.
11/17/63	Woodson, Abe	99	at NYG
9/29/63	Woodson, Abe	95	at Min.
9/15/63	Woodson, Abe	103	vs. Min.
10/1/61	Woodson, Abe	98	at Det.
12/18/60	Lyles, Lenny	97	vs. Bal. Colts
11/22/59	Woodson, Abe	105	at LA Rams
11/4/56	Arenas, Joe	90	vs. Det.

ALL-TIME BLOCKED PUNTS RETURNED FOR TDS

(1970-Present)

DATE	PLAYER	YARDS	OPPONENT
10/3/10	Taylor Mays	0	at Atl.
9/25/77	Mike Baldassin	0	vs. Mia.
9/21/75	Dave Washington	15	at Min.
12/15/73	Windlan Hall	0	vs. Pit.

ALL-TIME 1,000/3,000 YARD SEASONS

RUSHING

YARDS	PLAYER	YEAR
1,695	Frank Gore	2006
1,570	Garrison Hearst	1998
1,502	Roger Craig	1988
1,262	Wendell Tyler	1984
1,229	Charlie Garner	1999
1,214	Frank Gore	2012
1,211	Frank Gore	2011
1,206	Garrison Hearst	2001
1,203	Delvin Williams	1976
1,142	Charlie Garner	2000
1,120	Frank Gore	2009
1,102	Frank Gore	2007
1,054	Roger Craig	1989
1,050	Roger Craig	1985
1,049	Joe Perry	1954
1,036	Frank Gore	2008
1,036	J.D. Smith	1959
1,024	Kevan Barlow	2003
1,019	Garrison Hearst	1997
1,018	Joe Perry	1953
1,013	Ricky Watters	1992

RECEIVING

YARDS	PLAYER	YEAR
*1,848	Jerry Rice	1995
1,570	Jerry Rice	1986
1,503	Jerry Rice	1993
1,502	Jerry Rice	1990
1,499	Jerry Rice	1994
1,483	Jerry Rice	1989
1,451	Terrell Owens	2000
1,412	Terrell Owens	2001
1,344	Dave Parks	1965
1,306	Jerry Rice	1988
1,300	Terrell Owens	2002
1,254	Jerry Rice	1996
1,206	Jerry Rice	1991
1,201	Jerry Rice	1992
1,157	Jerry Rice	1998
1,105	Michael Crabtree	2012
1,105	Dwight Clark	1981
1,102	Terrell Owens	2003
1,100	Gene Washington	1970
1,097	Terrell Owens	1998
1,078	Jerry Rice	1987
1,077	John Taylor	1989
1,032	R.C. Owens	1961
1,016	Roger Craig	1985
1,011	John Taylor	1991

PASSING

YARDS	PLAYER	YEAR
4,278	Jeff Garcia	2000
4,170	Steve Young	1998
4,023	Steve Young	1993
3,969	Steve Young	1994
3,944	Joe Montana	1990
3,910	Joe Montana	1983
3,653	Joe Montana	1985
3,652	Steve DeBerg	1979
3,630	Joe Montana	1984
3,565	Joe Montana	1981
3,538	Jeff Garcia	2001
3,521	Joe Montana	1989
3,465	Steve Young	1992
3,344	Jeff Garcia	2002
3,200	Steve Young	1995
3,150	Alex Smith	2011
3,112	John Brodie	1965
3,054	Joe Montana	1987
3,029	Steve Young	1997
3,020	John Brodie	1968

49ERS YEARLY STATISTICAL LEADERS

RUSHING (BASED ON YARDS)

YEAR	PLAYER	ATT	YDS	AVG	LG	TD	RANK
1946	Standlee, Norm	134	683	5.1	—	2	—
1947	Strzykalski, John	143	906	6.3	50	5	—
1948	Strzykalski, John	141	915	6.5	—	4	—
1949	Perry, Joe	115	783	6.8	59	8	—
1950	Perry, Joe	124	647	5.2	78t	5	5
1951	Perry, Joe	136	677	5.0	58t	3	5
1952	Perry, Joe	158	725	4.6	78t	8	3
1953	Perry, Joe	192	1,018	5.3	51t	10	1
1954	Perry, Joe	173	1,049	6.1	58	8	1
1955	Perry, Joe	156	701	4.5	42	2	5
1956	McElhenny, Hugh	185	916	5.0	86t	8	3
1957	McElhenny, Hugh	102	478	4.7	61	1	15
1958	Perry, Joe	125	758	6.1	73t	4	3
1959	Smith, J.D.	207	1,036	5.0	73t	10	2
1960	Smith, J.D.	174	780	4.5	41	5	5
1961	Smith, J.D.	167	823	4.9	33	8	5
1962	Smith, J.D.	258	907	3.5	28	6	6
1963	Smith, J.D.	162	560	3.5	52t	5	13
1964	Kopay, Dave	75	271	3.6	18	0	32
1965	Willard, Ken	189	778	4.1	32	5	4
1966	Willard, Ken	191	763	4.0	49	5	5
1967	Willard, Ken	169	510	3.0	20	5	17
1968	Willard, Ken	227	967	4.3	69t	7	2
1969	Willard, Ken	171	557	3.3	18	7	13
1970	Willard, Ken	236	789	3.3	20	7	9/6
1971	Willard, Ken	216	855	4.0	49	4	15/9
1972	Washington, Vic	141	468	3.3	33	3	42/20
1973	Washington, Vic	151	534	3.5	25	8	32/15
1974	Jackson, Wilbur	174	705	4.1	64	0	17/8
1975	Williams, Delvin	117	631	5.4	52	3	21/13
1976	Williams, Delvin	248	1,203	4.9	80t	7	3/2
1977	Williams, Delvin	268	931	3.5	40	7	10/5
1978	Simpson, O.J.	161	593	3.7	34	1	39/19
1979	Hofer, Paul	123	615	5.0	47	7	33/17
1980	Cooper, Earl	171	720	4.2	47	5	23/12
1981	Patton, Ricky	152	543	3.6	28	4	35/16
1982	Moore, Jeff	85	281	3.3	19	4	37/16
1983	Tyler, Wendell	176	856	4.9	39	4	19/10
1984	Tyler, Wendell	246	1,262	5.1	40	7	5/5
1985	Craig, Roger	214	1,050	4.9	62t	9	13/8
1986	Craig, Roger	204	830	4.1	25	7	13/8
1987	Craig, Roger	215	815	3.8	25	3	8/5
1988	Craig, Roger	310	1,502	4.8	46t	9	3/2
1989	Craig, Roger	271	1,054	3.9	27	6	10/5
1990	Carter, Dexter	114	460	4.0	74t	1	39/19
1991	Henderson, Keith	137	561	4.1	25	2	30/11
1992	Watters, Ricky	206	1,013	4.9	43	9	13/8
1993	Watters, Ricky	208	950	4.6	39	10	12/8
1994	Watters, Ricky	239	877	3.7	23	6	15/8
1995	Loville, Derek	218	723	3.3	27	10	24/13
1996	Kirby, Terry	134	559	4.2	31	3	33/15
1997	Hearst, Garrison	234	1,019	4.4	51	4	15/7
1998	Hearst, Garrison	310	1,570	5.1	96t	7	3/2
1999	Garner, Charlie	241	1,229	5.1	53	4	8/5
2000	Garner, Charlie	258	1,142	4.4	42	7	16/7
2001	Hearst, Garrison	252	1,206	4.8	43t	4	10/5
2002	Hearst, Garrison	215	972	4.5	40	8	21/9
2003	Barlow, Kevan	201	1,024	5.1	78t	6	17t/6t
2004	Barlow, Kevan	244	822	3.4	60	7	26/12
2005	Gore, Frank	127	608	4.8	72t	3	32/14
2006	Gore, Frank	312	1,695	5.4	72	8	3/1
2007	Gore, Frank	260	1,102	4.2	43t	5	13/5
2008	Gore, Frank	240	1,036	4.3	41t	6	13t/9
2009	Gore, Frank	229	1,120	4.9	80t	10	11t/5
2010	Gore, Frank	203	853	4.2	64	3	21/8
2011	Gore, Frank	282	1,211	4.3	55	8	6/3
2012	Gore, Frank	258	1,214	4.7	37	8	10/5

PASSING (BASED ON RATING)

YEAR	PLAYER	ATT	CMP	PCT	YDS	TD	INT	RTG	RANK
1946	Albert, Frank	197	104	52.9	1,404	14	14	—	—
1947	Albert, Frank	242	128	52.9	1,692	18	15	—	—
1948	Albert, Frank	264	154	58.3	1,990	29	10	—	—
1949	Albert, Frank	260	129	49.6	1,862	27	16	—	—
1950	Albert, Frank	306	155	50.7	1,767	14	23	52.6	8
1951	Albert, Frank	166	90	50.7	1,116	5	10	60.2	8
1952	Tittle, Y.A.	208	106	51.0	1,407	11	12	66.4	5
1953	Tittle, Y.A.	259	149	57.5	2,121	20	16	84.0	3
1954	Tittle, Y.A.	295	170	57.6	2,205	9	9	78.4	7
1955	Tittle, Y.A.	287	147	51.2	2,185	17	28	56.5	4
1956	Tittle, Y.A.	218	124	56.9	1,641	7	12	68.5	7
1957	Tittle, Y.A.	279	176	63.1	2,157	13	15	79.6	6
1958	Tittle, Y.A.	208	120	57.7	1,467	9	15	59.1	3
1959	Tittle, Y.A.	199	102	51.3	1,331	10	15	58.2	4
1960	Brodie, John	207	103	49.8	1,111	6	9	57.8	5
1961	Brodie, John	283	155	54.8	2,588	14	12	84.5	4
1962	Brodie, John	304	175	57.6	2,272	18	16	78.1	6
1963	McHan, Lamar	195	83	42.3	1,243	8	11	54.3	15
1964	Brodie, John	392	193	49.2	2,498	14	16	64.3	12
1965	Brodie, John	391	242	61.9	3,112	30	16	95.2	3
1966	Brodie, John	427	232	54.3	2,810	16	22	65.5	8
1967	Brodie, John	349	168	48.1	2,013	11	16	57.5	11
1968	Brodie, John	404	234	57.9	3,020	22	21	77.9	3
1969	Brodie, John	347	194	55.9	2,405	16	15	74.9	7
1970	Brodie, John	378	223	59.0	2,941	24	10	93.9	1/1
1971	Brodie, John	387	208	53.7	2,642	18	24	64.7	12/6
1972	Spurrier, Steve	269	147	54.6	1,983	18	16	76.2	8/5
1973	Spurrier, Steve	157	83	52.9	882	4	7	59.2	21/13
1974	Owen, Tom	184	88	47.8	1,327	10	15	54.8	25/11
1975	Snead, Norm	189	108	57.1	1,337	9	10	77.2	11/5
1976	Plunkett, Jim	243	126	51.9	1,592	13	16	62.8	17/8
1977	Plunkett, Jim	248	128	51.6	1,693	9	14	62.1	17/8
1978	DeBerg, Steve	302	137	45.4	1,570	8	22	39.8	28/17
1979	DeBerg, Steve	578	347	60.0	3,652	17	21	70.3	13/5
1980	Montana, Joe	273	176	64.5	1,795	15	9	87.8	5/4
1981	Montana, Joe	488	311	63.7	3,565	19	12	88.2	4/1
1982	Montana, Joe	346	213	61.6	2,613	17	11	87.9	5/3
1983	Montana, Joe	515	332	64.5	3,910	26	12	94.6	5/3
1984	Montana, Joe	432	279	64.6	3,630	28	10	102.9	2/1
1985	Montana, Joe	494	303	61.3	3,653	27	13	91.3	3/1
1986	Montana, Joe	307	191	62.2	2,236	8	9	80.7	9/2
1987	Montana, Joe	398	266	66.8	3,054	31	13	102.1	1/1
1988	Montana, Joe	397	238	59.9	2,981	18	10	87.9	6/3
1989	Montana, Joe	386	271	70.2	3,521	26	8	112.4	1/1
1990	Montana, Joe	520	321	61.7	3,944	26	16	89.0	7/3
1991	Young, Steve	279	180	64.5	2,517	17	8	101.8	1/1
1992	Young, Steve	402	268	66.7	3,465	25	7	107.0	1/1
1993	Young, Steve	462	314	68.0	4,023	29	16	101.5	1/1
1994	Young, Steve	461	324	70.3	3,969	35	10	112.8	1/1
1995	Young, Steve	447	299	66.9	3,200	20	11	92.3	5/4
1996	Young, Steve	316	214	67.7	2,410	14	6	97.2	1/1
1997	Young, Steve	356	241	67.7	3,029	19	6	104.7	1/1
1998	Young, Steve	517	322	62.3	4,170	36	12	101.1	3/2
1999	Garcia, Jeff	375	225	60.0	2,544	11	11	77.9	17/10
2000	Garcia, Jeff	561	355	63.3	4,287	31	10	97.6	5/4
2001	Garcia, Jeff	504	316	62.7	3,538	32	12	94.8	3/2
2002	Garcia, Jeff	528	328	62.1	3,344	21	10	85.6	11t/4
2003	Garcia, Jeff	392	225	57.4	2,704	18	13	80.1	15/8
2004	Rattay, Tim	325	198	60.9	2,169	10	10	78.1	20/10
2005	Smith, Alex	165	84	50.9	875	1	11	40.8	N/A
2006	Smith, Alex	442	257	58.1	2,890	16	16	74.8	22/11
2007	Smith, Alex	193	94	48.7	914	2	4	57.2	N/A
2008	Hill, Shaun	288	181	62.8	2,046	13	8	87.5	12/7
2009	Smith, Alex	372	225	60.5	2,350	18	12	81.5	19/9
2010	Smith, Alex	342	204	59.6	2,370	14	10	82.1	21/9
2011	Smith, Alex	445	273	61.3	3,144	17	5	90.7	9/7
2012	Smith, Alex	218	153	70.2	1,737	13	5	104.1	N/A

49ERS YEARLY STATISTICAL LEADERS

RECEIVING (BASED ON CATCHES)

YEAR	PLAYER	NO	YDS	AVG	LG	TD	RANK
1946	Beals, Alyn	40	586	14.7	—	10	—
1947	Beals, Alyn	47	655	13.9	54	10	—
1948	Beals, Alyn	46	591	12.8	—	14	—
1949	Beals, Alyn	44	678	15.4	—	12	—
1950	Loyd, Alex	32	402	12.6	38	0	18
1951	Soitau, Gordy	59	826	14.0	48t	7	2
1952	Soitau, Gordy	55	774	14.1	49t	7	4
1953	Wilson, Billy	51	840	16.5	61t	10	6
1954	Wilson, Billy	60	830	13.8	43	5	1
1955	Wilson, Billy	53	831	15.7	72t	7	2
1956	Wilson, Billy	60	889	14.8	77t	5	1
1957	Wilson, Billy	52	757	14.6	40	6	1
1958	Conner, Clyde	49	512	10.4	26	5	5
1959	Wilson, Billy	44	540	12.3	57t	4	6
1960	Conner, Clyde	38	531	14.0	65t	2	1
1961	Owens, R.C.	55	1,032	18.8	54	5	7
1962	Casey, Bernie	53	819	15.5	48t	6	11
1963	Casey, Bernie	47	762	16.2	68t	7	14
1964	Casey, Bernie	58	808	13.9	63t	4	6
1965	Parks, Dave	80	1,344	16.8	53t	12	1
1966	Parks, Dave	66	974	14.8	65t	5	3
1967	Witcher, Dick	46	705	15.3	63t	3	17
1968	McNeil, Clifton	71	994	14.0	65t	7	1
1969	Washington, Gene	51	711	13.9	52	3	10
	Cunningham, Doug, RB	51	484	9.5	58	0	11
1970	Washington, Gene	53	1,100	20.8	79t	12	4/3
1971	Kwalick, Ted	52	664	12.8	42t	5	4/2
1972	Washington, Gene	46	978	20.0	62t	12	13/7
1973	Kwalick, Ted	47	729	15.5	48	5	10/6
1974	Schreiber, Larry, RB	30	217	7.2	16	1	60/36
1975	Washington, Gene	44	735	16.7	68t	9	31/10
1976	Washington, Gene	33	457	13.8	55t	6	52/25
	Jackson, Wilbur, RB	33	324	9.8	32	1	53/27
1977	Washington, Gene	32	638	19.9	47t	5	52/22
1978	Solomon, Freddie	31	458	14.8	58	2	83/42
1979	Hofer, Paul, RB	58	662	11.4	44	2	17/7
1980	Cooper, Earl, RB	83	567	6.8	66t	4	2/1
1981	Clark, Dwight	85	1,105	13.0	78t	4	2/1
1982	Clark, Dwight	60	913	15.2	51	5	1/1
1983	Clark, Dwight	70	840	12.0	46t	8	11/5
1984	Craig, Roger, RB	71	675	9.5	64t	3	11/6
1985	Craig, Roger, RB	92	1,016	11.0	73	6	1/1
1986	Rice, Jerry	86	1,570	18.3	66t	15	2/1
1987	Craig, Roger, RB	66	492	7.5	35t	1	3/2
1988	Craig, Roger, RB	76	534	7.0	22	1	7/5
1989	Rice, Jerry	82	1,483	18.1	68t	17	5/4
1990	Rice, Jerry	100	1,502	15.0	64t	13	1/1
1991	Rice, Jerry	80	1,206	15.1	73t	14	5/3
1992	Rice, Jerry	84	1,201	14.3	80t	10	5/3
1993	Rice, Jerry	98	1,503	15.3	80t	15	2/2
1994	Rice, Jerry	112	1,499	13.4	69t	13	2/1
1995	Rice, Jerry	+122	*1,848	15.1	81t	15	2/2
1996	Rice, Jerry	108	1,254	11.6	39	8	1/1
1997	Owens, Terrell	60	936	15.6	56t	8	32t/13t
1998	Rice, Jerry	82	1,157	14.1	75t	9	7t/3t
1999	Rice, Jerry	67	830	12.4	62	5	31t/19
2000	Owens, Terrell	97	1,451	15.0	69t	13	5/2
2001	Owens, Terrell	93	1,412	15.2	60t	16	9/4
2002	Owens, Terrell	100	1,300	13.0	76t	13	4t/2
2003	Owens, Terrell	80	1,102	13.8	75t	9	12/7
2004	Johnson, Eric, TE	82	825	10.1	25	2	35/14
2005	Lloyd, Brandon	48	733	15.3	89t	5	44/20
2006	Gore, Frank, RB	61	485	8.0	39	1	40t/21t
2007	Gore, Frank, RB	53	436	8.2	23t	1	54t/27t
2008	Bruce, Isaac	61	835	13.7	63	7	37/19
2009	Davis, Vernon, TE	78	965	12.4	73t	13	19t/10
2010	Davis, Vernon, TE	56	914	16.3	66t	7	51/23
2011	Crabtree, Michael	73	880	12.1	52t	4	24t/15t
2012	Crabtree, Michael	85	1,105	13.0	49t	9	14/9

+ Team Record * NFL Record

PUNTING (BASED ON GROSS AVG.)

YEAR	PLAYER	NO	AVG	LG	BLCK	RANK
1946	Albert, Frank	54	41.0	73	0	—
1947	Albert, Frank	40	44.0	69	1	—
1948	Albert, Frank	35	44.8	82	0	—
1949	Albert, Frank	31	48.2	72	0	—
1950	Lillywhite, Verl	26	39.1	57	1	11
1951	Albert, Frank	34	44.3	66	0	2
1952	Albert, Frank	68	42.6	70	0	5
1953	Powers, Jim	42	40.6	55	1	8
1954	Brown, Hardy	10	38.4	58	0	11
1955	Luna, Bob	63	40.6	63	3	8
1956	Jessup, Bill	14	40.2	63	0	16
1957	Barnes, Larry	19	47.1	86	0	13
1958	Atkins, Bill	25	39.3	51	0	11
1959	Davis, Tommy	59	45.7	71	0	3
1960	Davis, Tommy	62	44.1	74	0	3
1961	Davis, Tommy	50	45.4	67	0	3
1962	Davis, Tommy	48	45.6	82	0	1
1963	Davis, Tommy	73	45.4	64	2	4
1964	Davis, Tommy	79	45.6	68	0	4
1965	Davis, Tommy	54	45.8	65	0	2
1966	Davis, Tommy	63	41.4	60	0	6
1967	Spurrier, Steve	73	37.6	61	1	12
1968	Spurrier, Steve	68	39.0	54	0	12
1969	Davis, Tommy	23	41.5	55	0	17
1970	Spurrier, Steve	75	38.4	58	0	14/11
1971	McCann, Jim	49	38.7	54	1	25/12
1972	McCann, Jim	64	39.7	63	1	21/10
1973	Wittum, Tom	79	43.7	62	0	4/1
1974	Wittum, Tom	68	41.2	67	1	4/2
1975	Wittum, Tom	67	41.9	64	3	3/2
1976	Wittum, Tom	89	40.8	64	3	3/2
1977	Wittum, Tom	77	36.4	54	3	26/13
1978	Connell, Mike	96	37.3	59	1	21/10
1979	Melville, Dan	71	37.0	53	1	25/14
1980	Miller, Jim	77	40.9	65	0	10/5
1981	Miller, Jim	93	41.5	65	0	15/6
1982	Miller, Jim	44	38.1	80	1	25/13
1983	Orosz, Tom	65	39.3	61	1	25/11
1984	Runager, Max	56	41.8	59	1	17/17
1985	Runager, Max	86	39.8	57	1	26/13
1986	Runager, Max	83	41.6	62	2	10/6
1987	Runager, Max	55	39.2	56	1	22/11
1988	Helton, Barry	78	39.3	53	1	21/11
1989	Helton, Barry	55	40.5	56	1	12/8
1990	Helton, Barry	69	36.8	56	1	28/1
1991	Prokop, Joe	40	38.5	58	0	27/13
1992	Wilmsmeyer, Klaus	49	39.1	58	0	26/14
1993	Wilmsmeyer, Klaus	42	40.9	61	0	23/11
1994	Wilmsmeyer, Klaus	54	41.4	60	0	14t/7t
1995	Thompson, Tommy	57	40.6	65	0	25/13t
1996	Thompson, Tommy	73	44.1	65	2	10/4
1997	Thompson, Tommy	78	40.8	55	1	30/15
1998	Roby, Reggie	60	41.9	66	0	22/9
1999	Stanley, Chad	69	39.7	70	2	26/11
2000	Stanley, Chad	69	39.5	56	1	27/12
2001	Baker, Jason	69	40.8	64	0	23/13
2002	Baker, Jason	42	40.2	51	0	25t/13
2003	LaFleur, Bill	68	38.7	56	1	29t/16
2004	Lee, Andy	96	41.6	81	0	20/10
2005	Lee, Andy	107	41.6	58	1	25/12
2006	Lee, Andy	81	44.8	66	0	7/6
2007	Lee, Andy	105	47.3	74	0	2/1
2008	Lee, Andy	66	47.8	82	1	4/3
2009	Lee, Andy	99	47.6	64	0	2/2
2010	Lee, Andy	91	46.2	64	0	4/2
2011	Lee, Andy	78	50.9	68	1	1/1
2012	Lee, Andy	67	48.1	66	0	4/2

49ERS YEARLY STATISTICAL LEADERS

SCORING (BASED ON POINTS)						
YEAR	PLAYER	TD	PAT	FG	POINTS	RANK
1946	Beals, Alyn	10	1	0	61	—
1947	Beals, Alyn	10	0	0	60	—
1948	Beals, Alyn	14	0	0	84	—
1949	Beals, Alyn	12	1	0	73	—
1950	Soltau, Gordy	1	26	4	44	22
1951	Soltau, Gordy	7	30	6	90	5
1952	Soltau, Gordy	7	34	6	94	—
1953	Soltau, Gordy	6	48	10	114	1
1954	Soltau, Gordy	2	31	11	76	4
1955	Soltau, Gordy	1	27	3	42	24
	Wilson, Billy	7	0	0	42	24
1956	Soltau, Gordy	1	26	13	71	6
1957	Soltau, Gordy	0	33	9	60	9
1958	Soltau, Gordy	0	29	8	53	20
1959	Davis, Tommy	0	31	12	67	9
1960	Davis, Tommy	0	21	12	67	9
1961	Davis, Tommy	0	44	12	80	8
1962	Davis, Tommy	0	36	10	66	16
1963	Davis, Tommy	0	24	10	54	21
1964	Davis, Tommy	0	30	8	54	24
1965	Davis, Tommy	0	52	17	103	4
1966	Davis, Tommy	0	38	16	86	12
1967	Davis, Tommy	0	33	14	75	10
1968	Davis, Tommy	0	26	9	53	19
1969	Willard, Ken	10	0	0	60	21
1970	Gossett, Bruce	0	39	21	102	6/4
1971	Gossett, Bruce	0	32	23	101	5/3
1972	Gossett, Bruce	0	41	18	95	13/7
1973	Gossett, Bruce	0	26	26	104	7/4
1974	Gossett, Bruce	0	25	11	58	25/8
1975	Mike-Mayer, Steve	0	27	14	69	22/9
1976	Mike-Mayer, Steve	0	26	16	74	25/9
1977	Williams, Delvin	9	0	0	54	14/10
1978	Wersching, Ray	0	24	15	69	22/9
1979	Wersching, Ray	0	32	20	92	12/5
1980	Wersching, Ray	0	33	15	78	18/10
1981	Wersching, Ray	0	30	17	81	22/13
1982	Wersching, Ray	0	23	12	59	9/4
1983	Wersching, Ray	0	51	25	126	3/3
1984	Wersching, Ray	0	56	25	131	1/1
1985	Wersching, Ray	0	52	13	91	21/11
1986	Wersching, Ray	0	41	25	116	3/3
1987	Rice, Jerry	23	0	0	138	1/1
1988	Cofer, Mike	0	40	27	121	2/1
1989	Cofer, Mike	0	49	29	136	1/1
1990	Cofer, Mike	0	39	24	111	4/3
1991	Cofer, Mike	0	49	14	91	17/8
1992	Cofer, Mike	0	53	18	107	8/4
1993	Cofer, Mike	0	59	16	107	11/6
1994	Brien, Doug	0	60	15	105	11/4
1995	Rice, Jerry	17	1(2PT)	0	104	19/10
1996	Wilkins, Jeff	0	40	30	130	4/2
1997	Anderson, Gary	0	38	29	125	3/2
1998	Richey, Wade	0	49	18	103	14/6
1999	Richey, Wade	0	30	21	93	21/8
2000	Richey, Wade	0	43	15	88	28/13
2001	Cortez, Jose	0	47	18	101	16/8
2002	Owens, Terrell	14	0	0	84	8/3*
2003	Peterson, Todd	0	22	12	58	30/14
2004	Peterson, Todd	0	23	18	77	42/18
2005	Nedney, Joe	0	19	26	97	22/8t
2006	Nedney, Joe	0	29	29	116	7t/4t
2007	Nedney, Joe	0	22	17	73	35/17
2008	Nedney, Joe	0	34	29	121	15/9
2009	Nedney, Joe	0	33	17	84	28t/14
2010	Nedney, Joe	0	17	11	50	65t/31t
2011	Akers, David	0	34	44	166	1/1
2012	Akers, David	0	44	29	131	9/5

FIELD GOAL PERCENTAGE						
YEAR	PLAYER	ATT	MADE	PCT	LONG	RANK
1946	Vetrano, Joe	7	4	.571	26	—
1947	Vetrano, Joe	8	4	.500	30	—
1948	Vetrano, Joe	8	5	.625	47	—
1949	Vetrano, Joe	4	3	.750	28	—
1950	Soltau, Gordy	8	4	.500	26	DNQ
1951	Soltau, Gordy	18	6	.333	42	9
1952	Soltau, Gordy	12	6	.500	31	5
1953	Soltau, Gordy	15	10	.667	39	2
1954	Soltau, Gordy	18	11	.611	37	3
1955	Soltau, Gordy	12	3	.250	28	11
1956	Soltau, Gordy	20	13	.650	40	3
1957	Soltau, Gordy	15	9	.600	37	5
1958	Soltau, Gordy	21	8	.381	39	9
1959	Davis, Tommy	26	12	.462	43	5
1960	Davis, Tommy	32	19	.594	40	7
1961	Davis, Tommy	22	12	.545	46	6
1962	Davis, Tommy	23	10	.435	42	15
1963	Davis, Tommy	31	10	.323	46	22
1964	Davis, Tommy	25	8	.320	*53	19
1965	Davis, Tommy	27	17	.630	*53	5t
1966	Davis, Tommy	31	16	.516	46	15t
1967	Davis, Tommy	33	14	.424	50	23
1968	Davis, Tommy	16	9	.563	38	14
1969	Davis, Tommy	10	3	.300	48	DNQ
	Gavric, Momcilo	11	3	.273	32	DNQ
1970	Gossett, Bruce	31	21	.611	48	5/3
1971	Gossett, Bruce	36	23	.639	48	9/5
1972	Gossett, Bruce	29	18	.621	50	15/6
1973	Gossett, Bruce	33	26	.788	54	1**/1
1974	Gossett, Bruce	24	11	.458	46	22/11
1975	Mike-Mayer, Steve	28	14	.500	54	22t/11
1976	Mike-Mayer, Steve	28	16	.571	45	16t/9
1977	Wersching, Ray	17	10	.588	50	15/5
1978	Wersching, Ray	23	15	.652	45	12/6
1979	Wersching, Ray	24	20	.833	45	2/1
1980	Wersching, Ray	19	15	.789	47	2/1
1981	Wersching, Ray	23	17	.739	45	5/4
1982	Wersching, Ray	17	12	.706	45	15/8
1983	Wersching, Ray	30	25	.833	52	5t/1t
1984	Wersching, Ray	35	25	.714	53	17/11
1985	Wersching, Ray	21	13	.619	45	22/11
1986	Wersching, Ray	35	25	.714	50	11t/5t
1987	Wersching, Ray	17	13	.764	45	12/6
1988	Cofer, Mike	38	27	.711	52	17/10
1989	Cofer, Mike	36	29	.806	47	4/2
1990	Cofer, Mike	36	24	.666	*56	26t/11t
1991	Cofer, Mike	28	14	.500	50	28/14
1992	Cofer, Mike	27	18	.666	46	21/11
1993	Cofer, Mike	26	16	.615	46	26/12
1994	Brien, Doug	20	15	.750	48	20/7
1995	Wilkins, Jeff	13	12	.923	40	DNQ
1996	Wilkins, Jeff	34	30	.882	49	4/3
1997	Anderson, Gary	36	29	.806	51	11/7
1998	Richey, Wade	27	18	.667	46	27t/13t
1999	Richey, Wade	23	21	.913	52	1**/1
2000	Richey, Wade	22	15	.681	47	28/14
2001	Cortez, Jose	25	18	.720	52	21/12
2002	Cortez, Jose	24	18	.750	45	26/13t
2003	Peterson, Todd	15	12	.800	48	DNQ
2004	Peterson, Todd	22	18	.818	51	15t/6t
2005	Nedney, Joe	28	26	.929	56	3/2
2006	Nedney, Joe	35	29	.829	51	16/9
2007	Nedney, Joe	19	17	.895	50	5/1
2008	Nedney, Joe	33	29	.878	53	12/7
2009	Nedney, Joe	21	17	.810	51	21/9
2010	Reed, Jeff	10	9	.900	47	NA
2011	Akers, David	52	44	.846	55	14/7
2012	Akers, David	42	29	.690	63*	30/14

* LONGEST FIELD GOAL IN NFL THAT YEAR; ** LEADER BASED ON FIELD GOAL PCT OF KICKERS WITH 15-OR-MORE MADE; DNQ - DID NOT QUALIFY FOR THE LEAGUE MINIMUM

49ERS YEARLY STATISTICAL LEADERS

KICKOFF RETURNS (BASED ON AVERAGE)

YEAR	PLAYER	NO	YDS	AVG	LG	TD	RANK
1946	Eshmont, Len	10	264	26.4	—	0	*
1947	Eshmont, Len	9	177	19.7	—	0	*
1948	Hall, Forrest	13	369	28.4	—	0	3
1949	Perry, Joe	14	337	24.1	—	0	5
1950	Cathcart, Sam	14	329	23.9	62	0	20
1951	Arenas, Joe	21	542	25.8	49	0	8
1952	McElhenny, Hugh	18	396	22.0	40	0	16
1953	Arenas, Joe	16	551	34.4	82	0	1
1954	Arenas, Joe	16	362	22.6	41	0	11
1955	Arenas, Joe	24	594	24.8	42	0	7
1956	Arenas, Joe	27	801	29.7	96t	1	2
1957	Arenas, Joe	24	657	27.4	64	0	2
1958	Smith, J.D.	15	356	23.7	39	0	8
1959	Lyles, Lenny	25	565	22.6	46	0	10
1960	Lyles, Lenny	17	526	30.9	97t	1	2
1961	Woodson, Abe	27	782	29.0	98t	1	3
1962	Woodson, Abe	37	1,157	31.3	79	0	1
1963	Woodson, Abe	29	935	32.2	103t	3	1
1964	Woodson, Abe	32	880	27.5	70	0	4
1965	Alexander, Kermit	32	741	23.2	46	0	20
1966	Alexander, Kermit	37	984	26.6	56	0	7
1967	Cunningham, Doug	31	826	26.6	94	0	5
1968	Alexander, Kermit	20	360	18.0	35	0	24
1969	Smith, Noland	14	310	22.1	60	0	*
1970	Smith, Noland	14	315	22.5	60	0	16
1971	Washington, Vic	33	858	26.0	74	0	12/8
1972	Washington, Vic	27	771	28.6	98t	1	4/3
1973	Washington, Vic	24	549	22.9	38	0	26/10
1974	Holmes, Mike	25	612	24.5	57	0	15/6
1975	Moore, Manfred	26	650	25.0	52	0	10/5
1976	Leonard, Anthony	26	553	21.3	39	0	29/13
1977	Hofer, Paul	36	871	24.2	48	0	12/7
1978	Williams, Dave	34	745	21.9	89t	1	23/8
1979	Owens, James	41	1,002	24.4	85t	1	5/3
1980	Owens, James	31	726	23.4	101t	1	4/3
1981	Lawrence, Amos	17	437	25.7	92t	1	3/2
1982	McLemore, Dana	16	353	22.1	45	0	18/9
1983	McLemore, Dana	30	576	19.2	39	0	30/14
1984	Monroe, Carl	27	561	20.8	44	0	19/9
1985	Monroe, Carl	28	717	25.6	95t	1	4/3
1986	Crawford, Derrick	15	280	18.7	34	0	*
1987	Rodgers, Del	17	358	21.1	50	0	*
1988	DuBose, Doug	32	608	19.0	44	0	27/11
1989	Flagler, Terrence	32	643	20.1	41	0	18/11
1990	Carter, Dexter	41	783	19.1	35	0	21/11
1991	Carter, Dexter	37	839	22.7	98t	1	5/3
1992	Logan, Marc	22	478	21.7	82	0	9/6
1993	Carter, Dexter	25	494	19.8	60	0	18/11
1994	Carter, Dexter	48	1,105	23.0	96t	1	15/11
1995	Carter, Dexter	23	522	22.7	46	0	*
1996	Carter, Dexter	41	909	22.2	71	0	21/10
1997	Levy, Chuck	36	793	22.0	59	0	22/12
1998	Levy, Chuck	22	383	17.4	30	0	*
1999	McQuarters, R.W.	26	568	21.8	37	0	*
2000	Williams, Kevin	30	536	17.9	33	0	*
2001	Sutherland, Vinny	50	1,140	22.8	65	0	19/11
2002	Williams, Jimmy	35	765	21.9	50	0	29/18
2003	Wilson, Cedrick	37	836	22.6	95t	1	16/10
2004	Hicks, Maurice	31	623	20.1	35	0	33/19
2005	Hicks, Maurice	34	689	20.3	40	0	36/18
2006	Hicks, Maurice	57	1,428	25.1	64	0	12/4
2007	Hicks, Maurice	63	1,502	23.8	55	0	20/9
2008	Rossum, Allen	47	1,259	26.8	104t	1	6/3
2009	Robinson, Michael	18	414	23.0	40	0	*
2010	Ginn Jr., Ted	47	992	21.1	61	0	33/17
2011	Ginn Jr., Ted	29	800	27.6	102t	1	3/2
2012	James, LaMichael	14	417	29.8	62	0	*

* Insufficient returns to qualify for NFL rankings

PUNT RETURNS (BASED ON AVERAGE)

YEAR	PLAYER	NO	YDS	AVG	LG	TD	RANK
1946	Casanega, Ken	18	248	13.8	—	0	*
1947	Vetrano, Joe	12	137	11.4	—	0	*
1948	Cason, Jim	22	309	14.0	—	0	*
1949	Cason, Jim	21	351	16.7	—	0	*
1950	Cathcart, Sam	16	185	11.6	29	0	10
1951	Arenas, Joe	21	272	13.0	51	0	6
1952	McElhenny, Hugh	20	284	14.2	94t	1	5
1953	McElhenny, Hugh	15	104	6.9	25	0	7
1954	Arenas, Joe	23	117	5.1	23	0	6
1955	Arenas, Joe	21	55	2.6	7	0	17
1956	Arenas, Joe	19	117	6.2	67t	1	8
1957	Arenas, Joe	25	80	3.2	26	0	13
1958	McElhenny, Hugh	24	93	3.9	18	0	16
1959	Woodson, Abe	15	143	9.5	65	0	6
1960	Woodson, Abe	13	174	13.4	48	0	1
1961	Woodson, Abe	16	172	10.8	80t	1	4
1962	Woodson, Abe	19	179	9.4	85t	1	4
1963	Woodson, Abe	13	95	7.3	13	0	13
1964	Alexander, Kermit	21	189	9.0	70t	1	8
1965	Alexander, Kermit	35	262	7.5	40	0	7
1966	Alexander, Kermit	30	198	6.6	44t	4	6
1967	Cunningham, Doug	27	249	9.2	57	0	3
1968	Alexander, Kermit	24	87	3.6	26	0	16
1969	Smith, Noland	10	46	4.6	18	0	19
1970	Taylor, Bruce	43	516	12.0	76	0	2/1
1971	Taylor, Bruce	34	235	6.9	38	0	15/6
1972	McGill, Ralph	22	219	10.0	33	0	4/3
1973	Taylor, Bruce	15	207	13.8	61	0	1/1
1974	McGill, Ralph	20	161	8.3	47	0	20/13
1975	McGill, Ralph	31	290	9.4	34	0	18/9
1976	Leonard, Anthony	35	293	8.4	60t	1	20/9
1977	Leonard, Anthony	22	154	7.0	19	0	30/13
1978	Steptoe, Jack	11	129	11.7	28	0	*
1979	Solomon, Freddie	23	142	6.2	14	0	23/9
1980	Solomon, Freddie	27	298	11.0	57t	2	3/2
1981	Solomon, Freddie	29	173	6.0	19	0	25/13
1982	McLemore, Dana	7	156	22.3	93t	1	*
1983	McLemore, Dana	31	331	10.7	56t	1	6/2
1984	McLemore, Dana	45	521	11.6	79t	1	4/2
1985	McLemore, Dana	38	258	6.8	22	0	21/9
1986	Griffin, Don	38	377	9.9	76t	1	5/2
1987	McLemore, Dana	21	265	12.6	83t	1	2/2
1988	Taylor, John	44	556	12.6	95t	2	1/1
1989	Taylor, John	36	417	11.6	37	0	5/4
1990	Taylor, John	26	212	8.2	30	0	13/8
1991	Taylor, John	31	267	8.6	24	0	9/5
1992	Grant, Alan	29	249	8.6	46	0	12/6
1993	Carter, Dexter	34	411	12.1	72t	1	5/2
1994	Carter, Dexter	38	321	8.4	26	0	14/11
1995	Carter, Dexter	9	164	18.2	78t	1	*
1996	Carter, Dexter	36	317	8.8	52	0	18/9
1997	Uwaezuoke, Iheanyi	34	373	11.0	36	0	11/6
1998	McQuarters, R.W.	47	406	8.6	72t	1	19/10
1999	McQuarters, R.W.	18	90	5.0	32	0	*
2000	Williams, Kevin	26	220	8.5	25	0	*
2001	Sutherland, Vinny	21	147	7.0	19	0	*
2002	Williams, Jimmy	20	336	16.8	89t	1	1/1
2003	Williams, Jimmy	35	240	6.9	20	0	26/11
2004	Battle, Arnaz	31	266	8.6	71t	1	15/6
2005	Marshall, Rasheed	17	87	5.1	13	0	*
2006	Williams, Brandon	22	147	6.7	25	0	28/15
2007	Lewis, Michael	44	336	7.6	51	0	18/9
2008	Rossum, Allen	15	223	14.9	45	0	*
2009	Battle, Arnaz	21	61	2.9	18	0	28/13
2010	Ginn Jr., Ted	24	321	13.4	78t	1	3/2
2011	Ginn Jr., Ted	38	466	12.3	55t	1	4/3
2012	Ginn Jr., Ted	32	326	10.2	38	0	11/3

* Insufficient returns to qualify for NFL rankings

49ERS YEARLY STATISTICAL LEADERS

INTERCEPTIONS

YEAR	PLAYER	NO	YDS	AVG	LG	TD	RANK
1946	Casanega, Ken	8	146	18.3	68	0	—
1947	Eshmont, Len	6	72	12.0	—	0	—
1948	Carr, Eddie	7	144	20.6	56	1	—
1949	Cason, Jim	9	152	19.9	—	0	—
1950	Powers, Jim	5	42	8.4	26	0	27
1951	Wagner, Lowell	9	115	12.8	40	0	8
1952	Wagner, Lowell	6	69	11.5	30	0	12
1953	Berry, Rex	7	142	20.3	29	1	8
1954	Berry, Rex	3	69	23.0	34t	1	32
1955	Moegle, Dick	6	50	8.3	37	0	14
1956	Moegle, Dick	6	75	12.5	31t	1	12
1957	Moegle, Dick	8	107	13.4	40	0	6
1958	Ridlon, Jim	4	10	2.5	3	0	23
1959	Baker, Dave	5	75	15.0	29	0	10
1960	Baker, Dave	10	96	9.6	28	0	1
1961	Baker, Dave	6	123	20.5	10	0	11
1962	Woodson, Abe	2	31	15.5	31	0	58
1963	Alexander, Kermit	5	72	17.4	38	0	18
1964	Alexander, Kermit	5	65	13.0	24	0	9
1965	Johnson, Jimmy	6	47	7.8	26	0	10
1966	Alexander, Kermit	4	73	18.3	55	0	25
1967	Alexander, Kermit	5	72	14.4	48	0	17
1968	Alexander, Kermit	9	155	17.2	66t	1	2
1969	Alexander, Kermit	5	39	7.8	22	0	14
1970	Taylor, Bruce	3	70	23.3	70	0	48/24
1971	Taylor, Bruce	3	68	22.7	49	0	65/33
1972	Johnson, Jimmy	4	18	4.5	15	0	43/17
1973	Taylor, Bruce	6	30	5.0	22	0	10/5
1974	McGill, Ralph	5	71	14.2	45	0	19/9
1975	Taylor, Bruce	3	29	9.7	15	0	75/36
1976	Rhodes, Bruce	3	42	14.0	30	0	—
1977	Washington, Dave	2	68	34.0	50	0	93/37
1978	Crist, Chuck	6	59	26.5	32	0	11/10
1979	Hicks, Dwight	5	57	11.4	29	0	28/12
1980	Hicks, Dwight	4	73	18.3	44	0	41/19
	Churchman, Ricky	4	7	1.8	7	0	41/19
1981	Hicks, Dwight	9	239	26.6	72	1	3/2
1982	Hicks, Dwight	3	5	1.7	3	0	22/8
1983	Wright, Eric	7	164	23.4	60t	2	6/4
1984	Turner, Keena	4	51	12.8	21	0	40/17
	Lott, Ronnie	4	26	6.5	15	0	48/21
1985	Lott, Ronnie	6	68	11.3	25	0	16/7

YEAR	PLAYER	NO	YDS	AVG	LG	TD	RANK
1986	Lott, Ronnie	10	134	13.4	57t	1	1/1
1987	Lott, Ronnie	5	62	12.4	34	0	11/7
	Griffin, Don	5	1	0.2	1	0	14/9
1988	McKyer, Tim	7	11	1.6	7	0	5/6
1989	Lott, Ronnie	5	34	6.8	28	0	16/9
1990	Waymer, Dave	7	64	9.1	24	0	4/4
1991	Waymer, Dave	4	77	19.3	42	0	23/13
1992	Griffin, Don	5	4	0.8	2	0	15/5
1993	McGruder, Michael	5	89	17.8	37	1	14t/6t
1994	Hanks, Merton	7	93	13.3	38	0	4t/4t
1995	Drakeford, Tyronne	5	54	10.8	37	0	16t/10t
	Hanks, Merton	5	31	6.2	23	0	16t/10t
1996	Pope, Marquez	6	98	16.3	55t	1	4t/2t
1997	Hanks, Merton	6	103	17.2	55t	1	5t/3t
1998	Walker, Darnell	4	78	19.5	36	0	—
	Hanks, Merton	4	37	9.3	37	0	—
	Bronson, Zack	4	34	8.5	28	0	—
	McDonald, Tim	4	22	5.5	18	0	—
1999	Schulters, Lance	6	127	21.2	64t	1	6t/3t
2000	Bronson, Zack	3	75	25.0	43	0	—
	Montgomery, Monty	3	68	22.7	46t	1	—
2001	Bronson, Zack	7	165	23.6	97t	2	7t/4t
	Plummer, Ahmed	7	45	6.4	24	0	7t/4t
2002	Parrish, Tony	7	204	29.1	60	0	3t/2t
2003	Parrish, Tony	9	202	22.4	49	0	1t/1t
2004	Parrish, Tony	4	64	16.0	26	0	21t/10t
2005	Spencer, Shawntae	4	85	21.3	61t	1	19t/9t
	Adams, Mike	4	36	9.0	40t	1	19t/9t
2006	Harris, Walt	8	84	10.5	42	1	3t/1t
2007	Nate Clements	4	74	18.5	62	0	23t/11t
	Walt Harris	4	42	10.5	23	0	23t/11t
2008	Walt Harris	3	25	8.3	24	0	30t/13t
	Takeo Spikes	3	14	4.7	13	0	30t/13t
2009	Goldson, Dashon	4	39	9.8	34	0	23t/14t
2010	Clements, Nate	3	46	15.3	39	0	30/21t
	Spikes, Takeo	3	9	3.0	6	0	30/21t
	Spencer, Shawntae	3	0	0.0	0	0	30/21t
2011	Goldson, Dashon	6	53	8.8	21	0	4t/2t
	Rogers, Carlos	6	106	17.7	31t	1	4t/2t
2012	Goldson, Dashon	3	21	7.0	20	0	29t/17t

QUARTERBACK SACK LEADERS (SINCE 1971)

YEAR	PLAYER	SACKS	YARDAGE
1971	Hardman, Cedrick	18.0	— NA —
1972	Hart, Tommy	17.0	— NA —
1973	Hardman, Cedrick	9.0	— NA —
1974	Hardman, Cedrick	9.0	— NA —
1975	Hardman, Cedrick	15.0	— NA —
1976	Hart, Tommy	16.0	— NA —
1977	Elam, Cleveland	17.5	— NA —
1978	Hardman, Cedrick	10.5	— NA —
1979	Board, Dwaine	7.0	52.0
1980	Stuckey, Jim	8.5	49.5
1981	Dean, Fred	12.0	106.5
1982	Dean, Fred	3.5	28.5
1983	Dean, Fred	17.5	151.5
1984	Board, Dwaine	10.0	82.0
1985	Board, Dwaine	11.5	95.5
1986	Haley, Charles	12.0	109.0
1987	Haley, Charles	6.0	42.0
1988	Haley, Charles	11.5	77.0
1989	Haley, Charles	10.5	88.5
	Holt, Pierce	10.5	85.5
1990	Haley, Charles	16.0	107
1991	Roberts, Larry	7.0	50.0
	Haley, Charles	7.0	49.0

YEAR	PLAYER	SACKS	YARDAGE
1992	Harris, Tim	17.0	116.0
1993	Stubblefield, Dana	10.5	61.5
1994	Stubblefield, Dana	8.5	53.5
1995	Jackson, Rickey	9.5	49.0
1996	Barker, Roy	12.5	74.5
1997	Stubblefield, Dana	15.0	99.0
1998	Doleman, Chris	15.0	81.5
1999	Young, Bryant	11.0	81.0
2000	Young, Bryant	9.5	77.5
2001	Carter, Andre	6.5	57.5
2002	Carter, Andre	12.5	84.0
2003	Peterson, Julian	7.0	64.0
2004	Engleberger, John	6.0	40.5
2005	Young, Bryant	8.0	50.0
2006	Moore, Brandon	6.5	56.0
2007	Young, Bryant	6.5	31.0
2008	Haralson, Parys	8.0	45.0
2009	Lawson, Manny	6.5	38.0
2010	Smith, Justin	8.5	51.5
2011	Smith, Aldon	14.0	104.5
2012	Smith, Aldon	19.5	144.5

BEST PERFORMANCES VS. 49ERS

SCORING

Points

36 Gale Sayers, at Chi. (12/12/65)

Touchdowns

6 Gale Sayers, at Chi. (12/12/65)

PATs

8 Rafael Septien, at Dal. (10/12/80)

8 Paige Cothren, vs. LA Rams (10/5/58)

PAT Attempts

8 Rafael Septien, at Dal. (10/12/80)

8 Paige Cothren, vs. LA Rams (10/5/58)

Field Goals

6 Neil Rackers, at Arz. in Mexico City (10/2/05)

5 Morten Andersen, at Atl. (9/3/00)

Chris Jacke, at GB (10/14/96)

Morten Andersen, at NO (10/25/87)

Lou Michaels, at Bal. (9/25/66)

Field Goal Attempts

7 Morten Andersen, at NO (10/25/87)

Long Field Goal

59 Morten Andersen, at Atl. (12/24/95)

56 Al Del Greco, at Hou. (10/27/96)

55 John Kasay, at Car. (10/24/10)

54 Josh Brown, at StL (1/3/10)

Jan Stenerud, vs. KC (12/6/71)

RUSHING

Attempts

35 Clinton Portis, vs. Was. (12/18/04)

Marcel Shipp, at Arz. (10/26/03)

32 Calvin Hill, at Dal. (11/10/74)

Steven Jackson, at StL Rams (12/21/08)

Yards

192 Erric Pegram, vs. Atl. (9/19/93), 27 att.

181 Willie Galimore, vs. Chi. (9/16/62), 22 att.

175 Barry Sanders, vs. Det. (12/23/96), 28 att.

174 Rudi Johnson, at Cin. (12/14/03), 21 att.

174 Leroy Kelly, vs. Cle. (11/3/68), 27 att.

Touchdowns

4 LaDainian Tomlinson, vs. SD (10/15/06)

Gale Sayers, at Chi. (12/12/65)

Rick Casares, vs. Chi. (10/28/56)

Long

84t Chester Taylor, vs. Min. (12/9/07)

PASSING

Attempts

61 Brett Favre, at GB (10/14/96)

60 Richard Todd, at NYJ (9/21/80)

58 Glenn Foley, vs. NYJ (9/6/98)

Jay Schroeder, at Was. (12/1/85)

56 Marc Bulger, vs. StL (9/11/05)

Completions

42 Richard Todd, at NYJ (9/21/80)

35 Dieter Brock, at LA Rams (10/27/85)

Yards

484 Kurt Warner, at Arz. (11/25/07)

471 Brad Johnson, vs. Was. (12/26/99)

460 Don Meredith, vs. Dal. (11/10/63)

447 Richard Todd, at NYJ (9/21/80)

444 Dan Fouts vs. SD (12/11/82)

Touchdowns

5 Donovan McNabb, at Phi. (9/18/05)

Kurt Warner, at StL (10/10/99)

Vince Ferragamo, at LA Rams (10/23/83)

Dan Fouts, vs. SD (12/11/82)

Interceptions

7 Steve DeBerg, at TB (9/7/86)

6 Steve Grogan, vs. NE (11/30/80)

Long

96t Tobin Rote to Billy Grimes, vs. GB (12/10/50)

Times Sacked

10 Phil Simms, vs. NYG (11/23/80)

James Harris, at LA Rams (10/11/76)

Bill Munson, vs. LA Rams (12/6/64)

RECEIVING

Receptions

17 Clark Gaines, at NYJ (9/21/80)

12 Reggie Wayne, at Ind. (11/1/09)

Tim Hightower, at Ari. (9/13/09)

Cris Carter, vs. Min. (12/18/95)

Michael Irvin, at Dal. (10/17/93)

Yards

220 Don Beebe, at GB (10/14/96)

214 Harlon Hill, vs. Chi. (10/31/54)

213 Terrell Owens, at Dal. (11/23/08)

210 Roddy White, vs. Atl. (10/11/09)

202 Paul Flatley, vs. Min. (10/24/65)

Touchdowns

4 Isaac Bruce, at StL (10/10/99)

Ahmad Rashad, at Min. (9/2/79)

Harlon Hill, vs. Chi. (10/31/54)

Long

96t Billy Grimes, vs. GB (12/10/50)

INTERCEPTIONS

Interceptions

3 Bill Simpson, vs. LA Rams (11/20/77)

Gene Howard, at LA Rams (11/21/71)

Roy Winston, vs. Min. (10/25/64)

Donald Doll, at Det. (10/8/50)

Yards

107 Aaron Martin, at LA Rams (10/18/64)

101 Tom Pridemore, at Atl. (9/20/81)

Long

101t Tom Pridemore, at Atl. (9/20/81)

PUNTING

Punts

12 Wilbur Summers, vs. Det. (10/23/77)

Rusty Jackson, vs. LA Rams (11/21/76)

Average

58.5 Reggie Roby, at Mia. (9/28/86) (min. 4 pts)

Long

90 Don Chandler, at GB (10/10/65)

PUNT RETURNS

RETURNS

Returns

8 Rolland Lawrence, vs. Atl. (10/9/77)

7 Nate Burleson, at Sea. (12/6/09)

Alvin Pearman, at Jac. (12/18/05)

J.T. Smith, at Phx. (11/6/88)

Robbie Martin, vs. Ind. (10/5/86)

LeRoy Irvin, vs. LA Rams (10/25/81)

Roland Lawrence, vs. Atl. (10/23/76)

Yards

184 Larry Watkins, at Det. (10/6/63)

Long

90t Larry Watkins, at Det. (10/6/63)

KICKOFF RETURNS

Returns

9 Ahmad Merritt, vs. Chi. (9/7/03)

Eric Metcalf, vs. Atl. (9/29/96)

Yards

222 Leon Washington, vs. Sea. (12/12/10)

208 Ron Smith, at Chi. (11/19/72)

Long

109 Mel Gray, vs. NO (9/21/86)

49ERS SINGLE-SEASON TEAM RECORDS

SCORING

Most Points Scored

505 (1994, 16 games)
479 (1998, 16 games)
475 (1984, 16 games)

Highest Average

31.6 (1994, 16 games)
31.0 (1953, 12 games)
30.6 (1987, 15 games)

Fewest Points Scored

198 (1963, 14 games)
208 (1960, 12 games)
213 (1950, 12 games)
209 (1982, 9 games)

Lowest Average

13.7 (2007, 16 games)
13.7 (1978, 16 games)
14.1 (1963, 14 games)

TOUCHDOWNS

Most Scored

66 (1994, 16 games)
61 (1998, 16 games)
(1993, 16 games)
59 (1987, 16 games)

Fewest Scored

21 (1960, 12 games)
23 (2005, 16 games)

Most Allowed

54 (2004, 16 games)
54 (1979, 16 games)
53 (1999, 16 games)

Fewest Allowed

23 (2011, 16 games)
23 (1971, 14 games)
24 (1984, 16 games)
24 (1982, 9 games)
24 (1951, 12 games)

Most by Rushing

24 (1979, 16 games)
(1955, 12 games)
23 (1956, 12 games)

Most by Passing

36 (1999, 16 games)
29 (1980, 16 games)
28 (2005, 16 games)

KICKING

Most Field Goals Made

44 (2011, 16 games)
30 (1996, 16 games)
29 (2012, 16 games)
(2008, 16 games)
(2006, 16 games)
(1997, 6 games)
(1989, 16 games)

Most PATs Made

60 (1994, 16 games)
59 (1993, 16 games)
56 (1984, 16 games)

RUSHING

Most Attempts

585 (1978, 16 games)
576 (1976, 14 games)
564 (1977, 14 games)

Most Yards Gained

2,544 (1998, 16 games)
2,523 (1988, 16 games)
2,498 (1954, 12 games)

Highest Average

5.7 (1954, 12 games)
5.2 (1998, 16 games)
5.1 (2012, 16 games)

Most Touchdowns

28 (1954, 12 games)
27 (1961, 14 games)
26 (1993, 16 games)
26 (1953, 12 games)

PASSING

Most Attempts

644 (1995, 16 games)
602 (1979, 16 games)
597 (1980, 16 games)
583 (2000, 16 games)
583 (1990, 16 games)

Most Completions

432 (1995, 16 games)
366 (2000, 16 games)
363 (1980, 16 games)
361 (1979, 16 games)
360 (1990, 16 games)

Highest Completion Pct.

70.3 (1994, 16 games)
70.2 (1989, 16 games)
67.6 (1993, 16 games)
67.1 (1995, 16 games)
66.5 (1992, 16 games)

Most Yards Gained (Gross)

4,779 (1995, 16 games)
4,584 (1989, 16 games)
4,510 (1998, 16 games)
4,480 (1993, 16 games)
4,400 (2000, 16 games)

Highest Avg. Gain Per Att.

9.49 (1989, 16 games)
8.84 (1961, 14 games)
8.55 (1993, 16 games)

TOTAL NET YARDS

Most Yards Gained

6,800 (1998, 16 games)
6,435 (1993, 16 games)
6,366 (1984, 16 games)
6,268 (1989, 16 games)
6,195 (1992, 16 games)

FIRST DOWNS

Most First Downs

381 (1998, 16 games)
372 (1993, 16 games)
362 (1994, 16 games)
357 (1987, 15 games)
356 (1984, 16 games)

Most by Rushing

141 (2002, 16 games)
141 (1988, 16 games)
138 (1984, 16 games)

Most by Passing

231 (1995, 16 games)
223 (1998, 16 games)
213 (1986, 16 games)

Most by Penalty

34 (1978, 16 games)
31 (2011, 16 games)
30 (1994, 16 games)

FUMBLES

Most Opp. Fumbles Recovered

27 (1978, 16 games)
22 (1959, 12 games)
21 (1981, 16 games)
21 (1950, 12 games)

INTERCEPTIONS

Most Thrown

36 (1978, 16 games)
29 (1958, 12 games)
28 (1974, 14 games)
28 (1955, 12 games)

Most Intercepted

39 (1986, 16 games)
33 (1951, 12 games)
27 (1981, 16 games)

PENALTIES

Most Penalties

134 (2000, 16 games)
133 (1998, 16 games)
120 (1999, 16 games)

Most Yards Penalized

1,156 (1998, 16 games)
1,135 (2000, 16 games)
1,045 (1999, 16 games)

QUARTERBACK SACKS

Most Sacks Recorded

61 (1976, 14 games)
60 (1985, 16 games)
57 (1983, 16 games)
54 (1997, 16 games)

Most Sacks Allowed

55 (2008, 16 games)
55 (2007, 16 games)
53 (1998, 16 games)

Fewest Sacks Allowed

20 (1982, 9 games)
22 (2002, 16 games)
24 (1991, 16 games)

Best Season, win percentage

.938 – 1984

Best Season, win total

Won 15, Lost 1 – 1984

Worst Season, win percentage

.125 – 1978, 1979, 2002

Longest Winning Streak

15 – 11/27/89 to 11/18/90

Longest Winning Streak at Home

19 – 12/23/96 to 10/3/99

Longest Losing Streak at Home

7 – 10/28/62 to 9/22/63

Longest Winning Streak on Road

18 – 11/27/88 to 12/30/90

Longest Losing Streak on Road

18 – 12/4/77 to 12/16/79

Longest Losing Streak

9 – 10/8/78 to 12/3/78

Most Consecutive Wins to start season

10 – 1990

Most Consecutive Wins to end season

9 – 1984

Most Consecutive Losses to start season

7 – 1979

Most Consecutive Losses to end season

5 – 1963

Total Shutouts by 49ers

29 – Last at NYJ (9/30/12)

Most Shutouts in a Season

3 – 2001

Most Consecutive Games Scored Points

420 – 10/16/77 to 9/19/04

Largest Comeback Victory

38–35 (OT) victory vs. New Orleans at Candlestick Park, December 7, 1980 (came back from 35–7 deficit in 2nd qtr.)

49ERS SINGLE-GAME TEAM RECORDS

SCORING

Most Points Scored

56 vs. Atl. (10/18/92)
 55 at Det. (12/19/93)
 52 vs. Chi. (12/23/91)
 52 vs. Chi. (12/19/65)
 51 vs. Min. (12/8/84)

Most Points Allowed

61 at Chi. (12/12/65)
 59 at Dal. (10/12/80)
 52 at Was. (10/23/05)

Most Points by Both Teams

83 49ers 41, Vikings 42 (at SF), 10/24/65
 81 49ers 20, Bears 61 (at Chi.), 12/12/65
 81 49ers 38, Saints 43 (at NO), 11/23/69

Most Points Scored in 1st Quarter

27 vs. GB (12/7/58)
 21 (Several times) Last: vs. Min. (12/18/95)

Most Points Allowed in 1st Quarter

24 at Chi. (10/29/06)

Most Points Scored in 2nd Quarter

28 at Min. (9/8/83)
 28 vs. LA Rams (10/28/51)
 24 (Several times) Last: vs. Atl. (12/4/94)

Most Points Allowed in 2nd Quarter

28 at Min. (9/29/63)
 27 at NYG (10/14/79)

Most Points Scored in 1st Half

42 vs. Atl. (10/18/92)
 41 at Min. (9/8/83)
 38 vs. LA Rams (10/28/51)

Most Points Allowed in 1st Half

41 at Chi. (10/29/06)
 38 at Dal. (10/12/80)

Most Points Scored in 3rd Quarter

21 vs. Arz. (1/2/11)
 21 at NO (9/4/88)
 21 at StL (9/18/83)
 21 vs. Hou. (12/13/81)
 21 vs. NO (10/21/73)

Most Points Allowed in 3rd Quarter

24 vs. StL (10/6/74)
 21 (Several times) Last: at Ten. (11/27/05)

Most Points Scored in 4th Quarter

28 vs. Chi. (12/22/91)
 28 at Phi. (9/24/89)
 28 at LA Rams (10/23/83)

Most Points Allowed in 4th Quarter

28 at StL (12/30/02)
 23 vs. Phi. (10/12/08)
 22 at NO (10/20/02)

Most Points Scored in 2nd Half

35 vs. Atl. (9/15/85)
 31 at LA Rams (10/23/83)
 30 vs. NO (10/21/73)

Most Points Allowed in 2nd Half

36 at NO (11/23/69)
 35 at Jac. (9/12/99)

Most Decisive Victory

49 49ers 49 at Lions 0, 10/1/61

Most Decisive Loss

45 Cowboys 59 vs. 49ers 14, 10/12/80

TOUCHDOWNS

Most Scored

8 vs. Atl. (10/18/92)
 7 vs. Arz. (12/7/03)
 7 at Det. (12/19/93)
 7 vs. Chi. (12/23/91)
 7 vs. LA Rams (12/27/87)
 7 at Atl. (10/29/72)
 7 at Det. (10/1/61)
 7 vs. Dal. Texans (10/26/52)

Most Allowed

9 at Chi. (12/12/65)
 8 at Dal. (10/12/80)
 at LA Rams (11/9/58)

Most Scored by Rushing

6 at Det. (10/1/61)

Most Allowed by Rushing

5 at Chi. (12/12/65)

Most Scored by Passing

6 at Atl. (10/14/90)

Most Allowed by Passing

5 (Five times) Last: at Phi. (9/18/05)

KICKING

Most Field Goals Made

6 vs. Atl. (9/29/96)
 6 at NO (10/16/83)

Most Field Goals Allowed

6 vs. Arz. (10/2/05), Mex. City

NET YARDS

Most Yards Gained

621 vs. Buf. (10/7/12) (311 rush, 310 pass)
 598 vs. Buf. (9/13/92) (159 rush, 439 pass)
 597 vs. Bal. (12/13/53) (252 rush, 345 pass)
 590 vs. Atl. (10/18/92) (191 rush, 399 pass)

Most Yards Allowed

584 at Chi. (12/12/65) (183 rush, 401 pass)
 583 at Phi. (9/18/05) (140 rush, 443 pass)
 577 vs. LA Rams (11/9/58) (324 rush, 253 pass)

Fewest Yards Gained

61 at Det. (10/6/63) (71 rush, -10 pass)
 81 vs. GB (12/10/60) (71 rush, 10 pass)
 88 vs. LA Rams (11/21/76) (70 rush, 18 pass)

Fewest Yards Allowed

44 vs. Atl. (10/23/76) (83 rush, -39 pass)
 61 at Det. (10/6/63) (71 rush, -10 pass)
 65 at Det. (10/12/52) (40 rush, 25 pass)

FIRST DOWNS

Most First Downs

36 vs. Ind. (10/18/98)
 33 vs. Hou. (11/8/87)
 32 vs. LA Rams (11/20/94)

Most First Downs Allowed

32 at StL (9/17/00)

Fewest First Downs

3 vs. Bal. (11/22/59)
 5 at Bal. (10/13/63)

Fewest First Downs Allowed

2 vs. NO (10/21/73)
 4 at Det. (10/12/52)
 5 at Bal. (10/13/63)

Most by Rushing

21 vs. Det. (12/14/98)
 20 at Min. (10/15/61)

Fewest by Rushing

0 at Min. (12/14/69)
 0 at Bal. (10/13/63)

Most Allowed by Rushing

19 at GB (10/11/59)

Fewest Allowed by Rushing

0 (Seven times) Last: at Arz. (11/29/10)

Most by Passing

24 at Cin. (12/5/99)
 24 at Atl. (10/14/90)

Most Allowed by Passing

25 at NYJ (9/21/80)
 23 vs. Dal. (11/10/63)

Fewest by Passing

1 (Six times) Last: vs. TB (10/30/05)

Fewest Allowed by Passing

0 vs. NO (10/21/73)
 0 vs. LA Rams (10/10/71)

Most by Penalty

8 at NO (10/11/98)

Most Allowed by Penalty

8 vs. Oak. (10/8/00)

RUSHING

Most Attempts

59 at Min. (12/4/77)
 56 vs. Det. (10/25/63)
 56 at GB (Milw.) (10/10/54)
 56 vs. Bal. (10/29/50)

Most Attempts Allowed

59 at Dal. (10/12/80)

Fewest Attempts

10 at GB (11/22/09)

Most Yards Gained

328 vs. Det. (12/14/98)
 324 at Min. (10/15/61)
 317 vs. Min. (11/29/76)

Most Yards Allowed

324 at LA Rams (11/9/58)

Fewest Yards Gained

5 vs. Hou. (12/7/75)
 12 at Min. (12/14/69)

Fewest Yards Allowed

7 at NO (10/1/72)
 9 vs. StL (11/2/03)

49ERS SINGLE-GAME TEAM RECORDS

PASSING

Most Attempts

63 vs. Phi. (11/25/02)
60 at Was. (12/17/86)
57 vs. Arz. (10/10/04)
57 at Atl. (10/6/85)

Most Attempts Allowed

61 at GB (10/14/96)
60 at NYJ (9/21/80)
58 vs. NYJ (9/6/98)
58 at Mia. (9/28/86)
58 at Was. (12/1/85)

Fewest Attempts

8 vs. NO (11/27/77)
8 vs. Min. (11/29/76)
12 at Atl. (11/6/77)
12 at GB (9/12/76)

Fewest Attempts Allowed

4 vs. NO (10/15/78)
6 at NYG (10/16/77)
7 at NO (11/13/77)

Most Completions

38 vs. Arz. (10/10/04)
37 at Atl. (10/6/85)
36 at Dal. (12/8/02)
36 vs. Phi. (11/25/02)
36 vs. Chi. (12/17/00)

Most Completions Allowed

42 at NYJ (11/21/80)
35 at Arz. (11/25/07)
35 at LA Rams (10/27/85)
35 at Mia. (9/28/86)

Fewest Completions

1 at Chi. (11/13/05)
3 vs. Min. (11/29/76)
4 vs. Pit. (9/19/77)

Fewest Completions Allowed

2 vs. NO (10/15/78)
2 at NYG (10/16/77)
2 vs. LA Rams (10/10/71)

Most Yards Gained (gross)

488 at LA Rams (11/29/93)
476 at Atl. (10/14/90)
458 at LA Rams (12/11/89)

Most Yards Allowed (gross)

486 at Arz. (11/25/07)
471 vs. Was. (12/26/99)
460 vs. Dal. (11/10/63)

Fewest Yards Gained (gross)

28 at Chi. (11/13/05)
32 vs. Min. (11/29/76)
34 vs. GB (12/10/60)

Fewest Yards Allowed (gross)

13 vs. Chi. (9/16/62)
13 vs. LA Rams (10/10/71)
17 vs. NO (10/21/73)
31 vs. NO (10/15/78)

PENALTIES

Most Penalties

22 at Buf. (10/4/98)
16 at Atl. (1/3/00)
15 at Det. (10/16/11)
15 vs. Car. (12/8/96)
15 at Was. (11/17/86)

Most Penalties by Opponent

22 at Buf. (10/4/98)

Fewest Penalties

0 (Three times) Last: at NO (1/6/02)

Fewest Penalties by Opponent

0 (Five times) Last: at Bal. (10/26/69)

Most Yards Penalized

178 at Buf. (10/4/98)
177 at LA Rams (9/18/94)
168 at StL (10/24/71)

Most Yards Opponent Penalized

165 at Min. (10/13/66)
136 at LA Rams (10/8/78)
133 vs. Cin. (10/1/78)

Fewest Yards Penalized

0 (Three times) Last: at NO (1/6/02)

Fewest Yards Opponent Penalized

0 (Five times) Last: at Bal. (10/26/69)

FUMBLES

Most Committed

10 vs. Det. (12/17/78)

Most Lost

6 at Min. (10/15/61)
6 at Cle. (11/12/50)

Most Committed by Opponent

8 vs. Min. (10/24/65)
8 at NYG (12/1/57)

Most Lost by Opponent

6 at NYG (12/1/57)

INTERCEPTIONS

Most Intercepted

7 at TB (9/7/86)
6 vs. NO (9/14/97)
6 vs. NE (11/30/80)
6 at Chi. (10/17/54)
6 vs. LA Rams (10/28/51)

Most Thrown

7 at LA Rams (10/18/64)
6 vs. Bal. (12/5/59)
6 at Det. (11/4/73)

Most Interception Yards

171 vs. StL (11/26/95)
163 at GB (10/26/86)

Most Interception Yards By Opponent

314 at LA Rams (10/18/64)
147 vs. Was. (12/18/04)

TURNOVERS

Most Forced by Defense

9 at Oak. (12/20/70), 4 FRs, 5 INTs
8 vs. NO (9/14/97), 2 FRs, 6 INTs
8 vs. Cin. (10/1/78), 3 FRs, 5 INTs

Most Committed

10 at Dal. (10/12/80), 5 FRs, 5 INTs
9 at Cle. (11/12/50), 6 FRs, 3 INTs

PUNTS

Most Punts

11 vs. LA Rams (11/21/76)
11 at Chi. (10/17/54)

Most Punts by Opponent

12 vs. Det. (10/23/77)
12 vs. LA Rams (11/21/76)

Fewest Punts

0 (Eight times) Last: at Det. (12/19/93)

Fewest Punts by Opponent

0 (Several times) Last: at NO (10/20/02)

PUNT RETURNS

Most Punt Returns

9 vs. NO (10/17/76)
9 at Atl. (10/29/72)
8 (Four times) Last: vs. StL (11/21/82)

Most Punt Returns by Opponent

9 at Det. (10/6/63)
9 vs. Atl. (10/9/77)

Most Punt Return Yards

144 vs. Phi. (9/27/59)
141 vs. NO (10/17/76)
133 at Hou. (11/15/70)

Most Punt Return Yards by Opponent

231 at Det. (10/6/63)
166 vs. LA Rams (10/25/81)

KICKOFF RETURNS

Most Kickoff Returns

10 vs. SD (10/15/06)
9 (Five times): Last vs. Phi. (10/12/08)

Most Kickoff Returns by Opponent

10 vs. Atl. (9/29/96)
9 (Six times) Last vs. Chi. (9/7/03)

Most Kickoff Return Yards

256 at Det. (11/14/54)
248 at Det. (9/23/62)

Most Kickoff Return Yards by Opponent

260 at Dal. (11/11/65)
233 vs. NO (9/21/86)

SACKS

Most Sacks Made

10 vs. NYG (11/23/80)
10 at LA Rams (10/11/76)
10 vs. LA Rams (12/6/64)

Most Sacks Allowed

9 at Bal. (11/24/11)
9 at GB (11/1/98)
9 vs. LA Rams (12/18/88)

ALL-TIME TEAM HIGHS AND LOWS

<u>49ERS HIGHS</u>			<u>CATEGORY</u>	<u>49ERS LOWS</u>		
56	vs. Atl.	10/18/92	POINTS	0	(13x) last vs. TB	11/21/10
8	vs. Atl.	10/18/92	TOUCHDOWNS	0	last vs. NYG	10/14/12
6	at Det.	10/1/61	RUSHING TOUCHDOWNS	0	last at Sea.	12/23/12
6	at Atl.	10/14/90	PASSING TOUCHDOWNS	0	last vs. Mia.	12/9/12
6	last vs. Arz.	11/20/11	FIELD GOALS ATTEMPTED	0	last at SD	12/16/10
6	last vs. Atl.	9/29/96	FIELD GOALS MADE	0	last at SD	12/16/10
36	vs. Ind.	10/18/98	TOTAL FIRST DOWNS	3	vs. Bal.	11/22/59
21	vs. Det.	12/14/98	RUSHING FIRST DOWNS	0	last at Min.	12/14/69
24	(2x) last at Cin.	12/5/99	PASSING FIRST DOWNS	1	(6x) last vs. TB	10/30/05
621	vs. Buf.	10/7/12	TOTAL NET YARDS	61	at Det.	10/6/63
59	at Min.	12/4/77	RUSHING ATTEMPTS	10	at GB	11/22/09
328	vs. Det.	12/14/98	NET RUSHING YARDS	5	vs. Hou.	12/7/75
475	at LA Rams	11/29/93	NET YARDS PASSING	10	at Det.	10/6/63
10	(3x) last vs. NYG	11/23/80	QB SACKS ALLOWED	0	last at NO	11/25/12
488	at LA Rams	11/29/93	GROSS YARDS PASSING	28	at Chi.	11/13/05
63	vs. Phi.	11/25/02	PASS ATTEMPTS	10	at Det.	10/6/63
38	vs. Arz.	10/10/04	PASS COMPLETIONS	1	at Chi.	11/13/05
7	at LA Rams	10/18/64	INTERCEPTIONS THROWN	0	last vs. Arz.	12/30/12
9	at Oak.	12/20/70	TOTAL TAKEAWAYS	0	last vs. NYG	10/14/12
10	at Det.	12/17/78	FUMBLES BY	0	last vs. Chi.	11/19/12
6	at Min.	10/15/61	FUMBLES LOST	0	last vs. Arz.	12/30/12
11	(2x) last vs. LA Rams	11/21/76	PUNTS	0	(8x) last at Det.	12/19/93
61.0	at Cle.	9/13/93	PUNTING AVERAGE	0	(8x) last at Det.	12/19/93
22	at Buf.	10/4/98	PENALTIES	0	(3x) last at NO	1/6/02
178	at Buf.	10/4/98	YARDS PENALIZED	0	(3x) last at NO	1/6/02

<u>OPPONENT'S HIGHS</u>			<u>CATEGORY</u>	<u>OPPONENT'S LOWS</u>		
61	at Chi.	12/12/65	POINTS	0	(29x) last at NYJ	9/30/12
9	at Chi.	12/12/65	TOUCHDOWNS	0	(89x) last at Arz.	10/29/12
5	at Chi.	12/12/65	RUSHING TOUCHDOWNS	0	last vs. Arz.	12/30/12
5	(6x) last at Phi.	9/18/05	PASSING TOUCHDOWNS	0	last at StL	12/2/12
7	vs. NO	10/25/87	FIELD GOALS ATTEMPTED	0	last at NO	11/25/12
6	at Arz.	10/2/05	FIELD GOALS MADE	0	last at NO	11/25/12
32	at StL	9/17/00	TOTAL FIRST DOWNS	2	vs. NO	10/21/73
19	at GB	10/11/59	RUSHING FIRST DOWNS	0	(8x) last at Arz.	10/29/12
25	at NYJ	9/21/80	PASSING FIRST DOWNS	0	(2x) last vs. NO	10/21/73
584	at Chi.	12/12/65	TOTAL NET YARDS	44	vs. Atl.	10/23/76
62	vs. Chi.	9/24/50	RUSHING ATTEMPTS	8	vs. StL	11/2/03
324	at LA Rams	11/9/58	NET RUSHING YARDS	7	(2x) last at Arz.	10/29/12
456	at Arz.	11/25/07	NET YARDS PASSING	-39	vs. Atl.	10/23/76
9	(2x) last at GB	11/1/98	QB SACKS ALLOWED	0	last at Min.	9/23/12
486	at Arz.	11/25/07	GROSS YARDS PASSING	13	(2x) last vs. LA Rams	10/10/71
61	at GB	10/14/96	PASS ATTEMPTS	4	vs. NO	10/15/78
42	vs. NYJ	9/21/80	PASS COMPLETIONS	2	(3x) vs. NO	10/15/78
7	at TB	9/7/86	INTERCEPTIONS THROWN	0	last vs. Mia.	12/9/12
10	at Dal.	10/12/80	TOTAL TAKEAWAYS	0	last vs. Arz.	12/30/12
8	vs. Min.	10/24/65	FUMBLES BY	0	last at StL	12/2/12
5	vs. Arz.	12/14/09	FUMBLES LOST	0	last at StL	12/2/12
12	(2x) last vs. Det.	10/23/77	PUNTS	0	(2x) last at NO	10/20/02
62.0	at GB	10/21/62	PUNTING AVERAGE	21.0	at Bal.	10/1/67
17	at Atl.	11/5/78	PENALTIES	0	(5x) last at Bal.	10/26/69
165	at Min.	10/13/66	YARDS PENALIZED	0	(5x) last at Bal.	10/26/69

49ERS POSTSEASON HISTORY

Overall Playoff Record: 29–19

Home: 21–10

Away: 3–9

Neutral Site: 5–0

Super Bowl Championships: (5) 1981, 1984, 1988, 1989, 1994

Date	Game	Winner	Loser	Score	Site	Head Coach
1949 Season						
Dec. 4, 1949	First Round	49ers	N.Y. Yanks	17–7	Kezar Stadium	Lawrence T. Shaw
Dec. 11, 1949	AAFC Championship	Cleveland	49ers	21–7	Kezar Stadium	Lawrence T. Shaw
1957 Season						
Dec. 22, 1957	Playoff Game	Detroit	49ers	31–27	Kezar Stadium	Frankie Albert
1970 Season						
Dec. 27, 1970	NFC Divisional	49ers	Minnesota	17–14	Metropolitan Stadium	Dick Nolan
Jan. 3, 1971	NFC Championship	Dallas	49ers	17–10	Kezar Stadium	Dick Nolan
1971 Season						
Dec. 26, 1971	NFC Divisional	49ers	Washington	24–20	Candlestick Park	Dick Nolan
Jan. 2, 1972	NFC Championship	Dallas	49ers	14–3	Texas Stadium	Dick Nolan
1972 Season						
Dec. 23, 1972	NFC Divisional	Dallas	49ers	30–28	Candlestick Park	Dick Nolan
1981 Season						
Jan. 3, 1982	NFC Divisional	49ers	N.Y. Giants	38–24	Candlestick Park	Bill Walsh
Jan. 10, 1982	NFC Championship	49ers	Dallas	28–27	Candlestick Park	Bill Walsh
Jan. 24, 1982	Super Bowl XVI	49ers	Cincinnati	26–21	Pontiac Silverdome	Bill Walsh
1983 Season						
Dec. 31, 1983	NFC Divisional	49ers	Detroit	24–23	Candlestick Park	Bill Walsh
Jan. 8, 1984	NFC Championship	Washington	49ers	24–21	RFK Stadium	Bill Walsh
1984 Season						
Dec. 29, 1984	NFC Divisional	49ers	N.Y. Giants	21–10	Candlestick Park	Bill Walsh
Jan. 6, 1985	NFC Championship	49ers	Chicago	23–0	Candlestick Park	Bill Walsh
Jan. 20, 1985	Super Bowl XIX	49ers	Miami	38–16	Stanford Stadium	Bill Walsh
1985 Season						
Dec. 29, 1985	NFC Wild Card	N.Y. Giants	49ers	17–3	Giants Stadium	Bill Walsh
1986 Season						
Jan. 4, 1987	NFC Divisional	N.Y. Giants	49ers	49–3	Giants Stadium	Bill Walsh
1987 Season						
Jan. 9, 1988	NFC Divisional	Minnesota	49ers	36–24	Candlestick Park	Bill Walsh
1988 Season						
Jan. 1, 1989	NFC Divisional	49ers	Minnesota	34–9	Candlestick Park	Bill Walsh
Jan. 8, 1989	NFC Championship	49ers	Chicago	28–3	Soldier Field	Bill Walsh
Jan. 22, 1989	Super Bowl XXIII	49ers	Cincinnati	20–16	Joe Robbie Stadium	Bill Walsh
1989 Season						
Jan. 6, 1990	NFC Divisional	49ers	Minnesota	41–13	Candlestick Park	George Seifert
Jan. 14, 1990	NFC Championship	49ers	L.A. Rams	30–3	Candlestick Park	George Seifert
Jan. 28, 1990	Super Bowl XXIV	49ers	Denver	55–10	LA Superdome	George Seifert
1990 Season						
Jan. 12, 1991	NFC Divisional	49ers	Washington	28–10	Candlestick Park	George Seifert
Jan. 20, 1991	NFC Championship	N.Y. Giants	49ers	15–13	Candlestick Park	George Seifert
1992 Season						
Jan. 9, 1993	NFC Divisional	49ers	Washington	20–13	Candlestick Park	George Seifert
Jan. 17, 1993	NFC Championship	Dallas	49ers	30–20	Candlestick Park	George Seifert
1993 Season						
Jan. 15, 1994	NFC Divisional	49ers	N.Y. Giants	44–3	Candlestick Park	George Seifert
Jan. 23, 1994	NFC Championship	Dallas	49ers	38–21	Texas Stadium	George Seifert
1994 Season						
Jan. 7, 1995	NFC Divisional	49ers	Chicago	44–15	Candlestick Park	George Seifert
Jan. 15, 1995	NFC Championship	49ers	Dallas	38–28	Candlestick Park	George Seifert
Jan. 29, 1995	Super Bowl XXIX	49ers	San Diego	49–26	Joe Robbie Stadium	George Seifert
1995 Season						
Jan. 6, 1996	NFC Divisional	Green Bay	49ers	27–17	3Com Park	George Seifert
1996 Season						
Dec. 29, 1996	NFC Wild Card	49ers	Philadelphia	14–0	3Com Park	George Seifert
Jan. 4, 1997	NFC Divisional	Green Bay	49ers	35–14	Lambeau Field	George Seifert

49ERS POSTSEASON HISTORY (CONT.)

Date	Game	Winner	Loser	Score	Site	Head Coach
1997 Season						
Jan. 3, 1998	NFC Divisional	49ers	Minnesota	38-22	3Com Park	Steve Mariucci
Jan. 11, 1998	NFC Championship	Green Bay	49ers	23-10	3Com Park	Steve Mariucci
1998 Season						
Jan. 3, 1999	NFC Wild Card	49ers	Green Bay	30-27	3Com Park	Steve Mariucci
Jan. 9, 1999	NFC Divisional	Atlanta	49ers	20-18	Georgia Dome	Steve Mariucci
2001 Season						
Jan. 13, 2002	NFC Wild Card	Green Bay	49ers	25-15	Lambeau Field	Steve Mariucci
2002 Season						
Jan. 5, 2003	NFC Wild Card	49ers	N.Y. Giants	39-38	3Com Park	Steve Mariucci
Jan. 12, 2003	NFC Divisional	Tampa Bay	49ers	31-6	Raymond James Stadium	Steve Mariucci
2011 Season						
Jan. 14, 2012	NFC Divisional	49ers	New Orleans	36-32	Candlestick Park	Jim Harbaugh
Jan. 22, 2012	NFC Championship	N.Y. Giants	49ers	20-17 (OT)	Candlestick Park	Jim Harbaugh
2012 Season						
Jan. 12, 2013	NFC Divisional	49ers	Green Bay	45-31	Candlestick Park	Jim Harbaugh
Jan. 20, 2013	NFC Championship	49ers	Atlanta	28-24	Georgia Dome	Jim Harbaugh

49ERS PLAYOFF RECORD VS. OPPONENT

Chicago	3-0	1.000	Philadelphia	1-0	1.000	N.Y. Giants	4-4	.500
Cincinnati	2-0	1.000	San Diego	1-0	1.000	Detroit	1-1	.500
Denver	1-0	1.000	New Orleans	1-0	1.000	Dallas	2-5	.400
L.A. Rams	1-0	1.000	Minnesota	4-1	.800	Green Bay	2-4	.333
Miami	1-0	1.000	Washington	3-1	.750	Cleveland	0-1	.000
N.Y. Yanks	1-0	1.000	Atlanta	1-1	.500	Tampa Bay	0-1	.000

THE 49ERS PLAYOFF RECORD WHEN...

21-1	Winning the turnover battle	9-1	Rushing for 150 yards-or-more
3-17	Losing the turnover battle	2-12	Rushing for less than 100 yards
3-0	Tying the turnover battle	20-2	Rushing 30 times-or-more
6-0	Committing no turnovers	9-2	Opponents pass for 300 yards-or-more
22-3	Leading at halftime	14-10	Opponents pass for 250 yards-or-less
5-11	Trailing at halftime	8-16	Opponents rush for 100 yards-or-more
1-3	Tied at halftime	19-2	Opponents rush for less than 100 yards
25-4	Leading after three quarters	5-14	Opponents rush 30 times-or-more
3-14	Trailing after three quarters	24-13	Playing on grass
16-5	Scoring first	4-5	Playing on turf
26-7	Scoring 20-or-more points	21-10	Playing at home
16-2	Holding opponents under 17 points	3-9	Playing on the road
8-3	Passing for 300 yards-or-more	11-6	Decided by touchdown-or-less
17-10	Passing for 250 yards-or-less	0-1	Game goes into overtime
25-5	Rushing for 100 yards-or-more		

49ERS INDIVIDUAL PLAYOFF RECORDS - SERVICE & SCORING

SERVICE

Player	Games	Starts
1. Jerry Rice (WR)	23	23
2. Jesse Sapolu (C/G)	22	19
4. Brent Jones (TE)	21	19
5. Steve Young (QB)	20	14
6. Harris Barton (T)	19	19
Ronnie Lott (S)	19	19
Joe Montana (QB)	19	19

MOST TOUCHDOWNS, Career

Player	Games	TDs
1. Jerry Rice (WR)	23	19
2. Ricky Watters (RB)	7	10
3. Roger Craig (RB)	15	9

MOST TOUCHDOWNS, Game (Non-QB)

Player	Game	TDs
1. Ricky Watters (RB)	vs. NYG (1/15/94), NFC-D	5
2. Roger Craig (RB)	Mia. (1/20/85), SB	3
William Floyd (FB)	Chi. (1/7/95), NFC-D	3
Jerry Rice (WR)	Min. (1/1/89), NFC-D	3
Jerry Rice (WR)	SD (1/29/95), SB	3
Jerry Rice (WR)	Den. (1/28/90), SB	3
Larry Schreiber (RB)	Dal. (12/23/72), NFC-D	3
Ricky Watters (RB)	SD (1/29/95), SB	3

MOST POINTS, Career

Player	Years	Gms	TDs	Rsh	Rec	Ret	2-pt	PAT	FG	Pts
1. Jerry Rice (WR)	1985-2000	23	19	0	19	0	0	0/0	0/0	114
2. Mike Cofer (K)	1988-93	12	0	0	0	0	0	42/46	12/19	78
3. Ray Wersching (K)	1977-87	11	0	0	0	0	0	30/30	13/20	69
4. Ricky Watters (RB)	1991-94	7	10	7	3	0	0	0/0	0/0	60
5. Roger Craig (RB)	1983-90	15	9	7	2	0	0	0/0	0/0	54

MOST POINTS, Game

Player	Game	Points
1. Ricky Watters (RB)	vs. NYG (1/15/94), NFC-D - 5 TDs	30
2. Jerry Rice (WR)	vs. SD (1/29/95), SB - 3 TDs	18
Ricky Watters (RB)	vs. SD (1/29/95), SB - 3 TDs	18
William Floyd (FB)	vs. Chi. (1/7/95), NFC-D - 3 TDs	18
Jerry Rice (WR)	vs. Den. (1/28/90), SB - 3 TDs	18
Jerry Rice (WR)	vs. Min. (1/1/89), NFC-D - 3 TDs	18
Roger Craig (RB)	vs. Mia. (1/20/85), SB - 3 TDs	18
Larry Schreiber (RB)	vs. Dal. (12/23/72), NFC-D - 3 TDs	18

MOST PATs, Career

Player	PATs
1. Mike Cofer (12 games).....	42
2. Ray Wersching (11 games).....	30
3. Doug Brien (3 games)	17

MOST PATs, Game

Player	PATs
1. Doug Brien.....	7
vs. SD (1/29/95), SB	
Mike Cofer	7
vs. Den. (1/28/90), SB	
3. David Akers.....	6
vs. GB (1/12/13), NFC-D	
4. 7 players.....	5

MOST FGs Made, Career

Player	FGM
1. Ray Wersching (11 games).....	13
2. Mike Cofer (12 games).....	12
3. David Akers and 2 players.....	4

MOST FGs Made, Game

Player	FGM
1. Ray Wersching (11 games).....	4
vs. Cin. (1/24/82), SB	
2. David Akers and 3 players.....	3

MOST FGs Attempted, Career

Player	FGA
1. Ray Wersching (11 games).....	20
2. Mike Cofer (12 games).....	19

MOST FGs Attempted, Game

Player	FGA
1. Mike Cofer	4
vs. LA Rams (1/14/90), NFC-CG	
vs. Cin. (1/22/89), SB	
Ray Wersching	4
at Cin. (1/24/82), SB	
2. 4 players.....	3

LONGEST FIELD GOAL MADE

Player	YDS
1. Wade Richey.....	48
vs. GB (1/3/99), NFC-WC	
2. Mike Cofer	47
vs. NYG (1/20/91), NFC-CG	
3. Ray Wersching	43
vs. Min. (1/9/88), NFC-D	

49ERS INDIVIDUAL PLAYOFF RECORDS - PASSING

MOST PASSING YARDS, Career

Player	Playoff Seasons	Gms	Att	Cmp	Pct	Yards	TD	INT	Lg	QB INT	
										Rat	Pct.
1. Joe Montana	1981-90 (9)	19	593	375	63.2	4,758	39	17	44	98.2	2.9
2. Steve Young	1987-98 (11)	20	471	292	62.0	3,326	20	13	51t	85.8	2.8
3. John Brodie	1970-72 (3)	5	143	71	49.7	973	4	7	-	60.7	4.9
4. Jeff Garcia	2001-02 (2)	3	117	71	60.7	757	4	5	76t	73.2	4.3
5. Colin Kaepernick	2012 (2)	2	52	33	63.5	496	3	1	45	105.9	1.9

MOST PASSING YARDS, Game

Player	Game	Att	Cmp	Pct	Yards	TD	INT	Lg	QB	
									Rat	Pct.
1. Joe Montana	vs. Cin. (1/22/89), SB	36	23	63.9	357	2	0	44	115.2	
2. Joe Montana	at Was. (1/8/84), NFC-CG	48	27	56.3	347	3	1	-	91.2	
3. Jeff Garcia	vs. NYG (1/5/03), NFC-WC	44	27	61.4	331	3	1	76t	97.8	
Joe Montana	vs. Mia. (1/20/85), SB	35	24	68.6	331	3	0	40	127.2	
5. Steve Young	vs. GB (1/6/96), NFC-D	65	32	49.2	328	0	2	32	51.3	

LONGEST PASS PLAY

Player	Long	Date
1. John Brodie to Gene Washington	78t	vs. Was. (12/26/71), NFC-D
2. Jeff Garcia to Terrell Owens	76t	vs. NYG (1/5/03), NFC-WC
Joe Montana to Freddie Solomon	76t	at Was. (1/8/84), NFC-CG
4. Alex Smith to Vernon Davis (TE)	73t	vs. NYG (1/22/12), NFC-CG
5. Joe Montana to Jerry Rice	72t	vs. Min. (1/6/90), NFC-D
6. Joe Montana to John Taylor	61t	vs. NYG (1/20/91), NFC-CG
7. Joe Montana to Jerry Rice	61t	at Chi. (1/8/84), NFC-CG

MOST TD PASSES, Career

Player	TD
1. Joe Montana	39
19 games	
2. Steve Young	20
20 games	
3. Alex Smith	5
2 games	

MOST TD PASSES, Game

Player	TD
1. Steve Young	6
vs. SD (1/29/95), SB	
2. Joe Montana	5
vs. Den. (1/28/90), SB	
3. Joe Montana	4
vs. Min. (1/6/90), NFC-D	

HIGHEST COMPLETION PERCENTAGE, Game

Player	Pct
1. Joe Montana	86.7
vs. LA Rams (1/14/90), NFC-CG	
2. Steve Young	77.3
vs. NYG (1/15/94), NFC-D	
3. Colin Kaepernick	76.2
at Atl. (1/20/13), NFC-CG	
4. Joe Montana	75.9
vs. Den. (1/28/90), SB	
5. Steve Young	72.7
vs. Chi. (1/7/95), NFC-D	

HIGHEST COMPLETION PERCENTAGE, Career

Player	Pct
1. Colin Kaepernick (2 games)	63.5
2. Joe Montana (19 games)	63.2
3. Steve Young (20 games)	62.0
4. Jeff Garcia (3 games)	60.7
5. Y.A. Tittle (1 game)	58.1

HIGHEST QB RATING, Career

Player	Rating
1. Colin Kaepernick	105.9
2. Alex Smith	101.0
3. Joe Montana	98.2
4. Steve Young	85.8
5. Y.A. Tittle	76.5

HIGHEST QB RATING, Game

Player	Rating
1. Joe Montana	147.6
vs. Den. (1/28/90), SB	
2. Joe Montana	142.5
vs. Min. (1/6/90), NFC-D	
3. Joe Montana	136.0
at Chi. (1/8/89), NFC-CG	
4. Steve Young	134.8
vs. SD (1/29/95), SB	
5. Colin Kaepernick	127.7
at Atl. (1/20/13), NFC-CG	

MOST ATTEMPTS, Career

Player	Att
1. Joe Montana (19 games)	593
2. Steve Young (20 games)	471
3. John Brodie (5 games)	143

MOST ATTEMPTS, Game

Player	Att
1. Steve Young	*65
vs. GB (1/6/96), NFC-D	
2. Joe Montana	48
at Was. (1/8/84), NFC-CG	
3. Joe Montana	47
at NYG (12/29/85), NFC-WC	

MOST COMPLETIONS, Career

Player	Comp
1. Joe Montana (19 games)	375
2. Steve Young (20 games)	292
3. John Brodie (5 games)	71
Jeff Garcia (3 games)	71

MOST COMPLETIONS, Game

Player	Comp
1. Steve Young	32
vs. GB (1/6/96), NFC-D	
2. Jeff Garcia	27
vs. NYG (1/5/03), NFC-WC	
Steve Young	27
at Dal. (1/23/94), NFC-CG	
Joe Montana	27
at Was. (1/8/84), NFC-CG	

LOWEST INT PERCENTAGE, Career

Player	Pct
1. Alex Smith	0.0
2. Colin Kaepernick	1.9
3. Steve Young	2.8
4. Joe Montana	2.9
5. Jeff Garcia	4.3

NFC-WC: NFC Wild Card; NFC-D: NFC Divisional
Playoff; NFC-CG: NFC Championship;
NFLP - NFL Playoff Game; SB: Super Bowl
* denotes NFL playoff record

49ERS INDIVIDUAL PLAYOFF RECORDS - RUSHING

MOST ATTEMPTS, Career

<u>Player</u>	<u>Games</u>	<u>Atts</u>
1. Roger Craig	16	202
2. Ricky Watters	7	105
3. Steve Young (QB)	22	96
4. Wendell Tyler	6	72
5. Terry Kirby	6	67

MOST ATTEMPTS, Game

<u>Player</u>	<u>Game</u>	<u>Atts</u>
1. Ken Willard	at Min. (12/27/70), NFC-D	27
2. Larry Schreiber	vs. Dal. (12/23/72), NFC-D	26
3. Terry Kirby	vs. Min. (1/3/98), NFC-D	25
4. Roger Craig	vs. LA Rams (1/14/90), NFC-CG	24
Ricky Watters	vs. NYG (1/15/94), NFC-D	24

MOST YARDS GAINED, Career

<u>Player</u>	<u>Games</u>	<u>Atts</u>	<u>Avg</u>	<u>Yds</u>
1. Roger Craig	16	202	4.0	817
2. Steve Young (QB)	20	96	6.2	594
3. Ricky Watters	7	105	4.6	481
4. Frank Gore	4	73	5.1	372
5. Wendell Tyler	6	72	4.8	347

MOST YARDS GAINED, Game

<u>Player</u>	<u>Game</u>	<u>Yds</u>
1. Colin Kaepernick (QB)	vs. GB (1/12/13), NFC-D	181
2. Roger Craig	vs. Min. (1/1/89), NFC-D	135
3. Garrison Hearst	vs. GB (1/3/99), NFC-WC	128
4. Roger Craig	vs. Min. (1/6/90), NFC-D	125
5. Terry Kirby	vs. Min. (1/3/98), NFC-D	120

HIGHEST AVERAGE YARDS PER GAME

<u>Player</u>	<u>Games</u>	<u>Yds/Gm</u>
1. Colin Kaepernick (QB)	2	101.0
2. Frank Gore	4	93.0
3. Hugh McElhenny	1	82.0
4. Ricky Watters	7	68.7
5. Wendell Tyler	6	57.8

MOST RUSHING TOUCHDOWNS, Career

<u>Player</u>	<u>TDs</u>
1. Steve Young (20 games).....	8
2. Ricky Watters (7 games).....	7
Roger Craig (16 games).....	7
4. William Floyd (7 games).....	5
5. Tom Rathman (14 games).....	4

MOST RUSHING TOUCHDOWNS, Game

<u>Player</u>	<u>TDs</u>
1. Ricky Watters.....	5
vs. NYG (1/15/94), NFC-D	
2. William Floyd.....	3
vs. Chi. (1/7/95), NFC-D	
Larry Schreiber.....	3
vs. Dal. (12/23/72), NFC-D	
4. Colin Kaepernick (QB)	2
vs. GB (1/12/13), NFC-D	
Roger Craig.....	2
vs. Min. (1/1/89), NFC-D	
Terry Kirby.....	2
vs. Min. (1/3/98), NFC-D	
Tom Rathman.....	2
vs. Den. (1/28/90), SB	

LONG RUNS FROM SCRIMMAGE

<u>Player</u>	<u>Yds</u>
1. Roger Craig.....	80t
vs. Min. (1/1/89), NFC-D	
2. Hugh McElhenny.....	71
vs. Det. (12/22/57), NFLP	
3. Colin Kaepernick (QB)	56t
vs. GB (1/12/13), NFC-D	
4. Joe Montana.....	53
vs. NYG (12/29/84), NFC-D	
5. Frank Gore	42
vs. NO (1/14/12), NFC-D	
Steve Young.....	42
vs. Min. (1/9/88), NFC-D	

49ERS INDIVIDUAL PLAYOFF RECORDS - RECEIVING

MOST RECEPTIONS, Career

	<u>Player</u>	<u>Games</u>	<u>Recepts</u>
1.	Jerry Rice	23	124
2.	Roger Craig (RB)	16	63
3.	Brent Jones (TE)	21	60
4.	Dwight Clark	9	48
5.	John Taylor	17	46

MOST RECEPTIONS, Game

	<u>Player</u>	<u>Game</u>	<u>Recepts</u>
1.	Jerry Rice	vs. GB (1/6/96), NFC-D	11
2.	Jerry Rice	vs. Cin. (1/22/89), SB	11
3.	Jerry Rice	vs. SD (1/29/95), SB	10
4.	6 Players		9

MOST YARDS GAINED, Career

	<u>Player</u>	<u>Games</u>	<u>Yds</u>
1.	Jerry Rice	23	1,811
2.	Brent Jones (TE)	21	740
3.	John Taylor	17	734
4.	Dwight Clark	9	726
5.	Roger Craig (RB)	16	606

MOST YARDS GAINED, Game

	<u>Player</u>	<u>Game</u>	<u>Recepts</u>
1.	Jerry Rice	vs. Cin. (1/22/89), SB	215
2.	Vernon Davis (TE)	vs. NO (1/14/12), NFC-D	180
3.	Terrell Owens	vs. NYG (1/5/03), NFC-WC	177
4.	Jerry Rice	vs. SD (1/29/95), SB	149
5.	Jerry Rice	vs. Den. (1/28/90), SB	148

MOST RECEIVING YARDS PER GAME, Career (Min. 5 Recepts)

	<u>Player</u>	<u>Games</u>	<u>Avg</u>
1.	Vernon Davis (TE)	4	110.5
2.	Billy Wilson (E)	1	107.0
3.	Hugh McElhenny (RB)	1	96.0
4.	Dwight Clark	9	80.7
5.	Jerry Rice	23	78.7

MOST RECEIVING TOUCHDOWNS, Career

	<u>Player</u>	<u>TDs</u>
1.	Jerry Rice (23 games)	19
2.	John Taylor (17 games)	6
	Freddie Solomon (8 games)	6
4.	Vernon Davis, TE (4 games)	5
	Brent Jones, TE (21 games)	5
6.	Terrell Owens (9 games)	4

MOST RECEIVING TOUCHDOWNS, Game

	<u>Player</u>	<u>TDs</u>
1.	Jerry Rice	3
	vs. SD (1/29/95), SB	
	Jerry Rice	3
	vs. Den. (1/28/90), SB	
	Jerry Rice	3
	vs. Min. (1/1/89), NFC-D	
4.	11 players	2

HIGHEST RECEIVING AVERAGE, Career

(Min. 5 Recepts)

	<u>Player</u>	<u>Avg</u>
1.	Vernon Davis, TE (4 games)	27.6
2.	Gene Washington (5 games)	23.4
3.	Hugh McElhenny, RB (1 games)	16.0
4.	John Taylor (17 games)	15.8
5.	Freddie Solomon (8 games)	15.1

MOST 25+ YARD RECEPTIONS, Career

(Min. 5 Recepts)

	<u>Player</u>	<u>Recepts</u>
1.	Jerry Rice (23 games)	14
2.	Vernon Davis, TE (4 games)	9
3.	Terrell Owens (5 games)	5
4.	J.J. Stokes (8 games)	3
	John Taylor (17 games)	3

49ERS INDIVIDUAL PLAYOFF RECORDS - DEFENSE

MOST INTERCEPTIONS, Career

<u>Player</u>	<u>Games</u>	<u>Atts</u>
1. Ronnie Lott	19	8
2. Eric Davis	8	6
3. Riki Ellison	6	3
Dwight Hicks	8	3
Eric Wright	7	3

MOST INTERCEPTIONS, Game

<u>Player</u>	<u>Game</u>	<u>Atts</u>
1. Eric Davis	vs. Dal. (1/15/95), NFC-CG	2
Ronnie Lott	vs. Min. (1/1/89), NFC-D	2
Riki Ellison	vs. Det. (12/31/83), NFC-D	2
Ronnie Lott	vs. NYG (1/3/82), NFC-D	2
Skip Vanderbundt	vs. Dal. (12/23/72), NFC-D	2

LONGEST INTERCEPTION RETURN

<u>Player</u>	<u>Game</u>	<u>Return</u>
1. Michael Carter	vs. Was. (1/12/91), NFC-D	61t
2. Ronnie Lott	vs. Min. (1/6/90), NFC-D	58t
3. Jeff Fuller	vs. Min. (1/9/88), NFC-D	48t

MOST INTERCEPTION RETURN YARDS, Career

<u>Player</u>	<u>Games</u>	<u>Ret. Yds</u>
1. Ronnie Lott	19	152
2. Tim McKyer	8	68
3. Chet Brooks	2	66
4. Michael Carter	12	61
5. Eric Davis	8	51

MOST INTERCEPTION RETURN YARDS, Game

<u>Player</u>	<u>Game</u>	<u>Ret. Yds</u>
1. Michael Carter	vs. Was. (1/12/91), NFC-D	61
2. Ronnie Lott	vs. Min. (1/6/90), NFC-D	58
3. Jeff Fuller	vs. Min. (1/9/88), NFC-D	48
4. Eric Davis	vs. Dal. (1/15/95), NFC-CG	44
5. Dashon Goldson	vs. NO (1/14/12), NFC-D	41
Tim McKyer	vs. Min. (1/6/90), NFC-D	41

MOST SACKS, Career

(since 1982)

<u>Player</u>	<u>Sacks</u>
1. Charles Haley (12 games)	7.5
2. Tim Harris (6 games).....	6.5
3. Dwaine Board (7 games).....	6.5
4. Fred Dean (5 games).....	6.0
5. Pierce Holt (9 games).....	5.0
Dana Stubblefield (13 games)	5.0
Daniel Stubbs (4 games)	5.0

MOST SACKS, Game

(since 1982)

<u>Player</u>	<u>Sacks</u>
1. Pierce Holt	3.0
vs. Was. (1/9/93), NFC-D	
2. Ray McDonald	2.5
vs. NYG (1/22/12), NFC-CG	
Larry Roberts	2.5
vs. Min. (1/1/89), NFC-D	

49ERS INDIVIDUAL PLAYOFF RECORDS - RETURNS

PUNT RETURNS

MOST PUNT RETURNS, Career

Player	Games	Returns
1. John Taylor	17	18
2. Dana McLemore	7	17
3. Dexter Carter	8	10
Bruce Taylor	5	10
5. Kyle Williams	2	9

MOST PUNT RETURNS, Game

Player	Game	Returns
1. Kyle Williams	vs. NYG (1/22/12), NFC-CG	8
2. Dana McLemore	vs. Mia. (1/20/85), SB	5
3. John Taylor	at Chi. (1/8/89), NFC-CG	4
Dana McLemore	vs. Chi. (1/6/85), NFC-CG	4
5. Six Players		3

MOST PUNT RETURN YARDS, Career

Player	Games	Yds
1. John Taylor	17	189
2. Dana McLemore	7	156
3. Dexter Carter	8	80
4. Kyle Williams	2	76
5. Bruce Taylor	5	70

MOST PUNT RETURN YARDS, Game

Player	Game	Yds
1. Kyle Williams	vs. NYG (1/22/12), NFC-CG	70
2. Dana McLemore	vs. Chi. (1/6/85), NFC-CG	69
Bruce Taylor	at Min. (12/27/70), NFC-D	69
4. John Taylor	vs. Cin. (1/22/89), SB	56
5. Dana McLemore	vs. Mia. (1/20/85), SB	51

LONGEST PUNT RETURN, Game

Player	Game	Yds
1. John Taylor	vs. Cin. (1/22/89), SB	45
2. Dexter Carter	vs. NYG (1/15/94), NFC-D	31
John Taylor	vs. NYG (1/20/91), NFC-CG	31
4. Dana McLemore	vs. Mia. (1/20/85), SB	28
5. Kyle Williams	vs. NYG (1/22/12), NFC-CG	24

PUNT RETURN AVERAGE, Career

Player	Games	Avg
1. Freddie Solomon	8	12.5
Vinny Sutherland	3	12.5
3. John Taylor	7	10.5
4. Alan Grant	17	10.0
5. Dana McLemore	7	9.2

PUNT RETURN AVERAGE, Game

Player	Game	Avg
1. John Taylor	vs. Cin. (1/22/89), SB	18.7
2. Dana McLemore	vs. Chi. (1/6/85), NFC-CG	17.3
3. Bruce Taylor	at Min. (12/27/70), NFC-D	13.8
4. John Taylor	vs. Den. (1/28/90), SB	12.7
5. Dana McLemore	vs. Mia. (1/20/85), SB	10.2

-There has been no punt returned for a TD in franchise postseason history

KICKOFF RETURNS

MOST KICKOFF RETURNS, Career

Player	Games	Returns
1. Dexter Carter	8	19
2. Vinny Sutherland	3	13
3. R.W. McQuarters	2	9
Vic Washington	3	9
5. Three Players		7

MOST KICKOFF RETURNS, Game

Player	Game	Returns
1. R.W. McQuarters	vs. GB (1/3/99), NFC-WC	6
2. Dana McLemore	at Was. (1/8/84), NFC-CG	5
Vinny Sutherland	at GB (1/13/02), NFC-WC	5
Vinny Sutherland	vs. NYG (1/5/03), NFC-WC	5
5. Four Players		4

MOST KICKOFF RETURN YARDS, Career

Player	Games	Yds
1. Dexter Carter	8	341
2. Vinny Sutherland	3	282
3. Vic Washington	3	250
4. R.W. McQuarters	2	185
5. Amos Lawrence	3	165

MOST KICKOFF RETURNS, Game

Player	Game	Yds
1. Vic Washington	vs. Dal. (12/23/72), NFC-D	136
2. R.W. McQuarters	vs. GB (1/3/99), NFC-WC	128
3. Chuck Levy	vs. GB (1/11/98), NFC-CG	127
4. Vinny Sutherland	at GB (1/13/02), NFC-WC	99
5. Dana McLemore	at Was. (1/8/84), NFC-CG	98

LONGEST KICKOFF RETURN, Game

Player	Game	Yds
1. Vic Washington	vs. Dal. (12/23/72), NFC-D	97 ⁺ *
2. Chuck Levy	vs. GB (1/11/98), NFC-CG	95 ⁺ *
3. Marc Logan	vs. Dal. (1/17/93), NFC-CG	50
4. Kyle Williams	vs. NYG (1/22/12), NFC-CG	40
5. Dexter Carter	vs. Dal. (1/15/95), NFC-CG	34

*Only kickoffs returned for TDs in franchise postseason history

KICKOFF RETURN AVERAGE, Career

Player	Games	Avg
1. John Taylor	8	32.0
2. Chuck Levy	2	31.0
3. Vic Washington	2	27.8
4. Kyle Williams	1	26.3
5. Terrence Flagler	2	25.2

KICKOFF RETURN AVERAGE, Game

Player	Game	Avg
1. Vic Washington	vs. Dal. (12/23/72), NFC-D	45.3
2. Chuck Levy	vs. GB (1/11/98), NFC-CG	42.3
3. Amos Lawrence	vs. NYG (1/3/82), NFC-D	29.3
Vinny Sutherland	vs. TB (1/12/03), NFC-D	29.3
5. Kyle Williams	vs. NYG (1/22/12), NFC-CG	28.3

49ERS INDIVIDUAL PLAYOFF RECORDS - PUNTING

HIGHEST PUNTING AVERAGE, Career

<u>Player</u>	<u>Games</u>	<u>Avg</u>
1. Andy Lee	4	47.3
2. Reggie Roby	2	44.1
3. Jim Miller	3	41.5
4. Klaus Wilmsmeyer	7	41.2
5. Bill LaFleur	2	40.5

HIGHEST PUNTING AVERAGE, Game

<u>Player</u>	<u>Game</u>	<u>Avg</u>
1. Andy Lee	at Atl. (1/20/13), NFC-CG	50.3
2. Andy Lee	vs. NO (1/14/12), NFC-D	49.5
3. Reggie Roby	at Atl. (1/9/99), NFC-D	47.3
4. Jim Miller	at Cin. (1/24/82), SB	46.3
5. Andy Lee	vs. NYG (1/22/12), NFC-CG	45.5
Klaus Wilmsmeyer	at Dal. (1/23/94), NFC-CG	45.5

HIGHEST NET AVERAGE, Career

<u>Player</u>	<u>Games</u>	<u>Avg</u>
1. Reggie Roby	2	42.3
2. Andy Lee	4	41.9
3. Klaus Wilmsmeyer	7	39.0
4. Jim Miller	3	36.0
5. Max Runager	6	33.8

HIGHEST NET AVERAGE, Game

<u>Player</u>	<u>Game</u>	<u>Avg</u>
1. Reggie Roby	at Atl. (1/9/99), NFC-D	49.0
2. Klaus Wilmsmeyer	at Dal. (1/23/94), NFC-CG	44.0
3. Andy Lee	vs. NO (1/14/12), NFC-D	43.4
4. Tommy Thompson	vs. GB (1/6/96), NFC-D	40.6
5. Andy Lee	vs. NYG (1/22/12), NFC-CG	40.0

LONGEST PUNT, Game

<u>Player</u>	<u>Long</u>
1. Andy Lee	63
vs. NO (1/14/12), NFC-D	
2. Andy Lee	62
at Atl. (1/20/13), NFC-CG	
3. Andy Lee	59
vs. NYG (1/22/12), NFC-CG	
Steve Spurrier.....	59
at Min. (12/27/70), NFC-D	
Steve Spurrier.....	59
vs. Dal. (1/3/71), NFC-CG	

PUNTS INSIDE THE 20 YARD LINE, Career

<u>Player</u>	<u>In20</u>
1. Andy Lee (4 games)	10
Barry Helton (8 games).....	10
Klaus Wilmsmeyer (7 games).....	10
4. Max Runager (6 games).....	8
5. Reggie Roby (2 games).....	4
Tommy Thompson (5 games).....	4

MOST PUNTS, Career

<u>Player</u>	<u>Punts</u>
1. Barry Helton (8 games).....	35
2. Max Runager (6 games).....	33
3. Tommy Thompson (5 games).....	29
Steve Spurrier (4 games).....	29
5. Andy Lee (4 games)	24

MOST PUNTS, Game

<u>Player</u>	<u>Punts</u>
1. Andy Lee	10
vs. NYG (1/22/12), NFC-CG	
Max Runager.....	10
at NYG (1/4/87), NFC-D	
Steve Spurrier.....	10
vs. Was. (12/26/71), NFC-D	
4. Andy Lee	8
vs. NO (1/14/12), NFC-D	
Steve Spurrier.....	8
at Min. (12/27/70), NFC-D	

49ERS TEAM NFL PLAYOFF RECORDS

SCORING

Most Points, Game

- 55 vs. Den. (1/28/90), SB
- 49 vs. SD (1/29/95), SB
- 45 vs. GB (1/12/13), NFC-D

Most Points, Both Teams, Game

- 77 vs. NYG (1/5/03), NFC-WC
- 76 vs. GB (1/12/13), NFC-D
- 75 vs. SD (1/29/95), SB

Fewest Points, Both Teams, Game

- 14 vs. Phi. (12/29/96), NFC-WC, SF 14, Phi. 0
- 17 at Dal. (1/2/72), NFC-CG, Dal. 14, SF 3

Largest Margin of Victory, Game

- 45 vs. Den. (1/28/90), SB, SF 55, Den. 10

TOUCHDOWNS

Most Touchdowns, Game

- 8 vs. Den. (1/28/90), SB
- 7 vs. SD (1/29/95), SB

Most Touchdowns, Both Teams, Game

- 10 vs. NYG (1/5/03), NFC-WC, 49ers 5, NYG 5
- 10 vs. SD (1/29/95), SB, 49ers 7, SD 3
- 10 vs. GB (1/12/13), NFC-D, 49ers 6, GB 4

Fewest Touchdowns, Both Teams, Game

- 1 vs. NYG (1/20/91), NFC-CG, Giants 1, 49ers 0

FIELD GOALS

Most Field Goals, Game

- 4 vs. Cin. (1/24/82), SB

Most Field Goals Attempted, Game

- 4 (3x) last vs. LA Rams (1/14/90), NFC-CG

FIRST DOWNS

Most First Downs, Game

- 31 vs. Mia. (1/20/85), SB
- 31 vs. Min. (1/3/98), NFC-D
- 29 vs. GB (1/12/13), NFC-D
- 29 vs. LA Rams (1/14/90), NFC-CG

Fewest First Downs, Game

- 9 at NYG (1/4/87), NFC-D
- 9 at Dal. (1/2/72), NFC-CG
- 11 vs. Was. (12/26/71), NFC-D

Most First Downs, Rushing, Game

- 16 vs. Mia. (1/20/85), SB
- 15 vs. GB (1/12/13), NFC-D
- 15 vs. Min. (1/3/98), NFC-D

Fewest First Downs, Rushing, Game

- 1 (3x) last at TB (1/12/03), NFC-D

Most First Downs, Passing, Game

- 17 (3x) last vs. GB (1/6/96), NFC-D

Fewest First Downs, Passing, Game

- 6 (2x) last vs. Dal. (12/23/72), NFC-D

TOTAL NET YARDS

Most Net Yards Gained, Game

- 537 vs. Mia. (1/20/85), SB
- 461 vs. Den. (1/28/95), SB
- 455 vs. SD (1/29/95), SB

Fewest Net Yards Gained, Game

- 184 vs. NYG (1/4/87), NFC-D
- 196 at GB (1/4/97), NFC-D
- 228 at TB (1/12/03), NFC-D

Net Yards, Combined

- 892 vs. NYG (1/5/03), NFC-WC
- 879 vs. NO (1/14/12), NFC-D
- 851 vs. Mia. (1/20/85), SB
- 850 at Atl. (1/20/13), NFC-CG

RUSHING

Most Attempts, Game

- 45 vs. LA Rams (1/14/90), NFC-CG
- 44 vs. Den. (1/28/90), SB
- 43 vs. GB (1/12/13), NFC-D

Fewest Attempts, Game

- 11 vs. Dal. (1/3/71), NFC-CG
- 13 at TB (1/12/03), NFC-D

Most Rushing Yards, Game

- 323 vs. GB (1/12/13), NFC-D
- 211 vs. Mia. (1/20/85), SB
- 201 vs. Min. (1/1/89), NFC-D

Fewest Rushing Yards, Game

- 29 at NYG (1/4/87), NFC-D
- 33 vs. GB (1/11/98), NFC-CG
- 39 vs. NYG (1/20/91), NFC-CG

Most Rushing Touchdowns, Game

- 6 vs. NYG (1/15/94), NFC-D
- 5 vs. Chi. (1/7/95), NFC-D

PASSING

Most Attempts, Game

- 65 vs. GB (1/6/96), NFC-D
- 48 at NYG (12/28/85), NFC-WC
- 48 at Was. (1/8/84), NFC-CG

Fewest Attempts, Game

- 19 vs. Was. (12/26/71), NFC-D
- 21 vs. Phi. (12/29/96), NFC-WC

Most Completions, Game

- 32 vs. GB (1/6/96), NFC-D
- 28 vs. NYG (1/5/03), NFC-WC

Fewest Completions, Game

- 10 at Min. (12/26/71), NFC-D
- 12 (2x) last vs. NYG (1/22/12), NFC-CG

Most Yards Gained, Game

- 356 vs. NYG (1/5/03), NFC-WC
- 347 at Was. (1/8/84), NFC-CG
- 339 vs. Cin. (1/22/89), SB

Fewest Yards Gained, Game

- 128 at GB (1/4/97), NFC-D
- 148 vs. Cin. (1/24/82), SB
- 150 vs. Dal. (12/23/72), NFC-D

Most Sacks Allowed, Game

- 4 (8x) last: vs. NO (1/14/12), NFC-D

Most Touchdowns, Game

- 6 vs. SD (1/29/95), SB
- 5 vs. Den. (1/28/90), SB
- 4 vs. Min. (1/6/90), NFC-D

INTERCEPTIONS

Most Interceptions, Game

- 5 vs. Det. (12/31/83), NFC-D
- 4 vs. Min. (1/6/90), NFC-D

PUNTING

Most Punts, Game

- 10 vs. NYG (1/22/12), NFC-CG
- 10 at NYG (1/4/87), NFC-D
- 10 vs. Was. (12/26/71), NFC-D

Fewest Punts, Game

- 1 vs. Dal. (1/17/93), NFC-CG
- 2 (3x) last vs. Chi. (1/7/95), NFC-D

Highest Punting Average, Game (4+ punts)

- 49.5 vs. NO (1/14/12), NFC-D
- 47.3 at Atl. (1/9/99), NFC-D

Lowest Punting Average, Game (4+ punts)

- 30.8 vs. Min. (1/6/90), NFC-D

PENALTIES

Most Penalties, Game

- 14 vs. NYG (1/3/82), NFC-D
- 11 vs. NYG (1/4/87), NFC-D

Fewest Penalties, Game

- 0 vs. Chi. (1/8/89), NFC-CG
- 1 vs. Dal. (1/2/72), NFC-CG

Most Yards Penalized, Game

- 145 vs. NYG (1/3/82), NFC-D
- 106 vs. Dal. (1/10/82), NFC-CG
- 75 vs. Min. (1/9/88), NFC-D

Fewest Yards Penalized, Game

- 0 vs. Chi. (1/8/89), NFC-CG
- 10 vs. Mia. (1/20/85), SB

FUMBLES

Most Fumbles, Game

- 6 vs. Det. (12/22/57), NFLP

Most Fumbles Lost, Game

- 3 (3x) last vs. Was. (1/9/93), NFC-D

Most Fumbles Committed by Opponent, Game

- 5 vs. GB (1/4/97), NFC-D

Most Fumbles Lost by Opponent, Game

- 3 vs. NO (1/14/12), NFC-D
- 3 vs. Dal. (12/23/72), NFC-D
- 3 vs. Det. (12/22/57), NFLP

TURNOVERS

Most Turnovers, Game

- 6 vs. Dal. (1/10/82), NFC-CG

KICK RETURNS

Most Kickoff Returns, Game

- 8 vs. Min. (1/9/88), NFC-D
- 7 vs. NYG (1/5/03), NFC-WC
- 7 at NYG (1/4/87), NFC-D

Most Kickoff Return Yards, Game

- 162 at TB (1/12/03), NFC-D
- 146 at Dal. (12/23/72), NFC-D

Most Kickoff Returns Allowed, Game

- 9 vs. Den. (1/28/90), SB
- 8 vs. SD (1/29/95), SB

Most Kickoff Return Yards Allowed, Game

- 242 vs. SD (1/29/95), SB
- 196 vs. Den. (1/28/90), SB

Punt Returns, Game

- 8 vs. NYG (1/22/12), NFC-CG

Punt Return Yards, Game

- 70 vs. NYG (1/22/12), NFC-CG
- 69 vs. Chi. (1/6/85), NFC-CG
- 69 at Min. (12/27/70), NFC-D

Punt Returns Allowed, Game

- 7 at NYG (1/4/87), NFC-D

Punt Return Yards Allowed, Game

- 117 at GB (1/4/97), NFC-D

SACKS

Most Sacks Made, Game

- 9 vs. Chi. (1/6/85), NFC-CG
- 6 (5x) last vs. NYG (1/22/12), NFC-CG

Most Sacks Allowed, Game

- 4 (8x) last: vs. NO (1/14/12), NFC-D

NFC-WC: NFC Wild Card; **NFC-D:** NFC Divisional Playoff; **NFC-CG:** NFC Championship; **NFLP** – NFL Playoff Game; **SB:** Super Bowl
* denotes NFL playoff record

49ERS POSTSEASON GAME SUMMARIES

1957

Detroit Lions 31, 49ers 27
NFL Divisional Playoff
December 22 at Kezar Stadium
(San Francisco, CA)

San Francisco made its first playoff appearance as an NFL team a memorable one, but came up a bit short against the Detroit Lions at venerable Kezar Stadium. QB Y.A. Tittle completed 18-of-31 passes for 248 yards and three touchdowns for the 49ers. Tittle connected with HB R.C. Owens on a 34-yard scoring toss to record the first ever postseason touchdown for San Francisco. He also had touchdown connections with RB Hugh McElhenny and WR Billy Wilson. McElhenny caught six passes for a game-high 96 yards and rushed for 82 yards on 14 carries.

Lions	0	7	14	10	-	31
49ers	14	10	3	0	-	27

49ers—Owens 34 pass from Tittle (Soltau kick)
 49ers—McElhenny 47 pass from Tittle (Soltau kick)
 Lions—Junker 4 pass from Rote (Martin kick)
 49ers—Wilson 12 pass from Tittle (Soltau kick)
 49ers—Soltau 25 FG
 49ers—Soltau 10 FG
 Lions—Tracy 2 run (Martin kick)
 Lions—Tracy 58 run (Martin kick)
 Lions—Gedman 3 run (Martin kick)
 Lions—Martin 14 FG

1970

49ers 17, Minnesota 14
NFC Divisional Playoff
December 27 at Metropolitan Stadium
(Bloomington, MN)

QB John Brodie scored on a one-yard run with just under two minutes remaining to provide the difference as the 49ers claimed a 17-14 decision over Minnesota at a frigid Metropolitan Stadium. San Francisco was trailing 7-0 in the first quarter when Brodie connected with WR Dick Witcher on a 24-yard scoring toss. Brodie completed 16-of-32 passes for 201 yards and one touchdown.

49ers	7	3	0	7	-	17
Vikings	7	0	0	7	-	14

Vikings—Krause 22 fumble recovery (Cox kick)
 49ers—Witcher 24 pass from Brodie (Gossett kick)
 49ers—Gossett 40 FG
 49ers—Brodie 1 run (Gossett kick)
 Vikings—Washington 24 pass from Cuozzo (Cox kick)

1970

Dallas Cowboys 17, 49ers 10
NFC Championship
January 3 at Kezar Stadium
(San Francisco, CA)

QB John Brodie passed for 262 yards and one touchdown, but it wasn't enough as the Cowboys advanced to Super Bowl V with a 17-10 win over the 49ers at Kezar Stadium. RB Duane Thomas rushed for 143 yards and scored on a 13-yard run in the third quarter to put Dallas ahead 10-3. Later in the quarter QB Craig Morton connected with RB Walt Garrison on a five-yard toss to put the Cowboys up 17-3. San Francisco would add to its final score on its next possession with a 26-yard Brodie-to-WR Dick Witcher touchdown, capping an eight-play, 73-yard drive.

Cowboys	0	3	14	0	-	17
49ers	3	0	7	0	-	10

49ers—Gossett 16 FG
 Cowboys—Clark 21 FG
 Cowboys—Thomas 13 run (Clark kick)
 Cowboys—Garrison 5 pass from Morton (Clark kick)
 49ers—Witcher 26 pass from Brodie (Gossett kick)

1971

49ers 24, Washington Redskins 20
NFC Divisional Playoff
December 26 at Candlestick Park
(San Francisco, CA)

QB John Brodie completed 10-of-19 passes for 176 yards and two touchdowns as San Francisco advanced to the NFC Championship Game with a 24-20 win over Washington at a wet and windy Candlestick Park. Brodie hit WR Gene Washington on a 78-yard play for his first touchdown of the game that helped tie the score at 10-10. On the next 49ers possession Brodie connected with WR Bob Windsor on a two-yard toss into the corner of the end zone that led to a 17-10 lead. The 49ers would insure the victory when DT Bob Hoskins pounced on an errant snap from center and recovered it for a touchdown with just under three minutes remaining in the game. LB Frank Nunley led the defensive effort with 11 tackles and a blocked field goal.

Redskins	7	3	3	7	-	20
49ers	0	3	14	7	-	24

Redskins—Smith 5 pass from Kilmer (Knight kick)
 49ers—Gossett 23 FG
 Redskins—Knight 40 FG
 49ers—Washington 78 pass from Brodie (Gossett kick)
 49ers—Windsor 2 pass from Brodie (Gossett kick)
 Redskins—Knight 36 FG
 49ers—Hoskins rec. fumble in end zone (Gossett kick)
 Redskins—Brown 16 pass from Kilmer (Knight kick)

Dallas Cowboys 14, 49ers 3
NFC Championship
January 2 at Texas Stadium
(Irving, TX)

San Francisco and Dallas combined for just 483 yards of total offense in a low-scoring affair at Texas Stadium. The Cowboys received rushing touchdowns from RB Calvin Hill and RB Duane Thomas as they posted a 14-3 win and earned a bid to Super Bowl VI. San Francisco was paced offensively by RB Vic Washington with 86 yards of total offense. QB John Brodie completed 14-of-30 passes for 184 yards, but was intercepted three times. DE Cedrick Hardman had a big game with 12 tackles, including two sacks. DE Tommy Hart and LB Frank Nunley had 11 tackles each.

49ers	0	0	3	0	-	3
Cowboys	0	7	0	7	-	14

Cowboys—Hill 1 run (Clark kick)
 49ers—Gossett 28 FG
 Cowboys—D. Thomas 2 run (Clark kick)

1972

Dallas Cowboys 30, 49ers 28
NFC Divisional Playoff
December 23 at Candlestick Park
(San Francisco, CA)

QB Roger Staubach came off the bench to rally the Dallas Cowboys with two touchdown passes in the closing minutes of regulation to post a 30-28 come-from-behind win over the 49ers. Staubach connected with WR Billy Parks on a 20-yard touchdown with 1:30 remaining in the game. On the ensuing onside kick the Cowboys recovered and three plays later Staubach connected with WR Ron Sellers for the game winner. The outcome overshadowed several sparkling individual efforts for the 49ers. RB Vic Washington set a club record with his 97-yard touchdown return on the opening kickoff. RB Larry Schreiber also established a then club record by scoring three rushing touchdowns. LB Ed Beard led the Niners defense with 10 tackles while DE Cedrick Hardman added three sacks.

Cowboys	3	10	0	17	-	30
49ers	7	14	7	0	-	28

49ers—Washington 97 kickoff return (Gossett kick)
 Cowboys—Fritsch 37 FG
 49ers—Schreiber 1 run (Gossett kick)
 49ers—Schreiber 1 run (Gossett kick)
 Cowboys—Fritsch 45 FG
 Cowboys—Alworth 28 pass from Morton (Fritsch kick)
 49ers—Schreiber 1 run (Gossett kick)
 Cowboys—Fritsch 27 FG
 Cowboys—Parks 20 pass from Staubach (Fritsch kick)
 Cowboys—Sellers 10 pass from Staubach (Fritsch kick)

1981

49ers 38, New York Giants 24
NFC Divisional Playoff
January 3 at Candlestick Park
(San Francisco, CA)

San Francisco returned to the playoffs for the first time since 1972 and posted its first postseason win since 1971 with a 38–24 triumph over the visiting New York Giants. Aiding the 49ers cause was CB Ronnie Lott, who intercepted two passes, including one he returned 20 yards for a touchdown, and recorded five tackles. Offensively, the Niners were paced by QB Joe Montana, who completed 20-of-31 passes for 304 yards and two touchdowns. Montana hit TE Charle Young on an eight-yard toss in the first quarter and connected with WR Freddie Solomon on a 58-yard strike in the second. Solomon finished the day with six receptions for 107 yards. He was joined by WR Dwight Clark who had five receptions for 104 yards.

Giants	7	3	7	7	–	24
49ers	7	17	0	14	–	38

49ers— Young 8 pass from Montana (Wersching kick)
 Giants— Gray 72 pass from Brunner (Danelo kick)
 49ers— Wersching 22 FG
 49ers— Solomon 58 pass from Montana (Wersching kick)
 49ers— Patton 25 run (Wersching kick)
 Giants— Danelo 48 FG
 Giants— Perkins 59 pass from Brunner (Danelo kick)
 49ers— Ring 3 run (Wersching kick)
 49ers— Lott 20 interception (Wersching kick)
 Giants— Perkins 17 pass from Brunner (Danelo kick)

49ers 28, Dallas Cowboys 27
NFC Championship
January 10 at Candlestick Park
(San Francisco, CA)

In the most memorable playoff game to date, the 49ers and Cowboys staged an epic battle. In what was a fitting end for some and a heartbreaking one for others, it was the 49ers who came out on top 28–27. QB Joe Montana capped a brilliant day with a six-yard touchdown pass to WR Dwight Clark late in the fourth quarter to overcome a six-point deficit. “The Catch,” as it would come to be known, capped a 13-play, 89-yard drive that took over four minutes off the clock. Montana finished the day with 286 yards on 22-of-35 passing and three touchdowns. Clark posted eight receptions for 120 yards and two touchdowns.

Cowboys	10	7	0	10	–	27
49ers	7	7	7	7	–	28

49ers— Solomon 8 pass from Montana (Wersching kick)
 Cowboys— Septien 44 FG
 Cowboys— Hill 26 pass from White (Septien kick)
 49ers— Clark 20 pass from Montana (Wersching kick)
 Cowboys— Dorsett 5 run (Septien kick)
 49ers— Davis 2 run (Wersching kick)
 Cowboys— Septien 22 FG
 Cowboys— Cosbie 21 pass from White (Septien kick)
 49ers— Clark 6 pass from Montana (Wersching kick)

49ers 26, Cincinnati Bengals 21
Super Bowl XVI
January 24 at Silverdome
(Pontiac, MI)

QB Joe Montana accounted for two first half touchdowns and K Ray Wersching added two field goals as San Francisco built a 20–0 lead at the half and held on for a 26–21 victory over the Bengals for its first Super Bowl Championship. Montana scored on a one-yard run in the first quarter and in the second he led the team on a 12-play, 92-yard drive that resulted in an 11-yard scoring toss to FB Earl Cooper. For the game, Montana completed 14-of-22 passes for 157 yards. Wersching also had an impressive outing. The veteran kicker connected on all four field goal attempts in the game, hitting from 22, 26, 40 and 23 yards. The 49ers defense kept the potent Bengals attack in check for much of the game. Cincinnati QB Ken Anderson warmed up in the second half with three touchdowns, two of them on pass plays to TE Dan Ross, but two fourth quarter field goals by Wersching put the game out of reach. LB Jack Reynolds keyed the 49ers defense with seven tackles and one sack. LB Bob Leopold also recorded seven tackles and NT Archie Reese added six stops.

49ers	7	13	0	6	–	26
Bengals	0	0	7	14	–	21

49ers— Montana 1 run (Wersching kick)
 49ers— Cooper 11 pass from Montana (Wersching kick)
 49ers— Wersching 22 FG
 49ers— Wersching 26 FG
 Bengals— Anderson 5 run (Breech kick)
 Bengals— Ross 4 pass from Anderson (Breech kick)
 49ers— Wersching 40 FG
 49ers— Wersching 23 FG
 Bengals— Ross 3 pass from Anderson (Breech kick)

Lions— Murray 37 FG
 49ers— Craig 1 run (Wersching kick)
 49ers— Tyler 2 run (Wersching kick)
 Lions— Murray 21 FG
 Lions— Murray 54 FG
 49ers— Wersching 19 FG
 Lions— Sims 11 run (Murray kick)
 Lions— Sims 3 run (Murray kick)
 49ers— Solomon 14 pass from Montana (Wersching kick)

Washington Redskins 24, 49ers 21
NFC Championship
January 8 at RFK Stadium
(Washington, DC)

Mark Moseley connected on a 25-yard field goal with 40 seconds remaining to hand San Francisco a heartbreaking 24–21 defeat in the NFC Championship Game at RFK Stadium. The defeat was especially hard to swallow after the 49ers fought back from a 21–0 deficit with 21 fourth-quarter points. QB Joe Montana hit WR Mike Wilson on a five-yard scoring strike 30 seconds into the fourth, snapping the shutout. On the next 49ers possession, Montana hit WR Freddie Solomon on a 76-yard bomb to pull within seven at 21–14. The Redskins went three-and-out on their next possession, which led to another Montana-to-Wilson touchdown and a tie ballgame. Unfortunately for the 49ers, the Redskins would launch a six-minute drive that led to the Moseley field goal and the end of the season. Montana finished the game with his typically excellent numbers: 27-of-48 for 347 yards and three touchdowns. Solomon caught eight passes for 106 yards and one touchdown. DT Pete Kugler led the defensive charge with 10 tackles. He was joined by S Carlton Williamson with eight tackles and LBs Riki Ellison and Keena Turner had six stops each.

49ers	0	0	0	21	–	21
Redskins	0	7	14	3	–	24

Redskins— Riggins 4 run (Moseley kick)
 Redskins— Riggins 1 run (Moseley kick)
 Redskins— Brown 70 pass from Theismann (Moseley kick)
 49ers— Wilson 5 pass from Montana (Wersching kick)
 49ers— Solomon 76 pass from Montana (Wersching kick)
 49ers— Wilson 12 pass from Montana (Wersching kick)
 Redskins— Moseley 25 FG

1983

49ers 24, Detroit Lions 23
NFC Divisional Playoff
December 31 at Candlestick Park
(San Francisco, CA)

WR Freddie Solomon caught a 14-yard touchdown pass from QB Joe Montana with two minutes remaining to give San Francisco a 24–23 win over the visiting Detroit Lions and earn a berth in the NFC Championship Game. San Francisco’s defense kept the team alive on several occasions, intercepting Detroit QB Gary Danielson five times. LB Riki Ellison had two interceptions while LB Keena Turner, S Dwight Hicks and CB Ronnie Lott had one apiece. RB Wendell Tyler and RB Roger Craig each scored a touchdown for San Francisco. Tyler rushed for 74 yards on 17 carries and also caught two passes for 15 yards. Craig led the Niners in receiving with seven receptions for 61 yards.

Lions	3	6	0	14	–	23
49ers	7	7	3	7	–	24

1984

49ers 21, New York Giants 10
NFC Divisional Playoff
December 29 at Candlestick Park
(San Francisco, CA)

QB Joe Montana rushed for 63 yards, passed for 309 yards and the 49ers earned a date in the NFC Championship Game with a 21–10 win over the New York Giants. San Francisco drew first blood when Montana hooked up with his favorite target, WR Dwight Clark, on a 21–yard scoring toss just three minutes into the first quarter. Clark would finish the day with 112 yards on nine receptions. On the Giants next possession, it was S Ronnie Lott who intercepted a QB Phil Simms pass and returned it 38 yards to the New York 12–yard line. Two plays later, Montana hit TE Russ Francis on a nine–yard strike to extend the lead to 14–0. New York would pull within three following LB Harry Carson's interception and touchdown return off a tipped Montana pass seven minutes into the second quarter. Three minutes later, the 49ers answered when Montana hit WR Freddie Solomon on a 29–yard scoring completion to put San Francisco up 21–10. DE Fred Dean recorded seven tackles and two sacks for the inspired 49ers defense. LB Jack Reynolds added five tackles.

Giants	0	10	0	0	–	10
49ers	14	7	0	0	–	21

49ers— Clark 21 pass from Montana (Wersching kick)
 49ers— Francis 9 pass from Montana (Wersching kick)
 Giants— Haji–Sheikh 46 FG
 Giants— Carson 14 interception return (Haji–Sheikh kick)
 49ers— Solomon 29 pass from Montana (Wersching kick)

49ers 23, Chicago Bears 0
NFC Championship
January 6 at Candlestick Park
(San Francisco, CA)

San Francisco advanced to Super Bowl XIX with a 23–0 win over the visiting Chicago Bears. The story of the day was the 49ers defense that recorded nine sacks and held the Bears to 186 yards of total offense. Leading the charge for the defense were DE Gary Johnson and DT Michael Carter. Neither Johnson nor Carter were starters in the game, yet they led the squad with two sacks and six tackles each. LB Riki Ellison recorded a team–high eight tackles. Offensively, San Francisco was led by QB Joe Montana and RB Wendell Tyler. Montana threw for 233 yards and one touchdown, a 10–yard toss to WR Freddie Solomon in the fourth quarter. Tyler had 68 yards on 10 carries and scored on a nine–yard jaunt early in the third quarter.

Bears	0	0	0	0	–	0
49ers	3	3	7	10	–	23

49ers— Wersching 21 FG
 49ers— Wersching 22 FG
 49ers— Tyler 9 run (Wersching kick)
 49ers— Solomon 10 pass from Montana (Wersching kick)
 49ers— Wersching 34 FG

49ers 38, Miami Dolphins 16
Super Bowl XIX
January 20 at Stanford Stadium
(Palo Alto, CA)

QB Joe Montana passed for 331 yards and accounted for four touchdowns to lead San Francisco to a 38–16 win over the Miami Dolphins. For his efforts, Montana was named Super Bowl MVP for the second time in his career. The game was played at nearby Stanford Stadium in Palo Alto in front of 84,059 fans. Montana's first touchdown of the day came on a 33–yard strike to RB Carl Monroe late in the first quarter. He followed that with an eight–yard scoring toss to RB Roger Craig in the second quarter. On the next 49ers possession, Montana added his third score of the day, this time taking it in himself on a six–yard run. His fourth and final score came on a 16–yard pass to Craig midway through the third quarter. Craig also had an impressive day totaling 135 yards of total offense and added two scores. San Francisco rolled up an impressive 537 yards of total offense in the game, including 211 rushing yards. S Carlton Williamson and CB Eric Wright each intercepted a QB Dan Marino pass. LB Keena Turner led the team with six tackles.

Dolphins	10	6	0	0	–	16
49ers	7	21	10	0	–	38

Dolphins— von Schamann 37 FG
 49ers— Monroe 33 pass from Montana (Wersching kick)
 Dolphins— Johnson 2 pass from Marino (von Schamann kick)
 49ers— Craig 8 pass from Montana (Wersching kick)
 49ers— Montana 6 run (Wersching kick)
 49ers— Craig 2 run (Wersching kick)
 Dolphins— von Schamann 31 FG
 Dolphins— von Schamann 30 FG
 49ers— Wersching 27 FG
 49ers— Craig 16 pass from Montana (Wersching kick)

1985

New York Giants 17, 49ers 3
NFC Wild Card
December 28 at Giants Stadium
(Meadowlands, NJ)

San Francisco posted more yards of total offense than the host Giants, yet it wasn't enough as New York rolled up a 17–3 win in the NFC Wild Card Game. QB Joe Montana completed 26–of–47 passes for 296 yards for the 49ers in the losing effort. WR Dwight Clark caught a postseason career–high eight passes for 120 yards. The Giants were led by RB Joe Morris who gained 141 yards on the ground and QB Phil Simms who passed for 181 yards and two touchdowns. Defensively, San Francisco was paced by LB Keena Turner with seven tackles and S Ronnie Lott, who added five stops.

49ers	0	3	0	0	–	3
Giants	3	7	7	0	–	17

Giants— Schubert 47 FG
 Giants— Bavaro 18 pass from Simms (Schubert kick)
 49ers— Wersching 21 FG
 Giants— Hasselbeck 3 pass from Simms (Schubert kick)

1986

New York Giants 49, 49ers 3
NFC Divisional Playoff
January 4 at Giants Stadium
(Meadowlands, NJ)

QB Phil Simms threw four touchdown passes and RB Joe Morris rushed for 159 yards as the New York Giants defeated San Francisco for the second consecutive season in a playoff game at Giants Stadium. San Francisco was held to 29 yards on the ground and 184 yards of total offense by a Giants defense led by LB Lawrence Taylor and LB Harry Carson. Carson posted nine tackles and Taylor returned an interception 34 yards for a touchdown. Simms threw four touchdown passes and Morris rushed for 159 yards and two scores to lead a potent New York offense.

49ers	3	0	0	0	–	3
Giants	7	21	21	0	–	49

Giants— Bavaro 24 pass from Simms (Allegre kick)
 49ers— Wersching 26 FG
 Giants— Morris 45 run (Allegre kick)
 Giants— Johnson 15 pass from Simms (Allegre kick)
 Giants— Taylor 34 interception return (Allegre kick)
 Giants— McConkey 28 pass from Simms (Allegre kick)
 Giants— Mowat 29 pass from Simms (Allegre kick)
 Giants— Morris 2 run (Allegre kick)

1987

Minnesota Vikings 36, 49ers 24
NFC Divisional Playoff
January 9 at Candlestick Park
(San Francisco, CA)

Minnesota WR Anthony Carter and K Chuck Nelson each established NFL postseason records as the Vikings posted a 36–24 win over hometown San Francisco at Candlestick Park. Carter caught 10 passes from QB Wade Wilson for an NFL postseason record 227 yards. Carter broke the old record of 198 yards that was set by E Tom Fears of the Los Angeles Rams in 1950 against the Chicago Bears. Nelson set his record by kicking five field goals, breaking the old mark of four that was done eight times. San Francisco was led offensively by QB Steve Young, who spelled QB Joe Montana early in the second half. Young completed 12–of–17 passes for 158 yards and one touchdown. He also ran for a team–high 72 yards on six carries and had a five–yard touchdown run.

Vikings	3	17	10	6	–	36
49ers	3	0	14	7	–	24

Vikings— Nelson 21 FG
 49ers— Wersching 43 FG
 Vikings— Hilton 7 pass from Wilson (Nelson kick)
 Vikings— Nelson 23 FG
 Vikings— Rutland 45 interception return (Nelson kick)
 49ers— Fuller 48 interception return (Wersching kick)
 Vikings— Jones 5 pass from Wilson (Nelson kick)
 49ers— Young 5 run (Wersching kick)
 Vikings— Nelson 40 FG
 Vikings— Nelson 46 FG
 49ers— Frank 16 pass from Young (Wersching kick)
 Vikings— Nelson 23 FG

1988

49ers 34, Minnesota Vikings 9
NFC Divisional Playoff
January 1 at Candlestick Park
(San Francisco, CA)

RB Roger Craig and WR Jerry Rice entered the NFL record books as the 49ers advanced to the NFC Championship Game with a convincing 34–9 win over the visiting Minnesota Vikings at Candlestick. Rice set a record, that he shares with five other players, with three touchdown receptions. He scored on receptions of two, four and 11 yards, all thrown by QB Joe Montana. Rice closed the day with five receptions for 61 yards. Craig entered the record book courtesy of his 80–yard touchdown run in the fourth quarter. The run was the longest touchdown run and the longest run from scrimmage in team postseason history. Craig broke the old record established by RB Marcus Allen with his 74–yard touchdown run against the Washington Redskins in 1983. Craig finished the day with 135 yards on 21 carries and two touchdowns. The 49ers defense also posted a strong day, recording six sacks, two interceptions and one fumble recovery. S Ronnie Lott had a big day with four tackles, two interceptions and three passes defended. DE Larry Roberts recorded two and a half sacks.

Vikings	3	0	6	0	–	9
49ers	7	14	0	13	–	34

Vikings— Nelson 47 FG
 49ers— Rice 2 pass from Montana (Cofer kick)
 49ers— Rice 4 pass from Montana (Cofer kick)
 49ers— Rice 11 pass from Montana (Cofer kick)
 Vikings— H. Jones 5 pass from Wilson (Nelson kick)
 49ers— Craig 4 run (Cofer kick)
 49ers— Craig 80 run (Cofer kick)

49ers 28, Chicago Bears 3
NFC Championship
January 8 at Soldier Field
(Chicago, IL)

Game time temperatures were in the teens and the wind chill was 26 below zero, but the San Francisco 49ers were hot, as they rolled to a 28–3 win over the Chicago Bears at Soldier Field. QB Joe Montana hit WR Jerry Rice on a 61–yard scoring toss in the first quarter and a 27–yard scoring toss in the second as the 49ers took a 14–3 lead into the half. In the third quarter, it was again the mastery of Montana, who connected with TE John Frank on a five–yard touchdown pass to extend the lead to 21–3. FB Tom Rathman capped a solid day with a four–yard burst into the end zone with 8:07 remaining in the fourth quarter. Rathman finished with 36 yards rushing and caught five passes for 51 yards. The San Francisco defensive charge was led by LB Mike Walter, who posted a game–high 11 tackles and forced a fumble. S Jeff Fuller recorded nine tackles and intercepted a pass. Offensively, Rice finished with 11 receptions for 133 yards and two touchdowns while Montana completed 17–of–27 passes for 288 yards.

49ers	7	7	7	7	–	28
Bears	0	3	0	0	–	3

49ers— Rice 61 pass from Montana (Cofer kick)
 49ers— Rice 27 pass from Montana (Cofer kick)
 Bears— Butler 25 FG
 49ers— Frank 5 pass from Montana (Cofer kick)
 49ers— Rathman 4 run (Cofer kick)

49ers 20, Cincinnati Bengals 16
Super Bowl XXIII
January 22 at Joe Robbie Stadium
(Miami, FL)

In what proved to be the most exciting Super Bowl game of the decade, it was the play of a collected veteran that delivered San Francisco its third NFL Championship. QB Joe Montana connected on 23–of–36 passes for 357 yards, but no completion would be more important than his last. The game opened at a stand still with neither team having any ability to move the ball offensively. San Francisco opened the scoring on a 41–yard field goal by K Mike Cofer late in the first quarter. The Bengals responded with K Jim Breech's 34–yard field goal and the teams headed to the half locked in a 3–3 tie. The third quarter began with the teams trading field goals before the Bengals broke the touchdown drought. Following a 49ers field goal, Cincinnati KR Stanford Jennings took the Cofer kickoff and returned it 93 yards for a touchdown. It didn't take long for San Francisco to respond. Montana hit WR Jerry Rice for a 31–yard completion and followed that with a swing pass that RB Roger Craig turned into a 40–yard gain. Two plays and 16 seconds later, Montana found Rice in the corner of the end zone for a 10–yard touchdown. An 11–play, 46–yard drive by the Bengals resulted in a 46–yard field goal by Breech, giving Cincinnati a 16–13 lead and leaving the 49ers just 3:20 on the clock. San Francisco received the kickoff and returned it to the 20, but a penalty moved the ball back to the eight–yard line. What happened next is legendary. Montana connected on five consecutive passes to move the ball to the Bengals 35. A holding penalty moved the ball back 10 yards, but Montana responded with a 27–yard completion to Rice and another first down. A quick hit to Craig followed by a timeout left the Niners with second and two from the Bengals 10–yard line. Following the timeout, Montana hit WR John Taylor in the middle of the end zone for a touchdown and San Francisco had its third Super Bowl title of the decade.

Bengals	0	3	10	3	–	16
49ers	3	0	3	14	–	20

49ers— Cofer 41 FG
 Bengals— Breech 34 FG
 Bengals— Breech 43 FG
 49ers— Cofer 32 FG
 Bengals— Jennings 93 kickoff return (Breech kick)
 49ers— Rice 14 pass from Montana (Cofer kick)
 Bengals— Breech 40 FG
 49ers— Taylor 10 pass from Montana (Cofer kick)

1989

49ers 41, Minnesota Vikings 13
NFC Divisional Playoff
January 6 at Candlestick Park
(San Francisco, CA)

QB Joe Montana threw four touchdown passes and RB Roger Craig rushed for 118 yards as the 49ers advanced to the NFC Championship Game with a convincing 41–13 win over the visiting Minnesota Vikings at Candlestick Park. The Vikings opened the scoring on a K Rich Karlis field goal nine minutes into the first quarter, but from that point on it was all San Francisco. The 49ers erupted for 28 consecutive points before halftime to put the game away early. Just 20 seconds after the Vikings initial score, Montana connected with WR Jerry Rice for the first of his four touchdown passes of the afternoon. The play started simply enough before, in true Rice fashion, he turned a seven–yard gain into a 72–yard touchdown. Following an interception by S Chet Brooks, Montana hit TE Brent Jones for an eight–yard touchdown pass and the rout was on. Montana would add touchdown passes to WR John Taylor and another to Rice before handing the game over to reserve QB Steve Young. On the day, Montana completed 17–of–24 passes for 241 yards. The 49ers defense would also contribute a score, courtesy of S Ronnie Lott, who intercepted a QB Tommy Kramer pass and returned it 58 yards for a touchdown.

Vikings	3	0	3	7	–	13
49ers	7	20	0	14	–	41

Vikings— Karlis 38 FG
 49ers— Rice 72 pass from Montana (Cofer kick)
 49ers— Jones 8 pass from Montana (Cofer kick)
 49ers— Taylor 8 pass from Montana (kick failed)
 49ers— Rice 13 pass from Montana (Cofer kick)
 Vikings— Karlis 44 FG
 49ers— Lott 58 interception return (Cofer kick)
 49ers— Craig 4 run (Cofer kick)
 Vikings— Fenney 3 run (Karlis kick)

49ers 30, Los Angeles Rams 3
NFC Championship
January 14 at Candlestick Park
(San Francisco, CA)

The 49ers defense intercepted QB Jim Everett three times and held the Los Angeles Rams to 156 yards of total offense as San Francisco earned its fourth trip to the Super Bowl of the decade with a 30–3 win at Candlestick Park in the NFC Championship Game. San Francisco QB Joe Montana was superb in his direction of the 49ers offense, completing 26–of–30 passes for 262 yards and two touchdowns. His first touchdown pass of the game came with 11:27 remaining in the second quarter when he hit TE Brent Jones on a 20–yard strike to give the 49ers a 7–3 lead. CB Tim McKyer intercepted an Everett pass giving the 49ers possession at the Los Angeles 27–yard line. A five–play drive culminated in a one–yard touchdown run by RB Roger Craig. It wouldn't take long for San Francisco to

strike again. Gaining possession with 3:10 remaining in the second, Montana calmly directed a 14-play, 97-yard drive that ended with an 18-yard scoring toss to WR John Taylor. K Mike Cofer accounted for the final nine points on three field goals in the second half. Offensively, Montana was joined by Craig, who rushed for 94 yards on 24 carries. WR Jerry Rice caught six passes for 55 yards and FB Tom Rathman added 63 yards rushing and 48 yards receiving.

Rams	3	0	0	0	—	3
49ers	0	21	3	6	—	30

Rams— Lansford 23 FG
 49ers— Jones 20 pass from Montana (Cofer kick)
 49ers— Craig 1 run (Cofer kick)
 49ers— Taylor 18 pass from Montana (Cofer kick)
 49ers— Cofer 28 FG
 49ers— Cofer 36 FG
 49ers— Cofer 25 FG

49ers 55, Denver Broncos 10
Super Bowl XXIV
January 28 at Louisiana Superdome
(New Orleans, LA)

WR Jerry Rice scored three touchdowns, FB Tom Rathman scored twice and QB Joe Montana earned his third Super Bowl MVP award as the San Francisco 49ers cruised to their fourth NFL Championship of the decade with a resounding 55–10 win over the Denver Broncos. The game was played before a crowd of 72,919 at the Louisiana Superdome in New Orleans, LA. Rice scored on touchdown catches of 20, 38 and 28 yards en route to a seven-reception, 148-yard outing. Rathman scored his two touchdowns on runs of one and three yards. The real story of the game was the play of Montana. He completed a sensational 22-of-29 passes for 297 yards and five touchdowns. He was masterful in his direction of the 49ers offense, leading the team on scoring drives of 66, 69 and 71 yards. The 49ers defense proved to be as devastating as the offense. San Francisco harassed Denver QB John Elway all game, intercepting him twice and sacking him on six occasions. DE Daniel Stubbs led the way with two sacks and was joined by four others who had one sack each. DE Kevin Fagan had six tackles and LB Matt Millen added five.

49ers	13	14	14	14	—	55
Broncos	3	0	7	0	—	10

49ers— Rice 20 pass from Montana (Cofer kick)
 Broncos— Treadwell 42 FG
 49ers— Jones 7 pass from Montana (kick failed)
 49ers— Rathman 1 run (Cofer kick)
 49ers— Rice 38 pass from Montana (Cofer kick)
 49ers— Rice 28 pass from Montana (Cofer kick)
 49ers— Taylor 35 pass from Montana (Cofer kick)
 Broncos— Elway 3 run (Treadwell kick)
 49ers— Rathman 3 run (Cofer kick)
 49ers— Craig 1 run (Cofer kick)

1990

49ers 28, Washington Redskins 10
NFC Divisional Playoff
January 12 at Candlestick Park
(San Francisco, CA)

QB Joe Montana completed 22-of-31 passes for 274 yards and two touchdowns as San Francisco advanced to the NFC Championship Game with a 28–10 win over the visiting Washington Redskins. The Redskins opened the scoring on a 31-yard touchdown reception from QB Mark Rypien to WR Art Monk. The 49ers answered with a one-yard touchdown run by FB Tom Rathman that capped an eight-play, 74-yard drive to tie the score at 7–7. Washington added a 44-yard field goal by K Chip Lohmiller just before the end of the first quarter to take a 10–7 lead. That would be all of the scoring for the Redskins as the 49ers would reel off 21 consecutive points over the next three quarters. Montana hit WR Jerry Rice on a 10-yard strike to complete a 10-play drive, giving San Francisco its first lead of the game four minutes into the second quarter. Five minutes later, the 49ers would extend their lead to 21–10 thanks to an eight-yard touchdown pass from Montana to WR Mike Sherrard. It was the 49ers defense that would cap the scoring for the day. Following a scoreless third quarter, DT Michael Carter intercepted a Rypien pass that had been tipped by DE Charles Haley and returned it 61 yards for a touchdown. CB Don Griffin and DE Kevin Fagan had seven tackles each to lead the 49ers defense.

Redskins	10	0	0	0	—	10
49ers	7	14	0	7	—	28

Redskins— Monk 31 pass from Rypien (Lohmiller kick)
 49ers— Rathman 1 run (Cofer kick)
 Redskins— Lohmiller 44 FG
 49ers— Rice 10 pass from Montana (Cofer kick)
 49ers— Sherrard 8 pass from Montana (Cofer kick)
 49ers— Carter 61 interception return (Cofer kick)

New York Giants 15, 49ers 13
NFC Championship
January 20 at Candlestick Park
(San Francisco, CA)

Kickers and defense were the story of the day at Candlestick as the Giants used five field goals from K Matt Bahr and the Giants defense held San Francisco to 39 yards on the ground to defeat the 49ers 15–13. In the first two quarters, it was Bahr and 49ers K Mike Cofer who provided all the scoring. Bahr connected on a pair of field goals from 28 and 42 yards out. Cofer added field goals of 47 and 35 yards, and the teams entered the half in a 6–6 tie. San Francisco opened the scoring in the third quarter on a 61-yard touchdown pass to WR John Taylor from QB Joe Montana to take a 13–6 lead. From that point on, it was all New York and Matt Bahr. Bahr kicked field goals of 46 and 38 yards to pull the Giants within one at 13–12 with 5:47 remaining. San Francisco took over at its own 20-yard line, but five plays later DT Erik Howard forced a 49ers fumble and LB Lawrence Taylor recovered at

the Giants 43-yard line with 2:36 remaining. A pair of QB Jeff Hostetler completions to TE Mark Bavaro and WR Stephen Baker had the Giants in field goal range at the 49ers 29-yard line with 1:10 remaining in the contest. Three plays later Bahr added his fifth field goal of the day, this one from 42 yards away, as time expired. Montana completed 18-of-26 passes for 190 yards and one touchdown. Taylor caught two passes for 75 yards, including the 61-yard touchdown. WR Jerry Rice added five catches for 54 yards. Defensively, San Francisco was led by LB Bill Romanowski's seven tackles. DT Jim Burt, DT Pierce Holt and DE Charles Haley added one sack each.

Giants	3	3	3	6	—	15
49ers	3	3	7	0	—	13

49ers— Cofer 47 FG
 Giants— Bahr 28 FG
 Giants— Bahr 42 FG
 49ers— Cofer 35 FG
 49ers— Taylor 61 pass from Montana (Cofer kick)
 Giants— Bahr 46 FG
 Giants— Bahr 38 FG
 Giants— Bahr 42 FG

1992

49ers 20, Washington Redskins 13
NFC Divisional Playoff
January 9 at Candlestick Park
(San Francisco, CA)

QB Steve Young threw for 227 yards, including two touchdown passes, and rushed for an additional 73 yards to lead San Francisco to a hard fought 20–13 win over the visiting Redskins at Candlestick Park. Young tossed a five-yard touchdown pass to WR John Taylor to open the scoring at the 11:48 mark of the first quarter. The teams traded field goals, and then Young hit TE Brent Jones on a 16-yard scoring strike and K Mike Cofer added the extra point to give San Francisco a 17–3 lead at halftime. The Redskins answered with 10 consecutive points on a K Chip Lohmiller field goal and a QB Mark Rypien one-yard touchdown plunge to cut the 49ers lead to 17–13. The locals responded with a 14-play, 59-yard drive that resulted in a 33-yard Cofer field goal with 2:22 remaining. The San Francisco defense did the rest, sacking Rypien four times on its final drive before forcing the Redskins to turn the ball over on downs. DT Pierce Holt had four tackles, including three sacks, to pace a determined Niners defense. CB Don Griffin posted a team-high six stops in the victory.

Redskins	3	0	3	7	—	13
49ers	7	10	0	3	—	20

49ers— Taylor 5 pass from Young (Cofer kick)
 Redskins— Lohmiller 19 FG
 49ers— Cofer 23 FG
 49ers— Jones 16 pass from Young (Cofer kick)
 Redskins— Lohmiller 32 FG
 Redskins— Rypien 1 run (Lohmiller kick)
 49ers— Cofer 33 FG

1992

Dallas Cowboys 30, 49ers 20
NFC Championship
January 17 at Candlestick Park
(San Francisco, CA)

QB Troy Aikman completed 24-of-34 passes for 322 yards and two touchdowns as the Cowboys claimed a 30-20 win over the 49ers. The game was played before 64,920 fans at a rainy Candlestick Park. Dallas opened the scoring with a 20-yard field goal by K Lin Elliott. The 49ers answered with a one-yard run by QB Steve Young to take a 7-3 lead after the first quarter. Cowboy RB Emmitt Smith scored the first of his two touchdowns on a four-yard run at the 5:05 mark of the second quarter to put Dallas up 10-7. San Francisco tied the score three minutes later on a 28-yard field goal by K Mike Cofer. FB Daryl Johnston scored the first points of the second half on a three-yard run at the 10:45 mark of the third quarter to put the Cowboys ahead 17-10. Cofer added a field goal for the 49ers to make the score 17-13 heading into the fourth quarter. It was a battle between Aikman and Young in the fourth. Aikman hit Smith on a 16-yard scoring strike at the 12:25 mark, extending the Dallas lead to 24-13. Young answered back with a nine play, 93-yard drive resulting in a five-yard scoring toss to WR Jerry Rice to trim the Cowboys lead to 24-20. It didn't take long for Dallas to respond. On a first and 10 from their own 21, Aikman hit WR Alvin Harper on a crossing pattern that Harper turned into a 70-yard completion. Three plays later Aikman hit WR Kelvin Martin for a six-yard touchdown to secure the win. Rice had an outstanding day receiving, finishing with eight catches for 123 yards and one touchdown. Young completed 25-of-35 passes for 313 yards and one touchdown. CB Eric Davis had six tackles to lead the 49ers defense. DT Ted Washington and DE Kevin Fagan had two sacks each.

Cowboys	3	7	7	13	-	30
49ers	7	3	3	7	-	20

Cowboys— Elliott 20 FG
 49ers— Young 1 run (Cofer kick)
 Cowboys— Smith 4 run (Elliott kick)
 49ers— Cofer 28 FG
 Cowboys— Johnston 3 run (Elliott kick)
 49ers— Cofer 42 FG
 Cowboys— Smith 16 pass from Aikman (Elliott kick)
 49ers— Rice 5 pass from Young (Cofer kick)
 Cowboys— Martin 6 pass from Aikman (kick blocked)

1993

49ers 44, New York Giants 3
NFC Divisional Playoff
January 15 at Candlestick Park
(San Francisco, CA)

It was a wattered down 49ers attack at Candlestick Park as RB Ricky Watters established an NFL single-game playoff record with five rushing touchdowns in the 44-3 win over the visting New York Giants. Watters scored on runs of one, one, two, six and two yards as he compiled 118 rushing yards on 24 carries. He also caught a team-high five passes for 46 yards from QB Steve Young, who finished the day completing 17-of-22 passes for 226 yards in the victory. The 49ers defense stepped up their play in the win as well. New York was held to 194 total yards, with only 41 yards rushing. DT Dana Stubblefield had two sacks and LB Bill Romanowski added a team-high five tackles. The game was marked by several milestone events: Attendance of 67,143 set a 49ers and Candlestick Park record (since broken), 44 points are most scored by 49ers in an NFC Playoff Game, Watters sets NFL single-game record for postseason rushing touchdowns (5), postseason touchdowns (5) and points scored (30).

Giants	0	3	0	0	-	3
49ers	9	14	14	7	-	44

49ers— Watters 1 run (kick failed)
 49ers— Cofer 29 FG
 49ers— Watters 1 run (Cofer kick)
 49ers— Watters 2 run (Cofer kick)
 Giants— Treadwell 25 FG
 49ers— Watters 6 run (Cofer kick)
 49ers— Watters 2 run (Cofer kick)
 49ers— Logan 2 run (Cofer kick)

Dallas Cowboys 38, 49ers 21
NFC Championship
January 23 at Texas Stadium
(Irving, TX)

The Cowboys broke a 7-7 tie by scoring 21 unanswered points in the second quarter and that proved to be the difference in their 38-21 win over the visiting 49ers. The game was played before 64,902 at Texas Stadium. The Cowboys opened the scoring on a five-yard touchdown run by RB Emmitt Smith at 8:14 of the first quarter. San Francisco responded with a seven-yard touchdown reception by FB Tom Rathman from QB Steve Young early in the second quarter to tie the score. That would be as close as the 49ers would get, as Dallas answered with a 21-point outburst in the final 10 minutes of the second quarter to take a 28-7 halftime lead. San Francisco scored its second touchdown of the game at the 5:47 mark of the third quarter. RB Ricky Watters capped a six-play, 43-yard drive with a four-yard scamper into the end zone. Dallas sealed the game by scoring 10 consecutive points on a 42-yard touchdown reception by WR Alvin Harper from reserve QB Bernie Kosar and adding a 50-yard field goal from K Eddie Murray. The 49ers would add another touchdown on a one-yard plunge by Young, capping a 17-play,

94-yard drive. San Francisco was paced offensively by Young, who completed 27-of-45 passes for 287 yards and one touchdown.

49ers	0	7	7	7	-	21
Cowboys	7	21	7	3	-	38

Cowboys— Smith 5 run (Murray kick)
 49ers— Rathman 7 pass from Young (Cofer kick)
 Cowboys— Johnston 4 run (Murray kick)
 Cowboys— Smith 11 pass from Aikman (Murray kick)
 Cowboys— Novacek 19 pass from Aikman (Murray kick)
 49ers— Watters 4 run (Cofer kick)
 Cowboys— Harper 42 pass from Kosar (Murray kick)
 Cowboys— Murray 50 FG
 49ers— Young 1 run (Cofer kick)

1994

49ers 44, Chicago Bears 15
NFC Divisional Playoff
January 7 at Candlestick Park
(San Francisco, CA)

FB William Floyd rushed for three touchdowns and the 49ers defense held Chicago to just 247 yards in a 44-15 rout of the Bears. Floyd's three scores established him as the first rookie to hit paydirt three times in an NFL playoff game. The Bears actually took an early 3-0 lead on a 39-yard field goal by K Kevin Butler. The Niners bounced back, however, lighting up the scoreboard for 37 unanswered points to put the game away. San Francisco's first points were the result of a 13-play, 68-yard drive that ended with a two-yard run by Floyd. CB Eric Davis then intercepted QB Steve Walsh on the Bears next possession and moments later, QB Steve Young connected with TE Brent Jones for an eight-yard scoring play. The Niners continued to roll in the second quarter, increasing the lead to 30-3 at the half on touchdown runs by Floyd and Young, sandwiched around a K Doug Brien field goal. Floyd's third touchdown of the game midway through the third quarter increased the lead to 37-3 and completed the afternoon's work for many of the San Francisco starters. LB Gary Plummer led a spirited defensive effort, tying the 49ers single-game postseason record with 13 tackles. The 49ers defense also sacked Chicago quarterbacks four times, led by DE Tim Harris' two.

49ers	7	23	7	7	-	44
Bears	3	0	0	12	-	15

Bears— Butler 39 FG
 49ers— Floyd 2 run (Brien kick)
 49ers— Jones 8 pass from Young (kick failed)
 49ers— Floyd 4 run (Brien kick)
 49ers— Brien 36 FG
 49ers— Young 6 run (Brien kick)
 49ers— Floyd 1 run (Brien kick)
 Bears— Flanigan 2 pass from Kramer (pass failed)
 49ers— Walker 1 run (Brien kick)
 Bears— Tillman 1 run (pass failed)

49ers 38, Dallas Cowboys 28
NFC Championship
January 15 at Candlestick Park
(San Francisco, CA)

CB Eric Davis returned an interception 44 yards for a touchdown and forced a fumble that San Francisco converted into another touchdown. Those plays set the stage for a defensive effort that produced five takeaways in San Francisco's 38–28 NFC Championship Game win over the Dallas Cowboys. The game was played before a Candlestick Park–record 69,143 (since broken). On the third play of the game, Davis, playing a disguised zone coverage, stepped in front of a QB Troy Aikman pass and sprinted to the end zone. Three plays later, he stripped the ball from WR Michael Irvin and S Tim McDonald recovered. Five plays later, QB Steve Young hit FB Ricky Watters in the flat on a play that produced a 29–yard touchdown and a 14–0 lead. The ensuing kickoff saw 49ers RB Adam Walker jar the ball loose from Dallas returner Kevin Williams and K Doug Brien recovered the fumble. It took seven plays before FB William Floyd plunged in from the one to make it 21–0 with 7:33 remaining in the first quarter. Dallas began its comeback on the next series. Facing third and 23 from the San Francisco 44, Aikman hit Irvin for a touchdown that cut the score to 21–7. Following a Brien field goal of 34 yards, RB Emmitt Smith capped a 63–yard drive with a four–yard run that narrowed the gap to 24–14. The crucial point in the game came seconds before the first half expired. With eight seconds remaining, Young found WR Jerry Rice for a 28–yard score, giving the 49ers a 31–14 lead heading into the locker room. The teams traded touchdowns in the second half with the 49ers holding off a strong Dallas charge in the fourth quarter. Young completed 13–of–29 passes for 155 yards and two touchdowns. He also rushed for 47 yards and another score. Watters led the ground game, compiling 72 yards, while TE Brent Jones and Floyd each had three receptions. Defensively, LB Ken Norton Jr. paced the squad with 10 tackles, while Davis and McDonald added seven. Davis also had two interceptions and a forced fumble. CB Deion Sanders had an interception, along with five passes defended, while DT Rhett Hall and DE Tim Harris each had two sacks.

49ers	21	10	7	0	–	38
Cowboys	7	7	7	7	–	28

- 49ers— Davis 44 interception return (Brien kick)
- 49ers— Watters 29 pass from Young (Brien kick)
- 49ers— Floyd 1 run (Brien kick)
- Cowboys— Irvin 44 pass from Aikman (Boniol kick)
- 49ers— Brien 34 FG
- Cowboys— Smith 4 run (Boniol kick)
- 49ers— Rice 28 pass from Young (Brien kick)
- Cowboys— Smith 1 run (Boniol kick)
- 49ers— Young 3 run (Brien kick)
- Cowboys— Irvin 10 pass from Aikman (Boniol kick)

49ers 49, San Diego Chargers 26
Super Bowl XXIX
January 29 at Joe Robbie Stadium
(Miami, FL)

QB Steve Young set a Super Bowl record with six touchdown passes and WR Jerry Rice hauled in three scoring passes for the second time in his career in the world championship game. The 49ers stars led an offensive explosion that carried the team to a 49–26 win over San Diego. San Francisco wasted little time getting on the scoreboard as it took just three plays following the game's opening kickoff to crack the Chargers end zone. Following a FB William Floyd four–yard run and an 11–yard pass from Young to WR John Taylor, Young connected with Rice streaking down the middle of the field for a 44–yard scoring strike. Following a San Diego punt, San Francisco was back in the end zone again after only three plays as Young, once again, challenged the middle of the Chargers defense, this time with a pass to RB Ricky Watters, which netted a 51–yard score. The Chargers made things close for awhile, however, putting together a 13–play, 78–yard drive that concluded with a RB Natrone Means one–yard touchdown plunge to make it 14–7 after one quarter of play. The 49ers began to break the game open in the second quarter. They followed the San Diego touchdown with a 70–yard drive that culminated with a five–yard scoring pass from Young to Floyd. Two possessions later, following a partially blocked punt by RB Adam Walker, the Niners drove 49 yards for another score on an eight–yard toss from Young to Watters. K John Carney's 31–yard field goal with less than two minutes remaining in the half closed the margin at intermission to 28–10. The Niners put the game away in the third quarter, running the lead to 42–10 on a pair of long drives that ended with Watters' third score of the evening, a nine–yard blast up the middle, and a 15–yard pass from Young to Rice. Rice caught his third touchdown of the night on a seven–yard toss from Young in the fourth quarter, enabling Young to break QB Joe Montana's record of five Super Bowl touchdown passes. Young was named the game's Most Valuable Player, while Rice turned in the second best receiving performance in Super Bowl history with 10 catches for 149 yards, while tying his own record with three scoring receptions.

Chargers	7	3	8	8	–	26
49ers	14	14	14	7	–	49

- 49ers— Rice 44 pass from Young (Brien kick)
- 49ers— Watters 51 pass from Young (Brien kick)
- Chargers— Means 1 run (Carney kick)
- 49ers— Floyd 5 pass from Young (Brien kick)
- 49ers— Watters 8 pass from Young (Brien kick)
- Chargers— Carney 31 FG
- 49ers— Watters 9 run (Brien kick)
- 49ers— Rice 15 pass from Young (Brien kick)
- Chargers— Coleman 98 KO return (Humphries to Seay pass)
- 49ers— Rice 7 pass from Young (Brien kick)
- Chargers— Martin 30 pass from Humphries (Humphries to Pupunu pass)

1995

Green Bay Packers 27, 49ers 17
NFC Divisional Playoff
January 6 at 3Com Park
(San Francisco, CA)

Aided by a swarming defense that caused four turnovers, the Green Bay Packers defeated the 49ers 27–17 at 3Com Park. A record crowd of 69,311 saw the Packers advance to the NFC Championship Game, while the 49ers one–year reign as world champions ended with an overall record of 11–6. Green Bay took its opening drive and marched to the San Francisco 26 before settling for a field goal attempt. However, K Chris Jacke's 44–yard attempt was blocked by S Tim McDonald and the 49ers took over at their 34. On the first play from scrimmage, QB Steve Young hit FB Adam Walker in the flat, but LB Wayne Simmons jarred the ball loose and CB Craig Newsome returned the fumble 31 yards for the touchdown. Green Bay also scored on its next two possessions, a three–yard pass from QB Brett Favre to TE Keith Jackson and a 13–yard toss from Favre to TE Mark Chmura. San Francisco scored its first points of the game late in the half when K Jeff Wilkins nailed a 21–yard field goal with two minutes remaining. The 49ers took their first possession of the third quarter and marched 80 yards for a touchdown, when Young plunged in from the one, cutting the deficit to 21–10. On the 14–play drive, Young was 9–of–10 and ran the ball twice. Again, the Packers responded to the challenge, using a pair of Jacke field goals (27 yards in the third quarter, 26 yards in the fourth quarter), and boosted Green Bay's lead to 27–10. San Francisco's final score of the season came on a two–yard plunge by RB Derek Loville with 50 seconds remaining in the game. Young completed 32 passes in an NFL postseason record 65 attempts, for 328 yards and two interceptions. He also led the 49ers in rushing, gaining 77 yards in nine attempts, including a 40–yard sprint after he was flushed from the pocket. WR Jerry Rice led the receivers with 11 catches for 117 yards, while TE Brent Jones gained 112 yards on eight receptions. Defensively, DT Dana Stubblefield recorded a team–high 10 tackles and a sack for a loss of five yards, while LB Ken Norton Jr. added nine tackles.

Packers	14	7	3	3	–	27
49ers	0	3	7	7	–	17

- Packers— Newsome 31 fumble return (Jacke kick)
- Packers— Jackson 3 pass from Favre (Jacke kick)
- Packers— Chmura 13 pass from Favre (Jacke kick)
- 49ers— Wilkins 21 FG
- 49ers— Young 1 run (Wilkins kick)
- Packers— Jacke 27 FG
- Packers— Jacke 26 FG
- 49ers— Loville 2 run (Wilkins kick)

1996

49ers 14, Philadelphia Eagles 0
NFC Wild Card
December 29 at 3Com Park
(San Francisco, CA)

On a wet and windy Sunday at 3Com Park, San Francisco opened its 1996 postseason by defeating the Philadelphia Eagles 14–0 in the NFC Wild Card Game. Led by their marquee players QB Steve Young and WR Jerry Rice on offense, and a defense that recorded the team's first postseason shutout since the 1984 NFC Championship Game, the 49ers advanced to the NFC Divisional Playoff round. Following a scoreless first quarter, Young led the offense on a 10–play, 74–yard drive that concluded with the Pro Bowl quarterback scoring on a gutsy nine–yard run off a quarterback draw. On that play Young broke four tackles while fighting his way to paydirt. Twice in the second quarter the Eagles mounted long drives only to be denied just short of the endzone by Niners interceptions. Philadelphia's first trip ended with CB Marquez Pope intercepting a QB Ty Detmer pass on San Francisco's seven–yard line. Late in the quarter the Eagles marched 59 yards on 10 plays moving to the 49ers five–yard line. Facing third and four, Detmer's attempt to WR Chris T. Jones was picked off by DE Roy Barker, who had dropped off into zone–blitz coverage. The only scoring in the second half occurred on the Niners second possession of the third quarter. On that drive, Rice made a spectacular one–handed catch that resulted in a 36–yard gain. He scored on a three–yard pass from Young on the next play from scrimmage. Young finished as the game's leading rusher with 65 yards, while also completing 14–of–21 tosses for 161 yards. Rice had four catches for 50 yards and his 19th career postseason touchdown (17th receiving). RB Terry Kirby added 43 yards rushing. The Niners defense, which held Eagles RB Ricky Watters to 57 rushing yards, was led by LB Ken Norton Jr.'s team postseason–record 12 solo tackles. DT Bryant Young registered two sacks and LB Lee Woodall added a sack among his six total stops.

49ers	0	7	7	0	–	14
Eagles	0	0	0	0	–	0

49ers— Young 9 run (Wilkins kick)

49ers— Rice 3 pass from Young (Wilkins kick)

Green Bay Packers 35, 49ers 14
NFC Divisional Playoff
January 4 at Lambeau Field
(Green Bay, WI)

Missed opportunities, including a total of five turnovers, spelled defeat for the San Francisco 49ers in their NFC Divisional Playoff Game with the Green Bay Packers. Played before a record Lambeau Field crowd of 60,787, the 49ers fell 35–14 in a game that featured 34–degree weather (with a wind chill of nine–degrees) and driving rain. It didn't take long for the Packers to take a lead. After forcing San Francisco to punt on its first series, WR Desmond Howard took P Tommy Thompson's punt, split the coverage down the middle of the field and raced for a 71–yard touchdown. Then, with seven minutes remaining in the opening stanza, Howard struck again. He returned a punt 46 yards to the San Francisco seven, and two plays later, QB Brett Favre threw a four–yard scoring pass to WR Andre Rison to make it 14–0. San Francisco then mounted a comeback in the second quarter. Trailing 21–0, the tide began to turn when 49ers special teams standout Curtis Buckley recovered a muffed punt at the Green Bay 26. Moments later, QB Elvis Grbac, replacing the injured QB Steve Young (ribs), hit RB Terry Kirby with an eight–yard pass, cutting the deficit to 21–7 at the half. On the opening kickoff of the third quarter, San Francisco CB Steve Israel recovered a loose ball on the Packers four, setting the stage for Grbac's scamper into the end zone. The 49ers fate was sealed, however, on the ensuing Packers drive. Marching 72 yards in 12 plays (10 of which were runs), Green Bay scored when FB Edgar Bennett fumbled before crossing the goal line; but before the 49ers defenders could react, WR Antonio Freeman fell on the loose ball, giving the hosts a 28–14 advantage. Bennett scored on an 11–yard run, and two more fumbles in the fourth quarter snuffed out any hope the 49ers had in getting back into the game. Young played the first nine plays at quarterback before giving way to Grbac late in the first quarter. Grbac completed 19–of–36 passes for 125 yards with one touchdown and three interceptions and led the team in rushing with 32 yards. Backfield mates Kirby and RB William Floyd had six receptions each, while WR Jerry Rice had a team–high 36 yards receiving. Defensively, LB Ken Norton Jr. posted eight tackles and LB Gary Plummer added seven. All–Pro DT Bryant Young left the game late in the first quarter because of a neck injury. He was taken to the hospital for tests, which were negative.

49ers	0	7	7	0	–	14
Packers	14	7	7	7	–	35

Packers— Howard 71 punt return (Jacke kick)

Packers— Rison 4 pass from Favre (Jacke kick)

Packers— Bennet 2 run (Jacke kick)

49ers— Kirby 8 pass from Grbac (Wilkins kick)

49ers— Grbac 4 run (Wilkins kick)

Packers— Freeman fumble recovery (Jacke kick)

Packers— Bennett 11 run (Jacke kick)

1997

49ers 38, Minnesota Vikings 22
NFC Divisional Playoff
January 3 at 3Com Park
(San Francisco, CA)

RB Terry Kirby rushed for a career–high 120 yards and scored two touchdowns, leading the San Francisco 49ers to a 38–22 victory over the Minnesota Vikings in the NFC Divisional Playoffs at 3Com Park. In addition to Kirby's heroics, QB Steve Young completed 21–of–30 passes for 224 yards and a touchdown, WR J.J. Stokes had 101 yards receiving and LB Ken Norton Jr. returned an interception 23 yards for a touchdown. San Francisco's first score came compliments of a Minnesota special teams miscue. P Mitch Berger's punt sailed off the side of his foot and into the crowd after going only 12 yards. The 49ers took over on the Vikings 26, and four plays later, FB William Floyd scored from the one and the 49ers led 7–0. Less than a minute later, the visitors tied the game on a 66–yard scoring pass from QB Randall Cunningham to WR Cris Carter. In the second quarter, the 49ers again took advantage of a poor kick by Berger — this time a punt of 29 yards — to take a 14–7 lead. Moving 61 yards in only four plays, and aided by three Minnesota penalties, Kirby scored the first of his two touchdowns on a one–yard plunge. The game–breaker occurred two plays later when the San Francisco defense flushed Cunningham out of the pocket and forced him to throw a pass over an onrushing DE Roy Barker and into the hands of Norton, who ran untouched into the end zone. In the third quarter, K Gary Anderson connected on a 34–yard field goal to build the lead to 24–7, but Cunningham and Carter hooked up again for a score, closing the gap to 24–14. On the ensuing series, the 49ers marched 75 yards in seven plays, highlighted by two Kirby runs of 22 and 14 yards. Young then hit WR Terrell Owens with one of the prettiest touchdowns of the year, as the second–year receiver shook off a defender then dove into the end zone for the score. Kirby finished the scoring in the fourth quarter with another one–yard run. CB Tyrone Drakeford had six tackles and a pair of passes defended to pace the defense. Barker also recorded San Francisco's only sack of the game.

Vikings	7	0	7	8	–	22
49ers	7	14	10	7	–	38

49ers— Floyd 1 run (Anderson kick)

Vikings— Carter 66 pass from Cunningham (Murray kick)

49ers— Kirby 1 run (Anderson kick)

49ers— Norton 23 interception (Anderson kick)

49ers— Anderson 34 FG

Vikings— Carter 3 pass from Cunningham (Murray kick)

49ers— Owens 15 pass from Young (Anderson kick)

49ers— Kirby 1 run (Anderson kick)

Vikings— Hatchette 13 pass from Cunningham

(Cunningham to Walsh pass)

Green Bay Packers 23, 49ers 10
NFC Championship
January 11 at 3Com Park
(San Francisco, CA)

RB Dorsey Levens rushed for 114 yards and WR Antonio Freeman caught four passes for 104 yards and a touchdown to lead visiting Green Bay to a 23–10 win in the NFC Championship Game. The game was played before 68,987 under windy and rainy conditions at 3Com Park. The Packers opened the scoring late in the first quarter. After San Francisco punted on its first series, QB Brett Favre led Green Bay on a 10–play, 76–yard drive that resulted in a K Ryan Longwell 19–yard field goal. Favre completed three–of–four passes for 37 yards in the series. Green Bay continued its scoring in the second quarter. S Eugene Robinson intercepted a QB Steve Young pass and returned it 58 yards to the San Francisco 28. Two plays later, Favre threw a 27–yard scoring pass to Freeman to make the score 10–0. San Francisco then broke the drought with a scoring drive beginning with 4:23 remaining in the second quarter. Following a missed field goal by Longwell, the 49ers took possession at their own 38. A pair of Young completions for 32 yards had the Niners in Packers territory, but two holding penalties brought the ball back to the original line of scrimmage. On a key third down with 26 yards to go, Young completed a 48–yard pass to WR Terrell Owens to the Packers 10–yard line. The drive resulted in a 28–yard field goal by K Gary Anderson. Green Bay answered on its next possession. Freeman returned the kickoff 18 yards to the Packers 27. Two plays later, Favre hit Freeman for a 40–yard completion to the San Francisco 25. Longwell connected on a 43–yard field goal to make the halftime score 13–3. After a scoreless third quarter, Green Bay extended its lead to 16–3 on a 25–yard field goal by Longwell. The Packers added seven more after a five–yard touchdown run by Levens to make the score 23–3. San Francisco closed out the game by scoring on the ensuing kickoff. Chuck Levy returned Longwell’s kick 95 yards for a touchdown. Levy’s return was the second longest postseason return for San Francisco, trailing the 97–yard touchdown return by Vic Washington vs. Dallas in 1972. Young completed 23–of–38 passes for 250 yards and one interception. RB Terry Kirby ran for a team–high 21 yards on six carries. WR J.J. Stokes caught six passes for 87 yards, including a long of 43. Defensively, San Francisco was led by S Merton Hanks with eight tackles. LB Ken Norton Jr., LB Lee Woodall, LB Gary Plummer and S Tim McDonald had seven tackles each.

Packers	3	10	0	10	–	23
49ers	0	3	0	7	–	10

- Packers— Longwell 19 FG
- Packers— Freeman 27 pass from Favre (Longwell kick)
- 49ers— Anderson 28 FG
- Packers— Longwell 43 FG
- Packers— Longwell 25 FG
- Packers— Levens 5 run (Longwell kick)
- 49ers— Levy 95 kickoff return (Anderson kick)

1998

49ers 30, Green Bay Packers 27
NFC Wild Card
January 3 at 3Com Park
(San Francisco, CA)

QB Steve Young threw three touchdown passes, including a 25–yard strike to WR Terrell Owens with three seconds remaining, as San Francisco edged Green Bay, 30–27. On a crystal clear day in the Bay Area, it was the Packers who opened the scoring on a 23–yard field goal from K Ryan Longwell midway through the first quarter. San Francisco answered with help from a big play on defense. S Merton Hanks forced a fumble by RB Dorsey Levens and the ball was recovered by DE Chris Doleman at the Green Bay 19–yard line. Three plays later Young connected with TE Greg Clark from one yard out for the touchdown and a 7–3 lead. Just four seconds into the second quarter, the Packers regained the lead on a two–yard scoring toss from QB Brett Favre to WR Antonio Freeman. San Francisco tied the score on the first of three K Wade Richey field goals, this one from 34 yards out with 6:53 remaining in the half. The Packers surged back ahead with 36 seconds remaining when Levens bowled into the end zone from two yards out to take a 17–10 halftime lead. The third quarter opened with Favre being pressured into an errant pass that was intercepted by LB Lee Woodall. Five plays later, the score was tied for a third time when Young hit Clark from eight yards out for the score. The 49ers reclaimed the lead midway through the quarter on a team postseason record and career–long 48–yard field goal from Richey. In a game that saw five lead changes and three ties, the fourth quarter became particularly dramatic. Longwell answered Richey’s 48–yard kick with a 37–yard effort of his own to tie the game at 20–20 at the beginning of the fourth. On the ensuing possession, San Francisco marched 51 yards in 10 plays and capped the drive with a 40–yard field goal by Richey to reclaim the lead at 23–20. With 4:19 remaining in the game, Green Bay took over at its own 11–yard line. From there, Favre would lead his team on a nine–play, 89–yard scoring drive. The drive was capped when Favre hit Freeman from 15 yards out for the touchdown and a 27–23 lead with 1:56 remaining in the game. The Packers touchdown set up one of the most memorable sequences in 49ers history. San Francisco took possession at its own 24–yard line with 1:50 remaining and three timeouts to its credit. On the final play, Young dropped back, stumbled and threw a 25–yard touchdown strike to Owens who was sandwiched in the end zone by S Pat Terrell and S Darren Sharper.

Packers	3	14	0	10	–	27
49ers	7	3	10	10	–	30

- Packers— Longwell 23 FG
- 49ers— Clark 1 pass from Young (Richey kick)
- Packers— Freeman 2 pass from Favre (Longwell kick)
- 49ers— Richey 34 FG
- Packers— Levens 2 run (Longwell kick)
- 49ers— Clark 8 pass from Young (Richey kick)
- 49ers— Richey 48 FG
- Packers— Longwell 37 FG
- 49ers— Richey 40 FG
- Packers— Freeman 15 pass from Favre (Longwell kick)
- 49ers— Owens 25 pass from Young (Richey kick)

Atlanta Falcons 20, 49ers 18
NFC Divisional Playoff
January 9 at Georgia Dome
(Atlanta, GA)

With San Francisco’s NFL–leading run game a mere shell of itself, the Atlanta Falcons forced three turnovers and held off the 49ers, 20–18, in the NFC Divisional Playoff at the Georgia Dome. San Francisco’s hope of controlling the game on the ground came to a screeching halt on the first play of the game when RB Garrison Hearst fractured the tibia in his left leg on an inside run that had gained seven yards. With Hearst out and RB Terry Kirby hobbled with a bruised leg, the 49ers managed just 46 yards on the ground. Atlanta’s rushing attack flourished in the first half thanks to the power running of RB Jamal Anderson, who scored on a two–yard run in the first quarter to give the Falcons a 7–0 lead. Atlanta increased its lead to 14–0 when Anderson finished off a 34–yard run with a spread eagle dive into the end zone with 3:12 left in the second quarter. The touchdown run capped a seven–play, 82–yard drive. San Francisco snatched the momentum from the Falcons by putting together a pair of scoring drives just before the half. The 49ers answered Atlanta’s second touchdown march with a nine–play, 80–yard drive that concluded with the familiar end zone combination of QB Steve Young to WR Jerry Rice from 17 yards out. It was Rice’s 20th career postseason touchdown. With just under one minute to play in the first half, DE Charles Haley chased QB Chris Chandler and deflected his pass into the waiting arms of DT Junior Bryant, who returned it four yards to the Atlanta 36–yard line. K Wade Richey made it a 14–10 game at the half with a 36–yard field goal as time expired. The 49ers carried that momentum into the third quarter, nearly tripling Atlanta’s offensive output in the second half (187 yards to 68). But turnovers did not allow them to complete the comeback. The Falcons thwarted two drives with a pair of interceptions, including one by S Eugene Robinson that was returned 77 yards to set up a K Morten Andersen 29–yard field goal. Leading 17–10, Andersen added another 32–yard field goal to give the Falcons a 10–point edge with 10:33 remaining. San Francisco responded to Atlanta’s three pointer with a 13–play, 87–yard drive that Young finished himself with an eight–yard touchdown run. A two–point pass from QB Ty Detmer to TE Greg Clark made it 20–18 with 2:57 left. After Atlanta used up 2:19 of the clock, the 49ers got the ball back at their own four–yard line but were only able to move to the 26 before Young’s hail mary attempt was intercepted as time expired. After rushing for 83 yards on 13 carries in the first half, Anderson was limited to 30 yards on 16 carries in the second half by San Francisco’s defense. LB Winfred Tubbs made a game–high 10 tackles, while DE Chris Doleman made six stops and one sack.

49ers	0	10	0	8	–	18
Falcons	7	7	3	3	–	20

- Falcons— Anderson 2 run (Andersen kick)
- Falcons— Anderson 34 run (Andersen kick)
- 49ers— Rice 17 pass from Young (Richey kick)
- 49ers— Richey 36 FG
- Falcons— Andersen 29 FG
- Falcons— Andersen 32 FG
- 49ers— Young 8 run (Detmer to Clark pass)

2001

Green Bay Packers 25, 49ers 15
NFC Wild Card
January 13 at Lambeau Field
(Green Bay, WI)

In their first postseason appearance since 1998, the 49ers dropped a hard-fought 25–15 decision to the Green Bay Packers in the NFC Wild Card Game at Lambeau Field. With a game-time temperature of 28 degrees, the 49ers won the opening coin toss and elected to receive. The two teams traded punts until Green Bay marched 40 yards in seven plays to score the first points of the game when QB Brett Favre hooked up with WR Antonio Freeman on a five-yard touchdown pass. DT Dana Stubblefield blocked the extra point to keep the score 6–0. After another 49ers punt, the Packers began their third possession of the game from their own 19-yard line. On the second play from scrimmage, Favre was intercepted by CB Ahmed Plummer, who returned it to the Green Bay 22. San Francisco K Jose Cortez had his 34-yard field goal attempt blocked and the score remained 6–0. After the Packers were forced to punt, San Francisco took possession at its own 14 with 7:06 remaining in the half. QB Jeff Garcia went 6-of-9 for 61 yards and RB Garrison Hearst had a two-yard touchdown plunge with 15 seconds remaining in the half, to cap off a 15-play, 86-yard drive. After a Cortez extra point, the 49ers went in with a 7–6 halftime lead. On their first possession of the second half, the Packers moved the ball down to the San Francisco eight-yard line where K Ryan Longwell nailed a 26-yard field goal for the 9–7 lead. After the 49ers couldn't get anything going on offense, they punted back to Green Bay. It took only four plays for the Packers to take advantage with a 19-yard touchdown pass from Favre to TE Bubba Franks. The two-point conversion failed and the score remained 15–7. Two series later, the 49ers marched 61 yards in six plays, culminating with Garcia hitting WR Tai Streets on a 14-yard touchdown strike and again on the two-point conversion to tie the score at 15. The Packers answered on their next possession with a 10-play, 45-yard drive as Longwell connected on a 45-yard field goal to push the score to 18–15. With 5:03 remaining in the game, the 49ers had moved the ball down to the Green Bay 41, when Garcia's pass intended for WR Terrell Owens was tipped by CB Mike McKenzie into the hands of CB Tyrone Williams at the Green Bay seven-yard line. Favre led the Packers on an eight-play, 93-yard drive ending with an RB Ahman Green nine-yard touchdown run and the 25–15 lead. RB Paul Smith took the ensuing kickoff on the 13-yard line and ran it back 16 yards before being hit by WR Cory Bradford and fumbling. The Packers recovered the fumble and ran out the clock for the 25–15 victory.

49ers 0 7 0 8 – 15
Packers 6 0 9 10 – 25

Packers— Freeman 5 pass from Favre (kick blocked)
 49ers— Hearst 2 run (Cortez kick)
 Packers— Longwell 26 FG
 Packers— Franks 19 pass from Favre (pass failed)
 49ers— Streets 14 pass from Garcia (Garcia to Streets pass)
 Packers— Longwell 45 FG
 Packers— Green 9 run (Longwell kick)

2002

49ers 39, New York Giants 38
NFC Wild Card
January 5 at 3Com Park
(San Francisco, CA)

Buried in a 24-point playoff hole, the 49ers exploded to record the second largest comeback in postseason history with a dramatic 39–38 victory over the New York Giants in the NFC Wild Card Game. The 49ers trailed 38–14 with four minutes left in the third quarter, but scored 25 straight points on two touchdown passes and a scoring run by QB Jeff Garcia, as well as two, two-point conversion catches by WR Terrell Owens. The game ended just as exciting. After Garcia drove his team 68 yards in just over two minutes for the winning score, QB Kerry Collins got New York to the San Francisco 28 with six seconds left. LS Trey Junkin, signed earlier in the week, made a low snap that P Matt Allen couldn't handle. Allen then threw a desperate pass that fell incomplete. The 49ers rally was the biggest in NFC playoff history. Garcia finished the day 27-of-44 for 331 yards and three touchdowns. He rushed for 60 yards, including a 14-yard score on the first play of the fourth quarter. Two of Garcia's touchdown throws went to Owens, who had nine catches for 177 yards. Collins was 29-of-43 for 342 yards and four touchdowns, and expertly guided New York to a lead that seemed insurmountable. WR Amani Toomer caught eight passes for 136 yards and three touchdowns and RB Tiki Barber added 115 yards rushing and 62 yards receiving. San Francisco rallied with purpose and poise. Owens caught a 26-yard touchdown pass late in the third quarter to start the rally and made big catches on every drive—right up to the final minutes, when Garcia found WR Tai Streets for the winning score. After Owens caught a 26-yard touchdown pass and a two-point conversion with 2:03 left in the third, Garcia rushed for a 14-yard score and threw another conversion pass to Owens five seconds into the fourth quarter. K Jeff Chandler added a 25-yard field goal with 7:49 left. Collins responded and drove New York 38 yards, but Bryant – kicking out of a poor hold thanks to a poor snap by Junkin—missed a 42-yard field goal with 3:01 left. Garcia took over, converting two straight third downs for the NFL leaders in that category. TE Eric Johnson caught a 25-yard pass to the New York 25 and Garcia scrambled 12 yards to set up his winning pass to Streets.

Giants 7 21 10 0 – 38
49ers 7 7 8 17 – 39

49ers— Owens 76 pass from Garcia (Chandler kick)
 Giants— Toomer 12 pass from Collins (Bryant kick)
 Giants— Shockey 2 pass from Collins (Bryant kick)
 49ers— Barlow 1 run (Chandler kick)
 Giants— Toomer 8 pass from Collins (Bryant kick)
 Giants— Toomer 24 pass from Collins (Bryant kick)
 Giants— Barber 6 run (Bryant kick)
 Giants— Bryant 21 FG
 49ers— Owens 26 pass from Garcia (Garcia to Owens pass)
 49ers— Garcia 14 run (Garcia to Owens pass)
 49ers— Chandler 25 FG
 49ers— Streets 13 pass from Garcia (pass failed)

Tampa Bay Buccaneers 31, 49ers 6
NFC Divisional Playoff
January 12 at Raymond James Stadium
(Tampa, FL)

San Francisco's Super Bowl hopes ended with a 31–6 loss against the Tampa Bay Buccaneers in the NFC Divisional Playoff Game on the road at Raymond James Stadium. The 49ers trailed 28–6 heading into halftime and although the defense held Tampa Bay to only three points in the second half, San Francisco was held scoreless en route to the Buccaneers victory. Tampa Bay started the scoring with a two-yard touchdown run by FB Mike Alstott on a 12-play, 74-yard drive. San Francisco answered with a 12-play, 63-yard drive capped by a 24-yard field goal by K Jeff Chandler. The highlight of the drive was a 30-yard pitch and catch by WR Tai Streets from QB Jeff Garcia. Tampa Bay exploded for 21 points in the second quarter, highlighted by two touchdown passes by QB Brad Johnson. Johnson connected on a 20-yard pass to WR Joe Jurevicius and a 12-yard pass to TE Rickey Dudley. In between the two scores, Chandler kicked his second field goal of the game for San Francisco, this time from 40 yards out. Alstott added another two-yard touchdown run to end the first half and K Martin Gramatica added a 19-yard field goal to close the scoring for both teams. LB Derek Smith led San Francisco with a game-high 14 tackles. LB Julian Peterson and LB Jeff Ulbrich added 11 tackles apiece. CB Rashad Holman led a banged up secondary with one interception. The unit was minus starting CB Jason Webster, who was inactive with an ankle injury. CB Ahmed Plummer left the game when he separated his right shoulder and did not return. FS Zack Bronson left the game in the third quarter when he aggravated his broken foot and SS Tony Parrish played the contest with a dislocated elbow. LB Shelton Quarles led Tampa Bay with nine tackles and Defensive Player-of-the-Year Derrick Brooks added seven tackles and one interception.

49ers 3 3 0 0 – 6
Buccaneers 7 21 3 0 – 31

Bucs— Alstott 2 run (Gramatica kick)
 49ers— Chandler 24 FG
 Bucs— Jurevicius 20 pass from Johnson (Gramatica kick)
 49ers— Chandler 40 FG
 Bucs— Dudley 12 pass from Johnson (Gramatica kick)
 Bucs— Alstott 2 run (Gramatica kick)
 Bucs— Gramatica 19 FG

2011

49ers 36, New Orleans Saints 32
NFC Divisional Playoff
January 14 at Candlestick Park
(San Francisco, CA)

A 14–yd. TD pass from Alex Smith to TE Vernon Davis with 0:09 left in the game capped off one of the most memorable games in postseason history, as the 49ers defeated the New Orleans Saints, 36–32. Powered by Smith, who threw for 299 yds., three TDs and added another one on the ground, the 49ers triumphed in its first playoff game in nine years, moving within one win of the Super Bowl. The Niners scored on their second drive of the game, on a 49–yd. TD pass from Smith to Davis. On the Saints next drive, QB Drew Brees committed his first postseason INT in five years, thanks to S Dashon Goldson, giving San Francisco the football deep in New Orleans’ territory. Scoring on a TD pass to WR Michael Crabtree, Smith took advantage of the costly turnover, making the score 14–0. On the ensuing kickoff return, S Madiou Williams stripped the ball away from Saints WR Courtney Roby and the loose ball was recovered by LB Blake Costanzo. The takeaway led to a 25–yd. FG by K David Akers. The Saints answered, scoring two TDs before half time, on a 14–yd. pass to TE Jimmy Graham and a 25–yd. pass to WR Marques Colston, making the score 17–14 at the half. San Francisco scored the only points of the 3rd qtr. on a 41–yd. FG by David Akers. The 4th qtr. started out with each team trading FGs. Then would come the four lead changes in the last five minutes of the game. New Orleans struck first on a 44–yd. TD pass to RB Darren Sproles, with 4:02 left on the clock. With the 49ers trailing 24–23, down for the first time in the entire game, Smith scored on a 28–yd. rushing TD. A missed two–point conversion put the 49ers up 29–24 with just 2:11 remaining. Brees took the lead back on a 66–yd. score to TE Jimmy Graham with 1:37 left. RB Darren Sproles then made a catch out of the backfield for the two–point conversion to give the Saints a 32–29 advantage. Facing elimination, Smith connected with Davis twice on their final drive, with the last throw jetting through double coverage for a game–winning 14–yd. TD.

Saints	0	14	0	18	–	32
49ers	14	3	3	16	–	36

- 49ers — V. Davis 49 pass from A. Smith (Akers kick)
- 49ers — Crabtree 4 pass from A. Smith (Akers kick)
- 49ers — Akers 25 FG
- Saints — J. Graham 14 pass from Brees (Kasay kick)
- Saints — Colston 25 pass from Brees (Kasay kick)
- 49ers — Akers 41 FG
- Saints — Colston 25 pass from Brees (Kasay kick)
- 49ers — Akers 37 FG
- Saints — Sproles 44 pass from Brees (Kasay kick)
- 49ers — A. Smith 28 run (run failed)
- Saints — J. Graham 66 pass from Brees (Kasay kick)
- 49ers — V. Davis 14 pass from A. Smith (Akers kick)

New York Giants 20, 49ers 17 (OT)
NFC Championship
January 22 at Candlestick Park
(San Francisco, CA)

When asked what his message was to his players after falling short to the New York Giants in the NFC Championship game, Harbaugh stated, “As Sir Andrew Barton said, ‘Fight on my men, we’re hurt but not slain. We’ll lay down and bleed a while. Then we’ll rise and fight again.’” Harbaugh, of course was referring to his team’s blue–collar mentality after the Giants escaped rain–soaked Candlestick Park with a 20–17 overtime victory. Harbaugh got the Niners to the brink of the Super Bowl in his rookie year, taking over a 6–10 team and going 13–3 to win the NFC West. The extra minutes at Candlestick Park went in favor of the opponent in a year where most didn’t expect a storybook season. The 49ers defense played stoically, recording six sacks on Giants QB Eli Manning, which ranked t–2nd for the most sacks in a postseason game in franchise history (6 – four times, last vs. Den. – 1/29/90). TE Vernon Davis gave the 49ers a 7–0 lead with 7:11 remaining in the 1st qtr. after running a pattern down the right sideline and outracing the secondary for a 73–yd. TD receipt. from QB Alex Smith. On their ensuing drive, the Giants drove from their own 31 to the San Francisco 34–yd. line. On 3rd–and–1, Manning and the Giants failed to get a first down despite two opportunities. The Giants eventually evened the score on a 10–play, 69–yd. drive when TE Bear Pascoe caught Manning’s short pass at the 6–yd. line and stepped into the end zone for the TD. The Giants added a FG with two seconds remaining in the 2nd qtr. to give them a 10–7 edge going into the locker room. Davis’ second TD of the game, gave the lead back to the Niners at 14–10 with 5:18 remaining in the 3rd qtr. San Francisco’s 3–play, 54–yd. TD drive was set up by a short pass to RB Frank Gore, who turned it into a 24–yd. gain. On the next play, Davis went in motion from right to left and caught a lofted pass to the end zone by Smith. The Giants took the lead back after the ball inadvertently glanced off WR Kyle Williams on a punt, giving the ball back to the Giants on their 29 yard line. Manning connected a 17–yard pass to WR Mario Manningham to give the Giants a 17–14 lead with 8:41 remaining. Williams’ 40–yd. return on the ensuing kickoff enabled the 49ers to start their next possession at their own 45. On consecutive plays, Smith scrambled for 17 yds. and RB Kendall Hunter ran for 18 more, resulting in a K David Akers game–tying FG with 5:39 to go, 17–17. After both teams went 3–and–out on their first overtime possession, a Giants takeaway on a Williams fumble, forced by LB Jacquian Williams on a punt return, gave the Giants possession at their own 36 with 9:32 remaining. After converting one first down, K Lawrence Tynes sent the season–ending 31–yd. FG through the uprights.

Giants	0	10	0	7	3	–	20
49ers	7	0	7	3	0	–	17

- 49ers — V. Davis 73 pass from A. Smith (Akers kick)
- Giants — Pascoe 6 pass from E. Manning (Tynes kick)
- Giants — Tynes 31 FG
- 49ers — V. Davis 28 pass from A. Smith (Akers kick)
- Giants — Manningham 17 pass from E. Manning (Tynes kick)
- 49ers — Akers 25 FG
- Giants — Tynes 31 FG

2012

49ers 45, Green Bay Packers 31
NFC Divisional Playoff
January 12 at Candlestick Park
(San Francisco, CA)

With the win against the Green Bay Packers, the San Francisco 49ers advanced to the NFC Championship Game for the second year in a row, marking the first time San Francisco has reached the NFC Championship Game in consecutive seasons since 1992–94. The Packers got off to a quick start after QB Colin Kaepernick threw an INT on just the fourth play of the game that was returned for a TD by Packers CB Sam Shields. Kaepernick responded immediately like he has all season and turned in one of the best performances by a 49ers QB in franchise history. Kaepernick led the offense on an 8–play, 80–yd. drive that he capped off with a 20–yd. TD run to tie the score at 7 apiece early in the 1st qtr. The team converted on two 3rd and longs on the drive, setting the tone for the day by finishing 8 of 13 on 3rd down (62%). With 11:52 remaining in the 2nd qtr., Green Bay WR Jeremy Ross muffed a punt that was recovered by S C.J. Spillman at the Packers 9–yd. line. The takeaway led to a 12–yd. TD pass from Kaepernick to WR Michael Crabtree just three plays later. On the ensuing Green Bay possession, CB Tarell Brown picked off QB Aaron Rodgers pass and returned his 2nd career postseason INT. The Kaepernick to Crabtree connection continued to be successful as they connected for a 20–yd. TD strike, making the score 21–14. Crabtree led the team with 9 receipts. for 119 yds. and 2 TDs on the day. On the third play of San Francisco’s second possession of the 3rd qtr., Kaepernick kept the ball on a zone read around the right side and dashed 56–yds. to the end zone for his 2nd rushing TD of the game. The 56–yd. TD run marked the longest run by a QB in franchise postseason history and the 3rd longest overall. Kaepernick also set the NFL single–game record for a QB with 181 rushing yds. on 16 carries. RB Frank Gore finished off the following drive on the first play of the 4th qtr., punching it in from 2 yds. out, stretching the 49ers lead to 38–24. Gore notched his first career 100–yd. game in the postseason, rushing for 119 yds. on 23 carries. The 49ers became the first team in NFL history to ever have two, 100–yd. rushers [QB Colin Kaepernick (181 yds. rushing), RB Frank Gore (119 yds. rushing)] and one, 100–yd. receiver [WR Michael Crabtree (119 yds. receiving)] in a playoff game. RB Anthony Dixon found the end zone on a 2–yd. TD run to finish off the 11–play, 93–yd. drive to make the score 45–24. San Francisco rushed for 323 yds. on the night, setting the franchise single–game postseason rushing record.

Packers	14	7	3	7	–	31
49ers	7	17	7	14	–	45

- GB – Shields 52 INT return (Crosby kick)
- SF – Kaepernick 20 run (Akers kick)
- GB – Harris 18 run (Crosby kick)
- SF – Crabtree 12 pass from Kaepernick (Akers kick)
- SF – Crabtree 20 pass from Kaepernick (Akers kick)
- GB – Jones 20 pass from Rodgers (Crosby kick)
- SF – Akers 36 FG
- GB – Crosby 31 FG
- SF – Kaepernick 56 run (Akers kick)
- SF – Gore 2 run (Akers kick)
- SF – Dixon 2 run (Akers kick)
- GB – Jennings 3 pass from Rodgers (Crosby kick)



2012

49ers 28, Falcons 24

NFC Championship

January 20 at Georgia Dome

(Atlanta, GA)

The 49ers started slow, spotting Atlanta a 17–0 lead after the Falcons scored on their first three possessions. On San Francisco's third possession the 49ers offense began to click. TE Vernon Davis hauled in a pinpoint pass from QB Colin Kaepernick for 27 yds. down to the Atlanta 15–yd. line. Davis had 3, 25+ yd. receipts. in the game, giving him 9 in 4 postseason games, which ranks 2nd in 49ers postseason history, trailing only WR Jerry Rice (14, 25+ yd. receipts. in 23 games). Two plays following Davis' catch, the 49ers got on the scoreboard with a 15–yd. TD run by RB LaMichael James. It was James' first–career TD. The 49ers next possession began on their own 18–yd. line with 6:24 remaining in the 2nd qtr. Vernon Davis stepped up once again, accounting for 48–yds. on 3 receipts., including a 4–yd. TD catch to finish the drive and pull the 49ers within 3, as the score read 14–17 at the 2–minute warning. Davis' 5 career postseason TDs rank 1–4th in franchise history. With the Falcons scoring right before the half, it was important the 49ers came out of halftime with an answer, and answer they did. Kaepernick marched the 49ers offense right down the field, driving 82 yds. on 7 plays capped off on a 5–yd. TD run by RB Frank Gore to make the score 21–24 with 10:51 remaining in the 3rd qtr. The San Francisco defense also had answers, forcing turnovers on the Falcons first two possessions of the 2nd half. CB Chris Culliver picked–off QB Matt Ryan and LB Aldon Smith recovered a muffed snap to stymie the Falcons offense during the 3rd qtr. With 11:59 left in the 4th qtr. WR Ted Ginn returned a Matt Bosher punt 20 yds. to the Atlanta 38–yd. line, giving the 49ers offense good starting field position. San Francisco's physical offensive line began to take over and wear down the Atlanta defense, opening big holes for Gore, James and RB Anthony Dixon as they gained all but 8 yds. on the go–ahead drive. Gore registered his 2nd TD run of the game on a 9–yd. burst to the end zone to give San Francisco the lead 28–24 with 8:27 remaining in the game. The Falcons took over after the Gore TD and sustained a 14–play drive down to the 49ers 10–yd. line. On the 14th play of the drive, the Falcons faced a 4th and 4 with 1:13 remaining. WR Roddy White was unable to hang onto the ball due to LB NaVorro Bowman's blanketing defense. The Falcons got the ball back following an Andy Lee punt and had one last shot with :06 ticks left on the clock, but CB Perrish Cox tackled WR Julio Jones at San Francisco's 35–yd. line before he could attempt a lateral as the clock struck :00. The 17–point comeback led by Kaepernick was the 2nd largest deficit overcome to win a conference championship (2006 – Indianapolis trailed New England by 18 points).

49ers	0	14	7	7	–	28
Falcons	10	14	0	0	–	24

ATL – Jones 46 pass from Ryan (Bryant kick)

ATL– Bryant 35 FG

ATL – Jones 20 pass from Ryan (Bryant kick)


SF – James 15 run (Akers kick)

SF – Davis 4 pass from Kaepernick (Akers kick)

ATL – Gonzalez 10 pass from Ryan (Bryant kick)

SF – Gore 5 run (Akers kick)

SF – Gore 9 run (Akers kick)



49ERS NFL COMPOSITE RECORDS (1950-PRESENT)

CURRENT NFC TEAMS				CURRENT AFC TEAMS			
OPPONENT	REG. SEASON	PLAYOFFS	TOTAL	OPPONENT	REG. SEASON	PLAYOFFS	TOTAL
Arizona	26-17	-	26-17	Baltimore	1-3	-	1-3
Atlanta	44-29-1	1-1	45-30-1	Buffalo	6-5	-	6-5
Carolina	7-10	-	7-10	Cincinnati	9-3	2-0	11-3
Chicago	29-29-1	3-0	32-29-1	Cleveland	7-11	-	7-11
Dallas	14-11-1	2-5	16-16-1	Denver	6-6	1-0	7-6
Detroit	36-26-1	1-1	37-27-1	Houston	1-1	-	1-1
Green Bay	26-30-1	2-4	28-34-1	Indianapolis	18-24	-	18-24
Minnesota	18-21-1	4-1	22-22-1	Jacksonville	1-2	-	1-2
New Orleans	46-24-2	1-0	47-24-2	Kansas City	6-5	-	6-5
N.Y. Giants	14-15	4-4	18-19	Miami	5-6	1-0	6-6
Philadelphia	17-12-1	1-0	18-12-1	New England	8-4	-	8-4
Seattle	14-14	-	14-14	N.Y. Jets	10-2	-	10-2
St. Louis	61-62-3	1-0	62-62-3	Oakland	6-6	-	6-6
Tampa Bay	16-4	0-1	16-5	Pittsburgh	11-9	-	11-9
Washington	15-9-1	3-1	18-10-1	San Diego	6-6	1-0	7-6
				Tennessee	7-5	-	7-5

49ERS CHAMPIONSHIPS (1950-PRESENT)

YEAR	RECORD	FINISH
1970	11-4-1	NFC West Champions
1971	10-6	NFC West Champions
1972	8-6-1	NFC West Champions
1981	16-3	Super Bowl XVI Champions
1983	11-7	NFC West Champions
1984	18-1	Super Bowl XIX Champions
1986	10-6-1	NFC West Champions
1987	13-3	NFC West Champions
1988	13-6	Super Bowl XXIII Champions
1989	17-2	Super Bowl XXIV Champions
1990	15-3	NFC West Champions
1992	15-3	NFC West Champions
1993	11-7	NFC West Champions
1994	16-3	Super Bowl XXIX Champions
1995	11-6	NFC West Champions
1997	14-4	NFC West Champions
2002	11-7	NFC West Champions
2011	14-4	NFC West Champions

49ERS YEARLY RESULTS ALL-AMERICA FOOTBALL CONFERENCE (1946-49)

1946 (9-5) <i>Lawrence T. Shaw, Coach</i>			1948 (12-2) <i>Lawrence T. Shaw, Coach</i>		
L 7	New York Yanks/S-8	21	W 35	Buffalo Bills/A-29	14
W 21	Miami Seahawks/S-15	14	W 36	Brooklyn Dodgers/S-5	20
W 32	Brooklyn Dodgers/S-22	13	W 41	New York Yanks/S-12	0
L 7	at Chicago Rockets/S-29	21	W 36	Los Angeles Dons/S-19	14
W 34	at Miami Seahawks/O-7	7	W 38	at Buffalo Bills/S-26	28
W 23	at Los Angeles Dons/O-12	14	W 31	at Chicago Rockets/O-1	14
L 14	at Buffalo Bisons/O-18	17	W 56	at Baltimore Colts/O-10	14
W 34	at Cleveland Browns/O-27	20	W 21	at New York Yanks/O-17	7
W 27	Buffalo Bisons/N-2	14	W 21	Baltimore Colts/O-24	10
L 7	Cleveland Browns/N-10	14	W 44	Chicago Rockets/N-7	21
L 9	at New York Yanks/N-17	10	L 7	at Cleveland Browns/N-14	14
W 30	at Brooklyn Dodgers/N-24	14	W 63	at Brooklyn Dodgers/N-21	40
W 14	Chicago Rockets/N-30	0	L 28	Cleveland Browns/N-28	31
W 48	Los Angeles Dons/D-8	7	W 38	at Los Angeles Dons/D-5	21
307		189	495		248

1947 (8-4-2) <i>Lawrence T. Shaw, Coach</i>			1949 (9-3/10-4) <i>Lawrence T. Shaw, Coach</i>		
W 23	Brooklyn Dodgers/A-31	7	W 31	Baltimore Colts/A-28	17
W 17	Los Angeles Dons/S-7	14	W 42	Chicago Hornets/S-4	7
W 14	Baltimore Colts/S-14	7	W 42	Los Angeles Dons/S-18	14
L 16	New York Yanks/S-21	21	L 17	at Buffalo Bills/S-25	28
W 41	at Buffalo Bills/S-28	24	W 42	at Chicago Hornets/S-30	24
T 28	at Baltimore Colts/O-5	28	W 56	Cleveland Browns/O-9	28
W 42	Chicago Rockets/O-12	28	W 51	Buffalo Bills/O-16	7
L 7	Cleveland Browns/O-26	14	L 3	at New York Yanks/O-23	24
W 26	at Los Angeles Dons/N-2	16	L 28	at Cleveland Browns/O-30	30
L 16	at New York Yanks/N-9	24	W 28	at Baltimore Colts/N-6	10
L 14	at Cleveland Browns/N-16	37	W 41	at Los Angeles Dons/11-13	24
W 41	at Chicago Rockets/N-21	16	W 35	New York Yanks/N-27	14
W 21	at Brooklyn Dodgers/N-27	7	416		227
T 21	Buffalo Bills/D-7	21			
327		264			

AAFC PLAYOFF - DEC. 4 (at San Francisco - Kezar)		
W 17	New York Yanks	7

AAFC CHAMPIONSHIP GAMES - DEC. 11 (at Cleveland)		
L 7	at Cleveland Browns	21

49ERS YEARLY RESULTS AND STATISTICS

NATIONAL FOOTBALL LEAGUE (1950-PRESENT)

1950 (3-9)

Lawrence T. Shaw, Coach

L	17	New York Yanks (29,600)/S-17	21
L	20	Chicago Bears (35,558)/S-24	32
L	14	Los Angeles Rams (27,262)/O-1	35
L	7	at Detroit (17,337)/O-8	24
L	24	at New York Yanks (5,740)/O-12	29
W	28	Detroit (27,350)/O-22	27
W	17	Baltimore (14,800)/O-29	14
L	21	at Los Angeles Rams (15,952)/N-5	28
L	14	at Cleveland (28,786)/N-12	34
L	0	at Chicago Bears (35,105)/N-19	17
L	21	at Green Bay (13,186)/N-26	25
W	30	Green Bay (19,204)/D-10	14
213			300

TEAM STATISTICS

	49ers	Opp
TOTAL FIRST DOWNS	201	204
By Rushing	107	111
By Passing	83	81
By Penalties	11	12
TOTAL YARDS GAINED	3830	3951
By Rushing	1955	1662
By Passing	1875	2289
TOTAL PLAYS FROM SCRIMMAGE	906	903
Rushes	460	443
Average Gain Per Rush	4.25	3.75
FORWARD PASSES ATTEMPTED	326	347
Number Completed	164	164
Per Cent Completed	50.3	47.3
Yards Lost Passing	325	248
Passes Had Intercepted	25	22
Yards Gained Per Pass	5.8	6.6
Yards Gained Per Completion	11.4	14.0
PUNTS	63	62
Total Yardage of Punts	2440	2443
Average Length	38.7	39.4
Net avg. per punt	32.0	32.2
KICKOFF RETURNS	45	61
Total Yards Returned	800	1014
Average Length of Return	20.0	24.7
PENALTIES	93	71
Yards Penalized	851	599
Net Loss/Gain	-252	252
FUMBLES	35	39
Own Fumbles Recovered	14	18
Opponents' Fumbles Recovered	21	21
FIELD GOALS	4	7
Field Goals Attempted	8	14
TOTAL POINTS SCORED	213	300
Touchdowns Scored	29	40
Touchdowns Rushing	14	17
Touchdowns Passing	14	16
Touchdown Returns	1	7
Extra Points	27	35
Safeties	0	2

SCORING

	TDs	Ru	Pa	Int	Fu	KO	Pu	PAT	FG	S	Pts
<i>Soltau, Gordy</i>	1	0	1	0	0	0	0	28/26	7/4	0	44
Perry, Joe	6	5	1	0	0	0	0	0/0	0/0	0	36
Cason, Jim	4	1	3	0	0	0	0	0/0	0/0	0	24
Albert, Frank	3	3	0	0	0	0	0	0/0	0/0	0	18
Beals, Alyn	3	0	3	0	0	0	0	0/0	0/0	0	18
Strzykalski, John	3	2	1	0	0	0	0	0/0	0/0	0	18
<i>Sitko, Emil</i>	3	1	2	0	0	0	0	0/0	0/0	0	18
Gehrke, Fred	2	1	1	0	0	0	0	0/0	0/0	0	12
Banducci, Bruno	1	0	1	0	0	0	0	0/0	0/0	0	6
Livingston, Howie	1	0	0	1	0	0	0	0/0	0/0	0	6
Salata, Paul	1	0	1	0	0	0	0	0/0	0/0	0	6
Standlee, Norm	1	1	0	0	0	0	0	0/0	0/0	0	6
<i>Nix, Jack</i>	0	0	0	0	0	0	0	1/1	0/0	0	1
49ERS	29	14	14	1	0	0	0	29/27	7/4	0	213
OPPONENTS	40	17	16	3	3	1	0	39/35	14/7	2	300

Rookie Names in *Italics*

	Att	Yds	Avg	LG	TD			
RUSHING								
Perry, Joe	124	647	5.2	78t	5			
Strzykalski, John	136	612	4.5	38	2			
Albert, Frank	53	272	5.1	42	3			
Cason, Jim	38	129	3.4	24t	1			
<i>Sitko, Emil</i>	23	105	4.6	15	1			
Cathcart, Sam	33	76	2.3	17	0			
Gehrke, Fred	22	69	3.1	12	1			
Standlee, Norm	12	23	1.9	8	1			
Wagner, Lowell	2	5	2.5	3	0			
Cathcart, Royal	3	5	1.7	3	0			
<i>Powers, Jim</i>	3	4	1.3	3	0			
Lillywhite, Verl	7	4	0.6	5	0			
Garlin, Don	3	3	1.0	2	0			
Shoener, Hal	1	1	1.0	1	0			
49ERS	460	1955	4.3	78t	14			
OPPONENTS	443	1662	3.8	57t	17			
	No	Yds	Avg	LG	TD			
RECEIVING								
Loyd, Alex	32	402	12.6	38	0			
Cason, Jim	30	374	12.5	43	3			
Strzykalski, John	24	187	7.8	28	1			
Beals, Alyn	22	315	14.3	38	3			
<i>Soltau, Gordy</i>	14	170	12.1	28	1			
Perry, Joe	13	69	5.3	16	1			
<i>Nix, Jack</i>	9	114	12.7	50	0			
Cathcart, Sam	7	99	14.1	24	0			
Salata, Paul	5	46	9.2	17	1			
<i>Sitko, Emil</i>	3	43	14.3	28t	2			
Gehrke, Fred	3	29	9.7	13	1			
Bruce, Gail	1	10	10.0	10	0			
Lillywhite, Verl	1	6	6.0	6	0			
Banducci, Bruno	Lat	11		11t	1			
49ERS	164	1875	11.4	50	14			
OPPONENTS	164	2289	14.0	72t	16			
	No	Yds	Avg	LG	TD			
INTERCEPTIONS								
<i>Powers, Jim</i>	5	42	8.4	26	0			
Livingston, Howie	4	99	24.8	35t	1			
Wagner, Lowell	4	12	3.0	8	0			
Cathcart, Sam	3	58	19.3	19	0			
Grgich, Visco	1	37	37.0	37	0			
Cason, Jim	1	22	22.0	22	0			
Shoener, Hal	1	14	14.0	14	0			
Lillywhite, Verl	1	11	11.0	11	0			
Wismann, Pete	1	5	5.0	5	0			
Bruce, Gail	1	4	4.0	4	0			
49ERS	22	304	13.8	37	1			
OPPONENTS	25	429	17.2	50	3			
	No	Yds	Avg	LG	TD			
KICKOFF RETURNS								
Cathcart, Sam	13	311	23.9	62	0			
Perry, Joe	12	223	18.6	27	0			
Shoener, Hal	4	53	13.3	17	0			
Gehrke, Fred	2	57	28.5	32	0			
Cason, Jim	2	48	24.0	25	0			
Lillywhite, Verl	2	36	18.0	21	0			
Garlin, Don	1	24	24.0	24	0			
Sandifer, Dan	1	19	19.0	19	0			
Standlee, Norm	1	17	17.0	17	0			
<i>Matthews, Clay</i>	1	10	10.0	10	0			
Evans, Ray	1	2	2.0	2	0			
49ERS	40	800	20.0	62	0			
OPPONENTS	41	1014	24.7	37	1			
	No	Yds	Avg	LG	TD			
PUNT RETURNS								
Cason, Jim	11	173	15.7	33	0			
Cathcart, Sam	16	185	11.6	29	0			
Gehrke, Fred	5	44	8.8	19	0			
Wagner, Lowell	1	4	4.0	4	0			
49ERS	33	406	12.3	33	0			
OPPONENTS	37	413	11.2	27	0			
	No	Yds	Avg	LG	Bik			
PUNTING								
Lillywhite, Verl	26	1016	39.1	57	0			
Albert, Frank	37	1424	38.5	64	1			
49ERS	63	2440	38.7	64	1			
OPPONENTS	62	2443	39.4	57	0			
	Att	Comp	Pct	Yds	LG	TD	Int	QB
PASSING								
Albert, Frank	306	155	50.7	1767	43	14	23	52.3
<i>Powers, Jim</i>	20	9	45.0	108	50	0	2	22.5
49ERS	326	164	50.3	1875	50	14	25	50.3
OPPONENTS	347	164	47.3	2289	72t	16	22	57.9

1951 (7-4-1)

Lawrence T. Shaw, Coach

W	24	Cleveland (48,263)/S-30	10
L	14	at Philadelphia (23,827)/O-6	21
W	28	at Pittsburgh (27,124)/O-14	24
L	7	at Chicago Bears (42,296)/O-21	13
W	44	Los Angeles Rams (49,538)/O-28	17
L	16	at Los Angeles Rams (54,346)/N-4	23
W	19	New York Yanks (25,538)/N-11	14
L	21	Chicago Cards (19,658)/N-18	27
T	10	at New York Yanks (10,184)/N-25	10
W	20	at Detroit (46,467)/D-2	10
W	31	Green Bay (15,121)/D-9	19
W	21	Detroit (27,276)/D-16	17
255			205

TEAM STATISTICS

	49ers	Opp
TOTAL FIRST DOWNS	237	188
By Rushing	134	91
By Passing	92	84
By Penalties	11	13
TOTAL YARDS GAINED	4321	3862
By Rushing	2366	1549
By Passing	1955	2313
TOTAL PLAYS FROM SCRIMMAGE	915	900
Rushes	523	417
Average Gain Per Rush	4.5	3.7
FORWARD PASSES ATTEMPTED	281	353
Number Completed	154	158
Per Cent Completed	54.8	44.8
Yards Lost Passing	308	212
Passes Had Intercepted	9	33
Yards Gained Per Pass	7.0	6.5
Yards Gained Per Completion	12.7	14.6
PUNTS	54	70
Total Yardage of Punts	2354	2826
Average Length	43.6	40.4
Net avg. per punt	39.4	33.4
KICKOFF RETURNS	53	49
Total Yards Returned	820	957
Average Length of Return	21.6	21.8
PENALTIES	75	68
Yards Penalized	694	526
Net Loss/Gain	-168	168
FUMBLES	26	22
Own Fumbles Recovered	6	13
Opponents' Fumbles Recovered	9	20
FIELD GOALS	6	13
Field Goals Attempted	18	24
TOTAL POINTS SCORED	255	205
Touchdowns Scored	34	24
Touchdowns Rushing	19	9
Touchdowns Passing	14	15
Touchdown Returns	1	0
Extra Points	31	22
Safeties	1	0

SCORING

	Tds	Ru	Pa	Int	Fu	KO	Pu	PAT	FG	S	Pts
SoItau, Gordy	7	0	7	0	0	0	0	32/30	1/6	0	90
Arenas, Joe	4	3	1	0	0	0	0	0/0	0/0	0	24
Perry, Joe	4	3	1	0	0	0	0	0/0	0/0	0	24
Albert, Frank	3	3	0	0	0	0	0	0/0	0/0	0	18
Strzykalski, John	3	3	0	0	0	0	0	0/0	0/0	0	18
Wilson, Billy	3	0	3	0	0	0	0	0/0	0/0	0	18
Lillywhite, Verl	2	1	1	0	0	0	0	0/0	0/0	0	12
Monachino, Jim	2	2	0	0	0	0	0	0/0	0/0	0	12
Schabarum, Pete	2	2	0	0	0	0	0	0/0	0/0	0	12
Cason, Jim	1	0	0	1	0	0	0	0/0	0/0	0	6
Jessup, Bill	1	0	1	0	0	0	0	0/0	0/0	0	6
Nomellini, Leo	1	0	0	0	0	0	1	0/0	0/0	0	6
Tittle, Y.A.	1	1	0	0	0	0	0	0/0	0/0	0	6
Tanner, Hampton	0	0	0	0	0	0	0	0/0	0/0	1	2
Bruce, Gail	0	0	0	0	0	0	0	1/1	0/0	0	1
49ERS	34	18	14	1	0	0	1	33/31	18/6	1	255
OPPONENTS	24	9	15	0	0	0	0	24/22	24/13	0	205

RUSHING	Att	Yds	Avg	LG	TD
Perry, Joe	136	677	5.0	58t	3
Lillywhite, Verl	67	397	5.9	60t	1
Schabarum, Pete	76	311	4.1	67	2
Strzykalski, John	81	296	3.7	13	3
Arenas, Joe	34	183	5.4	15	3
Strickland, Bishop	34	165	4.9	15	0
Albert, Frank	35	146	4.2	34	3
Monachino, Jim	21	74	3.5	7	2
Standlee, Norm	16	65	4.1	13	0
White, Bob	8	33	4.1	9	0
Tittle, Y.A.	13	18	1.4	5	1
Cason, Jim	1	5	5.0	5	0
SoItau, Gordy	1	-4	-4.0	-4	0
49ERS	523	2366	4.5	67	18
OPPONENTS	417	1549	3.7	61	9

RECEIVING	No	Yds	Avg	LG	TD
SoItau, Gordy	59	826	14.0	48t	7
Wilson, Billy	18	268	14.9	38	3
Perry, Joe	18	167	9.3	35	1
Beals, Alyn	12	126	10.5	22	0
Strzykalski, John	12	105	8.8	13	0
Lillywhite, Verl	11	125	11.4	29	1
Schabarum, Pete	10	162	16.2	47	0
Jessup, Bill	7	99	14.1	31	1
White, Bob	3	36	12.0	22	0
Arenas, Joe	1	12	12.0	12t	1
Berry, Rex	1	12	12.0	12	0
Cason, Jim	1	8	8.0	8	0
Monachino, Jim	1	6	6.0	6	0
Johnson, Bill	0	3	0.0	3	0
49ERS	154	1955	12.7	48t	14
OPPONENTS	158	2313	14.6	81t	15

INTERCEPTIONS	No	Yds	Avg	LG	TD
Wagner, Lowell	9	115	12.8	40	0
Cason, Jim	8	147	18.4	65t	1
Berry, Rex	4	77	19.3	38	0
Powers, Jim	4	73	18.3	28	0
Lillywhite, Verl	3	47	15.7	24	0
Wismann, Pete	2	12	6.0	10	0
Carapella, Al	1	11	11.0	11	0
White, Bob	1	11	11.0	11	0
Brown, Hardy	1	5	5.0	5	0
49ERS	33	498	15.1	65t	1
OPPONENTS	19	223	11.7	62	0

KICKOFF RETURNS	No	Yds	Avg	LG	TD
Arenas, Joe	21	542	25.8	49	0
Cason, Jim	10	196	19.6	41	0
Nomellini, Leo	2	27	13.5	16	0
Perry, Joe	1	32	32.0	32	0
Strickland, Bishop	1	14	14.0	14	0
Collins, Ray	1	6	6.0	6	0
Banducci, Bruno	1	3	3.0	3	0
Wilson, Billy	1	0	0.0	0	0
49ERS	38	820	21.6	49	0
OPPONENTS	44	957	21.8	63	0

PUNT RETURNS	No	Yds	Avg	LG	TD
Arenas, Joe	21	272	13.0	51	0
Cason, Jim	13	115	8.9	20	0
Nomellini, Leo	1	20	20.0	20t	1
49ERS	35	407	11.6	51	1
OPPONENTS	21	140	6.7	58	0

PUNTING	No	Yds	Avg	LG	Bk
Albert, Frank	34	1506	44.3	66	0
Lillywhite, Verl	20	848	42.4	75	0
49ERS	54	2354	43.6	75	0
OPPONENTS	70	2826	40.4	67	1

PASSING	Att	Comp	Pct	Yds	LG	TD	Int	QB
Tittle, Y.A.	114	63	55.3	808	48t	8	9	68.2
Albert, Frank	166	90	54.2	1116	47	5	10	60.2
Perry, Joe	1	1	100.0	31	31t	1	0	158.3
49ERS	281	154	54.8	1955	48t	14	19	65.2
OPPONENTS	353	158	44.8	2313	81t	15	33	41.9

1952 (7-5)

Lawrence T. Shaw, Coach

W	17	Detroit (52,750)/S-28	3
W	37	at Dallas Texans (12,566)/O-5	14
W	28	at Detroit (42,842)/O-12	0
W	40	at Chicago Bears (46,338)/O-19	16
W	48	Dallas Texans (26,887)/O-26	21
L	17	Chicago Bears (58,255)/N-2	20
L	14	at New York Giants (54,230)/N-9	23
W	23	at Washington (30,863)/N-16	17
L	9	at Los Angeles Rams (64,450)/N-23	35
L	21	Los Angeles Rams (49,420)/N-30	34
L	7	Pittsburgh (13,886)/D-7	24
W	24	Green Bay (17,579)/D-14	14
285			221

TEAM STATISTICS

	49ers	Opp
TOTAL FIRST DOWNS	213	167
By Rushing	97	81
By Passing	104	76
By Penalties	12	10
TOTAL YARDS GAINED	4276	3495
By Rushing	1905	1566
By Passing	2371	1929
TOTAL PLAYS FROM SCRIMMAGE	884	887
Rushes	421	412
Average Gain Per Rush	5.0	3.8
FORWARD PASSES ATTEMPTED	342	342
Number Completed	174	151
Per Cent Completed	51.8	44.2
Yards Lost Passing	396	291
Passes Had Intercepted	23	17
Yards Gained Per Pass	5.8	4.8
Yards Gained Per Completion	13.6	12.8
PUNTS	68	78
Total Yardage of Punts	2899	3218
Average Length	42.6	41.3
Net avg. per punt	36.8	34.6
KICKOFF RETURNS	58	50
Total Yards Returned	798	1242
Average Length of Return	22.2	23.9
PENALTIES	79	65
Yards Penalized	628	530
Net Loss/Gain	-98	98
FUMBLES	26	31
Own Fumbles Recovered	13	13
Opponents' Fumbles Recovered	18	13
FIELD GOALS	6	10
Field Goals Attempted	12	21
TOTAL POINTS SCORED	285	221
Touchdowns Scored	38	27
Touchdowns Rushing	16	10
Touchdowns Passing	19	15
Touchdown Returns	3	2
Extra Points	35	27
Field Goals	6	10
Safeties	2	1

SCORING

	TDs	Ru	Pa	Int	Fu	KO	Pu	PAT	FG	S	Pts
Softau, Gordy	7	0	7	0	0	0	0	36/34	12/6	0	94
McElhenny, Hugh	10	6	3	0	0	0	1	0/0	0/0	0	60
Perry, Joe	8	8	0	0	0	0	0	0/0	0/0	0	48
White, Bob	3	1	2	0	0	0	0	0/0	0/0	0	18
Wilson, Billy	3	0	3	0	0	0	0	0/0	0/0	0	18
O'Donahue, Pat	1	0	0	0	0	0	1	1/1	0/0	0	7
Albert, Frank	1	1	0	0	0	0	0	0/0	0/0	0	6
Aldridge, Ben	1	0	1	0	0	0	0	0/0	0/0	0	6
Arenas, Joe	1	0	1	0	0	0	0	0/0	0/0	0	6
Boone, J.R.	1	0	1	0	0	0	0	0/0	0/0	0	6
Burke, Don	1	0	0	1	0	0	0	0/0	0/0	0	6
Jessup, Bill	1	0	1	0	0	0	0	0/0	0/0	0	6
Momsen, Bob	0	0	0	0	0	0	0	0/0	0/0	1	2
Powell, Charlie	0	0	0	0	0	0	0	0/0	0/0	1	2
49ERS	38	16	19	1	0	0	2	37/35	12/6	2	285
OPPONENTS	27	10	15	0	1	0	1	27/27	21/10	1	221

	Att	Yds	Avg	LG	TD
Perry, Joe	158	725	4.6	78t	8
McElhenny, Hugh	98	684	7.0	89t	6
Arenas, Joe	44	183	4.2	14	0
Albert, Frank	22	87	4.0	29	1
Boone, J.R.	24	72	3.0	12	0
Strzykalski, John	16	53	3.3	11	0
Aldridge, Ben	13	36	2.8	11	0
White, Bob	24	33	1.4	17	1
Cathcart, Sam	6	21	3.5	7	0
Standlee, Norm	2	8	4.0	9	0
Berry, Rex	1	7	7.0	7	0
Nomellini, Leo	1	5	5.0	5	0
Meyers, Bob	1	2	2.0	2	0
Tittle, Y.A.	11	-11	-1.0	4	0
49ERS	421	1905	4.5	89t	16
OPPONENTS	412	1566	3.8	51	10

	No	Yds	Avg	LG	TD
Softau, Gordy	55	774	14.1	49	7
McElhenny, Hugh	26	367	14.1	77	3
Boone, J.R.	25	461	18.4	53	1
Wilson, Billy	23	304	13.2	40	3
Perry, Joe	15	81	5.4	17	0
White, Bob	12	173	14.4	60	2
Jessup, Bill	6	108	18.0	58	1
Arenas, Joe	5	47	9.4	14	1
Aldridge, Ben	4	22	5.5	16	1
Cathcart, Sam	2	15	7.5	13	0
Henke, Ed	1	13	13.0	13	0
Wagner, Lowell	1	6	6.0	6	0
Strzykalski, John	1	4	4.0	4	0
Banducci, Bruno	1	-4	-4.0	-4	0
49ERS	177	2371	13.4	77	19
OPPONENTS	151	1929	12.8	90t	15

	No	Yds	Avg	LG	TD
Wagner, Lowell	6	69	11.5	30	0
Cathcart, Sam	3	64	21.3	30	0
Powers, Jim	2	37	18.5	23	0
Berry, Rex	2	27	13.5	23	0
Cason, Jim	2	4	2.0	4	0
Burke, Don	1	35	35.0	35t	1
Brown, Hardy	1	16	16.0	16	0
49ERS	17	252	14.8	35t	1
OPPONENTS	23	299	13.0	38	0

	No	Yds	Avg	LG	TD
Arenas, Joe	11	291	26.5	47	0
McElhenny, Hugh	18	396	22.0	40	0
Brown, Hardy	2	31	15.5	23	0
O'Donahue, Pat	2	17	8.5	10	0
Burke, Don	1	25	25.0	25	0
Cathcart, Sam	1	20	20.0	20	0
Nomellini, Leo	1	18	18.0	18	0
49ERS	36	798	22.2	47	0
OPPONENTS	52	1242	23.9	52	0

	No	Yds	Avg	LG	TD
McElhenny, Hugh	20	284	14.2	94t	1
Boone, J.R.	11	66	6.0	17	0
Arenas, Joe	7	40	5.7	13	0
Cathcart, Sam	1	23	23.0	23	0
O'Donahue, Pat	1	23	23.0	23t	1
49ERS	40	436	10.9	94t	2
OPPONENTS	29	359	12.4	82t	1

	No	Yds	Avg	LG	Bik
Albert, Frank	68	2899	42.6	70	0
49ERS	68	2899	42.6	70	0
OPPONENTS	78	3218	41.3	66	0

	Att	Comp	Pct	Yds	LG	TD	Int	QB
Albert, Frank	129	71	55.0	964	60t	8	10	67.5
Tittle, Y.A.	208	106	51.0	1407	77	11	12	66.3
Arenas, Joe	1	0	0.0	0	0	0	0	39.6
Cathcart, Sam	1	0	0.0	0	0	0	1	0.0
Powers, Jim	1	0	0.0	0	0	0	0	39.6
Perry, Joe	2	0	0.0	0	0	0	0	39.6
49ERS	342	177	51.8	2371	77	19	23	64.6
OPPONENTS	342	151	44.2	1929	90t	15	17	56.3

1953 (9-3)

Lawrence T. Shaw, Coach

W	31	Philadelphia (25,000)/S-27	21
W	31	Los Angeles Rams (41,446)/O-4	30
L	21	at Detroit (56,080)/O-11	24
W	35	at Chicago Bears (36,909)/O-18	28
L	10	Detroit (52,300)/O-25	14
W	24	Chicago Bears (26,308)/N-1	14
W	31	at Los Angeles Rams (85,856)/N-8	27
L	21	at Cleveland (80,698)/N-15	23
W	37	at G.B. in Milwaukee (16,378)/N-22	7
W	38	at Baltimore (26,005)/N-29	21
W	48	Green Bay (31,337)/D-6	14
W	45	Baltimore (23,932)/D-13	14
372			237

TEAM STATISTICS

	49ers	Opp
TOTAL FIRST DOWNS	243	206
By Rushing	128	99
By Passing	99	95
By Penalties	16	12
TOTAL YARDS GAINED	4398	3425
By Rushing	2230	1548
By Passing	2168	1877
TOTAL PLAYS FROM SCRIMMAGE	825	830
Rushes	443	398
Average Gain Per Rush	5.0	3.9
FORWARD PASSES ATTEMPTED	322	356
Number Completed	174	173
Per Cent Completed	54.0	48.6
Yards Lost Passing	239	223
Passes Had Intercepted	19	23
Yards Gained Per Pass	6.7	5.3
Yards Gained Per Completion	12.5	10.8
PUNTS	42	60
Total Yardage of Punts	1706	2457
Average Length	40.6	41.0
Net avg. per punt	37.5	35.8
KICKOFF RETURNS	49	69
Number Returned	43	59
Total Yards Returned	1105	1264
Average Length of Return	25.7	21.4
PENALTIES	90	71
Yards Penalized	772	615
Net Loss/Gain	-157	157
FUMBLES	28	33
Own Fumbles Recovered	9	16
Opponents' Fumbles Recovered	17	19
FIELD GOALS	10	9
Field Goals Attempted	13	16
TOTAL POINTS SCORED	372	237
Touchdowns Scored	49	30
Touchdowns Rushing	26	12
Touchdowns Passing	22	17
Touchdown Returns	1	1
Extra Points	48	30
Field Goals	10	9
Safeties	0	0

SCORING

	TDs	Ru	Pa	Int	Fu	KO	Pu	PAT	FG	S	Pts
SoItau, Gordy	6	0	6	0	0	0	0	49/48	15/10	0	114
Perry, Joe	13	10	3	0	0	0	0	0/0	3/0	0	78
Wilson, Billy	10	0	10	0	0	0	0	0/0	0/0	0	60
Arenas, Joe	7	6	1	0	0	0	0	0/0	0/0	0	42
Tittle, Y.A.	6	6	0	0	0	0	0	0/0	0/0	0	36
McElhenny, Hugh	5	3	2	0	0	0	0	0/0	0/0	0	30
Berry, Rex	1	0	0	1	0	0	0	0/0	0/0	0	6
Mixon, Billy	1	1	0	0	0	0	0	0/0	0/0	0	6
49ERS	49	26	22	1	0	0	0	49/48	18/10	0	372
OPPONENTS	30	12	17	0	1	0	0	30/30	16/9	0	237

RUSHING	Att	Yds	Avg	LG	TD
Perry, Joe	192	1018	5.3	51t	10
McElhenny, Hugh	112	503	4.5	33	3
Arenas, Joe	72	380	5.3	60t	6
Mixon, Billy	25	176	7.0	33	1
Schabarum, Pete	18	104	5.8	23	0
Tittle, Y.A.	14	41	2.9	14	6
Monachino, Jim	4	10	2.5	5	0
Wagner, Lowell	1	4	4.0	4	0
Ledyard, Hal	1	3	3.0	3	0
Bahnsen, Ken	1	1	1.0	1	0
Powers, Jim	3	-10	-3.3	0	0
49ERS	443	2230	5.0	60t	26
OPPONENTS	398	1548	3.9	48	12

RECEIVING	No	Yds	Avg	LG	TD
Wilson, Billy	51	840	16.5	61t	10
SoItau, Gordy	43	620	14.4	54t	6
McElhenny, Hugh	30	474	15.8	71	2
Perry, Joe	19	191	10.1	60t	3
Arenas, Joe	10	113	11.3	38	1
Schabarum, Pete	10	96	9.6	31	0
Babcock, Harry	7	59	8.4	13	0
Monachino, Jim	2	9	4.5	9	0
Mixon, Billy	1	7	7.0	7	0
Hogland, Doug	1	-2	-2.0	-2	0
49ERS	174	2407	13.8	71	22
OPPONENTS	173	2100	12.1	66t	17

INTERCEPTIONS	No	Yds	Avg	LG	TD
Berry, Rex	7	142	20.3	29t	1
Wagner, Lowell	6	135	22.5	32	0
Bruney, Fred	5	59	11.8	23	0
Arenas, Joe	2	29	14.5	17	0
Morton, John	2	16	8.0	9	0
Brown, Hardy	1	7	7.0	7	0
49ERS	23	388	16.9	32	1
OPPONENTS	19	204	10.7	30	0

KICKOFF RETURNS	No	Yds	Avg	LG	TD
Arenas, Joe	16	551	34.4	82	0
McElhenny, Hugh	15	368	24.5	55	0
Schabarum, Pete	2	50	25.0	27	0
Bruney, Fred	2	46	23.0	25	0
Perry, Joe	2	21	10.5	11	0
Babcock, Harry	2	3	1.5	3	0
Berry, Rex	1	37	37.0	37	0
Bahnsen, Ken	1	21	21.0	21	0
Nomellini, Leo	1	5	5.0	5	0
Brown, Hardy	1	3	3.0	3	0
49ERS	43	1105	25.7	82	0
OPPONENTS	59	1264	21.4	78	0

PUNT RETURNS	No	Yds	Avg	LG	TD
McElhenny, Hugh	15	104	6.9	25	0
Arenas, Joe	8	93	11.6	50	0
Berry, Rex	7	42	6.0	17	0
Schabarum, Pete	2	0	0.0	0	0
Bruney, Fred	1	11	11.0	11	0
49ERS	33	250	7.6	50	0
OPPONENTS	27	109	4.0	13	0

PUNTING	No	Yds	Avg	LG	Bk
Powers, Jim	42	1706	40.6	55	1
49ERS	42	1706	40.6	55	1
OPPONENTS	60	2457	41.0	61	0

PASSING	Att	Comp	Pct	Yds	LG	TD	Int	QB
Tittle, Y.A.	259	149	57.5	2121	71t	20	16	84.2
Powers, Jim	49	22	44.9	259	28	1	2	51.3
McElhenny, Hugh	3	2	66.7	13	11t	1	0	115.3
Perry, Joe	1	1	100.0	14	14	0	0	118.8
Arenas, Joe	1	0	0.0	0	0	0	0	39.6
Ledyard, Hal	9	0	0.0	0	0	0	0	39.6
49ERS	322	174	54.0	2407	71t	22	18	77.8
OPPONENTS	356	173	48.6	1877	66t	17	23	53.6

1954 (7-4-1)

Lawrence T. Shaw, Coach

W	41	Washington (32,085)/S-26	7
T	24	at Los Angeles Rams (79,208)/O-3	24
W	23	at G.B. in Milwaukee (15,571)/O-10	17
W	27	at Chicago Bears (42,935)/O-17	24
W	37	Detroit (58,891)/O-24	31
L	27	Chicago Bears (49,833)/O-31	31
L	34	Los Angeles Rams (58,758)/N-7	42
L	7	at Detroit (58,431)/N-14	48
W	31	at Pittsburgh (37,001)/N-20	3
L	13	at Baltimore (23,875)/N-28	17
W	35	Green Bay (32,012)/D-5	0
W	10	Baltimore (25,456)/D-11	7
313			251

TEAM STATISTICS

	49ers	Opp
TOTAL FIRST DOWNS	252	207
By Rushing	125	74
By Passing	109	122
By Penalties	18	11
TOTAL YARDS GAINED	4704	4020
By Rushing	2498	1371
By Passing	2206	2649
TOTAL PLAYS FROM SCRIMMAGE	863	800
Rushes	442	348
Average Gain Per Rush	5.7	3.9
FORWARD PASSES ATTEMPTED	340	374
Number Completed	187	193
Per Cent Completed	55.0	51.6
Yards Lost Passing	238	366
Passes Had Intercepted	12	19
Yards Gained Per Pass	6.5	7.1
Yards Gained Per Completion	11.8	13.7
PUNTS	60	59
Total Yardage of Punts	2221	2420
Average Length	37.0	41.0
Net avg. per punt	32.2	34.8
KICKOFF RETURNS	51	64
Number Returned	39	57
Total Yards Returned	930	1145
Average Length of Return	23.8	20.1
PENALTIES	73	51
Yards Penalized	614	426
Net Loss/Gain	-188	188
FUMBLES	30	29
Own Fumbles Recovered	17	14
Opponents' Fumbles Recovered	18	13
FIELD GOALS	12	9
Field Goals Attempted	21	19
TOTAL POINTS SCORED	313	251
Touchdowns Scored	40	32
Touchdowns Rushing	28	8
Touchdowns Passing	10	24
Touchdown Returns	2	0
Extra Points	37	32
Field Goals	12	9
Safeties	0	0

SCORING

	TDs	Ru	Pa	Int	Fu	KO	Pu	PAT	FG	S	Pts
Soltau, Gordy	2	0	2	0	0	0	0	33/31	18/11	0	76
Perry, Joe	8	8	0	0	0	0	0	7/6	3/1	0	57
<i>Johnson, John Henry</i>	9	9	0	0	0	0	0	0/0	0/0	0	54
McElhenny, Hugh	6	6	0	0	0	0	0	0/0	0/0	0	36
Wilson, Billy	5	0	5	0	0	0	0	0/0	0/0	0	30
Tittle, Y.A.	4	4	0	0	0	0	0	0/0	0/0	0	24
Jessup, Bill	3	0	3	0	0	0	0	0/0	0/0	0	18
Berry, Rex	1	0	0	1	0	0	0	0/0	0/0	0	6
Brown, Hardy	1	0	0	1	0	0	0	0/0	0/0	0	6
Schabarum, Pete	1	1	0	0	0	0	0	0/0	0/0	0	6
49ERS	40	28	10	2	0	0	0	40/37	21/12	0	313
OPPONENTS	32	8	24	0	0	0	0	32/32	19/9	0	251

	Att	Yds	Avg	LG	TD			
RUSHING								
Perry, Joe	173	1049	6.1	58	8			
<i>Johnson, John Henry</i>	129	681	5.3	38t	9			
McElhenny, Hugh	64	515	8.1	60t	6			
Schabarum, Pete	21	79	3.8	16	1			
Arenas, Joe	11	77	7.0	26	0			
Tittle, Y.A.	28	68	2.4	10	4			
Mixon, Billy	7	19	2.7	7	0			
<i>Cassara, Frank</i>	3	17	5.7	10	0			
Galiffa, Arnie	1	2	2.0	2	0			
<i>Tidwell, Billy</i>	1	1	1.0	1	0			
Cason, Jim	2	1	0.5	3	0			
Jessup, Bill	1	-5	-5.0	-5	0			
Brown, Pete	1	-6	-6.0	-6	0			
49ERS	442	2498	5.7	60t	28			
OPPONENTS	348	1371	3.9	43t	8			
RECEIVING	No	Yds	Avg	LG	TD			
Wilson, Billy	60	830	13.8	43	5			
Jessup, Bill	30	565	18.8	68t	3			
<i>Johnson, John Henry</i>	28	183	6.5	34	0			
Perry, Joe	26	203	7.8	70	0			
Soltau, Gordy	22	316	14.4	42	2			
McElhenny, Hugh	8	162	20.3	53	0			
Babcock, Harry	6	91	15.2	33	0			
Schabarum, Pete	4	70	17.5	42	0			
Arenas, Joe	2	12	6.0	12	0			
<i>Cassara, Frank</i>	1	12	12.0	12	0			
49ERS	187	2444	13.1	70	10			
OPPONENTS	193	3015	15.6	78t	24			
INTERCEPTIONS	No	Yds	Avg	LG	TD			
Berry, Rex	3	69	23.0	34t	1			
Brown, Hardy	3	42	14.0	41t	1			
Williams, John	3	28	9.3	15	0			
Arenas, Joe	3	26	8.7	26	0			
Carapella, Al	2	40	20.0	27	0			
Mixon, Billy	2	6	3.0	3	0			
Brown, Pete	1	47	47.0	47	0			
Toneff, Bob	1	15	15.0	15	0			
Schabarum, Pete	1	9	9.0	9	0			
49ERS	19	282	14.8	47	2			
OPPONENTS	12	167	13.9	33	0			
KICKOFF RETURNS	No	Yds	Avg	LG	TD			
Arenas, Joe	16	362	22.6	41	0			
<i>Tidwell, Billy</i>	10	287	28.7	65	0			
McElhenny, Hugh	8	210	26.3	51	0			
<i>Johnson, John Henry</i>	2	25	12.5	19	0			
Schabarum, Pete	1	34	34.0	34	0			
Toneff, Bob	1	10	10.0	10	0			
Hogland, Doug	1	2	2.0	2	0			
49ERS	39	930	23.9	65	0			
OPPONENTS	57	1145	20.1	43	0			
PUNT RETURNS	No	Yds	Avg	LG	TD			
Arenas, Joe	23	117	5.1	23	0			
McElhenny, Hugh	8	78	9.8	32	0			
<i>Tidwell, Billy</i>	3	0	0.0	17	0			
Schabarum, Pete	2	10	5.0	10	0			
49ERS	36	205	5.7	32	0			
OPPONENTS	40	269	6.7	47	0			
PUNTING	No	Yds	Avg	LG	Blk			
Brown, Pete	49	1837	37.5	51	0			
Brown, Hardy	10	384	38.4	58	0			
Berry, Rex	1	0	0.0	0	0			
49ERS	60	2221	37.0	58	0			
OPPONENTS	59	2420	41.0	60	0			
PASSING	Att	Comp	Pct	Yds	LG	TD	Int	QB
Tittle, Y.A.	295	170	57.6	2205	70	9	9	78.7
Cason, Jim	13	7	53.9	40	25	0	1	27.7
<i>Duncan, Maury</i>	14	4	28.6	82	29	0	2	11.9
Galiffa, Arnie	12	3	25.0	54	25	0	0	45.8
<i>Johnson, John Henry</i>	2	1	50.0	10	10t	1	0	104.2
Brown, Pete	1	1	100.0	19	19	0	0	118.8
Perry, Joe	1	1	100.0	34	34	0	0	118.8
Schabarum, Pete	1	0	0.0	0	0	0	0	39.6
<i>Tidwell, Billy</i>	1	0	0.0	0	0	0	0	39.6
49ERS	340	187	55.0	2444	70	10	12	73.0
OPPONENTS	374	193	51.6	2649	78t	24	19	74.8

1955 (4-8)

Norman P. Strader, Coach

L	14	Los Angeles Rams (58,772)/S-25	23
L	3	Cleveland (43,595)/O-2	38
W	20	at Chicago Bears (41,651)/O-9	19
W	27	at Detroit (50,179)/O-16	24
L	23	Chicago Bears (56,350)/O-23	34
W	38	Detroit (44,831)/O-30	21
L	14	at Los Angeles Rams (71,832)/N-6	27
L	0	at Washington (25,112)/N-13	7
L	21	at G.B. in Milwaukee(19,099)/N-20	27
L	14	at Baltimore (33,485)/N-27	26
L	7	Green Bay (32,897)/D-4	28
W	35	Baltimore (33,471)/D-11	24
216			308

TEAM STATISTICS

	49ers	Opp
TOTAL FIRST DOWNS	204	250
By Rushing	102	132
By Passing	80	103
By Penalties	13	15
TOTAL YARDS GAINED	3651	4008
By Rushing	1713	2135
By Passing	1938	1873
TOTAL PLAYS FROM SCRIMMAGE	786	930
Rushes	408	538
Average Gain Per Rush	4.2	4.0
FORWARD PASSES ATTEMPTED	303	311
Number Completed	151	147
Per Cent Completed	49.8	47.3
Yards Lost Passing	287	172
Passes Had Intercepted	28	21
Yards Gained Per Pass	6.4	6.0
Yards Gained Per Completion	12.8	12.7
PUNTS	63	59
Total Yardage of Punts	2558	2559
Average Length	40.6	43.4
Net avg. per punt	34.4	38.8
KICKOFF RETURNS	51	59
Number Returned	51	37
Total Yards Returned	1097	867
Average Length of Return	25.5	23.4
PENALTIES	64	58
Yards Penalized	541	528
FUMBLES	25	19
Own Fumbles Recovered	7	6
Opponents' Fumbles Recovered	13	18
FIELD GOALS	3	12
Field Goals Attempted	12	24
TOTAL POINTS SCORED	216	298
Touchdowns Scored	30	37
Touchdowns Rushing	12	24
Touchdowns Passing	17	10
Touchdowns Returns	1	3
Extra Points	27	36
Field Goals	3	12
Safeties	0	2

SCORING

	TDs	Ru	Pa	Int	Fu	KO	Pu	PAT	FG	S	Pts
Soltau, Gordy	1	0	1	0	0	0	0	30/27	12/3	0	42
Wilson, Billy	7	0	7	0	0	0	0	0/0	0/0	0	42
McElhenny, Hugh	6	4	2	0	0	0	0	0/0	0/0	0	36
Moegle, Dicky	5	5	0	0	0	0	0	0/0	0/0	0	30
Hardy, Carroll	4	0	4	0	0	0	0	0/0	0/0	0	24
Perry, Joe	3	2	1	0	0	0	0	0/0	0/0	0	18
Arenas, Joe	2	0	2	0	0	0	0	0/0	0/0	0	12
Berry, Rex	1	0	0	1	0	0	0	0/0	0/0	0	6
Johnson, John Henry	1	1	0	0	0	0	0	0/0	0/0	0	6
49ERS	30	12	17	1	0	0	0	30/27	12/3	0	216
OPPONENTS	37	24	10	2	0	0	1	37/36	24/12	2	298

RUSHING	Att	Yds	Avg	LG	TD
Perry, Joe	156	701	4.5	42	2
McElhenny, Hugh	90	327	3.6	44	4
Moegle, Dicky	41	235	5.7	39	5
Arenas, Joe	37	150	4.1	30	0
Tittle, Y.A.	23	114	5.0	35	0
Johnson, John Henry	19	69	3.6	12	1
Laughlin, Bud	20	58	2.9	14	0
Hardy, Carroll	15	37	2.5	14	0
Harkey, Lem	6	27	4.5	15	0
Duncan, Maury	1	-5	-5.0	-5	0
49ERS	408	1713	4.2	44	12
OPPONENTS	538	2135	4.0	49	24

RECEIVING	No	Yds	Avg	LG	TD
Wilson, Billy	53	831	15.7	72t	7
Soltau, Gordy	26	358	13.8	36	1
Perry, Joe	19	55	2.9	19	1
Arenas, Joe	13	255	19.6	53t	2
Hardy, Carroll	12	338	28.2	78t	4
McElhenny, Hugh	11	203	18.5	55t	2
Laughlin, Bud	8	54	6.8	27	0
Moegle, Dicky	4	94	23.5	53	0
Babcock, Harry	3	31	10.3	16	0
Johnson, John Henry	2	6	3.0	11	0
49ERS	151	2225	14.7	78t	17
OPPONENTS	147	2045	13.9	60t	10

INTERCEPTIONS	No	Yds	Avg	LG	TD
Moegle, Dicky	6	50	8.3	37	0
Berry, Rex	3	69	23.0	44t	1
Brown, Hardy	2	28	14.0	18	0
Madreos, George	2	23	11.5	19	0
Luna, Bob	2	0	0.0	0	0
Johnson, John Henry	1	29	29.0	29	0
Matthews, Clay	1	19	19.0	13	0
Carr, Paul	1	11	11.0	11	0
Stolhandski, Tom	1	6	6.0	6	0
Arenas, Joe	1	0	0.0	0	0
Campbell, Marion	1	0	0.0	0	0
Powell, Charlie (lat)	0	7		7	0
49ERS	21	242	11.5	44t	1
OPPONENTS	28	299	10.7	55t	2

KICKOFF RETURNS	No	Yds	Avg	LG	TD
Arenas, Joe	24	594	24.8	42	0
Moegle, Dicky	10	249	24.9	61	0
McElhenny, Hugh	9	189	21.0	31	0
Hardy, Carroll	3	65	21.7	30	0
Laughlin, Bud	1	25	25.0	25	0
Toneff, Bob	1	13	13.0	13	0
Hazeltine, Matt	1	9	9.0	9	0
Powell, Charlie	1	2	2.0	2	0
Palatella, Lou	1	1	1.0	1	0
49ERS	51	1147	22.5	61	0
OPPONENTS	37	865	23.4	56	0

PUNT RETURNS	No	Yds	Avg	LG	TD
Arenas, Joe	21	55	2.6	7	0
Moegle, Dicky	8	36	4.5	21	0
McElhenny, Hugh	7	10	1.4	10	0
Berry, Rex	1	11	11.0	11	0
Johnson, John Henry	1	6	6.0	6	0
Carapella, Al	1	0	0.0	0	0
49ERS	39	118	3.0	21	0
OPPONENTS	40	369	9.2	37	1

PUNTING	No	Yds	Avg	LG	Bik
Luna, Bobby	63	2558	40.6	63	3
49ERS	63	2558	40.6	63	3
OPPONENTS	59	2559	43.4	73	0

PASSING	Att	Comp	Pct	Yds	LG	TD	Int	QB
Tittle, Y.A.	287	147	51.2	2185	78t	17	28	56.7
Duncay, Maury	12	4	33.3	40	27	0	0	43.8
Arenas, Joe	1	0	0.0	0	0	0	0	39.6
Moegle, Dicky	1	0	0.0	0	0	0	0	39.6
Perry, Joe	2	0	0.0	0	0	0	0	39.6
49ERS	303	151	49.8	2225	78t	17	28	54.4
OPPONENTS	311	147	47.3	2045	60t	10	21	51.5

1956 (5-6-1)

Frank C. Albert, Coach

L	21	New York Giants (41,751)/S-30	38
W	33	Los Angeles Rams (56,489)/O-7	30
L	7	at Chicago Bears (47,526)/O-14	31
L	17	at Detroit (55,662)/O-21	20
L	21	Chicago Bears (52,612)/O-28	38
L	13	Detroit (46,708)/N-4	17
L	6	at Los Angeles Rams (69,828)/N-11	30
W	17	at Green Bay (17,986)/N-18	16
T	10	at Philadelphia (19,326)/N-25	10
W	20	at Baltimore (37,227)/D-2	17
W	38	Green Bay (32,433)/D-8	20
W	30	Baltimore (43,791)/D-16	17
233			284

TEAM STATISTICS

	49ers	Opp
TOTAL FIRST DOWNS	221	236
By Rushing	101	124
By Passing	107	103
By Penalties	13	9
TOTAL YARDS GAINED	3813	4162
By Rushing	1836	2192
By Passing	1977	1970
TOTAL PLAYS FROM SCRIMMAGE	795	827
Rushes	419	481
Average Gain Per Rush	4.4	4.6
FORWARD PASSES ATTEMPTED	297	279
Number Completed	162	147
Per Cent Completed	54.6	52.7
Yards Lost Passing	285	145
Passes Had Intercepted	19	17
Yards Gained Per Pass	6.7	7.1
Yards Gained Per Completion	12.2	13.4
PUNTS	59	42
Total Yardage of Punts	2268	1709
Average Length	38.4	40.7
Net avg. per punt	36.0	36.4
KICKOFF RETURNS	62	51
Number Returned	51	42
Total Yards Returned	1257	988
Average Length of Return	24.7	23.5
PENALTIES	57	37
Yards Penalized	562	321
FUMBLES	17	27
Own Fumbles Recovered	5	10
Opponents' Fumbles Recovered	17	12
FIELD GOALS	13	14
Field Goals Attempted	20	25
TOTAL POINTS SCORED	233	284
Touchdowns Scored	28	35
Touchdowns Rushing	17	23
Touchdowns Passing	8	12
Touchdowns Returns	3	0
Extra Points	26	32
Field Goals	13	14
Safeties	0	0

SCORING

	TDs	Ru	Pa	Int	Fu	KO	Pu	PAT	FG	S	Pts
Soltau, Gordy	1	0	1	0	0	0	0	28/26	20/13	0	71
McElhenny, Hugh	8	8	0	0	0	0	0	0/0	0/0	0	48
Wilson, Billy	5	0	5	0	0	0	0	0/0	0/0	0	30
Tittle, Y.A.	4	4	0	0	0	0	0	0/0	0/0	0	24
Arenas, Joe	3	0	1	0	0	1	1	0/0	0/0	0	18
Perry, Joe	3	3	0	0	0	0	0	0/0	0/0	0	18
Johnson, John Henry	2	2	0	0	0	0	0	0/0	0/0	0	12
Conner, Clyde	1	0	1	0	0	0	0	0/0	0/0	0	6
Moegle, Dicky	1	0	0	1	0	0	0	0/0	0/0	0	6
49ERS	28	17	8	1	0	1	1	28/26	20/13	0	233
OPPONENTS	35	23	12	0	0	0	0	34/32	25/14	0	284

	Att	Yds	Avg	LG	TD
McElhenny, Hugh	185	916	5.0	86t	8
Perry, Joe	115	520	4.5	39	3
Johnson, John Henry	80	301	3.8	54	2
Tittle, Y.A.	24	67	2.8	13	4
Moegle, Dicky	7	18	2.6	12	0
Morrall, Earl	6	10	1.7	8	0
McCormick, Tom	2	4	2.0	2	0
49ERS	419	1836	4.4	86t	17
OPPONENTS	481	2192	4.6	59t	18

	No	Yds	Avg	LG	TD
Wilson, Billy	60	889	14.8	77t	5
Conner, Clyde	22	362	16.5	49	1
Soltau, Gordy	18	299	16.6	33	1
Perry, Joe	18	104	5.8	20	0
McElhenny, Hugh	16	193	12.1	22	0
Arenas, Joe	14	226	16.1	50	1
Johnson, John Henry	8	90	11.3	28	0
Moegle, Dicky	3	79	26.3	37	0
Jessup, Bill	2	7	3.5	10	0
Smith, Charlie	1	13	13.0	13	0
49ERS	162	2262	14.0	77t	8
OPPONENTS	147	2115	14.4	69t	12

	No	Yds	Avg	LG	TD
Moegle, Dicky	6	75	12.5	31t	1
Berry, Rex	3	20	6.7	20	0
Carr, Paul	2	18	9.0	11	0
Maderos, George	2	2	1.0	2	0
Hazeltine, Matt	1	7	7.0	7	0
Sharkey, Ed	1	4	4.0	4	0
Holladay, Bob	1	0	0.0	0	0
Smith, Ernie	1	0	0.0	0	0
49ERS	17	126	7.4	31t	1
OPPONENTS	19	330	17.4	35	0

	No	Yds	Avg	LG	TD
Arenas, Joe	27	801	29.7	96t	1
McElhenny, Hugh	13	300	23.1	36	0
Moegle, Dicky	2	39	19.5	22	0
Maderos, George	2	21	10.5	12	0
Johnson, John Henry	1	23	23.0	23	0
Goad, Paul	1	18	18.0	18	0
McCormick, Tom	1	18	18.0	18	0
Smith, Charlie	1	14	14.0	14	0
Carr, Paul	1	11	11.0	11	0
Gonzaga, John	1	6	6.0	6	0
Herchman, Bill	1	6	6.0	6	0
49ERS	51	1257	24.7	96t	1
OPPONENTS	42	988	23.5	45	0

	No	Yds	Avg	LG	TD
Arenas, Joe	19	117	6.2	67	1
McElhenny, Hugh	15	38	2.5	12	0
Moegle, Dicky	1	5	5.0	5	0
49ERS	35	160	4.6	67	1
OPPONENTS	35	123	3.5	16	0

	No	Yds	Avg	LG	Bik
Morrall, Earl	45	1705	37.9	57	0
Jessup, Bill	14	563	40.2	63	0
49ERS	59	2268	38.4	63	0
OPPONENTS	42	1709	40.7	56	0

	Att	Comp	Pct	Yds	LG	TD	Int	QB
Tittle, Y.A.	218	124	56.9	1641	77t	7	12	61.6
Morrall, Earl	78	38	48.7	621	37	1	6	48.1
McElhenny, Hugh	1	0	0.0	0	0	0	1	0.0
49ERS	297	162	54.6	2262	77t	8	19	61.6
OPPONENTS	279	147	52.7	2329	69t	12	17	69.7

1957 (8-4/8-5)

Frank C. Albert, Coach

L	10	Chicago Cards (35,743)/S-29	20
W	23	Los Angeles Rams (59,637)/O-6	20
W	21	at Chicago Bears (45,310)/O-13	17
W	24	at G.B. in Milwaukee (18,919)/O-20	14
W	21	Chicago Bears (56,693)/O-27	17
W	35	Detroit (59,702)/N-3	31
L	24	at Los Angeles Rams (102,368)/N-10	37
L	10	at Detroit (56,915)/N-17	31
L	21	at Baltimore (50,073)/N-24	27
W	27	at New York Giants (54,121)/D-1	17
W	17	Baltimore (59,950)/D-8	13
W	27	Green Bay (59,100)/D-15	20
287			295

NFC PLAYOFF - DEC. 22

(at San Francisco - Kezar Stadium)

L	27	Detroit (60,118)	31
---	----	------------------	----

TEAM STATISTICS

	49ers	Opp
TOTAL FIRST DOWNS	223	239
By Rushing	92	107
By Passing	115	117
By Penalties	16	15
TOTAL YARDS GAINED	3658	4248
By Rushing	1622	1847
By Passing	2036	2401
TOTAL PLAYS FROM SCRIMMAGE	754	837
Rushes	377	434
Average Gain Per Rush	4.6	4.3
FORWARD PASSES ATTEMPTED	305	332
Number Completed	191	182
Per Cent Completed	62.6	54.8
Yards Lost Passing	371	181
Passes Had Intercepted	18	18
Yards Gained Per Pass	6.7	7.2
Yards Gained Per Completion	10.7	13.2
PUNTS	57	47
Total Yardage of Punts	2550	1894
Average Length	44.7	40.3
Net avg. per punt	39.7	36.9
KICKOFF RETURNS	56	56
Number Returned	42	45
Total Yards Returned	1096	928
Average Length of Return	26.1	20.6
PENALTIES	66	55
Yards Penalized	629	502
FUMBLES	22	25
Own Fumbles Recovered	8	9
Opponents' Fumbles Recovered	16	14
FIELD GOALS	9	13
Field Goals Attempted	15	24
TOTAL POINTS SCORED	260	264
Touchdowns Scored	33	32
Touchdowns Rushing	15	18
Touchdowns Passing	17	13
Touchdowns Returns	1	1
Extra Points	33	31
Field Goals	9	13
Safeties	1	1

SCORING

	TDs	Ru	Pa	Int	Fu	KO	Pu	PAT	FG	S	Pts
Soltau, Gordy	0	0	0	0	0	0	0	33/33	15/9	0	60
Tittle, Y.A.	6	6	0	0	0	0	0/0	0/0	0/0	0	36
Wilson, Billy	6	0	6	0	0	0	0/0	0/0	0/0	0	36
Owens, R.C.	5	0	5	0	0	0	0/0	0/0	0/0	0	30
Conner, Clyde	4	0	4	0	0	0	0/0	0/0	0/0	0	24
Babb, Gene	3	3	0	0	0	0	0/0	0/0	0/0	0	18
McElhenny, Hugh	3	1	2	0	0	0	0/0	0/0	0/0	0	18
Perry, Joe	3	3	0	0	0	0	0/0	0/0	0/0	0	18
Arenas, Joe	1	1	0	0	0	0	0/0	0/0	0/0	0	6
Herchman, Bill	1	0	0	1	0	0	0/0	0/0	0/0	0	6
Moegle, Dicky	1	1	0	0	0	0	0/0	0/0	0/0	0	6
Nomellini, Leo	0	0	0	0	0	0	0/0	0/0	0/0	1	2
49ERS	33	15	17	1	0	0	0	33/33	15/9	1	260
OPPONENTS	32	18	13	1	0	0	0	32/31	24/13	1	264

Rookie Names in Italic

RUSHING	Att	Yds	Avg	LG	TD
McElhenny, Hugh	102	478	4.7	61	1
Perry, Joe	97	454	4.7	34	3
Babb, Gene	102	330	3.2	19	3
Tittle, Y.A.	40	220	5.5	45	6
Barnes, Larry	20	78	3.9	16	0
Moegle, Dicky	9	48	5.3	18t	1
Arenas, Joe	5	14	2.8	7t	1
Brodie, John	2	0	0.0	0	0
49ERS	377	1622	4.6	61	15
OPPONENTS	434	1847	4.3	49	23

RECEIVING	No	Yds	Avg	LG	TD
Wilson, Billy	52	757	14.6	40	6
McElhenny, Hugh	37	458	12.4	43	2
Conner, Clyde	30	412	13.7	41	4
Owens, R.C.	27	395	14.6	46t	5
Babb, Gene	20	141	7.1	17	0
Perry, Joe	15	130	8.7	17	0
Soltau, Gordy	5	47	9.4	18	0
Jessup, Bill	2	29	14.5	22	0
Powell, Charlie	1	27	27.0	27	0
Arenas, Joe	1	10	10.0	10	0
Barnes, Larry	1	1	1.0	1	0
49ERS	191	2407	12.6	46t	17
OPPONENTS	182	2582	14.2	82t	13

INTERCEPTIONS	No	Yds	Avg	LG	TD
Moegle, Dicky	8	107	13.4	40	0
Stitts, Bill	2	28	14.0	20	0
Hazeltine, Matt	2	22	11.0	14	0
Walker, Val Joe	2	20	10.0	12	0
Smith, J.D.	2	17	8.5	12	0
Herchman, Bill	1	54	54.0	54t	1
Rubke, Karl	1	16	16.0	16	0
49ERS	18	264	14.7	54t	1
OPPONENTS	18	336	18.7	75t	1

KICKOFF RETURNS	No	Yds	Avg	LG	TD
Arenas, Joe	24	657	27.4	64	0
Smith, J.D.	14	368	26.3	38	0
Hazeltine, Matt	1	23	23.0	23	0
Carr, Paul	1	10	10.0	10	0
Jessup, Bill	1	8	8.0	8	0
Babb, Gene	1	0	0.0	0	0
Palatella, Lou (lat)	0	30	0.0	0	0
49ERS	42	1096	26.1	64	0
OPPONENTS	45	928	20.6	33	0

PUNT RETURNS	No	Yds	Avg	LG	TD
Arenas, Joe	25	80	3.2	26	0
McElhenny, Hugh	10	41	4.1	13	0
Hazeltine, Matt	1	1	1.0	1	0
Moegle, Dicky	1	0	0.0	0	0
49ERS	37	122	3.3	26	0
OPPONENTS	35	205	5.9	28	0

PUNTING	No	Yds	Avg	LG	Blk
Jessup, Bill	38	1656	43.6	62	0
Barnes, Larry	19	894	47.1	86	0
49ERS	57	2550	44.7	86	0
OPPONENTS	47	1894	40.3	62	0

PASSING	Att	Comp	Pct	Yds	LG	TD	Int	QB
Tittle, Y.A.	279	176	63.1	2157	46t	13	15	80.0
Brodie, John	21	11	52.4	160	28	2	3	69.6
Arenas, Joe	3	3	100.0	92	33t	2	0	158.3
Barnes, Larry	1	1	100.0	-2	-2	0	0	79.1
Perry, Joe	1	0	0.0	0	0	0	0	39.6
49ERS	305	191	62.6	2407	46t	17	18	81.1
OPPONENTS	332	182	54.8	2582	82t	13	18	70.6

1958 (6-6)

Frank C. Albert, Coach

W	23	Pittsburgh (51,856)/S-28	20
L	3	Los Angeles Rams (59,826)/O-5	33
L	6	at Chicago Bears (45,310)/O-12	28
W	30	at Philadelphia (33,110)/O-19	24
L	14	Chicago Bears (59,441)/O-26	27
W	24	Detroit (59,350)/N-2	21
L	7	at Los Angeles Rams (95,082)/N-9	56
L	21	at Detroit (54,523)/N-16	35
W	33	at G.B. in Milwaukee (43,819)/N-23	12
L	27	at Baltimore (57,557)/N-30	35
W	48	Green Bay (50,793)/D-7	21
W	21	Baltimore (58,334)/D-14	12
257			324

TEAM STATISTICS

	49ers	Opp
TOTAL FIRST DOWNS	237	227
By Rushing	93	106
By Passing	126	106
By Penalties	18	15
TOTAL YARDS GAINED	4111	4010
By Rushing	1628	2038
By Passing	2483	1972
TOTAL PLAYS FROM SCRIMMAGE	811	787
Rushes	359	380
Average Gain Per Rush	4.5	5.4
FORWARD PASSES ATTEMPTED	383	341
Number Completed	223	163
Per Cent Completed	58.2	47.8
Yards Lost Passing	208	246
Passes Had Intercepted	29	16
Yards Gained Per Pass	6.5	5.8
Yards Gained Per Completion	11.1	12.1
PUNTS	48	49
Total Yardage of Punts	1839	1995
Average Length	38.3	40.7
Net avg. per punt	35.6	37.3
KICKOFF RETURNS	50	50
Number Returned	39	42
Total Yards Returned	790	739
Average Length of Return	20.3	17.6
PENALTIES	58	52
Yards Penalized	619	510
FUMBLES	31	32
Own Fumbles Recovered	20	17
Opponents' Fumbles Recovered	15	11
FIELD GOALS	8	10
Field Goals Attempted	21	17
TOTAL POINTS SCORED	257	324
Touchdowns Scored	34	42
Touchdowns Rushing	18	15
Touchdowns Passing	15	25
Touchdowns Returns	1	2
Extra Points	29	40
Field Goals	8	10
Safeties	0	1

SCORING

	TDs	Ru	Pa	Int	Fu	KO	Pu	PAT	FG	S	Pts
Soltau, Gordy	0	0	0	0	0	0	0	33/29	21/8	0	53
McElhenny, Hugh	8	6	2	0	0	0	0	0/0	0/0	0	48
Conner, Clyde	5	0	5	0	0	0	0	0/0	0/0	0	30
Perry, Joe	5	4	1	0	0	0	0	0/0	0/0	0	30
Wilson, Billy	5	0	5	0	0	0	0	0/0	0/0	0	30
Smith, J.D.	3	3	0	0	0	0	0	0/0	0/0	0	18
<i>Pace, Jim</i>	2	2	0	0	0	0	0	0/0	0/0	0	12
Tittle, Y.A.	2	2	0	0	0	0	0	0/0	0/0	0	12
Brodie, John	1	1	0	0	0	0	0	0/0	0/0	0	6
Hazeltine, Matt	1	0	0	1	0	0	0	0/0	0/0	0	6
Jessup, Bill	1	0	1	0	0	0	0	0/0	0/0	0	6
Owens, R.C.	1	0	1	0	0	0	0	0/0	0/0	0	6
49ERS	34	18	15	1	0	0	0	33/29	21/8	0	257
OPPONENTS	42	15	25	2	0	0	0	41/40	17/10	1	324

RUSHING	Att	Yds	Avg	LG	TD
Perry, Joe	125	758	6.1	73t	4
McElhenny, Hugh	113	451	4.0	34	6
Smith, J.D.	26	209	8.0	80t	3
<i>Pace, Jim</i>	52	161	3.1	34	2
Tittle, Y.A.	22	35	1.6	12	2
<i>Woodson, Abe</i>	2	12	6.0	9	0
Babb, Gene	7	9	1.3	4	0
<i>Atkins, Bill</i>	1	5	5.0	5	0
Brodie, John	11	-12	-1.1	6	1
49ERS	359	1628	4.5	80t	18
OPPONENTS	380	2038	5.4	73t	16

RECEIVING	No	Yds	Avg	LG	TD
Conner, Clyde	49	512	10.5	26	5
Wilson, Billy	43	592	13.8	44t	5
Owens, R.C.	40	620	15.5	48	1
McElhenny, Hugh	31	366	11.8	59t	2
Perry, Joe	23	218	9.5	64t	1
<i>Pace, Jim</i>	10	59	5.9	24	0
Dugan, Fred	9	122	13.6	23	0
Soltau, Gordy	7	77	11.0	22	0
Smith, J.D.	6	59	9.8	23	0
Jessup, Bill	5	66	13.2	26t	1
49ERS	223	2691	12.1	64t	15
OPPONENTS	163	2218	13.6	81t	25

INTERCEPTIONS	No	Yds	Avg	LG	TD
Ridlon, Jim	4	10	2.5	3	0
Hazeltine, Matt	3	30	10.0	17	1
Stitts, Bill	3	3	1.0	2	0
<i>Mertens, Jerry</i>	2	16	8.0	11	0
<i>Woodson, Abe</i>	1	44	44.0	44	0
<i>Atkins, Bill</i>	1	6	6.0	6	0
Toneff, Bob	1	5	5.0	5	0
Matuszak, Marv	1	0	0.0	0	0
49ERS	16	114	7.1	44	1
OPPONENTS	29	448	15.5	70t	2

KICKOFF RETURNS	No	Yds	Avg	LG	TD
Smith, J.D.	15	356	23.7	39	0
<i>Woodson, Abe</i>	11	239	21.7	34	0
<i>Pace, Jim</i>	8	134	16.8	36	0
McElhenny, Hugh	2	31	15.5	18	0
Babb, Gene	2	30	15.0	19	0
Connolly, Ted	1	0	0.0	0	0
49ERS	39	790	20.3	39	0
OPPONENTS	42	739	17.6	30	0

PUNT RETURNS	No	Yds	Avg	LG	TD
McElhenny, Hugh	24	93	3.9	49	0
<i>Woodson, Abe</i>	7	53	7.6	38	0
Jessup, Bill	2	0	0.0	0	0
<i>Pace, Jim</i>	2	0	0.0	0	0
49ERS	35	146	4.2	49	0
OPPONENTS	36	132	3.7	22	0

PUNTING	No	Yds	Avg	LG	Blk
<i>Atkins, Bill</i>	25	983	39.3	51	0
Jessup, Bill	23	856	37.2	59	0
49ERS	48	1839	38.3	59	0
OPPONENTS	49	1995	40.7	59	0

PASSING	Att	Comp	Pct	Yds	LG	TD	Int	QB
Brodie, John	172	103	59.9	1224	61t	6	13	61.8
Tittle, Y.A.	208	120	57.7	1467	64t	9	15	63.9
McElhenny, Hugh	2	0	0.0	0	0	0	0	39.6
Jessup, Bill	1	0	0.0	0	0	0	1	0.0
49ERS	383	223	58.2	2691	64t	15	29	61.4
OPPONENTS	341	163	47.8	2218	81t	25	16	73.9

1959 (7-5)

Howard W. Hickey, Coach

W	24	Philadelphia (41,697)/S-27	14
W	34	Los Angeles Rams (56,028)/O-4	0
L	20	at Green Bay (32,150)/O-11	21
W	34	at Detroit (52,585)/O-18	13
W	20	Chicago Bears (59,045)/O-25	17
W	33	Detroit (59,064)/N-1	7
W	24	at Los Angeles Rams (94,276)/N-8	16
L	3	at Chicago Bears (42,157)/N-15	14
L	14	at Baltimore (56,007)/N-22	45
W	21	at Cleveland (53,763)/N-29	20
L	14	Baltimore (59,075)/D-5	34
L	14	Green Bay (55,997)/D-13	36
255			237

TEAM STATISTICS

	49ers	Opp
TOTAL FIRST DOWNS	182	238
By Rushing	93	123
By Passing	76	102
By Penalties	13	13
TOTAL YARDS GAINED	3388	4018
By Rushing	1839	1974
By Passing	1549	2044
TOTAL PLAYS FROM SCRIMMAGE	756	844
Rushes	407	433
Average Gain Per Rush	4.5	4.6
FORWARD PASSES ATTEMPTED	264	341
Number Completed	132	176
Per Cent Completed	50.0	51.6
Yards Lost Passing	136	228
Passes Had Intercepted	22	14
Yards Gained Per Pass	5.9	6.0
Yards Gained Per Completion	11.7	11.6
PUNTS	59	57
Total Yardage of Punts	2694	2370
Average Length	45.7	41.6
Net avg. per punt	40.8	34.8
KICKOFF RETURNS	49	50
Number Returned	41	40
Total Yards Returned	980	924
Average Length of Return	23.9	23.1
PENALTIES	57	45
Yards Penalized	489	417
FUMBLES	24	34
Own Fumbles Recovered	14	12
Opponents' Fumbles Recovered	22	10
FIELD GOALS	12	5
Field Goals Attempted	26	13
TOTAL POINTS SCORED	255	237
Touchdowns Scored	31	32
Touchdowns Rushing	16	16
Touchdowns Passing	12	15
Touchdowns Returns	3	1
Extra Points	31	28
Field Goals	12	5
Safeties	1	1

SCORING

	TDs	Ru	Pa	Int	Fu	KO	Pu	PAT	FG	S	Pts
<i>Davis, Tommy</i>	0	0	0	0	0	0	0	31/31	26/12	0	67
Smith, J.D.	11	10	1	0	0	0	0	0/0	0/0	0	66
McElhenny, Hugh	4	1	3	0	0	0	0	0/0	0/0	0	24
Wilson, Billy	4	0	4	0	0	0	0	0/0	0/0	0	24
Owens, R.C.	3	0	3	0	0	0	0	0/0	0/0	0	18
Perry, Joe	3	3	0	0	0	0	0	0/0	0/0	0	18
Conner, Clyde	1	0	1	0	0	0	0	0/0	0/0	0	6
Hazeltine, Matt	1	0	0	0	1	0	0	0/0	0/0	0	6
Lyles, Lenny	1	1	0	0	0	0	0	0/0	0/0	0	6
Mertens, Jerry	1	0	0	1	0	0	0	0/0	0/0	0	6
Roberts, C.R.	1	1	0	0	0	0	0	0/0	0/0	0	6
Woodson, Abe	1	0	0	0	0	1	0	0/0	0/0	0	6
<i>Krueger, Charlie</i>	0	0	0	0	0	0	0	0/0	0/0	1	2
49ERS	31	16	12	1	1	1	0	31/31	26/12	1	255
OPPONENTS	32	16	15	1	0	0	0	31/28	13/5	1	237

	Att	Yds	Avg	LG	TD
Smith, J.D.	207	1036	5.0	73t	10
Perry, Joe	139	602	4.3	40	3
McElhenny, Hugh	18	67	3.7	19	1
Roberts, C.R.	10	67	6.7	46t	1
Lyles, Lenny	13	28	2.2	13t	1
Tittle, Y.A.	11	24	2.2	22	0
Moegle, Dicky	3	9	3.0	4	0
Brodie, John	5	6	1.2	6	0
Owens, R.C.	1	0	0.0	0	0
49ERS	407	1839	4.5	73t	16
OPPONENTS	433	1974	4.6	48	17

	No	Yds	Avg	LG	TD
Wilson, Billy	44	540	12.3	57t	4
McElhenny, Hugh	22	329	15.0	72	3
Owens, R.C.	17	347	20.4	75t	3
Conner, Clyde	13	162	12.5	37t	1
Smith, J.D.	13	133	10.2	21t	1
Perry, Joe	12	53	4.4	15	0
Dugan, Fred	6	72	12.0	13	0
Lyles, Lenny	3	33	11.0	18	0
Moegle, Dicky	1	12	12.0	12	0
Tittle, Y.A.	1	4	4.0	4	0
49ERS	132	1685	12.8	75t	12
OPPONENTS	176	2272	12.9	67	15

	No	Yds	Avg	LG	TD
<i>Baker, Dave</i>	5	75	15.0	29	0
Woodson, Abe	4	20	5.0	14	0
Mertens, Jerry	2	56	28.0	30t	1
Tubbs, Jerry	2	32	16.0	21	0
<i>Dove, Eddie</i>	1	6	6.0	6	0
49ERS	14	189	13.5	30t	1
OPPONENTS	22	272	12.4	57t	1

	No	Yds	Avg	LG	TD
Woodson, Abe	13	382	29.4	105t	1
Lyles, Lenny	25	565	22.6	46	0
Hazeltine, Matt	2	26	13.0	26	0
Herchman, Bill	1	7	7.0	7	0
49ERS	41	980	23.9	105t	1
OPPONENTS	40	924	23.1	80	0

	No	Yds	Avg	LG	TD
Woodson, Abe	15	143	9.5	65	0
<i>Dove, Eddie</i>	22	126	5.7	62	0
49ERS	37	269	7.3	65	0
OPPONENTS	35	186	5.3	21	0

	No	Yds	Avg	LG	Bk
<i>Davis, Tommy</i>	59	2694	45.7	71	0
49ERS	59	2694	45.7	71	0
OPPONENTS	57	2370	41.6	59	0

	Att	Comp	Pct	Yds	LG	TD	Int	QB
Tittle, Y.A.	199	102	51.3	1331	75t	10	15	58.0
Brodie, John	64	30	46.9	354	34	2	7	35.0
Moegle, Dicky	1	0	0.0	0	0	0	0	39.6
49ERS	264	132	50.0	1685	75t	12	22	50.8
OPPONENTS	341	176	51.6	2261	67	15	14	70.2

1960 (7-5)

Howard W. Hickey, Coach

L	19	New York Giants (44,598)/S-25	21
W	13	Los Angeles Rams (53,633)/O-2	9
W	14	at Detroit (49,825)/O-9	10
L	10	at Chicago Bears (48,226)/O-16	27
L	14	at G.B. in Milwaukee (39,914)/O-23	41
W	25	Chicago Bears (55,071)/O-30	7
L	0	Detroit (48,447)/N-6	24
W	26	at Dallas (10,000)/N-20	14
W	30	at Baltimore (57,808)/N-27	22
W	23	at Los Angeles Rams (77,254)/D-4	7
L	0	Green Bay (53,612)/D-10	13
W	34	Baltimore (57,269)/D-18	10
208			205

TEAM STATISTICS

	49ers	Opp
TOTAL FIRST DOWNS	201	180
By Rushing	90	82
By Passing	96	89
By Penalties	15	9
TOTAL YARDS GAINED	3260	3405
By Rushing	1681	1587
By Passing	1579	1818
TOTAL PLAYS FROM SCRIMMAGE	849	738
Rushes	413	363
Average Gain Per Rush	4.1	4.4
FORWARD PASSES ATTEMPTED	336	293
Number Completed	174	140
Per Cent Completed	51.8	47.8
Yards Lost Passing	287	183
Passes Had Intercepted	12	20
Yards Gained Per Pass	4.7	6.2
Yards Gained Per Completion	9.1	13.0
PUNTS	65	62
Total Yardage of Punts	2880	2556
Average Length	44.3	41.3
Net avg. per punt	40.9	36.8
KICKOFF RETURNS	43	57
Number Returned	43	38
Total Yards Returned	1167	769
Average Length of Return	27.1	20.2
PENALTIES	63	64
Yards Penalized	604	580
FUMBLES	14	15
Own Fumbles Recovered	10	7
Opponents' Fumbles Recovered	8	4
FIELD GOALS	12	10
Field Goals Attempted	26	20
TOTAL POINTS SCORED	208	205
Touchdowns Scored	21	25
Touchdowns Rushing	9	13
Touchdowns Passing	11	11
Touchdowns Returns	1	1
Extra Points	21	23
Field Goals	8	10
Safeties	2	1

SCORING

	TDs	Ru	Pa	Int	Fu	KO	Pu	PAT	FG	S	Pts
Davis, Tommy	0	0	0	0	0	0	0	21/21	32/19	0	78
Owens, R.C.	6	0	6	0	0	0	0	0/0	0/0	0	36
Smith, J.D.	6	5	1	0	0	0	0	0/0	0/0	0	36
Conner, Clyde	2	0	2	0	0	0	0	0/0	0/0	0	12
Roberts, C.R.	2	2	0	0	0	0	0	0/0	0/0	0	12
Brodie, John	1	1	0	0	0	0	0	0/0	0/0	0	6
Lyles, Lenny	1	0	0	0	0	1	0	0/0	0/0	0	6
McElhenny, Hugh	1	0	1	0	0	0	0	0/0	0/0	0	6
Perry, Joe	1	1	0	0	0	0	0	0/0	0/0	0	6
Wilson, Billy	1	0	1	0	0	0	0	0/0	0/0	0	6
Krueger, Charlie	0	0	0	0	0	0	0	0/0	0/0	1	2
Nomellini, Leo	0	0	0	0	0	0	0	0/0	0/0	1	2
Wittenborn, John	0	0	0	0	0	0	0	0/0	3/0	0	0
49ERS	21	9	11	0	0	1	0	21/21	35/19	2	208
OPPONENTS	25	13	11	0	1	0	0	25/23	20/10	1	205

	Att	Yds	Avg	LG	TD
RUSHING					
Smith, J.D.	174	780	4.5	41	5
McElhenny, Hugh	95	347	3.7	38	0
Roberts, C.R.	73	213	2.9	30	2
Brodie, John	18	171	9.5	30	1
Perry, Joe	36	95	2.6	21	1
Tittle, Y.A.	10	61	6.1	28	0
<i>Waters, Bobby</i>	1	8	8.0	8	0
Woodson, Abe	4	4	1.0	4	0
<i>Norton, Ray</i>	2	2	1.0	9	0
49ERS	413	1681	4.1	41	9
OPPONENTS	363	1587	4.4	62	14

	No	Yds	Avg	LG	TD
RECEIVING					
Conner, Clyde	38	531	14.0	65t	2
Owens, R.C.	37	532	14.4	42	6
Smith, J.D.	36	181	5.0	21	1
<i>Stickles, Monty</i>	22	252	11.5	28	0
McElhenny, Hugh	14	114	8.1	45	1
<i>Mackey, Dee</i>	12	159	13.3	25	0
Roberts, C.R.	9	49	5.4	27	0
Wilson, Billy	3	51	17.0	19t	1
Perry, Joe	3	-3	-1.0	3	0
49ERS	174	1866	10.7	65t	11
OPPONENTS	140	2001	14.3	91t	11

	No	Yds	Avg	LG	TD
INTERCEPTIONS					
Baker, Dave	10	96	9.6	28	0
Dove, Eddie	3	29	9.7	29	0
<i>Kelley, Gordon</i>	2	10	5.0	10	0
Mertens, Jerry	2	0	0.0	0	0
Woodson, Abe	2	0	0.0	0	0
Harrison, Bob	1	6	6.0	6	0
49ERS	20	141	7.1	29	0
OPPONENTS	12	159	13.3	26	0

	No	Yds	Avg	LG	TD
KICKOFF RETURNS					
Lyles, Lenny	17	526	30.9	97t	1
Woodson, Abe	17	498	29.3	64	0
<i>Colchico, Dan</i>	5	68	13.6	18	0
Roberts, C.R.	3	60	20.0	25	0
Clark, Monte	1	15	15.0	15	0
49ERS	43	1167	27.1	97t	1
OPPONENTS	38	769	20.2	45	0

	No	Yds	Avg	LG	TD
PUNT RETURNS					
Woodson, Abe	13	174	13.4	48	0
Dove, Eddie	11	43	3.9	7	0
49ERS	24	217	9.0	48	0
OPPONENTS	28	182	6.5	31	0

	No	Yds	Avg	LG	Blk
PUNTING					
Davis, Tommy	62	2737	44.2	74	0
Baker, Dave	3	143	47.7	55	0
49ERS	65	2880	44.3	74	0
OPPONENTS	62	2561	41.3	65	0

	Att	Comp	Pct	Yds	LG	TD	Int	QB
PASSING								
Brodie, John	207	103	49.8	1111	65t	6	9	57.5
Tittle, Y.A.	127	69	54.3	694	45	4	3	70.8
<i>Waters, Bobby</i>	2	2	100.0	61	41t	1	0	158.3
49ERS	336	174	51.8	1866	65t	11	12	64.4
OPPONENTS	293	140	47.8	2001	91t	11	20	54.4

1961 (7-6-1)

Howard W. Hickey, Coach

W	35	Washington (43,412)/S-17	3
L	10	at Green Bay (38,624)/S-24	30
W	49	at Detroit (53,155)/O-1	0
W	35	Los Angeles Rams (59,004)/O-8	0
W	38	at Minnesota (34,415)/O-15	24
L	0	at Chicago Bears (49,070)/O-22	31
L	10	at Pittsburgh (19,686)/O-29	20
T	20	Detroit (56,878)/N-5	20
L	7	at Los Angeles Rams (63,766)/N-12	17
W	41	Chicago Bears (52,972)/N-19	31
W	38	Minnesota (48,905)/N-26	28
L	17	at Baltimore (57,641)/D-3	20
W	22	Green Bay (55,722)/D-10	21
L	24	Baltimore (45,517)/D-16	27
346			272

TEAM STATISTICS

	49ers	Opp
TOTAL FIRST DOWNS	258	234
By Rushing	116	90
By Passing	132	132
By Penalties	10	12
TOTAL YARDS GAINED	4904	4181
By Rushing	2100	1701
By Passing	2804	2480
TOTAL PLAYS FROM SCRIMMAGE	875	890
Rushes	448	419
Average Gain Per Rush	4.7	4.1
FORWARD PASSES ATTEMPTED	346	380
Number Completed	187	196
Per Cent Completed	54.0	51.6
Yards Lost Passing	253	394
Passes Had Intercepted	19	19
Yards Gained Per Pass	8.1	6.5
Yards Gained Per Completion	15.0	12.7
PUNTS	59	62
Total Yardage of Punts	2633	2725
Average Length	44.6	44.0
Net avg. per punt	40.1	40.2
KICKOFF RETURNS	49	58
Total Yards Returned	1287	1368
Average Length of Return	26.6	23.6
PENALTIES	65	56
Yards Penalized	635	456
FUMBLES	25	21
Own Fumbles Recovered	8	9
Opponents' Fumbles Recovered	12	17
FIELD GOALS	12	16
Field Goals Attempted	22	29
TOTAL POINTS SCORED	346	272
Touchdowns Scored	44	32
Touchdowns Rushing	27	13
Touchdowns Passing	15	18
Touchdowns Returns	2	1
Extra Points	44	32
Field Goals	12	16
Safeties	1	0

SCORING

	TDs	Ru	Pa	Int	Fu	KO	Pu	PAT	FG	S	Pts
Davis, Tommy	0	0	0	0	0	0	0	44/44	22/12	0	80
Kilmer, Billy	10	10	0	0	0	0	0	0/0	0/0	0	60
Smith, J.D.	9	8	1	0	0	0	0	0/0	0/0	0	54
Owens, R.C.	6	1	5	0	0	0	0	0/0	0/0	0	36
Stickles, Monty	5	0	5	0	0	0	0	0/0	0/0	0	30
Waters, Bobby	3	3	0	0	0	0	0	0/0	0/0	0	18
Brodie, John	2	2	0	0	0	0	0	0/0	0/0	0	12
Thomas, Aaron	2	0	2	0	0	0	0	0/0	0/0	0	12
Woodson, Abe	2	0	0	0	0	1	1	0/0	0/0	0	12
Casey, Bernie	1	0	1	0	0	0	0	0/0	0/0	0	6
Conner, Clyde	1	0	1	0	0	0	0	0/0	0/0	0	6
Cooper, Bill	1	1	0	0	0	0	0	0/0	0/0	0	6
Lockett, J.W.	1	1	0	0	0	0	0	0/0	0/0	0	6
Roberts, C.R.	1	1	0	0	0	0	0	0/0	0/0	0	6
Krueger, Charlie	0	0	0	0	0	0	0	0/0	0/0	1	2
49ERS	44	27	15	0	0	1	1	44/44	22/12	1	346
OPPONENTS	32	13	18	0	0	0	1	32/32	29/16	0	272

RUSHING	Att	Yds	Avg	LG	TD
Smith, J.D.	167	823	4.9	33	8
Kilmer, Billy	96	509	5.3	31	10
Roberts, C.R.	63	338	5.4	54	1
Waters, Bobby	47	233	5.0	35	3
Brodie, John	28	90	3.2	29	2
McIlhenny, Don	8	30	3.8	15	0
Woodson, Abe	14	23	1.6	14	0
Lockett, J.W.	11	18	1.6	9	1
Cooper, Bill	8	17	2.1	6	1
Messer, Dale	3	13	4.3	6	0
Norton, Ray	2	-2	-1.0	2	0
Thomas, Aaron	1	-15	-15.0	-15	0
Owens, R.C.	(lat) 0	23		23	1
49ERS	448	2100	4.7	54	27
OPPONENTS	419	1701	4.1	44	13

RECEIVING	No	Yds	Avg	LG	TD
Owens, R.C.	55	1032	18.8	54	5
Stickles, Monty	43	794	18.5	54	5
Smith, J.D.	28	343	12.3	57	1
Thomas, Aaron	15	301	20.1	70t	2
Conner, Clyde	11	177	16.1	45	1
Casey, Bernie	10	185	18.5	51	1
Roberts, C.R.	10	83	8.3	19	0
Woodson, Abe	8	74	9.3	28	0
Lockett, J.W.	4	35	8.8		0
Messer, Dale	3	33	11.0	14	0
49ERS	187	3057	16.4	70t	15
OPPONENTS	196	2874	14.7	80t	18

INTERCEPTIONS	No	Yds	Avg	LG	TD
Baker, Dave	6	123	20.5	40	0
Johnson, Jimmy	5	116	23.2	63	0
Dove, Eddie	3	41	13.7	28	0
Harrison, Bob	2	14	7.0	9	0
Hazeltine, Matt	1	26	26.0	26	0
Woodson, Abe	1	2	2.0	2	0
Kelley, Gordon	1	0	0.0	0	0
49ERS	19	322	17.0	63	0
OPPONENTS	19	249	13.1	36	0

KICKOFF RETURNS	No	Yds	Avg	LG	TD
Woodson, Abe	27	782	29.0	98t	1
Smith, J.D.	7	158	22.6	33	0
McIlhenny, Don	6	189	31.5	49	0
Cooper, Bill	3	44	14.7	20	0
Messer, Dale	3	36	12.0	14	0
Norton, Ray	1	60	60.0	60	0
Kammerer, Carlton	1	18	18.0	18	0
Lockett, J.W.	1	15	15.0	15	0
49ERS	49	1302	26.6	98t	1
OPPONENTS	58	1368	23.6	78	0

PUNT RETURNS	No	FC	Yds	Avg	LG	TD
Woodson, Abe	16	3	172	10.8	80t	1
Dove, Eddie	6	8	49	8.2	20	0
Messer, Dale	2	4	11	5.5	6	0
49ERS	24	15	232	9.7	80t	1
OPPONENTS	32	6	269	8.4	39t	1

PUNTING	No	Yds	Avg	LG	Blk
Davis, Tommy	50	2269	45.4	67	1
Kilmer, Billy	9	364	40.4	64	0
49ERS	59	2633	44.6	67	1
OPPONENTS	62	2725	44.0	64	0

PASSING	Att	Comp	Pct	Yds	LG	TD	Int	QB
Brodie, John	283	155	54.8	2588	70t	14	12	84.7
Kilmer, Billy	34	19	55.9	286	28	0	4	44.1
Waters, Bobby	28	13	46.4	183	26	1	2	50.2
Smith, J.D.	1	0	0.0	0	0	0	1	0.0
49ERS	346	187	54.1	3057	70t	15	19	75.5
OPPONENTS	380	196	51.6	2874	80t	18	19	71.5

1962 (6-8)

Howard W. Hickey, Coach

L	14	Chicago (46,052)/S-16	30
L	24	at Detroit (51,032)/S-23	45
W	21	Minnesota (38,407)/S-30	7
W	21	at Baltimore (54,148)/O-7	13
W	34	at Chicago (48,902)/O-14	27
L	13	at G.B. in Milwaukee (46,012)/O-21	31
L	14	Los Angeles Rams (51,033)/O-28	28
L	3	Baltimore (44,875)/N-4	22
L	24	Detroit (43,449)/N-11	38
W	24	at Los Angeles Rams (42,554)/N-18	17
W	24	at St. Louis (17,532)/N-25	17
W	35	at Minnesota (33,076)/D-2	12
L	21	Green Bay (53,769)/D-9	31
L	10	Cleveland (35,274)/D-15	13
282			331

TEAM STATISTICS		49ers	Opp
TOTAL FIRST DOWNS		239	240
By Rushing		112	107
By Passing		112	113
By Penalties		15	20
TOTAL YARDS GAINED		3941	4549
By Rushing		1873	2241
By Passing		2068	2308
TOTAL PLAYS FROM SCRIMMAGE		854	841
Rushes		460	464
Average Gain Per Rush		4.1	4.8
FORWARD PASSES ATTEMPTED		323	296
Number Completed		185	164
Per Cent Completed		57.3	55.4
Yards Lost Passing		423	186
Passes Had Intercepted		19	12
Yards Gained Per Pass		7.7	8.4
Yards Gained Per Completion		13.5	15.2
PUNTS		48	61
Total Yardage of Punts		2188	2721
Average Length		45.6	44.6
KICKOFF RETURNS		62	51
Total Yards Returned		1739	1140
Average Length of Return		28.0	22.4
PENALTIES		63	57
Yards Penalized		636	626
FUMBLES		24	22
Own Fumbles Recovered		10	14
Opponents' Fumbles Recovered		8	14
FIELD GOALS		10	12
Field Goals Attempted		23	20
TOTAL POINTS SCORED		282	331
Touchdowns Scored		36	42
Touchdowns Rushing		15	22
Touchdowns Passing		19	17
Touchdowns Returns		2	3
Extra Points		36	39
Field Goals		10	20
Safeties		0	2

SCORING	TDs	Ru	Pa	Int	Fu	KO	Pu	PAT	FG	S	Pts
Davis, Tommy	0	0	0	0	0	0	0	36/36	23/10	0	66
Smith, J.D.	7	6	1	0	0	0	0	0/0	0/0	0	42
Casey, Bernie	6	0	6	0	0	0	0	0/0	0/0	0	36
Kilmer, Billy	6	5	1	0	0	0	0	0/0	0/0	0	36
Brodie, John	4	4	0	0	0	0	0	0/0	0/0	0	24
Conner, Clyde	4	0	4	0	0	0	0	0/0	0/0	0	24
Johnson, Jimmy	4	0	4	0	0	0	0	0/0	0/0	0	24
Stickles, Monty	3	0	3	0	0	0	0	0/0	0/0	0	18
Woodson, Abe	2	0	0	0	1	0	1	0/0	0/0	0	12
49ERS	36	15	19	0	1	0	1	36/36	23/10	0	282
OPPONENTS	42	22	17	3	0	0	0	42/39	20/12	2	331

RUSHING	Att	Yds	Avg	Lg	TD
Smith, J.D.	258	907	3.5	28	6
Kilmer, Billy	93	478	5.1	35	5
Brodie, John	37	258	7.0	21	4
Gaiters, Bob	36	158	4.4	53	0
Waters, Bobby	12	42	3.5	14	0
<i>Vollenweider, Jim</i>	11	37	3.4	10	0
Roberts, C.R.	9	19	2.1	12	0
Cooper, Bill	2	-2	-1.0	2	0
Thomas, Aaron	1	-9	-9.0	-9	0
<i>Winston, Lloyd</i>	1	-15	-15.0	-15	0
49ERS	460	1873	4.1	53	15
OPPONENTS	464	2241	4.8	77t	21

RECEIVING	No	Yds	Avg	LG	TD
Casey, Bernie	53	819	15.5	48t	6
Johnson, Jimmy	34	627	18.4	80t	4
Conner, Clyde	24	240	10.0	18	4
Stickles, Monty	22	366	16.6	48	3
Smith, J.D.	21	197	9.4	47	1
Kilmer, Billy	16	152	9.5	70	1
<i>Vollenweider, Jim</i>	4	21	5.3	10	0
Messer, Dale	3	30	10.0	15	0
<i>McFarland, Kay</i>	3	24	8.0	16	0
Gaiters, Bob	2	13	6.5	13	0
Roberts, C.R.	2	0	0.0	1	0
<i>Winston, Lloyd</i>	1	2	2.0	2	0
49ERS	185	2491	13.5	80t	19
OPPONENTS	164	2494	15.2	73t	17

INTERCEPTIONS	No	Yds	Avg	LG	TD
Woodson, Abe	2	31	15.5	31	0
Hazeltine, Matt	2	24	12.0	12	0
<i>Pine, Ed</i>	2	16	8.0	13	0
Mertens, Jerry	2	0	0.0	0	0
Messer, Dale	1	35	35.0	35	0
Kammerer, Carlton	1	13	13.0	13	0
Ridlon, Jim	1	8	8.0	8	0
Dove, Eddie	1	0	0.0	0	0
49ERS	12	127	10.6	35	0
OPPONENTS	19	334	17.6	55t	3

KICKOFF RETURNS	No	Yds	Avg	LG	TD
Woodson, Abe	37	1157	31.3	79	0
Gaiters, Bob	11	273	24.8	47	0
<i>Vollenweider, Jim</i>	6	113	18.8	45	0
Messer, Dale	4	112	28.0	43	0
<i>Winston, Lloyd</i>	3	67	22.3	29	0
Cooper, Bill	1	17	17.0	17	0
49ERS	62	1739	28.1	79	0
OPPONENTS	51	1140	22.4	40	0

PUNT RETURNS	No	FC	Yds	Avg	LG	TD
Woodson, Abe	19	3	179	9.4	85t	1
Dove, Eddie	5	2	21	4.2	10	0
Messer, Dale	3	8	7	2.3	7	0
49ERS	27	13	207	7.7	85t	1
OPPONENTS	32	5	285	8.9	31	0

PUNTING	No	Yds	Avg	LG	Bik
Davis, Tommy	48	2188	45.6	82	0
49ERS	48	2188	45.6	82	0
OPPONENTS	61	2720	44.6	75	0

PASSING	Att	Comp	Pct	Yds	LG	TD	Int	QB
Brodie, John	304	175	57.6	2272	80t	18	16	79.0
Kilmer, Billy	13	8	61.5	191	73	1	3	91.5
Waters, Bobby	6	2	33.3	28	15	0	0	49.3
49ERS	323	185	57.3	2491	80t	19	19	77.0
OPPONENTS	296	164	55.4	2494	73t	17	12	85.6

1963 (2-12)

Coach*

L	20	Minnesota (30,781)/S-15	24
L	14	Baltimore (31,006)/S-22	20
L	14	at Minnesota (28,567)/S-29	45
L	3	at Detroit (44,088)/O-6	26
L	3	at Baltimore (56,962)/O-13	20
W	20	Chicago (35,837)/O-20	14
L	21	at Los Angeles Rams (45,532)/O-27	28
L	7	Detroit (33,511)/N-3	45
W	31	Dallas (29,563)/N-10	24
L	14	at New York Giants (62,982)/N-17	48
L	10	at G.B. in Milwaukee (45,905)/N-24	28
L	17	Los Angeles Rams (33,321)/D-1	21
L	7	at Chicago (46,994)/D-8	27
L	17	Green Bay (31,031)/D-14	21

198 **391**

*Coach Red Hickey resigned after third game and Jack Christiansen was appointed his successor.

TEAM STATISTICS	49ers	Opp
TOTAL FIRST DOWNS	183	304
By Rushing	87	121
By Passing	87	168
By Penalties	9	15
TOTAL YARDS GAINED	3281	5447
By Rushing	1454	2076
By Passing	1827	3371
TOTAL PLAYS FROM SCRIMMAGE	790	963
Rushes	406	488
Average Gain Per Rush	3.6	4.3
FORWARD PASSES ATTEMPTED	349	450
Number Completed	156	244
Per Cent Completed	44.7	54.2
Sacks/Yards Lost	35/263	25/210
Passes Had Intercepted	22	14
Yards Gained Per Pass	6.0	8.0
Yards Gained Per Completion	13.4	14.7
PUNTS	73	55
Total Yardage of Punts	3311	2371
Average Length	45.4	43.1
KICKOFF RETURNS	62	37
Total Yards Returned	1659	816
Average Length of Return	26.8	22.1
PENALTIES	51	73
Yards Penalized	439	667
FUMBLES	25	27
Own Fumbles Recovered	17	14
Opponents' Fumbles Recovered	13	8
FIELD GOALS	10	12
Field Goals Attempted	31	20
TOTAL POINTS SCORED	198	391
Touchdowns Scored	24	51
Touchdowns Rushing	8	20
Touchdowns Passing	13	27
Touchdowns Returns	3	4
Extra Points	24	50
Field Goals	10	20
Safeties	0	1

SCORING	TDs	Ru	Pa	Int	Fu	KO	Pu	PAT	FG	S	Pts
Davis, Tommy	0	0	0	0	0	0	0	24/24	31/10	0	54
Casey, Bernie	7	0	7	0	0	0	0	0/0	0/0	0	42
Smith, J.D.	6	5	1	0	0	0	0	0/0	0/0	0	36
Woodson, Abe	3	0	0	0	0	3	0	0/0	0/0	0	18
Knafelc, Gary	2	0	2	0	0	0	0	0/0	0/0	0	12
Lisbon, Don	2	0	2	0	0	0	0	0/0	0/0	0	12
Vollenweider, Jim	2	2	0	0	0	0	0	0/0	0/0	0	12
McFarland, Kay	1	0	1	0	0	0	0	0/0	0/0	0	6
Winston, Lloyd	1	1	0	0	0	0	0	0/0	0/0	0	6
49ERS	24	8	13	0	0	3	0	24/24	31/10	0	198
OPPONENTS	51	20	27	1	1	0	2	51/50	27/11	1	391

RUSHING	Att	Yds	Avg	Lg	TD
Smith, J.D.	162	560	3.5	52t	5
Lisbon, Don	109	399	3.7	25	0
Winston, Lloyd	27	127	4.7	38	1
Vollenweider, Jim	47	124	2.6	12	2
Perry, Joe	24	98	4.1	16	0
Brodie, John	7	63	9.0	24	0
McHan, Lamar	17	59	3.5	15	0
Lind, Mike	8	26	3.3	7	0
Waters, Bobby	5	-2	-0.4	8	0
49ERS	406	1454	3.6	52t	8
OPPONENTS	488	2076	4.3	51t	20

RECEIVING	No	Yds	Avg	LG	TD
Casey, Bernie	47	762	16.2	68t	7
Lisbon, Don	21	259	12.3	51	2
Knafelc, Gary	18	221	12.3	45t	2
Smith, J.D.	17	196	11.5	40	1
Conner, Clyde	16	247	15.4	42	0
Stickles, Monty	11	152	13.8	31	0
McFarland, Kay	11	126	11.5	33	1
Johnson, Jimmy	6	63	10.5	15	0
Perry, Joe	4	12	3.0	8	0
Lind, Mike	2	13	6.5	8	0
Winston, Lloyd	2	13	6.5	10	0
Vollenweider, Jim	1	26	26.0	26	0
49ERS	156	2090	13.4	68t	13
OPPONENTS	244	3581	14.7	70t	27

INTERCEPTIONS	No	Yds	Avg	LG	TD
Alexander, Kermit	5	72	14.4	38	0
Woodson, Abe	3	61	20.3	61	0
Johnson, Jimmy	2	36	18.0	36	0
Dowdle, Mike	2	6	3.0	6	0
Kimbrough, Elbert	1	45	45.0	45	0
Pine, Ed	1	1	1.0	1	0
49ERS	14	221	15.8	61	0
OPPONENTS	22	283	12.9	52	1

KICKOFF RETURNS	No	Yds	Avg	LG	TD
Woodson, Abe	29	935	32.2	103t	3
Alexander, Kermit	24	638	26.6	46	0
Vollenweider, Jim	4	75	18.8	23	0
Cooper, Bill	2	8	4.0	8	0
St. Clair, Bob	2	3	1.5	3	0
Stickles, Monty	1	0	0.0	0	0
49ERS	62	1659	26.8	103t	3
OPPONENTS	37	816	22.1	45	0

PUNT RETURNS	No	FC	Yds	Avg	LG	TD
Woodson, Abe	13	7	95	7.3	51	0
Messer, Dale	5	12	4	0.8	3	0
49ERS	18	19	99	5.5	51	0
OPPONENTS	50	5	587	11.7	90t	2

PUNTING	No	Yds	Avg	LG	Blk
Davis, Tommy	73	3311	45.4	64	2
49ERS	73	3311	45.4	64	2
OPPONENTS	55	2373	43.2	68	0

PASSING	Att	Comp	Pct	Yds	LG	TD	Int	QB
McHan, Lamar	195	83	42.6	1243	68t	8	11	54.3
Waters, Bobby	88	42	47.7	435	42	1	6	37.8
Brodie, John	61	30	49.2	367	44t	3	4	57.2
Lisbon, Don	2	1	50.0	45	45t	1	0	135.4
Davis, Tommy	1	0	0.0	0	0	0	0	39.6
Perry, Joe	1	0	0.0	0	0	0	0	39.6
Vollenweider, Jim	1	0	0.0	0	0	0	1	0.0
49ERS	349	156	44.7	2090	68t	13	22	50.4
OPPONENTS	450	244	54.2	3581	70t	27	14	87.5

1964 (4-10)

Jack Christiansen, Coach

L	17	Detroit (33,204)/S-13	26
W	28	at Philadelphia (57,352)/S-20	24
L	13	St. Louis (30,969)/S-27	23
W	31	Chicago (33,132)/O-4	21
L	14	at G.B. in Milwaukee (47,380)/O-11	24
L	14	at Los Angeles Rams (54,355)/O-18	42
L	22	Minnesota (31,845)/O-25	27
L	7	at Baltimore (60,213)/N-1	37
L	7	at Minnesota (40,408)/N-8	24
W	24	Green Bay (38,483)/N-15	14
L	21	at Chicago (46,772)/N-22	23
L	3	Baltimore (33,642)/N-29	14
W	28	Los Angeles Rams (31,791)/D-6	7
L	7	at Detroit (41,854)/D-13	24
236			330

TEAM STATISTICS

	49ers	Opp
TOTAL FIRST DOWNS	233	255
By Rushing	76	90
By Passing	136	138
By Penalties	21	27
TOTAL YARDS GAINED	4073	4404
By Rushing	1332	1560
By Passing	2741	2844
TOTAL PLAYS FROM SCRIMMAGE	871	920
Rushes	383	443
Average Gain Per Rush	3.5	3.5
FORWARD PASSES ATTEMPTED	461	434
Number Completed	225	232
Per Cent Completed	48.8	53.5
Sacks/Yards Lost	27/249	43/297
Passes Had Intercepted	22	15
Yards Gained Per Pass	6.5	7.2
Yards Gained Per Completion	13.3	13.5
PUNTS	79	76
Total Yardage of Punts	3603	3481
Average Length	45.6	45.8
KICKOFF RETURNS	57	37
Total Yards Returned	1393	883
Average Length of Return	24.4	23.9
PENALTIES	79	76
Yards Penalized	741	783
FUMBLES	42	33
Own Fumbles Recovered	18	19
Opponents' Fumbles Recovered	14	24
FIELD GOALS	8	17
Field Goals Attempted	25	34
TOTAL POINTS SCORED	236	330
Touchdowns Scored	30	40
Touchdowns Rushing	11	11
Touchdowns Passing	18	23
Touchdowns Returns	1	6
Extra Points	30	39
Field Goals	8	20
Safeties	1	0

SCORING

	TDs	Ru	Pa	Int	Fu	KO	Pu	PAT	FG	S	Pts
Davis, Tommy	0	0	0	0	0	0	0	30/30	25/8	0	54
<i>Parks, Dave</i>	8	0	8	0	0	0	0	0/0	0/0	0	48
Lind, Mike	7	7	0	0	0	0	0	0/0	0/0	0	42
Casey, Bernie	4	0	4	0	0	0	0	0/0	0/0	0	24
Stickles, Monty	3	0	3	0	0	0	0	0/0	0/0	0	18
Brodie, John	2	2	0	0	0	0	0	0/0	0/0	0	12
Kopay, Dave	2	0	2	0	0	0	0	0/0	0/0	0	6
Alexander, Kermit	1	0	0	0	0	0	1	0/0	0/0	0	6
Lewis, Gary	1	1	0	0	0	0	0	0/0	0/0	0	6
Johnson, Rudy	1	1	0	0	0	0	0	0/0	0/0	0	6
Lisbon, Don	1	0	1	0	0	0	0	0/0	0/0	0	6
Team	0	0	0	0	0	0	0	0/0	0/0	0	2
49ERS	30	11	18	0	0	0	1	30/30	25/8	0	236
OPPONENTS	40	11	23	2	2	0	2	40/39	34/17	0	330

RUSHING	Att	Yds	Avg	LG	TD
<i>Kopay, Dave</i>	75	271	3.6	18	0
Lind, Mike	100	256	2.6	21	7
<i>Mira, George</i>	18	177	9.8	37	0
Lisbon, Don	55	162	3.0	14	0
Brodie, John	27	135	5.0	38	2
Lewis, Gary	43	115	2.7	17	1
Kilmer, Billy	36	113	3.1	14	0
Smith, J.D.	13	55	4.2	16	0
Johnson, Rudy	16	48	3.0	24	1
49ERS	383	1332	3.5	38	11
OPPONENTS	442	1560	3.5	32	11

RECEIVING	No	Yds	Avg	LG	TD
Casey, Bernie	58	808	13.9	68t	4
Stickles, Monty	40	685	17.1	53t	3
<i>Parks, Dave</i>	36	703	19.5	83t	8
Lind, Mike	25	178	7.1	26	0
<i>Kopay, Dave</i>	20	135	6.8	30	2
Lisbon, Don	13	104	8.0	39t	1
Kilmer, Billy	11	136	12.4	35	0
Lewis, Gary	7	73	10.4	47	0
McFarland, Kay	5	67	13.4	33	0
Johnson, Rudy	5	21	4.2	12	0
Messer, Dale	4	72	18.0	28	0
Poole, Bob	1	8	8.0	8	0
49ERS	225	2990	13.3	83t	18
OPPONENTS	232	3135	13.5	82t	23

INTERCEPTIONS	No	Yds	Avg	LG	TD
Alexander, Kermit	5	65	13.0	24	0
Johnson, Jimmy	3	65	21.7	43	0
Kimbrough, Elbert	2	3	1.5	3	0
Woodson, Abe	2	1	0.5	1	0
Dowdle, Mike	1	14	14.0	14	0
<i>Wilcox, Dave</i>	1	6	6.0	6	0
Hazeltine, Matt	1	1	1.0	1	0
49ERS	15	155	10.3	43	0
OPPONENTS	22	530	24.1	97t	2

KICKOFF RETURNS	No	Yds	Avg	LG	TD
Woodson, Abe	32	880	27.5	70	0
Alexander, Kermit	20	483	24.2	44	0
<i>Kopay, Dave</i>	2	30	15.0	16	0
Lewis, Gary	1	0	0.0	0	0
Pine, Ed	1	0	0.0	0	0
Thomas, John	1	0	0.0	0	0
49ERS	57	1393	24.4	70	0
OPPONENTS	37	883	23.9	41	0

PUNT RETURNS	No	FC	Yds	Avg	LG	TD
Alexander, Kermit	21	5	189	9.0	70t	1
Woodson, Abe	22	8	133	6.1	26	0
49ERS	43	13	322	7.5	70t	1
OPPONENTS	50	5	540	10.8	68t	2

PUNTING	No	Yds	Avg	LG	Bk
Davis, Tommy	79	3599	45.6	68	0
49ERS	79	3599	45.6	68	0
OPPONENTS	75	3426	45.7	74	0

PASSING	Att	Comp	Pct	Yds	LG	TD	Int	QB
Brodie, John	392	193	49.2	2498	83t	14	16	64.6
<i>Mira, George</i>	53	23	43.4	331	79t	2	5	37.5
Kilmer, Billy	14	8	57.1	92	24	1	1	71.1
Lind, Mike	1	1	100.0	69	69t	1	0	158.3
<i>Kopay, Dave</i>	1	0	0.0	0	0	0	0	39.6
49ERS	461	225	48.8	2990	83t	18	22	62.9
OPPONENTS	434	232	53.5	3135	82t	23	16	79.0

1965 (7-6-1)

Jack Christiansen, Coach

W	52	Chicago (31,211)/S-19	24
W	27	Pittsburgh (28,161)/S-26	17
L	24	at Baltimore (57,342)/O-3	27
L	10	at Green Bay (50,858)/O-10	27
W	45	at Los Angeles Rams (34,703)/O-17	21
L	41	Minnesota (40,673)/O-24	42
L	28	Baltimore (43,575)/O-31	34
L	31	at Dallas (30,531)/N-7	39
W	27	at Detroit (52,570)/N-14	21
W	30	Los Angeles Rams (39,253)/N-21	27
W	45	at Minnesota (36,748)/N-28	24
W	17	Detroit (38,483)/D-5	14
L	20	at Chicago (43,400)/D-12	61
T	24	Green Bay (45,710)/D-19	24
421			402

TEAM STATISTICS

	49ers	Opp
TOTAL FIRST DOWNS	292	259
By Rushing	97	94
By Passing	172	139
By Penalties	23	26
TOTAL YARDS GAINED	5270	4640
By Rushing	1783	1535
By Passing	3487	3105
TOTAL PLAYS FROM SCRIMMAGE	901	878
Rushes	428	405
Average Gain Per Rush	4.2	3.8
FORWARD PASSES ATTEMPTED	454	448
Number Completed	272	225
Per Cent Completed	59.9	50.2
Sacks/Yards Lost	19/146	25/197
Passes Had Intercepted	21	13
Yards Gained Per Pass	8.0	7.4
Yards Gained Per Completion	13.4	14.7
PUNTS	54	62
Total Yardage of Punts	2474	2598
Average Length	45.8	41.9
KICKOFF RETURNS	59	59
Total Yards Returned	1276	1566
Average Length of Return	21.6	26.1
PENALTIES	79	71
Yards Penalized	785	727
FUMBLES	33	34
Own Fumbles Recovered	14	17
Opponents' Fumbles Recovered	17	19
FIELD GOALS	17	14
Field Goals Attempted	27	27
TOTAL POINTS SCORED	421	402
Touchdowns Scored	53	52
Touchdowns Rushing	13	20
Touchdowns Passing	35	24
Touchdowns Returns	5	8
Extra Points	52	48
Field Goals	17	14
Safeties	0	0

SCORING

	TDs	Ru	Pa	Int	Fu	KO	Pu	PAT	FG	S	Pts
Davis, Tommy	0	0	0	0	0	0	0	53/52	27/17	0	103
Parks, Dave	12	0	12	0	0	0	0	0/0	0/0	0	72
Crow, John David	9	2	7	0	0	0	0	0/0	0/0	0	54
<i>Willard, Ken</i>	9	5	4	0	0	0	0	0/0	0/0	0	54
Casey, Bernie	8	0	8	0	0	0	0	0/0	0/0	0	48
Kopay, Dave	4	2	1	0	1	0	0	0/0	0/0	0	24
Lewis, Gary	3	3	0	0	0	0	0	0/0	0/0	0	18
Brodie, John	1	1	0	0	0	0	0	0/0	0/0	0	6
Burke, Vern	1	0	1	0	0	0	0	0/0	0/0	0	6
Chapple, Jack	1	0	0	0	1	0	0	0/0	0/0	0	6
Krueger, Charlie	1	0	0	0	1	0	0	0/0	0/0	0	6
McFarland, Kay	1	0	1	0	0	0	0	0/0	0/0	0	6
Miller, Clark	1	0	0	0	1	0	0	0/0	0/0	0	6
Stickles, Monty	1	0	1	0	0	0	0	0/0	0/0	0	6
Wilcox, Dave	1	0	0	0	1	0	0	0/0	0/0	0	6
49ERS	53	13	35	0	5	0	0	53/52	27/17	0	421
OPPONENTS	52	20	24	3	3	1	1	52/48	27/14	0	402

RUSHING	Att	Yds	Avg	Lg	TD
<i>Willard, Ken</i>	189	778	4.1	32	5
Crow, John David	132	514	3.9	30	2
Lewis, Gary	52	256	4.9	60t	3
Kopay, Dave	28	81	2.9	10	2
Mira, George	5	64	12.8	25	0
Brodie, John	15	60	4.0	13	1
Davis, Tommy	1	21	21.0	21	0
Johnson, Rudy	6	9	1.5	4	0
49ERS	428	1783	4.2	60t	13
OPPONENTS	405	1535	3.8	50t	20

RECEIVING	No	Yds	Avg	LG	TD
Parks, Dave	80	1344	16.8	53t	12
Casey, Bernie	59	765	13.0	59t	8
Stickles, Monty	35	343	9.8	22	1
<i>Willard, Ken</i>	32	253	7.9	29t	4
Crow, John David	28	493	17.6	54	7
Kopay, Dave	11	147	13.4	44	1
Lewis, Gary	10	25	2.5	12	0
McFarland, Kay	8	106	13.3	35t	1
Johnson, Rudy	3	49	16.3	28	0
Messer, Dale	2	41	20.5	37	0
Burke, Vern	2	38	19.0	27t	1
Poole, Bob	2	29	14.5	15	0
49ERS	272	3633	13.4	59t	35
OPPONENTS	225	3290	14.6	80t	24

INTERCEPTIONS	No	Yds	Avg	LG	TD
Johnson, Jimmy	6	47	7.8	26	0
Alexander, Kermit	3	23	7.7	15	0
Kimbrough, Elbert	2	5	2.5	5	0
Wilcox, Dave	1	16	16.0	16	0
Hazeltine, Matt	1	6	6.0	6	0
49ERS	13	97	7.5	26	0
OPPONENTS	21	232	11.1	33	3

KICKOFF RETURNS	No	Yds	Avg	LG	TD
Alexander, Kermit	32	741	23.2	46	0
Lewis, Gary	15	355	23.7	39	0
Johnson, Rudy	4	71	17.8	27	0
Swinford, Wayne	4	61	15.3	22	0
Messer, Dale	1	27	27.0	27	0
Kopay, Dave	1	21	21.0	21	0
Cerne, Joe	1	0	0.0	0	0
Rubke, Karl	1	0	0.0	0	0
49ERS	59	1276	21.6	46	0
OPPONENTS	59	1566	26.5	99t	1

PUNT RETURNS	No	FC	Yds	Avg	LG	TD
Alexander, Kermit	35	7	262	7.5	40	0
Swinford, Wayne	2	11	18	9.0	18	0
Lewis, Gary	1	0	3	3.0	3	0
49ERS	38	18	283	7.5	40	0
OPPONENTS	33	7	408	12.4	85t	1

PUNTING	No	Yds	Avg	LG	Blk
Davis, Tommy	54	2471	45.8	65	0
49ERS	54	2471	45.8	65	0
OPPONENTS	62	2599	41.9	90	0

PASSING	Att	Comp	Pct	Yds	LG	TD	Int	QB
Brodie, John	391	242	61.9	3112	59t	30	16	95.3
Mira, George	58	28	48.3	460	46	4	3	76.8
Crow, John David	4	2	50.0	61	45t	1	1	95.8
<i>Willard, Ken</i>	1	0	0.0	0	0	0	1	0.0
49ERS	454	272	59.9	3633	59t	35	21	91.8
OPPONENTS	447	225	50.3	3290	80t	24	13	80.5

1966 (6-6-2)

Jack Christiansen, Coach

T	20	Minnesota (29,312)/S-11	20
L	14	at Baltimore (56,715)/S-25	36
L	3	at Los Angeles Rams (45,642)/S-30	34
W	21	Green Bay (39,290)/O-9	20
W	44	at Atlanta (54,788)/O-16	7
W	27	Detroit (36,745)/O-23	24
L	3	at Minnesota (45,007)/O-30	28
W	21	Los Angeles Rams (35,372)/N-6	13
T	30	at Chicago (47,079)/N-13	30
L	34	Philadelphia (31,993)/N-20	35
W	41	at Detroit (53,189)/N-24	14
L	7	at G.B. in Milwaukee (48,725)/D-4	20
W	41	Chicago (37,170)/D-11	14
L	14	Baltimore (40,005)/D-18	30
320			325

TEAM STATISTICS

	49ers	Opp
TOTAL FIRST DOWNS	282	238
By Rushing	101	88
By Passing	153	126
By Penalties	28	24
TOTAL YARDS GAINED	4391	4179
By Rushing	1377	1629
By Passing	3014	2550
TOTAL PLAYS FROM SCRIMMAGE	952	868
Rushes	422	414
Average Gain Per Rush	4.2	3.9
FORWARD PASSES ATTEMPTED	500	414
Number Completed	261	206
Per Cent Completed	52.2	49.8
Sacks/Yards Lost	38/352	40/345
Passes Had Intercepted	26	18
Yards Gained Per Pass	6.5	7.0
Yards Gained Per Completion	12.4	14.1
PUNTS	70	76
Total Yardage of Punts	2854	3130
Average Length	40.6	41.2
KICKOFF RETURNS	56	59
Total Yards Returned	1326	1343
Average Length of Return	23.7	22.8
PENALTIES	86	91
Yards Penalized	819	938
FUMBLES	26	24
Own Fumbles Recovered	14	13
Opponents' Fumbles Recovered	11	12
FIELD GOALS	16	16
Field Goals Attempted	31	31
TOTAL POINTS SCORED	320	325
Touchdowns Scored	39	40
Touchdowns Rushing	12	15
Touchdowns Passing	21	22
Touchdowns Returns	6	3
Extra Points	38	37
Field Goals	16	16
Safeties	0	0

SCORING

	TDs	Ru	Pa	Int	Fu	KO	Pu	PAT	FG	S	Pts
Davis, Tommy	0	0	0	0	0	0	0	39/38	31/16	0	86
Willard, Ken	7	5	2	0	0	0	0	0/0	0/0	0	42
Parks, Dave	5	0	5	0	0	0	0	0/0	0/0	0	30
Crow, John David	4	1	3	0	0	0	0	0/0	0/0	0	24
Brodie, John	3	3	0	0	0	0	0	0/0	0/0	0	18
Kramer, Kent	3	0	3	0	0	0	0	0/0	0/0	0	18
Lewis, Gary	3	2	1	0	0	0	0	0/0	0/0	0	18
Alexander, Kermit	2	0	0	0	1	0	1	0/0	0/0	0	12
Kopay, Dave	2	1	1	0	0	0	0	0/0	0/0	0	12
Stickles, Monty	2	0	2	0	0	0	0	0/0	0/0	0	12
Casey, Bernie	1	0	1	0	0	0	0	0/0	0/0	0	6
Dowdle, Mike	1	0	0	1	0	0	0	0/0	0/0	0	6
Hazeltine, Matt	1	0	0	0	1	0	0	0/0	0/0	0	6
Jackson, Jim	1	0	1	0	0	0	0	0/0	0/0	0	6
Johnson, Jimmy	1	0	0	1	0	0	0	0/0	0/0	0	6
McFarland, Kay	1	0	1	0	0	0	0	0/0	0/0	0	6

Rookie Names in Italic

(continued)

SCORING

	TDs	Ru	Pa	Int	Fu	KO	Pu	PAT	FG	S	Pts
Randolph, Alvin	1	0	0	1	0	0	0	0/0	0/0	0	6
Witcher, Dick	1	0	1	0	0	0	0	0/0	0/0	0	6
49ERS	39	12	21	3	2	0	1	39/38	31/16	0	320
OPPONENTS	40	15	22	1	0	1	1	40/37	31/16	0	325

RUSHING

	Att	Yds	Avg	Lg	TD
Willard, Ken	191	763	4.0	49	5
Crow, John David	121	477	3.9	31	1
Kopay, Dave	47	204	4.3	32	1
Lewis, Gary	36	130	3.6	15	2
Mira, George	10	103	10.3	38	0
Davis, Tommy	3	43	14.3	22	0
Casey, Bernie	1	23	23.0	23	0
Kilmer, Billy	3	23	7.7	13	0
Brodie, John	5	18	3.6	7	3
Jackson, Jim	4	7	1.8	4	0
Parks, Dave	1	-1	-1.0	-1	0
49ERS	422	1790	4.2	49	12
OPPONENTS	413	1629	3.9	45	15

RECEIVING

	No	Yds	Avg	LG	TD
Parks, Dave	66	974	14.8	65t	5
Casey, Bernie	50	669	13.4	32	1
Willard, Ken	42	351	8.4	62	2
Crow, John David	30	341	11.4	54	3
Stickles, Monty	27	315	11.7	38	2
McFarland, Kay	13	219	16.9	43	1
Witcher, Dick	10	115	11.5	24	1
Kopay, Dave	10	67	6.7	29t	1
Lewis, Gary	7	44	6.3	18t	1
Kramer, Kent	5	81	16.2	24	3
Jackson, Jim	1	63	63.0	63t	1
49ERS	261	3239	12.4	65t	21
OPPONENTS	206	2895	14.1	83t	18

INTERCEPTIONS

	No	Yds	Avg	LG	TD
Alexander, Kermit	4	73	18.3	55	0
Johnson, Jimmy	4	57	14.3	35t	1
Randolph, Alvin	3	138	46.0	94t	1
Kimbrough, Elbert	3	60	20.0	44	0
Donnelly, George	2	16	8.0	16	0
Dowdle, Mike	1	27	27.0	27t	1
Hazeltine, Matt	1	8	8.0	8	0
49ERS	18	379	21.1	94t	3
OPPONENTS	26	334	12.9	50	1

KICKOFF RETURNS

	No	Yds	Avg	LG	TD
Alexander, Kermit	37	984	26.6	56	0
Jackson, Jim	8	162	20.3	28	0
Swinford, Wayne	4	73	18.3	21	0
Lewis, Gary	3	65	21.7	32	0
Kopay, Dave	2	20	10.0	11	0
Phillips, Mel	1	20	20.0	20	0
Hindman, Stan	1	2	2.0	2	0
49ERS	56	1326	23.7	56	0
OPPONENTS	59	1343	22.8	81	1

PUNT RETURNS

	No	FC	Yds	Avg	LG	TD
Alexander, Kermit	30	3	198	6.6	44t	1
Swinford, Wayne	8	6	12	1.5	7	0
Kopay, Dave	4	7	28	7.0	10	0
Jackson, Jim	2	0	0	0.0	0	0
Donnelly, George	1	0	0	0.0	0	0
49ERS	45	16	238	5.3	44t	1
OPPONENTS	33	13	368	11.2	79t	1

PUNTING

	No	Yds	Avg	LG	Bk
Davis, Tommy	63	2609	41.4	60	0
Kilmer, Billy	7	245	35.0	45	0
49ERS	70	2854	40.8	60	0
OPPONENTS	76	3130	41.2	66	0

PASSING

	Att	Comp	Pct	Yds	LG	TD	Int	QB
Brodie, John	427	232	54.3	2810	65t	16	22	65.8
Mira, George	53	22	41.5	284	29	5	2	74.7
Kilmer, Billy	16	5	31.3	84	26	0	1	24.0
Crow, John David	4	2	50.0	61	46	0	1	56.3
49ERS	500	261	52.2	3239	65t	21	26	64.9
OPPONENTS	414	206	49.8	2895	83t	18	18	69.0

1967 (7-7)

Jack Christiansen, Coach

W	27	at Minnesota (39,638)/S-17	21
W	38	Atlanta (30,207)/S-24	7
L	7	at Baltimore (60,238)/O-1	41
W	27	at Los Angeles Rams (60,424)/O-8	24
W	28	at Philadelphia (60,825)/O-15	27
W	27	New Orleans (34,285)/O-22	13
L	3	Detroit (37,990)/O-29	45
L	7	Los Angeles Rams (53,194)/N-5	17
L	28	at Washington (50,326)/N-12	31
L	0	at Green Bay (50,861)/N-19	13
L	9	Baltimore (44,815)/N-26	26
L	14	Chicago (25,613)/D-3	28
W	34	at Atlanta (51,798)/D-10	28
W	24	Dallas (27,182)/D-16	16
273			337

TEAM STATISTICS

	49ers	Opp
TOTAL FIRST DOWNS	242	237
By Rushing	101	92
By Passing	121	128
By Penalties	20	17
TOTAL YARDS GAINED	4418	4044
By Rushing	1764	1698
By Passing	2654	2346
TOTAL PLAYS FROM SCRIMMAGE	929	858
Rushes	434	407
Average Gain Per Rush	4.1	4.1
FORWARD PASSES ATTEMPTED	469	403
Number Completed	228	212
Per Cent Completed	48.6	52.6
Sacks/Yards Lost	26/208	48/409
Passes Had Intercepted	26	16
Yards Gained Per Pass	6.1	5.8
Yards Gained Per Completion	12.6	13.0
PUNTS	73	70
Total Yardage of Punts	2745	3063
Average Length	37.6	43.8
KICKOFF RETURNS	56	54
Total Yards Returned	1326	1311
Average Length of Return	23.7	24.3
PENALTIES	89	64
Yards Penalized	931	596
FUMBLES	20	24
Own Fumbles Recovered	10	11
Opponents' Fumbles Recovered	13	10
FIELD GOALS	14	17
Field Goals Attempted	33	35
TOTAL POINTS SCORED	273	337
Touchdowns Scored	33	41
Touchdowns Rushing	16	17
Touchdowns Passing	16	19
Touchdowns Returns	1	5
Extra Points	33	40
Field Goals	14	17
Safeties	0	0

SCORING

	TDs	Ru	Pa	Int	Fu	KO	Pu	PAT	FG	S	Pts
Davis, Tommy	0	0	0	0	0	0	0	33/33	33/14	0	75
Lewis, Gary	7	6	1	0	0	0	0	0/0	0/0	0	42
Willard, Ken	6	5	1	0	0	0	0	0/0	0/0	0	36
Crow, John David	5	2	3	0	0	0	0	0/0	0/0	0	30
Randle, Sonny	4	0	4	0	0	0	0	0/0	0/0	0	24
Windsor, Bob	3	0	2	0	1	0	0	0/0	0/0	0	18
Witcher, Dick	3	0	3	0	0	0	0	0/0	0/0	0	18
Cunningham, Doug	2	2	0	0	0	0	0	0/0	0/0	0	12
Parks, Dave	2	0	2	0	0	0	0	0/0	0/0	0	12
Brodie, John	1	1	0	0	0	0	0	0/0	0/0	0	6
49ERS	33	16	16	0	1	0	0	33/33	33/14	0	273
OPPONENTS	41	17	19	3	0	1	1	41/40	35/17	0	337

RUSHING	Att	Yds	Avg	Lg	TD
Willard, Ken	169	510	3.0	20	5
Crow, John David	113	479	4.2	39	2
Lewis, Gary	67	342	5.1	52	6
Cunningham, Doug	43	212	4.9	64t	2
Brodie, John	20	147	7.4	15	1
Mira, George	7	23	3.3	9	0
Kopay, Dave	6	21	3.5	10	0
Spurrier, Steve	5	18	3.6	9	0
Windsor, Bob	1	7	7.0	7	0
Tucker, Bill	3	5	1.7	3	0
49ERS	434	1764	4.1	64t	16
OPPONENTS	407	1698	4.1	73	17

RECEIVING	No	Yds	Avg	LG	TD
Witcher, Dick	46	705	15.3	63t	3
Randle, Sonny	33	502	15.2	58	4
Crow, John David	31	373	12.0	59t	3
Parks, Dave	26	313	12.0	43	2
Willard, Ken	23	242	10.5	25	1
Windsor, Bob	21	254	12.1	55t	2
Lewis, Gary	21	218	10.4	32t	1
Cunningham, Doug	13	121	9.3	29	0
Stickles, Monty	7	86	12.3	19	0
Tucker, Bill	2	22	11.0	12	0
Myers, Chip	2	13	6.5	8	0
Kopay, Dave	2	11	5.5	11	0
Olerich, Dave	1	2	2.0	2	0
49ERS	228	2862	12.6	63t	16
OPPONENTS	212	2755	13.0	82t	19

INTERCEPTIONS	No	Yds	Avg	LG	TD
Alexander, Kermit	5	72	14.4	48	0
Gonsoulin, Austin	3	9	3.0	5	0
Johnson, Jimmy	2	68	34.0	38	0
Wilcox, Dave	2	17	8.5	17	0
Jackson, Jim	1	22	22.0	22	0
Nunley, Frank	1	7	7.0	7	0
Miller, Clark	1	3	3.0	3	0
Phillips, Mel	1	0	0.0	0	0
49ERS	16	198	12.4	48	0
OPPONENTS	26	292	11.2	37	3

KICKOFF RETURNS	No	Yds	Avg	LG	TD
Cunningham, Doug	31	826	26.7	94	0
Tucker, Bill	9	199	22.1	26	0
Lewis, Gary	9	190	21.1	33	0
Swinford, Wayne	2	51	25.5	32	0
Nunley, Frank	2	0	0.0	0	0
Kopay, Dave	1	21	21.0	21	0
Windsor, Bob	1	21	21.0	21	0
Alexander, Kermit	1	18	18.0	18	0
49ERS	56	1326	23.7	94	0
OPPONENTS	54	1311	24.3	97t	1

PUNT RETURNS	No	FC	Yds	Avg	LG	TD
Cunningham, Doug	27	7	249	9.2	57	0
Alexander, Kermit	6	1	64	10.7	31	0
Tucker, Bill	1	0	1	1.0	1	0
Gonsoulin, Austin	1	0	0	0.0	0	0
Lewis, Gary	0	1	0	0.0	0	0
49ERS	35	9	314	9.0	57	0
OPPONENTS	29	18	175	6.0	58t	1

PUNTING	No	Yds	Avg	LG	Bk
Spurrier, Steve	73	2745	37.6	61	1
49ERS	73	2745	37.6	61	1
OPPONENTS	70	3063	43.8	60	0

PASSING	Att	Comp	Pct	Yds	LG	TD	Int	QB
Brodie, John	349	168	48.1	2013	63t	11	22	50.5
Mira, George	65	35	53.9	592	58	5	2	97.7
Spurrier, Steve	50	23	46.0	211	21	0	1	49.7
Crow, John David	5	2	40.0	46	25	0	1	34.2
49ERS	469	228	48.6	2862	63t	16	26	56.3
OPPONENTS	403	212	52.6	2755	82t	19	16	73.6

1968 (7-6-1)

Dick Nolan, Coach

L	10	at Baltimore (56,864)/S-15	27
W	35	St. Louis (27,557)/S-22	17
W	28	Atlanta (27,477)/S-29	13
L	10	at Los Angeles Rams (69,520)/O-6	24
L	14	Baltimore (32,822)/O-13	42
W	26	at New York Giants (62,958)/O-20	10
W	14	at Detroit (53,555)/O-27	7
L	21	Cleveland (31,359)/N-3	33
L	19	at Chicago (46,978)/N-10	27
T	20	Los Angeles Rams (41,815)/N-17	20
W	45	at Pittsburgh (21,408)/N-24	28
W	27	Green Bay (47,218)/D-1	20
L	20	Minnesota (29,049)/D-8	30
W	14	at Atlanta (44,977)/D-15	12
303			310

TEAM STATISTICS

	49ers	Opp
TOTAL FIRST DOWNS	260	250
By Rushing	98	111
By Passing	141	124
By Penalties	21	15
TOTAL YARDS GAINED	4709	4020
By Rushing	1784	1706
By Passing	2925	2244
TOTAL PLAYS FROM SCRIMMAGE	887	896
Rushes	443	445
Average Gain Per Rush	4.0	4.0
FORWARD PASSES ATTEMPTED	417	416
Number Completed	239	291
Per Cent Completed	57.3	48.4
Sacks/Yards Lost	27/182	35/304
Passes Had Intercepted	23	20
Yards Gained Per Pass	6.5	4.9
Yards Gained Per Completion	13.0	12.7
PUNTS	68	68
Total Yardage of Punts	2651	2856
Average Length	39.0	42.0
KICKOFF RETURNS	60	54
Total Yards Returned	1064	1163
Average Length of Return	17.7	20.8
PENALTIES	90	71
Yards Penalized	794	656
FUMBLES	26	22
Own Fumbles Recovered	12	11
Opponents' Fumbles Recovered	11	14
FIELD GOALS	11	22
Field Goals Attempted	24	32
TOTAL POINTS SCORED	303	310
Touchdowns Scored	39	35
Touchdowns Rushing	11	12
Touchdowns Passing	24	19
Touchdowns Returns	4	4
Extra Points	36	34
Field Goals	11	22
Safeties	0	0

SCORING

	TDs	Ru	Pa	Int	Fu	KO	Pu	PAT	FG	S	Pts
Davis, Tommy	0	0	0	0	0	0	0	28/28	16/9	0	55
McNeil, Clifton	7	0	7	0	0	0	0	0/0	0/0	0	42
Tucker, Bill	7	3	4	0	0	0	0	0/0	0/0	0	42
Willard, Ken	7	7	0	0	0	0	0	0/0	0/0	0	42
Crow, John David	5	0	5	0	0	0	0	0/0	0/0	0	30
Lewis, Gary	4	1	3	0	0	0	0	0/0	0/0	0	24
Patera, Dennis	0	0	0	0	0	0	0	11/8	8/2	0	14
Windsor, Bob	2	0	2	0	0	0	0	0/0	0/0	0	12
Witcher, Dick	2	0	1	0	1	0	0	0/0	0/0	0	12
Alexander, Kermit	1	0	0	1	0	0	0	0/0	0/0	0	6
Belk, Bill	1	0	0	1	0	0	0	0/0	0/0	0	6
Hindman, Stan	1	0	0	1	0	0	0	0/0	0/0	0	6
McFarland, Kay	1	0	1	0	0	0	0	0/0	0/0	0	6
Randle, Sonny	1	0	1	0	0	0	0	0/0	0/0	0	6
49ERS	39	11	24	3	1	0	0	39/36	24/11	0	303
OPPONENTS*	35	12	19	1	1	1	0	35/34	32/22	0	310

* had one ret. of blkd FGA

Rookie Names in *Italic*

	Att	Yds	Avg	LG	TD
Willard, Ken	227	967	4.3	69t	7
Lewis, Gary	141	573	4.1	22	1
Tucker, Bill	30	135	4.5	18	3
Brodie, John	18	71	3.9	15	0
Daniels, Clem	12	37	3.1	11	0
Cunningham, Doug	6	7	1.2	5	0
Mira, George	1	5	5.0	5	0
Crow, John David	4	4	1.0	3	0
Lee, Dwight	2	1	0.5	1	0
McNeil, Clifton	1	-1	-1.0	-1	0
Spurrier, Steve	1	-15	-15.0	-15	0
49ERS	443	1784	4.0	69t	11
OPPONENTS	447	1766	4.0	32	15

	No	Yds	Avg	LG	TD
McNeil, Clifton	71	994	14.0	65t	7
Witcher, Dick	39	531	13.6	59t	1
Willard, Ken	36	232	6.4	20	0
Crow, John David	31	531	17.1	54t	5
Lewis, Gary	27	244	9.0	33	3
Tucker, Bill	15	197	13.1	59t	4
Windsor, Bob	8	146	18.3	62	2
McFarland, Kay	5	140	28.0	65	1
Randle, Sonny	3	44	14.7	29t	1
Cunningham, Doug	2	25	12.5	16	0
Daniels, Clem	2	23	11.5	16	0
49ERS	239	3107	13.0	65t	24
OPPONENTS	201	2547	12.7	60	19

	No	Yds	Avg	LG	TD
Alexander, Kermit	9	155	17.2	66t	1
Randolph, Alvin	4	60	15.0	40	0
Beard, Ed	2	93	46.5	69	0
Fuller, Johnny	2	3	1.5	3	0
Hindman, Stan	1	25	25.0	25t	1
Johnson, Jimmy	1	25	25.0	25	0
Belk, Bill	1	6	6.0	6t	1
49ERS	20	367	18.4	69	3
OPPONENTS	23	390	17.0	90	1

	No	Yds	Avg	LG	TD
Alexander, Kermit	20	300	15.0	35	0
Cunningham, Doug	14	286	20.4	38	0
Daniels, Clem	10	266	26.6	29	0
Tucker, Bill	5	103	20.6	30	0
Lee, Dwight	2	43	21.5	22	0
Hays, Harold	2	21	10.5	13	0
Nunley, Frank	2	0	0.0	0	0
Fuller, Johnny	1	23	23.0	23	0
Banaszek, Cas	1	15	15.0	15	0
Olerich, Dave	1	4	4.0	4	0
Hart, Tommy	1	3	3.0	3	0
Peoples, Woody	1	0	0.0	0	0
49ERS	60	1064	17.7	38	0
OPPONENTS	56	1163	20.8	96t	1

	No	FC	Yds	Avg	LG	TD
Alexander, Kermit	24	13	87	3.6	26	0
Fuller, Johnny	12	8	33	2.8	9	0
49ERS	36	21	120	3.3	26	0
OPPONENTS	31	23	238	7.7	27	0

	No	Yds	Avg	LG	Blk
Spurrier, Steve	68	2651	39.0	54	0
49ERS	68	2651	39.0	54	0
OPPONENTS	68	2856	42.0	55	0

	Att	Comp	Pct	Yds	LG	TD	Int	QB
Brodie, John	404	234	57.9	3020	65t	22	21	78.0
Mira, George	11	4	36.4	44	43t	1	1	36.2
McNeil, Clifton	2	1	50.0	43	43t	1	1	95.8
49ERS	417	239	57.3	3107	65t	24	23	77.1
OPPONENTS	415	201	48.4	2547	60	19	20	63.2

1969 (4-8-2)

Dick Nolan, Coach

L	12	at Atlanta (45,940)/S-21	24
L	7	at G.B. in Milwaukee (48,184)/S-28	14
T	17	Washington (35,184)/O-5	17
L	21	Los Angeles Rams (45,995)/O-12	27
L	7	Atlanta (28,684)/O-19	21
W	24	at Baltimore (60,238)/O-26	21
L	14	Detroit (35,100)/N-2	26
L	30	at Los Angeles Rams (73,975)/N-9	41
W	20	Baltimore (38,472)/N-16	17
L	38	at New Orleans (71,448)/N-23	43
T	24	at Dallas (62,348)/N-27	24
W	42	Chicago (32,826)/D-6	21
L	7	at Minnesota (43,028)/D-14	10
W	14	Philadelphia (25,391)/D-21	13
277			319

TEAM STATISTICS

	49ers	Opp
TOTAL FIRST DOWNS	235	242
By Rushing	84	91
By Passing	153	128
By Penalties	16	23
TOTAL YARDS GAINED	4694	4175
By Rushing	1536	1704
By Passing	3158	2471
TOTAL PLAYS FROM SCRIMMAGE	914	854
Rushes	391	422
Average Gain Per Rush	3.9	4.0
FORWARD PASSES ATTEMPTED	496	402
Number Completed	278	205
Per Cent Completed	56.0	51.0
Sacks/Yards Lost	27/221	30/255
Passes Had Intercepted	26	20
Yards Gained Per Pass	6.4	5.5
Yards Gained Per Completion	11.4	12.1
PUNTS	71	65
Total Yardage of Punts	2874	2629
Average Length	40.5	40.4
KICKOFF RETURNS	47	43
Total Yards Returned	901	1186
Average Length of Return	19.3	27.6
PENALTIES	85	70
Yards Penalized	845	671
FUMBLES	25	26
Own Fumbles Recovered	13	14
Opponents' Fumbles Recovered	12	12
FIELD GOALS	6	15
Field Goals Attempted	21	36
TOTAL POINTS SCORED	277	319
Touchdowns Scored	37	39
Touchdowns Rushing	13	14
Touchdowns Passing	22	22
Touchdowns Returns	2	3
Extra Points	35	38
Field Goals	6	15
Safeties	0	0

SCORING

	TDs	Ru	Pa	Int	Fu	KO	Pu	PAT	FG	S	Pts
Willard, Ken	10	7	3	0	0	0	0	0/0	0/0	0	60
Thomas, Jimmy	6	1	5	0	0	0	0	0/0	0/0	0	36
Gavric, Momcilo	0	0	0	0	0	0	0	24/22	11/3	0	31
Tucker, Bill	4	2	2	0	0	0	0	0/0	0/0	0	24
Davis, Tommy	0	0	0	0	0	0	0	13/13	10/3	0	22
Cunningham, Doug	3	3	0	0	0	0	0	0/0	0/0	0	18
McNeil, Clifton	3	0	3	0	0	0	0	0/0	0/0	0	18
Washington, Gene	3	0	3	0	0	0	0	0/0	0/0	0	18
Witcher, Dick	3	0	3	0	0	0	0	0/0	0/0	0	18
Windsor, Bob	2	0	2	0	0	0	0	0/0	0/0	0	12
Kwalick, Ted	1	0	1	0	0	0	0	0/0	0/0	0	6
Lakes, Roland	1	0	0	0	1	0	0	0/0	0/0	0	6
Woitt, Johnny	1	0	0	1	0	0	0	0/0	0/0	0	6
Team	0	0	0	0	0	0	0	0/0	0/0	1	2
49ERS	37	13	22	1	1	0	0	37/35	21/6	1	277
OPPONENTS	39	14	22	1	1	1	0	39/38	36/15	1	319

	Att	Yds	Avg	LG	TD
Willard, Ken	171	557	3.3	18	7
Cunningham, Doug	147	541	3.7	33	3
Thomas, Jimmy	23	190	8.3	75t	1
Tucker, Bill	20	72	3.6	24t	2
Brodie, John	11	62	5.6	15	0
Spurrier, Steve	5	49	9.8	29	0
Windsor, Bob	5	39	7.8	13	0
Davis, Tommy	2	21	10.5	16	0
Lewis, Gary	4	5	1.3	4	0
Moore, Gene	2	4	2.0	2	0
Washington, Gene	1	-4	-4.0	-4	0
49ERS	391	1536	3.9	75t	13
OPPONENTS	422	1704	4.0	41	14

	No	Yds	Avg	LG	TD
Washington, Gene	51	711	13.9	52	3
Cunningham, Doug	51	484	9.5	58	0
Windsor, Bob	49	597	12.2	32	2
Willard, Ken	36	326	9.1	36	3
Witcher, Dick	33	435	13.2	49	3
Thomas, Jimmy	18	364	20.2	75t	5
McNeil, Clifton	17	255	15.0	80t	3
Tucker, Bill	14	104	7.4	18t	2
Johnson, Leo	4	42	10.5	14	0
Kwalick, Ted	2	32	16.0	31	1
Moore, Gene	2	28	14.0	24	0
Edwards, Earl	1	1	1.0	1	0
49ERS	278	3379	12.2	80t	22
OPPONENTS	205	2726	13.3	93	22

	No	Yds	Avg	LG	TD
Alexander, Kermit	5	39	7.8	22	0
Johnson, Jimmy	5	18	3.6	18	0
Wilcox, Dave	2	17	8.5	17	0
Taylor, Roosevelt	2	15	7.5	15	0
Randolph, Alvin	2	10	5.0	5	0
Woitt, Johnny	1	57	57.0	57t	1
Fuller, Johnny	1	31	31.0	31	0
Nunley, Frank	1	7	7.0	7	0
Krueger, Charlie	1	0	0.0	0	0
49ERS	20	194	9.7	57t	1
OPPONENTS	26	304	11.7	38	1

	No	Yds	Avg	LG	TD
Smith, Noland	14	315	22.5	60	0
Cunningham, Doug	9	207	23.0	30	0
Fuller, Johnny	8	155	19.4	28	0
Lewis, Gary	5	155	31.0	34	0
Alexander, Kermit	3	47	15.7	24	0
Edwards, Earl	3	3	1.0	3	0
Taylor, Roosevelt	1	16	16.0	16	0
Wilcox, Dave	1	10	10.0	10	0
Kwalick, Ted	1	0	0.0	0	0
Sniadecki, Jim	1	0	0.0	0	0
Tucker, Bill	1	0	0.0	0	0
49ERS	47	908	19.3	60	0
OPPONENTS	43	1186	27.6	87t	1

	No	FC	Yds	Avg	LG	TD
Smith, Noland	10	4	46	4.6	18	0
Fuller, Johnny	5	4	12	2.4	7	0
Alexander, Kermit	4	3	-18	-4.5	0	0
Cunningham, Doug	3	11	23	7.7	14	0
49ERS	22	22	63	2.9	18	0
OPPONENTS	39	14	293	7.5	50	0

	No	Yds	Avg	LG	Blk
Kilgore, Jon	36	1451	40.3	72	0
Davis, Tommy	23	955	41.5	55	0
Spurrier, Steve	12	468	39.0	57	0
49ERS	71	2874	40.5	72	0
OPPONENTS	65	2629	40.5	60	0

	Att	Comp	Pct	Yds	LG	TD	Int	QB
Brodie, John	347	194	55.9	2405	80t	16	15	74.9
Spurrier, Steve	146	81	55.5	926	75t	5	11	54.8
Cunningham, Doug	3	3	100.0	48	31	1	0	158.3
49ERS	496	278	56.1	3379	80t	22	26	70.1
OPPONENTS	402	205	51.0	2726	93	22	20	70.3

1970 (10-3-1/11-4-1)

NFC West Champions

Dick Nolan, Coach

W	26	Washington (34,984)/S-20	17
W	34	Cleveland (37,502)/S-27	31
L	20	at Atlanta (58,850)/O-4	21
W	20	at Los Angeles Rams (77,272)/O-11	6
T	20	New Orleans (39,446)/O-18	20
W	19	Denver (39,515)/O-25	14
W	26	Green Bay (59,335)/N-1	10
W	37	at Chicago (45,607)/N-8	16
W	30	at Houston (43,040)/N-15	20
L	7	at Detroit (56,232)/N-22	28
L	13	Los Angeles Rams (59,602)/N-29	30
W	24	Atlanta (41,387)/D-6	20
W	38	at New Orleans (61,940)/D-13	27
W	38	at Oakland Raiders (54,535)/D-20	7
352			267

NFC PLAYOFF - DEC. 27

(at Bloomington, MN - Metropolitan Stadium)

W	17	Minnesota (45,103)	14
---	----	--------------------	----

NFC CHAMPIONSHIP - JAN. 3

(at San Francisco - Kezar Stadium)

L	10	Dallas (59,364)	17
---	----	-----------------	----

TEAM STATISTICS

	49ers	Opp
TOTAL FIRST DOWNS	237	213
By Rushing	86	81
By Passing	125	110
By Penalties	26	22
TOTAL NET YARDS	4503	3972
Net Yards Rushing	1580	1799
Net Yards Passing	2923	2173
TOTAL PLAYS FROM SCRIMMAGE	862	839
Rushes	471	425
Average Gain Per Rush	3.4	4.2
FORWARD PASSES ATTEMPTED	383	384
Number Completed	226	185
Per Cent Completed	59.0	48.2
Quarterback Sacks	8	30
Yards Lost	67	261
Passes Had Intercepted	10	22
Yards Gained Per Pass	7.5	5.3
Yards Gained Per Completion	13.2	13.2
PUNTS	75	82
Total Yardage of Punts	2877	3309
Average Length	38.4	40.4
KICKOFF RETURNS	49	58
Total Yards Returned	967	1362
Average Length of Return	19.7	23.5
PENALTIES	88	87
Yards Penalized	997	965
FUMBLES	24	35
Own Fumbles Recovered	9	15
Opponents' Fumbles Recovered	20	15
FIELD GOALS	21	15
Field Goals Attempted	31	24
TOTAL POINTS SCORED	352	267
Touchdowns Scored	41	32
Touchdowns Rushing	13	12
Touchdowns Passing	25	19
Touchdowns Returns	3	1
Extra Points	39	30
Field Goals	21	15
Safeties	1	0

SCORING

	TDs	Ru	Pa	Int	Fu	KO	Pu	PAT	FG	S	Pts
Gossett, Bruce	0	0	0	0	0	0	0	41/39	31/21	0	102
Washington, Gene	12	0	12	0	0	0	0	0/0	0/0	0	72
Willard, Ken	10	7	3	0	0	0	0	0/0	0/0	0	60
Cunningham, Doug	3	3	0	0	0	0	0	0/0	0/0	0	18
Thomas, Jimmy	3	0	3	0	0	0	0	0/0	0/0	0	18
Brodie, John	2	2	0	0	0	0	0	0/0	0/0	0	12
Tucker, Bill	2	1	1	0	0	0	0	0/0	0/0	0	12

Rookie Names in *Italic*

(continued)

SCORING

	TDs	Ru	Pa	Int	Fu	KO	Pu	PAT	FG	S	Pts
Windsor, Bob	2	0	2	0	0	0	0	0/0	0/0	0	12
Witcher, Dick	2	0	2	0	0	0	0	0/0	0/0	0	12
Johnson, Jimmy	1	0	0	1	0	0	0	0/0	0/0	1	8
<i>Izenbarger, John</i>	1	0	1	0	0	0	0	0/0	0/0	0	6
Kwalick, Ted	1	0	1	0	0	0	0	0/0	0/0	0	6
Phillips, Mel	1	0	0	1	0	0	0	0/0	0/0	0	6
<i>Taylor, Bruce*</i>	1	0	0	0	0	0	0	0/0	0/0	0	6
Randolph, Alvin	0	0	0	0	0	0	0	0/0	0/0	1	2
49ERS	41	13	25	2	0	0	0	41/39	31/21	0	352
OPPONENTS	32	12	19	0	1	0	0	32/30	24/15	0	267

* had one ret. of blkd FGA

RUSHING

	Att	Yds	Avg	LG	TD
Willard, Ken	236	789	3.3	20	7
Cunningham, Doug	128	443	3.5	25	3
Tucker, Bill	42	137	3.3	11	1
Thomas, Jimmy	31	89	2.9	14	0
Kwalick, Ted	3	65	21.7	45	0
<i>Izenbarger, John</i>	18	43	2.4	27	0
Brodie, John	9	29	3.2	12t	2
<i>Strong, Jim</i>	2	3	1.5	3	0
Spurrier, Steve	2	-18	-9.0	-5	0
49ERS	471	1580	3.4	45	13
OPPONENTS	425	1799	4.2	80t	12

RECEIVING

	No	Yds	Avg	LG	TD
Washington, Gene	53	1100	20.8	79t	12
Cunningham, Doug	35	209	6.0	29	0
Windsor, Bob	31	363	11.7	35	2
Willard, Ken	31	259	8.4	32	3
Witcher, Dick	22	288	13.1	28	2
Tucker, Bill	17	108	6.4	28t	1
<i>Thomas, Jimmy</i>	12	221	18.4	61t	3
Kwalick, Ted	10	148	14.8	26t	1
<i>Izenbarger, John</i>	8	158	19.8	61t	1
<i>Riley, Preston</i>	7	136	19.4	68	0

49ERS

	Att	Yds	Avg	LG	TD
49ERS	226	2990	13.2	79t	25
OPPONENTS	185	2434	13.2	69	19

INTERCEPTIONS

	No	Yds	Avg	LG	TD
<i>Taylor, Bruce</i>	3	70	23.3	70	0
Phillips, Mel	3	49	16.3	35t	1
Nunley, Frank	3	42	14.0	24	0
Taylor, Roosevelt	3	27	9.0	19	0
Vanderbundt, Skip	3	18	6.0	18	0
Wilcox, Dave	2	46	23.0	35	0
Johnson, Jimmy	2	36	18.0	36t	1
Fuller, Johnny	1	20	20.0	20	0
Hart, Tommy	1	0	0.0	0	0
Randolph, Alvin	1	0	0.0	0	0

49ERS

	Att	Yds	Avg	LG	TD
49ERS	22	308	14.0	70	2
OPPONENTS	10	95	9.5	29	0

KICKOFF RETURNS

	No	Yds	Avg	LG	TD
Tucker, Bill	25	577	23.1	43	0
<i>Taylor, Bruce</i>	12	190	15.8	25	0
Thomas, Jimmy	6	177	29.5	55	0
Beard, Ed	2	8	4.0	8	0
Fuller, Johnny	1	8	8.0	8	0
Belk, Bill	1	7	7.0	7	0
<i>Riley, Preston</i>	1	0	0.0	0	0
Windsor, Bob	1	0	0.0	0	0

49ERS

	Att	Comp	Pct	Yds	LG	TD	Int	QB
49ERS	49	967	19.7	43	0	0	0	0
OPPONENTS	58	1362	23.5	62	0	0	0	0

PUNT RETURNS

	No	FC	Yds	Avg	LG	TD
<i>Taylor, Bruce</i>	43	10	516	12.0	76	0
Fuller, Johnny	4	2	29	7.3	12	0
<i>Riley, Preston</i>	1	0	5	5.0	5	0
49ERS	48	12	550	11.5	76	0
OPPONENTS	38	21	180	4.7	16	0

PUNTING

	No	Yds	Avg	LG	Blk
Spurrier, Steve	75	2877	38.4	58	0
49ERS	75	2877	38.4	58	0
OPPONENTS	82	3309	40.4	57	1

PASSING

	Att	Comp	Pct	Yds	LG	TD	Int	QB
Brodie, John	378	223	59.0	2941	79t	24	10	93.8
Spurrier, Steve	4	3	75.0	49	26	1	0	155.2
<i>Izenbarger, John</i>	1	0	0.0	0	0	0	0	39.6
49ERS	383	226	59.0	2990	79t	25	10	94.7
OPPONENTS	384	185	48.2	2434	69	19	22	61.3

1971 (9-5/10-6)

NFC West Champions

Dick Nolan, Coach

L	17	at Atlanta (56,990)/S-19	20
W	38	at New Orleans (81,595)/S-26	20
W	31	at Philadelphia (65,358)/O-3	3
L	13	Los Angeles Rams (44,000)/O-10 +	20
W	13	Chicago (44,133)/O-17	0
W	26	at St. Louis (50,419)/O-24	14
W	27	New England (45,092)/O-31	10
W	13	at Minnesota (49,784)/N-7	9
L	20	New Orleans (45,138)/N-14	26
L	6	at Los Angeles Rams (80,050)/N-21	17
W	24	at New York Jets (62,936)/N-28	21
L	17	Kansas City (45,306)-MN/D-6	26
W	24	Atlanta (44,584)/D-12	3
W	31	Detroit (45,580)/D-19	27
300			216

NFC PLAYOFF - DEC. 26

(at San Francisco - Candlestick Park)

W	24	Washington (45,327)	20
---	----	---------------------	----

NFC CHAMPIONSHIP - JAN. 2

(at Irving - Texas Stadium)

L	3	Dallas (63,409)	14
---	---	-----------------	----

+ -First 49ers' regular season game at Candlestick Park.

TEAM STATISTICS

	49ers	Opp
TOTAL FIRST DOWNS	257	199
By Rushing	113	80
By Passing	122	96
By Penalties	22	23
TOTAL NET YARDS	4706	3679
Net Yards Rushing	2129	1668
Net Yards Passing	2577	2011
TOTAL PLAYS FROM SCRIMMAGE	900	787
Rushes	498	408
Average Gain Per Rush	4.3	4.1
FORWARD PASSES ATTEMPTED	391	341
Number Completed	209	152
Per Cent Completed	53.5	44.6
Quarterback Sacks	11	38
Yards Lost	111	298
Passes Had Intercepted	11	14
Yards Gained Per Pass	6.4	5.3
Yards Gained Per Completion	12.9	15.2
PUNTS	51	73
Total Yardage of Punts	1974	2898
Average Length	38.7	39.7
KICKOFF RETURNS	85	61
Total Yards Returned	1653	1467
Average Length of Return	19.5	24.1
PENALTIES	88	75
Yards Penalized	961	610
FUMBLES	33	31
Own Fumbles Recovered	15	15
Opponents' Fumbles Recovered	15	18
FIELD GOALS	23	19
Field Goals Attempted	36	33
TOTAL POINTS SCORED	300	216
Touchdowns Scored	33	23
Touchdowns Rushing	12	4
Touchdowns Passing	18	17
Touchdowns Returns	3	2
Extra Points	33	21
Field Goals	23	19
Safeties	0	0

SCORING

	TDs	Ru	Pa	Int	Fu	KO	Pu	PAT	FG	S	Pts
Gossett, Bruce	0	0	0	0	0	0	0	32/32	36/23		101
Washington, Vic	7	3	4	0	0	0	0	0/0	0/0		42
Kwalick, Ted	5	0	5	0	0	0	0	0/0	0/0		30
Willard, Ken	5	4	1	0	0	0	0	0/0	0/0		30
Washington, Gene	4	0	4	0	0	0	0	0/0	0/0		24
Brodie, John	3	3	0	0	0	0	0	0/0	0/0		18

(continued)

SCORING

	TDs	Ru	Pa	Int	Fu	KO	Pu	PAT	FG	S	Pts
Witcher, Dick	3	0	3	0	0	0	0	0/0	0/0		18
Schreiber, Larry	1	0	1	0	0	0	0	1/1	0/0		7
Blue, Forrest	1	0	0	0	1	0	0	0/0	0/0		6
Cunningham, Doug	1	1	0	0	0	0	0	0/0	0/0		6
Hart, Tommy	1	0	0	0	1	0	0	0/0	0/0		6
Taylor, Bruce*	1	0	0	0	0	0	0	0/0	0/0		6
Thomas, Jimmy	1	1	0	0	0	0	0	0/0	0/0		6
49ERS	33	12	18	0	2	0	0	33/33	36/23	0	300
OPPONENTS	23	4	17	1	1	0	0	23/21	33/19	0	216

* had one ret. of blkd FGA

RUSHING

	Att	Yds	Avg	LG	TD
Willard, Ken	216	855	4.0	49	4
Washington, Vic	191	811	4.3	42	3
Schreiber, Larry	34	180	5.3	23	0
Cunningham, Doug	25	98	3.9	14	1
Kwalick, Ted	6	62	10.3	28	0
Brodie, John	14	45	3.2	12	3
Thomas, Jimmy	3	36	12.0	25t	1
Isenbarger, John	5	34	6.8	22	0
Windsor, Bob	1	21	21.0	21	0
Spurrier, Steve	1	2	2.0	2	0
McCann, Jim	2	-15	-7.5	-6	0
49ERS	498	2129	4.3	49	12
OPPONENTS	408	1668	4.1	64t	4

RECEIVING

	No	Yds	Avg	LG	TD
Kwalick, Ted	52	664	12.8	42t	5
Washington, Gene	46	884	19.2	71t	4
Washington, Vic	36	317	8.8	40	4
Willard, Ken	27	202	7.5	33	1
Cunningham, Doug	19	188	9.9	28	0
Witcher, Dick	18	250	13.9	50t	3
Schreiber, Larry	3	79	26.3	46	1
Riley, Preston	3	39	13.0	24	0
Thomas, Jimmy	3	33	11.0	14	0
Windsor, Bob	2	32	16.0	30	0
49ERS	209	2688	12.9	71t	18
OPPONENTS	152	2309	15.2	61t	17

INTERCEPTIONS

	No	Yds	Avg	LG	TD
Taylor, Bruce	3	68	22.7	49	0
Johnson, Jimmy	3	16	5.3	10	0
Taylor, Roosevelt	3	13	4.3	13	0
Fuller, Johnny	2	57	28.5	57	0
Simpson, Mike	1	15	15.0	15	0
Vanderbundt, Skip	1	10	10.0	10	0
Nunley, Frank	1	7	7.0	7	0
49ERS	14	186	13.3	57	0
OPPONENTS	24	385	16.0	39	1

KICKOFF RETURNS

	No	Yds	Avg	LG	TD
Washington, Vic	33	858	26.0	74	0
Cunningham, Doug	6	121	20.2	27	0
Windsor, Bob	4	66	16.5	25	0
Kwalick, Ted	2	9	4.5	5	0
Beard, Ed	1	21	21.0	21	0
49ERS	85	1653	19.5	74	1
OPPONENTS	61	1467	24.1	65	0

PUNT RETURNS

	No	FC	Yds	Avg	LG	TD
Taylor, Bruce	34	10	235	6.9	38	0
Fuller, Johnny	3	2	31	10.3	13	0
Riley, Preston	1	0	2	2.0	2	0
Vanderbundt, Skip	1	0	0	0.0	0	0
49ERS	39	12	268	6.9	38	0
OPPONENTS	19	17	44	2.3	10	0

PUNTING

	No	Yds	Avg	LG	Blk
McCann, Jim	49	1897	38.7	54	1
Spurrier, Steve	2	77	38.5	40	0
49ERS	51	1974	38.7	54	1
OPPONENTS	73	2898	39.7	60	0

PASSING

	Att	Comp	Pct	Yds	LG	TD	Int	QB
Brodie, John	387	208	53.8	2642	71t	18	24	65.0
Spurrier, Steve	4	1	25.0	46	46	0	0	75.0
49ERS	391	209	53.5	2688	71t	18	24	65.0
OPPONENTS	341	152	44.6	2309	61t	17	14	67.0

1972 (8-5-1/8-6-1)

NFC West Champions

Dick Nolan, Coach

W	34	San Diego (56,906)/S-17	3
L	20	at Buffalo (45,825)/S-24	27
W	37	at New Orleans (69,840)/O-1	2
L	7	at Los Angeles Rams (77,382)/O-8	31
L	17	New York Giants (53,284)/O-15	23
T	20	New Orleans (53,571)/O-22	20
W	49	at Atlanta (58,850)/O-29	14
L	24	at G.B. in Milwaukee (47,897)/N-5	34
W	24	Baltimore (57,225)/N-12	21
W	34	at Chicago (65,201)/N-19	21
W	31	-at Dallas (65,214)-THU (Thanksgiving Day)/N-23	10
L	16	Los Angeles Rams (60,175)-MN/D-4	26
W	20	Atlanta (57,523)/D-10	0
W	20	Minnesota (58,502)/D-16	17
353			249

NFC PLAYOFF - DEC. 23

(at San Francisco - Candlestick Park)

L	28	Dallas (59,746)	30
---	----	-----------------	----

TEAM STATISTICS

	49ers	Opp
TOTAL FIRST DOWNS	234	221
By Rushing	87	96
By Passing	129	105
By Penalties	18	20
TOTAL NET YARDS	4351	4026
Net Yards Rushing	1616	1847
Net Yards Passing	2735	2179
TOTAL PLAYS FROM SCRIMMAGE	847	858
Rushes	445	446
Average Gain Per Rush	3.6	4.1
FORWARD PASSES ATTEMPTED	380	366
Number Completed	217	169
Per Cent Completed	57.1	46.2
Quarterback Sacks	22	46
Yards Lost	153	403
Passes Had Intercepted	24	19
Avg. Net Passing per Game	195.4	155.6
PUNTS	64	72
Total Yardage of Punts	2542	3123
Average Length	39.7	43.4
KICKOFF RETURNS	44	66
Total Yards Returned	1041	1530
Average Length of Return	23.7	23.2
PENALTIES	73	81
Yards Penalized	664	677
FUMBLES	30	40
Own Fumbles Recovered	17	23
Opponents' Fumbles Recovered	17	13
FIELD GOALS	18	17
Field Goals Attempted	29	29
TOTAL POINTS SCORED	353	249
Touchdowns Scored	43	28
Touchdowns Rushing	11	12
Touchdowns Passing	27	14
Touchdowns Returns	5	2
Extra Points	41	28
Field Goals	18	17
Safeties	0	1

SCORING

	TDs	Ru	Pa	Int	Fu	KO	Pu	PAT	FG	S	Pts
Gossett, Bruce	0	0	0	0	0	0	0	42/41	29/18	0	95
Washington, Gene	12	0	12	0	0	0	0	0/0	0/0	0	72
Kwalick, Ted	9	0	9	0	0	0	0	0/0	0/0	0	54
Washington, Vic	5	3	1	0	0	1	0	0/0	0/0	0	30
Willard, Ken	5	4	1	0	0	0	0	0/0	0/0	0	30
Schreiber, Larry	3	2	1	0	0	0	0	0/0	0/0	0	18
Vanderbundt, Skip	3	0	0	2	1	0	0	0/0	0/0	0	18
Brodie, John	1	1	0	0	0	0	0	0/0	0/0	0	6
Isenbarger, John	1	0	1	0	0	0	0	0/0	0/0	0	6
Riley, Preston	1	0	1	0	0	0	0	0/0	0/0	0	6

Rookie Names in *Italic*

(continued)

SCORING

	TDs	Ru	Pa	Int	Fu	KO	Pu	PAT	FG	S	Pts
Simpson, Mike	1	0	0	1	0	0	0	0/0	0/0	0	6
Thomas, Jimmy	1	1	0	0	0	0	0	0/0	0/0	0	6
Witcher, Dick	1	0	1	0	0	0	0	0/0	0/0	0	6
49ERS	43	11	27	3	1	1	0	42/41	29/18	0	353
OPPONENTS	28	12	14	1	1	0	0	28/28	29/17	1	249

RUSHING

	Att	Yds	Avg	LG	TD
Washington, Vic	141	468	3.3	33	3
Schreiber, Larry	118	420	3.6	20	2
Willard, Ken	100	345	3.5	23	4
Thomas, Jimmy	52	250	4.8	22	1
Spurrier, Steve	11	51	4.6	15	0
Cunningham, Doug	8	32	4.0	12	0
Reed, Joe	4	22	5.5	22	0
Kwalick, Ted	5	11	2.2	10	0
Isenbarger, John	3	9	3.0	7	0
Brodie, John	3	8	2.7	4	1
49ERS	445	1616	3.6	33	11
OPPONENTS	446	1847	4.1	68	12

RECEIVING

	No	Yds	Avg	LG	TD
Washington, Gene	46	918	20.0	62t	12
Washington, Vic	43	393	9.1	33	1
Kwalick, Ted	40	751	18.8	81t	9
Schreiber, Larry	31	283	9.1	64t	1
Willard, Ken	24	131	5.5	15	1
Thomas, Jimmy	15	148	9.9	29	0
Riley, Preston	11	156	14.2	28t	1
Isenbarger, John	3	66	22.0	33	1
Witcher, Dick	3	22	7.3	17	1
Beasley, Terry	1	20	20.0	20	0
49ERS	217	2888	13.3	81t	27
OPPONENTS	169	2582	15.3	85t	14

INTERCEPTIONS

	No	Yds	Avg	LG	TD
Johnson, Jimmy	4	18	4.5	15	0
Wilcox, Dave	3	12	4.0	9	0
Vanderbundt, Skip	2	58	29.0	37t	2
Simpson, Mike	2	32	16.0	32t	1
Taylor, Bruce	2	4	2.0	2	0
Nunley, Frank	1	12	12.0	12	0
Beard, Ed	1	10	10.0	10	0
Fuller, Johnny	1	0	0.0	0	0
Hall, Windlan	1	0	0.0	0	0
Hart, Tommy	1	0	0.0	0	0
Phillips, Mel	1	0	0.0	0	0
49ERS	19	146	7.7	37t	3
OPPONENTS	24	240	10.0	35t	1

KICKOFF RETURNS

	No	Yds	Avg	LG	TD
Washington, Vic	27	771	28.6	98t	1
McGill, Ralph	10	192	19.2	30	0
Schreiber, Larry	2	41	20.5	25	0
Hoskins, Bob	2	17	8.5	17	0
Beard, Ed	2	-1	-0.5	1	0
Nunley, Frank	1	21	21.0	21	0
49ERS	44	1041	23.7	98t	1
OPPONENTS	66	1530	23.2	75	0

PUNT RETURNS

	No	FC	Yds	Avg	LG	TD
McGill, Ralph	22	0	219	10.0	33	0
Taylor, Bruce	21	8	145	6.9	41	0
Fuller, Johnny	1	1	9	9.0	9	0
49ERS	44	9	373	8.5	41	0
OPPONENTS	20	29	70	3.5	34	0

PUNTING

	No	Yds	Avg	LG	Blk
McCann, Jim	64	2542	39.7	63	1
49ERS	64	2542	39.7	63	1
OPPONENTS	72	3123	43.4	65	0

PASSING

	Att	Comp	Pct	Yds	LG	TD	Int	QB
Spurrier, Steve	269	147	54.7	1983	81t	18	16	75.9
Brodie, John	110	70	63.6	905	53	9	8	86.4
Isenbarger, John	1	0	0.0	0	0	0	0	39.6
49ERS	380	217	57.1	2888	81t	27	24	78.7
OPPONENTS	366	169	46.2	2582	85t	14	19	61.1

1973 (5-9)

Dick Nolan, Coach

L	13	at Miami (68,275)/S-16	21
W	36	at Denver (50,966)/S-23	34
L	20	Los Angeles Rams (57,487)/S-30	40
W	13	at Atlanta (58,850)/O-7	9
L	13	Minnesota (56,438)/O-14	17
W	40	New Orleans (52,881)/O-21	0
L	3	Atlanta (56,825)/O-28	17
L	20	at Detroit (49,531)/N-4	30
L	9	at Washington (54,381)/N-11	33
L	13	at Los Angeles Rams (78,358)/N-18	31
W	20	Green Bay (49,244)-MN/N-26	6
W	38	Philadelphia (51,155)/D-2	28
L	10	at New Orleans (62,490)/D-9	16
L	14	Pittsburgh (52,752)/D-15	37
262			319

TEAM STATISTICS

	49ers	Opp
TOTAL FIRST DOWNS	251	242
By Rushing	97	112
By Passing	127	115
By Penalties	27	15
TOTAL NET YARDS	4224	4329
Net Yards Rushing	1743	1963
Net Yards Passing	2481	2366
TOTAL PLAYS FROM SCRIMMAGE	915	928
Rushes	422	513
Average Gain Per Rush	4.1	3.8
FORWARD PASSES ATTEMPTED	466	383
Number Completed	233	194
Per Cent Completed	50.0	50.7
Quarterback Sacks	27	32
Yards Lost	164	225
Passes Had Intercepted	25	17
Avg. Net Passing per Game	177.2	169.0
PUNTS	79	72
Total Yardage of Punts	3455	2977
Average Length	43.7	41.4
KICKOFF RETURNS	63	52
Total Yards Returned	1301	1151
Average Length of Return	20.7	22.1
PENALTIES	93	77
Yards Penalized	903	754
FUMBLES	32	23
Own Fumbles Recovered	18	8
Opponents' Fumbles Recovered	15	14
FIELD GOALS	26	31
Field Goals Attempted	33	45
TOTAL POINTS SCORED	262	319
Touchdowns Scored	26	32
Touchdowns Rushing	15	11
Touchdowns Passing	9	19
Touchdowns Returns	2	2
Extra Points	26	32
Field Goals	26	31
Safeties	1	1

SCORING

	TDs	Ru	Pa	Int	Fu	KO	Pu	PAT	FG	S	Pts
Gossett, Bruce	0	0	0	0	0	0	0	26/26	33/26	0	104
Washington, Vic	8	8	0	0	0	0	0	0/0	0/0	0	48
Kwalick, Ted	5	0	5	0	0	0	0	0/0	0/0	0	30
Hall, Windlan	2	0	0	0	1	0	1*	0/0	0/0	0	12
Spurrier, Steve	2	2	0	0	0	0	0	0/0	0/0	0	12
Washington, Gene	2	0	2	0	0	0	0	0/0	0/0	0	12
Willard, Ken	2	1	1	0	0	0	0	0/0	0/0	0	12
Abramowicz, Dan	1	0	1	0	0	0	0	0/0	0/0	0	6
Atkins, David	1	1	0	0	0	0	0	0/0	0/0	0	6
Brodie, John	1	1	0	0	0	0	0	0/0	0/0	0	6
Cunningham, Doug	1	1	0	0	0	0	0	0/0	0/0	0	6
Thomas, Jimmy	1	1	0	0	0	0	0	0/0	0/0	0	6
Hardman, Cedrick	0	0	0	0	0	0	0	0/0	0/0	1	2
49ERS	26	15	9	0	1	0	0	26/26	33/26	1	262
OPPONENTS	32	11	19	1	0	1	0	32/32	45/31	1	319

*rcvrd blkd punt

	Att	Yds	Avg	LG	TD
Washington, Vic	151	534	3.5	25	8
Willard, Ken	83	366	4.4	33	1
Thomas, Jimmy	56	259	4.6	16	1
Cunningham, Doug	44	165	3.8	12	1
Schreiber, Larry	42	163	3.9	13	0
Reed, Joe	15	85	7.0	20	0
Wittum, Tom	1	63	63.0	63	0
Kwalick, Ted	5	37	7.4	20	0
Spurrier, Steve	9	32	3.6	12	2
Atkins, Dave	4	19	4.8	8	1
Brodie, John	5	16	3.2	14	1
Jackson, Randy	6	10	1.7	5	0
Isenbarger, John	1	-6	-6.0	-6	0
49ERS	422	1743	4.1	63	15
OPPONENTS	513	1963	3.8	37	11

	No	Yds	Avg	LG	TD
Kwalick, Ted	47	729	15.5	48	5
Washington, Gene	37	606	16.4	58	2
Abramowicz, Dan	35	442	12.6	54	1
Washington, Vic	33	238	7.2	20	0
Willard, Ken	22	160	7.3	26	1
Thomas, Jimmy	19	157	8.3	66	0
Cunningham, Doug	15	118	7.9	23	0
Schreiber, Larry	12	98	8.2	31	0
Isenbarger, John	10	67	6.7	18	0
Jackson, Randy	1	20	20.0	20	0
Witcher, Dick	1	13	13.0	13	0
Atkins, Dave	1	-3	-3.0	-3	0
49ERS	233	2645	11.4	66	9
OPPONENTS	194	2591	13.4	57t	19

	No	Yds	Avg	LG	TD
Taylor, Bruce	6	30	5.0	22	0
Johnson, Jimmy	4	46	11.5	30	0
Wilcox, Dave	2	14	7.0	10	0
Nunley, Frank	1	13	13.0	13	0
Phillips, Mel	1	13	13.0	13	0
Sniadecki, Jim	1	11	11.0	11	0
Vanderbundt, Skip	1	7	7.0	7	0
Hall, Windlan	1	0	0.0	0	0
49ERS	17	134	7.9	30	0
OPPONENTS	25	379	15.2	71t	1

	No	Yds	Avg	LG	TD
Washington, Vic	24	549	22.9	38	0
McGill, Ralph	17	374	22.0	43	0
Cunningham, Doug	8	173	21.6	35	0
Thomas, Jimmy	5	81	16.2	23	0
Atkins, Dave	3	93	31.0	54	0
Olerich, Dave	2	17	8.5	12	0
Hall, Windlan	1	14	14.0	14	0
Simpson, Mike	1	0	0.0	0	0
Sniadecki, Jim	1	0	0.0	0	0
Willard, Ken	1	0	0.0	0	0
49ERS	63	1301	20.7	54	0
OPPONENTS	52	1151	22.1	93t	1

	No	FC	Yds	Avg	LG	TD
Taylor, Bruce	15	6	207	13.8	61	0
McGill, Ralph	22	1	186	8.5	54	0
Simpson, Mike	0	4	0	0.0	0	0
49ERS	37	11	393	10.6	61	0
OPPONENTS	46	7	367	8.0	43	0

	No	Yds	Avg	LG	Bik
Wittum, Tom	79	3455	43.7	62	0
49ERS	79	3455	43.7	62	0
OPPONENTS	72	2977	41.4	66	1

	Att	Comp	Pct	Yds	LG	TD	Int	QB
Spurrier, Steve	157	83	52.9	882	58	4	7	59.5
Brodie, John	194	98	50.5	1126	66	3	12	47.7
Reed, Joe	114	51	44.7	589	38	2	6	43.0
Isenbarger, John	1	1	100.0	48	48	0	0	118.8
49ERS	466	233	50.0	2645	66	9	25	51.5
OPPONENTS	383	194	50.7	2591	57t	19	17	70.5

1974 (6-8)

Dick Nolan, Coach

W	17	at New Orleans (65,071)/S-15	13
W	16	at Atlanta (47,686)/S-22	10
L	3	Cincinnati (49,895)/S-29	21
L	9	St. Louis (47,675)/O-6	34
L	13	at Detroit (45,199)-MN/O-14	17
L	14	at Los Angeles Rams (74,070)/O-20	37
L	24	Oakland Raiders (58,524)/O-27	35
L	13	Los Angeles Rams (57,526)-MN/N-4	15
L	14	at Dallas (50,018)/N-10	20
W	34	at Chicago (42,731)/N-17	0
W	27	Atlanta (45,435)/N-24	0
L	0	at Cleveland (24,559)/D-1	7
W	7	Green Bay (45,475)/D-8	6
W	35	New Orleans (40,418)/D-15	21
226			236

TEAM STATISTICS

	49ers	Opp
TOTAL FIRST DOWNS	227	232
By Rushing	101	113
By Passing	104	101
By Penalties	22	18
TOTAL NET YARDS	3988	3964
Net Yards Rushing	1981	2033
Net Yards Passing	2007	1931
TOTAL PLAYS FROM SCRIMMAGE	873	870
Rushes	477	503
Average Gain Per Rush	4.2	4.0
FORWARD PASSES ATTEMPTED	361	339
Number Completed	170	178
Per Cent Completed	47.1	52.5
Quarterback Sacks	34	28
Yards Lost	267	247
Passes Had Intercepted	28	20
Avg. Net Passing per Game	143.4	137.9
PUNTS	70	74
Total Yardage of Punts	2856	2922
Average Length	40.8	39.5
KICKOFF RETURNS	51	51
Total Yards Returned	1144	1099
Average Length of Return	22.4	21.6
PENALTIES	63	85
Yards Penalized	606	830
FUMBLES	31	38
Own Fumbles Recovered	17	18
Opponents' Fumbles Recovered	20	14
FIELD GOALS	11	12
Field Goals Attempted	24	19
TOTAL POINTS SCORED	226	236
Touchdowns Scored	28	29
Touchdowns Rushing	10	13
Touchdowns Passing	15	14
Touchdowns Returns	3	2
Extra Points	25	26
Field Goals	11	12
Safeties	0	0

SCORING

	TDs	Ru	Pa	Int	Fu	KO	Pu	PAT	FG	S	Pts
Gossett, Bruce	0	0	0	0	0	0	0	27/25	24/11	0	58
Washington, Gene	6	0	6	0	0	0	0	0/0	0/0	0	36
Schreiber, Larry	4	3	1	0	0	0	0	0/0	0/0	0	24
Beasley, Terry	3	0	3	0	0	0	0	0/0	0/0	0	18
Williams, Delvin	3	3	0	0	0	0	0	0/0	0/0	0	18
Jackson, Wilbur	2	0	2	0	0	0	0	0/0	0/0	0	12
Johnson, Sammy	2	2	0	0	0	0	0	0/0	0/0	0	12
Kwalick, Ted	2	0	2	0	0	0	0	0/0	0/0	0	12
Moore, Manfred	2	1	0	0	0	0	1	0/0	0/0	0	12
Abramowicz, Dan	1	0	1	0	0	0	0	0/0	0/0	0	6
Belk, Bill	1	0	0	0	1	0	0	0/0	0/0	0	6
Owen, Tom	1	1	0	0	0	0	0	0/0	0/0	0	6
Wilcox, Dave	1	0	0	1	0	0	0	0/0	0/0	0	6
49ERS	28	10	15	1	1	0	1	27/25	24/11	0	226
OPPONENTS	29	13	14	1	1	0	0	29/26	19/12	0	236

	Att	Yds	Avg	LG	TD
Jackson, Wilbur	174	705	4.1	64	0
Schreiber, Larry	174	634	3.6	21	3
Johnson, Sammy	44	237	5.4	32	2
Williams, Delvin	36	201	5.6	71t	3
Reed, Joe	16	107	6.7	27	0
Owen, Tom	16	36	2.3	7	1
Snead, Norm	1	25	25.0	25	0
Moore, Manfred	10	24	2.4	8	1
Wittum, Tom	1	13	13.0	13	0
Washington, Gene	2	4	2.0	7	0
Morrison, Dennis	1	0	0.0	0	0
Mitchell, Tom	1	-2	-2.0	-2	0
Beasley, Terry	1	-3	-3.0	-3	0
49ERS	477	1981	4.2	71t	10
OPPONENTS	503	2033	4.0	33	13

	No	Yds	Avg	LG	TD
Schreiber, Larry	30	217	7.2	16	1
Washington, Gene	29	615	21.2	58t	6
Abramowicz, Dan	25	369	14.8	30	1
Jackson, Wilbur	23	190	8.3	31	2
Mitchell, Tom	19	262	13.8	25	0
Beasley, Terry	17	253	14.9	68t	3
Kwalick, Ted	13	231	17.8	36	2
Johnson, Sammy	11	106	9.6	23	0
Moore, Manfred	2	29	14.5	26	0
Williams, Delvin	1	9	9.0	9	0
49ERS	170	2281	13.4	68t	15
OPPONENTS	178	2178	12.2	64t	14

	No	Yds	Avg	LG	TD
McGill, Ralph	5	71	14.2	45	0
Nunley, Frank	4	30	7.5	20	0
Johnson, Jimmy	3	50	16.7	37	0
Holmes, Mike	3	26	8.7	14	0
Vanderbundt, Skip	2	22	11.0	18	0
Phillips, Mel	1	27	27.0	27	0
Wilcox, Dave	1	21	21.0	21t	1
Taylor, Bruce	1	0	0.0	0	0
49ERS	20	247	12.4	45	1
OPPONENTS	28	409	14.6	55	1

	No	Yds	Avg	LG	TD
Holmes, Mike	25	612	24.5	57	0
Moore, Manfred	18	398	22.1	51	0
Jackson, Wilbur	5	103	20.6	30	0
Johnson, Sammy	2	31	15.5	17	0
West, Robert	1	0	0.0	0	0
49ERS	51	1144	22.4	57	0
OPPONENTS	51	1099	21.6	59	0

	No	FC	Yds	Avg	LG	TD
McGill, Ralph	20	3	166	8.3	47	0
Moore, Manfred	5	0	149	29.8	88t	1
Holmes, Mike	9	0	45	5.0	22	0
Taylor, Bruce	10	2	38	3.8	21	0
49ERS	44	5	398	9.1	88t	1
OPPONENTS	46	2	491	10.7	45	0

	No	Yds	Avg	LG	Bik
Wittum, Tom	68	2800	41.2	67	1
Gossett, Bruce	2	56	28.0	31	0
49ERS	70	2856	40.8	67	1
OPPONENTS	74	2922	39.5	61	0

	Att	Comp	Pct	Yds	LG	TD	Int	QB
Owen, Tom	184	88	47.8	1327	68t	10	15	56.1
Morrison, Dennis	51	21	41.2	227	26	1	5	21.9
Reed, Joe	74	29	39.2	316	58t	2	7	22.1
Snead, Norm	48	30	62.5	368	39t	2	1	91.3
Abramowicz, Dan	1	1	100.0	41	41	0	0	118.8
Spurrier, Steve	3	1	33.3	2	2	0	0	42.4
49ERS	361	170	47.1	2281	68t	15	28	49.2
OPPONENTS	339	178	52.5	2178	64t	14	20	61.8

1975 (5-9)

Dick Nolan, Coach

L	17	at Minnesota (48,418)/S-21	27
L	14	Los Angeles Rams (55,072)/S-28	23
W	20	at Kansas City (54,490)/O-5	3
L	3	Atlanta (43,719)/O-12	17
W	35	New Orleans (39,654)/O-19	21
L	16	at New England (60,358)/O-26	24
L	17	Detroit (42,683)/N-2	28
W	24	at Los Angeles Rams (78,995)/N-9	23
W	31	Chicago (41,319)/N-16	3
W	16	at New Orleans (40,328)/N-23	6
L	17	at Philadelphia (56,694)/N-30	27
L	13	Houston (43,767)/D-7	27
L	9	at Atlanta (38,501)/D-14	31
L	23	New York Giants (33,939)/D-21	26
255			286

TEAM STATISTICS

	49ers	Opp
TOTAL FIRST DOWNS	240	253
By Rushing	86	102
By Passing	133	130
By Penalties	21	21
TOTAL NET YARDS	4158	4026
Net Yards Rushing	1598	1829
Net Yards Passing	2560	2197
TOTAL PLAYS FROM SCRIMMAGE	905	969
Rushes	422	518
Average Gain Per Rush	3.8	3.5
FORWARD PASSES ATTEMPTED	450	411
Number Completed	234	228
Per Cent Completed	52.0	55.5
Quarterback Sacks	33	40
Yards Lost	246	324
Passes Had Intercepted	19	11
Avg. Net Passing per Game	114.1	156.9
PUNTS	67	84
Total Yardage of Punts	2804	3536
Average Length	41.9	42.1
KICKOFF RETURNS	60	48
Total Yards Returned	1372	1061
Average Length of Return	22.9	22.1
PENALTIES	89	86
Yards Penalized	693	702
FUMBLES	44	34
Own Fumbles Recovered	19	18
Opponents' Fumbles Recovered	16	25
FIELD GOALS	14	17
Field Goals Attempted	28	22
TOTAL POINTS SCORED	255	286
Touchdowns Scored	31	34
Touchdowns Rushing	12	14
Touchdowns Passing	15	15
Touchdowns Returns	4	5
Extra Points	27	31
Field Goals	14	17
Safeties	0	0

SCORING

	TDs	Ru	Pa	Int	Fu	KO	Pu	PAT	FG	S	Pts
<i>Mike-Mayer, Steve</i>	0	0	0	0	0	0	0	31/27	28/14	0	69
Washington, Gene	9	0	9	0	0	0	0	0/0	0/0	0	54
Schreiber, Larry	6	5	1	0	0	0	0	0/0	0/0	0	36
Williams, Delvin	4	3	1	0	0	0	0	0/0	0/0	0	24
Johnson, Sammy	3	3	0	0	0	0	0	0/0	0/0	0	18
Mitchell, Tom	3	0	3	0	0	0	0	0/0	0/0	0	18
Allen, Nate	1	0	0	1	0	0	0	0/0	0/0	0	6
Hart, Tommy	1	0	0	0	1	0	0	0/0	0/0	0	6
Holmes, Mike	1	0	1	0	0	0	0	0/0	0/0	0	6
McGill, Ralph	1	0	0	0	1	0	0	0/0	0/0	0	6
Snead, Norm	1	1	0	0	0	0	0	0/0	0/0	0	6
Washington, Dave*	1	0	0	0	0	0	1	0/0	0/0	0	6
49ERS	31	12	15	1	2	0	1	31/27	28/14	0	255
OPPONENTS	34	14	15	0	4	0	1	34/31	22/17	0	286

*ret. blkd punt

	Att	Yds	Avg	LG	TD
Williams, Delvin	117	631	5.4	52	3
Schreiber, Larry	134	337	2.5	15	5
Jackson, Wilbur	78	303	3.9	44	0
Johnson, Sammy	55	185	3.4	26t	3
Spurrier, Steve	15	91	6.7	14	0
Snead, Norm	9	30	3.3	10	1
<i>Johnson, Kermit</i>	4	25	6.3	19	0
Moore, Manfred	3	10	3.3	4	0
Beasley, Terry	1	5	5.0	5	0
Owen, Tom	1	1	1.0	1	0
Hayes, Bob	2	-2	-1.0	-1	0
Holmes, Mike	1	-4	-4.0	-4	0
Washington, Gene	1	-4	-4.0	-4	0
Wittum, Tom	1	-10	-10.0	-10	0
49ERS	422	1598	3.8	52	12
OPPONENTS	518	1829	3.5	26t	14

	No	Yds	Avg	LG	TD
Washington, Gene	44	735	16.7	68t	9
Schreiber, Larry	40	289	7.2	20	1
Williams, Delvin	34	370	10.9	30	1
Mitchell, Tom	25	366	14.6	60t	3
Johnson, Sammy	23	177	7.7	20	0
Beasley, Terry	20	297	14.9	28	0
Jackson, Wilbur	17	128	7.5	20	0
Holmes, Mike	16	220	13.8	25	1
Hayes, Bob	6	119	19.8	36	0
<i>Larson, Bill</i>	5	64	12.8	24	0
Wittum, Tom	2	29	14.5	18	0
Moore, Manfred	1	11	11.0	11	0
Fahnhorst, Keith	1	1	1.0	1	0
49ERS	234	2806	12.0	68t	15
OPPONENTS	228	2521	11.1	65t	15

	No	Yds	Avg	LG	TD
Taylor, Bruce	3	29	9.7	15	0
Vanderbundt, Skip	2	36	18.0	21	0
Johnson, Jimmy	2	0	0.0	0	0
Allen, Nate	1	37	37.0	37t	1
McGill, Ralph	1	27	27.0	27	0
Nunley, Frank	1	6	6.0	6	0
Phillips, Mel	1	3	3.0	3	0
49ERS	11	138	12.6	37t	1
OPPONENTS	19	212	11.2	74	0

	No	Yds	Avg	LG	TD
Moore, Manfred	26	650	25.0	52	0
Johnson, Sammy	17	400	23.5	41	0
<i>Johnson, Kermit</i>	6	135	22.5	27	0
<i>Baker, Wayne</i>	4	45	11.3	15	0
Holmes, Mike	2	59	29.5	44	0
<i>Hart, Jeff</i>	2	28	14.0	14	0
Williams, Delvin	1	24	24.0	24	0
Hall, Windlan	1	18	18.0	18	0
Fahnhorst, Keith	1	13	13.0	13	0
49ERS	60	1372	22.9	52	0
OPPONENTS	48	1061	22.1	50	0

	No	FC	Yds	Avg	LG	TD
Taylor, Bruce	16	1	166	10.4	66	0
Moore, Manfred	16	0	160	10.0	17	0
McGill, Ralph	31	0	290	9.4	34	0
49ERS	63	1	616	9.8	66	0
OPPONENTS	43	1	490	11.4	76	0

	No	Yds	Avg	LG	Blk
Wittum, Tom	67	2804	41.9	64	3
49ERS	67	2804	41.9	64	3
OPPONENTS	84	3536	42.1	56	3

	Att	Comp	Pct	Yds	LG	TD	Int	QB
Snead, Norm	189	108	57.1	1337	60t	9	10	73.0
Spurrier, Steve	207	102	49.3	1151	68t	5	7	60.3
Owens, Tom	51	24	47.1	318	24	1	2	57.5
Johnson, Sammy	2	0	0.0	0	0	0	0	39.6
Washington, Gene	1	0	0.0	0	0	0	0	39.6
49ERS	450	234	52.0	2806	68t	15	19	64.9
OPPONENTS	411	228	55.5	2521	63t	15	11	74.9

1976 (8-6)

Monte Clark, Coach

W	26	at Green Bay (54,628)/S-12	14
L	12	Chicago (44,158)/S-19	19
W	37	at Seattle (59,108)/S-26	21
W	17	New York Jets (42,961)/O-3	6
W	16	at Los Angeles Rams (84,483)-MN/O-11	0
W	33	New Orleans (43,160)/O-17	3
W	15	Atlanta (50,240)-SN/O-23	0
L	20	at St. Louis (50,365)/O-31	(OT) 23
L	21	Washington (56,134)/N-7	24
L	16	at Atlanta (20,058)/N-14	21
L	3	Los Angeles Rams (57,909)/N-21	23
W	20	Minnesota (56,775)-MN/N-29	16
L	7	at San Diego (33,539)/D-5	(OT) 13
W	27	at New Orleans (42,536)/D-12	7
270			190

TEAM STATISTICS

	49ers	Opp
TOTAL FIRST DOWNS	242	218
By Rushing	131	94
By Passing	91	102
By Penalties	20	22
TOTAL NET YARDS	4085	3562
Net Yards Rushing	2447	1786
Net Yards Passing	1638	1776
TOTAL PLAYS FROM SCRIMMAGE	916	922
Rushes	576	487
Average Gain Per Rush	4.3	3.7
FORWARD PASSES ATTEMPTED	306	374
Number Completed	155	180
Per Cent Completed	50.7	48.1
Quarterback Sacks	34	61
Yards Lost	325	573
Passes Had Intercepted	21	9
Avg. Net Passing per Game	117.0	126.9
PUNTS	91	108
Total Yardage of Punts	3634	4327
Average Length	39.9	40.1
KICKOFF RETURNS	38	46
Total Yards Returned	777	924
Average Length of Return	20.5	20.1
PENALTIES	102	94
Yards Penalized	848	906
FUMBLES	30	37
Own Fumbles Recovered	18	21
Opponents' Fumbles Recovered	16	12
FIELD GOALS	16	6
Field Goals Attempted	28	21
TOTAL POINTS SCORED	270	190
Touchdowns Scored	32	25
Touchdowns Rushing	14	10
Touchdowns Passing	15	13
Touchdowns Returns	3	2
Extra Points	26	20
Field Goals	16	6
Safeties	2	1

SCORING

	TDs	Ru	Pa	Int	Fu	KO	Pu	PAT	FG	S	Pts
Mike-Mayer, Steve	0	0	0	0	0	0	0	30/26	28/16	0	74
Williams, Delvin	9	7	2	0	0	0	0	0/0	0/0	0	54
Washington, Gene	6	0	6	0	0	0	0	0/0	0/0	0	36
McGee, Willie	4	0	4	0	0	0	0	0/0	0/0	0	24
<i>Bull, Scott</i>	2	2	0	0	0	0	0	0/0	0/0	0	12
Jackson, Wilbur	2	1	1	0	0	0	0	0/0	0/0	0	12
Johnson, Sammy	2	2	0	0	0	0	0	0/0	0/0	0	12
Elam, Cleveland	1	0	0	0	1	0	0	0/0	0/0	0	6
<i>Ferrell, Bob</i>	1	1	0	0	0	0	0	0/0	0/0	0	6
<i>Hofer, Paul</i>	1	0	1	0	0	0	0	0/0	0/0	0	6
Johnson, Kermit	1	1	0	0	0	0	0	0/0	0/0	0	6
<i>Leonard, Anthony</i>	1	0	0	0	0	0	1	0/0	0/0	0	6
McGill, Ralph	1	0	0	0	0	0	1	0/0	0/0	0	6
Mitchell, Tom	1	0	1	0	0	0	0	0/0	0/0	0	6
Hart, Tommy	0	0	0	0	0	0	0	0/0	0/0	1	2
Team	0	0	0	0	0	0	0	0/0	0/0	1	2
49ERS	32	14	15	0	1	0	2	30/26	28/16	2	270
OPPONENTS	25	10	13	2	0	0	0	24/20	21/6	1	190

Rookie Names in Italic

	Att	Yds	Avg	LG	TD
Williams, Delvin	248	1203	4.9	80t	7
Jackson, Wilbur	200	792	4.0	24	1
Johnson, Kermit	32	99	3.1	16	1
Plunkett, Jim	19	95	5.0	12	0
<i>Hofer, Paul</i>	18	74	4.1	17	0
Bull, Scott	15	66	4.4	18	2
Johnson, Sammy	24	52	2.2	12	2
<i>Ferrell, Bob</i>	9	28	3.1	11	1
Domres, Marty	4	18	4.5	8	0
Lash, Jim	3	5	1.7	8	0
McGee, Willie	3	12	4.0	19	0
Washington, Gene	1	3	3.0	3	0
49ERS	576	2447	4.3	80t	14
OPPONENTS	487	1786	3.7	29	10

	No	Yds	Avg	LG	TD
Washington, Gene	33	457	13.9	55t	6
Jackson, Wilbur	33	324	9.8	32	1
Williams, Delvin	27	283	10.5	85t	2
Mitchell, Tom	20	240	12.0	27	1
McGee, Willie	13	269	20.7	52t	4
Lash, Jim	13	190	14.6	43	0
Johnson, Sammy	5	52	10.4	24	0
<i>Hofer, Paul</i>	4	45	11.3	13t	1
<i>Harrison, Ken</i>	3	65	21.7	41	0
Johnson, Kermit	1	11	11.0	11	0
Obrodovich, Jim	1	11	11.0	11	0
<i>Ferrell, Bob</i>	1	9	9.0	9	0
<i>Rivera, Steve</i>	1	7	7.0	7	0
49ERS	155	1963	12.7	85t	15
OPPONENTS	180	2349	13.1	77t	13

	No	Yds	Avg	LG	TD
<i>Rhodes, Bruce</i>	3	42	14.0	30	0
Phillips, Mel	2	14	7.0	14	0
Vanderbundt, Skip	2	8	4.0	8	0
Johnson, Jimmy	1	17	17.0	17	0
Nunley, Frank	1	12	12.0	12	0
49ERS	9	93	10.3	30	0
OPPONENTS	21	253	12.1	43	2

	No	Yds	Avg	LG	TD
<i>Leonard, Anthony</i>	26	553	21.3	39	0
<i>Hofer, Paul</i>	5	91	18.2	23	0
Johnson, Kermit	4	114	28.5	40	0
Mitchell, Tom	2	7	3.5	7	0
<i>Ferrell, Bob</i>	1	12	12.0	12	0
49ERS	38	777	20.5	40	0
OPPONENTS	46	924	20.1	38	0

	No	FC	Yds	Avg	LG	TD
<i>Rhodes, Bruce</i>	16	2	142	8.9	22	0
<i>Leonard, Anthony</i>	35	5	293	8.4	60t	1
McGill, Ralph	10	1	103	10.3	50	1
Taylor, Bruce	3	1	16	5.3	11	0
<i>Rivera, Steve</i>	1	0	3	3.0	3	0
49ERS	65	9	557	8.6	60t	2
OPPONENTS	52	2	351	6.8	25	0

	No	Yds	Avg	LG	Bik
Wittum, Tom	91	3634	39.9	68	2
49ERS	91	3634	39.9	68	2
OPPONENTS	108	4327	40.1	72	1

	Att	Comp	Pct	Yds	LG	TD	Int	QB
Plunkett, Jim	243	126	51.9	1592	85t	13	16	63.0
Domres, Marty	14	7	50.0	101	41	0	1	44.0
<i>Bull, Scott</i>	48	21	43.8	252	30	2	4	36.6
Williams, Delvin	1	1	100.0	18	18	0	0	118.8
49ERS	306	155	50.7	1963	85t	15	21	58.8
OPPONENTS	374	180	48.1	2249	77t	13	9	68.8

1977 (5-9)

Ken Meyer, Coach

L	0	at Pittsburgh (48,046)-MN/S-19	27
L	15	Miami (40,503)/S-25	19
L	14	at Los Angeles Rams (55,466)/O-2	34
L	0	Atlanta (38,009)/O-9	7
L	17	at New York Giants (70,366)/O-16	20
W	28	Detroit (39,392)/O-23	7
W	20	Tampa Bay (34,750)/O-30	10
W	10	at Atlanta (46,577)/N-6	3
W	10	at New Orleans (41,564)/N-13	(OT) 7
L	10	Los Angeles Rams (56,779)/N-20	23
W	20	New Orleans (33,702)/N-27	17
L	27	at Minnesota (40,745)/D-4	28
L	35	Dallas (55,848)-MN/D-12	42
L	14	at G.B. in Milwaukee (44,902)/D-18	16
220			260

TEAM STATISTICS

	49ers	Opp
TOTAL FIRST DOWNS	219	221
By Rushing	126	107
By Passing	81	94
By Penalties	12	20
TOTAL NET YARDS	3594	3457
Net Yards Rushing	2086	1869
Net Yards Passing	1508	1588
TOTAL PLAYS FROM SCRIMMAGE	877	863
Rushes	564	551
Average Gain Per Rush	3.7	3.4
FORWARD PASSES ATTEMPTED	277	270
Number Completed	136	139
Per Cent Completed	49.1	51.5
Quarterback Sacks	36	42
Yards Lost	289	360
Passes Had Intercepted	17	8
Avg. Net Passing per Game	107.7	113.4
PUNTS	80	86
Total Yardage of Punts	2801	3228
Average Length	35.0	37.5
KICKOFF RETURNS	49	48
Total Yards Returned	1174	1025
Average Length of Return	24.0	21.4
PENALTIES	99	96
Yards Penalized	830	820
FUMBLES	27	21
Own Fumbles Recovered	19	11
Opponents' Fumbles Recovered	10	8
FIELD GOALS	11	13
Field Goals Attempted	19	22
TOTAL POINTS SCORED	220	260
Touchdowns Scored	27	32
Touchdowns Rushing	16	16
Touchdowns Passing	9	14
Touchdowns Returns	2	2
Extra Points	25	29
Field Goals	11	13
Safeties	0	0

SCORING

	TDs	Ru	Pa	Int	Fu	KO	Pu	PAT	FG	S	Pts
Williams, Delvin	9	7	2	0	0	0	0	0/0	0/0	0	54
Wersching, Ray	0	0	0	0	0	0	0	23/23	17/10	0	53
Jackson, Wilbur	7	7	0	0	0	0	0	0/0	0/0	0	42
Washington, Gene	5	0	5	0	0	0	0	0/0	0/0	0	30
Baldassin, Mike	1	0	0	0	0	0	1*	0/0	0/0	0	6
Ferrell, Bob	1	1	0	0	0	0	0	0/0	0/0	0	6
Harrison, Kenny	1	0	1	0	0	0	0	0/0	0/0	0	6
Plunkett, Jim	1	1	0	0	0	0	0	0/0	0/0	0	6
Seal, Paul	1	0	1	0	0	0	0	0/0	0/0	0	6
Williams, Dave	1	0	0	0	0	1	0	0/0	0/0	0	6
Wittum, Tom	0	0	0	0	0	0	0	4/2	2/1	0	5
49ERS	27	16	9	0	0	1	1	27/25	19/11	0	220
OPPONENTS	32	16	14	1	0	1	0	32/29	22/13	0	260

*rcvrd blkd punt

	Att	Yds	Avg	LG	TD
Williams, Delvin	268	931	3.5	40	7
Jackson, Wilbur	179	780	4.4	80	7
Ferrell, Bob	41	160	3.9	12	1
Hofer, Paul	34	106	3.1	10	0
Plunkett, Jim	28	71	2.5	9	1
Bull, Scott	5	20	4.0	8	0
Harrison, Kenny	6	15	2.5	15	0
Williams, Dave	2	6	3.0	6	0
McGee, Willie	1	-3	-3.0	-3	0
49ERS	564	2086	3.7	80	16
OPPONENTS	551	1869	3.4	42t	16

	No	Yds	Avg	LG	TD
Washington, Gene	32	638	19.9	47t	5
Jackson, Wilbur	22	169	7.7	24	0
Williams, Dave	20	179	9.0	17	2
Mitchell, Tom	19	226	11.9	31	0
Harrison, Ken	15	217	14.5	46	1
Seal, Paul	13	230	17.7	47t	1
Hofer, Paul	5	46	9.2	16	0
Lash, Jim	3	22	7.3	16	0
McGee, Willie	2	27	13.5	14	0
Obrovich, Jim	2	16	8.0	11	0
Ferrell, Bob	2	12	6.0	7	0
Cline, Tony	1	15	15.0	15	0
49ERS	136	1797	13.2	47t	9
OPPONENTS	139	1948	14.0	73t	14

	No	Yds	Avg	LG	TD
Washington, Dave	2	68	34.0	50	0
Phillips, Mel	2	23	11.5	23	0
McGill, Ralph	1	30	30.0	30	0
Harper, Willie	1	6	6.0	6	0
Vanderbundt, Skip	1	6	6.0	6	0
Leonard, Anthony	1	0	0.0	0	0
49ERS	8	133	16.6	50	0
OPPONENTS	17	298	17.5	42	1

	No	Yds	Avg	LG	TD
Hofer, Paul	36	871	24.2	48	0
Williams, Delvin	4	122	30.5	80t	1
Jennings, Rick	3	60	20.0	24	0
Ferrell, Bob	3	35	11.7	17	0
Leonard, Anthony	1	68	68.0	68	0
Obrovich, Jim	1	9	9.0	9	0
Williams, Dave	1	9	9.0	9	0
49ERS	49	1174	24.0	80t	1
OPPONENTS	48	1025	21.4	92t	1

	No	FC	Yds	Avg	LG	TD
Leonard, Anthony	22	2	154	7.0	19	0
Black, Stan	13	1	38	2.9	11	0
Jennings, Rick	7	1	32	4.6	13	0
Rivera, Steve	3	0	7	2.3	3	0
Williams, Dave	1	0	60	60.0	60	0
Elia, Bruce	1	0	1	1.0	1	0
Baldassin, Mike	1	1	0	0.0	0	0
49ERS	48	5	292	6.1	60	0
OPPONENTS	47	6	444	9.5	63	0

	No	Yds	Avg	LG	Blk
Wittum, Tom	80	2801	35.0	54	3
49ERS	80	2801	35.0	54	3
OPPONENTS	86	3228	37.5	62	1

	Att	Comp	Pct	Yds	LG	TD	Int	QB
Plunkett, Jim	248	128	51.6	1693	47t	9	14	62.1
Bull, Scott	24	7	29.2	89	26	0	2	7.8
Wittum, Tom	3	1	33.3	15	15	0	0	50.7
Harrison, Kenny	1	0	0.0	0	0	0	0	39.6
Williams, Delvin	1	0	0.0	0	0	0	1	39.6
49ERS	277	136	49.1	1797	47t	9	17	55.3
OPPONENTS	270	139	51.5	1948	73t	14	8	80.0

1978 (2-14)

Coach*

L	7	at Cleveland (68,973)/S-3	24
L	13	Chicago (49,502)/S-10	16
L	19	at Houston (46,161)/S-17	20
L	10	at New York Giants (71,536)/S-24	27
W	28	Cincinnati (41,107)/O-1	12
L	10	at Los Angeles Rams (59,337)/O-8	27
L	7	New Orleans (37,671)/O-15	14
L	17	Atlanta (34,133)/O-22	20
L	20	at Washington (53,706)/O-29	38
L	10	at Atlanta (55,468)/N-5	21
L	10	St. Louis (33,155)/N-12	16
L	28	Los Angeles Rams (45,022)/N-19	31
L	7	Pittsburgh (51,657)-MN/N-27	24
L	13	at New Orleans (50,068)/D-3	24
W	6	Tampa Bay (30,931)/D-10	3
L	14	at Detroit (56,674)/D-17	33
219			350

* Pete McCulley was fired after 9 games and Fred O'Connor was appointed his successor.

TEAM STATISTICS		49ers	Opp
TOTAL FIRST DOWNS		257	298
By Rushing		117	128
By Passing		106	133
By Penalties		34	37
TOTAL YARDS GAINED		4047	5024
By Rushing		2091	2365
By Passing		1956	2659
TOTAL PLAYS FROM SCRIMMAGE		1062	1097
Rushes		585	649
Average Gain Per Rush		3.6	3.6
NET YARDS PASSING		1956	2659
Passes Attempted		435	413
Passes Completed		190	219
Percent Completed		43.2	53.0
Had Intercepted		36	18
Times Sacked		42	35
Lost Attempting to Pass		350	289
PUNTS		97	87
Total Yardage of Punts		3583	3497
Average Length		39.6	40.2
KICKOFF RETURNS		73	47
Total Yards Returned		1421	928
Average Length of Return		19.5	19.7
PENALTIES		115	154
Yards Penalized		930	1301
FUMBLES		56	50
Own Fumbles Recovered		29	23
Opponents' Fumbles Recovered		27	27
FIELD GOALS		15	23
Field Goals Attempted		23	38
TOTAL POINTS SCORED		219	350
Touchdowns Scored		25	40
Touchdowns Rushing		14	17
Touchdowns Passing		9	20
Touchdown Returns		2	3
Extra Points		24	39
Safeties		0	1
SCORING		TDs Ru Pa Int Fu KO Pu PAT FG S Pts	
Wersching, Ray		0 0 0 0 0 0 0 25/24 23/15 0	69
Hofer, Paul		7 7 0 0 0 0 0 0/0 0/0 0	42
Simpson, O.J.		3 1 2 0 0 0 0 0/0 0/0 0	18
Solomon, Freddie		3 1 2 0 0 0 0 0/0 0/0 0	18
Boykin, Greg		2 2 0 0 0 0 0 0/0 0/0 0	12
Seal, Paul		2 0 2 0 0 0 0 0/0 0/0 0	12
Boyd, Elmo		1 0 1 0 0 0 0 0/0 0/0 0	6
Bull, Scott		1 1 0 0 0 0 0 0/0 0/0 0	6
DeBerg, Steve		1 1 0 0 0 0 0 0/0 0/0 0	6
Ferrell, Bob		1 1 0 0 0 0 0 0/0 0/0 0	6
Leonard, Anthony		1 0 0 1 0 0 0 0/0 0/0 0	6
MacAfee, Ken		1 0 1 0 0 0 0 0/0 0/0 0	6
Step toe, Jack		1 0 1 0 0 0 0 0/0 0/0 0	6
Williams, Dave		1 0 0 0 0 1 0 0/0 0/0 0	6
49ERS		25 14 9 1 0 1 0 25/24 23/15 0	219
OPPONENTS		40 17 20 1 1 0 1* 40/39 38/23 1	350

*ret of blkd punt

Rookie Names in *Italic*

RUSHING	Att	Yds	Avg	LG	TD
Simpson, O.J.	161	593	3.7	34	1
Ferrell, Bob	125	471	3.8	20	1
Hofer, Paul	121	465	3.8	40	7
Boykin, Greg	102	361	3.5	23	2
Bull, Scott	29	100	3.5	15t	1
Solomon, Freddie	14	70	5.0	17	1
DeBerg, Steve	15	20	1.3	7	1
Williams, Dave	15	18	1.2	6	0
<i>Carr, Earl</i>	1	2	2.0	2	0
Elia, Bruce	1	0	0.0	0	0
Jones, Larry	1	-9	-9.0	-9	0
49ERS	585	2091	3.6	40	14
OPPONENTS	649	2365	3.6	39	17

RECEIVING	No	Yds	Avg	LG	TD
Solomon, Freddie	31	458	14.8	58t	2
MacAfee, Ken	22	205	9.3	22	1
Seal, Paul	21	370	17.6	41t	2
Simpson, O.J.	21	172	8.2	19	2
Boykin, Greg	19	112	5.9	22	0
Harrison, Ken	16	320	20.0	50	0
Ferrell, Bob	16	123	7.7	14	0
Hofer, Paul	12	170	14.2	46	0
<i>LeCount, Terry</i>	10	131	13.1	30	0
Williams, Dave	10	63	6.3	13	0
<i>Boyd, Elmo</i>	9	115	12.8	32	1
<i>Step toe, Jack</i>	2	46	23.0	35t	1
Jones, Larry	1	21	21.0	21	0
49ERS	190	2306	12.1	58t	9
OPPONENTS	219	2948	13.5	71	20

INTERCEPTIONS	No	Yds	Avg	LG	TD
Crist, Chuck	6	159	26.5	32	0
Leonard, Anthony	4	44	11.0	30	1
Lewis, Eddie	3	17	5.7	11	0
Odom, Ricky	2	19	9.5	19	0
Roberson, Vern	1	31	31.0	31	0
Bunz, Dan	1	13	13.0	13	0
<i>Nichols, Mark</i>	1	0	0.0	0	0
49ERS	18	283	15.7	32	1
OPPONENTS	36	608	16.9	64	1

KICKOFF RETURNS	No	Yds	Avg	LG	TD
Williams, Dave	34	745	21.9	89t	1
Hofer, Paul	18	386	21.4	40	0
<i>LeCount, Terry</i>	5	91	18.2	23	0
<i>Hughes, Ernie</i>	4	53	22.8	17	0
<i>Nichols, Mark</i>	3	39	17.7	20	0
Boykin, Greg	3	37	13.0	25	0
<i>Walker, Elliott</i>	2	25	18.5	23	0
<i>Downing, Walt</i>	2	13	12.5	13	0
Ferrell, Bob	1	24	13.0	24	0
<i>Quillan, Fred</i>	1	8	24.0	8	0
49ERS	73	1421	19.5	89t	1
OPPONENTS	47	928	19.7	36	0

PUNT RETURNS	No	FC	Yds	Avg	LG	TD
<i>Step toe, Jack</i>	11	0	129	11.7	28	0
Jones, Larry	10	1	86	8.6	52	0
Solomon, Freddie	9	5	35	3.9	11	0
<i>Shumann, Mike</i>	8	1	40	5.0	36	0
Leonard, Anthony	8	5	26	3.3	14	0
Roberson, Vern	1	0	7	7.0	7	0
49ERS	47	12	323	6.9	52	0
OPPONENTS	46	16	356	7.7	44	0

PUNTING	No	Yds	Avg	TB	I-20	LG	Bik
<i>Connell, Mike</i>	97	3583	36.9	10	15	59	1
49ERS	97	3583	36.9	10	15	59	1
OPPONENTS	87	3497	40.2	13	17	62	0

PASSING	Att	Comp	Pct	Yds	LG	TD	Int	QB
DeBerg, Steve	302	137	45.4	1570	58t	8	22	40.0
Bull, Scott	121	48	39.7	651	48	1	11	22.4
Solomon, Freddie	10	5	30.0	85	30	0	1	22.9
<i>Threadgill, Bruce</i>	2	0	0.0	0	0	0	2	0.0
49ERS	435	190	43.7	2306	58t	9	36	32.6
OPPONENTS	413	219	53.0	2948	71	20	18	74.0

1979 (2-14)

Bill Walsh, Coach

L	22	at Minnesota (46,539)/S-2	28
L	13	Dallas (56,728)/S-9	21
L	24	at Los Angeles Rams (44,303)/S-16	27
L	21	New Orleans (39,727)/S-23	30
L	9	at San Diego (50,893)/S-30	31
L	24	Seattle (44,592)/O-7	35
L	16	at New York Giants (70,352)/O-14	32
W	20	Atlanta (33,952)/O-21	15
L	27	Chicago (42,773)/O-28	28
L	10	at Oakland Raiders (52,764)/N-4	23
L	20	at New Orleans (65,551)/N-11	31
L	28	Denver (42,910)/N-18	38
L	20	Los Angeles Rams (49,282)/N-25	26
L	10	at St. Louis (41,593)/D-2	13
W	23	Tampa Bay (44,506)/D-9	7
L	21	at Atlanta (37,211)/D-16	31
308			416

TEAM STATISTICS

	49ers	Opp
TOTAL FIRST DOWNS	326	326
By Rushing	120	136
By Passing	200	160
By Penalties	16	30
TOTAL YARDS GAINED	5573	5393
By Rushing	1932	2213
By Passing	3641	3180
TOTAL PLAYS FROM SCRIMMAGE	1099	1014
Rushes	480	544
Average Gain Per Rush	4.0	4.1
NET YARDS PASSING	3641	3180
Passes Attempted	602	441
Passes Completed	361	262
Percent Completed	60.0	59.4
Had Intercepted	21	15
Times Sacked	17	29
Lost Attempting to Pass	119	227
PUNTS	72	74
Total Yardage of Punts	2626	2817
Average Length	36.5	38.1
KICKOFF RETURNS	75	68
Total Yards Returned	1538	1367
Average Length of Return	20.5	20.1
PENALTIES	95	119
Yards Penalized	853	858
FUMBLES	37	33
Own Fumbles Recovered	19	15
Opponents' Fumbles Recovered	18	18
FIELD GOALS	20	14
Field Goals Attempted	24	17
TOTAL POINTS SCORED	308	416
Touchdowns Scored	36	54
Touchdowns Rushing	17	24
Touchdowns Passing	18	25
Touchdown Returns	1	5
Extra Points	32	46
Safeties	0	2

SCORING

	TDs	Ru	Pa	Int	Fu	KO	Pu	PAT	FG	S	Pts
Wersching, Ray	0	0	0	0	0	0	0	35/32	24/20	0	92
Hofer, Paul	9	7	2	0	0	0	0	0/0	0/0	0	54
Solomon, Freddie	8	1	7	0	0	0	0	0/0	0/0	0	48
MacAfee, Ken	4	0	4	0	0	0	0	0/0	0/0	0	24
Shumann, Mike	4	0	4	0	0	0	0	0/0	0/0	0	24
Elliott, Lenvil	3	3	0	0	0	0	0	0/0	0/0	0	18
Simpson, O.J.	3	3	0	0	0	0	0	0/0	0/0	0	18
Jackson, Wilbur	2	2	0	0	0	0	0	0/0	0/0	0	12
Bruer, Bob	1	0	1	0	0	0	0	0/0	0/0	0	6
Francis, Phil	1	1	0	0	0	0	0	0/0	0/0	0	6
Owens, James	1	0	0	0	0	1	0	0/0	0/0	0	6
+Montana, Joe	0	0	0	0	0	0	1	0/0	0/0	0	0
49ERS	36	17	18	0	0	1	0	36/32	24/20	0	308
OPPONENTS**	54	24	25	1	2	0	1*	54/46	17/14	2	416

*ret. of blkd punt **had one ret. of blkd FGA

+ incomplete pass on PAT attempt

Rookie Names in *Italic*

RUSHING	Att	Yds	Avg	LG	TD
Hofer, Paul	123	615	5.0	47	7
Simpson, O.J.	120	460	3.8	22	3
Jackson, Wilbur	114	375	3.3	16	2
Elliott, Lenvil	33	135	4.1	12	3
Francis, Phil	31	118	3.8	16	1
Solomon, Freddie	6	85	14.2	56t	1
Owens, James	8	52	6.5	19	0
Ferrell, Bob	8	33	4.1	8	0
Hogan, Mike	9	31	3.4	6	0
Montana, Joe	3	22	7.3	13	0
DeBerg, Steve	17	10	0.6	8	0
Melville, Dan	3	0	0.0	0	0
Bruer, Bob	5	-4	-0.8	6	0
49ERS	480	1932	4.0	56t	17
OPPONENTS	544	2213	4.1	38	24

RECEIVING	No	Yds	Avg	LG	TD
Hofer, Paul	58	662	11.4	44	2
Solomon, Freddie	57	807	14.2	44t	7
Jackson, Wilbur	53	422	8.0	34	0
Shumann, Mike	39	452	11.6	39	4
Francis, Phil	32	198	6.2	19	0
Bruer, Bob	26	254	9.8	19	1
MacAfee, Ken	24	266	11.1	50	4
Elliott, Lenvil	23	197	8.6	30	0
Clark, Dwight	18	232	12.9	30	0
Owens, James	10	121	12.1	17	0
Hogan, Mike	9	65	7.2	17	0
Simpson, O.J.	7	46	6.6	14	0
Seal, Paul	3	34	11.3	14	0
Ferrell, Bob	2	4	2.0	3	0
49ERS	361	3760	10.4	50	18
OPPONENTS	262	3407	13.0	85	25

INTERCEPTIONS	No	Yds	Avg	LG	TD
Hicks, Dwight	5	57	11.4	29	0
Williams, Gerard	4	38	9.5	22	0
Cornelius, Charles	3	54	18.0	54	0
Gray, Tim	1	20	20.0	20	0
Bunz, Dan	1	2	2.0	2	0
Morgan, Melvin	1	0	0.0	13	0
49ERS	15	171	11.4	54	0
OPPONENTS	21	355	16.9	91t	2

KICKOFF RETURNS	No	Yds	Avg	LG	TD
Owens, James	41	1002	24.4	85t	1
Elliott, Lenvil	9	170	18.9	33	0
Hofer, Paul	8	124	15.5	23	0
Francis, Phil	7	103	14.7	23	0
Ferrell, Bob	6	78	13.0	18	0
Hicks, Dwight	2	36	18.0	19	0
Bruer, Bob	1	20	20.0	20	0
Barrett, Jean	1	5	5.0	5	0
49ERS	75	1538	20.5	85t	1
OPPONENTS	68	1367	20.1	70	0

PUNT RETURNS	No	FC	Yds	Avg	LG	TD
Solomon, Freddie	23	2	142	6.2	14	0
Hicks, Dwight	13	3	120	9.2	33	0
Dungy, Tony	8	3	52	6.5	11	0
49ERS	44	8	314	7.1	33	0
OPPONENTS	37	7	262	7.1	44	0

PUNTING	No	Yds	Avg	TB	I-20	LG	Bik
Melville, Dan	71	2626	37.0	10	15	53	1
49ERS	72	2626	36.5	10	15	53	1
OPPONENTS	74	2817	38.1	6	14	63	0

PASSING	Att	Comp	Pct	Yds	LG	TD	Int	QB
DeBerg, Steve	578	347	60.0	3652	50	17	21	73.1
Montana, Joe	23	13	56.5	96	18	1	0	81.1
Solomon, Freddie	1	1	100.0	12	12	0	0	116.7
49ERS	602	361	60.0	3760	50	18	21	73.5
OPPONENTS	441	262	59.4	3407	85	25	15	88.5

1980 (6-10)

Bill Walsh, Coach

W	26	at New Orleans (58,621)/S-7	23
W	24	St. Louis (49,999)/S-14	(OT) 21
W	37	at New York Jets (50,608)/S-21	27
L	17	Atlanta (56,518)/S-28	20
L	26	at Los Angeles Rams (62,188)/O-5	48
L	14	at Dallas (63,399)/O-12	59
L	17	Los Angeles Rams (55,360)/O-19	31
L	23	Tampa Bay (51,925)/O-26	24
L	13	at Detroit (78,845)/N-2	17
L	16	at G.B. in Milwaukee (54,475)/N-9	23
L	13	at Miami (45,135)/N-16	17
W	12	New York Giants (38,574)/N-23	0
W	21	New England (45,254)/N-30	17
W	38	New Orleans (37,949)/D-7	(OT) 35
L	10	at Atlanta (55,767)/D-14	35
L	13	Buffalo (37,476)/D-21	18
320			415

TEAM STATISTICS

	49ers	Opp
TOTAL FIRST DOWNS	298	341
By Rushing	105	137
By Passing	171	185
By Penalties	22	19
TOTAL YARDS GAINED	5320	5969
By Rushing	1743	2218
By Passing	3577	3751
TOTAL PLAYS FROM SCRIMMAGE	1042	556
Rushes	415	556
Average Gain Per Rush	4.2	4.0
NET YARDS PASSING	3577	3751
Passes Attempted	597	495
Passes Completed	363	327
Percent Completed	60.8	66.1
Had Intercepted	26	17
Times Sacked	30	31
Lost Attempting to Pass	222	207
PUNTS	77	67
Total Yardage of Punts	3152	2560
Average Length	40.9	38.2
KICKOFF RETURNS	75	58
Total Yards Returned	1385	1203
Average Length of Return	18.5	20.7
PENALTIES	109	92
Yards Penalized	933	286
FUMBLES	39	34
Own Fumbles Recovered	25	17
Opponents' Fumbles Recovered	17	14
FIELD GOALS	15	17
Field Goals Attempted	19	26
TOTAL POINTS SCORED	320	415
Touchdowns Scored	40	52
Touchdowns Rushing	10	20
Touchdowns Passing	27	29
Touchdown Returns	3	3
Extra Points	33	50
Safeties	1	1

SCORING

	TDs	Ru	Pa	Int	Fu	KO	Pu	PAT	FG	S	Pts
Wersching, Ray	0	0	0	0	0	0	0	39/33	19/15	0	78
Solomon, Freddie	10	0	8	0	0	0	2	0/0	0/0	0	60
Cooper, Earl	9	5	4	0	0	0	0	0/0	0/0	0	54
Clark, Dwight	8	0	8	0	0	0	0	0/0	0/0	0	48
Elliott, Lenvil	3	2	1	0	0	0	0	0/0	0/0	0	18
Hofer, Paul	3	1	2	0	0	0	0	0/0	0/0	0	18
Montana, Joe	2	2	0	0	0	0	0	0/0	0/0	0	12
Ramson, Eason	2	0	2	0	0	0	0	0/0	0/0	0	12
Young, Charle	2	0	2	0	0	0	0	0/0	0/0	0	12
Owens, James	1	0	0	0	0	1	0	0/0	0/0	0	6
Stuckey, Jim	0	0	0	0	0	0	0	0/0	0/0	1	2
49ERS	40	10	27	0	0	1	2	39/33	19/15	1	320
OPPONENTS	52	20	29	2	1	0	0	52/50	26/17	0	415

RUSHING	Att	Yds	Avg	LG	TD
Cooper, Earl	171	720	4.2	47	5
Elliott, Lenvil	76	341	4.5	20	2
Hofer, Paul	60	293	4.9	26t	1
Woods, Don	50	229	4.6	23	0
Montana, Joe	32	77	2.4	11	2
Solomon, Freddie	8	56	7.0	11	0
Francis, Phil	7	36	5.1	14	0
DeBerg, Steve	6	4	0.7	7	0
Patton, Ricky	1	1	1.0	1	0
Ramson, Eason	2	-2	-1.0	4	0
Miller, Jim	2	-12	-6.0	0	0
49ERS	415	1743	4.2	47	10
OPPONENTS	556	2218	4.0	48	20

RECEIVING	No	Yds	Avg	LG	TD
Cooper, Earl	83	567	6.8	66t	4
Clark, Dwight	82	991	12.1	71t	8
Solomon Freddie	48	658	13.7	93t	8
Hofer, Paul	41	467	11.4	28	2
Young, Charle	29	325	11.2	41	2
Elliott, Lenvil	27	285	10.6	45t	1
Ramson, Eason	21	179	8.5	22	2
Woods, Don	20	171	8.6	23	0
Owens, James	9	133	14.8	29	0
Francis, Phil	3	23	7.7	15	0
49ERS	363	3799	10.5	93t	27
OPPONENTS	327	3958	12.1	81t	29

INTERCEPTIONS	No	Yds	Avg	LG	TD
Hicks, Dwight	4	73	18.3	44	0
Churchman, Ricky	4	7	1.8	7	0
Leopold, Bobby	2	23	11.5	13	0
Turner, Keena	2	15	7.5	11	0
Williams, Gerard	1	28	28.0	28	0
Rhodes, Ray	1	25	25.0	25	0
Johnson, Charles	1	15	15.0	15	0
Puki, Craig	1	0	0.0	0	0
Tautolo, Terry	1	0	0.0	0	0
49ERS	17	186	10.9	44	0
OPPONENTS	26	319	12.3	48	2

KICKOFF RETURNS	No	Yds	Avg	LG	TD
Owens, James	31	726	23.4	101t	1
Elliott, Lenvil	18	321	17.8	32	0
Anderson, Terry	6	104	17.3	22	0
Solomon, Freddie	5	60	12.0	32	0
Francis, Phil	4	61	15.3	32	0
Patton, Ricky	4	43	10.8	19	0
Johnson, Charles	2	10	5.0	22	0
Ramson, Eason	1	18	1.8	18	0
Tautolo, Terry	1	16	16.0	16	0
Young, Charle	1	14	14.0	14	0
Hughes, Ernie	1	10	10.0	10	0
Hofer, Paul	1	2	2.0	2	0
49ERS	75	1385	18.5	101t	1
OPPONENTS	58	1203	20.7	52	0

PUNT RETURNS	No	FC	Yds	Avg	LG	TD
Solomon, Freddie	27	3	298	11.0	57t	2
Hicks, Dwight	12	3	58	4.8	10	0
Robinson, Jimmy	3	0	36	12.0	21	0
Churchman, Ricky	2	0	16	8.0	13	0
Ferrell, Bob	1	0	1	1.0	1	0
49ERS	45	6	409	9.1	57t	2
OPPONENTS	48	11	530	11.0	43	0

PUNTING	No	Yds	Avg	TB	I-20	LG	Bik
Miller, Jim	77	3152	40.9	5	11	65	0
49ERS	77	3152	40.9	5	11	65	0
OPPONENTS	67	2560	38.2	6	10	64	0

PASSING	Att	Comp	Pct	Yds	LG	TD	Int	QB
Montana, Joe	273	176	64.5	1795	71t	15	9	87.8
DeBerg, Steve	321	186	57.9	1998	93t	12	17	66.7
Solomon, Freddie	1	0	0.0	0	0	0	0	39.6
Woods, Don	2	1	50.0	6	6	0	0	56.3
49ERS	597	363	60.8	3799	93t	27	26	76.2
OPPONENTS	495	327	66.1	3958	81t	29	17	95.7

1981 (13-3/16-3)
NFC West Champions – World Champions
Bill Walsh, Coach

L	17	at Detroit (62,123)/S-6	24
W	28	Chicago (49,520)/S-13	17
L	17	at Atlanta (56,653)/S-20	34
W	21	New Orleans (44,433)/S-27	14
W	30	at Washington (51,843)/O-4	17
W	45	Dallas (57,574)/O-11	14
W	13	at G.B. in Milwaukee (50,171)/O-18	3
W	20	Los Angeles Rams (59,190)/O-25	17
W	17	at Pittsburgh (52,878)/N-1	14
W	17	Atlanta (59,127)/N-8	14
L	12	Cleveland (52,445)/N-15	15
W	33	at Los Angeles Rams (63,456)/N-22	31
W	17	New York Giants (57,186)/N-29	10
W	21	at Cincinnati (56,796)/D-6	3
W	28	Houston (55,707)/D-13	6
W	21	at New Orleans (43,639)/D-20	17
357			250

NFC PLAYOFF - JAN. 3

W	38	(at San Francisco – Candlestick Park) New York Giants (58,360)	24
---	----	---	----

NFC CHAMPIONSHIP - JAN. 10

W	28	(at San Francisco – Candlestick Park) Dallas (60,525)	27
---	----	--	----

SUPER BOWL XVI - JAN. 24

W	26	(at Pontiac, Michigan – Silverdome) Cincinnati (81,270)	21
---	----	--	----

TEAM STATISTICS		49ers	Opp
TOTAL FIRST DOWNS		317	280
By Rushing		110	113
By Passing		183	144
By Penalties		24	23
TOTAL YARDS GAINED		5484	4763
By Rushing		1941	1918
By Passing		3543	2845
TOTAL PLAYS FROM SCRIMMAGE		1106	1014
Rushes		560	464
Average Gain Per Rush		3.5	4.1
NET YARDS PASSING		3543	2845
Passes Attempted		517	514
Passes Completed		328	273
Percent Completed		63.4	53.1
Had Intercepted		13	27
Times Sacked		29	36
Lost Attempting to Pass		223	290
PUNTS		93	83
Total Yardage of Punts		3858	3433
Average Length		41.5	41.4
KICKOFF RETURNS		45	67
Total Yards Returned		909	1389
Average Length of Return		20.2	20.7
PENALTIES		92	108
Yards Penalized		752	866
FUMBLES		26	36
Own Fumbles Recovered		14	15
Opponents' Fumbles Recovered		21	12
FIELD GOALS		19	13
Field Goals Attempted		29	23
TOTAL POINTS SCORED		357	250
Touchdowns Scored		43	30
Touchdowns Rushing		17	10
Touchdowns Passing		20	16
Touchdown Returns		6	4
Extra Points		42	29
Safeties		0	1

SCORING		TDs	Ru	Pa	Int	Fu	KO	Pu	PAT	FG	S	Pts
Wersching, Ray		0	0	0	0	0	0	0	30/30	23/17	0	81
Solomon, Freddie		8	0	8	0	0	0	0	0/0	0/0	0	48
Davis, Johnny		7	7	0	0	0	0	0	0/0	0/0	0	42
Patton, Ricky		5	4	1	0	0	0	0	0/0	0/0	0	30
Young, Charle		5	0	5	0	0	0	0	0/0	0/0	0	30
Clark, Dwight		4	0	4	0	0	0	0	0/0	0/0	0	24
Bahr, Matt		0	0	0	0	0	0	0	12/12	6/2	0	18
Lott, Ronnie		3	0	0	3	0	0	0	0/0	0/0	0	18
Hicks, Dwight		2	0	0	1	1	0	0	0/0	0/0	0	12
Lawrence, Amos		2	1	0	0	0	1	0	0/0	0/0	0	12

Rookie Names in Italic

(continued)

SCORING		TDs	Ru	Pa	Int	Fu	KO	Pu	PAT	FG	S	Pts
Montana, Joe		2	2	0	0	0	0	0	0/0	0/0	0	12
Cooper, Earl		1	1	0	0	0	0	0	0/0	0/0	0	6
Easley, Walt		1	1	0	0	0	0	0	0/0	0/0	0	6
Hofer, Paul		1	1	0	0	0	0	0	0/0	0/0	0	6
Ring, Bill		1	0	1	0	0	0	0	0/0	0/0	0	6
Wilson, Mike		1	0	1	0	0	0	0	0/0	0/0	0	6
49ERS		43	17	20	4	1	1	0	42/42	29/19	0	357
OPPONENTS		30	10	16	2	1	0	1	30/29	23/13	0	250
RUSHING		Att	Yds	Avg	LG	TD						
Patton, Ricky		152	543	3.6	28	4						
Cooper, Earl		98	330	3.4	23	1						
Davis, Johnny		94	297	3.2	14	7						
Easley, Walt		76	224	2.9	9	1						
Hofer, Paul		60	193	3.2	12	1						
Ring, Bill		22	106	4.8	16	0						
Montana, Joe		25	95	3.8	20t	2						
Lawrence, Amos		13	48	3.7	14	1						
Solomon, Freddie		9	43	4.8	16	0						
Clark, Dwight		3	32	10.7	18	0						
Elliott, Lenvil		7	29	4.1	9	0						
Benjamin, Guy		1	1	1.0	1	0						
49ERS		560	1941	3.5	28	17						
OPPONENTS		464	1918	4.1	29	10						
RECEIVING		No	Yds	Avg	LG	TD						
Clark, Dwight		85	1105	13.0	78t	4						
Solomon, Freddie		59	969	16.4	60t	8						
Cooper, Earl		51	477	9.4	50	0						
Young, Charle		37	400	10.8	29	5						
Hofer, Paul		27	244	9.0	22	0						
Patton, Ricky		27	195	7.2	31t	1						
Wilson, Michael		9	125	13.9	27t	1						
Easley, Walt		9	62	6.9	21	0						
Elliott, Lenvil		7	81	11.6	19	0						
Ramson, Eason		4	45	11.3	16	0						
Ring, Bill		3	28	9.3	21	1						
Shumann, Mike		3	21	7.0	8	0						
Lawrence, Amos		3	10	3.3	5	0						
Davis, Johnny		3	-1	-0.3	3	0						
Peets, Brian		1	5	5.0	5	0						
49ERS		328	3766	11.5	78t	20						
OPPONENTS		273	3135	11.5	67	16						
INTERCEPTIONS		No	Yds	Avg	LG	TD						
Hicks, Dwight		9	239	26.6	72	1						
Lott, Ronnie		7	117	16.7	41t	3						
Williamson, Carlton		4	44	11.0	28	0						
Wright, Eric		3	26	8.7	26	0						
McCull, Milt		1	22	22.0	22	0						
Reynolds, Jack		1	0	0.0	0	0						
Martin, Saladin		1	0	0.0	0	0						
Turner, Keena		1	0	0.0	0	0						
49ERS		27	448	16.6	72	4						
OPPONENTS		13	297	22.9	10t	2						
KICKOFF RETURNS		No	Yds	Avg	LG	TD						
Lawrence, Amos		17	437	25.7	92t	1						
Ring, Bill		10	217	21.7	29	0						
Lott, Ronnie		7	111	15.9	20	0						
Wilson, Mike		4	67	16.8	22	0						
Jones, Arrington		3	43	14.3	22	0						
Hicks, Dwight		1	22	22.0	22	0						
Ramson, Eason		1	12	12.0	12	0						
Patton, Ricky		1	0	0.0	0	0						
Davis, Johnny		1	0	0.0	0	0						
49ERS		45	909	20.2	92t	1						
OPPONENTS		67	1389	20.7	55	0						
PUNT RETURNS		No	FC	Yds	Avg	LG	TD					
Solomon, Freddie		29	6	173	6.0	19	0					
Hicks, Dwight		19	4	171	9.0	39	0					
49ERS		48	10	344	7.2	39	0					
OPPONENTS		57	8	664	11.7	58t	1					
PUNTING		No	Yds	Avg	TB	I-20	LG	Blk				
Miller, Jim		93	3858	41.5	15	14	65	0				
49ERS		93	3858	41.5	15	14	65	0				
OPPONENTS		83	3433	41.4	5	17	66	0				
PASSING		Att	Comp	Pct	Yds	LG	TD	Int	QB			
Montana, Joe		488	311	63.7	3565	78t	19	12	88.4			
Benjamin, Guy		26	15	57.7	171	27	1	1	74.4			
Easley, Walt		1	1	100.0	5	5	0	0	87.5			
Solomon, Freddie		1	1	100.0	25	25	0	0	118.8			
Clark, Dwight		1	0	0.0	0	0	0	0	39.6			
49ERS		517	328	63.4	3766	78t	20	13	87.7			
OPPONENTS		514	273	53.1	3135	67	16	27	60.2			

1982 (3-6)

Bill Walsh, Coach

L	17	Los Angeles Raiders (59,748)/S-12	23
L	21	at Denver (73,899)/S-19	24
W	31	at St. Louis (38,064)/N-21	20
L	20	New Orleans (51,611)/N-28	23
W	30	at Los Angeles Rams (58,574)-THN/D-2	24
L	37	San Diego (51,988)-SA/D-11	41
L	7	Atlanta (53,234)-SUN/D-19	17
W	26	at Kansas City (24,319)/D-26	13
L	20	Los Angeles Rams (54,256)/J-2	21
209			206

TEAM STATISTICS

	49ers	Opp
TOTAL FIRST DOWNS	183	170
By Rushing	49	71
By Passing	121	88
By Penalties	13	11
TOTAL YARDS GAINED	3242	3035
By Rushing	740	1199
By Passing	2502	1836
TOTAL PLAYS FROM SCRIMMAGE	587	596
Rushes	219	303
Average Gain Per Rush	3.4	4.0
NET YARDS PASSING	2502	1836
Passes Attempted	348	278
Passes Completed	215	158
Percent Completed	61.8	56.8
Had Intercepted	11	9
Times Sacked	20	15
Lost Attempting to Pass	166	113
PUNTS	45	50
Total Yardage of Punts	1676	2134
Average Length	37.2	42.7
KICKOFF RETURNS	36	40
Total Yards Returned	742	847
Average Length of Return	20.6	21.4
PENALTIES	45	58
Yards Penalized	451	542
FUMBLES	17	14
Own Fumbles Recovered	7	4
Opponents' Fumbles Recovered	10	10
FIELD GOALS	12	13
Field Goals Attempted	17	19
TOTAL POINTS SCORED	209	206
Touchdowns Scored	25	24
Touchdowns Rushing	6	9
Touchdowns Passing	17	14
Touchdown Returns	2	1
Extra Points	23	23
Safeties	0	0
AVG. TIME OF POSSESSION	28:31	31:29

SCORING

	TDs	Ru	Pa	Int	Fu	KO	Pu	PAT	FG	S	Pts
Werschling, Ray	0	0	0	0	0	0	0	25/23	17/12	0	59
Moore, Jeff	8	4	4	0	0	0	0	0/0	0/0	0	48
Clark, Dwight	5	0	5	0	0	0	0	0/0	0/0	0	30
Solomon, Freddie	3	0	3	0	0	0	0	0/0	0/0	0	18
Francis, Russ	2	0	2	0	0	0	0	0/0	0/0	0	12
Cooper, Earl	1	0	1	0	0	0	0	0/0	0/0	0	6
Lott, Ronnie	1	0	0	1	0	0	0	0/0	0/0	0	6
McLemore, Dana	1	0	0	0	0	0	1	0/0	0/0	0	6
Montana, Joe	1	1	0	0	0	0	0	0/0	0/0	0	6
Nehemiah, Renaldo	1	0	1	0	0	0	0	0/0	0/0	0	6
Ring, Bill	1	1	0	0	0	0	0	0/0	0/0	0	6
Wilson, Mike	1	0	1	0	0	0	0	0/0	0/0	0	6
49ERS	25	6	17	1	0	0	1	25/23	17/12	0	209
OPPONENTS	24	9	14	0	0	0	1	24/23	19/13	0	206

RUSHING	Att	Yds	Avg	LG	TD
Moore, Jeff	85	281	3.3	19	4
Ring, Bill	48	183	3.8	11	1
Montana, Joe	30	118	3.9	21	1
Cooper, Earl	24	77	3.2	9	0
Williams, Vince	20	68	3.4	12	0
Easley, Walt	5	11	2.2	5	0
Lawrence, Amos	5	7	1.4	4	0
Nehemiah, Renaldo	1	-1	-1.0	-1	0
Solomon, Freddie	1	-4	-4.0	-4	0
49ERS	219	740	3.4	21	6
OPPONENTS	303	1199	4.0	54	9

RECEIVING	No	Yds	Avg	LG	TD
Clark, Dwight	60	913	15.2	51	5
Moore, Jeff	37	405	11.0	55	4
Francis, Russ	23	278	12.1	26	2
Young, Charle	22	189	8.6	30	0
Solomon, Freddie	19	323	17.0	46t	3
Cooper, Earl	19	153	8.1	20	1
Ring, Bill	13	94	7.2	15	0
Nehemiah, Renaldo	8	161	20.1	55	1
Wilson, Mike	6	80	13.3	27	1
Williams, Vince	4	33	8.3	13	0
Ramson, Eason	2	27	13.5	21	0
Lawrence, Amos	2	12	6.0	6	0
49ERS	215	2668	12.4	55	17
OPPONENTS	158	1949	12.3	46	14

INTERCEPTIONS	No	Yds	Avg	LG	TD
Hicks, Dwight	3	5	1.7	3	0
Lott, Ronnie	2	95	47.5	83t	1
Wright, Eric	1	31	31.0	31	0
Horn, Bob	1	19	19.0	19	0
Reynolds, Jack	1	0	0.0	0	0
Harper, Willie	1	0	0.0	0	0
49ERS	9	150	16.7	83t	1
OPPONENTS	11	130	11.8	32	0

KICKOFF RETURNS	No	Yds	Avg	LG	TD
McLemore, Dana	16	353	22.1	45	0
Lawrence, Amos	9	190	21.1	30	0
Ring, Bill	6	145	24.2	41	0
Ramson, Eason	2	20	10.0	13	0
Ferrari, Ron	2	19	9.5	11	0
Moore, Jeff	1	15	15.0	15	0
49ERS	36	742	20.6	45	0
OPPONENTS	40	857	21.4	55	0

PUNT RETURNS	No	FC	Yds	Avg	LG	TD
McLemore, Dana	7	0	156	22.3	93t	1
Solomon, Freddie	13	1	122	9.4	27	0
Hicks, Dwight	10	1	54	5.4	13	0
Ring, Bill	0	1	0	0.0	0	0
49ERS	30	3	332	11.1	93t	1
OPPONENTS	20	4	224	11.2	67t	1

PUNTING	No	Yds	Avg	TB	I-20	LG	Bk
Miller, Jim	44	1676	38.1	3	11	80	1
49ERS	45	1676	37.2	3	11	80	1
OPPONENTS	50	2134	42.7	5	10	58	0

PASSING	Att	Comp	Pct	Yds	LG	TD	Int	QB
Montana, Joe	346	213	61.6	2613	55	17	11	88.0
Francis, Russ	1	1	100.0	45	45	0	0	118.8
Benjamin, Guy	1	1	100.0	10	10	0	0	108.3
49ERS	348	215	61.8	2668	55	17	11	88.6
OPPONENTS	278	158	56.8	1949	46	14	9	82.0

1983 (10-6/11-7)

NFC West Champions

Bill Walsh, Coach

L	17	Philadelphia (55,775)–SA/S–3	22
W	48	at Minnesota (58,167)–THN/S–8	17
W	42	at St. Louis (38,130)/S–18	27
W	24	Atlanta (57,814)/S–25	20
W	33	at New England (54,293)/O–2	13
L	7	Los Angeles Rams (59,119)/O–9	10
W	32	at New Orleans (68,134)/O–16	13
W	45	at Los Angeles Rams (66,070)/O–23	35
L	13	New York Jets (54,796)/O–30	27
L	17	Miami (57,832)/N–6	20
W	27	New Orleans (40,022)/N–13	0
L	24	at Atlanta (32,782)/N–20	28
L	3	at Chicago (40,483)/N–27	13
W	35	Tampa Bay (49,773)/D–4	21
W	23	at Buffalo (38,039)/D–11	10
W	42	Dallas (59,957)–MN/D–19	17

432 293

NFC PLAYOFF - DEC. 31

(at San Francisco – Candlestick Park)

W	24	Detroit (58,386)–SA	23
---	----	---------------------	----

NFC CHAMPIONSHIP - JAN. 8

(at Washington, DC – RFK Stadium)

L	21	Washington (55,363)	24
---	----	---------------------	----

TEAM STATISTICS

	49ers	Opp
TOTAL FIRST DOWNS	344	302
By Rushing	129	98
By Passing	199	181
By Penalties	16	23
TOTAL YARDS GAINED	6054	5189
By Rushing	2257	1936
By Passing	3797	3253
TOTAL PLAYS FROM SCRIMMAGE	1072	1032
Rushes	511	449
Average Gain Per Rush	4.4	4.3
NET YARDS PASSING	3797	3253
Passes Attempted	528	526
Passes Completed	339	322
Percent Completed	64.2	61.2
Had Intercepted	12	24
Times Sacked	33	57
Lost Attempting to Pass	224	448
PUNTS	65	73
Total Yardage of Punts	2552	2993
Average Length	39.3	41.0
KICKOFF RETURNS	52	78
Total Yards Returned	958	1675
Average Length of Return	18.4	21.5
PENALTIES	89	91
Yards Penalized	695	793
FUMBLES	27	39
Own Fumbles Recovered	8	21
Opponents' Fumbles Recovered	18	19
FIELD GOALS	25	17
Field Goals Attempted	30	27
TOTAL POINTS SCORED	432	293
Touchdowns Scored	51	35
Touchdowns Rushing	17	10
Touchdowns Passing	27	23
Touchdown Returns	7	2
Extra Points	51	32
Safetyes	0	0
AVG. TIME OF POSSESSION	30:12	29:48

SCORING

	TDs	Ru	Pa	Int	Fu	KO	Pu	PAT	FG	S	Pts
Werschling, Ray	0	0	0	0	0	0	0	51/51	30/25	0	126
Craig, Roger	12	8	4	0	0	0	0	0/0	0/0	0	72
Clark, Dwight	8	0	8	0	0	0	0	0/0	0/0	0	48
Tyler, Wendell	6	4	2	0	0	0	0	0/0	0/0	0	36
Francis, Russ	4	0	4	0	0	0	0	0/0	0/0	0	24
Solomon, Freddie	4	0	4	0	0	0	0	0/0	0/0	0	24
Cooper, Earl	3	0	3	0	0	0	0	0/0	0/0	0	18

Rookie Names in *Italic*

(continued)

SCORING

	TDs	Ru	Pa	Int	Fu	KO	Pu	PAT	FG	S	Pts
Hicks, Dwight	2	0	0	2	0	0	0	0/0	0/0	0	12
Montana, Joe	2	2	0	0	0	0	0	0/0	0/0	0	12
Ring, Bill	2	2	0	0	0	0	0	0/0	0/0	0	12
Wright, Eric	2	0	0	2	0	0	0	0/0	0/0	0	12
Board, Dwaine	1	0	0	0	1	0	0	0/0	0/0	0	6
Collier, Tim	1	0	0	1	0	0	0	0/0	0/0	0	6
McLemore, Dana	1	0	0	0	0	0	1	0/0	0/0	0	6
Moore, Jeff	1	1	0	0	0	0	0	0/0	0/0	0	6
Nehemiah, Renaldo	1	0	1	0	0	0	0	0/0	0/0	0	6
Ramson, Eason	1	0	1	0	0	0	0	0/0	0/0	0	6

49ERS 51 17 27 5 1 0 1 51/51 30/25 0 432
OPPONENTS 35 10 23 1 1 0 1 33/32 27/17 0 293

RUSHING

	Att	Yds	Avg	LG	TD
Tyler, Wendell	176	856	4.9	39	4
Craig, Roger	176	725	4.1	71	8
Montana, Joe	61	284	4.7	18	2
Ring, Bill	64	254	4.0	25	2
Moore, Jeff	15	43	2.9	14	1
Orosz, Tom	2	39	19.5	23	0
Monroe, Carl	10	23	2.3	5	0
Clark, Dwight	3	18	6.0	9	0
Cavanaugh, Matt	1	8	8.0	8	0
Ramson, Eason	1	3	3.0	3	0
Solomon, Freddie	1	3	3.0	3	0
Benjamin, Guy	1	1	1.0	1	0

49ERS 511 2257 4.4 71 17
OPPONENTS 449 1936 4.3 49 10

RECEIVING

	No	Yds	Avg	LG	TD
Clark, Dwight	70	840	12.0	46t	8
Craig, Roger	48	427	8.9	23	4
Tyler, Wendell	34	285	8.4	26	2
Francis, Russ	33	357	10.8	25	4
Solomon, Freddie	31	662	21.4	77t	4
Wilson, Mike	30	433	14.4	49	0
Ring, Bill	23	182	7.9	24	0
Moore, Jeff	19	206	10.8	34	0
Nehemiah, Renaldo	17	236	13.9	27	1
Ramson, Eason	17	125	7.4	16	1
Cooper, Earl	15	207	13.8	73t	3
Monroe, Carl	2	61	30.5	50	0

49ERS 339 4021 11.9 77t 27
OPPONENTS 322 3701 11.5 76t 23

INTERCEPTIONS

	No	Yds	Avg	LG	TD
Wright, Eric	7	164	23.4	60t	2
Williamson, Carlton	4	51	12.8	26	0
Lott, Ronnie	4	22	5.5	22	0
Collier, Tim	3	32	10.7	32t	1
Hicks, Dwight	2	102	51.0	62t	2
Leopold, Bobby	2	13	6.5	9	0
Harper, Willie	1	37	37.0	37	0
Pillers, Lawrence	1	16	16.0	16	0

49ERS 24 437 18.2 62t 5
OPPONENTS 12 168 14.0 43t 1

KICKOFF RETURNS

	No	Yds	Avg	LG	TD
McLemore, Dana	30	576	19.2	39	0
Monroe, Carl	8	152	19.0	32	0
Moore, Jeff	7	117	16.7	46	0
Ring, Bill	4	68	17.0	18	0
Cooper, Earl	3	45	15.0	20	0

49ERS 52 958 18.4 46 0
OPPONENTS 78 1675 21.5 50 0

PUNT RETURNS

	No	FC	Yds	Avg	LG	TD
McLemore, Dana	31	6	331	10.7	56t	1
Solomon, Freddie	5	3	34	6.8	11	0

49ERS 36 9 365 10.1 56t 1
OPPONENTS 38 7 278 7.3 19 0

PUNTING

	No	Yds	Avg	TB	I-20	LG	Bk
Orosz, Tom	65	2552	39.3	6	16	61	1

49ERS 65 2552 38.7 6 17 61 1
OPPONENTS 73 2993 40.5 9 15 60 1

PASSING

	Att	Comp	Pct	Yds	LG	TD	Int	QB
Montana, Joe	515	332	64.5	3910	77t	26	12	94.5
Benjamin, Guy	12	7	58.3	111	73t	1	0	117.0
Clark, Dwight	1	0	0.0	0	0	0	0	39.6

49ERS 528 339 64.2 4021 77t 27 12 94.9
OPPONENTS 526 322 61.2 3701 76t 23 24 78.0

1984 (15-1/18-1)
NFC West Champions – World Champions

Bill Walsh, Coach

W	30	at Detroit (56,782)/S-2	27
W	37	Washington (59,707)-MN/S-10	31
W	30	New Orleans (57,611)/S-16	20
W	21	at Philadelphia (62,771)/S-23	9
W	14	Atlanta (57,990)/S-30	5
W	31	at New York Giants (76,112)-MN/O-8	10
L	17	Pittsburgh (59,110)/O-14	20
W	34	at Houston (39,900)/O-21	21
W	33	at Los Angeles Rams (65,481)/O-28	0
W	23	Cincinnati (58,234)/N-4	17
W	41	at Cleveland (60,092)/N-11	7
W	24	Tampa Bay (57,704)/N-18	17
W	35	at New Orleans (65,177)/N-25	3
W	35	at Atlanta (29,644)/D-2	17
W	51	Minnesota (56,670)-SA/D-8	7
W	19	Los Angeles Rams (59,743)-FN/D-14	16

475 **227**

NFC PLAYOFF - DEC. 29

W	21	(at San Francisco – Candlestick Park) New York Giants (60,303)-SA	10
---	----	--	----

NFC CHAMPIONSHIP - JAN. 6

W	23	(at San Francisco – Candlestick Park) Chicago (61,040)	0
---	----	---	---

SUPER BOWL XIX - JAN. 20

W	38	(at Palo Alto, California – Stanford Stadium) Miami (84,059)	16
---	----	---	----

TEAM STATISTICS

	49ers	Opp
TOTAL FIRST DOWNS	356	302
By Rushing	138	101
By Passing	204	173
By Penalties	14	28
TOTAL YARDS GAINED	6366	5176
By Rushing	2465	1795
By Passing	3901	3381
TOTAL PLAYS FROM SCRIMMAGE	1057	1029
Rushes	534	432
Average Gain Per Rush	4.6	4.2
NET YARDS PASSING	3901	3381
Passes Attempted	496	546
Passes Completed	312	298
Percent Completed	62.9	54.6
Had Intercepted	10	25
Times Sacked	27	51
Lost Attempting to Pass	178	363
PUNTS	61	80
Total Yardage of Punts	2536	3239
Average Length	41.6	40.5
KICKOFF RETURNS	47	78
Total Yards Returned	1039	1499
Average Length of Return	22.1	19.2
PENALTIES	100	91
Yards Penalized	884	723
FUMBLES	26	28
Own Fumbles Recovered	14	15
Opponents' Fumbles Recovered	13	12
FIELD GOALS	25	19
Field Goals Attempted	35	25
TOTAL POINTS SCORED	475	227
Touchdowns Scored	57	24
Touchdowns Rushing	21	10
Touchdowns Passing	32	14
Touchdown Returns	4	0
Extra Points	56	19
Safeties	1	1
AVG. TIME OF POSSESSION	30:26	29:34

SCORING

	TDs	Ru	Pa	Int	Fu	KO	Pu	PAT	FG	S	Pts
Wersching, Ray	0	0	0	0	0	0	0	56/56	35/25	0	131
Solomon, Freddie	11	1	10	0	0	0	0	0/0	0/0	0	66
Craig, Roger	10	7	3	0	0	0	0	0/0	0/0	0	60
Tyler, Wendell	9	7	2	0	0	0	0	0/0	0/0	0	54
Clark, Dwight	6	0	6	0	0	0	0	0/0	0/0	0	36
Cooper, Earl	4	0	4	0	0	0	0	0/0	0/0	0	24
Ring, Bill	3	3	0	0	0	0	0	0/0	0/0	0	18
Francis, Russ	2	0	2	0	0	0	0	0/0	0/0	0	12
McLemore, Dana	2	0	0	1	0	0	0	0/0	0/0	0	12

Rookie Names in Italic

(continued)

SCORING

	TDs	Ru	Pa	Int	Fu	KO	Pu	PAT	FG	S	Pts
+Montana, Joe	2	2	0	0	0	0	0	1/0	0/0	0	12
Nehemiah, Renaldo	2	0	2	0	0	0	0	0/0	0/0	0	12
Johnson, Gary	1	0	0	0	1	0	0	0/0	0/0	1	8
Frank, John	1	0	1	0	0	0	0	0/0	0/0	0	6
Harmon, Derrick	1	1	0	0	0	0	0	0/0	0/0	0	6
Monroe, Carl	1	0	1	0	0	0	0	0/0	0/0	0	6
Shell, Todd	1	0	0	1	0	0	0	0/0	0/0	0	6
Wilson, Mike	1	0	1	0	0	0	0	0/0	0/0	0	6

49ERS 57 21 32 2 1 0 1 57/56 35/25 1 475

OPPONENTS 24 10 14 0 0 0 0 24/24 25/19 1 227

+ incomplete pass on PAT attempt

RUSHING

	Att	Yds	Avg	LG	TD
Tyler, Wendell	246	1262	5.1	40	7
Craig, Roger	155	649	4.2	28	7
Harmon, Derrick	39	192	4.9	19	1
Ring, Bill	38	162	4.3	34	3
Montana, Joe	39	118	3.0	15	2
Solomon, Freddie	6	72	12.0	47	1
Cooper, Earl	3	13	4.3	7	0
Monroe, Carl	3	13	4.3	7	0
Runager, Max	1	-5	-5.0	-5	0
Cavanaugh, Matt	4	-11	-2.8	-1	0

49ERS 534 2465 4.6 47 21

OPPONENTS 432 1795 4.2 25 10

RECEIVING

	No	Yds	Avg	LG	TD
Craig, Roger	71	675	9.5	64t	3
Clark, Dwight	52	880	16.9	80t	6
Cooper, Earl	41	459	11.2	26	4
Solomon, Freddie	40	737	18.4	64t	10
Tyler, Wendell	28	230	8.2	26t	2
Francis, Russ	23	285	12.4	32	2
Nehemiah, Renaldo	18	357	19.8	59t	2
Wilson, Mike	17	245	14.4	44	1
Monroe, Carl	11	139	12.6	47	1
Frank, John	7	60	8.6	21	1
Ring, Bill	3	10	3.3	15	0
Harmon, Derrick	1	2	2.0	2	0

49ERS 312 4079 13.1 80t 32

OPPONENTS 298 3744 12.6 61 14

INTERCEPTIONS

	No	Yds	Avg	LG	TD
Turner, Keena	4	51	12.8	21	0
Lott, Ronnie	4	26	6.5	15	0
Shell, Todd	3	81	27.0	53t	1
Hicks, Dwight	3	42	14.0	29	0
McLemore, Dana	2	54	27.0	54t	1
Williamson, Carlton	2	42	21.0	26	0
Fahnhorst, Jim	2	9	4.5	9	0
Wright, Eric	2	0	0.0	0	0
Fuller, Jeff	1	38	38.0	38	0
Bunz, Dan	1	2	2.0	2	0
Clark, Mario	1	0	0.0	0	0

49ERS 25 345 13.8 54t 2

OPPONENTS 10 155 15.5 43 0

KICKOFF RETURNS

	No	Yds	Avg	LG	TD
Monroe, Carl	27	561	20.8	44	0
Harmon, Derrick	13	357	27.5	51	0
McLemore, Dana	3	80	26.7	50	0
Ring, Bill	1	27	27.0	27	0
Wilson, Mike	1	14	14.0	14	0
Cooper, Earl	1	0	0.0	0	0
McIntyre, Guy	1	0	0.0	0	0

49ERS 47 1039 22.1 51 0

OPPONENTS 78 1499 19.2 38 0

PUNT RETURNS

	No	FC	Yds	Avg	LG	TD
McLemore, Dana	45	11	521	11.6	79t	1

49ERS 45 11 521 11.6 79t 1

OPPONENTS 30 4 190 6.3 25 0

PUNTING

	No	Yds	Avg	TB	I-20	LG	Blk
Runager, Max	56	2341	41.8	12	18	59	1
Orosz, Tom	5	195	39.0	0	1	55	0

49ERS 61 2536 40.9 12 19 59 1

OPPONENTS 80 3239 40.5 4 13 58 1

PASSING

	Att	Comp	Pct	Yds	LG	TD	Int	QB
Montana, Joe	432	279	64.6	3630	80t	28	10	102.9
Cavanaugh, Matt	61	33	54.1	449	51t	4	0	99.7
Harmon, Derrick	2	0	0.0	0	0	0	0	39.6
Clark, Dwight	1	0	0.0	0	0	0	0	39.6

49ERS 496 312 62.9 4079 80t 32 10 101.9

OPPONENTS 546 298 54.6 3744 61 14 25 65.6

1985 (10-6/10-7)

Bill Walsh, Coach

L	21	at Minnesota (57,375)/S-8	28
W	35	Atlanta (58,923)/S-15	16
W	34	at Los Angeles Raiders (87,006)/S-22	10
L	17	New Orleans (58,053)/S-29	20
W	38	at Atlanta (44,740)/O-6	17
L	10	Chicago (60,523)/O-13	26
L	21	at Detroit (67,715)/O-20	23
W	28	at Los Angeles Rams (65,939)/O-27	14
W	24	Philadelphia (58,383)/N-3	13
L	16	at Denver (73,173)-MN/N-11	17
W	31	Kansas City (56,447)/N-17	3
W	19	Seattle (57,482)-MN/N-25	6
W	35	at Washington (51,321)/D-1	8
L	20	Los Angeles Rams (60,581)-MN/D-9	27
W	31	at New Orleans (46,065)/D-15	19
W	31	Dallas (60,114)/D-22	16

411 **263**

NFC WILD CARD - DEC. 28

(at Meadowlands, N.J. - Giants Stadium)

L	3	New York Giants (75,842)-SA	17
---	---	-----------------------------	----

TEAM STATISTICS		49ers	Opp
TOTAL FIRST DOWNS		340	293
By Rushing		137	89
By Passing		179	183
By Penalties		24	21
TOTAL YARDS GAINED		5920	5191
By Rushing		2232	1683
By Passing		3688	3508
TOTAL PLAYS FROM SCRIMMAGE		1069	1116
Rushes		477	435
Average Gain Per Rush		4.7	3.9
NET YARDS PASSING		3688	3508
Passes Attempted		550	621
Passes Completed		331	346
Percent Completed		60.2	55.7
Had Intercepted		14	18
Times Sacked		42	60
Lost Attempting to Pass		299	457
PUNTS		86	92
Total Yardage of Punts		3422	3644
Average Length		39.8	39.6
KICKOFF RETURNS		58	72
Total Yards Returned		1269	1485
Average Length of Return		21.9	20.6
PENALTIES		105	106
Yards Penalized		868	778
FUMBLES		29	31
Own Fumbles Recovered		9	14
Opponents' Fumbles Recovered		17	20
FIELD GOALS		13	27
Field Goals Attempted		21	35
TOTAL POINTS SCORED		411	263
Touchdowns Scored		53	26
Touchdowns Rushing		20	10
Touchdowns Passing		28	11
Touchdown Returns		5	5
Extra Points		52	24
Safeties		1	1
AVG. TIME OF POSSESSION		28:45	31:15

SCORING	TDs	Ru	Pa	Int	Fu	KO	Pu	PAT	FG	S	Pts
Wersching, Ray	0	0	0	0	0	0	0	53/52	21/13	0	91
Craig, Roger	15	9	6	0	0	0	0	0/0	0/0	0	90
Clark, Dwight	10	0	10	0	0	0	0	0/0	0/0	0	60
Tyler, Wendell	8	6	2	0	0	0	0	0/0	0/0	0	48
Rice, Jerry	4	1	3	0	0	0	0	0/0	0/0	0	24
Francis, Russ	3	0	3	0	0	0	0	0/0	0/0	0	18
Montana, Joe	3	3	0	0	0	0	0	0/0	0/0	0	18
Wilson, Mike	2	0	2	0	0	0	0	0/0	0/0	0	12
Frank, John	1	0	1	0	0	0	0	0/0	0/0	0	6
McColl, Milt	1	0	0	0	1	0	0	0/0	0/0	0	6
McIntyre, Guy	1	0	0	0	1	0	0	0/0	0/0	0	6

Rookie Names in Italic

(continued)

SCORING	TDs	Ru	Pa	Int	Fu	KO	Pu	PAT	FG	S	Pts
Monroe, Carl	1	0	0	0	0	1	0	0/0	0/0	0	6
Ring, Bill	1	1	0	0	0	0	0	0/0	0/0	0	6
Solomon, Freddie	1	0	1	0	0	0	0	0/0	0/0	0	6
Turner, Keena	1	0	0	0	1	0	0	0/0	0/0	0	6
Williamson, Carlton	1	0	0	1	0	0	0	0/0	0/0	0	6
Harty, John	0	0	0	0	0	0	0	0/0	0/0	1	2

49ERS 53 20 28 1 3 1 0 53/52 21/13 1 411

OPPONENTS* 26 10 11 1 0 12 24/26 35/27 1 263**

*ret. blkd FGA **rcvrd blkd punt (1)

RUSHING	Att	Yds	Avg	LG	TD
Craig, Roger	214	1050	4.9	62t	9
Tyler, Wendell	171	867	5.1	30	6
Montana, Joe	42	153	3.6	16	3
Harmon, Derrick	28	92	3.3	17	0
Rice, Jerry	6	26	4.3	15t	1
Ring, Bill	8	23	2.9	9t	1
Cooper, Earl	2	12	6.0	14	0
Cavanaugh, Matt	4	5	1.3	13	0
Solomon, Freddie	2	4	2.0	6	0
49ERS	477	2232	4.7	62t	20
OPPONENTS	435	1683	3.9	41	10

RECEIVING	No	Yds	Avg	LG	TD
Craig, Roger	92	1016	11.0	73	6
Clark, Dwight	54	705	13.1	49t	10
Rice, Jerry	49	927	18.9	66t	3
Francis, Russ	44	478	10.9	25	3
Solomon, Freddie	25	259	10.4	39	1
Tyler, Wendell	20	154	7.7	16	2
Harmon, Derrick	14	123	8.8	42	0
Wilson, Mike	10	165	16.5	52t	2
Monroe, Carl	10	51	5.1	9	0
Frank, John	7	50	7.1	14	1
Cooper, Earl	4	45	11.3	20	0
Ring, Bill	2	14	7.0	8	0
49ERS	331	3987	12.0	73	28
OPPONENTS	346	3965	11.5	82t	11

INTERCEPTIONS	No	Yds	Avg	LG	TD
Lott, Ronnie	6	68	11.3	25	0
Hicks, Dwight	4	68	17.0	25	0
Williamson, Carlton	3	137	45.7	82	1
Kovach, Jim (N.O./SF)	1	53	53.0	53	0
Shell, Todd	1	33	33.0	33	0
Fuller, Jeff	1	4	4.0	4	0
McLemore, Dana	1	0	0.0	0	0
Walter, Mike	1	0	0.0	0	0
Wright, Eric	1	0	0.0	0	0
49ERS	18	310	17.2	82	1
OPPONENTS	14	80	5.7	41t	1

KICKOFF RETURNS	No	Yds	Avg	LG	TD
Monroe, Carl	28	717	25.6	95t	1
Harmon, Derrick	23	467	20.3	37	0
McLemore, Dana	4	76	19.0	26	0
Rice, Jerry	1	6	6.0	6	0
Lott, Ronnie	1	2	2.0	2	0
Frank, John	1	1	1.0	1	0
49ERS	58	1269	21.9	95t	1
OPPONENTS	72	1485	20.6	86t	1

PUNT RETURNS	No	FC	Yds	Avg	LG	TD
McLemore, Dana	38	14	258	6.8	22	0
49ERS	38	14	258	6.8	22	0
OPPONENTS	33	6	294	8.9	63t	1

PUNTING	No	Yds	Avg	TB	I-20	LG	Blk
Runager, Max	86	3422	39.8	9	30	57	1
49ERS	86	3422	39.3	9	30	57	1
OPPONENTS	92	3644	39.6	7	23	58	0

PASSING	Att	Comp	Pct	Yds	LG	TD	Int	QB
Montana, Joe	494	303	61.3	3653	73	27	13	91.3
Cavanaugh, Matt	54	28	51.9	334	41t	1	1	69.5
Harmon, Derrick	1	0	0.0	0	0	0	0	39.6
Solomon, Freddie	1	0	0.0	0	0	0	0	39.6
49ERS	550	331	60.2	3987	73	28	14	88.8
OPPONENTS	621	346	55.7	3965	82t	11	18	68.9

1986 (10-5-1/10-6-1)

NFC West Champions

Bill Walsh, Coach

W	31	at Tampa Bay (50,780)/S-7	7
L	13	at Los Angeles Rams (65,195)/S-14	16
W	26	New Orleans (58,297)/S-21	17
W	31	at Miami (70,264)/S-28	17
W	35	Indianapolis (57,252)/O-5	14
L	24	Minnesota (58,637)/O-12	(OT) 27
T	10	at Atlanta (55,306)/O-19	(OT) 10
W	31	at G.B. in Milwaukee (50,557)/O-26	17
L	10	at New Orleans (52,234)/N-2	23
W	43	St. Louis (59,172)/N-9	17
L	6	at Washington (54,774)-MN/N-17	14
W	20	Atlanta (58,747)/N-23	0
L	17	New York Giants (59,777)-MN/D-1	21
W	24	New York Jets (58,091)/D-7	10
W	29	at New England (60,787)/D-14	24
W	24	Los Angeles Rams (60,266)-FN/D-19	14
374			247

NFC PLAYOFF - JAN. 4

(at Meadowlands, N.J. - Giants Stadium)

L	3	New York Giants (76,034)	49
---	---	--------------------------	----

TEAM STATISTICS

TOTAL FIRST DOWNS	49ers	Opp
By Rushing	346	285
By Passing	114	97
By Penalties	213	169
TOTAL YARDS GAINED	6082	4880
By Rushing	1986	1555
By Passing	4096	3325
TOTAL PLAYS FROM SCRIMMAGE	1118	1061
Rushes	510	406
Average Gain Per Rush	3.9	3.8
NET YARDS PASSING	4096	3325
Passes Attempted	582	604
Passes Completed	353	324
Percent Completed	60.7	53.6
Had Intercepted	20	39
Times Sacked	26	51
Lost Attempting to Pass	203	448
PUNTS	85	91
Total Yardage of Punts	3450	3765
Average Length	40.6	41.4
KICKOFF RETURNS	42	71
Total Yards Returned	757	1598
Average Length of Return	18.0	22.5
PENALTIES	95	89
Yards Penalized	691	653
FUMBLES	32	31
Own Fumbles Recovered	23	21
Opponents' Fumbles Recovered	10	9
FIELD GOALS	25	15
Field Goals Attempted	35	25
TOTAL POINTS SCORED	374	235
Touchdowns Scored	43	29
Touchdowns Rushing	16	8
Touchdowns Passing	21	18
Touchdown Returns	6	1
Extra Points	41	28
Safeties	0	0

AVG. TIME OF POSSESSION 30:28 29:32

SCORING

Werschling, Ray	0	0	0	0	0	0	0	0	42/41	35/25	0	116
Rice, Jerry	16	1	15	0	0	0	0	0/0	0/0	0/0	0	96
Craig, Roger	7	7	0	0	0	0	0	0/0	0/0	0/0	0	42
Cribbs, Joe	5	5	0	0	0	0	0	0/0	0/0	0/0	0	30
Clark, Dwight	2	0	2	0	0	0	0	0/0	0/0	0/0	0	12
Frank, John	2	0	2	0	0	0	0	0/0	0/0	0/0	0	12
Holmoe, Tom	2	0	0	2	0	0	0	0/0	0/0	0/0	0	12
Francis, Russ	1	0	1	0	0	0	0	0/0	0/0	0/0	0	6
Griffin, Don	1	0	0	0	0	0	1	0/0	0/0	0/0	0	6
Harmon, Derrick	1	1	0	0	0	0	0	0/0	0/0	0/0	0	6
Lott, Ronnie	1	0	0	1	0	0	0	0/0	0/0	0/0	0	6
McKyer, Tim	1	0	0	1	0	0	0	0/0	0/0	0/0	0	6
Moroski, Mike	1	1	0	0	0	0	0	0/0	0/0	0/0	0	6
Nixon, Tory	1	0	0	1	0	0	0	0/0	0/0	0/0	0	6

RoOKIE NAMES IN ITALIC

(continued)

SCORING

Rathman, Tom	1	1	0	0	0	0	0	0/0	0/0	0	0	6
Wilson, Mike	1	0	1	0	0	0	0	0/0	0/0	0	0	6
49ERS	43	16	21	5	0	0	1	42/41	35/25	0	374	
OPPONENTS*	27	8	18	0	0	1	1**	29/28	25/15	0	235	

*ret. blkd FGA **rcvrd blkd punt

RUSHING

	Att	Yds	Avg	LG	TD
Craig, Roger	204	830	4.1	25	7
Cribbs, Joe	152	590	3.9	19	5
Rathman, Tom	33	138	4.2	29t	1
Tyler, Wendell	31	127	4.1	14	0
Harmon, Derrick	27	77	2.9	15	1
Rice, Jerry	10	72	7.2	18	1
Kemp, Jeff	15	49	3.3	12	0
Cherry, Tony	11	42	3.8	10	0
Montana, Joe	17	38	2.2	17	0
Moroski, Mike	6	22	3.7	12	1
Ring, Bill	3	4	1.3	4	0
Frank, John	1	-3	-3.0	-3	0
49ERS	510	1986	3.9	29t	16
OPPONENTS	406	1555	3.8	36	8

RECEIVING

	No	Yds	Avg	LG	TD
Rice, Jerry	86	1570	18.3	66t	15
Craig, Roger	81	624	7.7	48	0
Clark, Dwight	61	794	13.0	45t	2
Francis, Russ	41	505	12.3	52	1
Cribbs, Joe	35	346	9.9	33	0
Rathman, Tom	13	121	9.3	14	0
Wilson, Mike	9	104	11.6	18	1
Frank, John	9	61	6.8	17	2
Harmon, Derrick	8	78	9.8	15	0
Crawford, Derrick	5	70	14.0	42	0
Margerum, Ken	2	12	6.0	6	0
Monroe, Carl	2	6	3.0	5	0
Ring, Bill	1	8	8.0	8	0
49ERS	353	4299	12.2	66t	21
OPPONENTS	324	3773	11.7	84t	18

INTERCEPTIONS

	No	Yds	Avg	LG	TD
Lott, Ronnie	10	134	13.4	57t	1
McKyer, Tim	6	33	5.5	21t	1
Fahnhorst, Jim	4	52	13.0	46	0
Fuller, Jeff	4	44	11.0	26	0
Holmoe, Tom	3	149	49.7	78t	2
Williamson, Carlton	3	3	1.0	2	0
Griffin, Don	3	0	0.0	0	0
Nixon, Tory	2	106	53.0	88t	1
Tuiasosopo, Manu	1	22	22.0	22	0
Cousineau, Tom	1	18	18.0	18	0
Turner, Keena	1	9	9.0	9	0
Haley, Charles	1	8	8.0	8	0

49ERS

OPPONENTS	20	205	10.3	57	0
KICKOFF RETURNS	No	Yds	Avg	LG	TD
Crawford, Derrick	15	280	18.7	34	0
Monroe, Carl	8	139	17.4	25	0
Griffin, Don	5	97	19.4	28	0
Harmon, Derrick	4	82	20.5	28	0
Rathman, Tom	3	66	22.0	22	0
Cherry, Tony	2	29	14.5	17	0
Frank, John	2	24	12.0	16	0
McKyer, Tim	1	15	15.0	15	0
Ring, Bill	1	15	15.0	15	0
Wilson, Mike	1	10	10.0	10	0
49ERS	42	757	18.0	34	0
OPPONENTS	71	1598	22.5	10t	1

PUNT RETURNS

	No	FC	Yds	Avg	LG	TD
Griffin, Don	38	18	377	9.9	76t	1
Crawford, Derrick	4	0	15	3.8	9	0
McKyer, Tim	1	1	5	5.0	5	0
49ERS	43	19	397	9.2	76t	1
OPPONENTS	49	12	373	7.6	39	1

PUNTING

	No	Yds	Avg	TB	I-20	LG	Bik
Runager, Max	83	3450	41.6	8	23	62	2
49ERS	85	3450	40.6	8	23	62	2
OPPONENTS	91	3765	41.4	9	20	73	0

PASSING

	Att	Comp	Pct	Yds	LG	TD	Int	QB
Montana, Joe	307	191	62.2	2236	48	8	9	80.7
Kemp, Jeff	200	119	59.5	1554	66t	11	8	85.7
Moroski, Mike	73	42	57.5	493	52t	2	3	70.2
Rice, Jerry	2	1	50.0	16	16t	0	0	77.1
49ERS	582	353	60.7	4299	66t	21	20	81.1
OPPONENTS	604	324	53.6	3773	84t	18	39	55.8

1988 (10-6/13-6)
NFC West Champions – World Champions
Bill Walsh, Coach

W	34	at New Orleans (66,357)/S-4	33
W	20	at New York Giants (75,948)/S-11	17
L	17	Atlanta (60,168)/S-18	34
W	38	at Seattle (62,382)/S-25	7
W	20	Detroit (58,285)/O-2	13
L	13	Denver (61,711)/O-9	(OT) 16
W	24	at L.A. Rams (65,450)/O-16	21
L	9	at Chicago (65,293)-MN/O-24	10
W	24	Minnesota (60,738)/O-30	21
L	23	at Phoenix (64,544)/N-6	24
L	3	L.A. Raiders (54,448)/N-13	9
W	37	Washington (59,268)-MN/N-21	21
W	48	at San Diego (51,484)/N-27	10
W	13	at Atlanta (44,048)/D-4	3
W	30	New Orleans (62,977)/D-11	17
L	16	L.A. Rams (62,444)-SUN/D-18	38
369			294

NFC PLAYOFF - JAN. 1

(at San Francisco – Candlestick Park)

W	34	Minnesota (61,848)	9
---	----	--------------------	---

NFC CHAMPIONSHIP - JAN. 8

(at Chicago – Soldier Field)

W	28	at Chicago (66,946)	3
---	----	---------------------	---

SUPER BOWL XXIII - JAN. 22

(at Miami – Joe Robbie Stadium)

W	20	Cincinnati (75,129)	16
---	----	---------------------	----

TEAM STATISTICS

	49ers	Opp
TOTAL FIRST DOWNS	326	277
By Rushing	141	90
By Passing	167	160
By Penalties	18	27
TOTAL YARDS GAINED	5900	4575
By Rushing	2523	1588
By Passing	3377	2987
TOTAL PLAYS FROM SCRIMMAGE	1076	1013
Rushes	527	441
Average Gain Per Rush	4.8	3.6
NET YARDS PASSING	3377	2987
Passes Attempted	502	530
Passes Completed	293	292
Percent Completed	58.4	55.1
Had Intercepted	14	22
Times Sacked	47	42
Lost Attempting to Pass	298	297
PUNTS	80	86
Total Yardage of Punts	3093	3522
Average Length	38.7	41.0
KICKOFF RETURNS	55	73
Total Yards Returned	978	1362
Average Length of Return	17.8	18.7
PENALTIES	115	76
Yards Penalized	986	603
FUMBLES	27	30
Own Fumbles Recovered	15	16
Opponents' Fumbles Recovered	14	12
FIELD GOALS	27	18
Field Goals Attempted	38	24
TOTAL POINTS SCORED	369	294
Touchdowns Scored	41	34
Touchdowns Rushing	18	8
Touchdowns Passing	21	25
Touchdown Returns	2	1
Extra Points	40	34
Safeties	1	1
AVG. TIME OF POSSESSION	30:31	29:29

SCORING

	TDs	Ru	Pa	Int	Fu	KO	Pu	PAT	FG	S	Pts
Cofer, Mike	0	0	0	0	0	0	0	41/40	38/27	0	121
Craig, Roger	10	9	1	0	0	0	0	0/0	0/0	0	60
Rice, Jerry	10	1	9	0	0	0	0	0/0	0/0	0	60
Taylor, John	4	0	2	0	0	0	2	0/0	0/0	0	24
Frank, John	3	0	3	0	0	0	0	0/0	0/0	0	18
Montana, Joe	3	3	0	0	0	0	0	0/0	0/0	0	18

RoOKIE NAMES IN ITALIC

(continued)

SCORING

	TDs	Ru	Pa	Int	Fu	KO	Pu	PAT	FG	S	Pts
Wilson, Mike	3	0	3	0	0	0	0	0/0	0/0	0	18
DuBose, Doug	2	2	0	0	0	0	0	0/0	0/0	0	12
Jones, Brent	2	0	2	0	0	0	0	0/0	0/0	0	12
Rathman, Tom	2	2	0	0	0	0	0	0/0	0/0	0	12
McIntyre, Guy	1	0	1	0	0	0	0	0/0	0/0	0	6
Young, Steve	1	1	0	0	0	0	0	0/0	0/0	0	6
Haley, Charles	0	0	0	0	0	0	0	0/0	0/0	1	2

49ERS

41	18	21	0	0	0	2	41/40	38/27	1	369
-----------	-----------	-----------	----------	----------	----------	----------	--------------	--------------	----------	------------

OPPONENTS

34	8	25	1	0	0	0	34/34	24/18	1	294
-----------	----------	-----------	----------	----------	----------	----------	--------------	--------------	----------	------------

RUSHING

	Att	Yds	Avg	LG	TD
Craig, Roger	310	1502	4.8	46t	9
Rathman, Tom	102	427	4.2	26	2
Young, Steve	27	184	6.8	49t	1
Montana, Joe	38	132	3.5	15	3
DuBose, Doug	24	116	4.8	37t	2
Rice, Jerry	13	107	8.2	29	1
Sydney, Harry	9	50	5.6	13	0
Flagler, Terrence	3	5	1.7	4	0
Helton, Barry	1	0	0.0	0	0

49ERS

527	2523	4.8	49t	18
------------	-------------	------------	------------	-----------

OPPONENTS

441	1588	3.6	36t	8
------------	-------------	------------	------------	----------

RECEIVING

	No	Yds	Avg	LG	TD
Craig, Roger	76	534	7.0	22	1
Rice, Jerry	64	1306	20.4	96t	9
Rathman, Tom	42	382	9.1	24	0
Wilson, Mike	33	405	12.3	31	3
Frank, John	16	195	12.2	38	3
Taylor, John	14	325	23.2	73t	2
Heller, Ron	14	140	10.0	22	0
Greer, Terry	8	120	15.0	31	0
Jones, Brent	8	57	7.1	18t	2
DuBose, Doug	6	57	9.5	13	0
Flagler, Terrence	4	72	18.0	57	0
Chandler, Wes	4	33	8.3	9	0
Sydney, Harry	2	18	9.0	9	0
McIntyre, Guy	1	17	17.0	17t	1
Nicholas, Calvin	1	14	14.0	14	0

49ERS

293	3675	12.5	96t	21
------------	-------------	-------------	------------	-----------

OPPONENTS

292	3284	11.3	67t	25
------------	-------------	-------------	------------	-----------

INTERCEPTIONS

	No	Yds	Avg	LG	TD
McKyer, Tim	7	11	1.6	7	0
Lott, Ronnie	5	59	11.8	44	0
Fuller, Jeff	4	18	4.5	10	0
Holmoe, Tom	2	0	0.0	0	0
Wright, Eric	2	-2	-1.0	0	0
Turner, Keena	1	2	2.0	2	0
Carter, Michael	1	0	0.0	0	0

49ERS

22	88	4.0	44	0
-----------	-----------	------------	-----------	----------

OPPONENTS

14	185	13.2	47t	1
-----------	------------	-------------	------------	----------

KICKOFF RETURNS

	No	Yds	Avg	LG	TD
DuBose, Doug	32	608	19.0	44	0
Taylor, John	12	225	18.8	29	0
Rodgers, Del	6	98	16.3	24	0
Craig, Roger	2	32	16.0	17	0
Sydney, Harry	1	8	8.0	8	0
Thomas, Chuck	1	5	5.0	5	0
Wilson, Mike	1	2	2.0	2	0

49ERS

55	978	17.8	44	0
-----------	------------	-------------	-----------	----------

OPPONENTS

73	1362	18.7	40	1
-----------	-------------	-------------	-----------	----------

PUNT RETURNS

	No	FC	Yds	Avg	LG	TD
Taylor, John	44	7	556	12.6	95t	2
Chandler, Wes	6	5	28	4.7	13	0
Griffin, Don	4	3	28	7.0	10	0

49ERS

54	15	612	11.3	95t	2
-----------	-----------	------------	-------------	------------	----------

OPPONENTS

47	10	426	9.1	41	0
-----------	-----------	------------	------------	-----------	----------

PUNTING

	No	Yds	Avg	TB	I-20	LG	Blk
Helton, Barry	78	3069	39.4	5	22	53	1
Runager, Max	1	24	24.0	0	0	24	0

49ERS

79	3093	39.2	5	22	53	1
-----------	-------------	-------------	----------	-----------	-----------	----------

OPPONENTS

86	3522	41.0	5	21	57	0
-----------	-------------	-------------	----------	-----------	-----------	----------

PASSING

	Att	Comp	Pct	Yds	LG	TD	Int	QB
Montana, Joe	397	238	60.0	2981	96t	18	10	87.9
Young, Steve	101	54	53.5	680	73t	3	3	72.2
Rice, Jerry	3	1	33.3	14	14	0	1	9.7
Sydney, Harry	1	0	0.0	0	0	0	0	39.6

49ERS

502	293	58.4	3675	96t	21	14	83.5
------------	------------	-------------	-------------	------------	-----------	-----------	-------------

OPPONENTS

530	292	55.1	3284	67t	25	22	72.2
------------	------------	-------------	-------------	------------	-----------	-----------	-------------

1989 (14-2/17-2)
NFC West Champions – World Champions
George Seifert, Coach

W	30	at Indianapolis (60,111)/S–10	24
W	20	at Tampa Bay (64,087)/S–17	16
W	38	at Philadelphia (66,042)/S–24	28
L	12	Los Angeles Rams (64,250)/O–1	13
W	24	at New Orleans (60,488)/O–8	20
W	31	at Dallas (61,077)/O–15	14
W	37	New England (70,000)/O–22+	20
W	23	at New York Jets (62,805)/O–29	10
W	31	New Orleans (60,667)–MN/N–6	13
W	45	Atlanta (59,914)/N–12	3
L	17	Green Bay (62,219)/N–19	21
W	34	New York Giants (63,461)–MN/N–27	24
W	23	at Atlanta (43,128)/D–3	10
W	30	at Los Angeles Rams (67,959)–MN/D–11	27
W	21	Buffalo (60,927)/D–17	10
W	26	Chicago (60,207)/D–24	0

442 **253**

NFC PLAYOFF - JAN. 6

(at San Francisco – Candlestick Park)

W	41	Minnesota (64,585)–SA	13
---	----	-----------------------	----

NFC CHAMPIONSHIP - JAN. 14

(at San Francisco – Candlestick Park)

W	30	Los Angeles Rams (64,769)	3
---	----	---------------------------	---

SUPER BOWL XXIV - JAN. 28

(at New Orleans – Louisiana Superdome)

W	55	Denver (72,919)	10
---	----	-----------------	----

+ Game played at Stanford Stadium due to Bay Area earthquake – October 17, 1989

TEAM STATISTICS	49ers	Opp
TOTAL FIRST DOWNS	350	283
By Rushing	124	76
By Passing	209	178
By Penalties	17	29
TOTAL YARDS GAINED	6268	4618
By Rushing	1966	1383
By Passing	4302	3235
TOTAL PLAYS FROM SCRIMMAGE	1021	979
Rushes	493	372
Average Gain Per Rush	4.0	3.7
NET YARDS PASSING	4302	3235
Passes Attempted	483	564
Passes Completed	339	316
Percent Completed	70.2	56.0
Had Intercepted	11	21
Times Sacked	45	43
Lost Attempting to Pass	282	333
PUNTS	55	74
Total Yardage of Punts	2226	2875
Average Length	40.5	38.9
KICKOFF RETURNS	51	76
Total Yards Returned	954	1435
Average Length of Return	18.7	18.9
PENALTIES	109	75
Yards Penalized	922	581
FUMBLES	32	34
Own Fumbles Recovered	18	18
Opponents' Fumbles Recovered	16	14
FIELD GOALS	29	23
Field Goals Attempted	36	31
TOTAL POINTS SCORED	442	253
Touchdowns Scored	51	26
Touchdowns Rushing	14	9
Touchdowns Passing	35	15
Touchdown Returns	2	2
Extra Points	49	26
Safeties	0	1
AVG. TIME OF POSSESSION	31:45	28:15

SCORING	TDs	Ru	Pa	Int	Fu	KO	Pu	PAT	FG	S	Pts
Cofer, Mike	0	0	0	0	0	0	0	51/49	36/29	0	136
Rice, Jerry	17	0	17	0	0	0	0	0/0	0/0	0	102
Taylor, John	10	0	10	0	0	0	0	0/0	0/0	0	60
Craig, Roger	7	6	1	0	0	0	0	0/0	0/0	0	42
Jones, Brent	4	0	4	0	0	0	0	0/0	0/0	0	24
Montana, Joe	3	3	0	0	0	0	0	0/0	0/0	0	18
Rathman, Tom	2	1	1	0	0	0	0	0/0	0/0	0	12

(continued)

SCORING	TDs	Ru	Pa	Int	Fu	KO	Pu	PAT	FG	S	Pts
Young, Steve	2	2	0	0	0	0	0	0/0	0/0	0	12
Flagler, Terrence	1	1	0	0	0	0	0	0/0	0/0	0	6
Haley, Charles	1	0	0	0	1	0	0	0/0	0/0	0	6
Henderson, Keith	1	1	0	0	0	0	0	0/0	0/0	0	6
Jackson, Johnny*	1	0	0	0	0	0	0	0/0	0/0	0	6
Walls, Wesley	1	0	1	0	0	0	0	0/0	0/0	0	6
Wilson, Mike	1	0	1	0	0	0	0	0/0	0/0	0	6
49ERS	51	14	35	0	1	0	0	51/49	36/29	0	442
OPPONENTS	26	9	15	0	1	0	1**	26/26	31/23	1	253

*ret blkd FGA **rcvrd blkd punt

RUSHING	Att	Yds	Avg	LG	TD
Craig, Roger	271	1054	3.9	27	6
Rathman, Tom	79	305	3.9	13	1
Montana, Joe	49	227	4.6	19	3
Flagler, Terrence	33	129	3.9	29t	1
Young, Steve	38	126	3.3	22	2
Sydney, Harry	9	56	6.2	18	0
Rice, Jerry	5	33	6.6	17	0
Henderson, Keith	7	30	4.3	11t	1
Taylor, John	1	6	6.0	6	0
Helton, Barry	1	0	0.0	0	0
49ERS	493	1966	4.0	29t	14
OPPONENTS	372	1383	3.7	23	9

RECEIVING	No	Yds	Avg	LG	TD
Rice, Jerry	82	1483	18.1	68t	17
Rathman, Tom	73	616	8.4	36	1
Taylor, John	60	1077	18.0	95t	10
Craig, Roger	49	473	9.7	44	1
Jones, Brent	40	500	12.5	36t	4
Wilson, Mike	9	103	11.4	19	1
Sydney, Harry	9	71	7.9	13	0
Flagler, Terrence	6	51	8.5	30	0
Walls, Wesley	4	16	4.0	9	1
Henderson, Keith	3	130	43.3	78	0
Williams, Jamie	3	38	12.7	17	0
Greer, Terry	1	26	26.0	26	0
49ERS	339	4584	13.5	95t	35
OPPONENTS	316	3568	11.3	65t	15

INTERCEPTIONS	No	Yds	Avg	LG	TD
Lott, Ronnie	5	34	6.8	28	0
Brooks, Chet	3	31	10.3	19	0
Wright, Eric	2	37	18.5	23	0
Jackson, Johnny	2	35	17.5	19	0
Griffin, Don	2	6	3.0	3	0
Turner, Keena	1	42	42.0	42	0
Holmoe, Tom	1	23	23.0	23	0
McKyer, Tim	1	18	18.0	18	0
Romanowski, Bill	1	13	13.0	13	0
Pollard, Darryl	1	12	12.0	12	0
Millen, Matt	1	10	10.0	10	0
DeLong, Keith	1	1	1.0	1	0
49ERS	21	262	12.5	42	0
OPPONENTS	11	140	12.7	35	0

KICKOFF RETURNS	No	Yds	Avg	LG	TD
Flagler, Terrence	32	643	20.1	41	0
Tillman, Spencer	10	206	20.6	60	0
Sydney, Harry	3	16	5.3	16	0
Taylor, John	2	51	25.5	27	0
Henderson, Keith	2	21	10.5	13	0
Greer, Terry	1	17	17.0	17	0
Jackson, Johnny	1	0	0.0	0	0
49ERS	51	954	18.7	60	0
OPPONENTS	76	1435	18.9	37	0

PUNT RETURNS	No	FC	Yds	Avg	LG	TD	
Taylor, John	36	20	417	11.6	37	0	
Greer, Terry	1	0	3	3.0	3	0	
Griffin, Don	1	0	9	9.0	9	0	
Romanowski, Bill	1	0	0	0.0	0	0	
49ERS	39	20	429	11.0	37	0	
OPPONENTS	35	4	361	10.3	22	0	
PUNTING	No	Yds	Avg	TB	I-20	Bik	
Helton, Barry	55	2226	40.5	6	13	56	1
49ERS	55	2226	39.8	6	13	56	1
OPPONENTS	74	2875	38.9	4	18	57	0

PASSING	Att	Comp	Pct	Yds	LG	TD	Int	QB
Montana, Joe	386	271	70.2	3521	95t	26	8	112.4
Young, Steve	92	64	69.6	1001	50t	8	3	120.8
Bono, Steve	5	4	80.0	62	45t	1	0	157.9
49ERS	483	339	70.2	4584	95t	35	11	114.8
OPPONENTS	564	316	56.0	3568	65t	15	21	68.5

1990 (14-2/15-3)

NFC West Champions

George Seifert, Coach

W	13	at New Orleans (68,629)–MN/S–10	12
W	26	Washington (64,287)/S–16	13
W	19	Atlanta (62,858)/S–23	13
–	–	BYE/S–30	–
W	24	at Houston (59,931)/O–7	21
W	45	at Atlanta (57,921)/O–14	35
W	27	Pittsburgh (64,301)/O–21	7
W	20	Cleveland (63,672)/O–28	17
W	24	at Green Bay (58,835)/N–4	20
W	24	at Dallas (62,966)–SUN/N–11	6
W	31	Tampa Bay (62,221)/N–18	7
L	17	Los Angeles Rams (62,633)/N–25	28
W	7	New York Giants (66,092)–MN/D–3	3
W	20	at Cincinnati (60,084)/D–9	(OT) 17
W	26	at Los Angeles Rams (65,619)–MN/D–17	10
L	10	New Orleans (60,112)/D–23	13
W	20	at Minnesota (51,590)/D–30	17

353 239

NFC PLAYOFF - JAN. 12

W	28	(at San Francisco – Candlestick Park) Washington (65,292)–SA	10
---	----	---	----

NFC CHAMPIONSHIP - JAN. 20

L	13	(at San Francisco – Candlestick Park) New York Giants (66,334)	15
---	----	---	----

TEAM STATISTICS

	49ers	Opp
TOTAL FIRST DOWNS	324	250
By Rushing	107	77
By Passing	201	157
By Penalties	16	16
TOTAL YARDS GAINED	5895	4273
By Rushing	1718	1258
By Passing	4177	3015
TOTAL PLAYS FROM SCRIMMAGE	1074	919
Rushes	454	353
Average Gain Per Rush	3.8	3.6
NET YARDS PASSING	4177	3015
Passes Attempted	583	522
Passes Completed	360	265
Percent Completed	61.8	50.8
Had Intercepted	16	17
Times Sacked	37	44
Lost Attempting to Pass	194	263
PUNTS	70	82
Total Yardage of Punts	2537	3280
Average Length	36.2	40.0
KICKOFF RETURNS	53	66
Total Yards Returned	965	1284
Average Length of Return	18.2	19.5
PENALTIES	104	85
Yards Penalized	828	641
FUMBLES	24	21
Own Fumbles Recovered	10	7
Opponents' Fumbles Recovered	14	14
FIELD GOALS	24	19
Field Goals Attempted	36	23
TOTAL POINTS SCORED	353	239
Touchdowns Scored	40	26
Touchdowns Rushing	12	7
Touchdowns Passing	28	17
Touchdown Returns	0	2
Extra Points	39	26
Safeties	1	0
AVG. TIME OF POSSESSION	32:49	27:11

SCORING	TDs	Ru	Pa	Int	Fu	KO	Pu	PAT	FG	S	Pts
Cofer, Mike	0	0	0	0	0	0	0	39/39	36/24	0	111
Rice, Jerry	13	0	13	0	0	0	0	0/0	0/0	0	78
Rathman, Tom	7	7	0	0	0	0	0	0/0	0/0	0	42
Taylor, John	7	0	7	0	0	0	0	0/0	0/0	0	42
Jones, Brent	5	0	5	0	0	0	0	0/0	0/0	0	30

Rookie Names in Italic

(continued)

SCORING	TDs	Ru	Pa	Int	Fu	KO	Pu	PAT	FG	S	Pts
Sydney, Harry	3	2	1	0	0	0	0	0/0	0/0	0	18
Sherrard, Mike	2	0	2	0	0	0	0	0/0	0/0	0	12
Craig, Roger	1	1	0	0	0	0	0	0/0	0/0	0	6
<i>Carter, Dexter</i>	1	1	0	0	0	0	0	0/0	0/0	0	6
Montana, Joe	1	1	0	0	0	0	0	0/0	0/0	0	6
Turner, Keena	0	0	0	0	0	0	0	0/0	0/0	1	2
49ERS	40	12	28	0	0	0	0	39/39	36/24	1	353
OPPONENTS	26	7	17	1	0	0	1*	26/26	23/19	0	239

*ret. blkd punt

RUSHING	Att	Yds	Avg	LG	TD
<i>Carter, Dexter</i>	114	460	4.0	74t	1
Craig, Roger	141	439	3.1	26	1
Rathman, Tom	101	318	3.2	22	7
Sydney, Harry	35	166	4.7	19	2
Montana, Joe	40	162	4.1	20	1
Young, Steve	15	159	10.6	31	0
Henderson, Keith	6	14	2.3	9	0
Rice, Jerry	2	0	0.0	2	0
49ERS	454	1718	3.8	74t	12
OPPONENTS	353	1258	3.6	27	7

RECEIVING	No	Yds	Avg	LG	TD
Rice, Jerry	100	1502	15.0	64t	13
Jones, Brent	56	747	13.3	67t	5
Taylor, John	49	748	15.3	78t	7
Rathman, Tom	48	327	6.8	28	0
<i>Carter, Dexter</i>	25	217	8.7	26	0
Craig, Roger	25	201	8.0	31	0
Sherrard, Mike	17	264	15.5	43t	2
Sydney, Harry	10	116	11.6	23t	1
Williams, Jamie	9	54	6.0	9	0
Wilson, Mike	7	89	12.7	34	0
<i>Lewis, Ron</i>	5	44	8.8	14	0
Walls, Wesley	5	27	5.4	11	0
Henderson, Keith	4	35	8.7	9	0
49ERS	360	4371	12.1	78t	28
OPPONENTS	265	3278	12.4	75t	17

INTERCEPTIONS	No	Yds	Avg	LG	TD
Waymer, Dave	7	64	9.1	24	0
Griffin, Don	3	32	10.7	23	0
Lott, Ronnie	3	26	8.7	15	0
<i>Lewis, Kevin</i>	1	28	28.0	28	0
Plummer, Bruce (Den/SF)	1	16	16.0	16	0
<i>Davis, Eric</i>	1	13	13.0	13	0
Millen, Matt	1	8	8.0	8	0
Pollard, Darryl	1	0	0.0	0	0
49ERS	17	171	10.1	28	0
OPPONENTS	16	176	11.0	65t	1

KICKOFF RETURNS	No	Yds	Avg	LG	TD
<i>Carter, Dexter</i>	41	783	19.1	35	0
Tillman, Spencer	6	111	18.5	30	0
Sydney, Harry	2	33	16.5	19	0
Williams, Jamie	2	7	3.5	7	0
Walls, Wesley	1	16	16.0	16	0
Griffin, Don	1	15	15.0	15	0
49ERS	53	965	18.2	35	0
OPPONENTS	66	1284	19.5	50	0

PUNT RETURNS	No	FC	Yds	Avg	LG	TD
Taylor, John	26	5	212	8.2	30	0
Griffin, Don	16	8	105	6.6	20	0
<i>Davis, Eric</i>	5	3	38	7.6	24	0
Wilson, Mike	1	0	1	1.0	1	0
49ERS	48	16	356	7.4	30	0
OPPONENTS	30	13	215	7.2	20	0

PUNTING	No	Yds	Avg	TB	I-20	LG	Blk
Helton, Barry	69	2537	36.8	8	15	56	1
49ERS	70	2537	36.2	8	15	56	1
OPPONENTS	82	3280	40.0	6	15	59	0

PASSING	Att	Comp	Pct	Yds	LG	TD	Int	QB
Montana, Joe	520	321	61.7	3944	78t	26	16	89.0
Young, Steve	62	38	61.3	427	34t	2	0	92.6
Helton, Barry	1	1	100.0	0	0	0	0	79.2
49ERS	583	360	61.8	4371	78t	28	16	89.4
OPPONENTS	522	265	50.8	3278	75t	17	17	67.8

1991 (10-6)

George Seifert, Coach

L	14	at New York Giants (76,319)–MN/S–2	16
W	34	San Diego (60,753)/S–8	14
L	14	at Minnesota (59,148)/S–15	17
W	27	Los Angeles Rams (63,871)/S–22	10
L	6	at Los Angeles Raiders (91,494)/S–29	12
–	–	BYE/O–6	–
L	34	Atlanta (57,343)/O–13	39
W	35	Detroit (61,240)/O–20	3
W	23	at Philadelphia (65,796)/O–27	7
L	14	at Atlanta (51,259)/N–3	17
L	3	at New Orleans (68,591)/N–10	10
W	14	Phoenix (50,180)/N–17	10
W	33	at Los Angeles Rams (61,881)–MN/N–25	10
W	38	New Orleans (62,092)/D–1	24
W	24	at Seattle (56,711)/D–8	22
W	28	Kansas City (62,672)/SA/D–14	14
W	52	Chicago (60,419)–MN/D–23	14
393			239

TEAM STATISTICS

	49ers	Opp
TOTAL FIRST DOWNS	336	260
By Rushing	112	86
By Passing	197	155
By Penalties	27	19
TOTAL YARDS GAINED	5858	4554
By Rushing	1861	1512
By Passing	3997	3042
TOTAL PLAYS FROM SCRIMMAGE	986	929
Rushes	440	399
Average Gain Per Rush	4.2	3.8
NET YARDS PASSING	3997	3042
Passes Attempted	522	499
Passes Completed	325	267
Percent Completed	62.3	53.5
Had Intercepted	12	12
Times Sacked	24	31
Lost Attempting to Pass	170	212
PUNTS	56	82
Total Yardage of Punts	2197	3365
Average Length	39.2	41.0
KICKOFF RETURNS	50	66
Total Yards Returned	1028	1288
Average Length of Return	20.6	19.5
PENALTIES	114	84
Yards Penalized	902	782
FUMBLES	33	32
Own Fumbles Recovered	14	16
Opponents' Fumbles Recovered	16	19
FIELD GOALS	14	22
Field Goals Attempted	28	25
TOTAL POINTS SCORED	393	239
Touchdowns Scored	50	25
Touchdowns Rushing	19	8
Touchdowns Passing	29	16
Touchdown Returns	2	1
Extra Points	49	23
Safeties	1	0
AVG. TIME OF POSSESSION	31:34	28:26

SCORING

	TDs	Ru	Pa	Int	Fu	KO	Pu	PAT	FG	S	Pts
Cofer, Mike	0	0	0	0	0	0	0	50/49	28/14	0	91
Rice, Jerry	14	0	14	0	0	0	0	0/0	0/0	0	84
Taylor, John	9	0	9	0	0	0	0	0/0	0/0	0	54
Sydney, Harry	7	5	2	0	0	0	0	0/0	0/0	0	42
Rathman, Tom	6	6	0	0	0	0	0	0/0	0/0	0	36
Carter, Dexter	4	2	1	0	0	1	0	0/0	0/0	0	24
Young, Steve	4	4	0	0	0	0	0	0/0	0/0	0	24
Henderson, Keith	2	2	0	0	0	0	0	0/0	0/0	0	12
Sherrard, Mike	2	0	2	0	0	0	0	0/0	0/0	0	12
Griffin, Don	1	0	0	0	1	0	0	0/0	0/0	0	6
Williams, Jamie	1	0	1	0	0	0	0	0/0	0/0	0	6
Jordan, Darin	0	0	0	0	0	0	0	0/0	0/0	1	2
49ERS	50	19	29	0	1	1	0	50/49	28/14	1	393
OPPONENTS	25	8	16	0	0	1	0	25/23	25/22	0	239

RUSHING	Att	Yds	Avg	LG	TD
Henderson, Keith	137	561	4.1	25	2
Young, Steve	66	415	6.3	21	4
Carter, Dexter	85	379	4.5	53t	2
Sydney, Harry	57	245	4.3	32	5
Rathman, Tom	63	183	2.9	16	6
Bono, Steve	17	46	2.7	18	0
Tillman, Spencer	13	40	3.1	8	0
Rice, Jerry	1	2	2.0	2	0
Prokop, Joe	1	–10	–10.0	–10	0
49ERS	440	1861	4.2	53t	19
OPPONENTS	399	1512	3.8	37	8

RECEIVING	No	Yds	Avg	LG	TD
Rice, Jerry	80	1206	15.1	73t	14
Taylor, John	64	1011	15.8	97t	9
Rathman, Tom	34	286	8.4	32	0
Henderson, Keith	30	303	10.1	23	0
Jones, Brent	27	417	15.4	41	0
Sherrard, Mike	24	296	12.3	31	2
Carter, Dexter	23	253	11.0	26	1
Williams, Jamie	22	235	10.7	21	1
Sydney, Harry	13	90	6.9	19	2
Beach, Sanjay	4	43	10.8	20	0
Walls, Wesley	2	24	12.0	21	0
Tillman, Spencer	2	3	1.5	3	0
49ERS	325	4167	12.8	97t	29
OPPONENTS	267	3254	12.2	51	16

INTERCEPTIONS	No	Yds	Avg	LG	TD
Waymer, Dave	4	77	19.3	42	0
Lewis, Kevin	2	20	10.0	20	0
Jackson, Johnny	1	11	11.0	11	0
Romanowski, Bill	1	7	7.0	7	0
Lee, Mark	1	5	5.0	5	0
Whitmore, David	1	5	5.0	5	0
Bowles, Todd	1	0	0.0	0	0
Griffin, Don	1	0	0.0	0	0
49ERS	12	125	10.4	42	0
OPPONENTS	12	82	6.8	37	0

KICKOFF RETURNS	No	Yds	Avg	LG	TD
Carter, Dexter	37	839	22.7	98t	1
Tillman, Spencer	9	132	14.7	27	0
Beach, Sanjay	2	37	18.5	23	0
Sydney, Harry	1	13	13.0	13	0
Whitmore, David	1	7	7.0	7	0
49ERS	50	1028	20.6	98t	1
OPPONENTS	66	1288	19.5	100t	0

PUNT RETURNS	No	FC	Yds	Avg	LG	TD
Taylor, John	31	14	267	8.6	24	0
Bach, Sanjay	10	0	53	5.3	15	0
Lewis, Kevin	1	0	0	0.0	0	0
Griffin, Don	0	1	0	0.0	0	0
49ERS	42	15	320	7.6	24	0
OPPONENTS	30	6	239	8.0	23	0

PUNTING	No	Yds	Avg	TB	I-20	LG	Blk
Prokop, Joe	40	1541	38.5	1	8	58	0
Mojsiejenko, Ralf	16	656	41.0	4	0	55	0
49ERS	56	2197	39.2	5	8	58	0
OPPONENTS	82	3365	41.0	10	17	58	0

PASSING	Att	Comp	Pct	Yds	LG	TD	Int	QB
Young, Steve	279	180	64.5	2517	97t	17	8	101.8
Bono, Steve	237	141	59.5	1617	78	11	4	88.5
Musgrave, Bill	5	4	80.0	33	15t	1	0	133.8
Sydney, Harry	1	0	0.0	0	0	0	0	39.6
49ERS	522	325	62.3	4167	97t	29	12	96.2
OPPONENTS	499	267	53.5	3254	51	16	12	74.5

1992 (14-2/15-3)

NFC West Champions
George Seifert, Coach

W	31	at New York Giants (74,519)/S-6	14
L	31	Buffalo (64,053)/S-13	34
W	31	at New York Jets (71,020)/S-20	14
W	16	at New Orleans (68,591)-SUN/S-27	10
W	27	Los Angeles Rams (63,071)/O-4	24
W	24	at New England (54,126)/O-11	12
W	56	Atlanta (63,302)/O-18	17
-	-	BYE/O-25	-
L	14	at Phoenix (47,642)/N-1	24
W	41	at Atlanta (67,404)-MN/N-9	3
W	21	New Orleans (64,895)/N-15	20
W	27	at Los Angeles Rams (65,858)/N-22	10
W	20	Philadelphia (63,374)/N-29	14
W	27	Miami (58,474)/D-6	3
W	20	at Minnesota (60,685)/D-13	17
W	21	Tampa Bay (60,519)/D-19	14
W	24	Detroit (55,907)-MN/D-28	6

431 **NFC PLAYOFF - JAN. 9** **236**

(at San Francisco - Candlestick Park)

W	20	Washington (64,991)-SA	13
---	----	------------------------	----

NFC CHAMPIONSHIP - JAN. 17

(at San Francisco - Candlestick Park)

L	20	Dallas (64,920)	30
---	----	-----------------	----

TEAM STATISTICS		49ers	Opp
TOTAL FIRST DOWNS		344	277
By Rushing		135	90
By Passing		192	174
By Penalties		17	13
TOTAL YARDS GAINED		6195	4787
By Rushing		2315	1418
By Passing		3880	3369
TOTAL PLAYS FROM SCRIMMAGE		994	943
Rushes		482	351
Average Gain Per Rush		4.8	4.0
NET YARDS PASSING		3880	3369
Passes Attempted		480	551
Passes Completed		319	320
Percent Completed		66.5	58.1
Had Intercepted		9	17
Times Sacked		32	41
Lost Attempting to Pass		174	273
PUNTS		49	76
Total Yardage of Punts		1918	3134
Average Length		39.1	41.2
KICKOFF RETURNS		42	66
Total Yards Returned		879	1273
Average Length of Return		20.9	19.3
PENALTIES		80	79
Yards Penalized		636	651
FUMBLES		29	23
Own Fumbles Recovered		16	11
Opponents' Fumbles Recovered		12	13
FIELD GOALS		18	16
Field Goals Attempted		27	20
TOTAL POINTS SCORED		431	236
Touchdowns Scored		54	27
Touchdowns Rushing		22	5
Touchdowns Passing		29	20
Touchdown Returns		3	2
Extra Points		53	26
Safeties		0	0
AVG. TIME OF POSSESSION		32:19	27:41

SCORING	TDs	Ru	Pa	Int	Fu	KO	Pu	PAT	FG	S	Pts
Cofer, Mike	0	0	0	0	0	0	0	54/53	27/18	0	107
Rice, Jerry	11	1	10	0	0	0	0	0/0	0/0	0	66
Watters, Ricky	11	9	2	0	0	0	0	0/0	0/0	0	66
Rathman, Tom	9	5	4	0	0	0	0	0/0	0/0	0	54
Jones, Brent	4	0	4	0	0	0	0	0/0	0/0	0	24
Lee, Amp	4	2	2	0	0	0	0	0/0	0/0	0	24
Young, Steve	4	4	0	0	0	0	0	0/0	0/0	0	24
Taylor, John	3	0	3	0	0	0	0	0/0	0/0	0	18

Rookie Names in *Italic*

(continued)

SCORING	TDs	Ru	Pa	Int	Fu	KO	Pu	PAT	FG	S	Pts	
Turner, Odessa	2	0	2	0	0	0	0	0/0	0/0	0	12	
Carter, Dexter	1	0	1	0	0	0	0	0/0	0/0	0	6	
Hanks, Merton	1	0	0	0	0	0	1	0/0	0/0	0	6	
Johnson, John	1	0	0	1	0	0	0	0/0	0/0	0	6	
Logan, Marc	1	1	0	0	0	0	0	0/0	0/0	0	6	
Sherrard, Mike	1	0	0	0	1	0	0	0/0	0/0	0	6	
Williams, Jamie	1	0	1	0	0	0	0	0/0	0/0	0	6	
49ERS	54	22	29	1	1	0	1	54/53	27/18	0	431	
OPPONENTS	27	5	20	2	0	0	0	27/26	20/16	0	236	
RUSHING	Att	Yds	Avg	LG	TD							
Watters, Ricky	206	1013	4.9	43	9							
Young, Steve	76	537	7.1	39t	4							
Lee, Amp	91	362	4.0	43	2							
Rathman, Tom	57	194	3.4	17	5							
Rice, Jerry	9	58	6.4	26t	1							
Logan, Marc	8	44	5.5	26	1							
Henderson, Keith	10	37	3.7	9	0							
Montana, Joe	3	28	9.3	16	0							
Bono, Steve	15	23	1.5	19	0							
Taylor, John	1	10	10.0	10	0							
Carter, Dexter	4	9	2.3	6	0							
Wilmsmeyer, Klaus	2	0	0.0	10	0							
49ERS	482	2315	4.8	43	22							
OPPONENTS	351	1418	4.0	35	5							
RECEIVING	No	Yds	Avg	LG	TD							
Rice, Jerry	84	1201	14.3	80t	10							
Jones, Brent	45	628	14.0	43	4							
Rathman, Tom	44	343	7.8	27t	4							
Watters, Ricky	43	405	9.4	35	2							
Sherrard, Mike	38	607	16.0	56	0							
Taylor, John	25	428	17.1	54t	3							
Lee, Amp	20	102	5.1	17	2							
Turner, Odessa	9	200	22.2	57	2							
Williams, Jamie	7	76	10.9	21	1							
Logan, Marc	2	17	8.5	13	0							
Carter, Dexter	1	43	43.0	43t	1							
Henderson, Keith	1	4	4.0	4	0							
49ERS	319	4054	12.7	80t	29							
OPPONENTS	320	3642	11.4	55t	20							
INTERCEPTIONS	No	Yds	Avg	LG	TD							
Griffin, Don	5	4	0.8	2	0							
Davis, Eric	3	52	17.3	37	0							
Hall, Dana	2	34	17.0	34	0							
Hanks, Merton	2	5	2.5	4	0							
Johnson, John	1	56	56.0	56t	1							
Roberts, Larry	1	19	19.0	19	0							
DeLong, Keith	1	2	2.0	2	0							
Brown, Dennis	1	0	0.0	0	0							
Whitmore, David	1	0	0.0	0	0							
49ERS	17	172	10.1	56t	1							
OPPONENTS	9	126	14.0	51t	2							
KICKOFF RETURNS	No	Yds	Avg	LG	TD							
Logan, Marc	22	478	21.7	82	0							
Lee, Amp	14	276	19.7	33	0							
Grant, Alan	3	70	23.3	47	0							
Carter, Dexter	2	55	27.5	32	0							
Turner, Odessa	1	0	0.0	0	0							
49ERS	42	879	20.9	82	0							
OPPONENTS	66	1273	19.3	45	0							
PUNT RETURNS	No	FC	Yds	Avg	LG	TD						
Grant, Alan	29	10	249	8.6	46	0						
Griffin, Don	6	2	69	11.5	29	0						
Lewis, Ronald	4	0	23	5.8	9	0						
Hanks, Merton	1	0	48	48.0	48t	1						
49ERS	40	12	389	9.7	48t	1						
OPPONENTS	23	9	177	7.7	27	0						
PUNTING	No	Yds	Avg	TB	I-20	LG	Bik					
Wilmsmeyer, Klaus	49	1918	39.1	2	19	58	0					
49ERS	49	1918	39.1	2	19	58	0					
OPPONENTS	76	3134	41.2	7	23	71	0					
PASSING	Att	Comp	Pct	Yds	LG	TD	Int	QB				
Young, Steve	402	268	66.7	3465	80t	25	7	107.0				
Bono, Steve	56	36	64.3	463	36	2	2	87.1				
Montana, Joe	21	15	71.4	126	17	2	0	118.4				
Watters, Ricky	1	0	0.0	0	0	0	0	39.6				
49ERS	480	319	66.5	4054	80t	29	9	105.0				
OPPONENTS	551	320	58.1	3642	55t	20	17	77.3				

1993 (10-6/11-7)

NFC West Champions
George Seifert, Coach

W	24	at Pittsburgh (57,502)/S-5	13
L	13	at Cleveland (78,218)-MN/S-13	23
W	37	Atlanta (63,032)/S-19	30
L	13	at New Orleans (69,041)/S-26	16
W	38	Minnesota (63,071)/O-3	19
-	-	BYE/O-10	-
L	17	at Dallas (65,099)/O-17	26
W	28	Phoenix (62,020)/O-24	14
W	40	Los Angeles Rams (63,417)/O-31	17
-	-	BYE/N-7	-
W	45	at Tampa Bay (43,835)/N-14	21
W	42	New Orleans (66,500)-MN/N-22	7
W	35	at Los Angeles Rams (62,143)/N-28	10
W	21	Cincinnati (60,039)-SUN/D-5	8
L	24	at Atlanta (64,688)-SA/D-11	27
W	55	at Detroit (77,052)/D-19	17
L	7	Houston (61,744)-SA/D-25	10
L	34	Philadelphia (61,653)-MN/J-3	(OT) 37
			473
			295

NFC PLAYOFF - JAN. 15

(at San Francisco - Candlestick Park)

W	44	New York Giants (67,143)	3
---	----	--------------------------	---

NFC CHAMPIONSHIP - JAN. 23

(at Irving - Texas Stadium)

L	21	at Dallas (64,902)	38
---	----	--------------------	----

TEAM STATISTICS

	49ers	Opp
TOTAL FIRST DOWNS	372	297
By Rushing	134	109
By Passing	212	171
By Penalties	26	17
TOTAL YARDS GAINED	6435	4997
By Rushing	2133	1800
By Passing	4302	3197
TOTAL PLAYS FROM SCRIMMAGE	1022	1012
Rushes	463	404
Average Gain Per Rush	4.6	4.5
NET YARDS PASSING	4302	3197
Passes Attempted	524	564
Passes Completed	354	314
Percent Completed	67.6	55.7
Had Intercepted	17	19
Times Sacked	35	44
Lost Attempting to Pass	178	316
PUNTS	42	68
Total Yardage of Punts	1718	2985
Average Length	40.9	43.9
KICKOFF RETURNS	40	61
Total Yards Returned	715	1196
Average Length of Return	17.9	19.6
PENALTIES	95	99
Yards Penalized	800	743
FUMBLES	32	20
Own Fumbles Recovered	19	9
Opponents' Fumbles Recovered	11	13
FIELD GOALS	16	27
Field Goals Attempted	26	30
TOTAL POINTS SCORED	473	295
Touchdowns Scored	61	30
Touchdowns Rushing	26	6
Touchdowns Passing	29	23
Touchdown Returns	6	1
Extra Points	59	30
Safeties	0	2
AVG. TIME OF POSSESSION	30:24	29:36

SCORING	TDs	Ru	Pa	Int	Fu	KO	Pu	PAT	FG	S	Pts
Cofer, Mike	0	0	0	0	0	0	0	61/59	26/16	0	107
Rice, Jerry	16	1	15	0	0	0	0	0/0	0/0	0	96
Watters, Ricky	11	10	1	0	0	0	0	0/0	0/0	0	66
Logan, Marc	7	7	0	0	0	0	0	0/0	0/0	0	42
Taylor, John	5	0	5	0	0	0	0	0/0	0/0	0	30
Jones, Brent	3	0	3	0	0	0	0	0/0	0/0	0	18
Lee, Amp	3	1	2	0	0	0	0	0/0	0/0	0	18

(continued)

SCORING	TDs	Ru	Pa	Int	Fu	KO	Pu	PAT	FG	S	Pts
Rathman, Tom	3	3	0	0	0	0	0	0/0	0/0	0	18
Carter, Dexter	2	1	0	0	0	0	1	0/0	0/0	0	12
Davis, Eric	2	0	0	1	1	0	0	0/0	0/0	0	12
Young, Steve	2	2	0	0	0	0	0	0/0	0/0	0	12
Beach, Sanjay	1	0	1	0	0	0	0	0/0	0/0	0	6
Bono, Steve	1	1	0	0	0	0	0	0/0	0/0	0	6
Hanks, Merton	1	0	0	1	0	0	0	0/0	0/0	0	6
McGruder, Mike	1	0	0	1	0	0	0	0/0	0/0	0	6
Singleton, Nate	1	0	1	0	0	0	0	0/0	0/0	0	6
Tamm, Ralph	1	0	0	0	1	0	0	0/0	0/0	0	6
Williams, Jamie	1	0	1	0	0	0	0	0/0	0/0	0	6
49ERS	61	26	29	3	2	0	1	61/59	26/16	0	473
OPPONENTS	30	6	23	0	0	0	0	30/30	30/27	2	295
RUSHING	Att	Yds	Avg	LG	TD						
Watters, Ricky	208	950	4.6	39	10						
Young, Steve	69	407	5.9	35	2						
Logan, Marc	58	280	4.8	45	7						
Lee, Amp	72	230	3.2	13	1						
Rathman, Tom	19	80	4.2	19	3						
Carter, Dexter	10	72	7.2	50t	1						
Rice, Jerry	3	69	23.0	43t	1						
Taylor, John	2	17	8.5	12	0						
Walker, Adam	5	17	3.4	11	0						
Bono, Steve	12	14	1.2	10	1						
Wilmsmeyer, Klaus	2	0	0.0	0	0						
Musgrave, Bill	3	-3	-1.0	-1	0						
49ERS	463	2133	4.6	50t	26						
OPPONENTS	404	1800	4.5	41	6						
RECEIVING	No	Yds	Avg	LG	TD						
Rice, Jerry	98	1503	15.3	80t	15						
Jones, Brent	68	735	10.8	29	3						
Taylor, John	56	940	16.8	76t	5						
Logan, Marc	37	348	9.4	24	0						
Watters, Ricky	31	326	10.5	48t	1						
Williams, Jamie	16	132	8.3	15	1						
Lee, Amp	16	115	7.2	22	2						
Rathman, Tom	10	86	8.6	17	0						
Singleton, Nate	8	126	15.8	33	1						
Beach, Sanjay	5	59	11.8	20t	1						
Turner, Odessa	3	64	21.3	32	0						
Carter, Dexter	2	40	20.0	14	0						
Young, Steve	2	2	1.0	6	0						
Walker, Adam	1	4	4.0	4	0						
49ERS	354	4480	12.7	80t	29						
OPPONENTS	314	3513	11.2	65t	23						
INTERCEPTIONS	No	Yds	Avg	LG	TD						
McGruder, Michael	5	89	17.8	37	1						
Davis, Eric	4	45	11.3	41t	1						
Hanks, Merton	3	104	34.7	67t	1						
McDonald, Tim	3	23	7.7	21	0						
Griffin, Don	3	6	2.0	3	0						
Johnson, John	1	0	0.0	0	0						
49ERS	19	267	14.1	67t	3						
OPPONENTS	17	157	9.2	30	0						
KICKOFF RETURNS	No	Yds	Avg	LG	TD						
Carter, Dexter	25	494	19.8	60	0						
Lee, Amp	10	160	16.0	28	0						
Walker, Adam	3	51	17.0	30	0						
Brandes, John	1	10	10.0	10	0						
Kelm, Larry	1	0	0.0	0	0						
49ERS	40	715	17.9	60	0						
OPPONENTS	61	1196	19.6	50	1						
PUNT RETURNS	No	FC	Yds	Avg	LG	TD					
Carter, Dexter	34	20	411	12.1	72t	1					
Kelm, Larry	1	0	0	0.0	0	0					
49ERS	35	20	411	11.7	72t	1					
OPPONENTS	15	8	171	11.4	50	0					
PUNTING	No	Yds	Avg	TB	I-20	LG	Bk				
Wilmsmeyer, Klaus	42	1718	40.9	5	11	61	0				
49ERS	42	1718	40.9	5	11	61	0				
OPPONENTS	68	2985	43.9	5	12	57	0				
PASSING	Att	Comp	Pct	Yds	LG	TD	Int	QB			
Young, Steve	462	314	68.0	4023	80t	29	16	101.5			
Bono, Steve	61	39	63.9	416	33	0	1	76.9			
Taylor, John	1	1	100.0	41	41	0	0	118.8			
49ERS	524	354	67.6	4480	80t	29	17	98.9			
OPPONENTS	564	314	55.7	3513	65t	23	19	74.0			

1994 (13-3/16-3)
NFC West Champions – World Champions
George Seifert, Coach

W	44	Los Angeles Raiders (68,032)–MN/S–5	14
L	17	at Kansas City (79,907)/S–11	24
W	34	at Los Angeles Rams (56,479)/S–18	19
W	24	New Orleans (63,971)/S–25	13
L	8	Philadelphia (64,843)/O–2	40
W	27	at Detroit (77,340)/O–9	21
W	42	at Atlanta (67,298)/O–16	3
W	41	Tampa Bay (62,741)/O–23	16
–	–	BYE/O–30	
W	37	at Washington (54,335)/N–6	22
W	21	Dallas (69,014)/N–13	14
W	31	Los Angeles Rams (62,774)–SUN/N–20	27
W	35	at New Orleans (61,304)–MN/N–28	14
W	50	Atlanta (60,549)/D–4	14
W	38	at San Diego (62,105)–SA/D–11	15
W	42	Denver (64,884)–SA/D–18	19
L	14	at Minnesota (63,326)–MN/D–26	21
505			296

NFC PLAYOFF - JAN. 7

(at San Francisco – Candlestick Park)

W	44	Chicago (64,644)–SA	15
---	----	---------------------	----

NFC CHAMPIONSHIP - JAN. 15

(at San Francisco – Candlestick Park)

W	38	Dallas (69,125)	28
---	----	-----------------	----

SUPER BOWL XXIX - JAN. 29

(at Miami – Joe Robbie Stadium)

W	49	San Diego (74,107)	26
---	----	--------------------	----

TEAM STATISTICS

	49ers	Opp
TOTAL FIRST DOWNS	362	285
By Rushing	122	82
By Passing	210	182
By Penalties	30	21
TOTAL YARDS GAINED	6060	4839
By Rushing	1897	1338
By Passing	4163	3501
TOTAL PLAYS FROM SCRIMMAGE	1037	996
Rushes	491	375
Average Gain Per Rush	3.9	3.6
NET YARDS PASSING	4163	3501
Passes Attempted	511	583
Passes Completed	359	329
Percent Completed	70.3	56.4
Had Intercepted	11	23
Times Sacked	35	38
Lost Attempting to Pass	199	255
PUNTS	54	77
Total Yardage of Punts	2235	3274
Average Length	41.4	42.5
KICKOFF RETURNS	58	89
Total Yards Returned	1244	1912
Average Length of Return	21.4	21.5
PENALTIES	109	108
Yards Penalized	890	912
FUMBLES	25	25
Own Fumbles Recovered	12	13
Opponents' Fumbles Recovered	12	13
FIELD GOALS	15	15
Field Goals Attempted	20	21
TOTAL POINTS SCORED	505	296
Touchdowns Scored	66	35
Touchdowns Rushing	23	16
Touchdowns Passing	37	15
Touchdown Returns	6	4
Extra Points	60	23
Safeties	0	2
AVG. TIME OF POSSESSION	31:38	28:22

SCORING	TDs	Ru	Pa	Int	Fu	KO	Pu	PAT	FG	S	Pts
Brien, Doug	0	0	0	0	0	0	0	62/60	20/15	0	105
Rice, Jerry	15	2	13	0	0	0	0	0/0	0/0	0	92
Watters, Ricky	11	6	5	0	0	0	0	0/0	0/0	0	66
Jones, Brent	9	0	9	0	0	0	0	0/0	0/0	0	56
Young, Steve	7	7	0	0	0	0	0	0/0	0/0	0	42
Floyd, William	6	6	0	0	0	0	0	0/0	0/0	0	36

Rookie Names in *Italic*

(continued)

SCORING	TDs	Ru	Pa	Int	Fu	KO	Pu	PAT	FG	S	Pts
Taylor, John	5	0	5	0	0	0	0	0/0	0/0	0	30
Sanders, Deion	3	0	0	3	0	0	0	0/0	0/0	0	18
Logan, Marc	2	1	1	0	0	0	0	0/0	0/0	0	12
McCaffrey, Ed	2	0	2	0	0	0	0	0/0	0/0	0	12
McDonald, Tim	2	0	0	1	1	0	0	0/0	0/0	0	12
Singleton, Nate	2	0	2	0	0	0	0	0/0	0/0	0	12
Carter, Dexter	1	0	0	0	0	1	0	0/0	0/0	0	6
Walker, Adam	1	1	0	0	0	0	0	0/0	0/0	0	6
49ERS	66	23	37	4	1	1	0	62/60	20/15	0	505
OPPONENTS	35	16	15	1	3	0	0	23/23	21/15	2	296

RUSHING	Att	Yds	Avg	LG	TD
Watters, Ricky	239	877	3.7	23	6
Floyd, William	87	305	3.5	26	6
Young, Steve	58	293	5.1	27	7
Logan, Marc	33	143	4.3	22	1
Loville, Derek	31	99	3.2	13	0
Rice, Jerry	7	93	13.3	28t	2
Walker, Adam	13	54	4.2	14	1
Carter, Dexter	8	34	4.3	18	0
Grbac, Elvis	13	1	0.1	6	0
Taylor, John	2	–2	–1.0	1	0
49ERS	491	1897	3.9	28t	23
OPPONENTS	375	1338	3.6	44t	16

RECEIVING	No	Yds	Avg	LG	TD
Rice, Jerry	112	1499	13.4	69t	13
Watters, Ricky	66	719	10.9	65t	5
Jones, Brent	49	670	13.7	69t	9
Taylor, John	41	531	13.0	35	5
Singleton, Nate	21	294	14.0	43t	2
Floyd, William	19	145	7.6	15	0
Logan, Marc	16	97	6.1	15	1
Popson, Ted	13	141	10.9	24	0
McCaffrey, Ed	11	131	11.9	32	2
Carter, Dexter	7	99	14.1	44	0
Loville, Derek	2	26	13.0	19	0
Carolan, Brett	2	10	5.0	6	0
49ERS	359	4362	12.2	69t	37
OPPONENTS	329	3756	11.4	90	15

INTERCEPTIONS	No	Yds	Avg	LG	TD
Hanks, Merton	7	93	13.1	38	0
Sanders, Deion	6	303	50.5	93t	3
McDonald, Tim	2	79	39.5	73t	1
Hall, Dana	2	0	0.0	0	0
Cook, Toi	1	18	18.0	18	0
Davis, Eric	1	8	8.0	8	0
Drakeford, Tyronne	1	6	6.0	6	0
Plummer, Gary	1	1	1.0	1	0
Brown, Dennis	1	0	0.0	0	0
Norton, Ken, Jr.	1	0	0.0	0	0
49ERS	23	508	22.1	93t	4
OPPONENTS	11	107	9.7	36t	1

KICKOFF RETURNS	No	Yds	Avg	LG	TD
Carter, Dexter	48	1105	23.0	96t	1
Walker, Adam	6	82	13.7	19	0
Loville, Derek	2	34	17.0	19	0
Singleton, Nate	2	23	11.5	17	0
49ERS	58	1244	21.5	96t	1
OPPONENTS	89	1912	21.5	51	0

PUNT RETURNS	No	FC	Yds	Avg	LG	TD
Carter, Dexter	38	12	321	8.5	26	0
Singleton, Nate	2	1	13	6.5	8	0
49ERS	40	13	334	8.4	26	0
OPPONENTS	28	10	242	8.6	43	0

PUNTING	No	Yds	Avg	TB	I-20	LG	Blk
Wilmsmeyer, Klaus	54	2235	41.4	3	18	60	0
49ERS	54	2235	41.4	3	18	60	0
OPPONENTS	77	3274	42.5	9	19	65	0

PASSING	Att	Comp	Pct	Yds	LG	TD	Int	QB
Young, Steve	461	324	70.3	3969	69t	35	10	112.8
Grbac, Elvis	50	35	70.0	393	42	2	1	98.2
49ERS	511	359	70.3	4362	69t	37	11	111.4
OPPONENTS	583	329	56.4	3756	90	15	23	68.1

1995 (11-5/11-6)

**NFC West Champions
George Seifert, Coach**

W	24	at New Orleans (66,627)/S-3	22
W	41	Atlanta (63,627)/S-10	10
W	28	New England (66,179)/S-17	3
L	24	at Detroit (76,236)-MN/S-25	27
W	20	New York Giants (65,536)/O-1	6
-	-	BYE/O-8	-
L	17	at Indianapolis (60,273)/O-15	18
W	44	at St. Louis Rams (59,915)/O-22	10
L	7	New Orleans (65,272)/O-29	11
L	7	Carolina (61,722)/N-5	13
W	38	at Dallas (65,180)/N-12	20
W	44	at Miami (73,080)-MN/N-20	20
W	41	St. Louis Rams (66,049)/N-26	13
W	27	Buffalo (65,568)-SUN/D-3	17
W	31	at Carolina (76,136)/D-10	10
W	37	Minnesota (64,975)-MN/D-18	30
L	27	at Atlanta (51,785)/D-24	28
457			258

NFC PLAYOFF - JAN. 6

(at San Francisco - 3Com Park)

L	17	Green Bay (69,311)-SA	27
---	----	-----------------------	----

TEAM STATISTICS

TOTAL FIRST DOWNS	49ers	Opp
By Rushing	355	264
By Passing	109	57
By Penalties	231	192
TOTAL YARDS GAINED	6087	4398
By Rushing	1479	1061
By Passing	4608	3337
TOTAL PLAYS FROM SCRIMMAGE	1092	999
Rushes	415	348
Average Gain Per Rush	3.6	3.1
NET YARDS PASSING	4608	3337
Passes Attempted	644	611
Passes Completed	432	330
Percent Completed	67.1	54.0
Had Intercepted	16	26
Times Sacked	33	40
Lost Attempting to Pass	171	240
PUNTS	57	70
Total Yardage of Punts	2312	2918
Average Length	40.6	41.7
KICKOFF RETURNS	58	82
Total Yards Returned	1183	1857
Average Length of Return	20.4	22.6
PENALTIES	88	74
Yards Penalized	711	556
FUMBLES	21	23
Own Fumbles Recovered	9	15
Opponents' Fumbles Recovered	8	12
FIELD GOALS	20	27
Field Goals Attempted	28	32
TOTAL POINTS SCORED	457	258
Touchdowns Scored	57	26
Touchdowns Rushing	19	5
Touchdowns Passing	29	19
Touchdown Returns	9	2
Extra Points	51	17
Safeties	0	0
AVG. TIME OF POSSESSION	31:56	28:04

SCORING

	TDs	Ru	Pa	Int	Fu	KO	Pu	PAT	FG	S	Pts
Rice, Jerry	17	1	15	0	1	0	0	0/0	0/0	0	104
Loville, Derek	13	10	3	0	0	0	0	0/0	0/0	0	80
Wilkins, Jeff	0	0	0	0	0	0	0	29/27	13/12	0	63
Brien, Doug	0	0	0	0	0	0	0	19/19	12/7	0	40
Stokes, J.J.	4	0	4	0	0	0	0	0/0	0/0	0	24
Floyd, William	3	2	1	0	0	0	0	0/0	0/0	0	18
Jones, Brent	3	0	3	0	0	0	0	0/0	0/0	0	18
Young, Steve	3	3	0	0	0	0	0	0/0	0/0	0	18
Grbac, Elvis	2	2	0	0	0	0	0	0/0	0/0	0	12
McDonald, Tim	2	0	0	2	0	0	0	0/0	0/0	0	12
Norton, Ken	2	0	0	2	0	0	0	0/0	0/0	0	12
Taylor, John	2	0	2	0	0	0	0	0/0	0/0	0	12
Zendejas, Tony	0	0	0	0	0	0	0	6/5	3/1	0	8
Carter, Dexter	1	0	0	0	0	0	1	0/0	0/0	0	6
Davis, Eric	1	0	0	1	0	0	0	0/0	0/0	0	6

Rookie Names in Italic

(continued)

SCORING

	TDs	Ru	Pa	Int	Fu	KO	Pu	PAT	FG	S	Pts
Hanks, Merton	1	0	0	0	1	0	0	0/0	0/0	0	6
Singleton, Nate	1	0	1	0	0	0	0	0/0	0/0	0	6
Walker, Adam	1	1	0	0	0	0	0	0/0	0/0	0	6
Woodall, Lee	1	0	0	0	1	0	0	0/0	0/0	0	6
49ERS	57	19	29	5	3	0	1	54/51	28/20	0	457
OPPONENTS	26	5	19	2	0	0	0	18/17	32/27	0	258

2-pt conversions: D. Loville, J. Rice, Team: 2-3

RUSHING

	Att	Yds	Avg	LG	TD
Loville, Derek	218	723	3.3	27	10
Young, Steve	50	250	5.0	29	3
Floyd, William	64	237	3.7	23	2
Erwins, Ricky	23	88	3.8	13	0
Walker, Adam	14	44	3.1	16	1
Rice, Jerry	5	36	7.2	20t	1
Willis, Jamal	12	35	2.9	15	0
Grbac, Elvis	20	33	1.7	11	2
Carter, Dexter	7	22	3.1	15	0
Lynn, Anthony	2	11	5.5	6	0
49ERS	415	1479	3.6	29	19
OPPONENTS	348	1061	3.1	33	5

RECEIVING

	No	Yds	Avg	LG	TD
Rice, Jerry	122	1848	15.2	81t	15
Loville, Derek	87	662	7.6	31	3
Jones, Brent	60	595	9.9	39	3
Floyd, William	47	348	7.4	23	1
Stokes, J.J.	38	517	13.6	41t	4
Taylor, John	29	387	13.3	40	2
Popson, Ted	16	128	8.0	16	0
Walker, Adam	11	78	7.1	15	0
Singleton, Nate	8	108	13.5	23	1
Thomas, Chris	6	73	12.2	23	0
Willis, Jamal	3	8	2.7	5	0
Erwins, Ricky	2	21	10.5	11	0
Carter, Dexter	1	4	4.0	4	0
Carolan, Brett	1	3	3.0	3	0
Dalman, Chris	1	-1	-1.0	-1	0
49ERS	432	4779	11.1	81t	29
OPPONENTS	330	3577	10.8	53	19

INTERCEPTIONS

	No	Yds	Avg	LG	TD
Drakeford, Tyronne	5	54	10.8	37	0
Hanks, Merton	5	31	6.2	23	0
McDonald, Tim	4	135	33.8	52t	2
Norton, Ken, Jr.	3	102	34.0	46	2
Davis, Eric	3	84	28.0	86t	1
Woodall, Lee	2	0	0.0	0	0
Dodge, Dedrick	1	13	13.0	13	0
Stubblefield, Dana	1	12	12.0	12	0
Jackson, Rickey	1	1	1.0	1	0
Pope, Marquez	1	-7	-7.0	-7	0
49ERS	26	425	16.4	86t	5
OPPONENTS	16	247	15.4	96t	2

KICKOFF RETURNS

	No	Yds	Avg	LG	TD
Carter, Dexter	23	522	22.7	46	0
Willis, Jamal	17	427	25.1	39	0
Erwins, Ricky	5	32	6.4	14	0
Warren, Terrence	4	67	16.8	21	0
Thomas, Mark	3	49	16.3	20	0
Dalman, Chris	3	29	9.7	12	0
Caldwell, Mike	2	40	20.0	20	0
Walker, Adam	1	17	17.0	17	0
49ERS	58	1183	20.4	46	0
OPPONENTS	82	1857	22.7	71	1

PUNT RETURNS

	No	FC	Yds	Avg	LG	TD
Carter, Dexter	9	7	164	18.2	78t	1
Taylor, John	11	9	56	5.1	11	0
Singleton, Nate	5	1	27	5.4	19	0
Hanks, Merton	1	0	0	0.0	0	0
Thomas, Chris	1	0	25	25.0	25	0
49ERS	27	17	272	10.1	78t	1
OPPONENTS	26	20	292	11.2	74	0

PUNTING

	No	Yds	Avg	TB	I-20	LG	Bik
Thompson, Tommy	57	2312	40.6	5	13	65	0
49ERS	57	2312	40.6	5	13	65	0
OPPONENTS	70	2918	41.7	11	19	55	0

PASSING

	Att	Comp	Pct	Yds	LG	TD	Int	QB
Young, Steve	447	299	66.9	3200	57	20	11	92.3
Grbac, Elvis	183	127	69.4	1469	81t	8	5	80.8
Conklin, Cary	12	4	33.3	48	28	0	0	46.5
Rice, Jerry	1	1	100.0	41	41t	1	0	158.3
Taylor, John	1	1	100.0	21	21	0	0	118.8
49ERS	644	432	67.1	4779	81t	29	16	93.6
OPPONENTS	611	330	54.0	3577	53	19	26	64.1

1996 (12-4/13-5)

George Seifert, Coach

W	27	New Orleans (63,970)/S-1	11
W	34	St. Louis (63,624)/S-8	0
-	-	BYE/S-15	-
L	7	at Carolina (72,224)/S-22	23
W	39	Atlanta (62,995)/S-29	17
W	28	at St. Louis (61,260)/O-6	11
L	20	at Green Bay (60,716)-MN/O-14	(OT) 23
W	28	Cincinnati (63,218)/O-20	21
W	10	at Houston (53,664)/O-27	9
W	24	at New Orleans (53,297)-SUN/N-3	17
L	17	Dallas (68,919)/N-10	(OT) 20
W	38	Baltimore (51,597)/N-17	20
W	19	at Washington (54,235)/N-24	(OT) 16
W	34	at Atlanta (46,318)-MN/D-2	10
L	24	Carolina (66,291)/D-8	30
W	25	at Pittsburgh (59,823)/D-15	15
W	24	Detroit (61,921)-MN/D-23	14
398			257

NFC WILD CARD - DEC. 29

(at San Francisco - 3Com Park)

W	14	Philadelphia (56,460)	0
---	----	-----------------------	---

NFC PLAYOFF - JAN. 4

(at Green Bay - Lambeau Field)

L	14	Green Bay (60,787)	35
---	----	--------------------	----

TEAM STATISTICS

	49ers	Opp
TOTAL FIRST DOWNS	315	269
By Rushing	108	76
By Passing	188	164
By Penalties	19	29
TOTAL YARDS GAINED	5506	4661
By Rushing	1847	1497
By Passing	3659	3164
TOTAL PLAYS FROM SCRIMMAGE	1046	1021
Rushes	454	418
Average Gain Per Rush	4.1	3.6
NET YARDS PASSING	3659	3164
Passes Attempted	550	558
Passes Completed	358	287
Percent Completed	65.1	51.4
Had Intercepted	16	20
Times Sacked	42	45
Lost Attempting to Pass	200	297
PUNTS	73	88
Total Yardage of Punts	3217	3695
Average Length	44.1	42.0
KICKOFF RETURNS	59	77
Total Yards Returned	1258	1414
Average Length of Return	21.3	18.4
PENALTIES	119	97
Yards Penalized	925	819
FUMBLES	16	29
Own Fumbles Recovered	8	15
Opponents' Fumbles Recovered	14	8
FIELD GOALS	30	26
Field Goals Attempted	34	29
TOTAL POINTS SCORED	398	257
Touchdowns Scored	43	25
Touchdowns Rushing	17	4
Touchdowns Passing	24	21
Touchdown Returns	2	0
Extra Points	40	21
Safeties	4	0
AVG. TIME OF POSSESSION	31:28	28:32

SCORING

	TDs	Ru	Pa	Int	Fu	KO	Pu	PAT	FG	S	Pts
Wilkins, Jeff	0	0	0	0	0	0	0	40/40	34/30	0	130
Rice, Jerry	9	1	8	0	0	0	0	0/0	0/0	0	54
Popson, Ted	6	0	6	0	0	0	0	0/0	0/0	0	36
Young, Steve	4	4	0	0	0	0	0	0/0	0/0	0	26
Kirby, Terry	4	3	1	0	0	0	0	0/0	0/0	0	24
Loville, Derek	4	2	2	0	0	0	0	0/0	0/0	0	24
Owens, Terrell	4	0	4	0	0	0	0	0/0	0/0	0	24
Floyd, William	3	2	1	0	0	0	0	0/0	0/0	0	18
Grbac, Elvis	2	2	0	0	0	0	0	0/0	0/0	0	12
Vardell, Tommy	2	2	0	0	0	0	0	0/0	0/0	0	12
Carter, Dexter	1	1	0	0	0	0	0	0/0	0/0	0	6

Rookie Names in Italic

(continued)

SCORING

	TDs	Ru	Pa	Int	Fu	KO	Pu	PAT	FG	S	Pts
Doleman, Chris	1	0	0	0	1	0	0	0/0	0/0	0	6
Jones, Brent	1	0	1	0	0	0	0	0/0	0/0	0	6
Pope, Marquez	1	0	0	1	0	0	0	0/0	0/0	0	6
<i>Uwaezuoke, Iheanyi</i>	1	0	1	0	0	0	0	0/0	0/0	0	6
Young, Bryant	0	0	0	0	0	0	0	0/0	0/0	2	4
49ERS	43	17	24	1	1	0	0	40/40	34/30	4*	394
OPPONENTS	25	4	21	0	0	0	0	21/21	29/26	0	257

2-pt conversions: S. Young, Team: 1-3, Opponents: 4-4

*49ers credited with 2 team safeties

RUSHING

	Att	Yds	Avg	LG	TD
Kirby, Terry	134	559	4.2	31	3
Young, Steve	52	310	6.0	33	4
Loville, Derek	70	229	3.3	16	2
Vardell, Tommy	58	192	3.3	17	2
Floyd, William	47	186	4.0	12	2
Lynn, Anthony	24	164	6.8	67	0
Rice, Jerry	11	77	7.0	38	1
Carter, Dexter	19	66	3.5	18	1
Brohm, Jeff	16	43	2.7	22	0
Grbac, Elvis	23	21	0.9	12	2
49ERS	454	1847	4.1	67	17
OPPONENTS	418	1497	3.6	54t	4

RECEIVING

	No	Yds	Avg	LG	TD
Rice, Jerry	108	1254	11.6	39	8
Kirby, Terry	52	439	8.4	52	1
<i>Owens, Terrell</i>	35	520	14.9	46t	4
Jones, Brent	33	428	13.0	39	1
Vardell, Tommy	28	179	6.4	22	0
Popson, Ted	26	301	11.6	39t	6
Floyd, William	26	197	7.6	24	1
Stokes, J.J.	18	249	13.8	40	0
Loville, Derek	16	138	8.6	44t	2
<i>Uwaezuoke, Iheanyi</i>	7	91	13.0	29t	1
<i>Manuel, Sean</i>	3	18	6.0	7	0
Lynn, Anthony	2	14	7.0	8	0
Caldwell, Mike	2	9	4.5	8	0
Cooper, Adrian	1	11	11.0	11	0
Singleton, Nate	1	11	11.0	11	0
49ERS	358	3859	10.8	52	24
OPPONENTS	287	3461	12.1	65t	21

INTERCEPTIONS

	No	Yds	Avg	LG	TD
Pope, Marquez	6	98	16.3	55t	1
Hanks, Merton	4	7	1.8	8	0
Dodge, Dedrick	3	27	9.0	26	0
McDonald, Tim	2	14	7.0	14	0
Doleman, Chris	2	1	0.5	1	0
Stubblefield, Dana	1	15	15.0	15	0
Drakeford, Tyronne	1	11	11.0	11	0
Israel, Steve	1	3	3.0	3	0
49ERS	20	176	8.8	55t	1
OPPONENTS	16	107	6.7	35	0

KICKOFF RETURNS

	No	Yds	Avg	LG	TD
Carter, Dexter	41	909	22.2	71	0
Loville, Derek	10	229	22.9	35	0
<i>Owens, Terrell</i>	3	47	15.7	18	0
Deese, Derrick	2	20	10.0	12	0
Kirby, Terry	1	22	22.0	22	0
<i>Uwaezuoke, Iheanyi</i>	1	21	21.0	21	0
Singleton, Nate	1	10	10.0	10	0
49ERS	59	1258	21.3	71	0
OPPONENTS	77	1414	18.4	58	0

PUNT RETURNS

	No	FC	Yds	Avg	LG	TD
Carter, Dexter	36	17	317	8.8	52	0
Singleton, Nate	2	0	32	16.0	21	0
Kirby, Terry	1	4	3	3.0	3	0
49ERS	39	21	352	9.0	52	0
OPPONENTS	36	11	235	6.5	22	0

PUNTING

	No	Yds	Avg	TB	I-20	LG	Blk
Thompson, Tommy	73	3217	44.1	6	20	65	2
49ERS	73	3217	42.9	6	20	65	2
OPPONENTS	88	3695	42.0	11	23	62	0

PASSING

	Att	Comp	Pct	Yds	LG	TD	Int	QB
Young, Steve	316	214	67.7	2410	52	14	6	97.2
Grbac, Elvis	197	122	61.9	1236	40	8	10	72.2
Brohm, Jeff	34	21	61.8	189	49	1	0	86.5
Kirby, Terry	2	1	50.0	24	24t	1	0	133.3
Rice, Jerry	1	0	0.0	0	0	0	0	39.6
49ERS	550	358	65.1	3859	52	24	16	88.0
OPPONENTS	558	287	51.4	3461	65t	21	20	68.4

**1997 (13-3/14-4)
NFC West Champions
Steve Mariucci, Coach**

L	6	at Tampa Bay (62,554)/A-31	13
W	15	at St. Louis (64,630)/S-7	12
W	33	New Orleans (61,838)/S-14	7
W	34	Atlanta (60,404)/S-21	7
W	34	at Carolina (70,972)-MN/S-29	21
-	-	BYE/O-5	-
W	30	St. Louis (63,825)/O-12	10
W	35	at Atlanta (53,378)/O-19	28
W	23	at New Orleans (60,443)/O-26	0
W	17	Dallas (68,657)/N-2	10
W	24	at Philadelphia (67,133)-MN/N-10	12
W	27	Carolina (61,500)/N-16	19
W	17	San Diego (61,195)/N-23	10
L	9	at Kansas City (77,535)/N-30	44
W	28	Minnesota (55,761)/D-7	17
W	34	Denver (68,461)-MN/D-15	17
L	9	at Seattle (66,253)-SUN/D-21	38
375			265
NFC PLAYOFF - JAN. 3			
(at San Francisco - 3Com Park)			
W	38	Minnesota (65,018)-SA	22
NFC CHAMPIONSHIP - JAN. 11			
(at San Francisco - 3Com Park)			
L	10	Green Bay (68,987)	23

TEAM STATISTICS		49ers	Opp	
TOTAL FIRST DOWNS		294	242	
By Rushing		106	67	
By Passing		167	145	
By Penalties		21	30	
TOTAL YARDS GAINED		5112	4013	
By Rushing		1969	1366	
By Passing		3143	2647	
TOTAL PLAYS FROM SCRIMMAGE		999	949	
Rushes		523	386	
Average Gain Per Rush		3.8	3.5	
NET YARDS PASSING		3143	3164	
Passes Attempted		432	558	
Passes Completed		278	287	
Percent Completed		64.4	50.7	
Had Intercepted		11	25	
Times Sacked		44	54	
Lost Attempting to Pass		289	364	
PUNTS		78	82	
Total Yardage of Punts		3182	3473	
Average Length		40.8	42.4	
KICKOFF RETURNS		50	82	
Total Yards Returned		1133	1746	
Average Length of Return		22.7	21.3	
PENALTIES		115	91	
Yards Penalized		979	742	
FUMBLES		22	24	
Own Fumbles Recovered		13	8	
Opponents' Fumbles Recovered		16	9	
FIELD GOALS		29	16	
Field Goals Attempted		36	20	
TOTAL POINTS SCORED		375	265	
Touchdowns Scored		41	31	
Touchdowns Rushing		16	5	
Touchdowns Passing		20	23	
Touchdown Returns		5	3	
Extra Points		38	29	
Safeties		0	1	
AVG. TIME OF POSSESSION		32:28	27:32	
SCORING	TDs Ru Pa Int Fu KO Pu PAT FG S Pts			
Anderson, Gary	0 0 0 0 0 0 0 38/38	36/29	0	125
Kirby, Terry	8 6 1 0 0 1 0 0/0	0/0	0	52
Owens, Terrell	8 0 8 0 0 0 0 0/0	0/0	0	48
Hearst, Garrison	6 4 2 0 0 0 0 0/0	0/0	0	36
Floyd, William	4 3 1 0 0 0 0 0/0	0/0	0	24
Stokes, J.J.	4 0 4 0 0 0 0 0/0	0/0	0	24
Young, Steve	3 3 0 0 0 0 0 0/0	0/0	0	18
Hanks, Merton	2 0 0 1 1 0 0 0/0	0/0	0	12

Rookie Names in *Italic*

(continued)

SCORING		TDs Ru Pa Int Fu KO Pu PAT FG S Pts		
Jones, Brent	2 0 2 0 0 0 0 0/0	0/0	0	12
Clark, Greg	1 0 1 0 0 0 0 0/0	0/0	0	6
Greene, Kevin	1 0 0 0 1 0 0 0/0	0/0	0	6
Levy, Chuck	1 0 0 0 0 0 1 0/0	0/0	0	6
Rice, Jerry	1 0 1 0 0 0 0 0/0	0/0	0	6
49ERS	41 16 20 1 2 1 1 38/38	36/29	0	375
OPPONENTS	31 5 23 2 1 0 0 29/29	20/16	1	265
2-pt conversions: T. Kirby 2, Team: 2-3, Opponents: 0-2				

RUSHING		Att	Yds	Avg	LG	TD
Hearst, Garrison	234	1019	4.4	51	4	
Kirby, Terry	125	418	3.3	38	6	
Floyd, William	78	231	3.0	22	3	
Young, Steve	50	199	4.0	13	3	
Levy, Chuck	16	90	5.6	24	0	
Edwards, Marc	5	17	3.4	6	0	
Brohm, Jeff	4	11	2.8	10	0	
Druckenmiller, Jim	10	-6	-0.6	2	0	
Rice, Jerry	1	-10	-10.0	-10	0	
49ERS	523	1969	3.8	51	16	
OPPONENTS	386	1366	3.5	46	5	

RECEIVING		No	Yds	Avg	LG	TD
Owens, Terrell	60	936	15.6	56t	8	
Stokes, J.J.	58	733	12.6	36	4	
Floyd, William	37	321	8.7	44t	1	
Jones, Brent	29	383	13.2	33	2	
Kirby, Terry	23	279	12.1	82	1	
Hearst, Garrison	21	194	9.2	69	2	
Uwaezuoke, Iheanyi	14	165	11.8	25	0	
Clark, Greg	8	96	12.0	23	1	
Rice, Jerry	7	78	11.1	16	1	
Edwards, Marc	6	48	8.0	19	0	
Fann, Chad	5	78	15.6	21	0	
Levy, Chuck	5	68	13.6	30	0	
Harris, Mark	5	53	10.6	16	0	
49ERS	278	3432	12.4	82	20	
OPPONENTS	258	3011	11.7	69	23	

INTERCEPTIONS		No	Yds	Avg	LG	TD
Hanks, Merton	6	103	17.2	55t	1	
Drakeford, Tyrone	5	15	3.0	15	0	
Woodson, Rod	3	81	27.0	41	0	
Walker, Darnell	3	49	16.3	28	0	
McDonald, Tim	3	34	11.3	17	0	
Woodall, Lee	2	55	27.5	55	0	
Bronson, Zack	1	22	22.0	22	0	
Pope, Marquez	1	7	7.0	7	0	
Maxie, Brett	1	0	0.0	0	0	
49ERS	25	366	14.6	55t	1	
OPPONENTS	11	169	15.4	75t	2	

KICKOFF RETURNS		No	Yds	Avg	LG	TD
Levy, Chuck	36	793	22.0	59	0	
Uwaezuoke, Iheanyi	6	131	21.8	25	0	
Kirby, Terry	3	124	41.3	101t	1	
Owens, Terrell	2	31	15.5	23	0	
Edwards, Marc	1	30	30.0	30	0	
Drakeford, Tyrone	1	24	24.0	24	0	
Fann, Chad	1	0	0.0	0	0	
49ERS	50	1133	22.7	101t	1	
OPPONENTS	82	1746	21.3	61	0	

PUNT RETURNS		No	FC	Yds	Avg	LG	TD
Uwaezuoke, Iheanyi	34	14	373	11.0	36	0	
Levy, Chuck	6	2	109	18.2	73t	1	
Woodson, Rod	1	0	0	0.0	0	0	
49ERS	41	16	482	11.8	73t	1	
OPPONENTS	41	9	307	7.5	37	0	

PUNTING		No	Yds	Avg	TB	I-20	LG	Blk
Thompson, Tommy	78	3182	40.8	7	22	55	1	
49ERS	78	3182	40.3	7	22	55	1	
OPPONENTS	83	3473	41.9	11	25	59	1	

PASSING		Att	Comp	Pct	Yds	LG	TD	Int	QB
Young, Steve	356	241	67.7	3029	82	19	6	104.7	
Druckenmiller, Jim	52	21	40.4	239	33	1	4	29.2	
Brohm, Jeff	24	16	66.7	164	21	0	1	68.7	
49ERS	432	278	64.4	3432	82	20	11	93.6	
OPPONENTS	509	258	50.7	3011	69	23	25	63.6	

1998 (12-4/13-5)

Steve Mariucci, Coach

W	36	New York Jets (64,419)/S-6	(OT) 30
W	45	at Washington (76,798)-MN/S-14	10
-	-	BYE/S-20	-
W	31	Atlanta (62,296)/S-27	20
L	21	at Buffalo (76,615)/O-4	26
W	31	at New Orleans (62,811)/O-11	0
W	34	Indianapolis (68,486)/O-18	31
W	28	at St. Louis (58,563)/O-25	10
L	22	at Green Bay (59,794)/N-1	36
W	25	Carolina (68,572)/N-8	23
L	19	at Atlanta (69,828)/N-15	31
W	31	New Orleans (68,429)-SUN/N-22	20
W	31	New York Giants (68,212)-MN/N-30	7
W	31	at Carolina (63,332)/D-6	(OT) 28
W	35	Detroit (68,585)-MN/D-14	13
L	21	at New England (59,153)/D-20	24
W	38	St. Louis (68,386)/D-27	19

479

NFC WILD CARD - JAN. 3

(at San Francisco - 3Com Park)

W	30	Green Bay (66,506)	27
---	----	--------------------	----

NFC PLAYOFF- JAN. 9

(at Atlanta - Georgia Dome)

L	18	Atlanta (70,262)-SA	20
---	----	---------------------	----

TEAM STATISTICS

	49ers	Opp
TOTAL FIRST DOWNS	381	297
By Rushing	129	91
By Passing	223	178
By Penalties	29	28
TOTAL YARDS GAINED	6800	5343
By Rushing	2544	1610
By Passing	4256	3733
TOTAL PLAYS FROM SCRIMMAGE	1100	1012
Rushes	491	395
Average Gain Per Rush	5.2	4.1
NET YARDS PASSING	4256	3733
Passes Attempted	556	566
Passes Completed	347	294
Percent Completed	62.4	51.9
Had Intercepted	15	21
Times Sacked	53	51
Lost Attempting to Pass	254	259
PUNTS	69	83
Total Yardage of Punts	2835	3492
Average Length	41.1	42.1
KICKOFF RETURNS	59	67
Total Yards Returned	1108	1296
Average Length of Return	18.8	19.3
PENALTIES	133	101
Yards Penalized	1156	800
FUMBLES	22	24
Own Fumbles Recovered	7	12
Opponents' Fumbles Recovered	12	15
FIELD GOALS	18	19
Field Goals Attempted	27	32
TOTAL POINTS SCORED	479	328
Touchdowns Scored	61	39
Touchdowns Rushing	19	13
Touchdowns Passing	41	25
Touchdown Returns	1	1
Extra Points	49	35
Safeties	0	1
AVG. TIME OF POSSESSION	31:52	28:08

SCORING

	TDs	Ru	Pa	Int	Fu	KO	Pu	PAT	FG	S	Pts
Richey, Wade	0	0	0	0	0	0	0	51/49	27/18	0	103
Owens, Terrell	15	1	14	0	0	0	0	0/0	0/0	0	92
Rice, Jerry	9	0	9	0	0	0	0	0/0	0/0	0	58
Hearst, Garrison	9	7	2	0	0	0	0	0/0	0/0	0	56
Stokes, J.J.	8	0	8	0	0	0	0	0/0	0/0	0	48
Young, Steve	6	6	0	0	0	0	0	0/0	0/0	0	36
Smith, Irv	5	0	5	0	0	0	0	0/0	0/0	0	30
Edwards, Marc	3	1	2	0	0	0	0	0/0	0/0	0	18
Kirby, Terry	3	3	0	0	0	0	0	0/0	0/0	0	18

Rookie Names in *Italic*

(continued)

SCORING

	TDs	Ru	Pa	Int	Fu	KO	Pu	PAT	FG	S	Pts
Clark, Greg	1	0	1	0	0	0	0	0/0	0/0	0	8
Levy, Chuck	1	1	0	0	0	0	0	0/0	0/0	0	6
McQuarters, R.W.	1	0	0	0	0	0	1	0/0	0/0	0	6

49ERS

61 19 41 0 0 0 0 1 51/49 27/18 0 479

OPPONENTS

39 13 25 0 1 0 0 38/35 32/19 1 328

2-pt conversions: J. Rice 2, G. Clark, G. Hearst, T. Owens, Team: 5-9, Opponents: 0-1

RUSHING

	Att	Yds	Avg	Lg	TD
Hearst, Garrison	310	1570	5.1	96t	7
Young, Steve	70	454	6.5	24	6
Kirby, Terry	48	258	5.4	31t	3
Levy, Chuck	25	112	4.5	21t	1
Edwards, Marc	22	94	4.3	32	1
Owens, Terrell	4	53	13.3	21t	1
Detmer, Ty	8	7	0.9	10	0
Roby, Reggie	1	0	0.0	0	0
Druckemiller, Jim	3	-4	-1.3	-1	0

49ERS

491 2544 5.2 96t 19

OPPONENTS

395 1610 4.1 65t 13

RECEIVING

	No	Yds	Avg	LG	TD
Rice, Jerry	82	1157	14.1	75t	9
Owens, Terrell	67	1097	16.4	79t	14
Stokes, J.J.	63	770	12.2	33t	8
Hearst, Garrison	39	535	13.7	81t	2
Smith, Irv	25	266	10.6	25t	5
Edwards, Marc	22	218	9.9	47t	2
Kirby, Terry	16	134	8.4	25	0
Levy, Chuck	15	64	4.3	13	0
Clark, Greg	12	124	10.3	23	1
Uwaezuoke, Iheanyi	3	67	22.3	35	0
Harris, Mark	2	67	33.5	42	0
Beasley, Fred	1	11	11.0	11	0

49ERS

347 4510 13.0 81t 41

OPPONENTS

294 3992 13.6 80t 25

INTERCEPTIONS

	No	Yds	Avg	LG	TD
Walker, Darnell	4	78	19.5	36	0
Hanks, Merton	4	37	9.3	37	0
Bronson, Zack	4	34	8.5	28	0
McDonald, Tim	4	22	5.5	18	0
Tubbs, Winfred	1	7	7.0	7	0
Woodall, Lee	1	4	4.0	4	0
Langham, Antonio	1	0	0.0	0	0
Pope, Marquez	1	0	0.0	0	0
Barker, Roy	1	-4	-4.0	-4	0

49ERS

21 178 8.5 37 0

OPPONENTS

15 304 20.3 43 0

KICKOFF RETURNS

	No	Yds	Avg	LG	TD
Levy, Chuck	22	383	17.4	30	0
Kirby, Terry	17	340	20.0	33	0
McQuarters, R.W.	17	339	19.9	45	0
Smith, Irv	2	35	17.5	23	0
Richie, David	1	11	11.0	11	0

49ERS

59 1108 18.8 45 0

OPPONENTS

67 1296 19.3 47 0

PUNT RETURNS

	No	FC	Yds	Avg	LG	TD
McQuarters, R.W.	47	10	406	8.6	72t	1

49ERS

47 10 406 8.6 72t 1

OPPONENTS

36 15 341 9.5 53 0

PUNTING

	No	Yds	Avg	TB	I-20	LG	Bk
Roby, Reggie	60	2511	41.9	6	14	66	0
Howard, Ed	9	324	36.0	1	2	45	0

49ERS

69 2835 41.1 7 16 66 0

OPPONENTS

83 3492 42.1 8 20 64 0

PASSING

	Att	Comp	Pct	Yds	LG	TD	Int	QB
Young, Steve	517	322	62.3	4170	81t	36	12	101.1
Detmer, Ty	38	24	63.2	312	36t	4	3	91.1
Kirby, Terry	1	1	100.0	28	28t	1	0	158.3

49ERS

556 347 62.4 4510 81t 41 15 101.2

OPPONENTS

566 294 51.9 3992 80t 25 21 74.0

1999 (4-12)

Steve Mariucci, Coach

L	3	at Jacksonville (68,678)/S-12	41
W	28	New Orleans (67,685)/S-19	21
W	24	at Arizona (71,200)-MN/S-27	10
W	24	Tennessee (67,447)/O-3	22
L	20	at St. Louis (65,872)/O-10	42
L	29	Carolina (68,151)/O-17	31
L	16	at Minnesota (64,109)/O-24	40
-	-	BYE/O-31	
L	6	Pittsburgh (68,657)/N-7	27
L	6	at New Orleans (52,198)/N-14	24
L	7	St. Louis (68,193)/N-21	23
L	3	Green Bay (68,304)-MN/N-29	20
L	30	at Cincinnati (53,463)/D-5	44
W	26	Atlanta (67,465)/D-12	7
L	24	at Carolina (62,373)/D-18	41
L	20	Washington (68,329)-SUN/D-26	(OT) 26
L	29	at Atlanta (57,980)-MN/J-3	34
295			453

TEAM STATISTICS		49ers	Opp
TOTAL FIRST DOWNS		300	315
By Rushing		102	91
By Passing		172	192
By Penalties		26	32
TOTAL YARDS GAINED		5380	5687
By Rushing		2085	1619
By Passing		3295	4068
TOTAL PLAYS FROM SCRIMMAGE		1012	979
Rushes		419	426
Average Gain Per Rush		5.0	3.8
NET YARDS PASSING		3295	4068
Passes Attempted		560	521
Passes Completed		324	317
Percent Completed		57.9	60.8
Had Intercepted		19	13
Times Sacked		34	32
Lost Attempting to Pass		241	227
PUNTS		73	69
Total Yardage of Punts		2883	2712
Average Length		39.5	39.3
KICKOFF RETURNS		77	47
Total Yards Returned		1579	1093
Average Length of Return		20.5	23.3
PENALTIES		120	96
Yards Penalized		1045	760
FUMBLES		29	18
Own Fumbles Recovered		16	11
Opponents' Fumbles Recovered		7	13
FIELD GOALS		21	27
Field Goals Attempted		23	32
TOTAL POINTS SCORED		295	453
Touchdowns Scored		33	53
Touchdowns Rushing		14	11
Touchdowns Passing		14	36
Touchdown Returns		5	6
Extra Points		30	50
Safeties		1	1
AVG. TIME OF POSSESSION		30:17	29:43

SCORING	TDs	Ru	Pa	Int	Fu	KO	Pu	PAT	FG	S	Pts
Richey, Wade	0	0	0	0	0	0	0	31/30	23/21	0	93
Garner, Charlie	6	4	2	0	0	0	0	0/0	0/0	0	36
Rice, Jerry	5	0	5	0	0	0	0	0/0	0/0	0	30
Beasley, Fred	4	4	0	0	0	0	0	0/0	0/0	0	24
Owens, Terrell	4	0	4	0	0	0	0	0/0	0/0	0	24
Stokes, J.J.	3	0	3	0	0	0	0	0/0	0/0	0	20
Garcia, Jeff	2	2	0	0	0	0	0	0/0	0/0	0	12
Phillips, Lawrence	2	2	0	0	0	0	0	0/0	0/0	0	12
Walker, Darnell	2	0	0	1	1	0	0	0/0	0/0	0	12
Bryant, Junior	1	0	0	0	1	0	0	0/0	0/0	0	6
Jervey, Travis	1	1	0	0	0	0	0	0/0	0/0	0	6
McMillian, Mark	1	0	0	0	1	0	0	0/0	0/0	0	6
Schulters, Lance	1	0	0	1	0	0	0	0/0	0/0	0	6
Vardell, Tommy	1	1	0	0	0	0	0	0/0	0/0	0	6

(continued)

SCORING	TDs	Ru	Pa	Int	Fu	KO	Pu	PAT	FG	S	Pts
Young, Bryant	0	0	0	0	0	0	0	0/0	0/0	1	2
49ERS	33	14	14	2	3	0	0	31/30	23/21	1	295
OPPONENTS	53	11	36	2	1	1	2	50/50	32/27	1	453
2-pt conversions: J.J. Stokes, Team: 1-2, Opponents: 1-2											
RUSHING	Att	Yds	Avg	LG	TD						
Garner, Charlie	241	1229	5.1	53	4						
Beasley, Fred	58	276	4.8	44t	4						
Garcia, Jeff	45	231	5.1	25	2						
Phillips, Lawrence	30	144	4.8	68t	2						
Jackson, Terry	15	75	5.0	11	1						
Young, Steve	11	57	5.2	14	0						
Jervey, Travis	6	49	8.2	33	1						
Stenstrom, Steve	3	15	5.0	8	0						
Rice, Jerry	2	13	6.5	11	0						
Vardell, Tommy	6	6	1.0	5	0						
Stanley, Chad	1	0	0.0	0	0						
49ERS	418	2095	5.0	68t	14						
OPPONENTS	426	1619	3.8	52	11						
RECEIVING	No	Yds	Avg	LG	TD						
Rice, Jerry	67	830	12.4	62	5						
Owens, Terrell	60	754	12.6	36	4						
Garner, Charlie	56	535	9.6	53	2						
Stokes, J.J.	34	429	12.6	47	3						
Clark, Greg	34	347	10.2	24	0						
Beasley, Fred	32	282	8.8	24	0						
Phillips, Lawrence	15	152	10.1	47	0						
Vardell, Tommy	7	36	5.1	11	0						
Harris, Mark	6	66	11.0	33	0						
Cline, Tony	4	45	11.3	30	0						
Jackson, Terry	3	6	2.0	4	0						
Streets, Tai	2	25	12.5	14	0						
Fann, Chad	2	8	4.0	6	0						
Stenstrom, Steve	1	9	9.0	9	0						
Jervey, Travis	1	2	2.0	2	0						
49ERS	324	3526	10.9	62	14						
OPPONENTS	317	4295	13.6	80t	36						
INTERCEPTIONS	No	Yds	Avg	LG	TD						
Schulters, Lance	6	127	21.2	64t	1						
McDonald, Tim	2	18	9.0	18	0						
Walker, Darnell	1	27	27.0	27t	1						
McQuarters, R.W.	1	25	25.0	25	0						
Tubbs, Winfred	1	8	8.0	8	0						
McDonald, Ramos	1	4	4.0	4	0						
McMillian, Mark	1	0	0.0	0	0						
49ERS	13	209	16.1	64t	2						
OPPONENTS	19	286	15.1	93t	2						
KICKOFF RETURNS	No	Yds	Avg	LG	TD						
McQuarters, R.W.	26	568	21.9	37	0						
Phillips, Lawrence	19	415	21.8	75	0						
Preston, Roell	16	292	18.3	58	0						
Jervey, Travis	8	191	23.9	48	0						
Prioleau, Pierson	3	73	24.3	32	0						
Harris, Mark	2	26	13.0	15	0						
Peterson, Anthony	2	10	5.0	10	0						
Lynch, Ben	1	4	4.0	4	0						
49ERS	77	1579	20.5	75	0						
OPPONENTS	47	1093	23.3	97t	1						
PUNT RETURNS	No	FC	Yds	Avg	LG	TD					
McQuarters, R.W.	18	3	90	5.0	32	0					
Preston, Roell	3	8	6	2.0	6	0					
Harris, Mark	4	2	8	2.0	5	0					
Givens, Reggie	1	0	0	0.0	0	0					
49ERS	26	13	104	4.0	32	0					
OPPONENTS	33	11	399	12.1	70t	2					
PUNTING	No	Yds	Avg	TB	I-20	LG	Blk				
Stanley, Chad	69	2737	39.7	9	20	70	2				
Richey, Wade	4	146	36.5	0	1	45	0				
49ERS	73	2883	38.4	9	21	66	0				
OPPONENTS	69	2714	39.3	10	24	75	0				
PASSING	Att	Comp	Pct	Yds	LG	TD	Int	QB			
Garcia, Jeff	375	225	60.0	2544	62	11	11	77.9			
Stenstrom, Steve	100	54	54.0	536	32	0	4	52.8			
Young, Steve	84	45	53.6	446	53	3	4	60.9			
Rice, Jerry	1	0	0.0	0	0	0	0	39.6			
49ERS	560	324	57.9	3526	62	14	19	70.7			
OPPONENTS	521	317	60.8	4295	80t	36	13	99.8			

Rookie Names in Italic

2000 (6-10)

Steve Mariucci, Coach

L	28	at Atlanta (54,626)/S-3	36
L	22	Carolina (66,879)/S-10	38
L	24	at St. Louis (65,945)/S-17	41
W	41	at Dallas (64,127)/S-24	24
W	27	Arizona (66,985)/O-1	20
L	28	Oakland (68,344)/O-8	(OT) 34
L	28	at Green Bay (59,870)/O-15	31
L	16	at Carolina (73,169)/O-22	34
L	24	St. Louis (68,109)/O-29	34
L	15	at New Orleans (64,900)/N-5	31
W	21	Kansas City (68,002)/N-12	7
W	16	Atlanta (67,447)/N-19	6
-	-	BYE/N-26	-
W	45	at San Diego (57,255)/D-3	17
L	27	New Orleans (67,892)/D-10	31
W	17	Chicago (68,306)/D-17	0
L	9	at Denver (76,098)/D-23	38
388			422

TEAM STATISTICS

	49ers	Opp
TOTAL FIRST DOWNS	334	347
By Rushing	98	110
By Passing	211	194
By Penalties	25	43
TOTAL YARDS GAINED	6040	5709
By Rushing	1801	1794
By Passing	4239	3915
TOTAL PLAYS FROM SCRIMMAGE	1024	1031
Rushes	416	435
Average Gain Per Rush	4.3	4.1
NET YARDS PASSING	4239	3915
Passes Attempted	583	558
Passes Completed	366	320
Percent Completed	62.8	57.4
Had Intercepted	10	13
Times Sacked	25	38
Lost Attempting to Pass	161	270
PUNTS	70	65
Total Yardage of Punts	2727	2773
Average Length	39.0	42.7
KICKOFF RETURNS	68	63
Total Yards Returned	1299	1358
Average Length of Return	19.1	21.6
PENALTIES	134	102
Yards Penalized	1135	857
FUMBLES	22	19
Own Fumbles Recovered	13	8
Opponents' Fumbles Recovered	11	9
FIELD GOALS	15	26
Field Goals Attempted	22	31
TOTAL POINTS SCORED	388	422
Touchdowns Scored	49	49
Touchdowns Rushing	15	22
Touchdowns Passing	32	25
Touchdown Returns	2	2
Extra Points	43	46
Safeties	0	0
AVG. TIME OF POSSESSION	29:38	30:22

SCORING

	TDs	Ru	Pa	Int	Fu	KO	Pu	PAT	FG	S	Pts
Richey, Wade	0	0	0	0	0	0	0	45/43	22/15	0	88
Owens, Terrell	13	0	13	0	0	0	0	0/0	0/0	0	80
Garner, Charlie	10	7	3	0	0	0	0	0/0	0/0	0	60
Rice, Jerry	7	0	7	0	0	0	0	0/0	0/0	0	42
Beasley, Fred	6	3	3	0	0	0	0	0/0	0/0	0	36
Garcia, Jeff	4	4	0	0	0	0	0	0/0	0/0	0	24
Stokes, J.J.	3	0	3	0	0	0	0	0/0	0/0	0	20
Jackson, Terry	2	1	1	0	0	0	0	0/0	0/0	0	14
Clark, Greg	2	0	2	0	0	0	0	0/0	0/0	0	12
Montgomery, M.	1	0	0	1	0	0	0	0/0	0/0	0	6
Webster, Jason	1	0	0	1	0	0	0	0/0	0/0	0	6
49ERS	49	15	32	2	0	0	0	45/43	22/15	0	388
OPPONENTS	49	22	25	2	0	0	0	46/46	31/26	0	422

2-pt conversions: T. Jackson, T. Owens, J.J. Stokes

Team: 3-4, Opponents: 2-2

Rookie Names in Italic

	Att	Yds	Avg	LG	TD
Garner, Charlie	258	1142	4.4	42	7
Garcia, Jeff	72	414	5.8	33	4
Beasley, Fred	50	147	2.9	9	3
<i>Smith, Paul</i>	18	72	4.0	14	0
Owens, Terrell	3	11	3.7	5	0
Jackson, Terry	5	6	1.2	3	1
<i>Lewis, Jonas</i>	1	6	6.0	6	0
Stokes, J.J.	1	6	6.0	6	0
Jervey, Travis	1	0	0.0	0	0
Mirer, Rick	3	0	0.0	3	0
Streets, Tai	1	0	0.0	0	0
<i>Rattay, Tim</i>	2	-1	-0.5	0	0
Rice, Jerry	1	-2	-2.0	-2	0
49ERS	416	1801	4.3	42	15
OPPONENTS	435	1794	4.1	31	22

	No	Yds	Avg	LG	TD
Owens, Terrell	97	1451	15.0	69t	13
Rice, Jerry	75	805	10.7	68t	7
Garner, Charlie	68	647	9.5	62	3
Clark, Greg	38	342	9.0	34	2
Beasley, Fred	31	233	7.5	34	3
Stokes, J.J.	30	524	17.5	53	3
Streets, Tai	19	287	15.1	39	0
Jackson, Terry	5	48	9.6	16	1
<i>Smith, Paul</i>	2	55	27.5	47	0
Swift, Justin	1	8	8.0	8	0
49ERS	366	4400	12.0	69t	32
OPPONENTS	320	4185	13.1	78t	25

	No	Yds	Avg	LG	TD
Bronson, Zack	3	75	25.0	43	0
Montgomery, Monty	3	68	22.7	46t	1
<i>Webster, Jason</i>	2	78	39.0	70t	1
<i>Peterson, Julian</i>	2	33	16.5	31	0
Prigoleau, Pierson	1	13	13.0	13	0
Tubbs, Winfred	1	11	11.0	11	0
<i>Keith, John</i>	1	0	0.0	0	0
49ERS	13	278	21.4	70t	2
OPPONENTS	10	94	9.4	36t	2

	No	Yds	Avg	LG	TD
Williams, Kevin	30	536	17.9	33	0
<i>Lewis, Jonas</i>	9	168	18.7	26	0
<i>Smith, Paul</i>	9	167	18.6	28	0
Jervey, Travis	8	209	26.1	68	0
Streets, Tai	8	180	22.5	37	0
Jackson, Terry	1	9	9.0	19	0
<i>Milem, John</i>	1	13	13.0	13	0
Okeafor, Chike	1	17	17.0	17	0
<i>Plummer, Ahmed</i>	1	0	0.0	0	0
49ERS	68	1299	19.1	68	0
OPPONENTS	63	1358	21.6	57	0

	No	FC	Yds	Avg	LG	TD
Williams, Kevin	26	13	220	8.5	25	0
49ERS	26	13	220	8.5	25	0
OPPONENTS	32	20	332	10.4	47	0

	No	Yds	Avg	TB	I-20	LG	Bik
Stanley, Chad	69	2727	39.5	7	15	56	1
49ERS	70	2727	39.0	7	15	56	1
OPPONENTS	65	2773	42.7	10	16	66	0

	Att	Comp	Pct	Yds	LG	TD	Int	QB
Garcia, Jeff	561	355	63.3	4278	69t	31	10	97.6
Mirer, Rick	20	10	50.0	126	26	1	0	86.7
<i>Rattay, Tim</i>	1	1	100.0	-4	-4	0	0	79.2
Rice, Jerry	1	0	0.0	0	0	0	0	39.6
49ERS	583	366	62.8	4400	69t	32	10	97.0
OPPONENTS	558	320	57.4	4185	78t	25	13	86.4

2001 (12-4/12-5)

Steve Mariucci, Coach

W	16	Atlanta (65,989)/S-9	(OT) 13
L	26	St. Louis (67,536)/S-23	30
W	19	at New York Jets (78,722)-MN/O-1	17
W	24	Carolina (66,944)-SUN/O-7	14
W	37	at Atlanta (48,100)/O-14	(OT) 31
-	-	BYE/O-21	-
L	31	at Chicago (66,944)/O-28	(OT) 37
W	21	Detroit (67,605)/N-4	13
W	28	New Orleans (68,083)/N-11	27
W	25	at Carolina (72,665)/N-18	(OT) 22
W	40	at Indianapolis (56,393)/N-25	21
W	35	Buffalo (67,252)-SUN/D-2	0
L	14	at St. Louis (66,218)/D-9	27
W	21	Miami (68,223)/D-16	0
W	13	Philadelphia (68,124)/D-22	3
L	21	at Dallas (64,366)/D-30	27
W	38	at New Orleans (70,020)/J-6	0
409			282

NFC WILD CARD - JAN. 13

(at Green Bay - Lambeau Field)

L	15	at Green Bay (59,825)	25
---	----	-----------------------	----

TEAM STATISTICS

	49ers	Opp
TOTAL FIRST DOWNS	328	289
By Rushing	121	89
By Passing	184	179
By Penalties	23	21
TOTAL YARDS GAINED	5689	4954
By Rushing	2244	1571
By Passing	3445	3383
TOTAL PLAYS FROM SCRIMMAGE	1041	988
Rushes	509	389
Average Gain Per Rush	4.3	4.1
NET YARDS PASSING	3445	3383
Passes Attempted	506	567
Passes Completed	318	332
Percent Completed	62.8	58.6
Had Intercepted	12	24
Times Sacked	26	32
Lost Attempting to Pass	114	220
PUNTS	69	72
Total Yardage of Punts	2813	2981
Average Length	40.8	41.4
KICKOFF RETURNS	61	68
Total Yards Returned	1336	1408
Average Length of Return	21.9	20.7
PENALTIES	82	95
Yards Penalized	669	812
FUMBLES	19	24
Own Fumbles Recovered	12	14
Opponents' Fumbles Recovered	10	7
FIELD GOALS	18	23
Field Goals Attempted	25	27
TOTAL POINTS SCORED	409	282
Touchdowns Scored	51	30
Touchdowns Rushing	16	9
Touchdowns Passing	32	18
Touchdown Returns	3	3
Extra Points	47	23
Safeties	0	1
AVG. TIME OF POSSESSION	31:49	28:11

SCORING

	TDs	Ru	Pa	Int	Fu	KO	Pu	PAT	FG	S	Pts
Cortez, Jose	0	0	0	0	0	0	0	47/47	25/18	0	101
Owens, Terrell	16	0	16	0	0	0	0	0/0	0/0	0	96
Stokes, J.J.	7	0	7	0	0	0	0	0/0	0/0	0	42
Barlow, Kevan	5	4	1	0	0	0	0	0/0	0/0	0	30
Garcia, Jeff	5	5	0	0	0	0	0	0/0	0/0	0	30
Hearst, Garrison	5	4	1	0	0	0	0	0/0	0/0	0	30
Johnson, Eric	3	0	3	0	0	0	0	0/0	0/0	0	20
Jackson, Terry	3	1	2	0	0	0	0	0/0	0/0	0	18
Bronson, Zack	2	0	0	2	0	0	0	0/0	0/0	0	12

Rookie Names in Italic

(continued)

SCORING

	TDs	Ru	Pa	Int	Fu	KO	Pu	PAT	FG	S	Pts
Beasley, Fred	1	1	0	0	0	0	0	0/0	0/0	0	6
Peterson, Julian	1	0	0	0	1	0	0	0/0	0/0	0	6
Smith, Paul	1	1	0	0	0	0	0	0/0	0/0	0	6
Streets, Tai	1	0	1	0	0	0	0	0/0	0/0	0	6
Swift, Justin	1	0	1	0	0	0	0	0/0	0/0	0	6
49ERS	51	16	32	2	1	0	0	47/47	25/18	0	409
OPPONENTS	30	9	18	3	0	0	0	23/23	27/23	1	282

2-pt conversions: E. Johnson Team: 1-3, Opponents: 4-6

RUSHING

	Att	Yds	Avg	LG	TD
Hearst, Garrison	252	1206	4.8	43t	4
Barlow, Kevan	125	512	4.1	25	4
Garcia, Jeff	72	254	3.5	25	5
Jackson, Terry	22	138	6.3	15	1
Beasley, Fred	23	73	3.2	16	1
Smith, Paul	4	27	6.8	13t	1
Owens, Terrell	4	21	5.3	12	0
Sutherland, Vinny	1	16	16.0	16	0
Baker, Jason	1	0	0.0	0	0
Rattay, Tim	5	-3	-0.6	1	0
49ERS	509	2244	4.4	43t	16
OPPONENTS	389	1571	4.0	39	9

RECEIVING

	No	Yds	Avg	Long	TD
Owens, Terrell	93	1412	15.2	60t	16
Stokes, J.J.	54	585	10.8	47	7
Hearst, Garrison	41	347	8.5	60t	1
Johnson, Eric	40	362	9.1	24	3
Streets, Tai	28	345	12.3	52	1
Barlow, Kevan	22	247	11.2	61t	1
Beasley, Fred	16	99	6.2	15	0
Jackson, Terry	12	91	7.6	14	2
Swift, Justin	11	66	6.0	13	1
Sutherland, Vinny	1	5	5.0	5	0
49ERS	318	3559	11.2	61t	32
OPPONENTS	332	3603	10.9	63	18

INTERCEPTIONS

	No	Yds	Avg	Long	TD
Bronson, Zack	7	165	23.6	97t	2
Plummer Ahmed	7	45	6.4	24	0
Webster, Jason	3	61	20.3	31	0
Schulters, Lance	3	0	0.0	0	0
Winborn, Jamie	2	40	20.0	29	0
Holman, Rashad	1	19	19.0	19	0
Smith, Derek	1	0	0.0	0	0
49ERS	24	330	13.8	97t	2
OPPONENTS	12	232	19.3	74t	3

KICKOFF RETURNS

	No	Yds	Avg	Long	TD
Sutherland, Vinny	50	1140	22.8	65	0
Wilson, Cedrick	6	127	21.2	34	0
Smith, Paul	3	37	12.3	16	0
Lewis, Jonas	2	32	16.0	19	0
49ERS	61	1336	21.9	65	0
OPPONENTS	68	1408	20.7	46	0

PUNT RETURNS

	No	FC	Yds	Avg	LG	TD
Sutherland, Vinny	21	19	147	7.0	19	0
Wilson, Cedrick	2	0	4	2.0	3	0
49ERS	23	19	151	6.6	19	0
OPPONENTS	34	14	290	8.5	34	0

PUNTING

	No	Yds	Avg	TB	I-20	LG	Bik
Baker, Jason	69	2813	40.8	4	21	64	0
49ERS	69	2813	40.8	4	21	64	0
OPPONENTS	72	2981	41.4	12	25	68	1

PASSING

	Att	Comp	Pct	Yds	LG	TD	Int	QB
Garcia, Jeff	504	316	62.7	3538	61t	32	12	94.8
Rattay, Tim	2	2	100.0	21	20	0	0	110.4
49ERS	506	318	62.8	3559	61t	32	12	95.0
OPPONENTS	567	332	58.6	3603	63	18	24	70.3

2002 (10-6/11-7)

**NFC West Champions
Steve Mariucci, Coach**

W	16	at New York Giants (78,748)–THN/S–5	13
L	14	Denver (67,685)/S–15	24
W	20	Washington (67,541)/S–22	10
–	–	BYE/S–29	–
W	37	St. Louis (67,853)/O–6	13
W	28	at Seattle (66,420)–MN/O–14	21
L	27	at New Orleans (67,903)/O–20	35
W	38	Arizona (67,173)/O–27	28
W	23	at Oakland (62,660)/N–3	(OT) 20
W	17	Kansas City (67,881)/N–10	13
L	17	at San Diego (67,161)/N–17	(OT) 20
L	17	Philadelphia (67,919)–MN/N–25	38
W	31	Seattle (67,594)/D–1	24
W	31	at Dallas (64,097)/D–8	27
L	14	Green Bay (67,947)/D–15	20
W	17	at Arizona (44,051)/D–21	14
L	20	at St. Louis (66,118)–MN/D–30	31

367 351

NFC WILD CARD - JAN. 5

(at San Francisco – 3Com Park)

W	39	New York Giants (66,318)	38
---	----	--------------------------	----

NFC PLAYOFF - JAN. 12

(at Tampa Bay – Raymond James Stadium)

L	6	at Tampa Bay (65,599)	31
---	---	-----------------------	----

TEAM STATISTICS

	49ers	Opp
TOTAL FIRST DOWNS	342	307
By Rushing	141	96
By Passing	182	188
By Penalties	19	23
TOTAL YARDS GAINED	5701	5158
By Rushing	2244	1652
By Passing	3457	3506
TOTAL PLAYS FROM SCRIMMAGE	1082	978
Rushes	489	394
Average Gain Per Rush	5.3	5.3
NET YARDS PASSING	3457	3506
Passes Attempted	571	552
Passes Completed	354	340
Percent Completed	62.0	61.6
Had Intercepted	10	19
Times Sacked	22	32
Lost Attempting to Pass	119	195
PUNTS	65	65
Total Yardage of Punts	2493	2699
Average Length	38.4	41.5
KICKOFF RETURNS	68	73
Total Yards Returned	1386	1665
Average Length of Return	20.4	22.8
PENALTIES	87	82
Yards Penalized	725	681
FUMBLES	15	24
Own Fumbles Recovered	8	16
Opponents' Fumbles Recovered	8	7
FIELD GOALS	26	22
Field Goals Attempted	36	30
TOTAL POINTS SCORED	367	351
Touchdowns Scored	41	41
Touchdowns Rushing	16	14
Touchdowns Passing	23	23
Touchdown Returns	2	4
Extra Points	39	39
Safeties	0	0
AVG. TIME OF POSSESSION	32:00	28:00

SCORING

	TDs	Ru	Pa	Int	Fu	KO	Pu	PAT	FG	S	Pts
Owens, Terrell	14	1	13	0	0	0	0	0/0	0/0	0	84
Cortez, Jose TM	0	0	0	0	0	0	0	25/25	24/18	0	79
Hearst, Garrison	9	8	1	0	0	0	0	0/0	0/0	0	56
Chandler, Jeff	0	0	0	0	0	0	0	14/14	12/8	0	38
Barlow, Kevan	5	4	1	0	0	0	0	0/0	0/0	0	30
Streets, Tai	5	0	5	0	0	0	0	0/0	0/0	0	30

(continued)

SCORING

	TDs	Ru	Pa	Int	Fu	KO	Pu	PAT	FG	S	Pts
Garcia, Jeff	3	3	0	0	0	0	0	0/0	0/0	0	20
Beasley, Fred	1	0	1	0	0	0	0	0/0	0/0	0	6
Stokes, J.J.	1	0	1	0	0	0	0	0/0	0/0	0	6
Webster, Jason	1	0	0	1	0	0	0	0/0	0/0	0	6
Williams, Jimmy	1	0	0	0	0	0	1	0/0	0/0	0	6
Wilson, Cedrick	1	0	1	0	0	0	0	0/0	0/0	0	6
49ERS	41	16	23	1	0	0	1	39/39	36/26	0	367
OPPONENTS	41	14	23	0	1	1	2	39/39	30/22	0	351

2-pt conversions: J. Garcia, G. Hearst Team: 2–2, Opponents: 0–2

RUSHING

	Att	Yds	Avg	LG	TD
Hearst, Garrison	215	972	4.5	40	8
Barlow, Kevan	145	675	4.7	35	4
Garcia, Jeff	73	353	4.8	21t	3
Smith, Paul	18	90	5.0	16	0
Owens, Terrell	7	79	11.3	38t	1
Beasley, Fred	26	75	2.9	9	0
Rattay, Tim	5	0	0.0	5	0
49ERS	489	2244	4.6	40	16
OPPONENTS	394	1652	4.2	53	14

RECEIVING

	No	Yds	Avg	Long	TD
Owens, Terrell	100	1300	13.0	76t	13
Streets, Tai	72	756	10.5	47t	5
Hearst, Garrison	48	317	6.6	16	1
Johnson, Eric	36	321	8.9	38	0
Stokes, J.J.	32	332	10.4	51	1
Beasley, Fred	22	152	6.9	25t	1
Wilson, Cedrick	15	166	11.1	22	1
Barlow, Kevan	14	136	9.7	29	1
Swift, Justin	10	63	6.3	11	0
Smith, Paul	5	33	6.6	11	0
49ERS	354	3576	10.1	76t	23
OPPONENTS	340	3701	10.9	58	23

INTERCEPTIONS

	No	Yds	Avg	Long	TD
Parrish, Tony	7	204	29.1	60	0
Heard, Ronnie	4	60	15.0	30	0
Bronson, Zack	3	28	9.3	20	0
Webster, Jason	1	37	37.0	37t	1
Hawthorne, Duane LG	1	15	15.0	15	0
Peterson, Julian	1	2	2.0	2	0
Holman, Rashad	1	1	1.0	1	0
Plummer, Ahmed	1	0	0.0	0	0
Stewart, Quincy	1	0	0.0	0	0
49ERS	19	332	17.5	60	1
OPPONENTS	10	54	5.4	36	0

KICKOFF RETURNS

	No	Yds	Avg	Long	TD
Williams, Jimmy	35	765	21.9	50	0
Robertson, Jamal	11	242	22.0	42	0
Wilson, Cedrick	10	195	19.5	37	0
Smith, Paul	7	107	15.3	28	0
Jackson, Eric	4	67	16.8	23	0
Kosier, Kyle	1	10	10.0	10	0
49ERS	68	1386	20.4	50	0
OPPONENTS	73	1665	22.8	84t	1

PUNT RETURNS

	No	FC	Yds	Avg	LG	TD
Williams, Jimmy	20	8	336	16.8	89t	1
Wilson, Cedrick	8	4	59	7.4	13	0
49ERS	28	12	395	14.1	89t	1
OPPONENTS	37	13	359	9.7	76t	2

PUNTING

	No	Yds	Avg	TB	I-20	LG	Bik
Baker, Jason TM	42	1688	40.2	3	12	51	0
LaFleur, Bill	22	805	36.6	1	5	60	1
49ERS	64	2493	38.4	4	17	60	1
OPPONENTS	65	2699	41.5	5	17	64	0

PASSING

	Att	Comp	Pct	Yds	LG	TD	Int	QB
Garcia, Jeff	528	328	62.1	3344	76t	21	10	85.6
Rattay, Tim	43	26	60.5	232	27t	2	0	90.5
49ERS	571	354	62.0	3576	76t	23	10	86.0
OPPONENTS	552	340	61.6	3701	58	23	19	80.9

2003 (7-9)

Dennis Erickson, Coach

W	49	Chicago (67,554)/S-7	7
L	24	at St. Louis (65,990)/S-14	(OT) 27
L	12	Cleveland (67,412)/S-21	13
L	7	at Minnesota (64,111)/S-28	35
W	24	Detroit (67,365)/O-5	17
L	19	at Seattle (66,437)-SUN/O-12	20
W	24	Tampa Bay (67,809)/O-19	7
L	13	at Arizona (40,824)/O-26	(OT) 16
W	30	St. Louis (67,812)/N-2	10
-	-	BYE/N-9	-
W	30	Pittsburgh (67,877)-MN/N-17	14
L	10	at Green Bay (70,250)/N-23	20
L	6	at Baltimore (69,549)/N-30	44
W	50	Arizona (66,975)/D-7	14
L	38	at Cincinnati (64,666)/D-14	41
W	31	at Philadelphia (67,866)/D-21	(OT) 28
L	17	Seattle (67,840)/D-27	24
384			337

TEAM STATISTICS

	49ers	Opp
TOTAL FIRST DOWNS	313	292
By Rushing	118	99
By Passing	172	165
By Penalties	23	28
TOTAL YARDS GAINED	5687	4928
By Rushing	2279	1690
By Passing	3408	3238
TOTAL PLAYS FROM SCRIMMAGE	1038	976
Rushes	499	420
Average Gain Per Rush	5.5	5.0
NET YARDS PASSING	3408	3238
Passes Attempted	511	514
Passes Completed	299	310
Percent Completed	58.5	60.3
Had Intercepted	15	23
Times Sacked	28	32
Lost Attempting to Pass	158	195
PUNTS	69	76
Total Yardage of Punts	2629	2975
Average Length	38.1	39.1
KICKOFF RETURNS	64	77
Total Yards Returned	1327	1641
Average Length of Return	20.7	21.3
PENALTIES	104	78
Yards Penalized	807	720
FUMBLES	24	23
Own Fumbles Recovered	14	9
Opponents' Fumbles Recovered	14	10
FIELD GOALS	26	17
Field Goals Attempted	37	26
TOTAL POINTS SCORED	384	337
Touchdowns Scored	44	41
Touchdowns Rushing	16	13
Touchdowns Passing	25	25
Touchdown Returns	3	3
Extra Points	38	40
Safeties	1	0
AVG. TIME OF POSSESSION	30:54	29:06

SCORING

	TDs	Ru	Pa	Int	Fu	KO	Pu	PAT	FG	S	Pts
Peterson, Todd	0	0	0	0	0	0	0	23/22	15/12	0	58
Owens, Terrell	9	0	9	0	0	0	0	0/0	0/0	0	54
Barlow, Kevan	7	6	1	0	0	0	0	0/0	0/0	0	42
Garcia, Jeff	7	7	0	0	0	0	0	0/0	0/0	0	42
Streets, Tai	7	0	7	0	0	0	0	0/0	0/0	0	42
Pochman, Owen	0	0	0	0	0	0	0	10/9	15/8	0	33
Chandler, Jeff	0	0	0	0	0	0	0	8/7	7/6	0	25
Hearst, Garrison	4	3	1	0	0	0	0	0/0	0/0	0	24
Wilson, Cedrick	3	0	2	0	0	1	0	0/0	0/0	0	18
Lloyd, Brandon	2	0	2	0	0	0	0	0/0	0/0	0	14
Beasley, Fred	1	0	1	0	0	0	0	0/0	0/0	0	6
Harris, Kwame	1	0	0	1	0	0	0	0/0	0/0	0	6
Plummer, Ahmed	1	0	0	1	0	0	0	0/0	0/0	0	6

Rookie Names in Italic

(continued)

SCORING

	TDs	Ru	Pa	Int	Fu	KO	Pu	PAT	FG	S	Pts
Walker, Aaron	1	0	1	0	0	0	0	0/0	0/0	0	6
Weaver, Jed	1	0	1	0	0	0	0	0/0	0/0	0	6
Ulbrich, Jeff	0	0	0	0	0	0	0	0/0	0/0	1	2
49ERS	44	16	25	2	0	1	0	41/38	37/26	1	384
OPPONENTS	41	13	25	3	0	0	0	40/40	26/17	0	337

2-pt conversions: B. Lloyd Team: 1-3, Opponents: 0-1

RUSHING

	Att	Yds	Avg	LG	TD
Barlow, Kevan	201	1024	5.1	78t	6
Hearst, Garrison	178	768	4.3	36	3
Garcia, Jeff	56	319	5.7	21t	7
Robertson, Jamal	32	136	4.3	23	0
Beasley, Fred	17	24	1.4	5	0
Battle, Arnaz	2	14	7.0	9	0
LaFleur, Bill	1	0	0.0	0	0
Rattay, Tim	8	0	0.0	6	0
Owens, Terrell	3	-2	-0.7	3	0
Wilson, Cedrick	1	-4	-4.0	-4	0
49ERS	499	2279	4.6	78t	16
OPPONENTS	420	1690	4.0	49t	13

RECEIVING

	No	Yds	Avg	Long	TD
Owens, Terrell	80	1102	13.8	75t	9
Streets, Tai	47	595	12.7	41t	7
Weaver, Jed	35	437	12.5	30	1
Wilson, Cedrick	35	396	11.3	29	2
Barlow, Kevan	35	307	8.8	48	1
Hearst, Garrison	25	211	8.4	26	1
Beasley, Fred	19	184	9.7	32	1
Lloyd, Brandon	14	212	15.1	44	2
Walker, Aaron	8	116	14.5	26	1
Garcia, Jeff	1	6	6.0	6	0
49ERS	299	3566	11.9	75t	25
OPPONENTS	310	3544	11.4	75t	25

INTERCEPTIONS

	No	Yds	Avg	Long	TD
Parrish, Tony	9	202	22.4	49	0
Plummer, Ahmed	4	85	21.3	68t	1
Rumph, Mike	3	19	6.3	12	0
Peterson, Julian	2	31	15.5	31	0
Bronson, Zack	1	22	22.0	22	0
Webster, Jason	1	17	17.0	17	0
Ulbrich, Jeff	1	7	7.0	7	0
Williams, Jimmy	1	6	6.0	6	0
Heard, Ronnie	1	0	0.0	0	0
49ERS	23	389	16.9	68t	1
OPPONENTS	15	291	19.4	65	1

KICKOFF RETURNS

	No	Yds	Avg	Long	TD
Wilson, Cedrick	37	836	22.6	95t	1
Williams, Jimmy	11	207	18.8	41	0
Bruce, Arland	6	125	20.8	29	0
Battle, Arnaz	5	88	17.6	21	0
Lloyd, Brandon	2	32	16.0	21	0
Moran, Sean	2	35	17.5	19	0
Gutierrez, Brock	1	4	4.0	4	0
49ERS	64	1327	20.7	95t	1
OPPONENTS	77	1641	21.3	75	0

PUNT RETURNS

	No	FC	Yds	Avg	LG	TD
Williams, Jimmy	35	10	240	6.9	20	0
Bruce, Arland	4	2	24	6.0	18	0
Wilson, Cedrick	1	3	12	12.0	12	0
49ERS	40	15	276	6.9	20	0
OPPONENTS	28	15	258	9.2	81t	1

PUNTING

	No	Yds	Avg	TB	I-20	LG	Blk
LaFleur, Bill	68	2629	38.7	3	17	56	1
49ERS	68	2629	38.1	3	17	56	1
OPPONENTS	76	2975	39.1	3	16	58	1

PASSING

	Att	Comp	Pct	Yds	LG	TD	Int	QB
Garcia, Jeff	392	225	57.4	2704	75t	18	13	80.1
Rattay, Tim	118	73	61.9	856	61t	7	2	96.6
Wilson, Cedrick	1	1	100.0	6	6	0	0	91.7
49ERS	511	299	58.5	3566	75t	25	15	84.0
OPPONENTS	514	310	60.3	3544	75t	25	23	78.6

2004 (2-14)

Dennis Erickson, Coach

L	19	Atlanta (65,584)/S-12	21
L	27	at New Orleans (64,900)/S-19	30
L	0	at Seattle (66,709)/S-26	34
L	14	St. Louis (66,696)-SUN/O-3	24
W	31	Arizona (62,836)/O-10	(OT) 22
L	14	at New York Jets (78,189)/O-17	28
-	-	BYE/O-24	-
L	13	at Chicago (62,054)-SUN/O-31	23
L	27	Seattle (64,423)/N-7	42
L	27	Carolina (63,618)/N-14	37
L	3	at Tampa Bay (65,234)/N-21	35
L	17	Miami (66,156)/N-28	24
L	6	at St. Louis (65,793)/D-5	16
W	31	at Arizona (35,069)/D-12	(OT) 28
L	16	Washington (65,710)-SA/D-19	26
L	7	Buffalo (63,248)/D-26	41
L	7	at New England (68,756)/J-2	21
259			452

TEAM STATISTICS		49ers	Opp
TOTAL FIRST DOWNS		280	322
By Rushing		83	121
By Passing		172	179
By Penalties		25	22
TOTAL YARDS GAINED		4585	5481
By Rushing		1449	1995
By Passing		3136	3486
TOTAL PLAYS FROM SCRIMMAGE		1026	1014
Rushes		413	495
Average Gain Per Rush		4.5	5.4
NET YARDS PASSING		3136	3486
Passes Attempted		561	490
Passes Completed		325	308
Percent Completed		57.9	62.9
Had Intercepted		21	9
Times Sacked		52	29
Lost Attempting to Pass		319	194
PUNTS		96	80
Total Yardage of Punts		3990	3268
Average Length		41.6	40.9
KICKOFF RETURNS		84	56
Total Yards Returned		1716	1119
Average Length of Return		20.4	20.0
PENALTIES		103	107
Yards Penalized		859	867
FUMBLES		33	24
Own Fumbles Recovered		14	12
Opponents' Fumbles Recovered		12	19
FIELD GOALS		18	25
Field Goals Attempted		22	29
TOTAL POINTS SCORED		259	452
Touchdowns Scored		30	54
Touchdowns Rushing		10	22
Touchdowns Passing		17	27
Touchdown Returns		3	5
Extra Points		23	51
Safeties		1	0
AVG. TIME OF POSSESSION		29:00	31:00
SCORING	TDs Ru Pa Int Fu KO Pu PAT FG S Pts		
Peterson, Todd	0 0 0 0 0 0 0 0 23/23	22/18	0 77
Barlow, Kevan	7 7 0 0 0 0 0 0 0/0	0/0	0 42
Lloyd, Brandon	6 0 6 0 0 0 0 0 0/0	0/0	0 38
Conway, Curtis	3 0 3 0 0 0 0 0 0/0	0/0	0 20
Wilson, Cedrick	3 0 3 0 0 0 0 0 0/0	0/0	0 18
Hicks, Maurice	2 2 0 0 0 0 0 0 0/0	0/0	0 12
Johnson, Eric	2 0 2 0 0 0 0 0 0/0	0/0	0 12
Battle, Arnaz	1 0 0 0 0 0 1 0 0/0	0/0	0 6
Bush, Steve LG	1 0 1 0 0 0 0 0 0/0	0/0	0 6
Carpenter, Dwaine	1 0 0 0 0 0 1 0 0/0	0/0	0 6
Robertson, Jamal TM	1 1 0 0 0 0 0 0 0/0	0/0	0 6
Smith, Derek	1 0 0 0 0 0 1 0 0/0	0/0	0 6
Woods, Rashaun	1 0 1 0 0 0 0 0 0/0	0/0	0 6
Rattay, Tim	0 0 0 0 0 0 0 0 0/0	0/0	0 2
49ERS	30 10 17 0 0 3 0 23/23	22/18	1 259
OPPONENTS	54 22 27 0 0 5 0 51/51	29/25	0 452

2-pt conversions: C. Conway, B. Lloyd, T. Rattay

Team: 3-6, Opponents: 1-3

Rookie Names in Italic

RUSHING	No	Yds	Avg	Long	TD
Barlow, Kevan	244	822	3.4	60	7
Hicks, Maurice	96	362	3.8	35	2
Jackson, Terry	26	101	3.9	13	0
Robertson, Jamal TM	16	71	4.4	16	1
Rattay, Tim	12	55	4.6	15	0
Beasley, Fred	9	15	1.7	4	0
Dorsey, Ken	5	7	1.4	3	0
Wilson, Cedrick	1	6	6.0	6	0
Battle, Arnaz	2	5	2.5	7	0
<i>Pickett, Cody</i>	1	5	5.0	5	0
Isom, Jansen	1	0	0.0	0	0
49ERS	413	1449	3.5	60	10
OPPONENTS	495	1995	4.0	29	22

RECEIVING	No	Yds	Avg	Long	TD
Johnson, Eric	82	825	10.1	25	2
Wilson, Cedrick	47	641	13.6	39	3
Lloyd, Brandon	43	565	13.1	52	6
Conway, Curtis	38	403	10.6	37	3
Barlow, Kevan	35	212	6.1	15	0
Jackson, Terry	21	139	6.6	22	0
Hicks, Maurice	16	154	9.6	19	0
Walker, Aaron	10	115	11.5	30	0
Beasley, Fred	10	44	4.4	9	0
Battle, Arnaz	8	143	17.9	65	0
<i>Woods, Rashaun</i>	7	160	22.9	59	1
Robertson, Jamal TM	4	34	8.5	14	0
Bush, Steve LG	2	10	5.0	6	1
Bush, Steve TM	2	10	5.0	6	1
Ware, Kevin	1	9	9.0	9	0
Isom, Jansen	1	1	1.0	1	0
49ERS	325	3455	10.6	65	16
OPPONENTS	308	3680	11.9	60	27

INTERCEPTIONS	No	Yds	Avg	Long	TD
Parrish, Tony	4	64	16.0	26	0
Carpenter, Dwaine	1	31	31.0	31	0
Ulbrich, Jeff	1	19	19.0	19	0
Heard, Ronnie	1	14	14.0	14	0
Winborn, Jamie	1	1	1.0	1	0
<i>Adams, Mike</i>	1	0	0.0	0	0
49ERS	9	129	14.3	31	0
OPPONENTS	21	479	22.8	85	4

KICKOFF RETURNS	No	Yds	Avg	Long	TD
Hicks, Maurice	31	623	20.1	35	0
Robertson, Jamal TM	25	560	22.4	37	0
Battle, Arnaz	13	257	19.8	40	0
Wilson, Cedrick	10	196	19.6	36	0
Williams, Jimmy	3	58	19.3	23	0
Jackson, Terry	2	22	11.0	14	0
49ERS	84	1716	20.4	40	0
OPPONENTS	56	1119	20.0	73	0

PUNT RETURNS	Ret	FC	Yds	Avg	Long	TD
Battle, Arnaz	31	20	266	8.6	71t	1
Wilson, Cedrick	2	1	21	10.5	13	0
Fleck, P.J.	1	0	10	10.0	10	0
Peterson, Julian	1	0	6	6.0	6	0
49ERS	35	21	303	8.7	71t	1
OPPONENTS	51	17	445	8.7	35	0

PUNTING	No	Yds	Avg	Net	TB	I-20	Lg	B
Lee, Andy	96	3990	41.6	35.3	8	25	81	0
49ERS	96	3990	41.6	35.3	8	25	81	0
OPPONENTS	79	3268	40.9	35.8	5	28	61	1

PASSING	Att	Comp	Pct	Yds	LG	TD	Int	QB
Rattay, Tim	325	198	60.9	2169	65	10	10	78.1
<i>Dorsey, Ken</i>	226	123	54.4	1231	59	6	9	62.4
<i>Pickett, Cody</i>	10	4	40.0	55	18	0	2	18.8
49ERS	561	325	57.9	3455	65	16	21	69.9
OPPONENTS	490	308	62.9	3680	60	27	9	96.5

2005 (4-12)

Mike Nolan, Coach

W	28	St. Louis (67,918)/S-11	25
L	3	at Philadelphia (67,727)/S-18	42
L	31	Dallas (68,247)/S-25	34
L	14	at Arizona in MC (103,467)-SUN/O-2	31
L	3	Indianapolis (68,084)/O-9	28
-	-	BYE/O-16	-
L	17	at Washington (90,224)/O-23	52
W	15	Tampa Bay (63,358)/O-30	10
L	6	New York Giants (63,820)/N-6	24
L	9	at Chicago (62,153)/N-13	17
L	25	Seattle (63,590)/N-20	27
L	22	at Tennessee (69,149)/N-27	33
L	10	Arizona (60,439)/D-4	17
L	3	at Seattle (66,690)/D-11	41
L	9	at Jacksonville (64,764)/D-18	10
W	24	at St. Louis (65,473)/D-24	20
W	20	Houston (67,970)/J-1	(OT) 17
			239
			428

TEAM STATISTICS

	49ers	Opp
TOTAL FIRST DOWNS	191	335
By Rushing	70	115
By Passing	96	205
By Penalties	25	15
TOTAL YARDS GAINED	3587	6259
By Rushing	1689	1832
By Passing	1898	4427
TOTAL PLAYS FROM SCRIMMAGE	865	1090
Rushes	428	486
Average Gain Per Rush	4.1	5.7
NET YARDS PASSING	1898	4427
Passes Attempted	389	576
Passes Completed	204	374
Percent Completed	52.4	64.9
Had Intercepted	21	16
Times Sacked	48	28
Lost Attempting to Pass	292	193
PUNTS	108	71
Total Yardage of Punts	4447	2846
Average Length	41.2	40.1
KICKOFF RETURNS	81	48
Total Yards Returned	1540	960
Average Length of Return	19.0	20.0
PENALTIES	106	120
Yards Penalized	780	961
FUMBLES	31	18
Own Fumbles Recovered	17	8
Opponents' Fumbles Recovered	10	14
FIELD GOALS	26	29
Field Goals Attempted	29	36
TOTAL POINTS SCORED	239	428
Touchdowns Scored	23	49
Touchdowns Rushing	9	19
Touchdowns Passing	8	28
Touchdown Returns	6	2
Extra Points	21	43
Field Goals	26	29
Safeties	0	0
AVG. TIME OF POSSESSION	27:18	32:42

SCORING

	TDs	Ru	Pa	Int	Fu	KO	Pu	PAT	FG	S	Pts
Nedney, Joe	0	0	0	0	0	0	0	19/19	28/26	0	97
Lloyd, Brandon	5	0	5	0	0	0	0	0/0	0/0	0	30
Barlow, Kevan	3	3	0	0	0	0	0	0/0	0/0	0	18
Battle, Arnaz	3	0	3	0	0	0	0	0/0	0/0	0	18
Gore, Frank	3	3	0	0	0	0	0	0/0	0/0	0	18
Hicks, Maurice	3	3	0	0	0	0	0	0/0	0/0	0	18
Adams, Mike	1	0	0	1	0	0	0	0/0	0/0	0	6
Amey, Fred	1	0	0	0	0	0	1	0/0	0/0	0	6
Johnson, Derrick	1	0	0	0	1	0	0	0/0	0/0	0	6
Parrish, Tony	1	0	0	1	0	0	0	0/0	0/0	0	6
Smith, Derek	1	0	0	0	1	0	0	0/0	0/0	0	6
Spencer, Shawntae	1	0	0	1	0	0	0	0/0	0/0	0	6

Rookie Names in Italic

(continued)

SCORING

	TDs	Ru	Pa	Int	Fu	KO	Pu	PAT	FG	S	Pts
Cortez, Jose TM	0	0	0	0	0	0	0	2/2	1/0	0	2
Jackson, Terry	0	0	0	0	0	0	0	0/0	0/0	0	2
49ERS	23	9	8	3	2	0	1	21/21	29/26	0	239
OPPONENTS*	49	19	28	1	0	0	0	44/43	36/29	0	428

2-pt conversions: Jackson, Team: 1-2, Opponents: 2-5

*ret blkd FGA

RUSHING

	No	Yds	Avg	Long	TD
Gore, Frank	127	608	4.8	72t	3
Barlow, Kevan	176	581	3.3	29	3
Hicks, Maurice	59	308	5.2	73t	3
Smith, Alex	30	103	3.4	19	0
Pickett, Cody	13	42	3.2	12	0
Rattay, Tim TM	7	18	2.6	13	0
Battle, Arnaz	8	11	1.4	9	0
Dorsey, Ken	4	11	2.8	6	0
Jackson, Terry	2	11	5.5	11	0
Hetherington, Chris	1	3	3.0	3	0
Marshall, Rasheed	1	-7	-7.0	-7	0
49ERS	428	1689	3.9	73t	9
OPPONENTS	486	1832	3.8	40	19

RECEIVING

	No	Yds	Avg	Long	TD
Lloyd, Brandon	48	733	15.3	89t	5
Battle, Arnaz	32	363	11.3	39	3
Barlow, Kevan	31	241	7.8	24	0
Morton, Johnnie	21	288	13.7	30	0
Gore, Frank	15	131	8.7	47	0
Hicks, Maurice	12	47	3.9	11	0
Jackson, Terry	10	67	6.7	12	0
Jones, Terry LG	9	76	8.4	21	0
Jones, Terry TM	9	76	8.4	21	0
McAddley, Jason	7	125	17.9	38	0
Bajema, Billy	5	54	10.8	24	0
Hetherington, Chris	5	26	5.2	11	0
Bush, Steve	3	21	7.0	10	0
Smith, Trent	3	7	2.3	6	0
Beasley, Fred	2	12	6.0	6	0
Marshall, Rasheed	1	-1	-1.0	-1	0
49ERS	204	2190	10.7	89t	8
OPPONENTS	374	4620	12.4	78t	28

INTERCEPTIONS

	No	Yds	Avg	Long	TD
Spencer, Shawntae	4	85	21.3	61t	1
Adams, Mike	4	36	9.0	40t	1
Parrish, Tony	2	34	17.0	34t	1
Thornton, Bruce	2	0	0.0	0	0
Emanuel, Ben	1	38	38.0	35	0
Smith, Derek	1	13	13.0	13	0
Moore, Brandon	1	12	12.0	12	0
Lewis, Keith	1	2	2.0	2	0
49ERS	16	220	13.8	61t	3
OPPONENTS	21	265	12.6	34	1

KICKOFF RETURNS

	No	Yds	Avg	Long	TD
Hicks, Maurice	34	689	20.3	40	0
Marshall, Rasheed	26	488	18.8	29	0
Amey, Fred	14	241	17.2	25	0
McAddley, Jason	7	122	17.4	22	0
49ERS	81	1540	19.0	40	0
OPPONENTS	48	960	20.0	35	0

PUNT RETURNS

	Ret	FC	Yds	Avg	Long	TD
Marshall, Rasheed	17	10	87	5.1	13	0
Amey, Fred	11	2	125	11.4	75t	1
49ERS	28	12	212	7.6	75t	1
OPPONENTS	62	20	471	7.6	25	0

PUNTING

	No	Yds	Avg	Net	TB	I-20	Lg	B
Lee, Andy	107	4447	41.6	36.3	3	15	58	1
49ERS	107	4447	41.6	36.3	3	15	58	1
OPPONENTS	71	2846	40.1	33.7	12	22	56	1

PASSING

	Att	Comp	Pct	Yds	LG	TD	Int	QB
Smith, Alex	165	84	50.9	875	47	1	11	40.8
Rattay, Tim TM	97	56	57.7	667	89t	5	6	70.3
Dorsey, Ken	90	48	53.3	481	44	2	2	66.9
Pickett, Cody	35	14	40.0	140	28	0	2	28.3
Battle, Arnaz	2	2	100.0	27	24	0	0	118.8
49ERS	389	204	52.4	2190	21	8	89t	53.6
OPPONENTS	576	374	64.9	4620	16	28	78t	94.2

2006 (7-9)

Mike Nolan, Coach

L	27	at Arizona (63,407)/S-10	34
W	20	St. Louis (67,791)/S-17	13
L	24	Philadelphia (68,166)/S-24	38
L	0	at Kansas City (77,609)/O-1	41
W	34	Oakland (68,368)/O-8	20
L	19	San Diego (68,137)/O-15	48
-	-	BYE/O-22	-
L	10	at Chicago (62,200)/O-29	41
W	9	Minnesota (68,088)/N-5	3
W	19	at Detroit (60,707)/N-12	13
W	20	Seattle (68,367)/N-19	14
L	17	at St. Louis (65,517)/N-26	20
L	10	at New Orleans (68,241)/D-3	34
L	19	Green Bay (68,539)/D-10	30
W	24	at Seattle (67,650)-THN/D-14	14
L	20	Arizona (67,751)/D-24	26
W	26	at Denver (75,555)/D-31	(OT) 23
			298
			412

TEAM STATISTICS

	49ers	Opp
TOTAL FIRST DOWNS	243	326
By Rushing	97	107
By Passing	132	189
By Penalties	14	30
TOTAL YARDS GAINED	4860	5507
By Rushing	2172	1936
By Passing	2688	3571
TOTAL PLAYS FROM SCRIMMAGE	918	1025
Rushes	439	473
Average Gain Per Rush	5.3	5.4
NET YARDS PASSING	2688	3571
Passes Attempted	444	518
Passes Completed	257	331
Percent Completed	57.9	63.9
Had Intercepted	16	14
Times Sacked	35	34
Lost Attempting to Pass	202	246
PUNTS	81	66
Total Yardage of Punts	3625	2794
Average Length	44.8	42.3
KICKOFF RETURNS	79	65
Total Yards Returned	1907	1373
Average Length of Return	24.1	21.1
PENALTIES	93	87
Yards Penalized	818	703
FUMBLES	24	23
Own Fumbles Recovered	8	10
Opponents' Fumbles Recovered	13	16
FIELD GOALS	29	30
Field Goals Attempted	35	32
TOTAL POINTS SCORED	298	412
Touchdowns Scored	30	46
Touchdowns Rushing	12	18
Touchdowns Passing	16	25
Touchdown Returns	2	3
Extra Points	29	46
Field Goals	29	30
Safeties	1	0
AVG. TIME OF POSSESSION	28:37	31:23

SCORING

	TDs	Ru	Pa	Int	Fu	KO	Pu	PAT	FG	S	Pts
Nedney, Joe	0	0	0	0	0	0	0	29/29	35/29	0	116
Gore, Frank	9	8	1	0	0	0	0	0/0	0/0	0	54
Battle, Arnaz	3	0	3	0	0	0	0	0/0	0/0	0	18
Bryant, Antonio	3	0	3	0	0	0	0	0/0	0/0	0	18
<i>Davis, Vernon</i>	3	0	3	0	0	0	0	0/0	0/0	0	18
Johnson, Eric	2	0	2	0	0	0	0	0/0	0/0	0	12
Norris, Moran	2	0	2	0	0	0	0	0/0	0/0	0	12
<i>Robinson, Michael</i>	2	2	0	0	0	0	0	0/0	0/0	0	12
Smith, Alex	2	2	0	0	0	0	0	0/0	0/0	0	12
Gilmore, Bryan	1	0	1	0	0	0	0	0/0	0/0	0	6

(continued)

SCORING

	TDs	Ru	Pa	Int	Fu	KO	Pu	PAT	FG	S	Pts
Harris, Walt	1	0	0	1	0	0	0	0/0	0/0	0	6
Hicks, Maurice	1	0	1	0	0	0	0	0/0	0/0	0	6
<i>Oliver, Melvin</i>	1	0	0	0	1	0	0	0/0	0/0	0	6
49ERS	30	12	16	1	1	0	0	29/29	35/29	1	298
OPPONENTS	46	18	25	1	1	0	1	46/46	32/30	0	412

2-pt conversions: Team: 0-1, Opponents: 0-0

RUSHING

	No	Yds	Avg	Long	TD
Gore, Frank	312	1695	5.4	72	8
Smith, Alex	44	147	3.3	22	2
<i>Robinson, Michael</i>	38	116	3.1	33	2
Gilmore, Bryan	7	94	13.4	22	0
Hicks, Maurice	29	82	2.8	9	0
Battle, Arnaz	5	25	5.0	18	0
Norris, Moran	2	8	4.0	4	0
<i>Davis, Vernon</i>	2	5	2.5	9	0
49ERS	439	2172	4.9	72	12
OPPONENTS	473	1936	4.1	71t	18

RECEIVING

	No	Yds	Avg	Long	TD
Gore, Frank	61	485	8.0	39	1
Battle, Arnaz	59	686	11.6	56	3
Bryant, Antonio	40	733	18.3	72t	3
Johnson, Eric	34	292	8.6	26	2
<i>Davis, Vernon</i>	20	265	13.3	52t	3
Hicks, Maurice	13	137	10.5	33t	1
<i>Robinson, Michael</i>	9	47	5.2	12	0
Gilmore, Bryan	8	150	18.8	75	1
Norris, Moran	5	36	7.2	32t	2
Jacobs, Taylor	4	29	7.3	10	0
<i>Walker, Delanie</i>	2	30	15.0	29	0
Hetherington, Chris	2	0	0.0	0	0
49ERS	257	2890	11.2	75	16
OPPONENTS	331	3817	11.5	74	25

INTERCEPTIONS

	No	Yds	Avg	Long	TD
Harris, Walt	8	84	10.5	42	1
Lewis, Keith	2	24	12.0	24	0
Williams, Chad	1	43	43.0	43	0
Roman, Mark	1	27	27.0	27	0
Lawson, Manny	1	0	0.0	0	0
Spencer, Shawntae	1	0	0.0	0	0
49ERS	14	178	12.7	43	1
OPPONENTS	16	213	13.3	70t	1

KICKOFF RETURNS

	No	Yds	Avg	Long	TD
Hicks, Maurice	57	1428	25.1	64	0
<i>Williams, Brandon</i>	16	380	23.8	44	0
<i>Robinson, Michael</i>	4	73	18.3	19	0
Norris, Moran	1	1	1.0	1	0
<i>Walker, Delanie</i>	1	25	25.0	25	0
49ERS	79	1907	24.1	64	0
OPPONENTS	65	1373	21.1	47	0

PUNT RETURNS

	Ret	FC	Yds	Avg	Long	TD
<i>Williams, Brandon</i>	22	12	147	6.7	25	0
Battle, Arnaz	6	7	90	15.0	60	0
49ERS	28	19	237	8.5	60	0
OPPONENTS	35	19	462	13.2	60t	1

PUNTING

	No	Yds	Avg	Net	TB	I-20	Lg	B
Lee, Andy	81	3625	44.8	36.8	9	22	66	0
49ERS	81	3625	44.8	36.8	9	22	66	0
OPPONENTS	66	2794	42.3	36.6	7	23	65	1

PASSING

	Att	Comp	Pct	Yds	LG	TD	Int	QB
Smith, Alex	442	257	58.1	2890	75	16	16	74.8
Battle, Arnaz	1	0	0.0	0	0	0	0	39.6
<i>Robinson, Michael</i>	1	0	0.0	0	0	0	0	39.6
49ERS	444	257	57.9	2890	75	16	16	74.4
OPPONENTS	518	331	63.9	3817	74	25	14	90.9

2007 (5-11)

Mike Nolan, Coach

W	20	Arizona (68,111)/MN-S-10	17
W	17	at St. Louis (65,295)/S-16	16
L	16	at Pittsburgh (64,313)/S-23	37
L	3	Seattle (67,651)-S-30	23
L	7	Baltimore (67,885)-O-7	9
-	-	BYE/O-14	-
L	15	at New York Giants (78,912)/O-21	33
L	10	New Orleans (68,244)/O-28	31
L	16	at Atlanta (66,049)/N-4	20
L	0	at Seattle (68,331)/MN-N-12	24
L	9	St. Louis (68,039)/N-18	13
W	37	at Arizona (64,483)/N-25 (OT)	31
L	14	at Carolina (73,191)/D-2	31
L	7	Minnesota (68,050)/D-9	27
W	20	Cincinnati (68,053)/SAT-D-15	13
W	21	Tampa Bay (68,193)/SUN-D-23	19
L	7	at Cleveland (73,041)/D-30	20
219			364

TEAM STATISTICS		49ers	Opp
TOTAL FIRST DOWNS		218	308
By Rushing		65	94
By Passing		140	187
By Penalties		13	27
TOTAL YARDS GAINED		3797	5539
By Rushing		1477	1896
By Passing		2320	3643
TOTAL PLAYS FROM SCRIMMAGE		925	1078
Rushes		357	504
Average Gain Per Rush		4.1	3.8
NET YARDS PASSING		2320	3643
Passes Attempted		513	543
Passes Completed		274	345
Percent Completed		53.4	63.5
Had Intercepted		17	12
Times Sacked		55	31
Lost Attempting to Pass		365	183
PUNTS		105	89
Total Yardage of Punts		4968	3644
Average Length		47.3	40.9
KICKOFF RETURNS		73	45
Total Yards Returned		1702	982
Average Length of Return		23.3	21.8
PENALTIES		97	89
Yards Penalized		702	661
FUMBLES		36	17
Own Fumbles Recovered		19	7
Opponents' Fumbles Recovered		10	17
FIELD GOALS		17	31
Field Goals Attempted		19	35
TOTAL POINTS SCORED		219	364
Touchdowns Scored		24	39
Touchdowns Rushing		8	9
Touchdowns Passing		15	24
Touchdown Returns		1	6
Extra Points		22	37
Field Goals		17	31
Safety		1	0
AVG. TIME OF POSSESSION		26:51	33:09

SCORING	TDs	Ru	Pa	Int	Fu	KO	Pu	PAT	FG	S	Pts
Nedney, Joe	0	0	0	0	0	0	0	22/22	19/17	0	73
Battle, Arnaz	6	1	5	0	0	0	0	0/0	0/0	0	36
Gore, Frank	6	5	1	0	0	0	0	0/0	0/0	0	36
Davis, Vernon	4	0	4	0	0	0	0	0/0	0/0	0	24
Jackson, Darrell	3	0	3	0	0	0	0	0/0	0/0	0	18
Banta-Cain, Tully	1	0	0	0	1	0	0	0/0	0/0	0	6
Hicks, Maurice	1	1	0	0	0	0	0	0/0	0/0	0	6
Hill, Shaun	1	1	0	0	0	0	0	0/0	0/0	0	6
Jacobs, Taylor	1	0	1	0	0	0	0	0/0	0/0	0	6
Team	0	0	0	0	0	0	0	0/0	0/0	0	2
49ERS	24	8	15	0	1	0	0	22/22	19/17	1	219
OPPONENTS	39	9	24	3	1	1	1	38/37	35/31	0	364

2-pt conversions: Team: 0-1, Opponents: 0-1

Rookie Names in *Italic*

RUSHING	No	Yds	Avg	Long	TD
Gore, Frank	260	1102	4.2	43t	5
Robinson, Michael	26	121	4.7	28	0
Hicks, Maurice	21	117	5.6	18	1
Smith, Alex	13	89	6.8	25	0
Dilfer, Trent	10	25	2.5	11	0
Norris, Moran	7	17	2.4	6	0
Hill, Shaun	12	14	1.2	12	1
Battle, Arnaz	4	4	1.0	8	1
Keasey, Zak	2	4	2.0	3	0
Gilmore, Bryan	1	-8	-8.0	-8	0
Jacobs, Taylor TM	1	-8	-8.0	-8	0
49ERS	357	1477	4.1	43t	8
OPPONENTS	504	1896	3.8	84t	9

RECEIVING	No	Yds	Avg	Long	TD
Gore, Frank	53	436	8.2	23t	1
Davis, Vernon	52	509	9.8	31	4
Battle, Arnaz	50	600	12.0	57t	5
Jackson, Darrell	46	497	10.8	34	3
Walker, Delanie	21	174	8.3	26	1
Hicks, Maurice	14	86	6.1	11	0
Robinson, Michael	11	73	6.6	20	0
Lelie, Ashley	10	115	11.5	47	0
Gilmore, Bryan	7	111	15.9	42	0
Norris, Moran	6	38	6.3	13	0
Jacobs, Taylor TM	3	40	13.3	21t	1
<i>Hill, Jason</i>	1	6	6.0	6	0
49ERS	274	2685	9.8	57t	15
OPPONENTS	345	3826	11.1	65	24

INTERCEPTIONS	No	Yds	Avg	Long	TD
Clements, Nate	4	74	18.5	62	0
Harris, Walt	4	42	10.5	23	0
Lewis, Michael M.	2	18	9.0	18	0
Smith, Derek	1	4	4.0	4	0
Spencer, Shawntae	1	0	0.0	0	0
49ERS	12	138	11.5	62	0
OPPONENTS	17	298	17.5	73t	3

KICKOFF RETURNS	No	Yds	Avg	Long	TD
Hicks, Maurice	63	1502	23.8	55	0
Lewis, Michael L.	5	86	17.2	24	0
Walker, Delanie	3	63	21.0	30	0
Robinson, Michael	2	51	25.5	30	0
49ERS	73	1702	23.3	55	0
OPPONENTS	45	982	21.8	98t	1

PUNT RETURNS	Ret	FC	Yds	Avg	Long	TD
Lewis, Michael L.	44	4	336	7.6	51	0
Clements, Nate	7	0	115	16.4	41	0
Williams, Brandon TM	5	5	32	6.4	12	0
49ERS	56	9	483	8.6	51	0
OPPONENTS	53	16	402	7.6	76t	1

PUNTING	No	Yds	Avg	Net	TB	I-20	Lg	B
Lee, Andy	105	4968	47.3	41.0	13	42	74	0
49ERS	105	4968	47.3	41.0	13	42	74	0
OPPONENTS	89	3644	40.9	33.9	7	26	63	1

PASSING	Att	Comp	Pct	Yds	LG	TD	Int	QB
Dilfer, Trent	219	113	51.6	1166	57t	7	12	55.1
Smith, Alex	193	94	48.7	914	45	2	4	57.2
Hill, Shaun	79	54	68.4	501	26	5	1	101.3
Weinke, Chris	22	13	59.1	104	21	1	0	86.2
49ERS	513	274	53.4	2685	57t	15	17	64.3
OPPONENTS	543	345	63.5	3826	65	24	12	89.9

2008 (7-9)

Coach*

L	13	Arizona (67,186)/S-7	23
W	33	at Seattle (67,951)/S-14	(OT) 30
W	31	Detroit (67,249)/S-21	13
L	17	at New Orleans (70,008)/S-28	31
L	21	New England (67,650)/O-5	30
L	26	Philadelphia (67,640)/O-12	40
L	17	at New York Giants (78,676)/O-19	29
L	13	Seattle (67,504)/O-26	34
-	-	BYE/N-2	-
L	24	at Arizona (64,519)-MN/N-10	29
W	35	St. Louis (67,573)/N-16	16
L	22	at Dallas (63,272)/N-23	35
W	10	at Buffalo (70,988)/N-30	3
W	24	New York Jets (67,782)/D-7	14
L	9	at Miami (65,893)/D-14	14
W	17	at St. Louis (54,948)/D-21	16
W	27	Washington (67,519)/D-28	24
339			381

* Mike Nolan was fired after 7 games and Mike Singletary was appointed his successor.

TEAM STATISTICS		49ers	Opp
TOTAL FIRST DOWNS			
Rushing		83	104
Passing		176	170
Penalty		28	19
TOTAL YARDS GAINED			
By Rushing		1599	1709
By Passing		3379	3507
TOTAL PLAYS FROM SCRIMMAGE			
Rushes		397	452
Average Gain Per Rush		4.0	3.8
NET YARDS PASSING			
Passes Attempted		509	545
Passes Completed		309	331
Percent Completed		60.7	60.7
Had Intercepted		19	22
Times Sacked		55	30
Lost Attempting to Pass		345	161
PUNTS			
Total Yardage of Punts		3155	3054
Average Length		47.1	42.4
KICKOFF RETURNS			
Total Yards Returned		1767	1515
Average Length of Return		23.3	23.3
PENALTIES			
Yards Penalized		732	869
FUMBLES			
Own Fumbles Recovered		20	10
Opponents' Fumbles Recovered		6	16
FIELD GOALS			
Field Goals Attempted		33	42
TOTAL POINTS SCORED			
Touchdowns Scored		36	39
Touchdowns Rushing		10	14
Touchdowns Passing		21	22
Touchdown Returns		5	3
Extra Points		34	38
Field Goals		29	35
Safeties		0	2
AVG. TIME OF POSSESSION			
		29:22	30:38

SCORING	TDs	Ru	Pa	Int	Fu	KO	Pu	PAT	FG	S	Pts
Nedney, Joe	0	0	0	0	0	0	0	34/34	33/29	0	121
Gore, Frank	8	6	2	0	0	0	0	0/0	0/0	0	50
Bruce, Isaac	7	0	7	0	0	0	0	0/0	0/0	0	42
Johnson, Bryant	3	0	3	0	0	0	0	0/0	0/0	0	18
Morgan, Josh	3	0	3	0	0	0	0	0/0	0/0	0	18
Davis, Vernon	2	0	2	0	0	0	0	0/0	0/0	0	12
Foster, DeShaun	2	1	1	0	0	0	0	0/0	0/0	0	12
Hill, Jason	2	0	2	0	0	0	0	0/0	0/0	0	12
Hill, Shaun	2	2	0	0	0	0	0	0/0	0/0	0	12
Rossum, Allen	2	1	0	0	0	1	0	0/0	0/0	0	12
Clements, Nate#	1	0	0	0	1	0	0	0/0	0/0	0	6

Rookie Names in Italic

(continued)

SCORING	TDs	Ru	Pa	Int	Fu	KO	Pu	PAT	FG	S	Pts
Staley, Joe	1	0	0	0	1	0	0	0/0	0/0	0	6
Strickland, Donald*	1	0	0	0	1	0	0	0/0	0/0	0	6
Walker, Delanie	1	0	1	0	0	0	0	0/0	0/0	0	6
Willis, Patrick	1	0	0	1	0	0	0	0/0	0/0	0	6
49ERS	36	10	21	1	1	1	0	34/34	33/29	0	339
OPPONENTS	39	14	22	2	1	0	0	38/38	42/35	2	381

# ret bkcd punt, * ret bkcd FG					
RUSHING	No	Yds	Avg	Long	TD
Gore, Frank	240	1036	4.3	41t	6
Foster, DeShaun	76	234	3.1	18	1
O'Sullivan, J.T.	30	145	4.8	18	0
Hill, Shaun	24	115	4.8	24	2
Robinson, Michael	19	50	2.6	10	0
Battle, Arnaz	1	18	18.0	18	0
Davis, Vernon	1	11	11.0	11	0
Hill, Jason	2	5	2.5	9	0
Rossum, Allen	1	1	1.0	1t	1
Bruce, Isaac	1	-3	-3.0	-3	0
Walker, Delanie	2	-13	-6.5	-3	0
49ERS	397	1599	4.0	41t	10
OPPONENTS	452	1709	3.8	50	14

RECEIVING	No	Yds	Avg	Long	TD
Bruce, Isaac	61	835	13.7	63	7
Johnson, Bryant	45	546	12.1	42	3
Gore, Frank	43	373	8.7	26	2
Davis, Vernon	31	358	11.5	57	2
Hill, Jason	30	317	10.6	33	2
Battle, Arnaz	24	318	13.3	36	0
Morgan, Josh	20	319	16.0	48t	3
Robinson, Michael	17	202	11.9	36	0
Foster, DeShaun	16	133	8.3	31	1
Walker, Delanie	10	155	15.5	53	1
Zeigler, Dominique	5	97	19.4	31	0
Keasey, Zak	3	25	8.3	12	0
Ryan, Sean	1	8	8.0	8	0
Bajema, Billy	2	34	17.0	29	0
Rossum, Allen	1	4	4.0	4	0
49ERS	309	3724	12.1	63	21
OPPONENTS	331	3668	11.1	81	22

INTERCEPTIONS	No	Yds	Avg	Long	TD
Harris, Walt	3	25	8.3	24	0
Spikes, Takeo	3	14	4.7	13	0
Clements, Nate	2	13	6.5	13	0
Brown, Tarell	2	1	0.5	1	0
Willis, Patrick	1	86	86.0	86t	1
Smith, Justin	1	0	0.0	0	0
49ERS	12	139	11.6	86t	1
OPPONENTS	19	358	18.8	75t	2

KICKOFF RETURNS	No	Yds	Avg	Long	TD
Rossum, Allen	47	1259	26.8	104t	1
Walker, Delanie	13	257	19.8	35	0
Robinson, Michael	6	135	22.5	34	0
Balmer, Kentwan	5	47	9.4	14	0
Bajema, Billy	2	27	13.5	14	0
Ryan, Sean	1	14	14.0	14	0
Battle, Arnaz	1	28	28.0	28	0
Spikes, Takeo	1	0	0.0	0	0
49ERS	76	1767	23.3	104t	1
OPPONENTS	65	1515	23.3	63	0

PUNT RETURNS	Ret	FC	Yds	Avg	Long	TD
Rossum, Allen	15	7	223	14.9	45	0
Battle, Arnaz	6	2	29	4.8	19	0
Clements, Nate	6	0	46	7.7	16	0
Zeigler, Dominique	2	3	0	0.0	0	0
49ERS	29	12	298	10.3	45	0
OPPONENTS	39	11	364	9.3	30	0

PUNTING	No	Yds	Avg	Net	TB	I-20	Lg	B
Lee, Andy	66	3155	47.8	39.0	9	13	82	1
49ERS	66	3155	47.1	39.0	9	13	82	1
OPPONENTS	72	3054	42.4	35.8	9	23	70	1

PASSING	Att	Comp	Pct	Yds	LG	TD	Int	QB
Hill, Shaun	288	181	62.8	2046	48t	13	8	87.5
O'Sullivan, J.T.	220	128	58.2	1678	63	8	11	73.6
Bruce, Isaac	1	0	0.0	0	0	0	0	0.0
49ERS	509	309	60.7	3724	63	21	19	81.3
OPPONENTS	545	331	60.7	3668	81	22	12	85.0

2009 (8-8)

Mike Singletary, Coach

W	20	at Arizona (61,981)/S-13	16
W	23	Seattle (69,732)/S-20	10
L	24	at Minnesota (63,398)/S-27	27
W	35	St. Louis (69,732)/O-4	0
L	10	Atlanta (70,820)/O-11	45
-	-	BYE/O-18	-
L	21	at Houston (66,229)/O-25	24
L	14	at Indianapolis (69,732)/N-1	18
L	27	Tennessee (69,732)/N-8	34
W	10	Chicago (70,445)-THU/N-12	6
L	24	at Green Bay (69,732)/N-22	30
W	20	Jacksonville (67,761)/N-29	3
L	17	at Seattle (69,732)/D-6	20
W	24	Arizona (67,782)-MNF/D-14	9
L	13	at Philadelphia (69,144)/D-20	27
W	20	Detroit (69,732)/D-27	6
W	28	at St. Louis (47,965)/J-3	6
330			281

TEAM STATISTICS	49ers	Opp
TOTAL FIRST DOWNS	238	278
Rushing	77	77
Passing	137	176
Penalty	24	25
TOTAL YARDS GAINED	4652	5222
By Rushing	1600	1552
By Passing	3052	3670
TOTAL PLAYS FROM SCRIMMAGE	939	1050
Rushes	371	426
Average Gain Per Rush	4.3	3.6
NET YARDS PASSING	3052	3670
Passes Attempted	528	580
Passes Completed	312	352
Percent Completed	59.1	60.7
Had Intercepted	14	18
Times Sacked	40	44
Lost Attempting to Pass	241	293
PUNTS	99	95
Total Yardage of Punts	4711	4295
Average Length	47.6	45.2
KICKOFF RETURNS	52	65
Total Yards Returned	1135	1415
Average Length of Return	21.8	21.8
PENALTIES	98	114
Yards Penalized	758	969
FUMBLES	24	29
Own Fumbles Recovered	14	14
Opponents' Fumbles Recovered	15	10
FIELD GOALS	19	29
Field Goals Attempted	24	34
TOTAL POINTS SCORED	330	281
Touchdowns Scored	39	28
Touchdowns Rushing	12	12
Touchdowns Passing	23	14
Touchdown Returns	4	2
Extra Points	39	26
Field Goals	19	29
Safeties	0	0
AVG. TIME OF POSSESSION	29:47	30:14

SCORING	TDs	Ru	Pa	Int	Fu	KO	Pu	PAT	FG	S	Pts
Nedney, Joe	0	0	0	0	0	0	0	33/33	21/17	0	84
Gore, Frank	13	10	3	0	0	0	0	0/0	0/0	0	78
Davis, Vernon	13	0	13	0	0	0	0	0/0	0/0	0	78
Morgan, Josh	3	0	3	0	0	0	0	0/0	0/0	0	18
<i>Crabtree, Michael</i>	2	0	2	0	0	0	0	0/0	0/0	0	12
Hill, Jason	2	0	2	0	0	0	0	0/0	0/0	0	12
Schmitt, Ricky	0	0	0	0	0	0	2/2	3/2	0	8	
<i>Coffee, Glen</i>	1	1	0	0	0	0	0/0	0/0	0/0	6	
<i>McKillop, Scott</i>	0	0	0	0	1*	0	0/0	0/0	0/0	6	
McDonald, Ray	1	0	0	0	1&	0	0/0	0/0	0/0	6	
Willis, Patrick	1	0	0	1	0	0	0/0	0/0	0/0	6	
Clements, Nate	1	0	0	0	1#	0	0/0	0/0	0/0	6	
Norris, Moran	1	1	0	0	0	0	0/0	0/0	0/0	6	
Andrus, Shane	0	0	0	0	0	0	4/4	0/0	0/0	4	
49ERS	39	12	23	1	3	0	0	39/39	24/19	0	330
OPPONENTS	28	12	14	1	0	1	0	27/26	34/29	0	281

*ret special teams FR, # ret blkcd FG, & ret on FR

Rookie Names in Italic

RUSHING	No	Yds	Avg	Long	TD
Gore, Frank	229	1120	4.9	80t	10
<i>Coffee, Glen</i>	83	226	2.7	17	1
Hill, Shaun	8	70	8.8	22	0
Morgan, Josh	5	61	12.2	20	0
Smith, Alex	24	51	2.1	11	0
Norris, Moran	14	41	2.9	15	1
Walker, Delanie	3	34	11.3	16	0
Spurlock, Micheal	1	3	3.0	3	0
Robinson, Michael	3	2	0.7	4	0
Bruce, Isaac	1	-8	-8.0	-8	0
49ERS	371	1600	4.3	80t	12
OPPONENTS	426	1552	3.6	41	12

RECEIVING	No	Yds	Avg	Long	TD
Davis, Vernon	78	965	12.4	73t	13
Morgan, Josh	52	527	10.1	61	3
Gore, Frank	52	406	7.8	48	3
<i>Crabtree, Michael</i>	48	625	13.0	50	2
Bruce, Isaac	21	264	12.6	50	0
Walker, Delanie	21	233	11.1	39	0
<i>Coffee, Glen</i>	11	76	6.9	12	0
Hill, Jason	9	90	10.0	30	2
Norris, Moran	7	31	4.4	11	0
Robinson, Michael	6	24	4.0	8	0
Battle, Arnaz	5	40	8.0	12	0
Jones, Brandon	1	18	18.0	18	0
Smith, Alex	1	-6	-6.0	-6	0
49ERS	312	3293	10.6	73t	23
OPPONENTS	352	3963	11.3	90t	14

INTERCEPTIONS	No	Yds	Avg	Long	TD
Goldson, Dashon	4	39	9.8	34	0
Bly, Dre'	3	66	22.0	31	0
Willis, Patrick	3	33	11.0	23t	1
Brown, Tarell	2	52	26.0	51	0
Spencer, Shawntae	2	2	1.0	2	0
Roman, Mark	1	27	27.0	27	0
Franklin, Aubrayo	1	10	10.0	10	0
Clements, Nate	1	8	8.0	8	0
Lewis, Michael	1	0	0.0	0	0
49ERS	18	237	13.2	51	1
OPPONENTS	14	168	12.0	43	1

KICKOFF RETURNS	No	Yds	Avg	Long	TD
Robinson, Michael	18	414	23.0	40	0
Morgan, Josh	13	367	28.2	76	0
Rossum, Allen	7	152	21.7	40	0
Walker, Delanie	5	85	17.0	25	0
Battle, Arnaz	3	68	22.7	26	0
<i>Coffee, Glen</i>	3	42	14.0	16	0
Balmer, Kentwan	2	7	3.5	4	0
Norris, Moran	1	0	0.0	0	0
49ERS	52	1135	21.8	76	0
OPPONENTS	65	1415	21.8	101t	1

PUNT RETURNS	Ret	FC	Yds	Avg	Long	TD
Battle, Arnaz	21	10	61	2.9	18	0
Rossum, Allen	12	1	84	7.0	14	0
Jones, Brandon	9	1	26	2.9	13	0
Clements, Nate	4	1	38	9.5	12	0
Smith, Reggie	3	0	7	2.3	9	0
49ERS	49	13	216	4.4	18	0
OPPONENTS	57	14	495	8.7	56	0

PUNTING	No	Yds	Avg	Net	TB	I-20	Lg	B
Lee, Andy	99	4711	47.6	41.0	8	30	64	0
49ERS	99	4711	47.6	41.0	8	30	64	0
OPPONENTS	95	4295	45.2	41.5	7	31	67	0

PASSING	Att	Comp	Pct	Yds	LG	TD	Int	QB
Smith, Alex	372	225	60.5	2350	73t	18	12	81.5
Hill, Shaun	155	87	56.1	943	61	5	2	79.6
Spurlock, Micheal	1	0	0.0	0	0	0	0	39.6
49ERS	528	312	59.1	3293	73t	23	14	80.8
OPPONENTS	580	352	60.7	3963	90t	14	18	76.2

2010 (6-10)

*Mike Singletary/Jim Tomsula, Coach**

L	6	at Seattle (67,044), S-12	31
L	22	New Orleans (69,732)-MON/S-20	25
L	10	at Kansas City (68,188), S-26	31
L	14	at Atlanta (66,874), O-3	16
L	24	Philadelphia (69,732)-SUN/O-10	27
W	17	Oakland (69,732), O-17	9
L	20	at Carolina (72,741), O-24	23
W	24	Denver (83,841), O-31	16
-	-	BYE/N-7	-
W	23	St. Louis (69,732), N-14 (OT)	20
L	0	Tampa Bay (69,732), N-21	21
W	27	at Arizona (62,308)-MNF/N-29	6
L	16	at Green Bay (70,575), D-5	34
W	40	Seattle (69,732), D-12	21
L	7	at San Diego (67,820)-THU/D-16	34
L	17	at St. Louis (52,820), D-26	25
W	38	Arizona (69,732), J-2	7

305 **346**

* Mike Singletary was fired after 15 games and Jim Tomsula was appointed his successor.

TEAM STATISTICS	49ers	Opp
TOTAL FIRST DOWNS	251	299
Rushing	85	86
Passing	149	188
Penalty	17	25
TOTAL YARDS GAINED	5013	5244
By Rushing	1657	1547
By Passing	3356	3697
TOTAL PLAYS FROM SCRIMMAGE	945	1033
Rushes	401	447
Average Gain Per Rush	4.1	3.5
NET YARDS PASSING	3356	3697
Passes Attempted	500	550
Passes Completed	282	358
Percent Completed	56.4	65.1
Had Intercepted	15	15
Times Sacked	44	36
Lost Attempting to Pass	257	244
PUNTS	91	84
Total Yardage of Punts	4203	3571
Average Length	46.2	42.5
KICKOFF RETURNS	61	67
Total Yards Returned	1187	1485
Average Length of Return	19.5	22.2
PENALTIES	112	97
Yards Penalized	933	839
FUMBLES	22	18
Own Fumbles Recovered	14	11
Opponents' Fumbles Recovered	7	8
FIELD GOALS	22	28
Field Goals Attempted	27	33
TOTAL POINTS SCORED	305	346
Touchdowns Scored	34	37
Touchdowns Rushing	10	9
Touchdowns Passing	19	25
Touchdown Returns	5	3
Extra Points	33	36
Field Goals	22	28
Safeties	0	0
AVG. TIME OF POSSESSION	28:37	31:23

SCORING	TDs	Ru	Pa	Int	Fu	KO	Pu	PAT	FG	S	Pts
Nedney, Joe	0	0	0	0	0	0	0	17/17	11/13	0	50
Davis, Vernon	7	0	7	0	0	0	0	0/0	0/0	0	44
Reed, Jeff	0	0	0	0	0	0	0	13/13	9/10	0	40
Crabtree, Michael	6	0	6	0	0	0	0	0/0	0/0	0	36
Westbrook, Brian	5	4	1	0	0	0	0	0/0	0/0	0	30
Gore, Frank	5	3	2	0	0	0	0	0/0	0/0	0	30
Ginn, Ted	2	0	1	0	0	0	1	0/0	0/0	0	12
<i>Dixon, Anthony</i>	2	2	0	0	0	0	0	0/0	0/0	0	12
Morgan, Joshua	2	0	2	0	0	0	0	0/0	0/0	0	12
Andrus, Shane	0	0	0	0	0	0	0	3/3	2/4	0	9
McDonald, Ray	1	0	0	1	0	0	0	0/0	0/0	0	6
Goldson, Dashon	1	0	0	1	0	0	0	0/0	0/0	0	6
Brown, Tarell	1	0	0	1	0	0	0	0/0	0/0	0	6
Smith, Troy	1	1	0	0	0	0	0	0/0	0/0	0	6
Mays, Taylor	1	0	0	0	1*	0	0	0/0	0/0	0	6
49ERS	34	10	19	3	1	0	1	33/33	27/22	0	305
OPPONENTS	37	9	25	1	1	1	0	37/36	33/28	0	346

*ret blocked punt | 2-pt conversions: Team: 1-1, Opponents: 0-0

RUSHING	No	Yds	Avg	Long	TD
Gore, Frank	203	853	4.2	64	3
Westbrook, Brian	77	340	4.4	30	4
<i>Dixon, Anthony</i>	70	237	3.4	34	2
Smith, Troy	23	121	5.3	16	1
Smith, Alex	18	60	3.3	12	0
Walker, Delanie	3	18	6.0	10	0
Morgan, Joshua	2	17	8.5	13	0
Ginn, Ted	2	11	5.5	9	0
Norris, Moran	3	0	0.0	1	0
49ERS	401	1657	4.1	64	10
OPPONENTS	447	1547	3.5	43	9

RECEIVING	No	Yds	Avg	Long	TD
Davis, Vernon	56	914	16.3	66t	7
Crabtree, Michael	55	741	13.5	60t	6
Gore, Frank	46	452	9.8	41	2
Morgan, Joshua	44	698	15.9	65	2
Walker, Delanie	29	331	11.4	38	0
Westbrook, Brian	16	150	9.4	62t	1
Ginn, Ted	12	163	13.6	37t	1
Zeigler, Dominique	9	98	10.9	20	0
<i>Byham, Nate</i>	5	27	5.4	9	0
<i>Dixon, Anthony</i>	5	11	2.2	8	0
Norris, Moran	4	20	5.0	8	0
<i>Williams, Kyle</i>	1	8	8.0	8	0
49ERS	282	3613	12.8	66t	19
OPPONENTS	358	3941	11.0	71	25

INTERCEPTIONS	No	Yds	Avg	Long	TD
Clements, Nate	3	46	15.3	39	0
Spikes, Takeo	3	9	3.0	6	0
Spencer, Shawntae	3	0	0.0	0	0
Brown, Tarell	1	62	62.0	62t	1
Goldson, Dashon	1	39	39.0	39t	1
Brooks, Ahmad	1	32	32.0	32	0
McDonald, Ray	1	31	31.0	31t	1
Smith, Reggie	1	20	20.0	20	0
Lawson, Manny	1	0	0.0	0	0
49ERS	15	239	15.9	62t	3
OPPONENTS	15	182	12.1	41	1

KICKOFF RETURNS	No	Yds	Avg	Long	TD
Ginn, Ted	47	992	21.1	61	0
Walker, Delanie	5	70	14.0	20	0
<i>Williams, Kyle</i>	4	82	20.5	30	0
Morgan, Joshua	2	19	9.5	13	0
Norris, Moran	1	12	12.0	12	0
Wragge, Tony	1	12	12.0	12	0
Crabtree, Michael	1	0	0.0	0	0
49ERS	61	1187	19.5	61	0
OPPONENTS	67	1485	22.2	92t	1

PUNT RETURNS	Ret	FC	Yds	Avg	Long	TD
Ginn, Ted	24	18	321	13.4	78t	1
Adams, Phillip	4	0	29	7.3	16	0
<i>Williams, Kyle</i>	3	6	16	5.3	9	0
Smith, Reggie	0	1	0	0.0	0	0
49ERS	31	25	366	11.8	78t	1
OPPONENTS	54	12	483	8.9	43	0

PUNTING	No	Yds	Avg	Net	TB	I-20	Lg	B
Lee, Andy	91	4203	46.2	38.2	12	34	64	0
49ERS	91	4203	46.2	38.2	12	34	64	0
OPPONENTS	83	3571	42.5	37.4	3	29	65	1
PASSING	Att	Comp	Pct	Yds	LG	TD	Int	QB
Smith, Alex	342	204	59.6	2370	62t	14	10	82.1
Smith, Troy	145	73	50.3	1176	66t	5	4	77.8
Carr, David	13	5	38.5	67	22	0	1	23.6
49ERS	500	282	56.4	3613	66t	19	15	79.3
OPPONENTS	550	358	65.1	3941	71	25	15	90.0

2011 (13-3/14-4)

NFC West Champions

Jim Harbaugh, Coach

W	33	Seattle (69,732), S-11	17
L	24	Dallas (69,732), S-18	(OT) 27
W	13	at Cincinnati (43,363), S-25	8
W	24	at Philadelphia (69,144), O-2	23
W	48	Tampa Bay (69,732), O-9	3
W	25	at Detroit (62,061), O-16	19
-	-	BYE/O-23	-
W	20	Cleveland (69,732), O-30	20
W	19	at Washington (78,032), N-6	11
W	27	New York Giants (69,732), N-13	20
W	23	Arizona (69,732), N-20	7
L	6	at Baltimore (71,345)-THU/N-24	16
W	26	St. Louis (69,732), D-4	0
L	19	at Arizona (60,808), D-11	21
W	20	Pittsburgh (69,732)-MNF/D-19	3
W	19	at Seattle (66,697), D-24	17
W	34	at St. Louis (55,990), J-1	27
380			229
NFC DIVISIONAL ROUND - JAN. 14			
(at San Francisco - Candlestick Park)			
W	36	New Orleans (69,732)-SA	32
NFC CHAMPIONSHIP - JAN. 22			
(at San Francisco - Candlestick Park)			
L	17	New York Giants (69,732)	(OT) 20

TEAM STATISTICS

TOTAL FIRST DOWNS	49ers	Opp
Rushing	282	267
Passing	101	53
Penalty	150	190
	31	24
TOTAL YARDS GAINED	4974	4931
By Rushing	2044	1236
By Passing	2930	3695
TOTAL PLAYS FROM SCRIMMAGE	993	974
Rushes	498	353
Average Gain Per Rush	4.1	3.5
NET YARDS PASSING	2044	3695
Passes Attempted	451	579
Passes Completed	277	333
Percent Completed	61.4	57.5
Had Intercepted	5	23
Times Sacked	44	42
Lost Attempting to Pass	263	283
PUNTS	79	87
Total Yardage of Punts	3970	3911
Average Length	50.3	45.0
KICKOFF RETURNS	39	46
Total Yards Returned	1060	1061
Average Length of Return	27.2	23.1
PENALTIES	113	98
Yards Penalized	1014	867
FUMBLES	14	31
Own Fumbles Recovered	9	16
Opponents' Fumbles Recovered	15	5
FIELD GOALS	44	22
Field Goals Attempted	52	27
TOTAL POINTS SCORED	380	229
Touchdowns Scored	35	23
Touchdowns Rushing	14	3
Touchdowns Passing	18	20
Touchdown Returns	3	0
Extra Points	34	21
Field Goals	44	22
Safeties	1	1
AVG. TIME OF POSSESSION	32:02	27:58

SCORING	TDs	Ru	Pa	Int	Fu	KO	Pu	PAT	FG	S	Pts
Akers, David	0	0	0	0	0	0	0	34/34	44/52	0	166
Gore, Frank	8	8	0	0	0	0	0	0/0	0/0	0	48
Davis, Vernon	6	0	6	0	0	0	0	0/0	0/0	0	36
Crabtree, Michael	4	0	4	0	0	0	0	0/0	0/0	0	26
Williams, Kyle	3	0	3	0	0	0	0	0/0	0/0	0	18
Walker, Delanie	3	0	3	0	0	0	0	0/0	0/0	0	18
Ginn Jr., Ted	2	0	0	0	0	1	1	0/0	0/0	0	12
Dixon, Anthony	2	2	0	0	0	0	0	0/0	0/0	0	12
Hunter, Kendall	2	2	0	0	0	0	0	0/0	0/0	0	12
Smith, Alex	2	2	0	0	0	0	0	0/0	0/0	0	12
Miller, Bruce	1	0	1	0	0	0	0	0/0	0/0	0	6

(continued)

SCORING	TDs	Ru	Pa	Int	Fu	KO	Pu	PAT	FG	S	Pts
Rogers, Carlos	1	0	0	1	0	0	0	0/0	0/0	0	6
Morgan, Joshua	1	0	1	0	0	0	0	0/0	0/0	0	6
Smith, Aldon	0	0	0	0	0	0	0	0/0	0/0	1	2
49ERS	35	14	18	1	0	1	1	34/34	44/52	1	380
OPPONENTS	23	3	20	0	0	0	0	21/21	22/27	1	229

2-pt conversions: Team: 1-1, Opponents: 1-2

RUSHING	No	Yds	Avg	Long	TD
Gore, Frank	282	1,211	4.3	55	8
Hunter, Kendall	112	473	4.2	44	2
Smith, Alex	52	179	3.4	14	2
Dixon, Anthony	29	87	3.0	9	2
Ginn Jr., Ted	8	68	8.5	24	0
Williams, Kyle	2	32	16.0	25	0
Miller, Bruce	4	8	2.0	3	0
Crabtree, Michael	1	6	6.0	6	0
Walker, Delanie	3	5	1.7	14	0
Kaepernick, Colin	2	-2	-1.0	-1	0
Davis, Vernon	2	-5	-2.5	-2	0
Lee, Andy	1	-18	-18.0	-18	0
49ERS	498	2044	4.1	55	14
OPPONENTS	353	1236	3.5	34	3

RECEIVING	No	Yds	Avg	Long	TD
Crabtree, Michael	72	874	12.1	52t	4
Davis, Vernon	67	792	11.8	44	6
Williams, Kyle	20	241	12.1	56t	3
Ginn Jr., Ted	19	220	11.6	26	0
Walker, Delanie	19	198	10.4	29t	3
Gore, Frank	17	114	6.7	13	0
Hunter, Kendall	16	195	12.2	44	0
Morgan, Joshua	15	220	14.7	30t	1
Edwards, Braylon	15	181	12.1	24	0
Miller, Bruce	11	83	7.5	30t	1
Swain, Brett	2	15	7.5	9	0
Peelle, Justin	1	19	19.0	19	0
Sopoaga, Isaac	1	18	18.0	18	0
Staley, Joe	1	17	17.0	17	0
Dixon, Anthony	1	6	6.0	6	0
49ERS	277	3193	11.5	56t	18
OPPONENTS	333	3978	11.9	77	20

INTERCEPTIONS	No	Yds	Avg	Long	TD
Rogers, Carlos	6	106	17.7	31t	1
Goldson, Dashon	6	53	8.8	21	0
Brown, Tarell	4	15	3.8	11	0
Whitner, Donte	2	48	24.0	48	0
Brock, Tramaine	2	18	9.0	18	0
Culliver, Chris	1	23	23.0	23	0
Smith, Reggie	1	11	11.0	11	0
Willis, Patrick	1	10	10.0	10	0
49ERS	23	284	12.3	48	1
OPPONENTS	5	51	10.2	30	0

KICKOFF RETURNS	No	Yds	Avg	Long	TD
Ginn Jr., Ted	29	800	27.6	102t	1
Hunter, Kendall	6	156	26.0	43	0
Williams, Kyle	4	104	26.0	33	0
49ERS	39	1,060	27.2	102t	1
OPPONENTS	46	1,061	23.1	39	0

PUNT RETURNS	Ret	FC	Yds	Avg	Long	TD
T. Ginn Jr.	38	18	466	12.3	55t	1
R. Smith	4	1	37	9.3	14	0
K. Williams	2	4	41	20.5	36	0
49ERS	44	23	544	12.4	55t	1
OPPONENTS	39	17	315	8.1	24	0

PUNTING	No	Yds	Avg	Net	TB	I-20	Lg	B
Lee, Andy	78	3,970	50.9	44.0	9	28	68	1
49ERS	78	3,970	50.3	44.0	9	28	68	1
OPPONENTS	87	3,911	45.0	37.1	7	21	77	0

PASSING	Att	Comp	Pct	Yds	LG	TD	Int	QB
Smith, Alex	445	273	61.3	3144	56t	17	5	90.7
Kaepernick, Colin	5	3	60.0	35	19	0	0	81.3
Akers, David	1	1	100.0	14	14t	1	0	158.3
49ERS	451	277	61.4	3193	56t	18	5	91.5
OPPONENTS	579	333	57.5	3978	77	20	20	73.6

Rookie Names in *Italic*

49ERS RECORD VS. OPPONENTS

(National Football League - 1950-Present)



ARIZONA CARDINALS

Overall: 26-17

Home: 15-8

Away: 11-9

Date	Win	Score	Location	Date	Win	Score	Location	Date	Win	Score	Location
11/18/51	Cardinals	27-21	SF*	11/06/88	Cardinals	24-23	P	12/24/06	Cardinals	26-20	SF
09/29/57	Cardinals	20-10	SF*	11/17/91	49ers	14-10	SF	09/10/07	49ers	20-17	SF
11/25/62	49ers	24-17	SL	11/01/92	Cardinals	24-14	P	11/25/07	49ers	37-31 (OT)	AZ
09/27/64	Cardinals	23-13	SF	10/24/93	49ers	28-14	SF	09/07/08	Cardinals	23-13	SF
09/22/68	49ers	35-17	SF	09/27/99	49ers	24-10	AZ	11/10/08	Cardinals	29-24	AZ
10/24/71	49ers	26-14	SL	10/01/00	49ers	27-20	SF	09/13/09	49ers	20-16	AZ
10/06/74	Cardinals	34-9	SF	10/27/02	49ers	38-28	SF	12/14/09	49ers	24-9	SF
10/31/76	Cardinals	23-20 (OT)	SL	12/21/02	49ers	17-14	AZ	11/29/10	49ers	27-6	AZ
11/12/78	Cardinals	16-10	SF	10/26/03	Cardinals	16-13 (OT)	AZ	01/02/11	49ers	38-7	SF
12/02/79	Cardinals	13-10	SL	12/07/03	49ers	50-14	SF	11/20/11	49ers	23-7	SF
09/14/80	49ers	24-21 (OT)	SF	10/10/04	49ers	31-28 (OT)	SF	12/11/11	Cardinals	21-19	AZ
11/21/82	49ers	31-20	SL	12/12/04	49ers	31-28 (OT)	AZ	10/29/12	49ers	24-3	AZ
09/18/83	49ers	42-27	SL	10/02/05	Cardinals	31-14	MC	12/30/12	49ers	27-13	SF
11/09/86	49ers	43-17	SF	12/04/05	Cardinals	17-10	SF				
10/18/87	49ers	34-28	SF	09/10/06	Cardinals	34-27	AZ				

* Chicago Cards (SL) - St. Louis (P) - Phoenix (AZ) - Arizona (MC) - Mexico City

Record: At Candlestick Park: (15-5) University of Phoenix: (4-3) **Points:** At Candlestick Park: (483-349) University of Phoenix: (178-140)



ATLANTA FALCONS

Overall: 45-30-1

Home: 26-11

Away: 19-19-1

Date	Win	Score	Location	Date	Win	Score	Location	Date	Win	Score	Location
10/16/66	49ers	44-7	A	12/16/79	Falcons	31-21	A	09/19/93	49ers	37-30	SF
09/24/67	49ers	38-7	SF	09/28/80	Falcons	20-17	SF	12/11/93	Falcons	27-24	A
12/10/67	49ers	34-28	A	12/14/80	Falcons	35-10	A	10/16/94	49ers	42-3	A
09/29/68	49ers	28-13	SF	09/20/81	Falcons	34-17	A	12/04/94	49ers	50-14	SF
12/15/68	49ers	14-12	A	11/08/81	49ers	17-14	SF	09/10/95	49ers	41-10	SF
09/21/69	Falcons	24-12	A	12/19/82	Falcons	17-7	SF	12/24/95	Falcons	28-27	A
10/19/69	Falcons	21-7	SF	09/25/83	49ers	24-20	SF	09/29/96	49ers	39-17	SF
10/04/70	Falcons	21-0	A	11/20/83	Falcons	28-24	A	12/02/96	49ers	34-10	A
12/06/70	49ers	24-20	SF	09/30/84	49ers	14-5	SF	09/21/97	49ers	34-7	SF
09/19/71	Falcons	20-17	A	12/02/84	49ers	35-17	A	10/19/97	49ers	35-28	A
12/12/71	49ers	24-3	SF	09/15/85	49ers	35-16	SF	09/27/98	49ers	31-20	SF
10/29/72	49ers	49-14	A	10/06/85	49ers	38-17	A	11/15/98	Falcons	31-19	A
12/10/72	49ers	20-0	SF	10/19/86	Tie	10-10 (OT)	A	01/09/99 (d)	Falcons	20-18	A
10/07/73	49ers	13-9	A	11/23/86	49ers	20-0	SF	12/12/99	49ers	26-7	SF
10/28/73	Falcons	17-3	SF	10/11/87	49ers	25-17	A	01/03/00	Falcons	34-29	A
09/22/74	49ers	16-10	A	12/20/87	49ers	35-7	SF	09/03/00	Falcons	36-28	A
11/24/74	49ers	27-0	SF	09/18/88	Falcons	34-17	SF	11/19/00	49ers	16-6	SF
10/12/75	Falcons	17-3	SF	12/04/88	49ers	13-3	A	09/09/01	49ers	16-13 (OT)	SF
12/14/75	Falcons	31-9	A	11/12/89	49ers	45-3	SF	10/14/01	49ers	37-31 (OT)	A
10/23/76	49ers	15-0	SF	12/03/89	49ers	23-10	A	09/12/04	Falcons	21-19	SF
11/14/76	Falcons	21-16	A	09/23/90	49ers	19-13	SF	11/04/07	Falcons	20-16	A
10/09/77	Falcons	7-0	SF	10/14/90	49ers	45-35	A	10/11/09	Falcons	45-10	SF
11/06/77	49ers	10-3	A	10/13/91	Falcons	39-34	SF	10/03/10	Falcons	16-14	A
10/22/78	Falcons	20-17	SF	11/03/91	Falcons	17-14	A	1/20/13 (c)	49ers	28-24	A
11/05/78	Falcons	21-10	A	10/18/92	49ers	56-17	SF				
10/21/79	49ers	20-15	SF	11/09/92	49ers	41-3	A				

(d) - NFC Divisional Playoff

(c) - NFC Championship Game

Record: At Candlestick Park: (23-10) Georgia Dome: (6-8) **Points:** At Candlestick Park: (788-474) Georgia Dome: (392-311)



BALTIMORE RAVENS

Overall: 1-3

Home: 1-1

Away: 0-2

Date	Win	Score	Location	Date	Win	Score	Location	Date	Win	Score	Location
11/17/96	49ers	38-20	SF	10/07/07	Ravens	9-7	SF	11/24/11	Ravens	16-6	B
11/30/03	Ravens	44-6	B								

Record: At Candlestick Park: (1-1) M&T Bank: (0-2) **Points:** At Candlestick Park: (45-29) M&T Bank: (12-60)

**BUFFALO BILLS****Overall: 6-5****Home: 4-3****Away: 2-2**

Date	Win	Score	Location	Date	Win	Score	Location	Date	Win	Score	Location
09/24/72	Bills	27-20	B	09/13/92	Bills	34-31	SF	12/26/04	Bills	41-7	SF
12/21/80	Bills	18-13	SF	12/03/95	49ers	27-17	SF	11/30/08	49ers	10-3	B
12/11/83	49ers	23-10	B	10/04/98	Bills	26-21	B	10/7/12	49ers	45-3	SF
12/17/89	49ers	21-10	SF	12/02/01	49ers	35-0	SF				

Record: At Candlestick Park: (4-3) Ralph Wilson Stadium: (2-1) **Points:** At Candlestick Park: (179-123) Ralph Wilson Stadium: (54-39)

**CAROLINA PANTHERS****Overall: 7-10****Home: 3-5****Away: 4-5**

Date	Win	Score	Location	Date	Win	Score	Location	Date	Win	Score	Location
11/05/95	Panthers	13-7	SF	11/08/98	49ers	25-23	SF	10/07/01	49ers	24-14	SF
12/10/95	49ers	31-10	C*	12/06/98	49ers	31-28 (OT)	C	11/18/01	49ers	25-22 (OT)	C
09/22/96	Panthers	23-7	C	10/17/99	Panthers	31-29	SF	11/14/04	Panthers	37-27	SF
12/08/96	Panthers	30-24	SF	12/18/99	Panthers	41-24	C	12/02/07	Panthers	31-14	C
09/29/97	49ers	34-21	C	09/10/00	Panthers	38-22	SF	10/24/10	Panthers	23-20	C
11/16/97	49ers	27-19	SF	10/22/00	Panthers	34-16	C				

*Clemson, SC

Record: At Candlestick Park: (3-5) Bank of America: (3-5) **Points:** At Candlestick Park: (185-205) Bank of America: (171-223)

**CHICAGO BEARS****Overall: 32-29-1****Home: 22-12****Away: 10-17-1**

Date	Win	Score	Location	Date	Win	Score	Location	Date	Win	Score	Location
09/24/50	Bears	32-20	SF	10/22/61	Bears	31-0	C	09/10/78	Bears	16-13	SF
11/19/50	Bears	17-0	C	11/19/61	49ers	41-31	SF	10/28/79	Bears	28-27	SF
10/21/51	Bears	13-7	C	09/16/62	Bears	30-14	SF	09/13/81	49ers	28-17	SF
10/19/52	49ers	40-16	C	10/14/62	49ers	34-27	C	11/27/83	Bears	13-3	C
11/02/52	Bears	20-17	SF	10/20/63	49ers	20-14	SF	01/06/85 (c)	49ers	23-0	SF
10/18/53	49ers	35-28	C	12/08/63	Bears	27-7	C	10/13/85	Bears	26-10	SF
11/01/53	49ers	24-14	SF	10/04/64	49ers	31-21	SF	12/14/87	49ers	41-0	SF
10/17/54	49ers	31-24	C	11/22/64	Bears	23-21	C	10/24/88	Bears	10-9	C
10/31/54	Bears	31-27	SF	09/19/65	49ers	52-24	SF	12/24/89	49ers	28-3	C
10/09/55	49ers	20-19	C	12/12/65	Bears	61-20	C	01/09/89 (c)	49ers	26-0	SF
10/23/55	Bears	34-23	SF	11/13/66	Tie	30-30	C	12/23/91	49ers	52-14	SF
10/14/56	Bears	31-7	C	12/11/66	49ers	41-14	SF	01/07/05 (d)	49ers	44-15	SF
10/28/56	Bears	38-21	SF	12/03/67	Bears	28-14	SF	12/17/00	49ers	17-0	SF
10/13/57	49ers	21-17	C	11/10/68	Bears	27-19	C	10/28/01	Bears	37-31 (OT)	C
10/27/57	49ers	21-17	SF	12/06/69	49ers	42-21	SF	09/07/03	49ers	49-7	SF
10/12/58	Bears	28-6	C	11/08/70	49ers	37-16	C	10/31/04	Bears	23-13	C
10/26/58	Bears	27-14	SF	10/17/71	49ers	13-0	SF	11/13/05	Bears	17-9	C
10/25/59	49ers	20-17	SF	11/19/72	49ers	34-21	C	10/29/06	Bears	41-10	C
11/15/59	Bears	14-3	C	11/17/74	49ers	34-0	C	11/12/09	49ers	10-6	SF
10/16/60	Bears	27-10	C	11/16/75	49ers	31-3	SF	11/19/12	49ers	32-7	SF
10/30/60	49ers	25-7	SF	09/19/76	Bears	19-12	SF				

(c) - NFC Championship

(d) - NFC Divisional Playoff

Record: At Candlestick Park: (12-4) Soldier Field: (3-6) **Points:** At Candlestick Park: (428-158) Soldier Field: (171-165)

**CINCINNATI BENGALS****Overall: 11-3****Home: 5-1****Away: 4-2****Neutral: 2-0**

Date	Win	Score	Location	Date	Win	Score	Location	Date	Win	Score	Location
09/29/74	Bengals	21-3	SF	09/20/87	49ers	27-26	C	12/05/99	Bengals	44-30	C
10/01/78	49ers	28-12	SF	01/22/89	49ers (s)	20-16	M	12/14/03	Bengals	41-38	C
12/06/81	49ers	21-3	C	12/09/90	49ers	20-17 (OT)	C	12/15/07	49ers	20-13	SF
01/24/82	49ers (s)	26-21	D	12/05/93	49ers	21-8	SF	9/25/11	49ers	13-8	C
11/04/84	49ers	23-17	SF	10/20/96	49ers	28-21	SF				

(s) - Super Bowl XVI & XXIII

(D) - Pontiac Silverdome (Pontiac, MI)

(M) - Joe Robbie Stadium (Miami, FL)

Record: At Candlestick Park: (5-1) Paul Brown Stadium: (1-1) **Points:** At Candlestick Park: (123-92) Paul Brown Stadium: (51-49)



CLEVELAND BROWNS

Overall: 7-11

Home: 5-5

Away: 2-6

Date	Win	Score	Location	Date	Win	Score	Location	Date	Win	Score	Location
11/12/50	Browns	34-14	C	11/03/68	Browns	33-21	SF	11/29/87	49ers	38-24	SF
09/30/51	49ers	24-10	SF	09/27/70	49ers	34-31	SF	10/28/90	49ers	20-17	SF
11/15/53	Browns	23-21	C	12/01/74	Browns	7-0	C	09/13/93	Browns	23-13	C
10/02/55	Browns	38-3	SF	09/03/78	Browns	24-7	C	09/21/03	Browns	13-12	SF
11/29/59	49ers	21-20	C	11/15/81	Browns	15-12	SF	12/30/07	Browns	20-7	C
12/15/62	Browns	13-10	SF	11/11/84	49ers	41-7	C	10/30/11	49ers	20-10	SF

Record: At Candlestick Park: (5-5) Cleveland Browns Stadium: (0-1) Points: At Candlestick Park: (102-79) Cleveland Browns Stadium: (20-7)



DALLAS COWBOYS

Overall: 16-16-1

Home: 9-8

Away: 7-8-1

Date	Win	Score	Location	Date	Win	Score	Location	Date	Win	Score	Location
11/20/60	49ers	26-14	D	09/09/79	Cowboys	21-13	SF	11/13/94	49ers	21-14	SF
11/10/63	49ers	31-24	SF	10/12/80	Cowboys	59-14	D	01/15/95 (c)	49ers	38-28	SF
11/07/65	Cowboys	39-31	D	10/11/81	49ers	45-14	SF	11/12/95	49ers	38-20	D
12/16/67	49ers	24-16	SF	01/10/82 (c)	49ers	28-27	SF	11/10/96	Cowboys	20-17 (OT)	SF
11/27/69	Tie	24-24	D	12/19/83	49ers	42-17	SF	11/02/97	49ers	17-10	SF
01/03/71 (c)	Cowboys	17-10	SF	12/22/85	49ers	31-16	SF	09/24/00	49ers	41-24	D
01/02/72 (c)	Cowboys	14-3	D	10/15/89	49ers	31-14	D	12/30/01	Cowboys	27-21	D
11/23/72	49ers	31-10	D	11/11/90	49ers	24-6	D	12/08/02	49ers	31-27	D
12/23/72 (d)	Cowboys	30-28	SF	01/17/93 (c)	Cowboys	30-20	SF	09/25/05	Cowboys	34-31	SF
11/10/74	Cowboys	20-14	D	10/17/93	Cowboys	26-17	D	11/23/08	Cowboys	35-22	D
12/12/77	Cowboys	42-35	SF	01/23/94 (c)	Cowboys	38-21	D	9/18/11	Cowboys	27-24 (OT)	SF

(c) - NFC Championship

(d) - NFC Divisional Playoff

Record: At Candlestick Park: (9-8) Cowboys Stadium: (0-0) Points: At Candlestick Park: (390-327) Cowboys Stadium: (0-0)



DENVER BRONCOS

Overall: 7-6

Home: 4-3

Away: 2-3

Neutral: 1-0

Date	Win	Score	Location	Date	Win	Score	Location	Date	Win	Score	Location
10/25/70	49ers	19-14	SF	10/09/88	Broncos	16-13 (OT)	SF	09/15/02	Broncos	24-14	SF
09/23/73	49ers	36-34	D	01/28/90 (s)	49ers	55-10	L	12/31/06	49ers	26-23 (OT)	D
11/18/79	Broncos	38-28	SF	12/17/94	49ers	42-19	SF	10/31/10	49ers	24-16	London
09/19/82	Broncos	24-21	D	12/15/97	49ers	34-17	SF				
11/11/85	Broncos	17-16	D	12/23/00	Broncos	38-9	D				

(s) - Super Bowl XXIV (Superdome - New Orleans, LA)

Record: At Candlestick Park: (2-3) Mile High Stadium: (1-0) Points: At Candlestick Park: (131-114) Mile High Stadium: (26-23)



DETROIT LIONS

Overall: 37-27-1

Home: 23-10-1

Away: 14-17

Date	Win	Score	Location	Date	Win	Score	Location	Date	Win	Score	Location
10/08/50	Lions	24-7	D	10/09/60	49ers	14-10	D	10/23/77	49ers	28-7	SF
10/22/50	49ers	28-27	SF	11/06/60	Lions	24-0	SF	12/17/78	Lions	33-14	P
12/02/51	49ers	20-10	D	10/01/61	49ers	49-0	D	11/02/80	Lions	17-13	P
12/16/51	49ers	21-17	SF	11/05/61	Tie	20-20	SF	09/06/81	Lions	24-17	P
09/28/52	49ers	17-3	SF	09/23/62	Lions	45-24	D	12/31/83 (d)	49ers	24-23	SF
10/12/52	49ers	28-0	D	11/11/62	Lions	38-24	SF	09/02/84	49ers	30-27	P
10/11/53	Lions	24-21	D	10/06/63	Lions	26-3	D	10/20/85	Lions	23-21	P
10/25/53	Lions	14-10	SF	11/03/63	Lions	45-7	SF	10/02/88	49ers	20-13	SF
10/24/54	49ers	37-31	SF	09/13/64	Lions	26-17	SF	10/20/91	49ers	35-3	SF
11/14/54	Lions	48-7	D	12/13/64	Lions	24-7	D	12/28/92	49ers	24-6	SF
10/16/55	49ers	27-24	D	11/14/65	49ers	27-21	D	12/19/93	49ers	55-17	P
10/30/55	49ers	38-21	SF	12/05/65	49ers	17-14	SF	10/09/94	49ers	27-14	P
10/21/56	Lions	20-17	D	10/23/66	49ers	27-24	SF	09/25/95	Lions	27-24	P
11/04/56	Lions	17-13	SF	11/24/66	49ers	41-14	D	12/23/96	49ers	24-14	SF
11/03/57	49ers	35-31	SF	10/29/67	Lions	45-3	SF	12/14/98	49ers	35-13	SF
11/17/57	Lions	31-10	D	10/27/68	49ers	14-7	D	11/04/01	49ers	21-13	SF
12/22/57 (d)	Lions	31-27	SF	11/02/69	Lions	26-14	SF	10/05/03	49ers	24-17	SF
11/02/58	49ers	24-21	SF	11/22/70	Lions	28-7	D	11/12/06	49ers	19-13	D
11/16/58	Lions	35-21	D	12/19/71	49ers	31-27	SF	09/21/08	49ers	31-13	SF
10/18/59	49ers	34-13	D	11/04/73	Lions	30-20	D	12/27/09	49ers	20-6	SF
11/01/59	49ers	33-7	SF	10/14/74	Lions	17-13	D	10/16/11	49ers	25-19	D
				11/02/75	Lions	28-17	SF	9/16/12	49ers	27-19	SF

(d) - NFC Divisional Playoff

(D) - Detroit

(P) - Pontiac

Record: At Candlestick Park: (13-1) Ford Field: (2-0) Points: At Candlestick Park: (361-202) Ford Field: (44-32)



GREEN BAY PACKERS

Overall: 28-34-1

Home: 17-11-1

Away: 11-23

Date	Win	Score	Location	Date	Win	Score	Location	Date	Win	Score	Location
11/26/50	Packers	25-21	GB	10/21/62	Packers	31-13	M	12/06/87	49ers	23-12	GB
12/10/50	49ers	30-14	SF	12/09/62	Packers	31-21	SF	11/19/89	Packers	21-17	SF
12/09/51	49ers	31-19	SF	11/24/63	Packers	28-10	M	11/04/90	49ers	24-20	GB
12/14/52	49ers	24-14	SF	12/14/63	Packers	21-17	SF	01/06/96 (d) Packers	27-17	SF	
11/22/53	49ers	37-7	M	10/11/64	Packers	24-14	M	10/14/96	Packers	23-20 (OT)	GB
12/06/53	49ers	48-14	SF	11/15/64	49ers	24-14	SF	01/04/97 (d) Packers	35-14	GB	
10/10/54	49ers	23-17	M	10/10/65	Packers	27-10	GB	01/11/98 (c) Packers	23-10	SF	
12/05/54	49ers	35-0	SF	12/19/65	Tie	24-24	SF	11/01/98	Packers	36-22	GB
11/20/55	Packers	27-21	M	10/09/66	49ers	21-20	SF	01/03/99 (w) 49ers	30-27	SF	
12/04/55	Packers	28-7	SF	12/04/66	Packers	20-7	M	11/29/99	Packers	20-3	SF
11/18/56	49ers	17-16	GB	11/19/67	Packers	13-0	GB	10/15/00	Packers	31-28	GB
12/08/56	49ers	38-20	SF	12/01/68	49ers	27-20	SF	01/13/02 (w) Packers	25-15	GB	
10/20/57	49ers	24-14	M	09/28/69	Packers	14-7	M	12/15/02	Packers	20-14	SF
12/15/57	49ers	27-20	SF	11/01/70	49ers	26-10	SF	11/23/03	Packers	20-10	GB
11/23/58	49ers	33-12	M	11/05/72	Packers	34-24	M	12/10/06	Packers	30-19	SF
12/07/58	49ers	48-21	SF	11/26/73	49ers	20-6	SF	11/22/09	Packers	30-24	GB
10/11/59	Packers	21-20	GB	12/08/74	49ers	7-6	SF	12/5/10	Packers	34-16	GB
12/13/59	Packers	36-14	SF	09/12/76	49ers	26-14	GB	9/9/12	49ers	30-22	GB
10/23/60	Packers	41-14	M	12/18/77	Packers	16-14	M	1/12/12 (d) 49ers	45-31	SF	
12/10/60	Packers	13-0	SF	11/09/80	Packers	23-16	M				
09/24/61	Packers	30-10	GB	10/18/81	49ers	13-3	M				
12/10/61	49ers	22-21	SF	10/26/86	49ers	31-17	M				

(c) - NFC Championship (d) - NFC Divisional Playoff (w) - Wild Card Game (M) - Milwaukee (GB) - Green Bay

Record: At Candlestick Park: (4-6)	Lambeau Field: (4-14)	Points: At Candlestick Park: (182-211)	Lambeau Field: (330-434)
---	------------------------------	---	---------------------------------



HOUSTON TEXANS

Overall: 1-1

Home: 1-0

Away: 0-1

Date	Win	Score	Location	Date	Win	Score	Location
2005	49ers	20-17 (OT)	SF	2009	Texans	24-21	H

Record: At Candlestick Park: (1-0)	Reliant Stadium: (0-1)	Points: At Candlestick Park: (20-17)	Reliant Stadium: (21-24)
---	-------------------------------	---	---------------------------------



INDIANAPOLIS COLTS

Overall: 18-24

Home: 11-10

Away: 7-14

Date	Win	Score	Location	Date	Win	Score	Location	Date	Win	Score	Location
11/29/53	49ers	38-21	B	12/18/60	49ers	34-10	SF	09/15/68	Colts	27-10	B
12/13/53	49ers	45-14	SF	12/03/61	Colts	20-17	B	10/13/68	Colts	42-14	SF
11/28/54	Colts	17-13	B	12/16/61	Colts	27-24	SF	10/26/69	49ers	24-21	B
12/11/54	49ers	10-7	SF	10/07/62	49ers	21-13	B	11/16/69	49ers	20-17	SF
11/27/55	Colts	26-14	B	11/04/62	Colts	22-3	SF	11/12/72	49ers	24-21	SF
12/11/55	49ers	35-24	SF	09/22/63	Colts	20-14	SF	10/05/86	49ers	35-14	SF
12/02/56	49ers	20-17	B	10/13/63	Colts	20-3	B	09/10/89	49ers	30-24	I
12/16/56	49ers	30-17	SF	11/01/64	Colts	37-7	B	10/15/95	Colts	18-17	I
11/24/57	Colts	27-21	B	11/29/64	Colts	14-3	SF	10/18/98	49ers	34-31	SF
12/08/57	49ers	17-13	SF	10/03/65	Colts	27-24	B	11/25/01	49ers	40-21	I
11/30/58	Colts	35-27	B	10/31/65	Colts	34-28	SF	10/09/05	Colts	28-3	SF
12/14/58	49ers	21-12	SF	09/25/66	Colts	36-14	B	11/01/09	Colts	18-14	I
11/22/59	Colts	45-14	B	12/18/66	Colts	30-14	SF				
12/05/59	Colts	34-14	SF	10/01/67	Colts	41-7	B				
11/27/60	49ers	30-22	B	11/26/67	Colts	26-9	SF				

(B) - Baltimore (I) - Indianapolis

Record: At Candlestick Park: (3-1)	Lucas Oil Stadium: (0-1)	Points: At Candlestick Park: (96-94)	Lucas Oil Stadium: (14-18)
---	---------------------------------	---	-----------------------------------



JACKSONVILLE JAGUARS

Overall: 1-2

Home: 1-0

Away: 0-2

Date	Win	Score	Location	Date	Win	Score	Location	Date	Win	Score	Location
09/12/99	Jaguars	41-3	J	12/18/05	Jaguars	10-9	J	11/29/09	49ers	20-3	SF

Record: At Candlestick Park: (1-0)	Jacksonville Municipal: (0-2)	Points: At Candlestick Park: (20-3)	Jacksonville Municipal: (12-51)
---	--------------------------------------	--	--

**KANSAS CITY CHIEFS****Overall: 6-5****Home: 4-1****Away: 2-4**

Date	Win	Score	Location	Date	Win	Score	Location	Date	Win	Score	Location
12/06/71	Chiefs	26-17	SF	12/14/91	49ers	28-14	SF	11/10/02	49ers	17-13	SF
10/05/75	49ers	20-3	KC	09/11/94	Chiefs	24-17	KC	10/01/06	Chiefs	41-0	KC
12/26/82	49ers	26-13	KC	11/30/97	Chiefs	44-9	KC	09/26/10	Chiefs	31-10	KC
11/17/85	49ers	31-3	SF	11/12/00	49ers	21-7	SF				

Record: At Candlestick Park: (4-1) Arrowhead Stadium: (2-4) **Points:** At Candlestick Park: (114-63) Arrowhead Stadium: (82-156)

**MIAMI DOLPHINS****Overall: 6-6****Home: 3-3****Away: 2-3****Neutral: 1-0**

Date	Win	Score	Location	Date	Win	Score	Location	Date	Win	Score	Location
09/16/73	Dolphins	21-13	M	01/20/85 (s)	49ers	38-16	ST	12/16/01	49ers	21-0	SF
09/25/77	Dolphins	19-15	SF	09/28/86	49ers	31-16	M	11/28/04	Dolphins	24-17	SF
11/16/80	Dolphins	17-13	M	12/06/92	49ers	27-3	SF	12/14/08	Dolphins	14-9	M
11/06/83	Dolphins	20-17	SF	11/20/95	49ers	44-20	M	12/9/12	49ers	27-13	SF

(s) - Super Bowl XIX (Stanford, CA)

Record: At Candlestick Park: (3-3) Sun Life Stadium: (1-1) **Points:** At Candlestick Park: (124-79) Sun Life Stadium: (53-34)

**MINNESOTA VIKINGS****Overall: 22-22-1****Home: 13-8-1****Away: 9-14**

Date	Win	Score	Location	Date	Win	Score	Location	Date	Win	Score	Location
10/15/61	49ers	38-24	M	11/07/71	49ers	13-9	M	09/15/91	Vikings	17-14	M
11/26/61	49ers	38-28	SF	12/16/72	49ers	20-17	SF	12/13/92	49ers	20-17	M
09/30/62	49ers	21-7	SF	10/14/73	Vikings	17-13	SF	10/03/93	49ers	38-19	SF
12/02/62	49ers	35-12	M	09/21/75	Vikings	27-17	M	12/26/94	Vikings	21-14	M
09/15/63	Vikings	24-20	SF	11/29/76	49ers	20-16	SF	12/18/95	49ers	37-30	SF
09/29/63	Vikings	45-14	M	12/04/77	Vikings	28-27	M	12/07/97	49ers	28-17	SF
10/25/64	Vikings	27-22	SF	09/02/79	Vikings	28-22	M	01/03/98 (d)	49ers	38-22	SF
11/08/64	Vikings	24-7	M	09/08/83	49ers	48-17	M	10/24/99	Vikings	40-16	M
10/24/65	Vikings	42-41	SF	12/08/84	49ers	51-7	SF	09/28/03	Vikings	35-7	M
11/28/65	49ers	45-24	M	09/08/85	Vikings	28-21	M	11/05/06	49ers	9-3	SF
09/11/66	Tie	20-20	SF	10/12/86	Vikings	27-24 (OT)	SF	12/09/07	Vikings	27-7	SF
10/30/66	Vikings	28-3	M	01/09/88 (d)	Vikings	36-24	SF	9/27/09	Vikings	27-24	M
09/17/67	49ers	27-21	M	10/30/88	49ers	24-21	SF	9/23/12	Vikings	24-13	M
12/08/68	Vikings	30-20	SF	01/01/89 (d)	49ers	34-9	SF				
12/14/69	Vikings	10-7	M	01/06/90 (d)	49ers	41-13	SF				
12/27/70 (d)	49ers	17-14	M	12/30/90	49ers	20-17	M				

(d) - NFC Divisional Playoff

Record: At Candlestick Park: (11-4) Metrodome: (3-7) **Points:** At Candlestick Park: (408-281) Metrodome: (197-243)

**NEW ENGLAND PATRIOTS****Overall: 8-4****Home: 4-1****Away: 4-3**

Date	Win	Score	Location	Date	Win	Score	Location	Date	Win	Score	Location
10/31/71	49ers	27-10	SF	12/14/86	49ers	29-24	NE	12/20/98	Patriots	24-21	NE
10/26/75	Patriots	24-16	NE	10/22/89	49ers	37-20	S	01/02/05	Patriots	21-7	NE
11/30/80	49ers	21-17	SF	10/11/92	49ers	24-12	NE	10/05/08	Patriots	30-21	SF
10/02/83	49ers	33-13	NE	09/17/95	49ers	28-3	SF	12/16/12	49ers	41-34	NE

(S) - Stanford, CA

Record: At Candlestick Park: (3-1) Gillette Stadium: (1-1) **Points:** At Candlestick Park: (97-60) Gillette Stadium: (48-55)

**NEW ORLEANS SAINTS****Overall: 47-24-2****Home: 23-11-2****Away: 24-13**

Date	Win	Score	Location	Date	Win	Score	Location	Date	Win	Score	Location
10/22/67	49ers	27-13	SF	12/20/81	49ers	21-17	NO	09/03/95	49ers	24-22	NO
11/23/69	Saints	43-38	NO	11/28/82	Saints	23-20	SF	10/29/95	Saints	11-7	SF
10/18/70	Tie	20-20	SF	10/16/83	49ers	32-13	NO	09/01/96	49ers	27-11	SF
12/13/70	49ers	38-27	NO	11/13/83	49ers	27-0	SF	11/03/96	49ers	24-17	NO
09/26/71	49ers	38-20	NO	09/16/84	49ers	30-20	SF	09/14/97	49ers	33-7	SF
11/14/71	Saints	26-20	SF	11/25/84	49ers	35-3	NO	10/26/97	49ers	23-0	NO
10/01/72	49ers	37-2	NO	09/29/85	Saints	20-17	SF	10/11/98	49ers	31-0	NO
10/22/72	Tie	20-20	SF	12/15/85	49ers	31-19	NO	11/22/98	49ers	31-20	SF
10/21/73	49ers	40-0	SF	09/21/86	49ers	26-17	SF	09/19/99	49ers	28-21	SF
12/09/73	Saints	16-10	NO	11/02/86	Saints	23-10	NO	11/14/99	Saints	24-6	NO
09/15/73	49ers	17-13	NO	10/25/87	49ers	24-22	NO	11/05/00	Saints	31-15	NO
12/15/74	49ers	35-21	SF	11/15/87	Saints	26-24	SF	12/10/00	Saints	31-27	SF
10/19/75	49ers	35-21	SF	09/04/88	49ers	34-33	NO	11/11/01	49ers	28-27	SF
11/23/75	49ers	16-6	NO	12/11/88	49ers	30-17	SF	01/06/02	49ers	38-0	NO
10/17/76	49ers	33-3	SF	10/08/89	49ers	24-20	NO	10/20/02	Saints	35-27	NO
12/12/76	49ers	27-7	NO	11/06/89	49ers	31-13	SF	09/19/04	Saints	30-27	NO
11/13/77	49ers	10-7 (OT)	NO	09/10/90	49ers	13-12	NO	12/03/06	Saints	34-10	NO
11/27/77	49ers	20-17	SF	12/23/90	Saints	13-10	SF	10/28/07	Saints	31-10	SF
10/15/78	Saints	14-7	SF	11/10/91	Saints	10-3	NO	09/28/08	Saints	31-17	NO
12/03/78	Saints	24-13	NO	12/01/91	49ers	38-24	SF	09/20/10	Saints	25-22	SF
09/23/79	Saints	30-21	SF	09/27/92	49ers	16-10	NO	1/14/12 (d)	49ers	36-32	SF
11/11/79	Saints	31-20	NO	11/15/92	49ers	21-20	SF	11/25/12	49ers	31-21	NO
09/07/80	49ers	26-23	NO	09/26/93	Saints	16-13	NO				
12/07/80	49ers	38-35 (OT)	SF	11/22/93	49ers	42-7	SF				
09/27/81	49ers	21-14	SF	09/25/94	49ers	24-13	SF				
				11/28/94	49ers	35-14	NO				

(d) - NFC Divisional Playoff

Record: At Candlestick Park: (22-11-1)**Superdome: (20-11)****Points: At Candlestick Park: (879-630)****Superdome: (676-555)****NEW YORK GIANTS****Overall: 18-19****Home: 11-9****Away: 7-10**

Date	Win	Score	Location	Date	Win	Score	Location	Date	Win	Score	Location
11/09/52	Giants	23-14	NY	01/03/82 (d)	49ers	38-24	SF	1/15/94 (d)	49ers	44-3	SF
09/30/56	Giants	38-21	SF	10/08/84	49ers	31-10	NY	10/01/95	49ers	20-6	SF
12/01/57	49ers	27-17	NY	12/29/84 (d)	49ers	21-10	SF	11/30/98	49ers	31-7	SF
09/25/60	Giants	21-19	SF	12/29/85 (w)	Giants	17-3	NY	09/05/02	49ers	16-13	NY
11/17/63	Giants	48-14	NY	12/01/86	Giants	21-17	SF	01/05/03 (w)	49ers	39-38	SF
10/20/68	49ers	26-10	NY	01/04/87 (d)	Giants	49-3	NY	11/06/05	Giants	24-6	SF
10/15/72	Giants	23-17	SF	10/05/87	49ers	41-21	NY	10/21/07	Giants	33-15	NY
12/21/75	Giants	26-23	SF	09/11/88	49ers	20-17	NY	10/19/08	Giants	29-17	NY
10/16/77	Giants	20-17	NY	11/27/89	49ers	34-24	SF	11/13/11	49ers	27-20	SF
09/24/78	Giants	27-10	NY	12/03/90	49ers	7-3	SF	1/22/12 (c)	Giants	20-17 (OT)	SF
10/14/79	Giants	32-16	NY	01/20/91 (c)	Giants	15-13	SF	10/14/12	Giants	26-3	SF
11/23/80	49ers	12-0	SF	09/02/91	Giants	16-14	NY				
11/29/81	49ers	17-10	SF	09/06/92	49ers	31-14	NY				

(d) - NFC Divisional Playoff

(c) - NFC Championship Game

(w) - Wild Card Game

Record: At Candlestick Park: (11-7)**MetLife Stadium: (0-0)****Points: At Candlestick Park: (386-300)****MetLife Stadium: (0-0)****NEW YORK JETS****Overall: 10-2****Home: 4-1****Away: 6-1**

Date	Win	Score	Location	Date	Win	Score	Location	Date	Win	Score	Location
11/28/71	49ers	24-21	NY	12/07/86	49ers	24-10	SF	10/01/01	49ers	19-17	NY
10/03/76	49ers	17-6	SF	10/29/89	49ers	23-10	NY	10/17/04	Jets	22-14	NY
09/21/80	49ers	32-27	NY	09/20/92	49ers	31-14	NY	12/07/08	49ers	24-14	SF
10/30/83	Jets	27-13	SF	09/06/98	49ers	36-30 (OT)	SF	9/30/12	49ers	34-0	NY

Record: At Candlestick Park: (4-1)**MetLife Stadium: (1-0)****Points: At Candlestick Park: (114-87)****MetLife Stadium: (34-0)**



OAKLAND RAIDERS

Overall: 6-6

Home: 3-4

Away: 3-2

Date	Win	Score	Location	Date	Win	Score	Location	Date	Win	Score	Location
12/20/70	49ers	38-7	O	09/22/85	49ers	34-10	LA	10/08/00	Raiders	34-28 (OT)	SF
10/27/74	Raiders	35-24	SF	11/13/88	Raiders	9-3	SF	11/03/02	49ers	23-20 (OT)	O
11/04/79	Raiders	23-10	O	09/29/91	Raiders	12-6	LA	10/08/06	49ers	34-20	SF
09/12/82	Raiders	23-17	SF	09/05/94	49ers	44-14	SF	10/17/10	49ers	17-9	SF

(LA) = Los Angeles (O) = Oakland

Record: At Candlestick Park: (3-4) Oakland Coliseum: (2-1) **Points:** At Candlestick Park: (167-144) Oakland Coliseum: (71-50)



PHILADELPHIA EAGLES

Overall: 18-12-1

Home: 8-8

Away: 10-4-1

Date	Win	Score	Location	Date	Win	Score	Location	Date	Win	Score	Location
10/06/51	Eagles	21-14	P	11/30/75	Eagles	27-17	P	12/22/01	49ers	13-3	SF
09/27/51	49ers	31-21	SF	09/03/83	Eagles	22-17	SF	11/25/02	Eagles	38-17	SF
11/25/56	Tie	10-10	P	09/23/84	49ers	21-9	P	12/21/03	49ers	31-28 (OT)	P
10/19/58	49ers	30-24	P	11/03/85	49ers	24-13	SF	09/18/05	Eagles	42-3	P
09/27/59	49ers	24-14	SF	09/24/89	49ers	38-28	P	09/24/06	Eagles	38-24	SF
09/20/64	49ers	28-24	P	10/27/91	49ers	23-7	P	10/12/08	Eagles	40-26	SF
11/20/66	Eagles	35-34	SF	11/29/92	49ers	20-14	SF	12/20/09	Eagles	27-13	P
10/15/67	49ers	28-27	P	01/03/94	Eagles	37-34 (OT)	SF	10/10/10	Eagles	27-24	SF
12/21/69	49ers	14-13	SF	10/02/94	Eagles	40-8	SF	10/2/11	49ers	24-23	P
10/03/71	49ers	31-3	P	12/29/96 (w)	49ers	14-0	SF				
12/02/73	49ers	38-28	SF	11/10/97	49ers	24-12	P				

(w) - Wild Card Game

Record: At Candlestick Park: (5-7) Lincoln Financial: (2-2) **Points:** At Candlestick Park: (259-300) Lincoln Financial: (71-120)



PITTSBURGH STEELERS

Overall: 11-9

Home: 6-5

Away: 5-4

Date	Win	Score	Location	Date	Win	Score	Location	Date	Win	Score	Location
10/14/51	49ers	28-24	P	12/15/73	Steelers	37-14	SF	09/05/93	49ers	24-13	P
12/07/52	Steelers	24-7	SF	09/19/77	Steelers	27-0	P	12/15/96	49ers	25-15	P
11/20/54	49ers	31-3	SF	11/27/78	Steelers	24-7	SF	11/07/99	Steelers	27-6	SF
09/28/58	49ers	23-20	SF	11/01/81	49ers	17-14	P	11/17/03	49ers	30-14	SF
10/29/61	Steelers	20-10	P	10/14/84	Steelers	20-17	SF	09/23/07	Steelers	37-16	P
09/26/65	49ers	27-17	SF	09/13/87	Steelers	30-17	P	12/19/11	49ers	20-3	SF
11/24/68	49ers	45-28	P	10/21/90	49ers	27-7	SF				

Record: At Candlestick Park: (3-4) Heinz Field: (0-1) **Points:** At Candlestick Park: (121-124) Heinz Field: (16-37)



SAN DIEGO CHARGERS

Overall: 7-6

Home: 3-2

Away: 3-4

Neutral: 1-0

Date	Win	Score	Location	Date	Win	Score	Location	Date	Win	Score	Location
09/17/72	49ers	34-3	SF	09/08/91	49ers	34-14	SF	11/17/02	Chargers	20-17 (OT)	SD
12/05/76	Chargers	13-7 (OT)	D	12/11/94	49ers	38-15	SD	10/15/06	Chargers	48-19	SF
09/30/79	Chargers	31-9	SD	01/29/95 (s)	49ers	49-26	M	12/16/10	Chargers	34-7	SD
12/11/82	Chargers	41-37	SF	11/23/97	49ers	17-10	SF				
11/27/88	49ers	48-10	SD	12/03/00	49ers	45-17	SD				

(s) - Super Bowl XXIX (Joe Robbie Stadium - Miami, FL)

Record: At Candlestick Park: (3-2) Qualcomm Stadium: (3-4) **Points:** At Candlestick Park: (141-116) Qualcomm Stadium: (171-140)



SEATTLE SEAHAWKS

Overall: 14-14

Home: 7-6

Away: 7-8

Date	Win	Score	Location	Date	Win	Score	Location	Date	Win	Score	Location
09/26/76	49ers	37-21	S	09/26/04	Seahawks	34-0	S	09/20/09	49ers	23-10	SF
10/07/79	Seahawks	35-24	SF	11/07/04	Seahawks	42-27	SF	12/06/09	Seahawks	20-17	S
11/25/85	49ers	19-6	SF	11/20/05	Seahawks	27-25	SF	09/12/10	Seahawks	31-6	S
09/25/88	49ers	38-7	S	12/11/05	Seahawks	41-3	S	12/12/10	49ers	40-21	SF
12/08/91	49ers	24-22	S	11/19/06	49ers	20-14	SF	9/11/11	49ers	33-17	SF
12/21/97	Seahawks	38-9	S	12/14/06	49ers	24-14	S	12/24/11	49ers	19-17	S
10/14/02	49ers	28-21	S	09/30/07	Seahawks	23-3	SF	10/18/12	49ers	13-6	SF
12/01/02	49ers	31-24	SF	11/12/07	Seahawks	24-0	S	12/23/12	Seahawks	42-13	S
10/12/03	Seahawks	20-19	S	09/14/08	49ers	33-30 (OT)	S				
12/27/03	Seahawks	24-17	SF	10/26/08	Seahawks	34-13	SF				

Record: At Candlestick Park: (7-6)

CenturyLink Field: (4-7)

Points: At Candlestick Park: (288-283)

CenturyLink Field: (162-294)



ST. LOUIS RAMS

Overall: 62-62-3

Home: 31-31-2

Away: 31-31-1

Date	Win	Score	Location	Date	Win	Score	Location	Date	Win	Score	Location
10/01/50	Rams	35-14	SF	11/21/71	Rams	17-6	LA	11/22/92	49ers	27-10	A
11/05/50	Rams	28-21	LA	10/08/72	Rams	31-7	LA	10/31/93	49ers	40-17	SF
10/28/51	49ers	44-17	SF	12/04/72	Rams	26-16	SF	11/28/93	49ers	35-10	A
11/04/51	Rams	23-16	LA	09/30/73	Rams	40-20	SF	09/18/94	49ers	34-19	A
11/23/52	Rams	35-9	LA	11/18/73	Rams	31-13	LA	11/20/94	49ers	31-27	SF
11/30/52	Rams	34-21	SF	10/20/74	Rams	37-14	LA	10/22/95	49ers	44-10	SL
10/04/53	49ers	31-30	SF	11/04/74	Rams	15-13	SF	11/26/95	49ers	41-13	SF
11/08/53	49ers	31-27	LA	09/28/75	Rams	23-14	SF	09/08/96	49ers	34-0	SF
10/03/54	Tie	24-24	LA	11/09/75	49ers	24-23	LA	10/06/96	49ers	28-11	SL
11/07/54	Rams	42-34	SF	10/11/76	49ers	16-0	LA	09/07/97	49ers	30-10	SL
09/25/55	Rams	23-14	SF	11/21/76	Rams	23-3	SF	10/12/97	49ers	15-12	SF
11/06/55	Rams	27-14	LA	10/02/77	Rams	34-14	LA	10/25/98	49ers	28-10	SL
10/07/56	49ers	33-30	SF	11/20/77	Rams	23-10	SF	12/27/98	49ers	38-19	SF
11/11/56	Rams	30-6	LA	10/08/78	Rams	27-10	LA	10/10/99	Rams	42-20	SL
10/06/57	49ers	23-20	SF	11/19/78	Rams	31-28	SF	11/21/99	Rams	23-7	SF
11/10/57	Rams	37-24	LA	09/16/79	Rams	27-24	LA	09/17/00	Rams	41-24	SL
10/05/58	Rams	33-3	SF	11/25/79	Rams	26-20	SF	10/29/00	Rams	34-24	SF
11/09/58	Rams	56-7	LA	10/05/80	Rams	48-26	A	09/23/01	Rams	30-26	SF
10/04/59	49ers	34-0	SF	10/19/80	Rams	31-17	SF	12/09/01	Rams	27-14	SL
11/08/59	49ers	24-16	LA	10/25/81	49ers	20-17	SF	10/06/02	49ers	37-13	SF
10/02/60	49ers	13-9	SF	11/22/81	49ers	33-31	A	12/30/02	Rams	31-20	SL
12/04/60	49ers	23-7	LA	12/02/82	49ers	30-24	A	09/14/03	Rams	27-24 (OT)	SL
10/08/61	49ers	35-0	SF	01/02/83	Rams	21-20	SF	11/02/03	49ers	30-10	SF
11/12/61	Rams	17-7	LA	10/09/83	Rams	10-7	SF	10/03/04	Rams	24-14	SF
10/27/62	Rams	28-14	SF	10/23/83	49ers	45-35	A	12/05/04	Rams	16-6	SL
11/18/62	49ers	24-17	LA	10/28/84	49ers	33-0	A	09/11/05	49ers	28-25	SF
10/27/63	Rams	28-21	LA	12/14/84	49ers	19-16	SF	12/24/05	49ers	24-20	SL
12/01/63	Rams	21-17	SF	10/27/85	49ers	28-14	A	09/17/06	49ers	20-13	SF
10/18/64	Rams	42-14	LA	12/09/85	Rams	27-20	SF	11/26/06	Rams	20-17	SL
12/06/64	49ers	28-7	SF	09/14/86	Rams	16-13	A	09/16/07	49ers	17-16	SL
10/17/65	49ers	45-21	LA	12/19/86	49ers	24-14	SF	11/18/07	Rams	13-9	SF
11/21/65	49ers	30-27	SF	11/01/87	49ers	31-10	A	11/16/08	49ers	35-16	SF
09/30/66	Rams	34-3	LA	12/27/87	49ers	48-0	SF	12/21/08	49ers	17-16	SL
11/06/66	49ers	21-13	SF	10/16/88	49ers	24-21	A	10/04/09	49ers	35-0	SF
10/08/67	49ers	27-24	LA	12/18/88	Rams	38-16	SF	01/03/10	49ers	28-6	SL
11/05/67	Rams	17-7	SF	10/01/89	Rams	13-12	SF	11/14/10	49ers	23-20 (OT)	SF
10/06/68	Rams	24-10	LA	12/11/89	49ers	30-27	A	12/26/10	Rams	25-17	SL
11/17/68	Tie	20-20	SF	01/14/90 (c)	49ers	30-3	SF	12/4/11	49ers	26-0	SF
10/12/69	Rams	27-21	SF	11/25/90	Rams	28-17	SF	1/1/12	49ers	34-27	SL
11/09/69	Rams	41-30	LA	12/17/90	49ers	26-10	A	11/11/12	Tie	24-24 (OT)	SF
10/11/70	49ers	20-6	LA	09/22/91	49ers	27-10	SF	12/2/12	Rams	16-13 (OT)	SL
11/29/70	Rams	30-13	SF	11/25/91	49ers	33-10	A				
10/10/71	Rams	20-13	SF	10/04/92	49ers	27-24	SF				

(c) - NFC Championship Game

(LA) = Los Angeles

(A) = Anaheim

(SL) = St. Louis

Record: At Candlestick Park: (21-21-1) Edward Jones Dome: (9-9)

Points: At Candlestick Park: (993-810) Edward Jones Dome: (390-373)

**TAMPA BAY BUCCANEERS****Overall: 16-5****Home: 12-2****Away: 4-3**

Date	Win	Score	Location	Date	Win	Score	Location	Date	Win	Score	Location
10/30/77	49ers	20-10	SF	11/22/87	49ers	24-10	TB	01/12/03	Bucs	31-6	TB
12/10/78	49ers	6-3	SF	09/17/89	49ers	20-16	TB	10/19/03	49ers	24-7	SF
12/09/79	49ers	23-7	SF	11/18/90	49ers	31-7	SF	11/21/04	Bucs	35-3	TB
10/26/80	Bucs	24-23	SF	12/19/92	49ers	21-14	SF	10/30/05	49ers	15-10	SF
12/04/83	49ers	35-21	SF	11/14/93	49ers	45-21	TB	12/23/07	49ers	21-19	SF
11/18/84	49ers	24-17	SF	10/23/94	49ers	41-16	SF	11/21/10	Bucs	21-0	SF
09/07/86	49ers	31-7	TB	08/31/97	Bucs	13-6	TB	10/9/11	49ers	48-3	SF

Record: At Candlestick Park: (12-2) Raymond James Stadium: (0-2) **Points:** At Candlestick Park: (332-179) Raymond James Stadium: (9-66)

**TENNESSEE TITANS****Overall: 7-5****Home: 3-3****Away: 4-2**

Date	Win	Score	Location	Date	Win	Score	Location	Date	Win	Score	Location
11/15/70	49ers	30-20	H	11/08/87	49ers	27-20	SF	11/27/05	Titans	33-22	T
12/07/75	Oilers	27-13	SF	10/07/90	49ers	24-21	H	11/08/09	Titans	34-27	SF
09/17/78	Oilers	20-19	H	12/25/93	Oilers	10-7	SF				
12/13/81	49ers	28-6	SF	10/27/96	49ers	10-9	H				
10/21/84	49ers	34-21	H	10/03/99	49ers	24-22	SF				

(H) - Houston

Record: At Candlestick Park: (3-3) LP Field: (0-1) **Points:** At Candlestick Park: (126-119) LP Field: (22-33)

**WASHINGTON REDSKINS****Overall: 18-10-1****Home: 11-3-1****Away: 7-7**

Date	Win	Score	Location	Date	Win	Score	Location	Date	Win	Score	Location
11/16/52	49ers	23-17	W	10/04/81	49ers	30-17	W	09/14/98	49ers	45-10	W
09/26/54	49ers	41-7	SF	01/08/84 (c)	Redskins	24-21	W	12/26/99	Redskins	26-20 (OT)	SF
11/13/55	Redskins	7-0	W	09/10/84	49ers	37-31	SF	09/22/02	49ers	20-10	SF
09/17/61	49ers	35-3	SF	12/01/85	49ers	35-8	W	12/18/04	Redskins	26-16	SF
11/12/67	Redskins	31-28	W	11/17/86	Redskins	14-6	W	10/23/05	Redskins 5	2-17	W
10/05/69	Tie	17-17	SF	11/21/88	49ers	37-21	SF	12/28/08	49ers	27-24	SF
09/20/70	49ers	26-17	SF	09/16/90	49ers	26-13	SF	11/6/11	49ers	19-11	W
12/26/71 (d)	49ers	24-20	SF	01/12/91 (d)	49ers	28-10	SF				
11/11/73	Redskins	33-9	W	01/09/93 (d)	49ers	20-13	SF				
11/07/76	Redskins	24-21	SF	11/06/94	49ers	37-22	W				
10/29/78	Redskins	38-20	W	11/24/96	49ers	19-16 (OT)	W				

(c) - NFC Championship Game (d) - NFC Divisional Playoff

Record: At Candlestick Park: (8-3) FedExField: (1-1) **Points:** At Candlestick Park: (276-218) FedExField: (41-44)

49ERS PRIMETIME GAMES

(National Football League - 1970-Present)

49ERS PRIMETIME RESULTS

Prime Time	63-32 (home - 38-15, road - 25-17)
Sunday Nights	43-25 (home - 24-11, road - 19-14)
Monday Nights	13-10 (home - 9-5, road - 4-5)
Thursday Nights	6-2 (home - 3-0, road - 3-2)
Thanksgiving Day	2-1-1 (road - 2-1-1)

Friday Nights	2-0 (home - 2-0)
Saturday Nights	1-2 (home - 1-0, road - 0-2)
Games After Monday	36-19 (home - 28-5, road - 8-14)
Games After Monday Win	23-11 (home - 16-3, road - 7-8)
Games After Monday Loss	13-8 (home - 12-2, road - 1-6)

49ERS ON MONDAY NIGHTS					
YEAR	DATE	OPPONENT	SCORE	W/L	ATTEND.
2012	Nov. 19	Chi.	32-7	W	69,732
	Oct. 29	at Arz.	24-3	W	62,810
2011	Dec. 19	Pit.	20-3	W	69,732
2010	Nov. 29	at Arz.	27-6	W	62,308
	Sept. 20	N.O.	25-22	L	69,732
2009	Dec. 14	Arz.	24-9	W	69,732
2008	Nov. 10	at Arz.	24-29	L	64,519
2007	Sept. 10	Arz.	20-17	W	68,111
	Nov. 12	at Sea.	0-24	L	68,331
2003	Nov. 17	Pit.	30-14	W	67,877
2002	Oct. 14	at Sea.	28-21	W	66,420
	Nov. 25	Phi.	17-38	L	67,919
	Dec. 30	at StL	21-30	L	66,118
2001	Oct. 1	at NYJ	19-17	W	78,722
1999	Sept. 27	at Ari.	24-10	W	72,100
	Nov. 29	G.B.	3-20	L	68,304
	Jan. 3,	at Atl.	29-34	L	57,980
1998	Sept. 14	at Was.	45-10	W	76,798
	Nov. 30	NYG	31-7	W	68,212
	Dec. 14	Det.	35-13	W	68,585
1997	Sept. 29	at Car.	34-21	W	70,972
	Nov. 10	at Phi.	24-12	W	67,133
	Dec. 15	Den.	34-17	W	68,461
1996	Oct. 14	at G.B.	20-23 (OT)	L	60,716
	Dec. 2	at Atl.	34-10	W	46,318
	Dec. 23	Det.	24-14	W	61,921
1995	Sept. 25	at Det.	24-27	L	76,236
	Nov. 20	at Mia.	44-20	W	73,080
	Dec. 18	Min.	37-30	W	64,975
1994	Sept. 5	L.A. Raiders	44-14	W	68,032
	Nov. 28	at N.O.	35-14	W	61,304
	Dec. 26	at Min.	14-21	L	63,326
1993	Sept. 13	at Cle.	13-23	L	78,218
	Nov. 22	N.O.	42-7	W	66,500
	Jan. 3	Phi.	34-37 (OT)	L	61,653
1992	Nov. 9	at Atl.	41-3	W	67,404
	Dec. 28	Det.	24-6	W	55,907
1991	Sept. 2	at NYG	14-16	L	76,319
	Nov. 25	at L.A. Rams	33-10	W	61,881
	Dec. 23	Chi.	52-14	W	60,419
1990	Sept. 10	at NO	13-12	W	68,629
	Dec. 3	N.Y. Giants	7-3	W	66,092
	Dec. 17	at L.A. Rams	26-10	W	65,619
1989	Nov. 6	N.O.	31-13	W	63,461
	Nov. 27	NYG	34-24	W	63,461
	Dec. 11	at L.A. Rams	30-27	W	67,959
1988	Oct. 24	at Chi.	9-10	L	65,293
	Nov. 21	Was.	37-21	W	59,268
1987	Oct. 5	at NYG	41-21	W	16,471
	Dec. 14	Chi.	41-0	W	63,509
1986	Nov. 17	at Was.	6-14	L	54,774
	Dec. 1	NYG	17-21	L	59,777
1985	Nov. 11	at Den.	16-17	L	73,173
	Nov. 25	Sea.	19-6	W	57,482
	Dec. 9	L.A. Rams	20-27	L	60,581
1984	Sept. 10	Was.	37-31	W	59,707
	Oct. 8	at NYG	31-10	W	76,112
1983	Dec. 19	Dal.	42-17	W	59,957
1978	Nov. 27	Pit.	7-24	L	51,657
1977	Sept. 19	at Pit.	0-27	L	48,046
	Dec. 12	Dal.	35-42	L	55,848

49ERS ON MONDAY NIGHTS (Cont.)					
YEAR	DATE	OPPONENT	SCORE	W/L	ATTEND.
1976	Oct. 11	at L.A. Rams	16-0	W	84,483
	Nov. 29	Min.	20-16	W	56,775
1974	Oct. 14	at Det.	13-17	L	45,199
	Nov. 4	L.A. Rams	13-15	L	57,526
1973	Nov. 26	G.B.	20-6	W	49,244
1972	Dec. 4	L.A. Rams	16-26	L	60,175
1971	Dec. 6	K.C.	17-26	L	45,306

49ERS ON SUNDAY NIGHTS					
YEAR	DATE	OPPONENT	SCORE	W/L	ATTEND.
2012	Dec. 23	at Sea.	13-42	L	68,161
	Dec. 16	at NE	41-34	W	68,756
	Sept. 16	Det.	27-19	W	69,732
2010	Oct. 10	Phi.	27-24	L	69,732
2005	Oct. 2	at Arz. (M.C.)	14-31	L	103,467
2004	Oct. 3	StL	14-24	L	66,696
	Oct. 31	at Chi.	13-23	L	62,054
2003	Oct. 12	at Sea.	19-20	L	66,437
2001	Oct. 7	Car.	24-14	W	66,944
	Dec. 2	Buf.	35-0	W	67,252
1999	Dec. 26	Was.	20-26 (OT)	L	68,329
1998	Nov. 22	N.O.	31-20	W	68,429
1997	Dec. 21	at Sea.	9-38	L	66,253
1996	Nov. 3	at N.O.	24-17	W	53,297
1995	Dec. 3	Buf.	27-17	W	65,568
1994	Nov. 20	L.A. Rams	31-27	W	62,774
1993	Dec. 5	Cin.	21-8	W	60,039
1992	Sept. 27	at N.O.	16-10	W	68,591
1990	Nov. 11	at Dal.	24-6	W	62,966
1988	Dec. 18	L.A. Rams	16-38	L	62,444
1987	Nov. 29	Cle.	38-24	W	60,243
	Dec. 27	L.A. Rams	48-0	W	57,953
1982	Dec. 19	Atl.	7-17	L	53,234

49ERS ON THURSDAY NIGHTS					
YEAR	DATE	OPPONENT	SCORE	W/L	ATTEND.
2012	Oct. 18	Sea.	13-6	W	69,732
2011	Nov. 24	at Bal	16-6	L	71,345
2010	Dec. 16	at SD	34-7	L	67,820
2009	Nov. 12	Chi.	10-6	W	69,732
2006	Dec. 14	at Sea.	24-14	W	67,650
2002	Sept. 5	at N.Y. Giants	16-13	W	78,748
1983	Sept. 8	at Min.	48-17	W	58,167
1982	Dec. 2	L.A. Rams	30-24	W	58,574

49ERS ON THURSDAY THANKSGIVING DAY GAMES					
YEAR	DATE	OPPONENT	SCORE	W/L	ATTEND.
2011	Nov. 24	at Bal	16-6	L	71,345
1972	Nov. 23	at Dal.	31-10	W	65,214
1969	Nov. 27	at Dal.	24-24	T	62,348
1966	Nov. 24	at Det.	41-14	W	53,181

49ERS ON FRIDAY NIGHTS					
YEAR	DATE	OPPONENT	SCORE	W/L	ATTEND.
1986	Dec. 19	L.A. Rams	24-14	W	60,266
1984	Dec. 14	L.A. Rams	19-16	W	59,743

49ERS ON SATURDAY NIGHTS					
YEAR	DATE	OPPONENT	SCORE	W/L	ATTEND.
2007	Dec. 13	vs. Cin.	20-13	W	68,053
1999	Dec. 18	at Car.	24-41	L	62,373
1993	Dec. 11	at Atl.	24-27	L	64,688

49ERS MONDAY NIGHT SINGLE GAME RECORDS

RUSHING YARDS

NAME	ATT	YDS	OPPONENT	DATE
Hearst, Garrison	24	198	Det.	12/14/98
Gore, Frank	25	167	Arz.	12/14/09
Hearst, Garrison	20	166	NYG	11/30/98
Jackson, Wilbur	30	156	Min.	11/29/76
Williams, Delvin	20	153	Min.	11/29/76
Hearst, Garrison	28	141	at Car.	9/29/77
Hearst, Garrison	22	138	at Was.	9/14/98
Westbrook, Brian	23	136	at Arz.	11/29/10
Carter, Dexter	13	124	at L.A. Rams	12/17/90
Craig, Roger	22	117	at Den.	11/11/85
Watters, Ricky	16	116	NO	11/22/93
Gore, Frank	20	112	NO	9/20/10
Watters, Ricky	26	105	at NO	11/28/94
Kirby, Terry	12	105	at Atl.	12/2/96
Phillips, Lawrence	9	102	at Arz.	9/27/99

RECEIVING YARDS

NAME	NO	YDS	OPPONENT	DATE
Rice, Jerry	14	289	Min.	12/18/95
Taylor, John	11	286	at L.A. Rams	12/11/89
Rice, Jerry	10	241	L.A. Rams	12/9/85
Rice, Jerry	12	204	at Was.	11/17/86
Rice, Jerry	11	181	at Det.	9/25/95
Rice, Jerry	7	169	L.A. Rams	9/5/94
Owens, Terrell	13	166	Phi.	11/25/02
Owens, Terrell	8	155	Pit.	11/17/03
Rice, Jerry	8	149	at Mia.	11/20/95
Rice, Jerry	6	143	at Atl.	12/3/00
Owens Terrell	5	140	NYG	11/30/98

TOTAL YARDS FROM SCRIMMAGE - RUSH/RECEIVING

NAME	RUSH	REC	TOTAL	OPPONENT	DATE
Rice, Jerry	10	289	299	Min.	12/18/95
Taylor, John	0	286	286	at L.A. Rams	12/11/89
Rice, Jerry	14	241	255	L.A. Rams	12/9/85
Rice, Jerry	9	204	213	at Was.	11/17/86
Hearst, Garrison	198	0	198	Det.	12/14/98
Rice, Jerry	23	169	192	L.A. Raiders	9/5/94
Rice, Jerry	0	181	181	at Det.	9/25/95

LONG PUNTS

NAME	YDS	OPPONENT	DATE
Lee, Andy	63	at Arz.	11/10/08
Lee, Andy	62	Pit.	12/19/11
Wilmsmeyer, Klaus	61	at Cle.	9/13/93
Lee, Andy	60	at Sea.	11/12/07
Runager, Max	58	NYG	12/1/86

LONG PUNT RETURNS

NAME	YDS	OPPONENT	DATE
Taylor, John	95t	Was.	11/21/88
McLemore, Dana	83t	Chi.	12/14/87
McLemore, Dana	79t	at NYG	10/8/84
Carter, Dexter	78t	Min.	12/18/95
Levy, Chuck	73t	at Phi.	11/10/97
McLemore, Dana	56t	Dal.	12/19/83

LONG KICKOFF RETURNS

NAME	LG	OPPONENT	DATE
Rossum, Allen	104t	at Arz.	11/10/08
Sutherland, Vinny	65	at NYJ	10/1/01
Tillman, Spencer	60	NYG	11/27/89
Carter, Dexter	60	Phi.	1/3/93
Washington, Vic	57	L.A. Rams	12/4/72

LONG INTERCEPTION RETURNS

NAME	LG	OPPONENT	DATE
Hanks, Merton	67t	NO	11/22/93
Parrish, Tony	60	at StL	12/30/02
Hanks, Merton	55t	Den.	12/15/97
Woodall, Lee	55	Den.	12/15/97
Parrish, Tony	48	Pit.	11/17/03
Wright, Eric	48t	Dal.	12/19/83

LONG FIELD GOALS

NAME	LG	OPPONENT	DATE
Cofer, Mike	52	at NO	9/10/90
Cofer, Mike	52	Was.	11/21/88
Cortez, Jose	49	at NYJ	10/1/01
Wilkins, Jeff	49	Det.	12/23/96

LONG FUMBLE RETURNS

NAME	YDS	OPPONENT	DATE
Griffin, Don	99t	Chi.	12/22/91
Young, Bryant	43	at Atl.	12/2/96
Greene, Kevin	40t	Den.	12/15/97
Hanks, Merton	38t	at Phi.	11/10/97

LONG RUNS FROM SCRIMMAGE

NAME	LG	OPPONENT	DATE
Barlow, Kevan	78t	Pit.	11/17/03
Carter, Dexter	74t	at L.A. Rams	12/17/90
Hearst, Garrison	70t	NYG	11/30/98
Phillips, Lawrence	68t	at Arz.	9/27/99
Jackson, Wilbur	64	at Det.	10/14/74
Watters, Ricky	43	at Atl.	11/9/92

LONG PASS COMPLETIONS

NAME	LG	OPPONENT	DATE
J. Montana to J. Taylor	95t	at LA Rams	12/11/89
J. Montana to J. Taylor	92t	at LA Rams	12/17/89
J. Montana to J. Rice	80t	Was.	11/21/88
S. Young to T. Owens	79t	NYG	11/30/98
S. Bono to J. Taylor	78	at LA Rams	11/25/91
J. Montana to F. Solomon	77t	Dal.	12/19/83
S. Young to J. Rice	73t	at NYG	9/2/91

MOST PASSING YARDS

NAME	ATT	CMP	YDS	OPPONENT	DATE
Montana, Joe	42	30	458	at L.A. Rams	12/11/89
Montana, Joe	60	33	441	at Was.	11/17/86
Young, Steve	49	30	425	Min.	12/18/95
Grbac, Elvis	41	31	382	at Mia.	11/20/95
Montana, Joe	40	24	381	Was.	9/10/84
Garcia, Jeff	34	26	373	at Atl.	1/3/00
Young, Steve	44	27	348	at Det.	9/25/95
Young, Steve	32	21	338	Chi.	12/23/91
Montana, Joe	36	26	328	L.A. Rams	12/9/85
Young, Steve	32	19	308	L.A. Raiders	9/5/94
Bono, Steve	33	18	306	at L.A. Rams	11/25/91
Young, Steve	32	21	303	at Was.	9/14/98

49ERS MONDAY NIGHT CAREER RECORDS

SCORING

NAME	R	P	RT	2PT	PAT	FG	TOT
Rice, Jerry	1	30	-	1	-	-	188
Cofer, Mike	-	-	-	-	51	18/28	106
Wersching, Ray	-	-	-	-	32	13/17	71
Owens, Terrell	-	11	-	-	-	-	66
Jones, Brent	-	10	-	-	-	-	60
Taylor, John	-	9	1	-	-	-	60
Young, Steve	9	-	-	-	-	-	54
Wilkins, Jeff	-	-	-	-	14	11/11	47
Kirby, Terry	5	1	-	-	-	-	36
Richey, Wade	-	-	-	-	21	4/6	33
Hearst, Garrison	5	-	-	1	-	-	32
Gossett, Bruce	-	-	-	-	8	8/9	31

PASSING YARDS

NAME	G	ATT	CMP	YDS	PCT	TD	INT	LG
Montana, Joe	18	600	357	4,482	59.5	33	15	95t
Young, Steve	25	563	362	4,424	64.3	41	12	79t
Smith, Alex	6	176	105	1,078	59.7	7	4	47t
Garcia, Jeff	6	143	94	1,044	65.7	7	2	62
Grbac, Elvis	5	118	79	829	66.9	7	4	47t
Bono, Steve	4	67	40	577	59.7	1	2	78t
Plunkett, Jim	3	63	29	476	46.0	6	4	47t

RUSHING YARDS

NAME	G	ATT	YDS	AVG	LG	TD
Hearst, Garrison	10	199	1,055	5.3	70t	5
Craig, Roger	17	239	817	3.4	25	1
Gore, Frank	9	155	755	4.9	36	4
Young, Steve	23	106	663	6.3	26t	9
Watters, Ricky	8	99	498	5.0	43	2
Tyler, Wendell	6	77	389	5.1	36	1
Jackson, Wilbur	6	99	357	3.6	64	0
Barlow, Kevan	5	42	333	7.9	78t	2
Williams, Delvin	5	72	304	4.2	30	0

RECEPTIONS

NAME	G	NO	YDS	AVG	LG	TD
Rice, Jerry	38	211	3,377	16.0	80t	30
Craig, Roger	17	78	654	8.4	33	4
Owens, Terrell	15	70	971	13.9	79t	11
Jones, Brent	22	66	846	12.8	41	6
Taylor, John	16	64	1,096	17.1	95t	8
Stokes, J.J.	14	49	597	12.2	47	1
Rathman, Tom	13	40	343	8.6	21	0

INTERCEPTIONS

NAME	G	NO	YDS	AVG	LG	TD
Hanks, Merton	22	7	143	20.4	67t	1
Lott, Ronnie	4	5	63	12.6	26	0
McDonald, Tim	21	4	46	11.5	21	0
Griffin, Don	8	4	25	6.3	23	0
Brown, Tarell	8	3	6	2.0	5	0
Goldson, Dashon	7	3	24	8.0	21	0
Williamson, Carlton	3	3	109	36.3	82	0
Wright, Eric	3	3	85	28.3	48t	1

PUNT RETURN YARDS

NAME	G	NO	YDS	AVG	LG	FC	TD
Taylor, John	12	31	386	12.5	95t	12	1
McLemore, Dana	7	19	310	16.3	83t	10	3
Carter, Dexter	11	27	293	10.9	78t	15	1
Ted Ginn Jr.	4	11	132	12.0	42	3	0
Levy, Chuck	5	5	101	20.2	73t	1	1
McQuarters, R.W.	5	11	98	8.9	26	1	0

TOTAL YARDS FROM SCRIMMAGE

NAME	TOTAL YARDS	RUSH	REC
Rice, Jerry	3,463	86	3,377
Craig, Roger	1,471	817	654
Hearst, Garrison	1,203	1,055	148
Taylor, John	1,101	5	1,096
Owens, Terrell	977	4	973
Gore, Frank	866	755	111
Watters, Ricky	597	498	99
Rathman, Tom	574	231	343

PUNTING AVERAGE

NAME	G	NO	YDS	AVG	LG	BLKD
Lee, Andy	9	42	1,987	47.3	63	0
Stanley, Chad	3	17	694	40.8	52	0
Orosz, Tom	2	9	366	40.7	55	0
Thompson, Tommy	9	33	1,339	40.6	54	1
Wittum, Tom	7	42	1,689	40.2	52	0
Wilmsmeyer, Klaus	8	22	882	40.1	61	0

KICKOFF RETURN YARDS

NAME	G	NO	YDS	AVG	LG	TD
Carter, Dexter	16	43	1,038	24.1	60	0
Washington, Vic	3	8	226	28.3	57	0
Hofer, Paul	4	10	223	22.3	48	0
Levy, Chuck	5	11	214	19.5	31	0
Hicks, Maurice	2	8	191	23.9	33	0
Rossum, Allen	1	4	186	46.5	104t	1
Monroe, Carl	5	10	174	17.4	45	0
Ginn Jr., Ted	4	7	168	24.0	41	0
Williams, Jimmy	2	8	162	20.3	33	0
Flagler, Terrence	3	8	161	20.1	40	0
Tillman, Spencer	3	7	157	22.4	60	0

49ERS OFFENSIVE AND DEFENSIVE RANKINGS

Year	OFFENSE			DEFENSE		
	Total	Rush	Pass	Total	Rush	Pass
1970	321.6 (2)	112.9 (17)	208.8 (1)	284.6 (13)	128.5 (18)	156.1 (9)
1971	336.1 (3)	152.1 (9)	184.1 (4)	262.8 (5)	119.1 (9)	143.6 (6)
1972	310.8 (8)	115.4 (21)	195.4 (2)	288.4 (14)	131.9 (13)	156.5 (15)
1973	301.7 (8)	124.5 (21)	177.2 (4)	309.2 (20)	140.2 (10)	169.0 (22)
1974	284.9 (14)	141.5 (11)	143.4 (19)	285.2 (12)	144.6 (18)	140.6 (6)
1975	297.0 (16)	114.1 (25)	182.9 (5)	288.7 (10)	129.6 (9)	159.1 (11)
1976	291.8 (18)	174.8 (5)	117.0 (23)	261.4 (2)	127.6 (5)	133.8 (4)
1977	256.7 (22)	149.0 (10)	107.7 (25)	247.4 (3)	133.5 (12)	113.9 (4)
1978	252.9 (27)	130.7 (21)	112.3 (25)	315.6 (21)	147.7 (17)	167.9 (18)
1979	348.3 (6)	120.8 (20)	227.6 (3)	351.3 (20)	138.3 (15)	212.9 (24)
1980	332.5 (12)	108.9 (24)	223.6 (5)	386.0 (27)	138.6 (23)	247.4 (27)
1981	342.8 (13)	121.3 (19)	221.4 (7)	297.7 (2)	120.1 (12)	177.6 (3)
1982	360.2 (3)	82.2 (28)	278.0 (2)	336.3 (21)	132.3 (21)	204.0 (16)
1983	378.4 (4)	141.1 (8)	237.3 (5)	324.2 (10)	120.9 (9)	203.3 (15)
1984	397.9 (2)	154.1 (3)	243.8 (4)	323.5 (10)	112.2 (7)	211.3 (17)
1985	370.0 (2)	139.5 (10)	230.5 (5)	324.4 (14)	105.2 (7)	219.3 (21)
1986	380.1 (3)	124.1 (10)	256.0 (2)	305.2 (6)	97.6 (3)	207.6 (17)
1987	389.8 (1)	139.8 (1)	250.0 (2)	273.0 (1)	107.4 (5)	165.6 (1)
1988	368.8 (2)	157.7 (2)	211.1 (10)	285.9 (3)	99.3 (3)	186.7 (8)
1989	391.8 (1)	122.9 (10)	268.9 (2)	288.6 (4)	86.4 (3)	202.2 (11)
1990	368.4 (2)	107.4 (18)	261.1 (2)	267.1 (3)	78.6 (2)	188.4 (12)
1991	366.1 (3)	116.3 (11)	249.8 (2)	284.6 (6)	94.5 (5)	190.1 (11)
1992	387.2 (1)	144.7 (3)	242.5 (3)	299.2 (15)	88.6 (4)	210.6 (26)
1993	402.2 (1)	133.3 (3)	268.9 (2)	312.3 (15)	112.5 (16)	199.8 (16)
1994	378.8 (2)	118.5 (6)	260.2 (4)	302.4 (8)	83.6 (2)	218.8 (17)
1995	380.4 (2)	92.4 (23)	288.0 (1)	274.9 (1)	66.3 (1)	208.6 (11)
1996	344.1 (6)	115.4 (10)	228.7 (7)	291.3 (7)	93.6 (5)	197.8 (11)
1997	319.5 (12)	123.1 (8)	196.4 (18)	250.8 (1)	85.4 (2)	165.4 (2)
1998	425.0 (1)	159.0 (1)	266.0 (2)	333.9 (23)	100.6 (9)	233.3 (29)
1999	336.3 (10)	130.9 (1)	205.3 (21)	355.4 (28)	101.2 (15)	254.3 (31)
2000	377.5 (4)	112.6 (18)	264.9 (4)	356.8 (29)	112.1 (16)	244.7 (29)
2001	355.6 (4)	140.3 (2)	215.3 (14)	309.6 (13)	98.2 (9)	211.4 (19)
2002	356.3 (8)	140.3 (6)	216.1 (14)	322.4 (14)	103.3 (7)	219.1 (22)
2003	355.4 (5)	142.4 (5)	213.0 (10)	308.0 (13)	105.6 (9)	202.4 (17)
2004	286.6 (26)	90.6 (30)	196.0 (20)	342.6 (24)	124.7 (20)	217.9 (19)
2005	224.2 (32)	105.6 (17)	118.6 (32)	391.2 (32)	114.5 (18)	276.7 (32)
2006	303.6 (26)	135.8 (6)	167.8 (29)	344.2 (26)	121.0 (19)	223.2 (26)
2007	237.3 (32)	92.3 (27)	145.0 (32)	346.2 (25)	118.5 (22)	227.7 (22)
2008	311.1 (23)	99.9 (27)	211.2 (13)	326.0 (13)	106.8 (13)	219.2 (20)
2009	290.8 (27)	100.0 (25)	190.8 (22)	326.4 (15)	97.0 (6)	227.3 (20)
2010	313.3 (24)	103.6 (19)	209.8 (18)	327.8 (13)	96.7 (6)	231.1 (24)
2011	310.9 (26)	127.4 (8)	183.5 (29)	308.2 (4)	77.3 (1)	230.9 (16)
2012	361.8 (11)	155.7 (4)	206.1 (23)	294.4 (3)	94.2 (4)	200.2 (4)

49ERS OVERTIME GAMES

(National Football League - 1976-Present)

October 31, 1976 – Cardinals 23, 49ers 20 (StL)
 December 5, 1976 – Chargers 13, 49ers 7 (SD)
 November 13, 1977 – 49ers 10, Saints 7 (NO)
 September 14, 1980 – 49ers 24, Cardinals 21 (SF)
 December 7, 1980 – 49ers 38, Saints 35 (SF)
 October 12, 1986 – Vikings 27, 49ers 24 (SF)
 October 19, 1986 – 49ers 10, Falcons 10 (ATL)
 October 9, 1988 – Broncos 16, 49ers 13 (SF)
 December 9, 1990 – 49ers 20, Bengals 17 (CIN)
 January 3, 1994 – Eagles 37, 49ers 34 (SF)
 October 14, 1996 – Packers 23, 49ers 20 (GB)
 November 10, 1996 – Cowboys 20, 49ers 17 (SF)
 November 24, 1996 – 49ers 19, Redskins 16 (WAS)

September 6, 1998 – 49ers 36, Jets 30 (SF)
 December 6, 1998 – 49ers 31, Panthers 28 (CAR)
 December 26, 1999 – Redskins 26, 49ers 20 (SF)
 October 8, 2000 – Raiders 34, 49ers 28 (SF)
 September 9, 2001 – 49ers 16, Falcons 13 (SF)
 October 14, 2001 – 49ers 37, Falcons 31 (ATL)
 October 28, 2001 – Bears 37, 49ers 31 (CHI)
 November 18, 2001 – 49ers 25, Panthers 22 (CAR)
 November 3, 2002 – 49ers 23, Raiders 20 (OAK)
 November 17, 2002 – Chargers 20, 49ers 17 (SD)
 September 14, 2003 – Rams 27, 49ers 24 (StL)
 October 26, 2003 – Cardinals 16, 49ers 13 (ARI)
 December 21, 2003 – 49ers 31, Eagles 28 (PHI)

October 10, 2004 – 49ers 31, Cardinals 28 (SF)
 December 12, 2004 – 49ers 31, Cardinals 28 (ARI)
 January 1, 2006 – 49ers 20, Texans 17 (SF)
 December 31, 2006 – 49ers 26, Broncos 23 (DEN)
 November 25, 2007 – 49ers 37, Cardinals 31 (ARI)
 September 14, 2008 – 49ers 33, Seahawks 30 (SEA)
 November 14, 2010 – 49ers 23, Rams 20 (SF)
 September 18, 2011 – Cowboys 27, 49ers 24 (SF)
 January 22, 2012 – Giants 20, 49ers 17 (SF) (NFC-C)
 November 11, 2012 – 49ers 24, St. Louis 24 (SF)
 December 2, 2012 – Rams 16, 49ers 13 (StL)

49ERS OVERTIME RECORDS

Overall Record 19-16-2 (home - 7-8-1, road - 12-8-1)

49ERS OVERTIME GAME SUMMARIES

October 31, 1976

St. Louis 23, San Francisco 20

In the fourth quarter, St. Louis held a 14–13 lead after San Francisco missed an extra point on its previous scoring drive. San Francisco then took the lead 20–14 in the fourth when Delvin Williams scored his third touchdown of the day. With eight minutes left in the game, Cardinals quarterback Jim Hart connected with Mel Gray on a 77–yard touchdown pass for the 20–20 tie. The extra point was blocked and the two teams went into overtime. St. Louis won the overtime coin toss but was forced to punt. Tony Leonard fumbled the kick at the 43–yard line, which was recovered by the Cardinals. St. Louis then marched down field to set up Jim Bakken for the 21–yard field goal to lift the Cardinals to a 23–20 victory.

	1st	2nd	3rd	4th	OT	Final
49ers	0	13	0	7	0	20
Cardinals	7	0	7	6	3	23

December 5, 1976

San Diego 13, San Francisco 7

The 49ers and Chargers played to a scoreless tie in the first half. The defensive struggle continued into the second half and the score remained 0–0 at the end of the third quarter. On San Diego's first possession of the fourth quarter, Dan Fouts guided them on a 16–play, 80–yard scoring drive, capped by a Bo Matthews two–yard touchdown run. San Francisco answered on its next possession with a 64–yard scoring drive. Paul Hofer caught an eight–yard touchdown pass from Scott Bull to make the score 7–6. The extra point was blocked, but the Chargers Tom Graham was flagged for offsides. After the penalty was marked off, Steve Mike–Mayer connected to tie the game at seven with just over a minute left in regulation. San Diego won the overtime coin toss and elected to receive. The Chargers began their first possession on their own seven–yard line where Fouts guided them on a nine–play, 93–yard drive, which was capped by a Mercury Morris 13–yard touchdown run for the 13–7 win.

	1st	2nd	3rd	4th	OT	Final
49ers	0	0	0	7	0	7
Chargers	0	0	0	7	6	13

November 13, 1977

San Francisco 10, New Orleans 7

The 49ers got their first ever overtime victory at New Orleans. The Saints got on the board early in the first quarter on an eight–yard run by Tony Galbreath. The Saints appeared to grab a commanding lead at the end of the first half when Richard Mauti returned a Tom Wittum punt 65 yards for a touchdown 10 seconds before halftime. But a New Orleans clipping penalty nullified the score. The 49ers tied it up in the third quarter with a five–yard romp by Delvin Williams. Neither team would score again in regulation and the game went to overtime knotted at seven. The Saints won the overtime coin toss, but were unable to move the ball, giving it back to the 49ers. San Francisco started from its own 41–yard line and moved the ball down to the Saints 16, where Ray Wersching connected on a 33–yard game–winning field goal.

	1st	2nd	3rd	4th	OT	Final
49ers	0	0	7	0	3	10
Saints	7	0	0	0	0	7

September 14, 1980

San Francisco 24, St. Louis 21

San Francisco struck first on a 19–yard touchdown pass from Steve DeBerg to Paul Hofer in the second quarter. Cardinals quarterback Jim Hart quickly answered back with a 13–yard touchdown strike to Theotis Brown. The Cardinals pushed the lead to 14–7 with a Doug Marsh five–yard touchdown reception. After the 49ers tied the game at 14, St. Louis drove 75 yards in eight plays to take a 21–14 lead. With 1:51 left in regulation, the 49ers drove 80 yards and scored on a 26–yard touchdown run by Hofer, his second of the day. San Francisco won the overtime coin toss and took the ball 52 yards to the 16–yard line, where Ray Wersching kicked a 33–yard field goal for the 24–21 win.

	1st	2nd	3rd	4th	OT	Final
49ers	0	7	0	14	3	24
Cardinals	0	0	14	7	0	21

December 7, 1980

San Francisco 38, New Orleans 35

New Orleans jumped out to a 35–7 halftime lead behind touchdown passes of 33, 21 and 41 yards from Archie Manning. Less than five minutes into the third quarter, the 49ers went on an 88–yard, nine–play drive that culminated with a one–yard touchdown run by Joe Montana. Minutes later, Montana hooked up with Dwight Clark for a 71–yard touchdown pass to bring the 49ers within 14 points. After the San Francisco defense shut out New Orleans for the second straight quarter, they tied the game with 1:50 left in the fourth quarter with Lenvil Elliott's seven–yard touchdown jaunt, forcing overtime. New Orleans won the coin toss, but failed to pick up a first down on its first possession. San Francisco took the ball on its own 27 and marched 55 yards in 13 plays for the game–winning 36–yard field goal by Ray Wersching.

	1st	2nd	3rd	4th	OT	Final
49ers	0	7	14	14	3	38
Saints	14	21	0	0	0	35

October 12, 1986

Minnesota 27, San Francisco 24

With Joe Montana out, Jeff Kemp stepped in to lead San Francisco against a powerful Minnesota Vikings team. Minnesota struck first with a six–yard touchdown pass from Tommy Kramer to Anthony Carter. The 49ers answered back when Kemp hit Dwight Clark with a 45–yard strike to tie the game. With 1:14 left in the first quarter, the Vikings Issiac Holt recovered a blocked punt in the end zone for a 14–7 lead. San Francisco took a 17–14 lead into halftime after a 39–yard Ray Wersching field goal and a 34–yard touchdown pass from Kemp to Jerry Rice. After the Vikings stalled on their first drive of the third quarter, Kemp led the 49ers on a six–play, 53–yard drive that ended with a 17–yard touchdown reception by Rice. Minnesota answered back with a 26–yard field goal by Chuck Nelson to cut the 49ers lead to 24–17. With 6:37 remaining in the fourth quarter, Kramer hit Anthony Carter with a 35–yard touchdown pass to tie the game. In overtime, Minnesota won the toss and went on a 58–yard drive. Nelson hit a 28–yard field goal for the 27–24 win.

	1st	2nd	3rd	4th	OT	Final
49ers	7	10	7	0	0	24
Vikings	14	0	3	7	3	27

October 19, 1986

Atlanta 10, San Francisco 10

San Francisco visited Atlanta for a battle with the division rival Falcons and took an early 7–0 lead on a Roger Craig one–yard romp. The Falcons responded with a punishing 17–play, 44–yard drive that resulted in a 47–yard field goal by Mick Luckhurst. San Francisco maintained its lead in the second quarter with a 53–yard, 13–play drive, which led to a 24–yard Ray Wersching field goal and a 10–3 lead. The defenses dominated the second half, holding the offenses scoreless for all of the third quarter and most of the fourth. With just over a minute remaining in regulation, the Falcons took advantage of great field position and scored on a 39–yard touchdown pass from Dave Archer to Sylvester Stamps to tie the game at 10. The Falcons won the overtime coin toss and elected to receive. After generating only one first down, the Falcons were forced to give up possession. The 49ers mirrored the Falcons on their first possession of overtime and punted with 6:42 remaining. Both teams had possession two more times in overtime, but could not produce a score as the game ended in a 10–10 tie.

	1st	2nd	3rd	4th	OT	Final
49ers	7	3	0	0	0	10
Falcons	3	0	0	7	0	10

October 9, 1988

Denver 16, San Francisco 13

Two of the best teams in the NFL faced off in an inter conference battle as the Denver Broncos visited Candlestick Park. The 49ers started the scoring with a 37–yard Mike Cofer field goal with 4:52 remaining in the first quarter. The Broncos answered early in the second with a 27–yard field goal by Rich Karlis to knot the game at three. With San Francisco's second possession of the second quarter, Joe Montana opened up the offense and led the 49ers 95 yards and capped it off with a six–yard quarterback sneak for a 10–3 lead at halftime. The only scoring in the third quarter came on Karlis' 27–yard field goal with five minutes remaining, cutting the 49ers lead to 10–6. Cofer quickly answered with a 27–yard field goal with one minute on the clock in the third quarter for the 13–6 lead. After an injury, John Elway returned to hit Vance Johnson with an eight–yard touchdown pass. Neither team could score in the final minutes of regulation and headed into overtime. On San Francisco's first possession, Andre Townsend sacked Montana, injuring his ribs. Steve Young took over, and on his first play threw an interception to Mark Haynes ending the threat. After a five–and–out drive by the Broncos, the 49ers took over on their own five–yard line. A second Young interception, deep in Broncos territory, helped set the stage for Karlis to connect on a 22–yard game–winning field goal.

	1st	2nd	3rd	4th	OT	Final
49ers	3	7	3	0	0	13
Broncos	0	3	3	7	3	16

December 9, 1990

San Francisco 20, Cincinnati 17

A capacity crowd filled Riverfront Stadium as the San Francisco 49ers invaded Cincinnati for a late-season battle. On the Bengals first possession, Boomer Esiason drove his team 70 yards for the game's opening score, a two-yard touchdown pass to Craig Taylor. San Francisco answered back on its next possession when Tom Rathman capped off a 73-yard drive with a one-yard plunge into the end zone for the 7-7 tie. Cincinnati came out strong in the second half. The Bengals scored on a Jim Breach field goal to open the third and break the tie. San Francisco enjoyed its first lead of the game after Harry Sydney scored on a three-yard run. With just over two minutes elapsed in the fourth quarter, Ickey Woods dove in from one yard out to regain the lead for Cincinnati, 17-14. The 49ers next drive stalled and they would not regain possession until only 4:11 remained in regulation. On the first play, Joe Montana hit Jerry Rice for a 29-yard strike and guided the team down to the Cincinnati six-yard line. Mike Cofer hit a 23-yard field goal with just over a minute remaining to send the game into overtime. San Francisco won its first coin toss in five overtime games and wasted no time driving 75 yards in 11 plays to set up Cofer's 23-yard game-winning field goal and the 20-17 victory.

	1st	2nd	3rd	4th	OT	Final
49ers	7	0	7	3	3	20
Bengals	7	0	3	7	0	17

January 3, 1994

Philadelphia 37, San Francisco 34

Turnovers and an ill-timed penalty marred the 49ers first overtime game in four years. The Philadelphia Eagles struck early and often, first on a 34-yard Roger Ruzek field goal five minutes into the game. On San Francisco's first possession, Steve Young was hit and fumbled the ball, which was recovered by Byron Evans who returned it 30 yards for a touchdown and a 10-0 lead. With Bubby Brister at the helm, the Eagles drove 76 yards in the opening minutes of the second quarter and connected with Calvin Williams for a 13-yard touchdown to push the lead to 17-3. Brister again guided Philadelphia to an eight-play, 64-yard touchdown scoring drive to take a commanding 21-point lead. The 49ers end zone drought ended with just less than two minutes remaining in the half when Young hit Jerry Rice for a three-yard touchdown that brought the score to 24-10 at halftime. San Francisco started the second half with a 60-yard kickoff return by Dexter Carter to give the 49ers the ball on Philadelphia's 38-yard line. Capping off a punishing 38-yard, nine-play drive, Ricky Watters ran 11 yards for the score. After a Philadelphia punt, John Taylor caught a 38-yard touchdown pass to tie the game at 24. Philadelphia took advantage of a Young injury by intercepting a Steve Bono pass. The Eagles worked quickly, moving 69 yards in just two plays to take a 31-24 lead. San Francisco gave Philadelphia good field position again with a fumble on its own 40, allowing the Eagles to increase their lead to 10 with a Ruzek 32-yard field goal in the third quarter. Set up by a Don Griffin interception, Bono drove the 49ers 42 yards and scored on a one-yard keeper that closed the gap to 34-31. After a Philadelphia punt, the Niners drove down and tied the game on a Cofer 29-yard field goal with 15 seconds left in regulation. San Francisco won the overtime coin toss and elected to receive, but failed to score on two overtime possessions. On Philadelphia's second possession of overtime, they drove to San Francisco's 20-yard line. With four seconds showing on the clock, the Eagles set up for a 38-yard field goal. Ruzek missed the field goal wide

right, but Merton Hanks was flagged for roughing the kicker. After a 10-yard penalty, Ruzek hit a 28-yarder with no time left on the clock for the 37-34 win.

	1st	2nd	3rd	4th	OT	Final
49ers	3	7	14	10	0	34
Eagles	10	14	10	0	3	37

October 14, 1996

Green Bay 23, San Francisco 20

With Steve Young out with a groin injury, Elvis Grbac led San Francisco against Brett Favre and the Green Bay Packers. After an unsuccessful first possession, the Packers scored on a 30-yard field goal by Chris Jacke with just over five minutes remaining in the first quarter for the 3-0 lead. They took a 6-0 lead on another Jacke 25-yard field goal. On San Francisco's second possession of the second quarter, Grbac led a six-play, 36-yard drive that resulted in a Jeff Wilkins 48-yard field goal. After a three-and-out series by the Packers, Jerry Rice caught a seven-yard touchdown from Grbac for a 10-6 lead. Aided by a Dana Stubblefield interception, Rice and Grbac put the 49ers up 17-6 at the half with a 13-yard touchdown pass. Green Bay trimmed the lead to 17-14 when Favre hit Don Beebe for a 59-yard touchdown and followed it with a two-point conversion toss to Edger Bennett. Chris Jacke hit a 35-yard field goal to tie the game at 17 with 3:24 left in regulation. San Francisco won the overtime coin toss but was forced to punt after going three-and-out. Green Bay received the ball on its own 44 and drove 21 yards to set up Jacke for a 53-yard field goal for the 23-20 victory.

	1st	2nd	3rd	4th	OT	Final
49ers	0	17	0	3	0	20
Packers	6	0	8	6	3	23

November 10, 1996

Dallas 20, San Francisco 17

The two most dominating teams in the NFL met in a mid-season battle for NFC supremacy as the Dallas Cowboys traveled to 3Com Park. The 49ers jumped out to a quick lead after a Jeff Wilkins 28-yard field goal. They extended their lead to 10-0 on a 29-yard touchdown strike from Steve Young to Iheanyi Uwaezuoke. Quiet for most of the first half, the Cowboys finally got on the board with a 72-yard scoring drive that ended on a Troy Aikman three-yard touchdown run, which cut the deficit to 10-7 at halftime. Defenses dominated in the third quarter with neither team allowing a score. Dallas ended the scoring drought with a Chris Boniol 26-yard field goal four seconds into the fourth quarter to tie the game at 10. With Young out in the second half after sustaining a concussion, Elvis Grbac led San Francisco on a nine-play, 68-yard scoring drive on its next possession. Terry Kirby capped it off with a 27-yard touchdown run. After Fred Strickland intercepted a Grbac pass at the 49ers 15-yard line, Troy Aikman hit Eric Bjornson for a six-yard touchdown pass, knotting the game at 17 and forcing overtime. The Cowboys won the overtime coin toss and wasted no time marching down the field. After 12 plays, Chris Boniol hit the game-winning 29-yard field goal for the 20-17 victory.

	1st	2nd	3rd	4th	OT	Final
49ers	10	0	0	7	0	17
Cowboys	0	7	0	10	3	20

November 24, 1996

San Francisco 19, Washington 16

In the 49ers second overtime game in November, and third of the season, the Washington Redskins hosted San Francisco for the first time in two years. In what would prove to be a game dominated by special teams, San Francisco struck first with a 20-yard field goal from Jeff Wilkins. Washington's Scott Blanton hit field goals from 19 and 48 yards out and Wilkins added another to knot the score at six going into halftime. The only score in the third quarter came on a Blanton field goal from 41 yards out to give Washington a 9-6 lead. San Francisco got on the board first in the fourth quarter with a Wilkins 44-yard field goal three minutes into the period. On the ensuing possession, Gus Ferotte drove the Redskins 78 yards, which culminated with a Jamie Asher 20-yard touchdown reception. The 49ers tied the game with 1:57 remaining in regulation on a one-yard run by William Floyd, forcing overtime. San Francisco won the coin toss and promptly went on a 48-yard scoring drive that was capped by a 38-yard field goal by Wilkins for the 19-16 win.

	1st	2nd	3rd	4th	OT	Final
49ers	3	3	0	10	3	19
Redskins	0	6	3	7	0	16

September 6, 1998

San Francisco 36, New York Jets 30

In the opening weekend of the 1998 season, fans were treated to one of the most exciting games and one of the most exciting plays in NFL history. After a fast-paced first half, the 49ers found themselves trailing 17-14 at halftime after Glen Foley hit Wayne Chrebet from six-yards out for the score with 32 seconds remaining in the second quarter. On its first possession in the second half, San Francisco evened the score at 17 with a 22-yard field goal by Wade Richey. On the following possession, Foley found Keyshawn Johnson for a 21-yard touchdown and a 24-17 lead. With just over three minutes remaining in the third quarter, Jerry Rice caught a 14-yard touchdown from Steve Young to bring the 49ers within one. The extra point was blocked and the score remained 24-23 heading into the fourth quarter. New York extended its lead to 27-23 after a John Hall 32-yard field goal. San Francisco took possession with 3:38 left in regulation and went on a 76-yard, five-play drive that was capped by a 38-yard touchdown pass from Young to J.J. Stokes, giving the 49ers the lead 30-27 with just over one minute remaining in regulation. New York then drove the ball to the 49ers 13-yard line, where John Hall tied the game at 30 with just three seconds on the clock. Both New York and San Francisco went three-and-out on their first possessions of overtime. The Jets moved to mid-field on their second possession before being forced to punt, pinning the 49ers on their own four-yard line. With 11:09 remaining in overtime, on San Francisco's first play of its second possession, Young gave the ball to Garrison Hearst, who ran right and broke six tackles on his way to a 96-yard, game-winning touchdown run and the 36-30 victory.

	1st	2nd	3rd	4th	OT	Final
49ers	7	7	9	7	6	36
Jets	3	14	7	6	0	30

December 6, 1998

San Francisco 31, Carolina 28

San Francisco extended its winning streak to four games with an exciting, high-scoring match-up with the Carolina Panthers. After an explosive first half, the 49ers took a 21-7 lead going into halftime. San Francisco started the second half with a five-play drive, which covered 90 yards, including a Garrison Hearst 71-yard touchdown run. The drive gave the 49ers a commanding 28-7 lead. With just 52 seconds left in the third quarter, Steve Beuerlein connected with Anthony Johnson on a 38-yard touchdown pass to cut the deficit to 28-14. On their first possession of the fourth quarter, the Panthers drove 76 yards in five plays and scored on a Beuerlein-to-Raghib Ismail 40-yard touchdown pass. Minutes later, Carolina tied the game at 28 with a 10-yard run by Tshimanga Biakabutuka. Carolina won the overtime coin toss and elected to receive. The Panthers ran two unsuccessful plays, and Beuerlein fumbled on the third, giving San Francisco possession on Carolina's 30-yard line. The 49ers picked up 25 yards driving to the Panthers five, where Wade Richey hit a 23-yard field goal for the 31-28 win.

	1st	2nd	3rd	4th	OT	Final
49ers	7	14	7	0	3	31
Carolina	7	0	7	14	0	28

December 26, 1999

Washington 26, San Francisco 20

The Washington Redskins visited 3Com Park and battled the San Francisco 49ers to their second overtime game in the last three meetings. San Francisco struck first with an 80-yard drive in 13 plays, capped off with a Charlie Garner four-yard touchdown run and a 7-0 lead. Early in the second quarter, Washington answered back with an 80-yard drive of its own, ending with a Brad Johnson-to-Michael Westbrook 65-yard touchdown strike. With a pair of Wade Richey field goals, San Francisco went into halftime with a 13-7 lead. Washington cut the deficit to three after Brett Conway nailed a 47-yard field goal in the third quarter. The 49ers extended their lead to 20-10 with a 78-yard scoring drive that ended on a five-yard touchdown pass from Jeff Garcia to J.J. Stokes. At the beginning of the fourth quarter, Conway connected on a 34-yard field goal to bring the Redskins within seven. Washington then struck again with 3:30 left in the game when Brad Johnson plunged in from one-yard to tie the game at 20. San Francisco threatened with just over one minute to go, driving to the Redskins 22-yard line before fumbling, which Washington recovered to force overtime. Washington won the overtime coin toss and promptly moved the ball to the San Francisco 33-yard line in three plays. On first down, Johnson hit Larry Centers for a 33-yard touchdown pass and the 26-20 win.

	1st	2nd	3rd	4th	OT	Final
49ers	7	6	7	0	0	20
Redskins	0	7	3	10	6	26

October 8, 2000

Oakland 34, San Francisco 28

In a game for the ages, the 49ers fell in overtime to the visitors from across the Bay, the Oakland Raiders. The Raiders jumped out to the early 6-0 lead on two Sebastian Janikowski field goals. The 49ers answered back, scoring 14 unanswered points to close out the first half. The Raiders dominated the third quarter, holding onto the ball for more than 11 minutes and scoring two touchdowns. After another score by the Raiders to start the fourth, the 49ers started their comeback. After a Jeff Garcia-to-Terrell Owens scor-

ing toss and another score on a nine-yard touchdown run by Charlie Garner, San Francisco tied the game at 28. On their next possession, the Raiders drove down to San Francisco's 23-yard line, but on fourth-and-10, Janikowski missed a 41-yard field goal wide left. The 49ers, with a chance to win the game, took possession and moved the ball down to the Oakland 29-yard line. On fourth-and-one, the Raiders defense stiffened and stopped a leaping Charlie Garner for no gain. The Raiders took over on downs, but couldn't get their offense going and were forced to punt back to the 49ers, who ran out the clock and forced the game into overtime. The Raiders won the toss and marched down to the 49ers 25-yard line. Janikowski came on to attempt the game-winning field goal, but missed wide right, his second missed field goal of the day. The 49ers took over and drove all the way to the Raiders 11-yard line. On first down, Wade Richey attempted the game-winning field goal, but was blocked and possession went back to the Raiders. Following two pass completions and a pass interference call on the 49ers, the Raiders finally put the game away with a 31-yard scoring toss from Rich Gannon to Tim Brown for the win.

	1st	2nd	3rd	4th	OT	Final
49ers	0	14	0	14	0	28
Raiders	3	3	15	7	6	34

September 9, 2001

San Francisco 16, Atlanta 13

The 49ers began the 2001 regular season in an exciting fashion, defeating the visiting Atlanta Falcons 16-13 in overtime. The 49ers trailed by seven points at halftime and began the fourth quarter with a 10-point deficit. A J.J. Stokes touchdown reception narrowed the gap before Jose Cortez's field goal attempt tied the game at 13 with 11 seconds remaining in regulation. The 49ers won the coin toss in overtime and elected to receive. On the drive the 49ers faced a third-and-five when Jeff Garcia rifled a pass to Tai Streets, who raced 53 yards to the Falcons 23-yard line. Three plays later, Cortez nailed a 24-yard field goal to lift the 49ers to victory.

	1st	2nd	3rd	4th	OT	Final
49ers	0	3	0	10	3	16
Falcons	7	3	3	0	0	13

October 14, 2001

San Francisco 37, Atlanta 31

The 49ers had their second overtime game of the 2001 season against the Falcons, sweeping Atlanta in the season series by winning 37-31. The 49ers rallied back from deficits of 20-7 at the half and 31-17 in the fourth quarter. The Falcons went up 14-0 early in the game. The 49ers put their first points of the game on the board in the second quarter when Jeff Garcia scored on a seven-yard run. The Falcons answered back with two field goals and went up 20-7 at halftime. Terrell Owens, who did not catch a pass in the first half, roared back to catch nine passes for 183 yards and a career-high three touchdowns. After a 49ers touchdown, at the hands of Kevan Barlow, and a touchdown by the Falcons, the 49ers were down 31-24 with just 2:22 remaining in the game. Garcia led the team on a 10-play, 72-yard drive when he hooked up with Owens from 17 yards out to tie the game at 31 with just 21 seconds remaining. The 49ers won the toss in overtime and drove to the Falcons 14-yard line. A mishandled snap between Garcia and Dave Fiore, who was filling in at center for an injured Jeremy Newberry, was recovered by the Falcons and their offense took over. The 49ers defense rose to the challenge, forcing Atlanta into a three-and-out possession. After the punt, San Fran-

cisco began at its own 33-yard line. After picking up one first down, Garcia faced third-and-five when he connected with Owens, who raced 52 yards for his third touchdown and the 37-31 overtime victory.

	1st	2nd	3rd	4th	OT	Final
49ers	0	7	10	14	6	37
Falcons	14	6	0	11	0	31

October 28, 2001

Chicago 37, San Francisco 31

The 49ers had their second consecutive overtime game and their third of the 2001 season as they dropped a 37-31 decision to the Chicago Bears. San Francisco went up early in the first quarter after Bryant Young forced a fumble, which Julian Peterson scooped up and returned 26 yards for the touchdown. The 49ers struck again when Jeff Garcia hooked up with Justin Swift for a one-yard touchdown and the 14-0 lead. The Bears answered back with a safety and a touchdown, making the score 14-9 at the half. In the third quarter, the 49ers struck first when Garrison Hearst scored his first touchdown since 12-14-98 on a 60-yard bomb from Garcia. The Bears offense then took over and drove down to the 49ers 10-yard line where Zack Bronson intercepted a Shane Matthews pass and returned it a team-record 97 yards for the touchdown. After a Chicago touchdown and a 49ers field goal, the score was 31-16 early in the fourth quarter. The Bears then racked up 15 unanswered points on two touchdown drives to tie the game at 31 and send it into overtime. The 49ers won the coin toss and the offense took over. On the first play from scrimmage, Garcia was intercepted by Mike Brown, who raced 33 yards for the touchdown and the 37-31 victory for Chicago.

	1st	2nd	3rd	4th	OT	Final
49ers	14	0	14	3	0	31
Bears	0	9	7	15	6	37

November 18, 2001

San Francisco 25, Carolina 22

In their fourth overtime game of the season, setting a new team record, the 49ers pulled out an exciting 25-22 victory over the Carolina Panthers. The game was a see-saw battle with each team going back and forth until the fourth quarter. The Panthers went ahead late in the fourth quarter after a Jeff Garcia interception. Wesley Walls scored on a 24-yard pass, but the two-point conversion failed, leaving the Panthers with a slim 19-14 lead. On the next 49ers drive, Garcia was intercepted again, this time deep in 49ers territory. The San Francisco defense held Carolina to only a field goal and the 49ers were down 22-14 with just 1:52 remaining in the game. Garcia started the offense on its own 34-yard line and began the two-minute drill. The 49ers moved down the field to the Panthers seven-yard line, where Garcia threw a fade route to Terrell Owens, who snatched it out of the air with one second remaining on the clock to cut the score to 22-20. Garcia then found Eric Johnson in the end zone for the two-point conversion to send the game into overtime. San Francisco won the coin toss and started its drive at its own 26-yard line. Garcia completed three-of-four passes for 27 yards, while Garrison Hearst rushed twice for 34 yards to bring the 49ers down to Carolina's nine-yard line. Jose Cortez came on for the game-winning field goal from 26 yards out, splitting the uprights to give the 49ers the 25-22 overtime victory.

	1st	2nd	3rd	4th	OT	Final
49ers	0	7	7	8	3	25
Panthers	7	3	3	9	0	22

November 3, 2002

San Francisco 23, Oakland 20

The 49ers visited the Oakland Raiders and turned in an exciting performance. Tied at 13 entering the fourth quarter, the game see-sawed back and forth before heading into overtime. San Francisco scored first in the fourth quarter when Jeff Garcia connected with Tai Streets for a three-yard touchdown to take the lead at 20-13. Oakland answered after the ensuing kickoff went out of bounds and the Raiders got the ball at their own 40-yard line. Oakland converted a crucial fourth-and-three play to maintain possession and ended the drive with a 10-yard touchdown run by Charlie Garner with just over six minutes remaining. The 49ers then ate up the clock with an impressive 13-play drive into scoring position, where Jose Cortez missed a 27-yard field goal at the end of regulation to send the game into overtime. The 49ers won the toss and launched a 17-yard drive. It was there that Cortez lined up for the game-winning 23-yard field goal that sailed through the uprights.

	1st	2nd	3rd	4th	OT	Final
49ers	10	0	3	7	3	23
Raiders	7	6	0	7	0	20

November 17, 2002

San Diego 20, San Francisco 17

In their second overtime game in three weeks, the 49ers dropped a close one to the San Diego Chargers. San Francisco took the early lead, leading 17-7 at the start of the fourth quarter. However the Chargers reeled off 10 unanswered points in the final period to tie the game at 17 to send it into overtime. In overtime, the Chargers won the toss and returned the opening kickoff 39 yards. But the drive stalled there and San Diego was forced to punt. On the ensuing 49ers possession, the offense drove down the field to the San Diego 23-yard line where Jose Cortez's game-winning field goal sailed wide right. The Chargers took over and promptly drive down the field in nine plays where Steve Christie nailed the 40-yard game-winning field goal.

	1st	2nd	3rd	4th	OT	Final
49ers	0	7	10	0	0	17
Chargers	7	0	0	10	3	20

September 14, 2003

St. Louis 27, San Francisco 24

In an early-season division battle, the St. Louis Rams prevailed over the 49ers in overtime in a back and forth battle. The Rams went ahead late in the fourth quarter, 24-17, with 3:20 remaining. Undaunted, Jeff Garcia calmly led his team down the field for the game-tying 13-yard touchdown pass to Terrell Owens with 19 seconds remaining in regulation. The 49ers recovered a fumble on the ensuing kickoff and had the ball at midfield. After an incomplete pass, Garcia connected with Cedrick Wilson on a 29-yard pass on second down with nine seconds remaining. Instead of falling to the ground and taking a timeout, Wilson kept running and was tackled as time ran out and the game headed into overtime. The Rams won the toss and received the kickoff, which they returned to their 48-yard line. After a one-yard run by Marshall Faulk, the 49ers were penalized 15 yards for a face mask penalty. Marc Bulger then completed two straight passes which brought St. Louis to the 49ers 10-yard line. Jeff Wilkins then came on and hit the winning 28-yard field goal.

	1st	2nd	3rd	4th	OT	Final
49ers	7	3	7	7	0	24
Rams	7	0	7	10	3	27

October 26, 2003

Arizona 16, San Francisco 13

In another division battle, the 49ers had their second overtime game of the season, this time at Arizona. The field goal kicking was the story of this game as the 49ers missed both field goal attempts and made only 1-of-2 PATs and the Cardinals made only 3-of-6 field goal attempts. The Cardinals had the lead 13-6 in the fourth quarter when the 49ers tied the game on one of the most improbable touchdowns in team history. Jeff Garcia fumbled at the one-yard line and the ball was recovered by offensive lineman Kwame Harris, who scored his first career touchdown. The game was tied at 13 with 2:25 left to play. The Cardinals had another shot to get into scoring position, but were forced to punt and gave the 49ers one more shot for the victory with almost six minutes remaining in regulation. San Francisco then launched a drive that put the offense at the Arizona 16-yard line. But Owen Pochman missed the potential game-winning field goal, his second missed field goal of the day, this time from 35 yards out. This breathed new life into Arizona, who drove down to the San Francisco 32-yard line. With five seconds remaining in regulation, Tim Duncan attempted the game-winning 50-yard field goal, which was short, and the game headed to overtime. In overtime, the Cardinals won the toss and drove down to the 49ers 22-yard line in eight plays. Duncan set up for another chance at a game-winning field goal, this one from 39 yards out. The kick sailed through the uprights and the Cardinals notched the 16-13 victory.

	1st	2nd	3rd	4th	OT	Final
49ers	6	0	0	7	0	13
Cardinals	7	3	3	3	3	16

December 21, 2003

San Francisco 31, Philadelphia 28

The 49ers recorded their first overtime win of the season and also their first road win of 2003 with a 31-28 victory over Philadelphia. The two teams traded points back and forth heading into the final quarter. The 49ers kicked a 25-yard field goal on the first play of the fourth quarter to cut Philadelphia's lead to 21-20. On San Francisco's next possession, Kevan Barlow ran for 26 of his career-high 154 total yards and scored from one-yard out to give the 49ers a 26-21 lead. The two-point conversion attempt was successful and the 49ers had a seven-point lead with five minutes remaining in the game. The Eagles answered with a 10-play drive, adding seven points to tie the game on a Todd Pinkston touchdown grab with a little over a minute remaining in regulation. Philadelphia won the overtime coin toss and started its drive at its own 21-yard line. On the first play in the extra period, Tony Parrish, who notched an interception on the game's first drive, intercepted another pass and ran it back to the Eagles four-yard line. Todd Peterson then came out and nailed the 22-yard game-winning field goal.

	1st	2nd	3rd	4th	OT	Final
49ers	7	7	3	11	3	31
Eagles	0	14	7	7	0	28

October 10, 2004

San Francisco 31, Arizona 28

QB Tim Rattay joined an elite group of quarterbacks who have led the 49ers to come from behind victories in a 31-28 overtime victory against the visiting Arizona Cardinals at Monster Park. Rattay coolly directed two late fourth-quarter scoring drives that sent the game into overtime after trailing by 16 points with 8:19 remaining. In overtime, Rattay again led the team

downfield and buoyed by a roughing the passer penalty, put them into scoring position where K Todd Peterson banged home the game-winning 32-yard field goal. Rattay finished the game with a CAREER-HIGH 417 yards passing and a quarterback rating of 99.8. He was an impressive 14 of 20 for 115 yards and two touchdowns in the fourth quarter. He also broke QB Joe Montana's team record by completing 38 passes. Montana held the previous mark of 37. Rattay's favorite target on the day was TE Eric Johnson who hauled in a career-high 13 receptions for 162 yards and one touchdown. Johnson caught a six-yard touchdown from Rattay with 4:35 remaining in the game that pulled the 49ers within 10 points. Rattay ran in the two-point conversion and suddenly the 49ers were within eight points. Now they needed a stop and the defense was up to the task, forcing a Cardinals punt. Taking over at the 49ers 28-yard line, Rattay started off with a nine-yard pass to WR Curtis Conway, then scampered 15 more yards before hitting Conway on a 14-yard pass to get the 49ers to the Cardinals 23. From there Rattay found WR Brandon Lloyd in the corner of the end zone and the 49ers were within two points. Lloyd then slipped in front of the defender and caught Rattay's two-point offering sending the game into overtime. The 49ers won the overtime coin toss and never relinquished the ball. A roughing the passer penalty on Arizona's DT Darnell Dockett helped the 49ers cause and Rattay took advantage as he quickly moved the team into scoring position where Peterson knocked home the game-winner.

	1st	2nd	3rd	4th	OT	Final
49ers	0	6	6	16	3	31
Cardinals	0	14	0	14	0	28

December 12, 2004

San Francisco 31, Arizona 28

First-year RB Maurice Hicks earned the game ball after an inspiring 139-yard performance on 34 attempts. He and QB Ken Dorsey carried the 49ers to their second victory of the season, a 31-28 overtime victory in Arizona. San Francisco did have to work for the win, despite taking a 28-3 lead in the third quarter. The Cardinals staged a furious rally and almost answered the 49ers overtime win earlier in the season at Monster Park. But some key plays from the defense and the legs of Hicks proved the difference of the day. Hicks, making his first career NFL start, had four carries for 42 yards in overtime including a significant 17-yard gain that set-up K Todd Peterson's game-winning field goal. Facing 2nd and 3 from the Cardinals 30-yard line, Hicks took the handoff from Dorsey, cut off the tackle to his right and raced downfield before he was knocked out of bounds at the 13. Dorsey finished the game completing 18 of 34 passes for 191 yards and three scores for a passer rating of 99.0. Starting for the injured QB Tim Rattay, Dorsey threw his first career touchdown to WR Brandon Lloyd for the first score of the day. He then connected twice with WR Cedrick Wilson for scores as Wilson led the receiving efforts with five receptions for 83 yards and two scores, including a 19-yard catch to keep the 49ers game-winning drive alive. Dorsey was sacked just once in his 34 passing attempts behind an offensive line that played its best game of the year.

	1st	2nd	3rd	4th	OT	Final
49ers	7	14	7	0	3	31
Cardinals	0	3	7	18	0	28

January 1, 2006

San Francisco 20, Houston 17

The San Francisco 49ers rallied from a 10–0 first quarter deficit for a 20–17 overtime victory over the Houston Texans to close out the 2005 campaign with two consecutive wins for a 4–12 record. The 49ers dominated the line of scrimmage, gaining 182 yards on the ground and controlling the clock for 44:03. The 49ers used a combination of RB Frank Gore (108 yards) and RB Maurice Hicks (64 yards) to take control on the ground. S Mike Adams was the star of the game on defense after finishing with two interceptions, one that was returned for a touchdown and the other that led to the game-winning field goal in overtime. QB Alex Smith helped lead the 49ers to a touchdown at the end of the first half by converting a key third-and-13 situation with a 14-yard strike to WR Brandon Lloyd and then three plays later threw his first NFL touchdown pass when he rolled to his right and found Lloyd in the back of the end zone for a 14-yard score. The 49ers took the second half kick and went on a 14-play, 56-yard drive that ended with a 42-yard field goal by Nedney to tie the game at 10–10. Houston responded when Banks fired a 31-yard pass to WR Corey Bradford to get into San Francisco territory followed by a 25-yard touchdown pass to Bradford to retake the lead at 17–10. Adams, who made his first NFL start at cornerback, intercepted QB Tony Banks at the end of the third quarter and returned it 40 yards for a touchdown to tie the game at 17–17. Then in overtime, Banks went deep but Adams intercepted the pass and alertly lateraled to S Ben Emanuel, who ran 35 yards to the Houston 21-yard line. After two short runs, PK Joe Nedney nailed a 33-yard field goal to give the 49ers the 20–17 victory.

	1st	2nd	3rd	4th	OT	Final
49ers	0	7	10	0	3	20
Texans	10	0	7	0	0	17

December 31, 2006

San Francisco 26, Denver 23

The San Francisco 49ers overcame a 13–0 deficit to pull out a 26–23 win over the Denver Broncos at Invesco Field at Mile High. The 49ers played the role of spoilers when the victory knocked the Broncos out of the playoffs. The 49ers come-from-behind win was led by three outstanding individual efforts: RB Frank Gore gained 153 rushing yards, PK Joe Nedney kicked four field goals along with the game winner in overtime, and CB Walt Harris snagged two interceptions, including a 28-yard touchdown return in the third quarter. WR Bryan Gilmore had two key plays in overtime to advance the 49ers into field goal range for the game winning kick. During the first half, strong 49ers goal-line defense helped limit Denver to a pair of field goals on drives that were stopped when the Broncos were in first-and-goal situations. The 49ers defense again held Denver to a field goal in the third quarter when the Broncos had a first-and-goal inside the five-yard line. Denver went ahead 13–0 in the second quarter when CB Champ Bailey took a deflected theft 70 yards into the end zone. Nedney booted a 46-yard field goal to put the score at 13–3 in Denver's favor at the end of the half. San Francisco rallied in the second half, converting its first series into a 12-play, 76-yard touchdown drive. FB Moran Norris caught a short pass from Smith and weaved in and out of traffic for a 32-yard touchdown. The 49ers took the lead on the ensuing drive when Harris picked off QB Jay Cutler and went 28 yards untouched for a touchdown that gave the 49ers a 17–13 lead. Denver responded with a field goal on the next series, but the 49ers added two field goals in the

fourth quarter for a 23–16 advantage with 6:14 to play in regulation. Cutler completed a nine-yard touchdown pass to TE Tony Scheffler to tie the game at 23–23 and send it into overtime. Denver won the coin toss, but was forced to punt on two drives before a 12-yard return by PR Brandon Williams allowed the 49ers to start their game-winning drive at their own 39-yard line. Gilmore gained 20 yards on an end route and then caught a 14-yard pass from QB Alex Smith for a first down at the Denver 25-yard line. Two plays later, Nedney kicked a 36-yard field goal to give San Francisco the win.

	1st	2nd	3rd	4th	OT	Final
49ers	0	3	14	6	3	26
Broncos	3	10	3	7	0	23

November 25, 2007

San Francisco 37, Arizona 31

The San Francisco 49ers completed a series sweep of the Arizona Cardinals with a 37–31 overtime victory to snap an eight-game losing streak at the University of Phoenix Stadium. DE Ron Fields forced QB Kurt Warner to fumble on a sack in the end zone, and LB Tully Banta-Cain recovered the ball for a touchdown in overtime to seal the win. The play was set up after PK Neil Rackers missed a 32-yard field goal in overtime. Rackers was successful on a field goal from the San Francisco nine-yard line, but the Cardinals were penalized for a delay of game penalty, moving the ball back to the 14-yard line where Rackers was wide to the left. A 59-yard punt by P Andy Lee followed by an Arizona penalty forced the Cardinals to begin their next drive at the three-yard line, setting up the 49ers defensive touchdown to get the win. RB Frank Gore went over the 100-yard mark for the first time in 2007, finishing with 116 yards and two touchdowns, including a 35-yard touchdown run with 1:25 to play to give the 49ers a 31–28 lead. Warner completed five passes on the ensuing drive to get Arizona to the one-yard line with six seconds to play. CB Donald Strickland broke up a pass in the end zone to force Arizona to settle for a 19-yard field goal as time expired in regulation. In overtime, Warner completed a short pass to WR Sean Morey, who raced down the sidelines for a 62-yard gain before LP Patrick Willis caught up with him to make a game-saving tackle at the 14-yard line. That set up Rackers game-winning field goal attempt. The 49ers had three first half turnovers with two CB Walt Harris interceptions and a strip by CB Nate Clements to lead to 14 points. San Francisco had a 17–7 lead and appeared to be in position to take a 17–14 halftime lead after Harris' second interception gave the 49ers a first down at their own 41-yard line. QB Trent Dilfer moved the team inside Arizona territory to the 37-yard line with 11 seconds to go to set up a field goal attempt. PK Joe Nedney attempted a 55-yard field goal that went wide, leaving six seconds on the board for the Cardinals. Warner completed a short pass to the sideline and then with two seconds left completed a 48-yard Hail Mary pass to WR Larry Fitzgerald for a touchdown and a 21–17 halftime lead. A 57-yard touchdown pass from Dilfer to WR Arnaz Battle in the third quarter pushed the 49ers back in front, 24–21, heading into the final quarter. Cardinals backup QB Tim Rattay completed a two-yard touchdown on a fourth-down play midway in the fourth quarter to take a 28–24 lead. Gore's 35-yard touchdown with 1:25 recaptured the lead for San Francisco, but Rackers last second field goal sent the game to overtime.

	1st	2nd	3rd	4th	OT	Final
49ers	7	10	7	7	6	37
Cardinals	7	14	0	10	0	31

September 14, 2008

San Francisco 33, Arizona 30

The San Francisco 49ers overcame a 14–point first quarter deficit to win 33–30 in overtime after PK Joe Nedney nailed a 40-yard game-winning field goal. After closing the gap to 20–13 at halftime, the 49ers intercepted Seattle on the first two drives of the second quarter, including one that was returned for a touchdown. On the first series of the second half, CB Walt Harris tipped a QB Matt Hasselbeck pass that was picked off and returned 86 yards for a touchdown by LB Patrick Willis to tie the game at 20–20. On the next series, DE Ray McDonald tipped a pass that was intercepted by Harris at the Seattle 41-yard line to help set up the go-ahead touchdown. QB J.T. O'Sullivan completed back-to-back passes to WR Bryant Johnson to move the 49ers to the 22-yard line to help get into position for a two-yard touchdown run by RB Frank Gore to lift the 49ers in front, 27–20. Seattle responded with a 15-play, 74-yard drive that ended in a touchdown to tie the game at 27–27. After both teams exchanged field goals to get the score tied at 30–30, the 49ers forced Seattle to punt from its own 12-yard line and the 49ers began a drive at the Seattle 49-yard line with 1:09 to play in regulation. The team moved to the 23-yard line with three seconds to play to set up a game-winning field goal attempt. Nedney's 41-yard attempt sailed wide to the right to send the game to overtime. The 49ers won the toss and elected to receive. O'Sullivan completed a 33-yard pass to WR Isaac Bruce on third-and-seven and a five-yard pass to WR Arnaz Battle on a third-and-two situation to push the 49ers to the 23-yard line where Nedney connected on a 40-yard field goal to give San Francisco the win. O'Sullivan registered his first 300-yard game, finishing 20-of-32 for 321 yards with one touchdown. Bruce had his first 100-yard game as a member of the 49ers with 153 yards on four catches, including a 63-yard catch in the second quarter to help get the 49ers in position for O'Sullivan's three-yard touchdown pass to Johnson. Seattle jumped to a 14–0 first quarter after taking advantage of two miscues by the 49ers. LB Manny Lawson blocked a Seattle punt early in the game, however Seattle recovered the loose ball and converted it into a first down inside San Francisco territory on a drive that ended with a Seattle touchdown. On the next series, Seattle forced Gore to fumble deep in Seahawks territory on a play that resulted in a 10-yard touchdown return by DT Craig Terrill.

	1st	2nd	3rd	4th	OT	Final
49ers	3	10	14	3	3	33
Seahawks	14	6	0	10	0	30

November 14, 2010

San Francisco 23, St. Louis 20

The San Francisco 49ers Week 10 matchup would be a battle between NFC West foes as they hosted the division leading St. Louis Rams at Candlestick Park. With the chance to get back into the hunt for the NFC West and compile back-to-back wins for the first time this season, the 49ers would take a big step and put the game in the hands of former Heisman Trophy winner QB Troy Smith. Along with late game heroics that came down to the first overtime contest for the 49ers this season, the game proved to be a classic NFC West shootout. The Rams would also rely on a former Heisman Trophy winner in QB Sam Bradford to come in and test the 49ers at home. With two quarterbacks of storied pasts, the game turned out to be an offensive showcase as both teams would throw for a combined 607 yds., as well as 753 yds. of total offense. All

would come down to an overtime FG off the foot of K Joe Nedney, who connected on a 29-yd. game-winning kick that gave the 49ers the 23–20 win. With St. Louis winning the toss and electing to receive, Bradford started things off, marching his team down the field. The drive ultimately would be halted, but not before a K Josh Brown's 42-yd. FG put the Rams on the board 3–0 to start the game. Coming off a bye and an extra week to prepare, the 49ers picked up right where they left off in London, as they were able to effectively spread the ball down the field, putting up 421 yds. of total offense. Smith proved to be a major part of the offensive onslaught as he completed 17 of 28 pass atts. for a career-high 356 yds. and 1 TD through the air. Smith's 356 yds. were the most by a 49ers QB since QB Tim Rattay threw for 417 yds. on 38 of 57 pass atts. vs. Arz. (10/10/04). From start to finish, the 49ers found ways to get the ball to multiple players throughout the offense as Smith connected with 5 different receivers who registered 60 yds. rec. or more. It marked the first time in franchise history that at least 5 receivers totaled 60 yds. rec. or more. Smith started the carousel of offensive production with a 32-yd. pass to TE Vernon Davis. On the very next offensive drive, Smith hooked up with WR Josh Morgan for a 65-yd. pass deep down the right side that brought him to the 1-yd. line, setting up a 1-yd. TD run by RB Frank Gore and giving the 49ers a 7–3 lead. The 49ers offense would continue to pour on the yards as they successfully moved the ball down field and allowed Nedney to connect on a 26-yd. FG to put the home team up 10–3 with 12:04 left to go in the half. The Rams eventually would find their way into the end zone as QB Sam Bradford connected with WR Danny Amendola for a 5-yd. TD pass to tie the game at 10 a piece heading into halftime. The 49ers found themselves down heading into the 4th qtr. after Rams RB Steven Jackson scampered for a 13-yd. TD to bring the score to 10–17. With the home team down 13–17 late in the 4th qtr. the 49ers would once again turn to their quarterback. With 2:30 remaining on the clock, the 49ers faced a 3rd and 32 situation at the SF 47-yd. line. Smith then connected on back-to-back passes to Gore of 14 and 23 yds. to move the chains, before firing a 16-yd. TD strike to WR Michael Crabtree to give the 49ers the lead. Rams marched right back down the field and scored off of a 33-yd. FG by Brown, forcing overtime. After St. Louis won the toss, the 49ers defense made a crucial 3 and out stop, which included a 3rd down sack by DT Justin Smith that allowed the 49ers to get the ball back and set up the game-winning FG.

	1st	2nd	3rd	4th	OT	Final
Rams	3	7	7	3	0	20
49ers	7	3	0	10	3	23

September 18, 2011
Dallas 27, San Francisco 24

San Francisco's regime led by Jim Harbaugh and his new but experienced staff, entered the historic rivalry match against the Dallas Cowboys with something to prove at Candlestick Park. The 49ers started off as they had hoped, scoring 2 first-half TDs and blanking America's Team, but big pass plays late in the game would ultimately cause the Niners to fall short as they were edged 27–24 in overtime. Dallas opened the 1st qtr. marching down the field, but came up short after a failed 21-yd. FG attempt by K Dan Bailey. After exchanging the next couple of possessions, QB Alex Smith led the Niners on a 68-yd. drive, capped off by a 1-yd. TD by RB Frank Gore in the 2nd qtr. The 49ers front seven played strong, swarming and stopping the run, allowing Smith and the Niners to regain possession to take a 14–0 lead. The 12-yd. throw from Smith marked the first TD of WR Kyle Williams' career and the team's first passing TD of 2011. QB Tony Romo and the Cowboys answered before the half on a 71-yd. drive, capped off by a 53-yd. TD slant to WR Miles Austin, making it a one score game heading into the half. Dallas lost its starting QB for a brief stretch in the 3rd qtr., when it appeared Romo's rib injury – occurring on the 3rd play of the game – had become too much of a hindrance. Backup QB Jon Kitna started the 3rd qtr. and threw a tying TD pass and 2 INTs in relief. Displaying good ball skills and awareness, CB Tramine Brock came up with his 2nd INT of the season in as many weeks, reacting to a Kitna tipped pass and coming up with the turnover. Smith and the 49ers took advantage of the Cowboys turnover with a deep pass down the right sideline to TE Delanie Walker for 29 yds. and the go-ahead TD entering the 4th qtr. K David Akers connected on a 55-yd. FG, marking the longest FG in Candlestick Park history, and the Niners built up a 10-pt. cushion. The Cowboys charged back from the 24–14 deficit when Romo hit Austin for a leaping 25-yd. TD, and then directed a 10-play, 44-yd. drive in the final 4 minutes that ended with an overtime-forcing, 48-yd. field goal. After the Cowboys' defense forced a punt on the 49ers first OT drive, Romo found backup WR Jesse Holley in stride for a 77-yd. gain that set up 19-yd. game-winning FG.

	1st	2nd	3rd	4th	OT	Final
Cowboys	0	7	7	10	3	27
49ers	0	14	7	3	0	24

January 22, 2012
New York Giants 20, San Francisco 17
NFC Championship Game

When asked what his message was to his players after falling short to the New York Giants in the NFC Championship game, Harbaugh stated, "As Sir Andrew Barton said, 'Fight on my men, we're hurt but not slain. We'll lay down and bleed a while. Then we'll rise and fight again.'" Harbaugh, of course was referring to his team's blue-collar mentality after the Giants escaped rain-soaked Candlestick Park with a 20–17 overtime victory. "They stand toe-to-toe and fight every time they go out onto the field," added Harbaugh. "Be forever proud of our players and coaches the way they compete." Harbaugh got the Niners to the brink of the Super Bowl in his rookie year, taking over a 6–10 team and going 13–3 to win the NFC West. The extra minutes at Candlestick Park went in favor of the opponent in a year where most didn't expect a storybook season. The 49ers defense played stoically, recording six sacks on Giants QB Eli Manning, which ranked 1–2nd for the most sacks in a postseason game in franchise history (6 – four times, last vs. Den. – 1/29/90). TE Vernon Davis gave the 49ers a 7–0 lead with 7:11 remaining in the 1st qtr. after running a pattern down the right sideline and outracing the secondary for a 73-yd. TD receipt. from QB Alex Smith. On their ensuing drive, the Giants drove from their own 31 to the San Francisco 34-yd. line. On 3rd-and-1, Manning and the Giants failed to get a first down despite two opportunities. The Giants eventually evened the score on a 10-play, 69-yd. drive when TE Bear Pascoe caught Manning's short pass at the 6-yd. line and stepped into the end zone for the TD. The Giants added a FG with two seconds remaining in the 2nd qtr. to give them a 10–7 edge going into the locker room. Davis' second TD of the game, gave the lead back to the Niners at 14–10 with 5:18 remaining in the 3rd qtr. San Francisco's 3-play, 54-yd. TD drive was set up by a short pass to RB Frank Gore, who turned it into a 24-yd. gain. On the next play, Davis went in motion from right to left and caught a lofted pass to the end zone by Smith. The Giants took the lead back after the ball inadvertently glanced off WR Kyle Williams on a punt, giving the ball back to the Giants on their 29 yard line. Manning connected a 17-yard pass to WR Mario Manningham to give the Giants a 17–14 lead with 8:41 remaining. Williams' 40-yd. return on the ensuing kickoff enabled the 49ers to start their next possession at their own 45. On consecutive plays, Smith scrambled for 17 yds. and RB Kendall Hunter ran for 18 more, resulting in a K David Akers game-tying FG with 5:39 to go, 17–17. After both teams went 3-and-out on their first overtime possession, a Giants takeaway on a Williams fumble, forced by LB Jacquian Williams on a punt return, gave the Giants possession at their own 36 with 9:32 remaining. After converting one first down, K Lawrence Tynes sent the season-ending 31-yd. FG through the uprights.

	1st	2nd	3rd	4th	OT	Final
Giants	0	10	0	7	3	20
49ers	7	0	7	3	0	17

November 11, 2012

St. Louis 24, San Francisco 24

The 24–24 stalemate marked the 14th tie for the 49ers since joining the NFL in 1950 and first since 1986 [10–10 at Atl. (10/19)]. It also marked the 49ers first tie at Candlestick Park since 1972 [20–20 vs. NO (10/22)]. St. Louis got off to a fast start, scoring on a 36–yd. TD pass from QB Sam Bradford to WR Brian Quick. The Rams next possession went 7–plays, for 93–yds., ending with a 7–yd. TD run by RB Steven Jackson to make the score 14–0 at the end of the 1st qtr. The 49ers answered on their next possession, driving 78–yds. on 12–plays, capped off by QB Alex Smith’s 14–yd. TD pass to WR Michael Crabtree. Crabtree’s TD receipt. came on 3rd–and–7, marking his 3rd TD on 3rd down this season, ranking t–3rd in the NFL. Crabtree has tallied a TD in each of his last 5 games against St. Louis. Following the TD drive, Smith left the game due to injury. The San Francisco defense stiffened following the offense’s TD, forcing two consecutive three–and–outs and what would have been a third if not for P Johnny Hekker’s 1st down completion on a Rams fake punt. Three plays after the fake punt, LB Aldon Smith ended the Rams drive and the 1st half with his first of 2.0 sacks in the game. Smith has recorded 9.5 sacks for the season and 23.5 for his career. Smith’s 9.5 sacks ranks 3rd in the NFL and 1st in the NFC. The first possession for each team to start the 3rd qtr. resulted in no change on the scoreboard. With 8:43 remaining in the 3rd qtr., St. Louis began a 16–play drive that milked 8:25 off the clock and resulted in a 27–yd. FG by K Greg Zuerlein, stretching the lead to 17–7. On the 49ers next possession, Alex Smith’s backup, QB Colin Kaepernick, led the Niners down the field, completing 5 of 5 pass attempts for 67–yds. Kaepernick finished the drive with a 7–yd. TD run, as he successfully dove inside the pylon with 8:48 remaining in the 4th qtr. On the ensuing kickoff, RB Isaiah Pead fumbled the ball at the St. Louis 28–yd. line. CB Tramaine Brock (1st career FF) forced the fumble, it was recovered by S Darcel McBath (1st career FR) and returned 8–yds. to the Rams 20–yd. line. The 49ers first play following the fumble resulted in a 20–yd. TD run by RB Frank Gore. Gore rushed for 97–yds. on 21 carries. The 20–yd. TD run marked his 5th TD of the season and 48th of his career. He currently trails just RB Joe Perry (50) and RB Roger Craig (50) for the most rushing TDs in franchise history. The TD made the score 21–17 in San Francisco’s favor with 8:29 left in the 4th qtr. The Rams answered the 49ers score with a score of their own, going 14–plays, for 81–yds. capped off by a 2–yd TD pass from Bradford to WR Austin Pettis. The long St. Louis drive left only 1:13 on the clock, as the 49ers trailed 24–21. Kaepernick engineered an 8–play, 63–yd. drive under pressure, accounting for 54 yds. to set K David Akers up for a 33–yd. game–tying FG to force overtime. In the extra period, St. Louis won the toss and elected to receive. On the Rams first play, Amendola recorded an 80–yd. receipt. down to the 49ers 2–yd. line, but an illegal formation penalty against the Rams erased the long catch and brought the ball back to the St. Louis 13–yd. line. A few plays later, San Francisco forced a Rams punt, setting up good field position for the 49ers offense. The 49ers drove down to the St. Louis 23–yd. line, to set Akers up for a 41–yd. FG attempt that was wide left. The Rams took the ball, drove to the San Francisco 40–yd. line and Zuerlein also missed the potential game–winning FG as neither team was able to score before the clock ran out, resulting in a tie.

	1st	2nd	3rd	4th	OT	Final
Rams	14	0	3	7	0	24
49ers	0	7	0	17	0	24

December 2, 2012

St. Louis 16, San Francisco 13

The 49ers and Rams had to play deep into overtime for the second time this season, as St. Louis outlasted San Francisco in a tough divisional matchup. Both defenses played well, resulting in only one scoring play during the 1st half. After forcing a Rams 3–and–out, the 49ers took over on their own 40–yd. line. On the first play of the drive, RB Frank Gore gained 23–yds. on the ground, putting the ball at the St. Louis 37–yd. line. The offensive line continued to open up holes for Gore, as he ran for 18 more yds. on 3 carries and capped off the drive with a 1–yd. TD run, making the score 7–0 with 3:01 remaining in the 1st qtr. After the San Francisco TD, the Rams offense was held to its second consecutive 3–and–out. With 2:31 remaining in the 2nd qtr., the 49ers defense recorded its third 3–and–out in four defensive series, with LB Aldon Smith forcing a long 3rd down after registering his 17.5 sack of the season. His 17.5 sacks ties the 49ers single–season franchise record (Fred Dean – 1983). Smith now has 31.5 career sacks, surpassing Hall of Fame DE Reggie White (31.0) for the most sacks by a player in their first two years in NFL history. On the 49ers second possession of the 3rd qtr., Kaepernick was flagged for intentional grounding in the end zone, which resulted in a safety making the score 7–2 with 4:36 left in the 3rd qtr. San Francisco answered with its next offensive possession, marching 94–yds. on 13 plays to setup K David Akers for a 23–yd. FG. WR Michael Crabtree caught 4 passes for 69 during the drive. For the game, Crabtree tallied 7 receipts. for 101 yds., marking his 2nd 100–yd. game of the season and 5th of his career. The Rams were unable to get on the scoreboard with their next offensive possession, but they did after recovering a fumble by Kaepernick on 3rd–and–3 and CB Janoris Jenkins returned the loose ball 2 yds. for a TD. QB Sam Bradford completed the 2–point conversion attempt to TE Lance Kendricks to knot the score at 10 apiece with 3:04 remaining in the 4th qtr. Kaepernick showed poise on the next possession, following the fumble, as he rushed for 50 yds. down to the St. Louis 14–yd. line. Kaepernick rushed for 84 yds. on 9 carries. His 84 yds. on the ground are the most by a 49ers quarterback since Steve Young rushed for 102–yds. vs. NO (12/23/90). Akers was able to put the 49ers up by 3 with a 33–yd. FG with 1:38 remaining. The Rams managed to drive 45 yds. on 7 plays to set Zuerlein up for a 53–yd. FG that sailed through the uprights as the clock expired to send the game into overtime. In overtime, it took 14:30 of 15 minutes to decide the outcome of the game, as Zuerlein made a 54–yd. FG to end the game with a final score of 16–13.

	1st	2nd	3rd	4th	OT	Final
49ers	7	0	0	6	0	13
Rams	0	0	2	11	3	16

PRESEASON RESULTS (SINCE 1946)

1946 (2-0)

17	L.A. Dons (San Diego/10,000)—A—24	7
34	Chicago Rockets (Kezar/34,000)—S—1	14

1947 (0-1)

7	L.A. Dons (Kezar/19,000)—A—24	14
---	-------------------------------	----

1948 (2-0)

42	L.A. Dons (Pasadena/58,207)—A—18	24
42	Baltimore (Kezar/35,139)—A—22	14

1949 (2-0-1)

28	L.A. Dons (Los Angeles/81,272)—A—10	7
21	Buffalo (Kezar/28,084)—A—14	0
21	Cleveland (Cleveland/31,157)—A—19	21

1950 (1-4)

12	Washington (Kezar/51,201)—A—20	31
10	Philadelphia (Kezar/17,000)—A—27	28
27	Baltimore (Baltimore/6,000)—A—30	14
21	Chicago Cards (Chicago/29,207)—S—1	28
10	Pittsburgh (Pittsburgh/19,733)—S—10	13

1951 (4-1)

45	Washington (Kezar/27,280)—A—19	14
7	Chicago Bears (Kezar/38,836)—A—26	24
24	Pittsburgh (Syracuse/18,000)—S—8	7
20	Green Bay (Minneapolis/19,021)—S—12	0
37	Chicago Cards (Omaha/10,000)—S—23	17

1952 (7-0)

79	SF Broncos+ (Kezar/87,000)—A—10	0
35	Washington (Kezar/35,234)—A—17	0
38	Chicago Cards (Kezar/34,109)—A—24	14
17	L.A. Rams (Los Angeles/67,799)—S—3	7
29	Pittsburgh (Pittsburgh/21,759)—S—7	14
35	Cleveland (Akron/30,199)—S13	31
76	San Jose Packers+ (SJ/6,839)—S—19	0

1953 (3-3-1)

42	Fort Ord# (Sacramento/17,000)—A—15	7
7	New York (Kezar/36,273)—A—23	20
7	Washington (Kezar/25,784)—A—30	0
10	L.A. Rams (Los Angeles/39,816)—S—3	35
31	Philadelphia (San Antonio/15,378)—S—7	28
14	Chicago Cards (Kezar/22,736)—S—13	14
21	New York (New York/22,551)—S—17	28

1954 (7-0)

42	Fort Ord# (Kezar/19,779)—A—8	14
43	New York (Kezar/29,296)—A—15	35
30	Washington (Sacramento/23,389)—A—21	7
42	Chicago Cards (Kezar/24,559)—A—29	7
38	Cleveland (Kezar/46,877)—S—5	21
28	L.A. Rams (Los Angeles/84,572)—S—10	27
37	Pittsburgh (Tucson/16,000)—S—15	14

Service Team + Semi Pro Team

1955 (5-1)

7	Washington (Kezar/27,237)—A—7	6
60	Pittsburgh (Sacramento/23,496)—A—13	14
17	New York (Seattle/49,000)—A—20	28
17	Cleveland (Kezar/41,604)—A—28	14
43	Chicago Cards (Kezar/33,579)—S—4	7
31	L.A. Rams (Los Angeles/65,633)—S—9	10

1956 (3-3)

28	Cleveland (Kezar/38,741)—A—19	17
20	Washington (Kezar/27,812)—A—26	0
14	Chicago Cards (Kezar/28,758)—S—2	13
14	New York (Portland/28,448)—S—8	21
24	L.A. Rams (Los Angeles/57,688)—S—14	33
14	Philadelphia (Sacramento/20,989)—S—23	21

1957 (5-1)

24	New York (Kezar/33,673)—A—18	15
27	Washington (Kezar/24,781)—A—25	21
21	Cleveland (Kezar/32,840)—S—1	17
27	Chicago Cards (Kezar/28,000)—S—7	21
27	L.A. Rams (Los Angeles/75,172)—S—13	58
17	Philadelphia (Kezar/21,817)—S—22	14

1958 (3-3)

10	New York (Kezar/25,657)—A—17	19
20	Washington (Portland/25,442)—A—23	19
55	Chicago Cards (Kezar/23,997)—A—31	31
21	Cleveland (Kezar/31,339)—S—7	16
38	L.A. Rams (Los Angeles/62,546)—S—12	40
28	Philadelphia (Kezar/33,398)—S—21	31

1959 (2-4)

27	Washington (Kezar/21,201)—A—16	24
17	Green Bay (Kezar/18,916)—A—23	24
17	Cleveland (Kezar/24,737)—A—30	14
24	Chicago Cards (Seattle/23,000)—S—5	27
14	L.A. Rams (Los Angeles/59,552)—S—12	48
13	New York (Salt Lake City/18,496)—S—19	17

1960 (3-3)

16	Dallas (Seattle/22,000)—A—6	10
31	Washington (Kezar/13,163)—A—14	7
45	Philadelphia (Kezar/17,667)—A—21	28
24	Cleveland (Portland/25,898)—S—3	26
17	L.A. Rams (Los Angeles/51,398)—S—9	28
17	St. Louis (Kezar/13,021)—S—18	24

1961 (3-2)

20	New York (Portland/24,084)—A—12	21
24	Cleveland (Kezar/38,759)—A—20	27
14	Minnesota (Portland/27,044)—A—26	10
38	L.A. Rams (Los Angeles/42,558)—S—1	20
24	Dallas (Sacramento/22,130)—S—9	7

1962 (4-1)

30	Minnesota (Seattle/22,500)—A—11	24
42	New York (Kezar/38,392)—A—19	10
27	Cleveland (Portland/27,161)—A—25	34
26	Dallas (Sacramento/20,000)—S—1	7
19	L.A. Rams (Los Angeles/39,569)—S—8	3

1963 (0-5)

28	Minnesota (Portland/20,837)—A—10	43
22	St. Louis (Salt Lake City/19,038)—A—16	24
7	Cleveland (Kezar/28,335)—A—25	24
24	Dallas (Bakersfield/9,927)—A—30	37
0	L.A. Rams (Los Angeles/34,405)—S—7	17

1964 (1-4)

26	Cleveland (Kezar/34,405)—A—9	7
23	Dallas (Portland/24,679)—A—15	34
21	Minnesota (Salt Lake City/20,207)—A—22	24
14	Pittsburgh (Omaha/15,666)—A—29	16
17	L.A. Rams (Los Angeles/39,569)—S—5	21

1965 (2-2-1)

21	Cleveland (Kezar/22,000)—A—15	37
27	Dallas (Portland/24,837)—A—21	7
17	St. Louis (St. Louis/29,831)—A—27	17
23	Pittsburgh (Providence/12,020)—S—4	9
14	L.A. Rams (Los Angeles/29,510)—S—11	34

1966 (0-5)

13	Dallas (Kezar/28,899)—A—7	24
17	Cleveland (Kezar/27,867)—A—14	28
17	Pittsburgh (Portland/18,090)—A—20	34
17	Atlanta (Columbia, S.C./21,780)—A—27	24
9	L.A. Rams (Los Angeles/39,879)—S—3	29

1967 (2-3)

42	Cleveland (Kezar/27,482)—A—13	14
24	Dallas (Kezar/31,212)—A—20	30
10	New Orleans (Portland/23,348)—A—26	24
13	Oakland (Oakland/53,254)—S—3	10
7	L.A. Rams (Los Angeles/53,822)—S—9	34

1968 (1-5)

18	San Diego (San Diego/39,553)—A—3	30
14	Dallas (Kezar/27,530)—A—11	16
17	Cleveland (Kezar/26,801)—A—18	31
22	Denver (Denver/22,254)—A—23	6
19	Oakland (Kezar/57,593)—S—1	26
20	L.A. Rams (Los Angeles/48,143)—S—6	21

1969 (0-6)

19	Cleveland (Seattle/32,219)—A—10	24
17	Dallas (Kezar/33,894)—A—17	20
15	Denver (Denver/33,161)—A—23	19
28	Oakland (Oakland/52,122)—A—31	42
10	St. Louis (Kezar/32,506)—S—7	21
28	L.A. Rams (Anaheim/39,179)—S—13	31

**1970 (1-4)**

14	Cleveland (Tampa/41,851)-A-15	17
7	Miami (Miami/52,812)-A-22	17
23	Denver (Eugene/26,238)-A-29	7
17	Oakland (Kezar/55,521)-S-6	31
14	L.A. Rams (Los Angeles/55,430)-S-12	17

1971 (3-2-1)

38	Cleveland (Candlestick/40,000) X-A-8	24
17	Miami (Miami/57,008)-A-13	17
28	San Diego (Candlestick/40,000)-A-22	17
33	Denver (Spokane/33,184)-A-28	17
28	Oakland (Oakland/53,696)-S-4	34
20	L.A. Rams (Los Angeles/55,607)-S-9	23

1972 (3-3)

10	New York Jets (Jacksonville/41,920)-A-5	17
20	Cleveland (Candlestick/49,767)-A-13	13
16	San Diego (San Diego/47,308)-A-19	17
24	Denver (Candlestick/52,738)-A-27	27
34	Oakland (Candlestick/59,265)-S-3	21
17	L.A. Rams (Los Angeles/60,807)-S-8	14

1973 (4-3)

20	New England (Canton/19,685)-J-28	7
27	Cleveland (Cleveland/65,707)-A-6	16
14	New York Jets (Tampa/46,477)-A-11	34
19	San Diego (Candlestick/54,977)-A-19	7
43	Denver (Candlestick/54,271)-A-26	7
17	Oakland (Oakland/53,612)-S-1	23
10	L.A. Rams (Los Angeles/57,687)-S-7	38

1974 (0-6)

6	San Diego (San Diego/18,870)-A-3	20
20	Cleveland (Cleveland/24,008)-A-12	21
3	Denver (Candlestick/30,001)-A-18	10
7	Kansas City (Kansas City/46,548)-A-24	26
19	Oakland Raiders (Candlestick/52,538)-S-2	20
7	L.A. Rams (Candlestick/49,603)-S-8	17

1975 (3-3)

17	Cleveland (Candlestick/45,560)-A-10	13
6	L.A. Rams (Los Angeles/58,230)-A-16	10
7	San Diego (San Diego/18,764)-A-21	20
21	Oakland (Oakland/52,866)-A-30	40
44	Denver (Candlestick/45,686)-S-7	10
24	Green Bay (Green Bay/56,267)-S-13	3

1976 (4-2)

27	Seattle (Seattle/60,825)-A-1	20
17	Denver (Candlestick/40,052)-A-8	7
21	Kansas City (Candlestick/39,745)-A-15	13
17	San Diego (Honolulu/36,364)-A-21	16
9	Oakland (Candlestick/52,704)-A-29	14
3	L.A. Rams (Los Angeles/55,256)-S-4	10

1977 (1-5)

24	Seattle (Candlestick/38,024)-A-7	34
13	San Diego (San Diego/26,620)-A-13	32
23	L.A. Rams (Candlestick/44,898)-A-21	14
3	Houston (Houston/36,538)-A-29	17
0	Oakland (Oakland/53,442)-S-3	33
0	Denver (Candlestick/36,441)-S-10	20

1978 (1-3)

24	Dallas (Dallas/63,736)-A-5	41
6	Seattle (Candlestick/36,069)-A-12	20
14	Oakland (Candlestick/58,658)-A-20	31
24	Denver (Denver/73,559)-A-25	13

1979 (1-3)

13	San Diego (Candlestick/32,275)-A-4	10
10	Oakland (Oakland/53,503)-A-11	41
0	Denver (Candlestick/34,133)-A-18	21
20	Seattle (Seattle/59,941)-A-24	55

1980 (3-1)

33	Oakland (Candlestick/55,585)-A-9	14
17	San Diego (San Diego/48,836)-A-16	14
7	Seattle (Candlestick/41,841)-A-23	10
31	Kansas City (Tucson/27,000)-A-30	21

1981 (2-2)

27	Seattle (Seattle/56,958)-A-5 (OT)-24	
28	San Diego (Candlestick/41,667)-A-15	31
24	Seattle (Candlestick/37,563)-A-22	17
7	Oakland (Oakland/51,192)-A-29	21

1982 (2-2)

14	L.A. Raiders (Candlestick/61,065)-A-14	17
16	St. Louis (Candlestick/51,931)-A-21	13
9	San Diego (San Diego/48,697)-A-28	23
17	Seattle (Seattle/57,839)-S-3	13

1983 (1-3)

23	L.A. Raiders (LA/41,337)-A-6 (OT)-26	
17	New England (Candlestick/50,043)-A-14	15
7	San Diego (San Diego/43,939)-A-20	24
6	Seattle (Candlestick/47,074)-A-27	20

1984 (2-2)

13	L.A. Raiders (Candlestick/61,361)-A-4	10
20	Denver (Denver/70,211)-A-11	21
15	San Diego (San Diego/58,356)-A-18	35
17	Seattle (Candlestick/49,219)-A-24	7

1985 (3-1)

28	L.A. Raiders (Los Angeles/54,990)-A-10	21
13	Denver (Candlestick/55,425)-A-19	20
25	San Diego (Candlestick/50,569)-A-24	10
23	Seattle (Seattle/60,403)-A-30	21

1986 (2-2)

32	L.A. Raiders (Candlestick/61,834)-A-10	0
17	L.A. Rams (Anaheim/49,146)-A-18	31
9	Denver (Denver/73,592)-A-23	14
21	Seattle (Candlestick/52,419)-A29	10

1987 (3-2)

20	Kansas City (Canton/23,826)-A-8	7
42	L.A. Raiders (Los Angeles/53,838)-A-15	16
3	Dallas (Candlestick/57,598)-A-22	13
17	San Diego (Candlestick/52,733)-A-27	3
10	Seattle (Seattle/59,653)-S-4	34

1988 (3-2)

21	Miami (London, England/70,535)-J-31	27
24	L.A. Raiders (Candlestick/64,457)-A-6	10
24	Denver (Denver/75,067)-A-13	34
34	San Diego (San Diego/39,044)-A-20	27
27	Seattle (Candlestick/53,357)-A-26	21

1989 (3-2)

13	L.A. Rams (Tokyo/43,896)-A-6 (OT)-16	
37	L.A. Raiders (Los Angeles/36,739)-A-12	7
35	Denver (Candlestick/58,641)-A-19	17
17	San Diego (Candlestick/54,471)-A-23	14
17	Seattle (Seattle/58,641)-S-1	28

1990 (1-3)

13	L.A. Raiders (Candlestick/59,677)-A-11	23
27	Denver (Denver/74,164)-A-20	24
28	San Diego (San Diego/49,289)-A-25	29
10	Seattle (Candlestick/54,269)-A-31	30

1991 (5-0)

24	L.A. Raiders (Los Angeles/45,365)-J-27	17
21	Chicago (Berlin, Germany/66,876)-A-3	7
24	Denver (Candlestick/54,170)-A-7	6
24	San Diego (Candlestick/53,453)-A-19	13
28	Seattle (Seattle/54,111)-A-23	16

1992 (5-0)

13	Denver (Candlestick/50,435)-A-3	7
24	L.A. Raiders (Candlestick/49,068)-A-8	10
17	Washington (London/61,722)-A-16	15
20	San Diego (San Diego/40,921)-A-21	14
24	Seattle (Candlestick/52,822)-A-28	17

1993 (4-1)

21	Pittsburgh (Barcelona/45,330)-A-1	14
27	L.A. Raiders (Stanford/68,011)-A-8	0
16	Denver (Denver/71,921)-A-16	13
0	Seattle (Seattle/51,086)-A-21	30
30	San Diego (Candlestick/53,649)-A-28	14

X First 49ers pro football game in Candlestick Park: August 8, 1971



**1994 (3-1)**

7	Arizona (Arizona/68,288)–A–5	17
20	Denver (Candlestick/52,429)–A–12	3
30	San Diego (San Diego/45,674)–A–18	24
13	Seattle (Candlestick/54,004)–A–26	9

1995 (3-2)

7	Denver (Denver/71,182)–J–29	9
10	Denver (Tokyo, Japan/45,000)–A–6	24
17	San Diego (San Diego/58,233)–A–13	6
17	Carolina (3Com/51,185)–A–19	10
17	Seattle (3Com/53,280)–A–26	7

1996 (1-3)

17	Denver (3Com/48,577)–A–3	20
16	San Diego (3Com/49,846)–A–10 (OT)	13
10	Jacksonville (Jacksonville/67,858)–A–18	38
3	Seattle (Seattle/38,144)–A–23	20

1997 (1-3)

13	San Diego (San Diego/62,542)–A–2	20
21	Seattle (3Com/50,153)–A–9	17
20	Jacksonville (3Com/50,346)–A–18	28
17	Denver (Denver/69,874)–A–23	31

1998 (2-3)

14	New England (3Com/46,374)–A–2	13
21	San Diego (San Diego/55,723)–A–8	27
24	Seattle (Vancouver, BC/45,202)–A–15*	21
20	Miami (3Com/53,214)–A–23	21
20	Seattle (Seattle/57,014)–A–28	21

American Bowl at Vancouver, B.C.*1999 (3-1)**

31	San Diego (3Com/65,898)–A–12	24
24	Seattle (3Com/66,193)–A–19	23
16	Oakland (Oakland/61,901)–A–30	8
3	Denver (Denver/68,421)–S–3	34

2000 (1-4)

0	New England (Canton/22,840)–J–31*	20
20	San Diego (3Com/64,243)–A–5	23
33	Kansas City (Kansas City/76,682)–A–13	10
21	Seattle (Seattle/68,579)–A–19	25
24	Denver (3Com/65,016)–A–25	28

Hall of Fame Game at Canton, OH*2001 (1-3)**

24	San Diego (San Diego/45,155)–A–11	25
20	Oakland (3Com/67,817)–A–19	17
18	Seattle (3Com/63,887)–A–25	28
7	Denver (Denver/73,855)–A–31	35

2002 (2-3)

7	Washington (Osaka/26,119)–A–3*	38
14	Kansas City (3Com/63,111)–A–10 (OT)	17
12	Denver (Denver/73,071)–A–19	7
10	Oakland (Oakland/40,120)–A–24	17
27	San Diego (3Com/62,980)–A–28	3

American Bowl in Osaka, Japan*2003 (3-1)**

24	at Kansas City (Kansas City/73,830)–A–9	6
14	Oakland (3Com/65,856)–A–14	10
27	New Orleans (3Com/63,153)–A–23	12
3	at San Diego (San Diego/49,676)–A–29	24

2004 (0-4)

30	Oakland (Monster Park/63,854)–A–14	33
13	at Chicago (Chicago/61,760)–A–21	20
10	at Minnesota (Minnesota/63,960)–A–27	23
15	San Diego (Monster Park/60,034)–S–2	31

2005 (2-2)

21	Oakland (Monster Park/61,446)–A–13	13
21	at Denver (Denver/70,794)–A–20	26
16	Tennessee (Monster Park/56,856)–A–26	13
24	at San Diego (San Diego/49,817)–S–1	28

2006 (2-2)

28	Chicago (Monster Park/67,572)–A–11	14
7	at Oakland (Oakland/47,849)–A–20	23
7	at Dallas (Dallas/61,295)–A–26	17
23	San Diego (Monster Park/66,946)–S–1	14

2007 (1-3)

13	Denver (Monster Park/66,764)–A–13	17
26	Oakland (Monster Park/68,107)–A–18	21
28	at Chicago (Chicago/61,807)–A–25	31
13	at San Diego (San Diego/56,172)–A–30	16

2008 (2-2)

6	at Oakland (Oakland/52,609)–A–8	18
34	Green Bay (Candlestick/67,230)–A–16	6
37	at Chicago (Chicago/61,051)–A–21	30
17	San Diego (Candlestick/67,133)–A–29	20

2009 (3-1)

17	Denver (Candlestick/61,533)–A–14	16
21	Oakland (Candlestick/61,907)–A–22	20
20	at Dallas (Arlington/72,171)–A–29	13
7	at San Diego (San Diego/59,049)–S–4	26

2010 (4-0)

37	at Indianapolis (Indianapolis/65,644)–A–15	17
15	Minnesota (Candlestick/69,732)–A–22	10
28	at Oakland (Oakland/42,248)–A–28	24
17	San Diego (Candlestick/69,732)–S–2	14

2011 (2-2)

3	at New Orleans (New Orleans/72,578)–A–12	24
17	Oakland (San Francisco/69,732)–A–20	3
7	Houston (San Francisco/69,732)–A–27	30
20	at San Diego (San Diego/54,082)–S–1	17

2012 (3-1)

17	Minnesota (San Francisco/69,732)–A–10	6
9	at Houston (Houston/71,196)–A–18	20
29	at Denver (Denver/75,122)–A–26	24
35	San Diego (San Francisco/69,732)–A–30	3



HOME/AWAY RECORDS

HOME RECORD					ROAD RECORD				
YEAR	W	L	T	PCT	YEAR	W	L	T	PCT
1946	5	2	0	.714	1946	4	3	0	.571
1947	4	2	1	.642	1947	4	2	1	.642
1948	6	1	0	.857	1948	6	1	0	.857
1949	6	0	0	1.000	1949	3	3	0	.500
1950	3	3	0	.500	1950	0	6	0	.000
1951	5	1	0	.833	1951	2	3	1	.416
1952	3	3	0	.500	1952	4	2	0	.666
1953	5	1	0	.833	1953	4	2	0	.666
1954	4	2	0	.666	1954	3	2	1	.583
1955	2	4	0	.333	1955	2	4	0	.333
1956	3	3	0	.500	1956	2	3	1	.416
1957	5	1	0	.833	1957	3	3	0	.500
1958	4	2	0	.666	1958	2	4	0	.333
1959	4	2	0	.666	1959	3	3	0	.500
1960	3	3	0	.500	1960	4	2	0	.666
1961	5	1	1	.785	1961	2	5	0	.285
1962	1	6	0	.142	1962	5	2	0	.714
1963	2	5	0	.285	1963	0	7	0	.000
1964	3	4	0	.428	1964	1	6	0	.142
1965	4	2	1	.642	1965	3	4	0	.428
1966	4	2	1	.642	1966	2	4	1	.357
1967	3	4	0	.428	1967	4	3	0	.571
1968	3	3	1	.500	1968	4	3	0	.571
1969	3	3	1	.500	1969	1	5	1	.214
1970	5	1	1	.785	1970	5	2	0	.714
1971	4	3	0	.571	1971	5	2	0	.714
1972	4	2	1	.642	1972	4	3	0	.571
1973	3	4	0	.428	1973	2	5	0	.285
1974	3	4	0	.428	1974	3	4	0	.428
1975	2	5	0	.285	1975	3	4	0	.428
1976	4	3	0	.571	1976	4	3	0	.571
1977	3	4	0	.428	1977	2	5	0	.285
1978	2	6	0	.125	1978	0	8	0	.000
1979	2	6	0	.125	1979	0	8	0	.000
1980	4	4	0	.500	1980	2	6	0	.250
1981	7	1	0	.875	1981	6	2	0	.750
1982	0	5	0	.000	1982	3	1	0	.750
1983	4	4	0	.500	1983	6	2	0	.750
1984	7	1	0	.875	1984	8	0	0	1.000
1985	5	3	0	.625	1985	5	3	0	.625
1986	6	2	0	.750	1986	4	3	1	.562
1987	6	1	0	.857	1987	7	1	0	.875
1988	4	4	0	.500	1988	6	2	0	.750
1989	6	2	0	.750	1989	8	0	0	1.000
1990	6	2	0	.750	1990	8	0	0	1.000
1991	7	1	0	.875	1991	3	5	0	.375
1992	7	1	0	.875	1992	7	1	0	.875
1993	6	2	0	.750	1993	4	4	0	.500
1994	7	1	0	.875	1994	6	2	0	.750
1995	6	2	0	.750	1995	5	3	0	.625
1996	6	2	0	.750	1996	6	2	0	.750
1997	8	0	0	1.000	1997	5	3	0	.625
1998	8	0	0	1.000	1998	4	4	0	.500
1999	3	5	0	.375	1999	1	7	0	.125
2000	4	4	0	.500	2000	2	6	0	.250
2001	7	1	0	.875	2001	5	3	0	.625
2002	5	3	0	.625	2002	5	3	0	.625
2003	6	2	0	.750	2003	1	7	0	.125
2004	1	7	0	.125	2004	1	7	0	.125
2005	3	5	0	.375	2005	1	7	0	.125
2006	4	4	0	.500	2006	3	5	0	.375
2007	3	5	0	.375	2007	2	6	0	.250
2008	4	4	0	.500	2008	3	5	0	.375
2009	6	2	0	.750	2009	2	6	0	.250
2010	5	3	0	.571	2010	1	7	0	.125
2011	7	1	0	.875	2011	6	2	0	.750
2012	6	1	1	.813	2012	5	3	0	.625
Totals	296	183	9	.616	237	244	7	.493	

NFC WEST STANDINGS - 1970-2012

1970	
* San Francisco	10-3-1
Los Angeles	8-5-1
Atlanta	4-8-2
New Orleans	2-11-1

1971	
* San Francisco	9-5
Los Angeles	8-5-1
Atlanta	7-6-1
New Orleans	4-8-2

1972	
* San Francisco	9-5
Atlanta	7-7
Los Angeles	6-7-1
New Orleans	2-11-1

1973	
* Los Angeles	12-2
Atlanta	9-5
New Orleans	5-9
San Francisco	5-9

1974	
* Los Angeles	10-4
San Francisco	6-8
New Orleans	5-9
Atlanta	3-11

1975	
* Los Angeles	12-2
San Francisco	5-9
Atlanta	4-10
New Orleans	2-12

1976	
* Los Angeles	10-3-1
San Francisco	8-6
New Orleans	4-10
Atlanta	4-10
Seattle	2-12

1977	
* Los Angeles	10-4
Atlanta	7-7
San Francisco	5-9
New Orleans	3-11

1978	
* Los Angeles	12-4
* Atlanta	9-7
New Orleans	7-9
San Francisco	2-14

1979	
* Los Angeles	9-7
New Orleans	8-8
Atlanta	6-10
San Francisco	2-14

1980	
* Atlanta	12-4
* Los Angeles	11-5
San Francisco	6-10
New Orleans	1-15

1981	
* San Francisco	13-3
Atlanta	7-9
Los Angeles	6-10
New Orleans	4-12

1982	
* Atlanta	5-4
New Orleans	4-5
San Francisco	3-6
Los Angeles	2-7

1983	
* San Francisco	10-6
* Los Angeles	9-7
New Orleans	8-8
Atlanta	7-9

1984	
* San Francisco	15-1
* Los Angeles	10-6
New Orleans	7-9
Atlanta	4-12

1985	
* Los Angeles	11-5
* San Francisco	10-6
New Orleans	5-11
Atlanta	4-12

1986	
* San Francisco	10-5-1
* Los Angeles	10-6
Atlanta	7-8-1
New Orleans	7-9

1987	
* San Francisco	13-2
* New Orleans	12-3
Los Angeles	6-9
Atlanta	3-12

1988	
* San Francisco	10-6
* Los Angeles	10-6
New Orleans	10-6
Atlanta	5-11

1989	
* San Francisco	14-2
* Los Angeles	11-5
New Orleans	9-7
Atlanta	3-13

1990	
* San Francisco	14-2
* New Orleans	8-8
Los Angeles	5-11
Atlanta	5-11

1991	
* New Orleans	11-5
* Atlanta	10-6
San Francisco	10-6
Los Angeles	3-13

1992	
* San Francisco	14-2
* New Orleans	12-4
Atlanta	6-10
Los Angeles	6-10

1993	
* San Francisco	10-6
New Orleans	8-8
Atlanta	6-10
Los Angeles	5-11

1994	
* San Francisco	13-3
New Orleans	7-9
Atlanta	7-9
Los Angeles	4-12

1995	
* San Francisco	11-5
* Atlanta	9-7
St. Louis	7-9
Carolina	7-9
New Orleans	7-9

1996	
* Carolina	12-4
* San Francisco	12-4
St. Louis	6-10
Atlanta	3-13
New Orleans	3-13

1997	
* San Francisco	13-3
Atlanta	7-9
Carolina	7-9
New Orleans	6-10
St. Louis	5-11

1998	
* Atlanta	14-2
* San Francisco	12-4
New Orleans	6-10
Carolina	4-12
St. Louis	4-12

1999	
* St. Louis	13-3
Carolina	8-8
Atlanta	5-11
San Francisco	4-12
New Orleans	3-13

2000	
* New Orleans	10-6
* St. Louis	10-6
Carolina	7-9
San Francisco	6-10
Atlanta	4-12

2001	
* St. Louis	14-2
* San Francisco	12-4
New Orleans	7-9
Atlanta	7-9
Carolina	1-15

2002	
* San Francisco	10-6
St. Louis	7-9
Seattle	7-9
Arizona	6-10

2003	
* St. Louis	12-4
Seattle	10-6
San Francisco	7-9
Arizona	4-12

2004	
* Seattle	9-7
* St. Louis	8-8
Arizona	6-10
San Francisco	2-14

2005	
* Seattle	13-3
St. Louis	6-10
Arizona	5-11
San Francisco	4-12

2006	
* Seattle	9-7
St. Louis	8-8
San Francisco	7-9
Arizona	5-11

2007	
* Seattle	10-6
Arizona	8-8
San Francisco	5-11
St. Louis	3-13

2008	
* Arizona	9-7
San Francisco	7-9
Seattle	4-12
St. Louis	2-14

2009	
* Arizona	10-6
San Francisco	8-8
Seattle	5-11
St. Louis	1-15

2010	
* Seattle	7-9
St. Louis	7-9
San Francisco	6-10
Arizona	5-11

2011	
* San Francisco	13-3
Arizona	8-8
Seattle	7-9
St. Louis	2-14

2012	
* San Francisco	11-4-1
* Seattle	11-5
St. Louis	7-8-1
Seattle	5-11

* **Playoff Team**

SAN FRANCISCO 49ERS FOUNDER

**Anthony J. (Tony) Morabito
(1910-1957)**



Tony Morabito dedicated his life to bringing an idea to fruition that others thought preposterous – the membership of the West Coast, in general, and San Francisco, in particular, in a nationwide professional football league.

Morabito was the sports pioneer of the West, bringing San Francisco its first major league professional team, the San Francisco 49ers, in a professional sports business that was dominated by the East Coast. Before World War II, Morabito was convinced the San Francisco Bay Area was ready

for a franchise in the National Football League. The Bay Area was a mecca for college football. Fans came in droves to Kezar Stadium to see the Wonder Teams of California–Berkeley and the Wow Boys of Stanford, led by Frankie Albert. St. Mary's, Santa Clara and the University of San Francisco were also area powerhouses that regularly defeated the University of Washington and Southern California inside the walls of Kezar.

Morabito saw the rise of football in the area and presented a case to birth a professional football team in 1942 to National Football League officials, but he was quickly ushered out of the meeting room with firm politeness. In the spring of 1944, he took another crack, filing an application for an expansion team in the NFL. Morabito and some of his business associates went to Chicago to present their plan in front of League Commissioner, Elmer Layden. The NFL had no teams west of Chicago, and had no plans of changing their geographical structure. Morabito was again shunned.

He was then put in touch with Arch Ward, sports editor of The Chicago Tribune who was trying to organize a rival league, the All–America Football Conference. Morabito told Ward to count him in.

The new league's first meeting was held on June 6, 1944 in St. Louis, D–Day in Europe. Morabito agreed to form a San Francisco franchise in a league that would not begin operations until the end of the war.

It was the right time, and Morabito knew it.

A native of San Francisco, Morabito learned the game of football on vacant lots in the North Beach sector and had some success later as a halfback at St. Ignatius High School. He went on to play for the University of Santa Clara as a freshman in 1927 but his playing career was ended shortly after by a shoulder injury. He received his diploma in 1931 at the height of the Great Depression. He got a job driving a truck for \$80 a month while his father, an immigrant from Italy, had built up a flourishing ship's service business on the San Francisco waterfront, only to see it fold in the wake of the depression years.

As the country's economic state began to improve, so did Morabito's. By 1940, when he was 30 years old, he became a success in the lumber carrier business. The army turned him down for duty in 1942 because of partial deafness, which later forced him to wear a hearing aid.

By 1946, the San Francisco 49ers first year of operation, the Bay Area was in the middle of a postwar economic surge. Morabito's lumber yard was in huge demand as houses were springing up to shelter the fast–growing population that was migrating to California.

Morabito owned the new All–America Football Conference franchise with his partners in the Lumber Terminals of San Francisco – Allen E. Sorrell and E.J. Turre – and his younger brother, Victor.

Sorell suggested the team be named "49ers" after the voyagers who had rushed the West for gold. It is the only name the team has ever been affiliated with and San Francisco is the only city in which it has resided.



49ers Founder, Tony Morabito

The original team logo depicted San Francisco's wild beginnings. It was a goldminer in boots and a lumberjack shirt, firing a pair of pistols. One shot just missed the miner's head, while the other missed his foot. The logo was taken from a design seen on the side of railway freight cars.

With a charter, name and logo, the group recruited Lawrence "Buck" Shaw, Santa Clara's famous "Silver Fox," as the 49ers first head coach. The organization spent \$250,000 to get structured before the team even took their first snap. Morabito's approach was considered "first class," by most, and a financial risk by many.

But Morabito charged on, hand–picking an inaugural roster comprised of 32 players including Frankie Albert, Norm Standlee and Bruno Banducci, all from Stanford, and stars from Santa Clara, including Alyn Beals, an end who scored 46 pro touchdowns in four years. Other known players on the roster were Len Eshmont, Johnny "Johnny Strike" Strzykalski and Joe "The Toe" Ventrano.

Morabito watched as his 49ers played their first game on August 24, 1946, a 17–7 exhibition win over the Los Angeles Dons at Balboa Park in San Diego. The 49ers first home game was played at Kezar Stadium on September 1, 1946, a 34–14 exhibition win over the Chicago Rockets in front of 45,000 fans made up of longshoremen, draymen, mechanics and waterfront workers.

The first regular season league game was on September 8, 1946 against the New York Yankees. The 49ers scored first, but lost 21–7 in a game that began in sunshine and ended in the famous Kezar fog.

The 49ers finished 9–5 in their first season under Shaw, and went on to have an 8–4–2 record in 1947, 12–2 finish in 1948 and 10–4 record, including a trip to the Championship Game, in their final season in the AAFC.

At the end of 1949, it was announced that the AAFC had run its course. San Francisco, Cleveland and Baltimore received NFL franchises and would begin play in the NFL in 1950. The merger was what Morabito had hoped for all along as he, his brother Victor and general manager Lou Spadia, continued to hold the reins.

The 49ers struggled during their first season among the NFL elite, finishing with a 3–9 record. The following year though, the 49ers went 7–4–1.

As the seasons went on, Morabito was the heart and soul of the organization, signing on greats like The Million Dollar Backfield: Joe "The Jet" Perry, Hugh "The King" McElhenny and John Henry Johnson. He also attracted some of the NFL's most renowned talents in R.C. Owens, Bob St. Clair, Leo Nomellini, John Brodie and Y.A. Tittle.

The players appreciated his honesty, and trusted his every move and word.

As the 1950's progressed, Morabito was warned by his doctors that a bad heart and the rigors of football were not a healthy combination. But Morabito wasn't going to let a health scare get in the way of his passion. "What the hell, if I'm going to die, I might as well die at a football game," he said.

On October 27, 1957, the 49ers hosted the Chicago Bears at Kezar. The 49ers entered the game with a 3–1 record behind the talents of Owens, Perry, Tittle, McElhenny, Billy Wilson, and others. The Bears had a 14–0 advantage in the first quarter before the 49ers scored to close the deficit at 14–7. Just as the 49ers lined up for the next kickoff, Morabito, who was sitting next to his wife, Josephine, and his brother, Victor, in the guest box, suddenly collapsed. The great heart that had been with the 49ers since the franchise's inception had failed.

Father Bill McGuire of St. James parish was summoned to the guest box and pronounced Morabito his final absolution. Morabito looked up at him and smiled.

"Thank you father," he said.

Those were his last words.

The 49ers were behind 17–7 in the third quarter when the team learned of Morabito's death. His players rallied and came back to defeat Chicago, 21–17, in an emotional last win for their owner. The 49ers finished the season with three straight victories and an 8–4 record, tying Detroit for the NFL Western Division title.

Victor, Tony's younger brother, kept the team in the family until 1964, when he too died of a heart attack. Both Victor and Tony's wives, Jane and Josephine, retained control of the 49ers with Lou Spadia as team president until 1977, when a new team owner, Edward DeBartolo Jr. of Youngstown, Ohio emerged to buy the franchise.

Morabito's conviction, passion and character birthed and kept an NFL franchise in San Francisco, and laid the sturdy foundation that enabled the 49ers to become one of the NFL's premier football powers over the past 60 years.



Tony Morabito's widow, Josephine (left), and Victor Morabito's widow, Jane (right), kept control of the 49ers after their husbands' passing along with team president Lou Spadia (middle).

SAN FRANCISCO 49ERS TEAM AWARDS

LEN ESHMONT AWARD

The Len Eshmont Award, the 49ers most prestigious annual honor, has been given each year to the 49ers player who best exemplifies the “inspirational and courageous play” of Len Eshmont. A member of the original 1946 49ers team, Eshmont coached at Navy and Virginia following his playing days with the 49ers. Eshmont died in 1957.

Listed below are the 49ers annual Len Eshmont Award winners since its inception in 1957:

1957 QB Y.A. Tittle	1976 DE Tommy Hart	1993 WR Jerry Rice
1958 FB Joe Perry	1977 S Mel Phillips	1994 QB Steve Young
1959 HB J.D. Smith	1978 RB Paul Hofer	1995 FB William Floyd
1960 S Dave Baker	1979 RB Paul Hofer	1996 DT Bryant Young
1961 DT Leo Nomellini	1980 DT Archie Reese	1997 DT Dana Stubblefield
1962 DE Dan Colchico	1981 TE Charlie Young	1998 DT Bryant Young
1963 T Bob St. Clair	1982 WR Dwight Clark	1999 DT Bryant Young
1964 DT Charlie Krueger	1983 RB/ST Bill Ring	2000 DT Bryant Young
1965 QB John Brodie	1984 LB Keena Turner	2001 RB Garrison Hearst
1966 HB John David Crow	1985 FB Roger Craig	2002 S Tony Parrish
1967 LB Dave Wilcox	1986 QB Joe Montana	2003 LB Julian Peterson
1968 LB Matt Hazeltine	1987 WR Jerry Rice	2004 DT Bryant Young
1969 CB Jimmy Johnson	1988 NT Michael Carter	2005 DT Bryant Young
1970 S Roosevelt Taylor	RB Roger Craig	2006 DT Bryant Young
1971 LB Ed Beard	1989 QB Joe Montana	2007 DT Bryant Young
1972 DE Tommy Hart	1990 DE Kevin Fagan	2008 WR Isaac Bruce
1973 S Mel Phillips	LB Charles Haley	2009 TE Vernon Davis
1974 T Len Rohde	1991 WR John Taylor	2010 LB Takeo Spikes
1975 CB Jimmy Johnson	1992 QB Steve Young	2011 DT Justin Smith

BOBB MCKITTRICK AWARD

This award is given annually to the 49ers offensive lineman who best exemplifies the dedication, excellence and commitment of offensive line coach Bobb McKittrick, a five-time Super Bowl champion.

In 1999, the San Francisco 49ers, under the direction of Bill Walsh, established the Bobb McKittrick Award. The award is meant to honor those offensive linemen who have best represented the courage, intensity and sacrifice displayed by the late McKittrick during his 21 years of service with the 49ers.

“Bobb gave distinguished service to the organization since our renaissance in 1979,” Walsh said. “He was a vital factor in five Super Bowl championships, the evolution of a dynasty and in the production of some of the finest offensive linemen in football. Offensive linemen don’t receive the recognition they so richly deserve. This gives us a venue to honor their sacrifices and achievements.”

A bronze plaque of McKittrick hangs in the 49ers locker room surrounded by the photographs of the McKittrick Award winners.

1981 Keith Fahnhorst	1992 Guy McIntyre	2002 Scott Gragg
1983 John Ayers	1993 Harris Barton	2003 Jeremy Newberry
1984 Randy Cross	1994 Derrick Deese	2004 Kyle Kosier
1985 Fred Quillan	1995 Kirk Scrafford	2005 Jeremy Newberry
1986 Keith Fahnhorst	1996 Jesse Sapolu	2006 Eric Heitmann
1987 Bubba Paris	1997 Ray Brown	2007 Eric Heitmann
1988 Steve Wallace	1998 Chris Dalman	2008 Eric Heitmann
1989 Harris Barton	1999 Ray Brown	2009 David Baas
1990 Guy McIntyre	2000 Jeremy Newberry	2010 David Baas
1991 Jesse Sapolu	2001 Ray Brown	2011 Jonathan Goodwin

ED BLOCK COURAGE AWARD

The Ed Block Courage Award is named after Ed Block, the former head athletic trainer of the Baltimore Colts of 23 years. Block was a pioneer in his profession and a respected humanitarian whose most passionate cause was helping children of abuse. The award is presented in his name each year to the player that exemplified a commitment to sportsmanship and courage. Ed Block Courage Award winners from each of the 32 NFL teams are honored at a banquet in Baltimore, MD. All proceeds from the event benefit the Ed Block Courage Award Foundation’s Courage House National Support Network. Named after the NFL team in a respective NFL city, a Courage House is a facility that provides support and quality care for abused children and their families in that community. The 49ers dedicated their Courage House in October 2003 at the Edgewood House in San Francisco.

1984 DB Ronnie Lott	1994 T Harris Barton	2004 LB Jamie Winborn
1985 LB Keena Turner	1995 DE Dennis Brown	2005 C Jeremy Newberry
1986 QB Joe Montana	1996 FB William Floyd	2006 RB Frank Gore
1987 WR Mike Wilson	1997 C/G Jesse Sapolu	2007 C Eric Heitmann
1988 CB Eric Wright	1998 WR Jerry Rice	2008 LB Manny Lawson
1989 DB Chet Brooks	1999 DT Bryant Young	2009 CB Shawntae Spencer
1990 WR Mike Sherrard	2000 RB Garrison Hearst	2010 DT Justin Smith
1991 DB Dave Waymer	2001 S Lance Shulters	2011 QB Alex Smith
1992 DB Eric Davis	2002 S Tony Parrish	
1993 CB Don Griffin	2003 C Jeremy Newberry	

BILL WALSH AWARD

The Bill Walsh Award was established in 2004 in honor of San Francisco’s Hall of Fame Head Coach Bill Walsh, who passed away in 2007. Walsh served as the team’s head coach for 10 seasons from 1979–88. In that time, he compiled a record of 102–63–1 and led the team to three Super Bowl victories. He was twice named NFL Coach of the Year (1981, 1984) and was later named Coach of the Decade for the 1980s. The award, which is voted on by coaches only, is given to the 49ers Team MVP, honoring his outstanding individual performance.

2004 DE Bryant Young	2006 RB Frank Gore	2008 DE Justin Smith
2005 LB Derek Smith	CB Walt Harris	2009 LB Patrick Willis
K Joe Nedney	2007 CB Nate Clements	2010 RB Frank Gore
	LB Patrick Willis	2011 DT Justin Smith

MATT HAZELTINE AWARD

The Hazeltine Iron Man Award is named after linebacker/center Matt Hazeltine, a 13-year performer who played more seasons at linebacker than any other 49ers player. Known for his durability and dedication, Hazeltine passed away in 1987 from amyotrophic lateral sclerosis (ALS) and Bill Walsh established the award in his honor that year. The award is given annually to the most courageous and inspirational defensive player.

1987 LB Michael Walter	1996 CB Merton Hanks	2005 DE Bryant Young
1988 LB Charles Haley	1997 LB Gary Plummer	2006 LB Brandon Moore
1989 DB Ronnie Lott	1998 S Tim McDonald	2007 LB Jeff Ulbrich
1990 DE Kevin Fagan	1999 DT Bryant Young	2008 LB Takeo Spikes
1991 LB Charles Haley	2000 LB Ken Norton Jr.	2009 NT Aubrayo Franklin
1992 DE Pierce Holt	2001 S Lance Schulters	2010 DT Justin Smith
1993 S Tim McDonald	2002 S John Keith	2011 DT Justin Smith
1994 CB Merton Hanks	2003 LB Derek Smith	
1995 S Tim McDonald	2004 LB Jeff Ulbrich	

GARRY NIVER AWARD

The Garry Niver Award is presented annually by the San Francisco Chapter of the Pro Football Writers of America to a 49ers' player for his cooperation and professional style in helping the pro football writers do their jobs. The award is named after pro football writer, Garry Niver, who was a long-time beat writer who covered the 49ers for the *San Mateo Times*.

1993 C/G Jess Sapolu	2000 S Lance Schulters	2007 RB Frank Gore
1994 S Tim McDonald	2001 QB Jeff Garcia	2008 C Eric Heitmann
1995 QB Steve Young	2002 DT Dana Stubblefield	2009 QB Alex Smith
1996 T Steve Wallace	2003 QB Jeff Garcia	QB Shaun Hill
1997 G Ray Brown	2004 LB Jeff Ulbrich	2010 LB Takeo Spikes
1998 S Tim McDonald	2005 LB Julian Peterson	2011 S Donte Whitner
1999 WR Jerry Rice	2006 DE Bryant Young	

THOMAS HERRION AWARD

49ers owners Denise and John York established the Thomas Herrion Memorial Award in 2005, which is presented each season to a rookie or first-year player that best represents the dream of Thomas Herrion. The award will go to a player, like Thomas, who has taken advantage of every opportunity, turned it into a positive situation and made their dream turn into a reality.

2005 T Thomas Herrion	2008 WR Dominique Zeigler	2010 RB Anthony Dixon
2006 T Harvey Dahl	2009 FB Brit Miller	DT Will Tukuafu
2007 CB Tarell Brown		2011 CB Cory Nelms

TEN-YEAR WALL

All 49ers players whose tenures reached the 10-year mark are recognized in the team's Santa Clara practice facility.

Player	Position	Years
Joe Perry	HB	1948–60, 63
Leo Nomellini	T	1950–63
Y.A. Tittle	QB	1951–60
Billy Wilson	E	1951–60
Bob St. Clair	T	1953–64
Matt Hazeltine	LB	1955–68
Bruce Bosley	C/G	1956–68
John Brodie	QB	1957–73
John Thomas	T	1958–67
Tommy Davis	K	1959–69
Charlie Krueger	DT	1959–73
Roland Lakes	DT	1959–73
Len Rohde	T	1960–74
Jimmy Johnson	HB/DB	1961–76
Dave Wilcox	LB	1964–74
Mel Phillips	DB	1966–76
Frank Nunley	LB	1967–76
Woody Peoples	G	1968–77
Skip Vanderbundt	LB	1968–77
Tommy Hart	DE	1968–77
Cas Banaszek	T	1968–77
Cedrick Hardman	DE	1970–79
Willie Harper	LB	1973–83
Keith Fahnhorst	T	1974–87
John Ayers	G	1976–86
Randy Cross	G/C	1976–88
Ray Wersching	K	1977–87
Fred Quillan	C	1978–87
Dwaine Board	DE	1979–88
Joe Montana	QB	1979–92
Keena Turner	LB	1980–90
Mike Wilson	WR	1981–90
Ronnie Lott	CB	1981–90
Eric Wright	CB	1981–90
Jesse Sapolu	C/G	1983–97
Guy McIntyre	G	1984–93
Mike Walter	LB	1984–93
Jerry Rice	WR	1985–00
John Taylor	WR	1986–95
Steve Wallace	T	1986–96
Steve Young	QB	1987–99
Brent Jones	TE	1987–97
Harris Barton	T	1987–98
Derrick Deese	G/T	1992–03
Bryant Young	DT	1994–07
Jeff Ulbrich	LB	2000–09
Brian Jennings	LS/TE	2000–current

NFL AWARD WINNERS

NFL MOST VALUABLE PLAYER

- 1970 QB John Brodie (AP, NEA, SN, PFW, FN and K.C. Committee of 101)
- 1981 QB Joe Montana (NY Daily News)
- 1982 WR Dwight Clark (SI)
- 1984 QB Joe Montana (Football News)
- 1986 WR Jerry Rice (SI)
- 1987 WR Jerry Rice (PFWA, NEA, SI, FN and FD)
- 1988 RB Roger Craig (NEA and SI)
- 1989 QB Joe Montana (PFWA, AP, NEA, FN and SI)
- 1990 QB Joe Montana (AP), WR Jerry Rice (SI)
- 1992 QB Steve Young (PFWA, AP, NEA, FD and SI)
- 1994 QB Steve Young (PFWA, AP and SI)

NFC MOST VALUABLE PLAYER

- 1989 QB Joe Montana (FM)

NFL PLAYER OF THE YEAR

- 1952 HB Hugh McElhenny (SP)
- 1954 FB Joe Perry (UPI)
- 1955 FB Joe Perry (UPI)
- 1957 QB Y.A. Tittle (UPI)
- 1970 QB John Brodie (AP and FM)
- 1987 WR Jerry Rice (Maxwell Club and SM)
- 1989 QB Joe Montana (SN, FD and Maxwell Club)
- 1990 WR Jerry Rice (SM)
- 1992 QB Steve Young (SN and Maxwell Club)
- 1994 QB Steve Young (SM)

NFC PLAYER OF THE YEAR

- 1970 QB John Brodie (UPI)
- 1994 QB Steve Young (UPI)

NFL OFFENSIVE PLAYER OF THE YEAR

- 1970 QB John Brodie (NEA and PFW)
- 1986 WR Jerry Rice (PFW)
- 1987 WR Jerry Rice (AP, PFW and FD)
- 1988 RB Roger Craig (AP)
- 1989 QB Joe Montana (AP and PFW)
- 1992 QB Steve Young (AP and PFW)
- 1993 WR Jerry Rice (AP)
- 1994 QB Steve Young (AP, PFW and CPFM)

NFC OFFENSIVE PLAYER OF THE YEAR

- 1986 WR Jerry Rice (K.C. Committee 101)
- 1987 WR Jerry Rice (UPI and K.C. Committee 101)
- 1988 RB Roger Craig (UPI and K.C. Committee 101)
- 1989 QB Joe Montana (UPI and K.C. Committee 101)
- 1992 QB Steve Young (UPI, FN and K.C. Committee 101)
- 1994 QB Steve Young (Kansas City Committee 101)

NFL DEFENSIVE PLAYER OF THE YEAR

- 1981 DE Fred Dean (UPI and K.C. Committee 101)
- 1994 CB Deion Sanders (AP and CPFM)
- 1995 FS Merton Hanks (FD)
- 1997 DT Dana Stubblefield (AP, PFW, FD, CPFN, NEA, K.C. Committee 101)

NFC DEFENSIVE PLAYER OF THE YEAR

- 1990 LB Charles Haley (UPI and K.C. Committee 101)
- 1994 CB Deion Sanders (K.C. Committee 101)
- 1997 DT Dana Stubblefield (K.C. Committee 101)

NFL ROOKIE OF THE YEAR

- 1952 HB Hugh McElhenny (UPI)

NFL DEFENSIVE ROOKIE OF THE YEAR

- 1970 CB Bruce Taylor (PFW)
- 1993 DT Dana Stubblefield (AP)
- 1994 DT Bryant Young (UPI)
- 2007 LB Patrick Willis (AP)

NFL MAN OF THE YEAR

- 1989 Edward J. DeBartolo Jr. (FM)

COACH OF THE YEAR

- 1959 Howard (Red) Hickey (DM)
- 1981 Bill Walsh (AP, SN and PFW)
- 1989 George Seifert (FD)
- 1990 George Seifert (SM)
- 1994 George Seifert (SM)
- 2011 Jim Harbaugh (AP, PFW/PFWA, SN, SI and DMN)

EXECUTIVE OF THE YEAR

- 1989 John McVay (SM)
- 1994 Carmen Policy (SN and PFW)
- 2011 Trent Baalke (PFW/PFWA)

SUPER BOWL MOST VALUABLE PLAYER

- 1982 QB Joe Montana (Super Bowl XVI)
- 1985 QB Joe Montana (Super Bowl XIX)
- 1989 WR Jerry Rice (Super Bowl XXIII)
- 1990 QB Joe Montana (Super Bowl XXIV)
- 1994 QB Steve Young (Super Bowl XXIX)

NFL COMEBACK PLAYER OF THE YEAR

- 1999 DT Bryant Young (AP)
- 2001 RB Garrison Hearst (AP and PFWA)

NFL MOST IMPROVED PLAYER

- 2000 QB Jeff Garcia (PFW)

MOST CARING ATHLETE

- 2000 DT Bryant Young (USA Today)
- DT Junior Bryant (USA Today)

AP – Associated Press, CPNW – College and Pro Football Newsweekly, DMN – Dallas Morning News, DN – Detroit News, DP – Detroit Press, FD – Football Digest, FI – NFL Films, FN – Football News, K.C. Committee 101 – Kansas City Committee 101, PFD – Pro Football Digest, PFW – Pro Football Weekly, SI – Sports Illustrated, SN – Sporting News, UPI – United Press International

49ERS PLAYERS OF THE MONTH

OFFENSE	DEFENSE	SPECIAL TEAMS	OFFENSE	DEFENSE	SPECIAL TEAMS
1986 Jerry Rice WR (Nov.)			1995	Ken Norton LB (Oct.)	
1988	Charles Haley LB (Oct.)		1997	Dana Stubblefield DT (Nov.)	
1989 Joe Montana QB (Nov.)			1998 Steve Young QB (Sept.)		
1990	Charles Haley LB (Oct.)		2001 Jeff Garcia QB (Nov.)		
1991 Steve Young QB (Oct.)			2006	Walt Harris CB (Nov.)	
1992 Steve Young QB (Oct.)	Tim Harris LB (Dec.)		2007	Patrick Willis LB (Oct.)*	
1993 Steve Young QB (Nov.)	Eric Davis CB (Oct.)			Patrick Willis LB (Dec.)*	
1994 Steve Young QB (Nov.)			2011	Aldon Smith LB (Oct.)*	David Akers (Dec.)
Steve Young QB (Dec.)				Aldon Smith LB (Dec.)*	
			2012	Aldon Smith LB (Nov.)	

* NFL Defensive Rookie of the Month

49ERS PLAYERS OF THE WEEK

OFFENSE

1984 Joe Montana QB (week 8)
 1985 Roger Craig RB (week 2)
 Joe Montana QB (week 5)
 Jerry Rice WR (week 14)
 1986 Joe Montana QB (week 10)
 Jerry Rice WR (week 11)
 Roger Craig RB (week 15)
 Jerry Rice WR (week 11)
 Joe Montana QB (week 12)
 1988 Roger Craig RB (week 2)
 Joe Montana QB (week 4)
 Roger Craig RB (week 7)
 Jerry Rice WR (week 13)
 1989 Joe Montana QB (week 3)
 John Taylor WR (week 14)
 1990 Joe Montana QB (week 2)
 Jerry Rice WR (week 3)
 Joe Montana QB (week 6)
 Jerry Rice WR (week 6)
 1991 Steve Bono QB (week 14)
 John Taylor WR (week 15)
 1992 Jerry Rice WR (week 7)
 Jerry Rice WR (week 13)
 Amp Lee RB (week 15)
 1993 Jerry Rice WR (week 11)
 1994 Jerry Rice WR (week 1)
 Jerry Rice WR (week 12)
 1995 Elvis Grbac QB (week 12)
 Jerry Rice WR (week 16)
 1996
 1997 Garrison Hearst RB (week 5)
 1998 Garrison Hearst RB (week 1)
 1999
 2000 Charlie Garner RB (week 4)
 Terrell Owens WR (week 16)
 2001 Jeff Garcia QB (week 9)
 Garrison Hearst RB (week 11)
 2002
 2003 Terry Jackson RB (week 1)
 Jeff Garcia QB (week 14)
 2004 Tim Rattay QB (week 5)
 2005
 2006 Frank Gore RB (week 5)
 Frank Gore RB (week 11)
 Frank Gore RB (week 12)
 2007 Shaun Hill QB (week 11)
 2008 Frank Gore RB (week 2)
 Frank Gore RB (week 14)
 2011
 2012 Alex Smith QB (week 8)

DEFENSE

Dwight Hicks S (week 16)
 Ronnie Lott S (week 4)
 Ronnie Lott S (week 8)
 Michael Carter NT (week 1)
 Michael Walter LB (week 2)
 Eric Wright CB (week 15)
 Pierce Holt DE (week 12)
 Charles Haley LB (week 5)
 Merton Hanks S (week 12)
 Deion Sanders CB (week 4)
 Merton Hanks S (week 6)
 Merton Hanks S (week 11)
 Merton Hanks S (week 3)
 Ken Norton LB (week 8)
 Merton Hanks S (week 11)
 Tim McDonald S (week 13)
 Bryant Young DT (week 6)
 Chris Doleman DE (week 9)
 Roy Barker DE (week 10)
 Chris Doleman DE (week 12)
 Rod Woodson CB (week 3)
 Dana Stubblefield DT (week 10)
 Dana Stubblefield DT (week 11)
 Roy Barker DE (week 8)
 Bryant Young DT (week 14)
 Andre Carter LB (week 17)
 Jamie Winborn LB (week 1)
 Ronnie Heard S (week 8)
 Julian Peterson LB (week 10)
 Tony Parrish S (week 14)
 Ahmed Plummer CB (week 5)
 Tony Parrish S (week 16)
 Bryant Young DE (week 1)
 Brandon Moore LB (week 9)
 Walt Harris CB (week 17)
 Patrick Willis LB (week 5)
 Patrick Willis LB (week 4)
 Aldon Smith LB (week 11)

SPECIAL TEAMS

Dexter Carter KR (week 5)
 Doug Brien K (week 3)
 Dexter Carter KR/PR (week 10)
 Jeff Wilkins K (week 12)
 Jeff Wilkins K (week 10)
 Jose Cortez K (week 1)
 Jimmy Williams KR/PR (week 13)
 Cedric Wilson KR (week 9)
 Joe Nedney K (week 8)
 Ted Ginn Jr. WR (week 1)
 Andy Lee P (week 15)
 David Akers K (week 16)
 David Akers K (week 17)
 Andy Lee P (week 7)

EDWARD J. DeBARTOLO SR. 49ERS HALL OF FAME

The San Francisco 49ers are arguably one of the most fabled sports franchises in history. With the multitude of memories that the team's history holds, a place to honor and capture these tremendous times and legendary figures only seems appropriate.

During the 2009 offseason, the San Francisco 49ers and the York family proudly introduced the creation of the Edward J. DeBartolo Sr. 49ers Hall of Fame, named in honor of the beloved patriarch of the storied franchise. The 49ers Hall of Fame was established to recognize players, administrators and coaches who have made exceptional contributions to the organization.

A week after the creation of the new 49ers Hall of Fame, team President & CEO Jed York announced the name of its inaugural inductee, his uncle, Edward J. DeBartolo Jr., known as "Mr. D" to most close to the 49ers family. He was then officially inducted during halftime of the team's home opener versus the Seattle Seahawks on September 20, 2009.

Being inducted into the 49ers Hall of Fame is no easy task, and the selection process reflects the level of honor which it bestows. As a prerequisite for induction, all 49ers Hall of Fame candidates must have displayed one or more of the following qualifications: outstanding production and performance on the field, key contributions to the team's success, and/or the embodiment of the spirit and essence of the San Francisco 49ers.

JOHN BRODIE

Quarterback, 1957–73

49ers Hall of Fame Inductee: 2009

Holds the team record with 17 years of service. Ranks second in team history with 31,548 passing yards and third with 214 touchdown passes. Guided the 49ers to back-to-back NFC Championship games in 1970 and 1971. Was named NFL Most Valuable Player in 1970. Born August 14, 1935 in San Francisco, CA.




DWIGHT CLARK

Wide Receiver, 1979–87

49ers Hall of Fame Inductee: 2009

Finished with 506 receptions for 6,750 yards and 48 touchdowns. Ranks fourth on 49ers all-time receptions list and third in receiving yards. Two-time Pro Bowler (1981, 1982) and first-team All-Pro in 1982 and 1983. Born January 8, 1957 in Kinston, NC.



ROGER CRAIG

Running Back, 1983–90

49ers Hall of Fame Inductee: 2011

A member of three Super Bowl Championship teams, Craig ranks third in franchise history with 7,064 rushing yards and first in career rushing attempts (1,686). He also ranks third in franchise history in receptions (508) and total touchdowns (66). Craig became the first running back in NFL history to register 1,000 rushing yards and 1,000 receiving yards in a single season (1,050 rushing yards and 1,016 receiving yards in 1985). He was also selected to the Pro Bowl four times. Born July 10, 1960 in Davenport, IA.



A number of players and coaches have already been recognized in various ways throughout the years for their contributions to the game of professional football and the 49ers organization. Accordingly, the franchise has automatically enshrined members of the 49ers family who have either had their jersey numbers already retired by the organization or have been selected to the Pro Football Hall of Fame in Canton, Ohio. These players include: John Brodie, Dwight Clark, Fred Dean, Jimmy Johnson, John Henry Johnson, Charlie Krueger, Ronnie Lott, Hugh McElhenny, Joe Montana, Leo Nomellini, Joe Perry, Bob St. Clair, Y.A. Tittle, Bill Walsh, Dave Wilcox and Steve Young.

During Alumni Weekend on October 11, 2009 against the Atlanta Falcons, the 49ers honored the automatic enshrinement of the above players during halftime of the game.

Members of the 49ers Hall of Fame were recognized at Candlestick Park, in a special display highlighted by plaques designed in each inductee's likeness.

In years to come, the 49ers organization will look to enshrine at least two members each season. A selection committee comprised of internal and external members will present ownership with an annual list of candidates. Once that list has been approved, the 49ers are welcoming their Faithful to help select each year's induction class via the team's official website, www.49ers.com.


FRED DEAN

Defensive End, 1981–85

49ers Hall of Fame Inductee: 2009

Pro Football Hall of Fame Inductee: 2008

One of the first true pass-rushers in the game, Dean's revolutionary play made an immediate impact upon joining the 49ers in a 1981 mid-season trade. Went on to help 49ers win Super Bowl XVI and Super Bowl XIX. Recorded 93.5 sacks in career, including 40 sacks in five seasons with 49ers to rank 7th on team's all-time list. Posted career-high 17.5 sacks in 1983. Was a four-time Pro Bowler (1979–81, 83) and All-Pro (1979–81, 83). Earned UPI's NFC Defensive Player of the Year (1981). Born February 24, 1952 in Arcadia, LA.




EDWARD J. DeBARTOLO JR.

Owner, 1977–2000

49ers Hall of Fame Inductee: 2009

Widely regarded as one of the most successful owners in the history of pro sports after taking over the 49ers in 1977. In 23 years at the helm, guided 49ers to a 22–11 postseason record and 13 division titles as San Francisco became first franchise in NFL history to win five Super Bowl Championships (1981, '84, '88, '89 and '94). The 49ers reached the playoffs on 16 occasions during DeBartolo's final 18 seasons as owner, posting a 207–72–1 regular season record. Born November 6, 1946 in Youngstown, OH.



JIMMY JOHNSON

Cornerback, 1961–76

49ers Hall of Fame Inductee: 2009

Pro Football Hall of Fame Inductee: 1994

Starter on both offense and defense at UCLA. Began 49ers career as a defensive back, moved to offense, then stayed at DB in his third season.

Intercepted 47 passes for 615 yards, including five his rookie year. As a receiver in 1962 he caught 34 passes for 627 yards and four touchdowns. Recognized as one of the best man-to-man defenders in NFL history. Played in five Pro Bowls and twice won the prestigious Len Eshmont Award selected by his teammates for inspirational play. Born March 31, 1938 in Dallas, TX.



EDWARD J. DeBARTOLO SR. 49ERS HALL OF FAME (CONT.)

JOHN HENRY JOHNSON

Fullback, 1954–56

49ers Hall of Fame Inductee: 2009

Pro Football Hall of Fame Inductee: 1987



Was a member of what's been noted as the finest backfield in NFL history. The foursome known as "The Million Dollar Backfield" and "The Fabulous

Foursome" included three other Hall of Famers—QB Y.A. Tittle and RBs Joe Perry and Hugh McElhenny. Gained 6,803 yards rushing, including 48 touchdowns. Also played for the Detroit Lions (1957–59), Pittsburgh Steelers (1960–65) and Houston Oilers (1966). Attended St. Mary's College and Arizona State University. Born November 24, 1929 in Waterproof, LA.



CHARLIE KRUEGER

Defensive Tackle, 1959–73

49ers Hall of Fame Inductee: 2009

Two-time Pro Bowl defensive tackle (1960, 1964). Received All-Pro recognition in 1960, 1965 and 1966. Had jersey retired in 1974.



RONNIE LOTT

Defensive Back 1981–90


49ers Hall of Fame Inductee: 2009

Pro Football Hall of Fame Inductee: 2000



Known as one of the most ferocious and feared players in NFL history. Played in 10 Pro Bowls and won four Super Bowl Championships.

Earned All-Pro honors at three different positions: cornerback, free safety and strong safety. Registered 1,161 career tackles, including five seasons with at least 100 tackles. Ranks tied for 6th in NFL history with 63 interceptions. Led the league in interceptions in 1986 and 1991 and returned five interceptions for touchdowns. Tied for the NFL record for postseason interceptions with nine. Named to the 75th Anniversary All-Time team, 1980's All-Decade team and Super Bowl Silver Anniversary team. Born May 8, 1959 in Albuquerque, NM.



HUGH McELHENNY

Halfback, 1952–60


49ers Hall of Fame Inductee: 2009

Pro Football Hall of Fame Inductee: 1970



One of only three players to gain over 11,000 yards carrying the ball. Scored 60 career touchdowns, 38 rushing, including a 42-yard

touchdown run on his first pro play in preseason. In 1952 McElhenny had the longest punt return (94) and longest play from scrimmage (89). Scored two touchdowns in first Pro Bowl after his rookie year. Also played for Minnesota Vikings (1961–62), New York Giants (1963) and Detroit Lions (1964). Played college football at University of Washington. Born December 31, 1928 in Los Angeles, CA.




JOE MONTANA

Quarterback, 1979–92

49ers Hall of Fame Inductee: 2009

Pro Football Hall of Fame Inductee: 2000

Solidified his place in pro sports annals with numerous NFL records and a legendary reputation as a leader. Finished his career with 40,551 yards passing and 273 touchdowns. Ranks second in team history with a 92.3 career passer rating and 62.3 completion percentage. Led league in passing in 1987 and '89. Won back-to-back NFL MVP awards in 1989 and '90. Named *Sports Illustrated* Sportsman-of-the-Year in 1990. Named Super Bowl MVP three times. Directed team to the playoffs 12 times and boasts a 95.6 passer rating in 23 postseason games. Holds NFL postseason record for touchdowns (45), while ranking second in 300-yard passing games (6), completions (460), attempts (734) and yards gained (5,772). Born June 11, 1956 in New Eagle, PA.



LEO NOMELLINI

Defensive Tackle, 1950–63

49ers Hall of Fame Inductee: 2009

Pro Football Hall of Fame Inductee: 1969

Was the first ever draft choice after the 49ers joined the NFL. Played every 49ers game for 14 seasons. Altogether, he played in 174 consecutive regular season games, including 10 trips to the Pro Bowl, and played in 266 contests. "The Lion" became one of the few to be named to an All-NFL team on both offense and defense. Retired at age 39. Played college ball at the University of Minnesota. Born June 19, 1924 in Lucca, Italy.




R.C. OWENS

Wide Receiver, 1957–61

49ers Hall of Fame Inductee: 2011

An eight-year NFL veteran, R.C. "Alley Oop" Owens spent his first five seasons as a member of the 49ers, totaling 177 receptions for 2,939 yards and 20 touchdowns with San Francisco. His most productive year came in 1961 when he started all 14 games, caught 55 passes for 1,032 yards and scored five touchdowns. A former college basketball star, Owens transferred his skills over to the football field and was notorious for out-leaping defensive backs for high arching passes from QB Y.A. Tittle. Thus, the origin of the term "Alley Oop" was created, and later became more well-known from its use in basketball. A free agent in 1962, Owens went on to play with the Baltimore Colts and New York Giants, before retiring following the 1964 season. After his playing career ended, Owens spent more than two decades working for the 49ers. In that time, he held various positions for the team, including Director of Training Camp and Director of Alumni Relations.



EDWARD J. DeBARTOLO SR. 49ERS HALL OF FAME (CONT.)

JOE PERRY

Fullback, 1948–60, '63

49ers Hall of Fame Inductee: 2009

Pro Football Hall of Fame Inductee: 1969

Was first player in NFL history to gain 1,000 yards in two consecutive seasons. His 9,723 rushing yards placed him second only to Jim Brown when he retired. Finished career with 12,505 combined yards. Nicknamed "The Jet" because of his quick starts. Also played for the Baltimore Colts (1961–62). Attended Compton Junior College. Born January 22, 1927 in Stevens, AR.



JERRY RICE

Wide Receiver, 1985–2000

49ers Hall of Fame: 2010

Pro Football Hall of Fame: 2010

Considered the best wide receiver in NFL history, Rice holds 14 regular season records and 10 postseason records. Among them, he is the all-time leader in career receptions (1,549), receiving yards (22,895) and touchdown receptions (197). Rice, a 10-time All-Pro was selected to 13 Pro Bowls and won three Super Bowl championships with the 49ers (1988, '89, '94). He was twice named AP NFL Offensive Player of the Year ('87, '93). Rice played his first 16 seasons in San Francisco, where he holds nearly every 49ers receiving record. Born October 13, 1962 in Starkville, MI.



BOB ST. CLAIR

Tackle, 1953–64

49ers Hall of Fame Inductee: 2009

Pro Football Hall of Fame Inductee: 1990

Exceptional offensive lineman. Also played goal line defense and blocked 10 field goals in 1956.

Once lost five teeth when blocking a punt. Earned All-NFL honors three times and made five Pro Bowl appearances. Attended University of San Francisco and Tulsa. Born February 18, 1931 in San Francisco, CA.



Y.A. TITTLE

Quarterback, 1951–60

49ers Hall of Fame Inductee: 2009

Pro Football Hall of Fame Inductee: 1971

Had 17 years of NFL experience, finishing his career with 33,070 passing yards and 281 touchdowns (39 rushing). Won NFL Most Valuable Player Award in 1961 and '63. Threw 33 touchdown passes and a career-high 3,224 yards in 1962. In '63 he threw 36 touchdowns, completing 60.2 percent of his passes. Also played for the Baltimore Colts (1948–50) and the New York Giants (1961–64). Played college ball at Louisiana State University. Born October 24, 1926 in Marshall, TX.



BILL WALSH

Head Coach, 1979–88

49ers Hall of Fame Inductee: 2009

Pro Football Hall of Fame Inductee: 1993

Led "The Team of the '80s" to three Super Bowl titles (XVI, XIX, XXIII) in 10 years. Compiled a .617 winning percentage with a 102–63–1 mark that included 10 wins in 14 postseason games. Notorious for his reputation of being an outstanding offensive coach, Walsh developed what is now known as the "West Coast Offense." Named NFL Coach of the Year in 1981 and '84. Attended San Jose State. Born November 30, 1931 in Los Angeles, CA.



DAVE WILCOX

Linebacker, 1964–74

49ers Hall of Fame Inductee: 2009

Pro Football Hall of Fame Inductee: 2000

Nicknamed "The Intimidator" by coaches and teammates for his tough, hard-nosed playing style. Considered to be one of the finest outside linebackers to ever play the game. Earned seven Pro Bowl nominations and was a seven-time All-Pro selection. Was selected by his teammates as the Len Eshmont Award winner as the team's most inspirational and courageous player in 1967. Had his best season as a professional in 1973, recording 104 tackles, 13 for loss, two interceptions, four forced fumbles and one fumble recovery. Born September 29, 1942 in Eugene, OR.



STEVE YOUNG

Quarterback, 1987–99

49ers Hall of Fame Inductee: 2009

Pro Football Hall of Fame Inductee: 2005

One of the greatest quarterbacks in NFL history, standing as the most accurate passer in league history with a 96.8 quarterback rating. Dominating arm strength and mobility yielded 232 regular season touchdown tosses and 4,239 rushing yards during his years at Tampa Bay (1985–86) and San Francisco (1987–99). Recorded 28, 300-yard passing games during his prolific career. His 43 rushing touchdowns are the most by a quarterback in NFL history. Was a two-time NFL Most Valuable Player (1992 & 1994) and Super Bowl XXIX MVP. Earned 7 consecutive Pro Bowl nominations (1992–98) and was All-Pro (1992–94). His six touchdown passes in Super Bowl XXIX victory over San Diego stands as a Super Bowl record. Born October 11, 1961 in Salt Lake City, UT.



49ERS IN PRO FOOTBALL HALL OF FAME

POS	PLAYER	YEARS ON 49ERS	YEAR INDUCTED
DE	Fred Dean	1981–85	2008
DE	Richard Dent	1994	2011
LB	Chris Doleman	1996–98	2012
WR	Bob Hayes	1975	2009
LB	Rickey Jackson	1994–95	2010
CB	Jimmy Johnson	1961–76	1994
FB	John Henry Johnson	1954–56	1987
DB	Ronnie Lott	1981–90	2000
HB	Hugh McElhenny	1952–60	1970
QB	Joe Montana	1979–92	2000
DT	Leo Nomellini	1950–63	1969

POS	PLAYER	YEARS ON 49ERS	YEAR INDUCTED
FB	Joe Perry	1946–60, '63	1969
WR	Jerry Rice	1985–2000	2010
CB	Deion Sanders	1994	2011
RB	O.J. Simpson	1978–79	1985
T	Bob St. Clair	1953–63	1990
QB	Y.A. Tittle	1951–60	1971
Coach	Bill Walsh	1979–88	1993
LB	Dave Wilcox	1964–74	2000
S	Rod Woodson	1997	2009
QB	Steve Young	1987–99	2005

49ERS RETIRED JERSEYS



QB Steve Young—Played for the 49ers from 1987–1999 standing as the most accurate passer in league history with a 96.8 quarterback rating...Totaled 221 regular season touchdown passes and 3,581 rushing yards with the 49ers....His 43 rushing touchdowns are the most by a quarterback in NFL history...Was a two–time NFL Most Valuable Player (1992 & 1994) and Super Bowl XXIX MVP...Earned seven consecutive Pro Bowl nods (1992–98) and was All–Pro (1992–94). Inducted into Pro Football Hall of Fame in 2005...Had jersey retired in 2008.



QB John Brodie—Played for 49ers from 1957–73...Holds the team record with 17 years of service...Ranks second in team history with 31,548 passing yards and third with 214 touchdown passes...Guided the 49ers to back–to–back NFC Championship games in 1970 and 1971...Was named NFL Most Valuable Player in 1970...Had jersey retired in 1973.



QB Joe Montana—Played for the 49ers from 1979–92...Led San Francisco to four Super Bowl Championships (1981, 1984, 1988, 1989)...Holds team records with 35,124 passing yards and 244 touchdown passes...Selected to eight Pro Bowls, including seven with the 49ers...Named NFL Most Valuable Player four times (1981, 1984, 1989, 1990) and Super Bowl MVP three times (XVI, XIX, XXIV)...Had jersey retired in 1997...Inducted into Pro Football Hall of Fame in 2000.



RB Joe Perry—Played 14 years in two stints for 49ers from 1948–60 and 1963...Finished career as team's all–time leading rusher with 7,344 yards...Scored 351 points, including team–record 50 rushing touchdowns, during career...Led team in rushing eight seasons, including seven consecutive (1949–55)...Named NFL Player–of–the–Year by UPI in 1954 and 1955...Inducted into Pro Football Hall of Fame in 1969...Had jersey retired in 1971.



DB Jimmy Johnson—Played for 49ers from 1961–76...Holds team record with 212 games played during career...Finished with 47 interceptions to rank second in team history...Selected to five Pro Bowls and named Len Eshmont Award winner twice...Played wide receiver in second season before becoming full–time defensive back in 1963...Named first–team All–Pro four times (1969, 1970, 1971, 1972)...Had jersey retired in 1977...Inducted into Pro Football Hall of Fame in 1994.



RB Hugh McElhenny—Played for 49ers from 1952–60...Rushed for 4,288 yards on 877 carries and 35 touchdowns for San Francisco...Inducted into Pro Football Hall of Fame in 1970...Was named NFL Player of the Year and NFL Rookie of the Year in 1952...Selected to five Pro Bowls...Led team in rushing in 1956 and 1957...Inducted into Pro Football Hall of Fame in 1970...Had jersey retired in 1971.



S Ronnie Lott—Played for 49ers from 1981–90...Played in 10 Pro Bowls and won four Super Bowl titles...Earned All–Pro honors at three different positions—cornerback, free safety and strong safety...Registered 1,161 career tackles, including five seasons with 100–plus tackles...Ranks fifth in NFL history with 63 career interceptions...Holds NFL postseason record with nine interceptions in career...Inducted into Pro Football Hall of Fame in 2000...Had jersey retired in 2003.



DT Charlie Krueger—Played for 49ers from 1959–73...Two–time Pro Bowl defensive tackle (1960, 1964)...Received All–Pro recognition in 1960, 1965 and 1966...Had jersey retired in 1974.



T Leo Nomellini—Played for 49ers from 1950–63...Did not miss game during 14–year career, playing in 174 consecutive regular season games...Selected to 10 Pro Bowls...Was first–ever NFL draft choice by 49ers...Was first–team All–Pro six times and second–team choice three times...Inducted into Pro Football Hall of Fame in 1969...Had jersey retired in 1971.



T Bob St. Clair—Played for 49ers from 1953–63...Exceptional offensive lineman...Also played goal line defense and blocked 10 field goals in 1956...One of tallest players in team history at 6–9...Named to Pro Bowl five times...Earned All–NFL honors three times in career...Local product, attended University of San Francisco and Polytechnic High in San Francisco...Inducted into Pro Football Hall of Fame in 1990...Had jersey retired in 2001.



WR Jerry Rice—Played for 49ers from 1985–2000...Holds 14 regular season records and 10 postseason records...Among them, he is the all–time leader in career receptions (1,549), receiving yards (22,895) and touchdown receptions (197)...A 10–time All–Pro, was selected to 13 Pro Bowls and won three Super Bowl championships with the 49ers (1988, '89, '94)...Twice named AP NFL Offensive Player of the Year ('87, '93)...Played his first 16 seasons in San Francisco, where he holds nearly every 49ers receiving record...Had jersey retired in 2010.



WR Dwight Clark—Played for 49ers from 1979–87...Finished with 506 receptions for 6,750 yards and 48 touchdowns...Ranks fourth on 49ers all–time receptions list and third in receiving yards...Two–time Pro Bowler (1981, 1982) and first–team All–Pro in 1982 and 1983...Had jersey retired in 1988.

PRO BOWL 49ERS

1950 (JAN. 14, 1951)

Frank Albert, QB
Visco Grgich, G
Leo Nomellini, T
Norm Standlee, FB
John Strzykalski, HB

1951 (JAN. 12, 1952)

Jim Cason, HB
Ray Collins, T
Leo Nomellini, T
* Gordy Soltau, E

1952 (JAN. 10, 1953)

Ed Henke, E
* Bill Johnson, C
Hugh McElhenny, HB
Leo Nomellini, T
Joe Perry, FB
Gordy Soltau, E

1953 (JAN. 17, 1954)

* Bill Johnson, C
Hugh McElhenny, HB
Art Milchalik, G
* Leo Nomellini, T
* Joe Perry, FB
* Gordy Soltau, E
Y.A. Tittle, QB

1954 (JAN. 16, 1955)

* Bruno Banducci, G
Al Carapella, T
Jim Cason, HB
* John Henry Johnson, HB
* Joe Perry, FB
* Y.A. Tittle, QB
*+ Billy Wilson, E

1955 (JAN. 15, 1956)

Dick Moegle, HB
Bob Toneff, T
* Billy Wilson, E

1956 (JAN. 13, 1957)

* Hugh McElhenny, HB
Leo Nomellini, T
* Bob St. Clair, T
* Billy Wilson, E

1957 (JAN. 12, 1958)

Marv Matuszak, LB
*+ Hugh McElhenny, HB
Leo Nomellini, T
* Y.A. Tittle, QB
* Billy Wilson, E

1958 (JAN. 11, 1959)

Hugh McElhenny, HB
Jerry Mertens, HB
Leo Nomellini, T
* Bob St. Clair, T
* Billy Wilson, E

1959 (JAN. 17, 1960)

Dave Baker, HB
Leo Nomellini, T
* Bob St. Clair, T
* J.D. Smith, FB
Billy Wilson, E
Abe Woodson, DHB

1960 (JAN. 15, 1961)

* Bruce Bosley, G
Charlie Krueger, DT
Leo Nomellini, T
* Bob St. Clair, T
Abe Woodson, DHB

1961 (JAN. 14, 1962)

* Ted Connolly, G
* Eddie Dove, DHB
Leo Nomellini, T
* Bob St. Clair, T
* Abe Woodson, DHB

1962 (JAN. 13, 1963)

* Tommy Davis, K
Matt Hazeltine, LB
* J.D. Smith, FB
* Abe Woodson, DHB

1963 (JAN. 12, 1964)

* Tommy Davis, K
Abe Woodson, DHB

1964 (JAN. 10, 1965)

Matt Hazeltine, LB
Charlie Krueger, DT
Dave Parks, E

1965 (JAN. 16, 1966)

* Bruce Bosley, C
* John Brodie, QB
John David Crow, HB
* Dave Parks, E
* Walt Rock, T
* Ken Willard, FB

1966 (JAN. 22, 1967)

Bruce Bosley, C
* Howard Mudd, G
* Dave Parks, E
Walt Rock, T
John Thomas, T
Dave Wilcox, LB
Ken Willard, FB

1967 (JAN. 21, 1968)

Bruce Bosley, C
Howard Mudd, G

1968 (JAN. 19, 1969)

* Kermit Alexander, CB
* Clifton McNeil, E
* Howard Mudd, G
Dave Wilcox, LB
* Ken Willard, FB

1969 (JAN. 18, 1970)

Elmer Collett, G
Jimmy Johnson, CB
Gene Washington, WR
* Dave Wilcox, LB
Ken Willard, FB

1970 (JAN. 24, 1971)

* John Brodie, QB
* Jimmy Johnson, CB
Len Rohde, T
* Gene Washington, WR
Dave Wilcox, LB

1971 (JAN. 23, 1972)

* Forrest Blue, C
* Cedrick Hardman, DE
* Jimmy Johnson, CB
* Ted Kwalick, TE
Bruce Taylor, CB
* Gene Washington, WR
Vic Washington, RB
* Dave Wilcox, LB

1972 (JAN. 21, 1973)

* Forrest Blue, C
* Jimmy Johnson, CB
* Ted Kwalick, TE
Woody Peoples, G
* Gene Washington, WR
* Dave Wilcox, LB

1973 (JAN. 20, 1974)

* Forrest Blue, C
* Ted Kwalick, TE
Woody Peoples, G
* Dave Wilcox, LB
* Tom Wittum, P

1974 (JAN. 20, 1975)

Forrest Blue, C
Jimmy Johnson, CB
* Tom Wittum, P

1975 (JAN. 26, 1976)

* Cedrick Hardman, DE

1976 (JAN. 17, 1977)

* Cleveland Elam, DT
* Tommy Hart, DE
Dave Washington, LB
Delvin Williams, RB

1977 (JAN. 23, 1978)

* Cleveland Elam, DT

1978 (JAN. 29, 1979)

None

1979 (JAN. 27, 1980)

None

1980 (FEB. 1, 1981)

None

1981 (JAN. 31, 1982)

Dwight Clark, WR
* Randy Cross, G
Fred Dean, DE
Dwight Hicks, S
* Ronnie Lott, CB
* Joe Montana, QB

1982 (FEB. 6, 1983)

* Dwight Clark, WR
* Randy Cross, G
Dwight Hicks, S
Ronnie Lott, CB

1983 (JAN. 29, 1984)

Fred Dean, DE
Dwight Hicks, S
* Ronnie Lott, CB
Joe Montana, QB
49ers Coaching Staff

1984 (JAN. 27, 1985)

* Randy Cross, G
Keith Fahnhorst, T
* Dwight Hicks, S
Ronnie Lott, CB
* Joe Montana, QB
* Fred Quillan, C
Keena Turner, LB
Wendell Tyler, RB
Carlton Williamson, S
Eric Wright, CB

1985 (FEB. 2, 1986)

Michael Carter, NT
* Roger Craig, FB
*# Joe Montana, QB
Fred Quillan, C
* Carlton Williamson, S
*# Eric Wright, CB

1986 (FEB. 1, 1987)

* Ronnie Lott, S
* Jerry Rice, WR

1987 (FEB. 7, 1988)

* Michael Carter, NT
Roger Craig, RB
* Ronnie Lott, S
* Joe Montana, QB
* Jerry Rice, WR

1988 (JAN. 29, 1989)

Michael Carter, NT
* Roger Craig, RB
Charles Haley, LB-DE
* Ronnie Lott, S
* Jerry Rice, WR
John Taylor, WR

1989 (FEB. 4, 1990)

Roger Craig, RB
* Ronnie Lott, S
Guy McIntyre, G
* Joe Montana, QB
* Jerry Rice, WR
John Taylor, WR

1990 (FEB. 3, 1991)

* Charles Haley, LB-DE
* Ronnie Lott, S
Guy McIntyre, G
*# Joe Montana, QB
* Jerry Rice, WR
49ers Coaching Staff

1991 (FEB. 2, 1992)

Charles Haley, LB-DE
* Guy McIntyre, G
* Jerry Rice, WR

1992 (FEB. 7, 1993)

* Pierce Holt, DL
Brent Jones, TE
* Guy McIntyre, G
* Jerry Rice, WR
Steve Wallace, T
Ricky Watters, RB
* Steve Young, QB
49ers Coaching Staff

1993 (FEB. 6, 1994)

* Harris Barton, T
Brent Jones, TE
* Tim McDonald, SS
Guy McIntyre, G
* Jerry Rice, WR
Jesse Sapolu, C
Ricky Watters, RB
Steve Young, QB
49ers Coaching Staff

1994 (FEB. 5, 1995)

* Merton Hanks, FS
* Brent Jones, TE
Tim McDonald, SS
Bart Oates, C
* Jerry Rice, WR
* Deion Sanders, CB
Jesse Sapolu, G
Dana Stubblefield, DT
Ricky Watters, RB
* Steve Young, QB

1995 (FEB. 4, 1996)

* Eric Davis, CB
* Merton Hanks, FS
Brent Jones, TE
Tim McDonald, SS
Ken Norton Jr., LB
Bart Oates, C
* Jerry Rice, WR
Dana Stubblefield, DT

1996 (FEB. 2, 1997)

* Lee Woodall, LB
Steve Young, QB
* Merton Hanks, FS
* Jerry Rice, WR
* Bryant Young, DT
Steve Young, QB

1997 (FEB. 1, 1998)

Chris Doleman, DE
Kevin Gogan, G
* Merton Hanks, FS
Ken Norton, Jr., LB
* Dana Stubblefield, DT
Lee Woodall, LB
Steve Young, QB

1998 (FEB. 7, 1999)

Garrison Hearst, RB
* Kevin Gogan, G
Jerry Rice, WR
* Steve Young, QB
Winfred Tubbs, LB

1999 (FEB. 6, 2000)

* Lance Schulters, S
Bryant Young, DT

2000 (FEB. 4, 2001)

Jeff Garcia, QB
Charlie Garner, RB
Terrell Owens, WR

2001 (FEB. 9, 2002)

Ray Brown, G
Jeff Garcia, QB
Garrison Hearst, RB
Jeremy Newberry, C
* Terrell Owens, WR
Bryant Young, DT

2002 (FEB. 2, 2003)

Jeff Garcia, QB
Jeremy Newberry, C
* Terrell Owens, WR
Julian Peterson, LB
* Ron Stone, G
Bryant Young, DT

2003 (FEB. 8, 2004)

* Fred Beasley, FB
Terrell Owens, WR
Julian Peterson, LB

2004 (FEB. 13, 2005)

Brian Jennings,
need player

2005 (FEB. 12, 2006)

None

2006 (FEB. 10, 2007)

* Frank Gore, RB
* Larry Allen, G
Walt Harris, CB

2007 (FEB. 10, 2008)

Patrick Willis, LB
* Andy Lee, P

2008 (FEB. 8, 2009)

* Patrick Willis, LB

2009 (JAN. 31, 2010)

* Vernon Davis, TE
* Andy Lee, P
*# Patrick Willis, LB
Frank Gore, RB
Justin Smith, DT

2010 (JAN. 30, 2011)

* Patrick Willis, LB
Justin Smith, DT

2011 (JAN. 29, 2012)

* David Akers, K
Dashon Goldson, S
Frank Gore, RB
* Brian Jennings, LS
* Andy Lee, P
* Carlos Rogers, CB
* Justin Smith, DT
* Joe Staley, T
* Patrick Willis, LB

2012 (JAN. 27, 2013)

NaVorro Bowman, LB
Frank Gore, RB
* Dashon Goldson, S
* Mike Iupati, G
* Aldon Smith, LB
* Justin Smith, DT
* Joe Staley, T
* Donte Whitner, S
* Patrick Willis

ALL-PRO 49ERS

- 1946** — Alyn Beals E (First Team UPI, AAFC), Bruno Banducci G (First Team UPI, NYN, AAFC), Frank Albert QB (First Team NYN), Norm Standlee F (Second Team UPI, NYN, AAFC), Garland Gregory G (Second Team NYN)
- 1947** — Bruno Banducci G (First Team AP, NYN, CO, AAFC), Bob Bryant T (First Team CB), Alyn Beals E (Second Team CB, AAFC), John Woudenberg T (Second Team AP, AAFC), John Strykalski H (Second Team AAFC), Norm Standlee F (Second Team AAFC), Garland Gregory G (Second Team CB)
- 1948** — Alyn Beals E (First Team UPI, NYN, AAFC), John Strykalski H (First Team UPI, NYN, AAFC), John Woudenberg T (First Team NYN), Riley Matheson G (Second Team NYN, AAFC), Frank Albert QB (First Team SN, SP, NYN), Bruno Banducci G (Honorable Mention AP, SN)
- 1949** — Alyn Beals E (First Team UPI, NYN, IN, AAFC) Visco Grgich G (First Team UPI, NYN, AAFC), Joe Perry B (First Team UPI, NYN, AAFC), Frank Albert QB (First Team AAFC), John Woudenberg T (Honorable Mention UPI), Bruno Banducci G (Honorable Mention UPI), Bill Johnson C (Honorable Mention UPI), Jim Cason H (First Team IN), Jim Strykalski H (Honorable Mention UPI)
- 1950** — John Strykalski H (Second Team AP), Visco Grgich G (Honorable Mention AP, UPI), Frank Albert QB (Honorable Mention AP), Joe Perry F (Honorable Mention AP)
- 1951** — Leo Nomellini T (First Team AP) Gordy Soltau E (Second Team UPI), Bruno Banducci G (Second Team AP, UPI), Joe Perry F (Honorable Mention AP)
- 1952** — *1 Hugh McElhenny HB (First Team AP, UPI, NYN), Leo Nomellini T (First Team AP, UPI, NYN), Gordy Soltau E (First Team AP, UPI, NYN), Bob Toneff T (Second Team AP, UPI, NYN), Bruno Banducci G (First Team NYN), Bill Johnson C (Second Team AP, NYN), Joe Perry RB (Honorable Mention AP, UPI), Ed Henke DE (Second Team UPI, NYN), Visco Grgich G (Honorable Mention UPI), Hardy Brown LB (Second Team NYN), Lowell Wagner DB (Second Team NYN), Jim Cason DB (Honorable Mention AP)
- 1953** — Bruno Banducci G (First Team UPI), Hugh McElhenny HB (First Team AP, UPI, NYN), Leo Nomellini DT (First Team AP, UPI, NYN, PFD), Joe Perry FB (First Team AP, UPI, NYN, PFD), Gordy Soltau E (Second Team UPI), Bob St. Clair T (Second Team UPI), Bill Johnson C (Second Team UPI), Y.A. Tittle QB (Honorable Mention AP), Charlie Powell DE (Honorable Mention), Art Michalik G (Second Team NYN), Hardy Brown LB (Honorable Mention AP, UPI)
- 1954** — Bruno Banducci G (First Team AP, UPI, SN, NYN), Leo Nomellini DT (First Team AP, UPI, NYN), Joe Perry FB (First Team AP, UPI, SN, PFD), Billy Wilson E (Second Team AP, UPI, NYN), Bob St. Clair T (Second Team AP, UPI, NYN), Bill Johnson C (First Team NYN), Hugh McElhenny RB (Second Team AP, UPI, SN), John Henry Johnson RB (Second Team UPI, NYN), Bob Toneff DT (Honorable Mention UPI)
- 1955** — Bob St. Clair T (First Team UPI, NEA), Bob Toneff DT (First Team AP, SN, NYN), Billy Wilson E (First Team UPI, NEA, SN, NYN), Bill Johnson C (Second Team NEA), Joe Perry RB (Honorable Mention AP), Hardy Brown LB (Honorable Mention AP), Rex Berry DB (Second Team NEA)
- 1956** — Bob St. Clair T (First Team NEA), Billy Wilson E (Second Team AP, UPI, NEA), Hugh McElhenny RB (Second Team AP, UPI, NEA, NYN)
- 1957** — Marv Matuszak LB (First Team AP, UPI, NEA), Leo Nomellini DT (First Team AP, UPI), *2 Y.A. Tittle QB (First Team AP, UPI, NYN), Billy Wilson E (First Team AP, UPI, NEA, NYN), Dickey Moegle DB (First Team NYN), Clyde Conner E (Second Team NYN), Hugh McElhenny RB (Second Team AP, NEA)
- 1958** — Billy Wilson E (Second Team NEA, NYN, FW), Bob St. Clair T (Second Team AP, NEA, FW), Dickey Moegle DB (Second Team FW)
- 1959** — Leo Nomellini DT (First Team AP, UPI, NEA, NYN, HE, DN), J.D. Smith RB (First Team UPI, DN), Abe Woodson CB (First Team AP, UPI), Billy Wilson E (Second Team NEA), Bob St. Clair T (Honorable Mention UPI), Bruce Bosley G (Second Team AP), Matt Hazeltine LB (Honorable Mention UPI), Dave Baker S (Honorable Mention UPI), Ed Dove S (Honorable Mention UPI)
- 1960** — Abe Woodson CB (First Team AP, NYN), R.C. Owens E (Second Team AP), Bob St. Clair T (First Team NEA), Bruce Bosley G (Second Team UPI, NEA, NYN), Charlie Krueger DE (Second Team AP), Leo Nomellini DT (Second Team AP, NYN), Matt Hazeltine LB (Honorable Mention UPI), Dave Baker S (Second Team AP, UPI, NEA, NYN, DN)
- 1961** — Abe Woodson CB (First Team NYN), Bob St. Clair T (Second Team NEA), Bruce Bosley G (Second Team NEA), Leo Nomellini DT (Second Team NEA), Ed Dove S (Second Team UPI), Hugh McElhenny RB (Honorable Mention NEA), J.D. Smith RB (Honorable Mention NEA), Dave Baker S (Honorable Mention NEA)
- 1962** — Abe Woodson CB (First Team NEA, FN), Bob St. Clair T (Second Team AP), Leo Nomellini DT (Second Team UPI), Matt Hazeltine LB (Second Team AP, UPI, NEA), J.D. Smith RB (Honorable Mention UPI)
- 1963** — Abe Woodson CB (First Team NEA), Bob St. Clair T (Second Team NEA), Matt Hazeltine LB (Honorable Mention AP, NEA)
- 1964** — Matt Hazeltine LB (First Team CBS), Jimmy Johnson CB (Second Team NEA)
- 1965** — Dave Parks SE (First Team AP, NEA, UPI, NYN, FN, DN), John Brodie QB (First Team FN, NEA), Bernie Casey E (Honorable Mention UPI), Len Rohde T (Honorable Mention UPI), John Thomas T (Honorable Mention UPI), Ken Willard RB (Second Team AP, UPI, NEA), Clark Miller DE (Honorable Mention UPI), Charlie Krueger DT (Second Team AP), Matt Hazeltine LB (Honorable Mention UPI), Jimmy Johnson CB (Second Team AP, NEA)
- 1966** — Dave Parks SE (First Team NEA, DN), John Thomas G (First Team AP, NEA), Bernie Casey E (Honorable Mention UPI), Howard Mudd G (Honorable Mention UPI), Bruce Bosley C (Second Team NYN, NEA), Ken Willard RB (Honorable Mention UPI), Charlie Krueger DT (Honorable Mention UPI), Dave Wilcox LB (Second Team UPI, NEA), Jimmy Johnson CB (Second Team AP, UPI)
- 1967** — Howard Mudd G (First Team NEA), Dave Wilcox LB (First Team NEA)
- 1968** — Clifton McNeil WR (First Team AP, PWA, NEA, UPI, NYN, FN, DN), Howard Mudd G (First Team AP, NEA, UPI, PF, NYN, FN, DN), Cas Banaszek T (Second Team FN), Ken Willard RB (Second Team UPI), Kermit Alexander CB (Second Team UPI, NYN, FN), Jimmy Johnson CB (Second Team NEA)
- 1969** — Jimmy Johnson CB (First Team NEA), Len Rohde T (Second Team NEA), Dave Wilcox LB (Second Team UPI, NEA, SI)
- 1970** — *3 John Brodie QB (First Team AP, NEA, PFWA, FN, PFW), Jimmy Johnson CB (First Team AP, NEA, PFWA, SI, PFW), Gene Washington WR (First Team AP, NEA, PFWA, FN, SI, PFW, DN), Dave Wilcox OLB (First Team NEA, Second Team UPI)
- 1971** — Forrest Blue C (First Team AP, PFWA, FN, SI), Cedrick Hardman DE (First Team SI), Jimmy Johnson CB (First Team AP, NEA, PFWA, FN, SI, DN), Ted Kwalick TE (Second Team PFWA, NEA, FN), Gene Washington WR (Second Team PFWA, NEA, FN), Dave Wilcox OLB (First Team AP, NEA, PFWA), Bruce Taylor CB (Second Team FN)
- 1972** — Forrest Blue C (First Team AP, PFWA, FN, SI, DN), Jimmy Johnson CB (First Team AP, NEA, PFWA, SI), Ted Kwalick TE (First Team AP, NEA, FN, DZ), Gene Washington (First Team AP, PFWA, DN), Dave Wilcox OLB (First Team AP, NEA, PFWA, SI), Cedrick Hardman DE (Second Team FN)
- 1973** — Forrest Blue C (First Team AP, PFWA), Dave Wilcox OLB (First Team NEA, PFWA, FN), Ted Kwalick TE (First Team NYN)
- 1974** — Forrest Blue C (Second Team FN)
- 1975** — Cedrick Hardman DE (Second Team NEA)
- 1976** — Tommy Hart DE (First Team NEA, PFWA, FN), Cleveland Elam DT (Second Team NEA)
- 1977** — Cleveland Elam DT (First Team AP, NEA, PFWA, SI, NYN, CPW)
- 1978** — None
- 1979** — None
- 1980** — Randy Cross G (Second Team NEA)
- 1981** — Randy Cross G (First Team NEA, PFWA, FD), *4 Fred Dean DE (First Team AP, PFWA, SN, FD), Dwight Hicks S (First Team FD), Ronnie Lott CB (First Team AP, NEA, PFWA, SN, FD, SI), *5 Joe Montana QB (Second Team AP, NEA, FD), Jack Reynolds LB (Second Team FD), Ray Wersching K (Honorable Mention SI)
- 1982** — *6 Dwight Clark WR (First Team AP, NEA, PFWA, FW, FD, SI), Keena Turner LB (Second Team NEA), Ronnie Lott CB (First Team FD)
- 1983** — Keith Fahnhorst T (First Team NEA, CPNW, SI, USA), Ronnie Lott CB (First Team PFWA, FD), Joe Montana QB (Second Team NEA, CPNW), Fred Dean (First Team FI), Dwight Hicks FS (Second Team CPNW)
- 1984** — Randy Cross G (Second Team AP, NEA, FD), Keith Fahnhorst T (First Team AP, NEA, PFWA, CPNW, SI, USA), *7 Joe Montana, QB (Second Team AP, NEA, CPNW, FD), Eric Wright, CB (Second Team AP), Fred Quinlan C (Second Team CPNW), Ronnie Lott CB (Second Team FD), Keena Turner LB (Second Team CPNW), Dwight Hicks FS (Second Team CPNW)
- 1985** — Michael Carter NT (Second Team AP, CPNW), Roger Craig FB (First Team CPNW), Randy Cross G (First Team NEA), Keith Fahnhorst T (Second Team NEA), Keena Turner LB (Second Team NEA), Eric Wright CB (First Team AP, NEA, SN, CPNW, FD, SI), Joe Montana QB (Second Team CPNW), Carlton Williamson SS (Second Team CPNW).
- 1986** — Michael Carter NT (First Team NEA, USA), Randy Cross G (Second Team AP, NEA), Ronnie Lott S (First Team AP, NEA, PFWA, CPNW, FD, FI, USA), *8 Jerry Rice WR (First Team AP, NEA, PFWA, SN, CPNW, FD, SI, FI, USA).
- 1987** — Michael Carter NT (First Team AP, NEA, PFWA, SN, CPNW, FD, FI), Ronnie Lott S (First Team AP, PFWA, SN, CPNW, FD, USA), Joe Montana QB (First Team AP, PFWA, FD, SI, FI, USA), *9 Jerry Rice WR (First Team AP, NEA, PFWA, SN, CPNW, FD, SI, FI, USA), Don Griffin CB (First Team CPNW), Jeff Fuller SS (Second Team CPNW)

ALL-PRO 49ERS (CONT.)

- 1988** — Michael Carter NT (First Team NEA, CPNW), *10 Roger Craig RB (First Team AP, PFWA, NEA, SN, CPNW, FD, SI, FI, USA), Ronnie Lott S (First Team NEA), *11 Jerry Rice WR (First Team AP, PFWA, SN, FD, USA), *12 John Taylor WR (First Team PFWA, SN, CPNW, FI), Harris Barton T (Honorable Mention AP), Randy Cross C (Honorable Mention AP), Joe Montana QB (Honorable Mention AP), Charles Haley OLB (First Team FI), Tim McKyer CB (First Team CPNW, USA)
- 1989** — Mike Cofer K (First Team AP, NEA, CPNW, FD), Ronnie Lott S (First Team AP, PFWA, SI, USA), *13 Joe Montana QB (First Team AP, PFWA, NEA, SN, CPNW, SI, FD, FI, USA), Jerry Rice WR (First Team AP, PFWA, NEA, SN, CPNW, SI, FD, FI, USA), John Taylor (Second Team AP – Kick Returner), Guy McIntyre G (First Team CPNW, FD), Michael Walter ILB (Second Team NEA)
- 1990** — *14 Charles Haley LB–DE (First Team AP, NEA, PFWA, SI, FD, FI, NA, USA), Ronnie Lott S (First Team AP, NEA, PFWA, SI, FD, USA), *15 Joe Montana QB (First Team AP, NEA), *16 Jerry Rice WR (First Team AP, NEA, PFWA, CPNW, SI, SN, FD, FI, NA, USA), Brent Jones TE (Honorable Mention AP), Steve Wallace T (Honorable Mention AP), Guy McIntyre G (Second Team CPNW), Harris Barton T (Second Team NA), Jesse Sapolu C (Honorable Mention AP), Kevin Fagan DE (First Team NA), Pierce Holt DE (Second Team NA), Michael Carter NT (Honorable Mention AP), Matt Millen LB (Honorable Mention AP)
- 1991** — Jerry Rice WR (First Team SN), Harris Barton T (First Team SI), Steve Wallace T (Second Team CPNW), Guy McIntyre G (Honorable Mention AP), Michael Carter NT (Honorable Mention AP), John Taylor KR (Honorable Mention AP)
- 1992** — Harris Barton T (First Team AP, PFWA, SI, FD, USA), Pierce Holt DE (Second Team NEA, AP), Brent Jones TE (First Team NEA, CPNW), Guy McIntyre G (First Team CPNW, FI, USA), Jerry Rice WR (First Team AP, NEA, PFWA, CP, SI, SN, FD, FI, USA), Steve Wallace T (First Team PFWA, CPNW), *17 Steve Young (First Team AP, NEA, PFWA, CPNW, SI, SN, FD, FI), Ricky Watters RB (Honorable Mention AP), Michael Carter DT (Honorable Mention AP), Jesse Sapolu C (Honorable Mention AP), Roy Foster G (First Team USA), George Seifert Coach (Second Team CPNW)
- 1993** — Harris Barton T (First Team AP, PFWA, SN, CPNW, USA), Brent Jones TE (First Team USA), Tim McDonald S (First Team CPNW, FD), *18 Jerry Rice WR (First Team AP, PFWA, SN, CPNW, SI, FD, FI, USA), Steve Young QB (First Team AP, PFWA, CPNW, FD, FI), Steve Wallace T (First Team FD), Guy McIntyre G (First Team FD, FI), Jesse Sapolu C (Honorable Mention AP), Dana Stubblefield DT (Honorable Mention AP), Merton Hanks FS (First Team SI)
- 1994** — Merton Hanks FS (First Team SN, CPNW, USA, SI, FD, USA), Brent Jones TE (Second Team AP), Jerry Rice WR (First Team AP, PFWA, SN, CPNW, SI, FD, FI, USA), Deion Sanders CB (First Team AP, PFWA, CPNW, SN, SI, FD, FI, USA), *19 Steve Young QB (First Team AP, PFWA, SN, CPNW, SI, FD, FI, USA), Dana Stubblefield DT (First Team FI, USA), Ken Norton Jr. MLB (Honorable Mention AP), Steve Wallace T (Honorable Mention AP), Jesse Sapolu G (Honorable Mention AP), Bart Oates C (Honorable Mention AP), Tim McDonald SS (Second Team FD)
- 1995** — Merton Hanks FS (First Team AP, PFWA, SN, CPNW, FD, FI, USA, SI), Ken Norton Jr. LB (First Team AP, PFWA, CPNW, FD, FI), Eric Davis CB (First Team AP, PFWA, CPNW), Jerry Rice WR (First Team AP, PFWA, SN, CPNW, FD, FI, USA, SI), Brent Jones TE (Honorable Mention AP), Harris Barton T (Honorable Mention AP), Jesse Sapolu G (Honorable Mention AP), Tim McDonald SS (Second Team AP, CPNW, FD), Kirk Scrafford G (Honorable Mention AP), Bart Oates C (Honorable Mention AP), Steve Young QB (Second Team AP), Dana Stubblefield DT (First Team CPNW, FI), Bryant Young DT (Honorable Mention AP), Gary Plummer LB (Honorable Mention AP), Lee Woodall LB (Second Team CPNW, FD)
- 1996** — Jerry Rice WR (First Team AP, CPNW, PFWA, SN, FD, FI, USA), Jesse Sapolu C (Second Team CPNW), Roy Barker DE (Honorable Mention AP), Bryant Young DT (First Team AP, PFWA, SN, CPNW, FD, SI, FI, USA), Dana Stubblefield DT (Second Team CPNW), Ken Norton Jr. MLB (First Team SI), Marquez Pope CB (Honorable Mention AP), Merton Hanks FS (First Team AP, USA, CPNW), Tim McDonald SS (Honorable Mention AP), Jeff Wilkins K (Honorable Mention AP)
- 1997** — *20 Dana Stubblefield DT (First Team AP, SI, PFWA, PFW, FI, CPNW, SN, SI, FD), Merton Hanks FS (First Team CPNW, FD), Chris Doleman DE (Second Team CPNW), Bryant Young DT (Second Team CPNW), Steve Young QB (Second Team CPNW, FD), Kevin Gogan G (First Team FI)
- 1998** — Kevin Gogan G (First Team CPFW), Merton Hanks FS (First Team USA), Garrison Hearst RB (Second Team CPFW, FN), Terrell Owens WR (Second Team FN), Bryant Young DT (First Team SN), Steve Young QB (First Team SN)
- 1999** — Bryant Young DT (Second Team AP, CPFN, FD)
- 2000** — Terrell Owens WR (First Team AP), Ray Brown G (Second Team CPNW)
- 2001** — Terrell Owens WR (First Team AP, PFW, FD, CPNW, SN), Ray Brown G (Second Team AP, FD, CPNW), Scott Gragg T (Second Team FD), Bryant Young DT (First Team CPNW, Second Team AP, FD)
- 2002** — Fred Beasley FB (First Team SI, FD, Second Team AP), Derrick Deese T (First Team SI, Second Team FD), Jeremy Newberry C (First Team PFW), Terrell Owens WR (First Team AP, SI, PFW, FD, SN), Tony Parrish S (First Team SI, FD), Julian Peterson LB (First Team CPNW, Second Team AP, FD), Ron Stone G (First Team PFW, FD)
- 2003** — Fred Beasley FB (First Team FD, Second Team AP), Tony Parrish S (First Team PFW, Second Team AP), Julian Peterson LB (First Team AP, SI, PFW, FD, SN), Ron Stone G (Second Team FD)
- 2004** — None
- 2005** — None
- 2006** — *Frank Gore RB (Second Team AP, First Team USA, All–NFC PFWA), Walt Harris CB (All–NFC PFWA)
- 2007** — *Patrick Willis LB (First Team AP, SN, SI, PFWA, All–Rookie PFWA), Andy Lee P (First Team AP, PFWA), Michael Robinson RB (First Team SI – special teams)
- 2008** — Patrick Willis LB (Second Team AP)
- 2009** — *Patrick Willis LB (First Team AP, SN, SI, PFWA, PFW), Andy Lee P (Second Team AP)
- 2010** — Patrick Willis LB (First Team AP)
- 2011** — David Akers K (First Team AP, SI, DMN), NaVorro Bowman LB (First Team AP), Andy Lee P (First Team AP, SI, DMN, SN, PFW/PFWA), Carlos Rogers CB (Second Team AP), Justin Smith DT (First Team AP @ DT, Second Team AP @ DE, SI, DMN, PFW/PFWA), Joe Staley T (Second Team AP), Patrick Willis LB (First Team AP, SN, PFW/PFWA)
- 2012** — NaVorro Bowman LB (First Team AP), Ahmad Brooks LB (Second Team AP, SI), Anthony Davis T (SI), Dashon Goldson S (First Team AP, SI), Mike Iupati G (First Team AP, SI, PFW/PFWA), Andy Lee P (First Team AP, PFW/PFWA), Aldon Smith LB (First Team AP, PFW/PFWA), Justin Smith DT (Second Team AP @ DT and DE), Joe Staley T (Second Team AP), Patrick Willis LB (First Team AP, PFW/PFWA)
- *1 (1952) McElhenny was named UPI “Rookie of the Year” and Sport Magazine’s “Player of the Year.”
- *2 (1957) Tittle was named UPI’s “Player of the Year.”
- *3 (1970) Brodie was consensus NFL “Player of the Year” and consensus NFL “Offensive Player of the Year.”
- *4 (1981) Dean was named NFLPA’s NFL “Defensive Lineman of the Year.”
- *5 (1981) Montana was named MVP of Super Bowl XVI.
- *6 (1982) Clark was named Sports Illustrated’s NFL “Player of the Year.”
- *7 (1984) Montana was named MVP of Super Bowl XIX.
- *8 (1986) Rice was named Sports Illustrated’s NFL “Player of the Year.” He was also named NFL “Offensive Player of the Year.”
- *9 (1987) Rice was consensus NFL “Player of the Year” and consensus NFL “Offensive Player of the Year.”
- *10 (1988) Craig was named UPI NFC “Offensive Player of the Year,” AP’s NFL “Offensive Player of the Year,” and Sports Illustrated’s NFL “Player of the Year.”
- *11 (1988) Rice was named MVP of Super Bowl XXIII.
- *12 (1988) Taylor was named NFLPA’s NFC “Special Teams Player of the Year.”
- *13 (1989) Montana was named MVP of Super Bowl XXIV, consensus NFL “Player of the Year,” and consensus NFL “Offensive Player of the Year.”
- *14 (1990) Haley was named UPI NFC “Defensive Player of the Year.”
- *15 (1990) Montana was named AP’s NFL MVP, and Male Athlete of the Year. He was also named “Sportsman of the Year” by Sports Illustrated.
- *16 (1990) Rice was named Sports Illustrated’s NFL “Player of the Year.”
- *17 (1992) Young was consensus NFL “Player of the Year” and consensus NFL “Offensive Player of the Year.”
- *18 (1993) Rice was AP’s “Offensive Player of the Year” and NEA’s “Offensive Player of the Year.”
- *19 (1994) Young was consensus NFL “Player of the Year.”
- *20 (1997) Stubblefield was NFL “Defensive Player of the Year.”
- *21 (2006) Gore was named PFWA’s “Most Improved Player.”
- *22 (2007) Willis was named AP’s and PFWA’s “Defensive Rookie of the Year.”
- *23 (2009) Willis was named “Linebacker of the Year” by the NFL Alumni.

AAFC – All–America Football Conference, AP – Associated Press, CBS – CBS–TV, CO – Coaches All Pro Team, CPNW – College and Pro Football Newsweekly, CPFN – College and Pro Football Weekly, DMN – Dallas Morning News, DN – Detroit News, DP – Detroit Press, FD – Football Digest, FI – NFL Films, FN – Football News, FW – Pro News Football Weekly, HE – Hearst All–Pro, HF – Pro Football Hall of Fame, IN – International News Service, NA – The National, NEA – Newspaper Enterprise Association, NYN – New York News, PFD – Pro Football Digest, PFI – Pro Football Illustrated, PFW – Pro Football Weekly, PFWA – Pro Football Writers, SI – Sports Illustrated, SN – Sporting News, SP – Sport Magazine, UPI – United Press International, USA – USA Today

49ERS IN FREE AGENCY

PLAN B

(1989-92)

FREE AGENTS SIGNED

— 1989 —

PLAYER	TEAM	DATE
WR Mike Sherrard	Dal.	3/30/89
G Terry Tausch	Min.	2/28/89
RB Spencer Tillman	Hou.	3/27/89
TE Jamie Williams	Hou.	3/14/89

— 1990 —

S Greg Cox	NYG	3/29/90
DT Fred Smerlas	Buf.	3/28/90
S Dave Waymer	NO	2/20/90

FREE AGENTS LOST

— 1989 —

PLAYER	TEAM	DATE
S Greg Cox	NYG	3/16/89
TE Ron Heller	Atl.	3/8/89

— 1990 —

WR Terry Greer	Det.	3/31/90
----------------	------	---------

FREE AGENTS SIGNED

— 1991 —

PLAYER	TEAM	DATE
S Todd Bowles	Was.	4/1/91
G Roy Foster	Mia.	3/25/91
LB Darin Jordan	LAR	4/1/91
S Dave Whitmore	NYG	3/13/91

— 1992 —

S Thane Gash	Cle.	3/10/92
RB Marc Logan	Mia.	4/1/92
C/G Ralph Tamm	Cin.	3/31/92
WR Odessa Turner	NYG	4/1/92

FREE AGENTS LOST

— 1991 —

PLAYER	TEAM	DATE
RB Roger Craig	LAR	4/1/91
S Ronnie Lott	LAR	3/25/91
LB Matt Millen	Was.	4/1/91

— 1992 —

WR Sanjay Beach	GB	3/31/92
T Scott Bowles	NE	3/27/92
WR Tony Hargain	KC	4/1/92
DE Greg Joelson	SD	3/31/92
T Frank Pollack	Den.	3/20/92
RB Spencer Tillman	Hou.	4/1/92
S Dave Waymer	LAR	4/1/92

UNRESTRICTED FREE AGENCY

(1993-10)

UNRESTRICTED FREE AGENTS SIGNED

LOST

— 1993 —

PLAYER	TEAM	DATE
S Tim McDonald	Arz.	4/7/93

— 1994 —

CB Toi Cook	NO	8/22/94
DE Richard Dent	Chi.	6/9/94
LB Rickey Jackson	NO	8/2/94
DE Charles Mann	Was.	9/15/94
WR Ed McCaffrey	NYG	7/25/94
LB Ken Norton Jr.	Dal.	4/20/94
C Bart Oates	NYG	7/15/94
LB Gary Plummer	SD	3/24/94
CB Deion Sanders	Atl.	9/15/94

— 1995 —

DE Oliver Barnett	Buf.	3/10/95
CB Marquez Pope	StL	4/10/95
T Kirk Scrafford	Den.	3/22/95

— 1996 —

DE Roy Barker	Min.	2/28/96
G Ray Brown	Was.	2/25/96
S Curtis Buckley (RFA)	TB	2/21/96
TE Adrian Cooper	Min.	4/2/96
DE Chris Doleman	Atl.	3/14/96
C/LB Randy Kirk	Arz.	3/25/96
FB Tommy Vardell	Bal.	3/20/96

UNRESTRICTED FREE AGENTS

— 1993 —

PLAYER	TEAM	DATE
DE Tim Harris	Phi.	4/21/93
DE Pierce Holt	Atl.	3/17/93
WR Mike Sherrard	NYG	4/2/93

— 1994 —

CB Don Griffin	Cle.	4/19/94
TE Wesley Walls	NO	4/27/94
TE Jamie Williams	LAR	5/2/94

— 1995 —

RB Dexter Carter	NYJ	3/1/95
DT Rhett Hall	Phi.	3/9/95
DE Charles Mann	Was.	5/24/95
WR Ed McCaffrey	Den.	3/7/95
QB Bill Musgrave	Den.	3/7/95
CB Deion Sanders	Dal.	9/9/95
RB Ricky Watters	Phi.	3/18/95

— 1996 —

CB Toi Cook	Den.	4/12/96
CB Eric Davis	Car.	2/19/96

UNRESTRICTED FREE AGENTS SIGNED

LOST

— 1997 —

PLAYER	TEAM	DATE
G Kevin Gogan	Oak.	2/24/97
LB Kevin Greene	Car.	8/26/97
RB Garrison Hearst	Cin.	3/7/97
LB Jim Schwantz (RFA)	Dal.	4/14/97
CB Darnell Walker	Atl.	3/24/97
CB Rod Woodson	Pit.	7/17/97
K Gary Anderson	Phi.	6/11/97

— 1998 —

QB Ty Detmer	Phi.	3/12/98
DT Shane Bonham	Det.	4/21/98
CB Antonio Langham	Bal.	3/9/98
LB Winfred Tubbs	NO	2/18/98
TE Irv Smith	NO	2/26/98
DE Gabe Wilkins	GB	2/26/98

— 1999 —

QB Jeff Garcia	Calgary	2/16/99
RB Charlie Garner	Phi.	7/19/99
RB Travis Jervey	GB	3/22/99
DE Marvin Washington	Den.	4/1/99
FB Tommy Vardell	Det.	4/23/99
CB Mark McMillian	KC	6/8/99
QB Steve Stenstrom	Chi.	7/1/99

— 2000 —

QB Rick Mirer	NYJ	6/13/00
---------------	-----	---------

UNRESTRICTED FREE AGENTS

— 1997 —

PLAYER	TEAM	DATE
QB Elvis Grbac	KC	3/17/97
CB Steve Israel	NE	3/24/97
RB Anthony Lynn	Den.	2/25/97
LB Anthony Peterson	Chi.	3/7/97
WR Nate Singleton	Phi.	4/4/97
K Jeff Wilkins	StL	3/3/97

— 1998 —

S Brett Maxie	Car.	2/13/98
FB William Floyd	Car.	3/9/98
WR Justin Armour	Den.	2/20/98
G Rod Milstead	Was.	3/3/98
K Gary Anderson	Min.	2/23/98
DT Dana Stubblefield	Was.	2/23/98
DE Marvin Was.	Den.	3/2/98
LB Kevin Mitchell	NO	2/20/98
CB Tyrone Drakeford	NO	2/20/98

— 1999 —

CB Marquez Pope	Cle.	3/3/99
RB Terry Kirby	Cle.	3/5/99

— 2000 —

LB Anthony Peterson	NYJ	5/11/00
---------------------	-----	---------

UNRESTRICTED FREE AGENCY (CONT.)

T Matt Willig STL 6/7/00
T Scott Gragg NYG 7/19/00

UNRESTRICTED FREE AGENTS SIGNED LOST

— 2001 —

PLAYER	TEAM	DATE
LB Derek Smith	Was	3/23/01
DT Dana Stubblefield	Was.	4/25/01

— 2002 —

S Tony Parrish	Chi.	4/4/02
DE Sean Moran	StL	4/4/02
G Ron Stone	NYG	4/12/02
DT Jim Flanigan	GB	6/13/02

— 2003 —

TE Jed Weaver	Mia.	3/14/03
DT Travis Kirschke	Det.	4/3/03
DT Ross Kolodziej	NYG	4/7/03
CB Fred Weary	Atl.	6/18/03
DE Chidi Ahanotu	Buf.	8/21/03

— 2004 —

T/G Scott Rehberg	Cin.	4/12/04
T/G Greg Randall	Hou.	4/20/04

— 2005 —

T Jonas Jennings	Buf.	3/3/05
K Joe Nedney	Ten.	3/10/05
DE Marques Douglas	Bal.	4/7/05
WR Johnnie Morton	KC	6/21/05

— 2006 —

PLAYER	TEAM	DATE
WR Antonio Bryant	Cle.	3/13/06
WR Bryan Gilmore	Mia.	3/14/06
CB Walt Harris	Was.	3/15/06
G Larry Allen	Dal.	3/24/06
LB T.J. Slaughter	NO	4/17/06
S Chad Williams	Bal.	5/3/06
P Tom Rouen	Sea.	6/29/06

— 2007 —

CB Nate Clements	Buf.	3/2/07
S Michael Lewis	Phi.	3/2/07
DT Aubrayo Franklin	Bal.	3/3/07
WR Ashley Lelie	Atl.	3/5/07

LB Reggie Givens Was. 4/13/00
CB Wasswa Serwanga KC 4/21/00

UNRESTRICTED FREE AGENTS

— 2001 —

LB Jason Kyle	Car.	3/6/01
DE Anthony Pleasant	NE	3/22/01
G Phil Ostrowski	Den.	4/6/01
RB Charlie Garner	Oak.	4/16/01
LB Artie Ulmer	Atl.	4/16/01
K Wade Richey	SD	4/18/01
DT Brentson Buckner	Car.	4/21/01
CB Monty Montgomery	Phi.	5/15/01

— 2002 —

LB Terry Killens	Den.	3/22/02
QB Rick Mirer	Oak.	3/23/02
S Lance Schulters	Ten.	4/11/02

— 2003 —

DE Chike Okefor	Sea.	4/4/03
LB Quincy Stewart	Den.	4/2/03
TE Justin Swift	Hou.	6/2/03
C Ben Lynch	Hou.	8/5/03

— 2004 —

CB Jason Webster	Atl.	3/5/04
DT Travis Kirschke	Pit.	3/11/04
WR Tai Streets	Det.	3/11/04
TE Jed Weaver	Den.	3/19/04
P Bill LaFleur	SD	6/4/04

— 2005 —

WR Cedrick Wilson	Pit.	3/9/05
FS Ronnie Heard	Atl.	3/18/05
K Todd Peterson	Atl.	3/7/05
CB Jimmy Williams	NO	4/19/05
T Kyle Kosier	Det.	4/21/05

— 2006 —

PLAYER	TEAM	DATE
LB Andre Carter	Was.	3/14/06
LB Julian Peterson	Sea.	3/27/06
FB Fred Beasley	Mia.	3/27/06

— 2007 —

TE Eric Johnson	NO	3/8/07
DT Anthony Adams	Chi.	3/25/07
S Mike Adams	Cle.	4/2/07

LB Tully Banta-Cain NE 3/6/07
LB Colby Bockwoldt Ten. 3/19/07

UNRESTRICTED FREE AGENTS SIGNED LOST

— 2008 —

WR Bryant Johnson	Arz.	3/17/08
QB J.T. O'Sullivan	Det.	2/29/08
DE Justin Smith	Cin.	3/1/08
LB Dontarrious Thomas	Min.	3/3/08

— 2009 —

DE Demetric Evans	Was.	3/10/09
WR Brandon Jones	Ten.	2/28/09
FB Moran Norris	Det.	3/2/09
T Marvel Smith	Pit.	3/30/09
CB Dré Bly	Den.	5/21/09

— 2010 —

QB David Carr	NYG	3/15/10
CB William James	Det.	5/11/10
LB Travis Laboy	Ari.	4/26/10
CB Karl Paymah	Min.	3/17/10

— 2011 —

K David Akers	Phi.	7/30/11
FB Jack Corcoran	Ten.	7/30/11
LB Antwan Applewhite	SD	7/31/11
LB Larry Grant	StL	7/31/11
CB Carlos Rogers	Was.	8/3/11
C Jonathan Goodwin	NO	8/3/11
LB Blake Costanzo	Cle.	8/3/11
WR Braylon Edwards	NYJ	8/4/11
S Donte Whitner	Buf.	8/4/11
QB Josh McCown	Car.	8/17/11
TE Justin Peelle	Atl.	9/13/11

— 2012 —

RB Rock Cartwright	Oak.	3/16/12
WR Mario Manningham	NYG	3/22/12
QB Josh Johnson	TB	3/22/12

UNRESTRICTED FREE AGENTS

— 2008 —

DE Marques Douglas	TB	3/18/08
WR Bryan Gilmore	Sea.	7/25/08
RB Maurice Hicks	Min.	3/4/08
T Kwame Harris	Oak.	3/5/08
G Justin Smiley	Mia.	2/29/08

— 2009 —

WR Bryant Johnson	Det.	3/2/09
DT Ronald Fields	Den.	3/2/09
QB J.T. O'Sullivan	Cin.	3/5/09
TE Sean Ryan	KC	4/21/09
CB Donald Strickland	NYJ	3/25/09
TE Billy Bajema	StL	3/31/09
T Damane Duckett	NE	3/23/09

— 2010 —

WR Arnaz Battle	Pit.	3/8/10
CB Marcus Hudson	Car.	3/15/10
T Tony Pashos	Clev.	3/7/10
CB Walt Harris	Bal.	6/24/10
CB Dre Bly	Det.	7/2/10

— 2011 —

LB Takeo Spikes	SD	7/29/11
LB Travis LaBoy	SD	7/29/11
C David Baas	NYG	7/30/11
NT Aubrayo Franklin	NO	8/2/11
K Jeff Reed	Sea.	8/3/11
LB Manny Lawson	Cin.	8/3/11

— 2012 —

WR Joshua Morgan	Was.	3/13/12
LB Blake Costanzo	Chi.	3/13/12
G Adam Snyder	Arz.	3/14/12
S Reggie Smith	Car.	4/4/12
S Madieu Williams	Was.	4/10/12
G Chilo Rachal	Chi.	4/23/12
FB Moran Norris	Hou.	6/14/12

49ERS TRADE HISTORY

1950

HB Emil Sitko from LA Rams for HB Glenn Davis.

E Gordy Soltau from Cle. for 1951 No. 4 draft choice.

DB Howie Livingston from Was. for undisclosed considerations.

1952

HB J.R. Boone from Chi. for 1953 No. 6 draft choice.

1953

E Bob Van Doren from Cle. for 1954 No. 8 draft choice.

HB Fred Bruney from Cle. for 1954 No. 10 draft choice.

1954

HB John Henry Johnson from Pit. for HB Ed Pullerton.

HB John Williams from Was. for T Ray Collins.

QB Arnie Galiffa from NYG for DE Bob Van Doren.

1955

C Ed Beatty from LA Rams for HB Jim Cason, G Nick Feher, and 1956 No. 5 draft choice.

E Ted Vaught from Phi. for undisclosed future draft choice.

1956

T Bob Cross from LA Rams for 1957 No. 3 draft choice.

1957

HB Bill Stits from Det. for HB John Henry Johnson and a 1958 No. 7 draft choice.

LB Marv Matuszak from Pit. for QB Earl Morrall and G Mike Sandusky.

HB Val Joe Walker from Det. for 1958 No. 15 draft choice.

1960

LB Jerry Wilson from Phi. for G John Wittenborn.

1961 No. 1a draft choice (HB Jimmy Johnson) from Pit. for DB Dick Moegle.

1961 No. 1b draft choice (QB Billy Kilmer) from Bal. for TE Dee Mackey.

1961

G/LB Lou Cordileone from New York Giants for QB Y.A. Tittle.

1962

DB Elbert Kimbrough from LA Rams for DE Lou Cordileone.

C John Mellekus from Chi. for 1963 No. 4 draft choice.

HB Bobby Gaiters from NYG for E Aaron Thomas.

1963

1965 No. 1 draft choice (DB George Donnelly) from Cle. for Cleveland signing free agent G Ted Connolly.

LB Mike Dowdle from Dal. for HB Jim Ridlon.

T Roy Williams from Min. for 1965 No. 8 draft choice.

1964

C Frank Morze from Cle. for 1965 No. 6 draft choice.

1965

HB John David Crow from StL for HB Abe Woodson.

DE Dan LaRose from Bal. for 1966 No. 7 draft choice.

1967

1967 No. 1 draft choice (QB Steve Spurrier) from Atl. for FL Bernie Casey, G Jim Wilson, and T Jim Norton.

1968

LB Harold Hays from Dal. for 1969 No. 3 draft choice.

DE Kevin Hardy from NO Saints as compensation for Saints' signing E Dave Parks.

1968 No. 1 draft choice (TE Ted Kwalick) — see Dave Parks above.
WR Clifton McNeil from Cle. for 1969 No. 2 draft choice.

1969

G Randy Beisler from Phi. for QB George Mira.

DB Roosevelt Taylor from Chi. for G Howard Mudd.

KR Noland Smith from KC Chiefs for 1970 No. 3 draft choice.

1970

PK Bruce Gossett from LA Rams for HB Kermit Alexander and 1970 No. 2 draft choice.

1972

DE Rolf Krueger from StL for 1973 No. 2 draft choice and 1974 No. 3 draft choice.

1973

RB Randy Jackson from Buf. for DT Earl Edwards.

WR Danny Abramowicz from NO for 1974 No. 4 & 5 draft choices.

1974

TE Tom Mitchell from Bal. for returned Colts' 1975 No. 3 draft choice and 1976 No. 4 draft choice.

T Bob Penchion from Buf. for 1975 No. 7 draft choice.

WR Robert West from KC for 1975 No. 6 draft choice.

QB Norm Snead from NYG for 1975 No. 3 draft choice and 1976 No. 4 draft choice.

1976 No. 1 draft choice (choice traded to Patriots for QB Jim Plunkett) from Hou. for RB Vic Washington.

1975

WR Bob Hayes from Dal. for 1976 No. 3 draft choice.

LB Dave Washington from Buf. for 1977 No. 5 draft choice.

CB Nate Allen from KC for G Randy Beiser and Saints 1976 No. 3 choice.

1976

WR Willie McGee and LB Bruce Elia from TB for QB Steve Spurrier.

QB Jim Plunkett from NE for QB Tom Owens, 1976 & '77 No. 1 choices, 1976 Houston's No. 1 choice, and 1977 No. 1 choice.

G Steve Lawson from Min. for DB Windlan Hall.

QB Marty Domres from Bal. for 1978 No. 5 draft choice.

TE Jim Obradovich from NYG for 1977 No. 8 draft choice.

WR Jim Lash from Min. for RB Sammy Johnson.

1977

LB Ed Bradley from Sea. for DT Bill Sandifer.

DT Ed Galigher from NYJ for 1977 No. 3 draft choice.

TE Paul Seal from NO for G John Watson.

1978

RB O.J. Simpson from Buf. for 1979 No. 1 draft choice, 1978 & '79 No. 2 draft choices, 1978 No. 3 draft choice, and 1979 No. 4 draft choice.

WR Larry Jones from Was. for TE Tom Mitchell and 1978 No. 8 draft choice.

WR Freddie Solomon and S Vern Rober-son from Mia. for RB Delvin Williams.

FB Greg Boykin from NO for DB Ralph McGill.

LB Joe Harris from Was. for 1978 Vikings No. 6 draft choice.

G Steve Knutson from GB for 1979 No. 8 draft choice.

S Chuck Crist from NO for LB Skip Vanderbundt.

S Bob Jury and 1979 Cowboys No. 3 draft choice (QB Joe Montana) from Sea. for 1979 No. 3 draft choice.

1979

CB Melvin Morgan from Cin. for 1980 No. 7 draft choice.

RB Mike Hogan from Phi. for 1981 No. 7 draft choice.

S Tim Gray from KC for 1980 No. 9 draft choice.

S Tony Dungy from Pit. for 1980 No. 10 draft choice.

CB Charles Cornelius from Mia. for 1980 No. 11 draft choice.

RB Lenvil Elliott from Cin. for the first right to waived players.

1980

DB Scott Perry from Cin. for 1981 No. 9 draft choice.

DB Ray Rhodes and WR Jimmy Robinson from NYG for S Tony Dungy and FB Mike Hogan.

TE Charle Young from LA Rams for 1980 No. 3 draft choice and 1983 unconditional No. 4 draft choice.

LB Thomas Henderson from Dal. for 1981 No. 4 draft choice.

DT Jim Krahl from Bal. for 1981 No. 10 draft choice.

49ERS TRADE HISTORY (CONT.)

1981

QB Guy Benjamin from NO for 1982 No. 6 draft choice.

G/T Dan Audick from SD for 1982 No. 3 draft choice.

FB Johnny Davis from TB for RB/WR James Owens.

RB Amos Lawrence from SD for 1984 No. 4 draft choice.

DE Fred Dean from SD 1983 No. 2 draft choice and option to exchange 1983 No. 1 draft choices.

1982

TE Russ Francis from NE for 1982 No. 1 & No. 4 draft choices.

LB Bob Horn from SD for 1983 No. 8 draft choice.

T Lindsey Mason from LA Raiders for 1983 Raiders No. 5 draft choice acquired for DE Cedrick Hardman in 1980.

1983

RB Wendell Tyler from LA Rams for 1983 No. 2 draft choice and 1983 Broncos No. 4 draft choice.

QB Matt Cavanaugh from NE for 1984 No. 7 draft choice.

P Tom Orosz from Mia. for 1984 Bears No. 12 draft choice.

1984

DT Louie Kelcher from SD for 1984 No. 8 and No. 12 draft choices and 1985 conditional No. 9 draft choice.

DT Manu Tuiaosopo from Sea. for 1984 Buccaneers No. 4 draft choice and 1985 No. 10 49ers' draft choice.
CB Mario Clark from Buf. for 1985 No. 4 draft choice.

DT Gary Johnson from SD for 1986 No. 5 and No. 11 draft choices.

1985

1985 No. 1 draft choice (WR Jerry Rice) from NE for 1985 No. 1, 2, and 3 draft choices.
LB Fulton Kuykendall from Atl. for DE/DT Lawrence Pillers.

C Jim Leonard from TB for 1986 No. 12 draft choice.

CB Tory Nixon from Was. for 1986 No. 6 draft choice.

1986

QB Jeff Kemp from LA Rams for 1986 Lions No. 3 draft choice.

RB Joe Cribbs from Buf. for 1987 No. 3 and 1988 No. 5 draft choices.

1986 No. 2 draft choice (DE Larry Roberts) from Det. for 1986 Bills No. 2 draft choice.

1986 No. 3a draft choice (FB Tom Rathman) from Buf. for 1986 Cowboys No. 1 draft choice and 1986 49ers No. 10 draft choice.

1986 No. 3b draft choice (CB Tim McKyer) from Phi. for QB Matt Cavanaugh.

1986 No. 4a draft choice (LB Charles Haley) from Cle. for 1986 Lions No. 3a draft choice.

1986 No. 4b draft choice (T Steve Wallace) from Was. for 1986 Lions No. 3b draft choice.

1986 No. 6 draft choice (FS Don Griffin) from NYJ for T Billy Shields.

1987

LB Keith Browner from TB for 1988 No. 6 draft choice.

QB Steve Young from TB for 1987 No. 2 and 4 draft choices.

1988

WR Wes Chandler from NO for C Fred Quillan.

1989

LB Tim Harris from GB for 1992 No. 2 draft choice and 1993 No. 2 draft choice.

1992

1993 No. 2 draft choice and 1994 No. 3 draft choice from Dal. for DE Charles Haley.

1993

1993 No. 1 draft choice from KC for QB Joe Montana and S David Whitmore.

1993 No. 1 draft choice (DE Dana Stubblefield) from NO for 1993 Chiefs No. 1 draft choice.

1994 No. 1 draft choice (choice trade to Rams for 1994 Falcons No. 1 draft choice) from SD for 1993 Raiders' No. 2 draft choice.

1994

1994 No. 1a draft choice (DT Bryant Young) from Atl. via Ind. and LA Rams for 1994 Chargers No. 1 draft choice, 1994 49ers No. 2 draft choice and 1994 Eagles No. 3 draft choice.

1994 No. 1b draft choice (FB William Floyd) from Dal. for 1994 No. 1 and 7 draft choices.

1995

1995 No. 1 draft choice (WR J.J. Stokes) from Atl. via Cle. for 1995 No. 1 and No. 3 draft choices, 1995 Chiefs No. 4 draft choice and 1996 No. 1 draft choice.

CB Marquez Pope from StL for 1995 No. 2 draft choice.

1996

RB Terry Kirby from Mia. for 1997 No. 4 draft choice.

1998

LB Anthony Peterson from Chi. for 1998 No. 7 draft choice.

T Jamie Brown from Den. for 1999 No. 2 draft choice.

1998 No. 7 draft choice (WR Ryan Thelwell) from Pit. via Atl. for 1999 No. 6 draft choice.

1999

DE Roy Barker and TE Irv Smith to Cle. for past considerations.

QB Ty Detmer and 1999 No. 4 draft pick to Cle. for 1999 No. 4 and No. 5 draft picks.

G Kevin Gogan to Mia. for 1999 No. 5 draft pick.

QB Jim Druckenmiller to Mia. for 2000 No. 7 and 2001 No. 7.

CB Craig Newsome from GB for 2000 No. 5 draft choice.

1999 No. 1 draft choice (DT Reggie McGrew) from Mia. for 1999 No. 1 and No. 5 draft choices.

1999 No. 4a draft choice (CB Anthony Parker) from Cle. for FB Marc Edwards.

1999 No. 4b draft choice (CB Pierson Prioleau) and No. 6 draft choice (WR Tai Streets) from Ind. for 1999 No. 4 draft choice.

2000

2000 No. 1 draft choice (3) to Was. for two 2000 No. 1 draft choices (12) and (24) (Ahmed Plummer) and No. 4 draft choice.

2000 No. 1 draft choice (12) to NYJ for 2000 No. 1 (16) (Julian Peterson) and No. 2 (48) (Jason Webster) draft choices.

2000 No. 3 draft choice (Jeff Ulbrich) from Sea. for 2000 No. 4 and No. 7 draft choices.

2000 No. 4 draft choice (98) to GB for 2000 No. 4 (108) (John Keith) and No. 5 (132) draft choices.

2000 No. 5 draft choice (John Miley) from Chi. for 2000 No. 6 and No. 7 draft choices.

2000 No. 7 draft choice (Tim Rattay) from NE for 2001 No. 6 draft choice.

CB R.W. McQuarters to Chi. for 2001 conditional draft pick.

2001

2001 No. 1 (9), No. 3 (82) and No. 7 (222) draft choices to Sea. for No. 1 (7) (Andre Carter) and No. 6 (191) (Menson Holloway).

2001 No. 2 (2001 (41), No. 3 (71) and No. 4 (105) draft choices to GB for 2001 No. 2 (47) (Jamie Winborn), No. 3 (80 & 82) (Kevan Barlow), No. 6 (179) (Rashad Holman) and No. 7 (222) draft choices.

2002

2002 No. 2 (61) draft choice to Buf. for 2002 No. 3 (69) (Saleem Rasheed) and No. 4 (102) draft choices (Jeff Chandler).

QB Cade McNown from Mia. for 2003 No. 7 conditional draft choice.

49ERS TRADE HISTORY (CONT.)

2004

WR Terrell Owens to Bal. for 2004 No. 2 (51) draft choice.

2004 No. 2 (51) draft choice to Bal. for DT Brandon Whiting (via Philadelphia).

2004 No. 1 (16) draft choice to Phi. for 2004 No. 1 (28) and No. 2 (58) draft choices (Shawntae Spencer).

2004 No. 1 (28) draft choice to Car. for 2004 No. 1 (31) (Rashaun Woods) and No. 4 (127) draft choices (Richard Seigler).

2004 No. 4 (112) and No. 5 (147) draft choices to Chi. for 2004 No. 4 (104) draft choice (Isaac Sopoaga).

2004 No. 6 (179) draft choice to GB for 2004 No. 6 (188) (Andy Lee) and No. 7 (226) draft choices (Christian Ferrara).

2005

2005 No. 4 (102) and No. 6 draft choices (175) to Phi. for 2005 No. 3 draft choice (94) (Adam Snyder).

LB John Engelberger to Den. for CB Willie Middlebrooks

LB Jamie Winborn to Jac. for 2006 No. 7 (236) draft choice.

QB Tim Rattay to TB for 2006 No. 6 (192) draft choice.

2006

WR Brandon Lloyd to Was. for 2006 No. 3 (84) draft choice.

WR Rashaun Woods to SD for CB Sammy Davis.

2006 No. 2 (37) and No. 3 (68) draft choices to Den. in exchange for No. 1 (22) (Manny Lawson) draft choice from Den.

2006 No. 7 (213 & 236) to Jac. for No. 6 (197) draft choice (Melvin Oliver).

QB Ken Dorsey and a 2007 No. 7 (213) draft choice to Cle. for QB Trent Dilfer.

QB Cody Pickett to Hou. for a 2007 conditional draft choice.

CB Mike Rumph to Was. for WR Taylor Jacobs.

RB Kevan Barlow to NYJ for 2007 No. 4 (124) draft choice.

2007

2007 No. 4 (110) and 2008 No. 1 draft choices to NE in exchange for No. 1 (28) draft choice (Joe Staley).

2007 No. 4 (124) draft choice to Sea. in exchange for WR Darrell Jackson.

2007 No. 2 (42) and No. 4 (126) draft choices to Ind. in exchange for 2008 No. 1 draft choice.

2009

2009 No. 2 (43) and 2009 No. 4 (111) draft choices to Car. in exchange for 2010 No. 1 draft choice.

2010

QB Shaun Hill to Det. in exchange for 2011 No. 7 draft choice.

2010 No. 5 (145) draft choice to Mia. in exchange for WR Ted Ginn Jr.

2010 No. 1 (13) and 2010 No. 4 (113) draft choices to Den. in exchange for 2010 No. 1 (11) draft choice (Anthony Davis).

2010 No. 3 (79) draft choice to SD in exchange for 2010 No. 3 (91st) (Navorro Bowman), 2010 No. 6 (173) (Anthony Dixon) and 2011 No. 4 draft choice.

WR Isaac Bruce to StL

DT Kentwan Balmer to Sea. in exchange for 2011 No. 6 draft choice

2011

2011 No. 2 (45), No. 4 (108) and No. 5 (141) draft choices to Den. in exchange for 2011 No. 2 (36) draft choice (Colin Kaepernick)

2011 No. 3 (76) to Jax. in exchange for 2011 No. 3 (80) (Chris Culliver) and 2011 No. 6 (182) (Ronald Johnson).

2011 No. 6 (174) and 2011 No. 7 (231) to GB in exchange for 2011 No. 5 (163) draft choice (Daniel Kilgore).

S Taylor Mays to Cin. in exchange for an undisclosed draft choice.

2012

2012 No. 3 (92) to Ind. in exchange for 2012 No. 4 (97) draft choice and 2013 No. 5 draft choice.

2012 No. 4 (97) to Mia. in exchange for 2012 No. 4 (103) draft choice and 2012 No. 6 (196, from NO) draft choice and Dolphins 2013 No. 6 draft choice.

2012 No. 4 (103) to Car. in exchange for 2012 No. 6 (180) draft choice (Trenton Robinson) and Panther 2013 No. 3 draft choice.

2012 No. 4 (125) draft choice and 2012 No. 6 (196, from NO via Mia.) in exchange for 2012 No. 4 (117) draft choice (Joe Looney).

S Colin Jones to Car. in exchange for an undisclosed draft choice.

ALL-TIME ALPHABETICAL ROSTER

A					
Last	First	Position	College	Years	Jersey #
Abramowicz	Danny	WR	Xavier	1973-74	46
Adams	Anthony	DT	Penn State	2003-06	91
Adams	Mike	S	Delaware	2004-06	20
Adams	Phillip	CB	South Carolina St.	2010	35
Ahanotu	Chidi	DE	California	2003	72
Akers	David	K	Louisville	2011-*	2
Albert	Frank	QB	Stanford	1946-52	13, 63
Aldridge	Ben	HB	Oklahoma State	1952	38
Aldridge	Jerry	RB	Angelo State	1980	47
Alexander	Kermit	HB/DB	UCLA	1963-69	39
Allen	Nate	CB	Texas Southern	1975	27
Allen	Larry	G	Sonoma State	2006-07	71
Amey	Otis	WR	Sacramento State	2005	18
Anderson	Gary	K	Syracuse	1997	1
Anderson	Marques	S	UCLA	2005	25
Anderson	Terry	WR	Bethune-Cookman	1980	20
Anderson	Tim	S	Ohio State	1975	26
Andrus	Shane	K	Murray State	2009, '10	9
Anelli	Mark	TE	Wisconsin	2002-03	85
Anthony	Cornelius	LB	Texas A&M	2002-03	57
Arenas	Joe	HB	Omaha	1951-57	22, 82
Armour	Justin	WR	Stanford	1997 (P)	82
Asmus	Jim	P	Hawaii	1987	9
Atkins	Baraka	DT	Miami	2009	76
Atkins	Bill	HB	Auburn	1958-59	29
Atkins	Dave	RB	Texas-El Paso	1973	28
Atkins	James	DT	Virginia Union	2004	75
Audick	Dan	T/G	Hawaii	1981-82	61
Ayers	John	G	West Texas State	1976-86	68

B					
Last	First	Position	College	Years	Jersey #
Baas	David	G	Michigan	2005-10	64
Babb	Gene	FB	Austin	1957-58	32
Babcock	Harry	E	Georgia	1953-55	88
Bahnsen	Ken	FB	North Texas State	1953	27
Bahr	Matt	K	Penn State	1981	10
Bajema	Billy	TE	Oklahoma State	2005-08	47
Baker	Dave	HB	Oklahoma	1959-61	25
Baker	Jason	P	Iowa	2001-02	7
Baker	Wayne	DT	Brigham Young	1975	78
Bakhtiari	Eric	LB	San Diego	2012	96
Balatti	Ed	E	Oakland High (Calif.)	1946-48	57
Baldassin	Mike	LB	Washington	1977-78	41, 52
Baldwin	John	C	Centenary	1947	25
Baldwin	Randy	RB	Mississippi	1995	21
Balmer	Kentwan	DE	North Carolina	2008-09	96
Banaszek	Cas	T	Northwestern	1967-77	79
Banucci	Bruno	G	Stanford	1946-54	33, 63
Banta-Cain	Tully	LB	California	2007-08	95
Barber	Mike	WR	Marshall	1989	86
Barker	Roy	DE	North Carolina	1996-98	92
Barlow	Kevan	RB	Pittsburgh	2001-05	32
Barnes	Larry	FB	Colorado	1957	35
Barnes	Pat	QB	California	1999	10
Barnett	Oliver	DL	Kentucky	1995	72, 77
Barrett	Jean	T	Tulsa	1973-80	77
Bartolo	Steve	RB	Colorado State	1988	41
Barton	Harris	T	North Carolina	1987-98	79
Barton	Kirk	T	Ohio State	2008	77
Bassi	Dick	G	Santa Clara	1946-47	35, 36
Battle	Arnaz	WR	Notre Dame	2003-09	83
Beach	Sanjay	WR	Colorado State	1991, 93	83, 86
Beals	Alyn	E	Santa Clara	1946-51	53
Beard	Ed	LB	Tennessee	1965-72	50
Beasley	Fred	FB	Auburn	1998-05	40
Beasley	Terry	WR	Auburn	1972, 74-75	83, 88
Beatty	Ed	C	Mississippi	1955-56	54
Beeson	Terry	LB	Kansas	1982	63
Beisler	Randy	G/T	Indiana	1969-74	65

Last	First	Position	College	Years	Jersey #
Belk	Bill	DE	Maryland State	1968-74	72
Bell	Shonn	TE	Clinch Valley	1999	82
Belser	Ceaser	LB	Arkansas AM&N	1974	50
Bender	Jacob	T	Nicholls State	2008	77
Benefield	Daved	LB	Cal State Northridge	1996	99
Benjamin	Guy	QB	Stanford	1981-83	7
Bentz	Roman	T	Tulane	1948	46
Berry	Rex	HB	Brigham Young	1951-56	23, 83
Bettiga	Mike	WR	Humboldt State	1973	80
Beverly	Ed	WR	Arizona State	1973	81
Black	Stan	DB	Mississippi State	1977	26
Blackmore	Richard	CB	Mississippi State	1983	44
Blades	Al	S	Miami (Fla.)	2001	45
Blevins	Tony	S	Kansas	1998	22
Blount	Ed	QB	Washington State	1987	10
Blue	Forrest	C	Auburn	1968-74	75
Bly	Dre'	CB	North Carolina	2009	31
Board	Dwaine	DE	North Carolina A&T	1979-88	76
Boatswain	Harry	T	New Haven	1991-94	65
Bogan	Dontavia	WR	South Florida	2011	9
Bollinger	Brian	G	North Carolina	1992-94	71, 77
Bonham	Shane	DT	Tennessee	1998-99	78
Bono	Steve	QB	UCLA	1989-93	13
Boone	Alex	G/T	Ohio State	2010-*	75
Boone	J.R.	HB	Tulsa	1952	24
Bosley	Bruce	C/G	West Virginia	1956-68	77
Bouza	Matt	WR	California	1981	81
Bowles	Todd	S	Temple	1991	22
Bowman	NaVorro	LB	Penn State	2010-*	53
Boyd	Elmo	WR	Eastern Kentucky	1978	84
Boyd	Greg	DE	San Diego State	1984	98
Boyett	Lon	TE	Cal State Northridge	1978	82
Boykin	Greg	FB	Northwestern	1978	33
Bradley	Ed	LB	Wake Forest	1977-78	54
Bragonier	Dennis	S	Stanford	1974	27
Brandes	John	TE	Cameron	1993	85
Brandon	Michael	DE	Florida	1995-96	78
Bregel	Jeff	G	USC	1987-89	65
Brien	Doug	K	California	1994-95	4
Briggs	Diyral	LB	Bowling Green	2009, '10	50
Bristor	John	S	Waynesburg	1979	29
Britt	Charlie	HB	Georgia	1964	16
Brock	Clyde	T	Utah State	1963	75
Brock	Tramaine	CB	Belhaven	2010-*	26
Brockhaus	Jeff	K	Missouri	1987	5
Brodie	John	QB	Stanford	1957-73	12
Brohm	Jeff	QB	Louisville	1996-97	11
Bronson	Zack	S	McNeese State	1997-03	31
Brooks	Ahmad	LB	Virginia	2008-*	55
Brooks	Chet	DB	Texas A&M	1988-90	31
Brown	Dennis	DE	Washington	1990-96	96
Brown	Gary	T	Georgia Tech	1998	61
Brown	Hardy	LB	Tulsa	1951-55	33, 73
Brown	Jamie	T	Florida A&M	1998	72
Brown	Pete	C	Georgia Tech	1953-54	56
Brown	Ray	RB	South Carolina	1987	22
Brown	Ray	G	Arkansas State	1996-01	65
Brown	Tarell	CB	Texas	2007-*	25
Brown	Tony	DT	Memphis	2004-05	92
Browner	Keith	LB	USC	1987	59
Bruce	Arland	WR/KR	Minnesota	2003	19
Bruce	Gail	E	Washington	1948-51	54, 88
Bruce	Isaac	WR	Memphis	2008-09	88
Bruer	Bob	TE	Mankato State	1979-80	82
Brumfield	Jackson	E	Southern Mississippi	1954	80, 86
Bruney	Fred	HB	Ohio State	1953, 1956	45
Bryant	Antonio	WR	Pittsburgh	2006	81
Bryant	Bob	T	Texas Tech	1946-49	42
Bryant	Junior	DT	Notre Dame	1995-02	90
Buckley	Jeff	T	Stanford	1999	71
Buckley	Curtis	S	East Texas State	1996-98	28

Last	First	Position	College	Years	Jersey #
Buckner	Brentson	DT	Clemson	1998–00	99
Bull	Scott	QB	Arkansas	1976–78	19
Bungarda	Ken	T	Missouri	1980	64, 72
Bunz	Dan	LB	Long Beach State	1978–84	57
Burke	Don	LB	USC	1950–54	32, 38, 66, 68, 73
Burke	Vern	E	Oregon State	1965	84
Burns	Mike	DB	USC	1977	28
Burt	Jim	NT	Miami (Fla.)	1989–91	64
Bush	Steve	TE	Arizona State	2004–05	44
Butler	John	S	Principia	1987	26
Byham	Nate	TE	Pittsburgh	2010–11	82

C

Caldwell	Mike	WR	California	1995–96	13, 17, 81
Caldwell	Ravin	LB	Arkansas	1993 (P)	54
Calhoun	Mike	DT	Notre Dame	1980	60
Caliguire	Dean	C	Pittsburgh	1991	64
Calvelli	Tony	C	Stanford	1949	31
Campbell	Carter	LB	Weber State	1970	51
Campbell	Marion	T	Georgia	1954–55	76
Campora	Don	T	Pacific	1950, 1952	41, 76
Canley	Sheldon	RB	San Jose State	1991–92	20
Carapella	Al	T	Miami (Fla.)	1951–55	45, 75
Carmazzi	Giovanni	QB	Hofstra	2000–01	19
Carolan	Brett	TE	Washington State	1994–95	86
Carpenter	Dwaine	S	North Carolina A&T	2003–05	35
Carpenter	John	T	Michigan	1949	40
Carr	David	QB	Fresno State	2010	5
Carr	Earl	RB	Florida	1978	31
Carr	Eddie	HB	Olney High (Pa.)	1947–49	85
Carr	Paul	LB	Houston	1955–58	57
Carter	Andre	DE	California	2001–05	96
Carter	Dexter	RB	Florida State	1990–94, 95–96	35
Carter	Michael	NT	Southern Methodist	1984–92	95
Casanega	Ken	HB	Santa Clara	1946, 1948	83
Casey	Bernie	E	Bowling Green	1961–66	30
Cason	Jim	HB	LSU	1948–52, '54	43, 93
Cassara	Frank	FB	St. Mary's	1954	32
Cathcart	Sam	HB	Santa Barbara State	1949–50, '52	28, 83, 86
Cathcart	Royal	HB	Santa Barbara State	1950	94
Cavanaugh	Matt	QB	Pittsburgh	1983–85	6
Celek	Garrett	TE	Michigan State	2012–*	81
Ceresino	Gordy	LB	Stanford	1979	58
Cerne	Joe	C	Northwestern	1965–67	56
Chandler	Jeff	K	Florida	2002–03	3
Chandler	Wes	WR	Florida	1988	81
Chapple	Jack	LB	Stanford	1965	58
Cherry	Tony	RB	Oregon	1986–87	23
Childs	Jason	T	North Dakota	1993	76
Choma	John	G/C	Virginia	1981–83	60, 78
Churchman	Ricky	S	Texas	1980–81	33
Clark	Bryan	QB	Michigan State	1982–83	15
Clark	Don	G	USC	1948–49	31
Clark	Dwight	WR	Clemson	1979–87	87
Clark	Greg	TE	Stanford	1997–01	85
Clark	Mario	CB	Oregon	1984	29
Clark	Mike	DE	Florida	1982	90
Clark	Monte	T	USC	1959–61	63
Claybrooks	DeVone	DT	East Carolina	2003	93
Clayton	Thomas	RB	Kansas State	2008–*	33
Clement	Anthony	T	Louisiana–Lafayette	2005	67
Clements	Nate	CB	Ohio State	2007–10	22
Cline	Tony	DE	Miami (Fla.)	1976–77	82
Cline	Tony	TE	Stanford	1999	84
Cloherly	Colin	TE	Brown	20010	83
Cochran	Mark	T	Baylor	1987	66, 76
Coffee	Glen	RB	Alabama	2009	29
Cofer	Mike	K	North Carolina State	1988–93	6
Cohen	Joe	DT	Florida	2007	67
Colchico	Dan	E	San Jose State	1960–67	86
Collett	Elmer	G	San Francisco State	1967–72	66
Collie	Bruce	T/G	Texas–Arlington	1985–89, '92	69
Collier	Floyd	T	San Jose State	1948	48

Last	First	Position	College	Years	Jersey #
Collier	Tim	CB	East Texas State	1982–84	47
Collins	Glen	DE	Mississippi State	1987	79
Collins	Greg	LB	Notre Dame	1975	55
Collins	Ray	T	LSU	1950–52	43, 72
Comeaux	Darren	LB	Arizona State	1987	56, 59
Conklin	Cary	QB	Washington	1995	6
Conlee	Gerry	C	St. Mary's	1946–47	22
Connell	Mike	P	Cincinnati	1978	10
Conner	Clyde	E	Pacific	1956–63	86, 88
Connolly	Ted	G	Santa Clara–Tulsa	1954, 56–62	64, 65
Conway	Curtis	WR	USC	2004	89
Cook	Toi	DB	Stanford	1994	41
Cooke	Bill	DE	UMass (Amherst)	1976	76
Cooper	Adrian	TE	Oklahoma	1996	49
Cooper	Bill	FB	Muskingum	1961–64	34, 35
Cooper	Chris	DT	Nebraska–Omaha	2004–05	93
Cooper	Deke	S	Notre Dame	2006	35
Cooper	Earl	FB/TE	Rice	1980–85	49, 89
Cooper	George	LB	Michigan State	1987	52
Cooper	Josh	DE	Mississippi	2004–05	76
Cordileone	Lou	G–LB	Clemson	1961	74
Cornelius	Charles	DB	Bethune–Cookman	1979–80	28
Cortez	Jose	K	Oregon State	2001–02, '05	1, 6
Costa	Dave	T/G	Wisconsin	2001	76
Costanzo	Blake	LB	Lafayette	2011	51
Courtney	Matt	S	Idaho State	1987	45
Cousineau	Tom	LB	Ohio State	1986–87	57, 59
Cowlings	Al	DE	USC	1979	79
Cox	Greg	S	San Jose State	1988, 90–91	38
Cox	James	G	Stanford	1948	32
Cox	Perrish	CB	Oklahoma State	2012–*	20
Crabtree	Michael	WR	Texas Tech	2009–*	15
Craig	Roger	RB	Nebraska	1983–90	33
Crawford	Derrick	WR	Memphis State	1986	83
Crecion	Gabe	TE	UCLA	2004	47
Cribbs	Joe	RB	Auburn	1986–87	28
Crist	Chuck	DB	Penn State	1978	24
Cross	Bob	T	Kilgore J.C.	1956–57	78
Cross	Randy	G/C	UCLA	1976–88	51, 62
Crow	John David	HB	Texas A&M	1965–68	44
Crowe	Paul	HB	St. Mary's	1948	92
Crowell	Otis	T	Hardin–Simmons	1947	45
Cullity	Dave	T	Utah	1989	68
Culliver	Chris	CB	South Carolina	2011–*	29
Cundiff	Billy	K	Drake	2012	6
Cunningham	Doug	RB	Mississippi	1967–73	42
Curtis	Kevin	S	Texas Tech	2002	30

D

Daft	Kevin	QB	UC Davis	2001	17
Dahl	Harvey	T	Nevada	2005–06	76
Dahms	Tom	T	San Diego State	1957	70
Dalman	Chris	C/G	Stanford	1993–00	50, 67
Daniels	Clem	RB	Prairie View	1968	33, 34
Daugherty	Bob	HB	Tulsa	1966–67	29
Davis	Anthony	T	Rutgers	2010–*	76
Davis	Nate	QB	Ball State	2009	7
Davis	Eric	DB	Jacksonville State	1990–95	25
Davis	Jerome	T/DE	Minnesota	2002–04	75, 76, 92
Davis	Johnny	FB	Alabama	1981	38
Davis	Kyle	C	Oklahoma	1978	64
Davis	Leonard	G	Texas	2012–*	68
Davis	Sammy	CB	Texas A&M	2006	31
Davis	Tommy	K	LSU	1959–69	36
Davis	Vernon	TE	Maryland	2006–*	85
Dean	Floyd	LB	Florida	1963–64	50, 57, 82
Dean	Fred	DE	Louisiana Tech	1981–85	74
Dean	Kevin	LB	Texas Christian	1987	57
DeBerg	Steve	QB	San Jose State	1977–80	17
Deese	Derrick	G/T	USC	1992–03	63
DeLong	Keith	LB	Tennessee	1989–93	59
Dent	Richard	DE	Tennessee State	1994	95
Dercher	Dan	T	Kansas	1999–00	79

Last	First	Position	College	Years	Jersey #
DeSimone	Rick	TE	Cal State Northridge	1978	87
Detmer	Ty	QB	BYU	1998	11
Dilfer	Trent	QB	Fresno State	2006–07	12
Dixon	Al	TE	Iowa State	1984	84
Dixon	Anthony	RB	Mississippi State	2010–*	24
Dobbs	Demarcus	TE/DT	Georgia	2011–*	96,83
Dodge	Dedrick	S	Florida State	1994–96	33
Doleman	Chris	DE	Pittsburgh	1996–98	56
Doman	Brandon	QB	BYU	2002, 04	11
Domres	Marty	QB	Columbia	1976	14, 16
Donahue	Mitch	LB	Wyoming	1991–92	54
Donnelly	George	DB	Illinois	1965–67	20
Donohue	Leon	T	San Jose State	1962–64	72
Dorsey	Ken	QB	Miami (Fla.)	2003–05	7
Douglas	Marques	DE	Howard	2005–07	94
Dove	Eddie	HB	Colorado	1959–62	44
Dow	Harley	G	San Jose State	1950	40
Dowdle	Mike	LB	Texas	1963–66	53
Downing	Walt	C/G	Michigan	1978–83	62
Downs	Bob	G	USC	1951	32
Draft	Chris	LB	Stanford	1999	57
Drake	Joe	NT	Arizona	1987	61
Drakeford	Tyronne	DB	Virginia Tech	1994–97, 2001	22, 33
Dressel	Chris	TE	Stanford	1987, 92	47, 88
Druckemiller	Jim	QB	Virginia Tech	1997–98	14
DuBose	Doug	RB	Nebraska	1987–88	25
Duckett	Damane	DT, T	East Carolina	2006–08	63, 95
Dugan	Fred	E	Dayton	1958–59	87
Duncan	Maury	QB	San Francisco State	1954–55	12
Dungy	Tony	DB	Minnesota	1979	27
Dupree	Terrence	TE	Duke	2000	84
Durdan	Don	HB	Oregon State	1946–47	93
Durham	Darius	WR	San Diego State	1983	84
Durette	Michael	G	West Virginia	1986–87	64

E

Easley	Walt	FB	West Virginia	1981–82	31
Edwards	Braylon	WR	Michigan	2011	17
Edwards	Earl	DT	Wichita State	1969–72	74
Edwards	Marc	RB	Notre Dame	1997–98	44
Elam	Cleveland	DE	Tennessee State	1975–78	72
Elam	Shane	LB	Mississippi	2001	59
Elia	Bruce	LB	Ohio State	1976–78	51, 55
Elliott	Charles	T	Oregon	1948	46
Elliott	Lenvil	RB	N.E. Missouri State	1979–81	35
Ellison	Atiyah	DE/DT	Missouri	2007	78
Ellison	Riki	LB	USC	1983–89	50, 69
Elston	Art	C	South Carolina	1946–48	21, 36
Emanuel	Ben	S	UCLA	2005	38
Enderle	Dick	G	Minnesota	1976	63
Endriss	Al	E	San Francisco State	1952	85
Engelberger	John	DE	Virginia Tech	2000–04	95
Ervin	Ricky	RB	USC	1995	32
Eshmont	Len	HB	Fordham	1946–49	81
Estes	Patrick	T	Virginia	2005–07	78, 88
Etcheverry	Sam	QB	Denver	1963	14
Etienne	LeRoy	LB	Nebraska	1990	50
Evans	Demetric	DT	Georgia	2009–10	93
Evans	Ray	G	Texas Western	1949–50	38, 46
Evansen	Paul	G	Oregon State	1948	36

F

Fagan	Kevin	DE	Miami (Fla.)	1987–93	75
Fahnhorst	Jim	LB	Minnesota	1984–90	55
Fahnhorst	Keith	T	Minnesota	1974–87	71, 89
Fann	Chad	TE	Florida A&M	1997–99	86
Faryniarz	Brett	LB	San Diego State	1993	57
Faylor	John	S	Santa Clara	1987	19, 47
Feher	Nick	G	Georgia	1951–54	37, 67
Ferrari	Ron	LB	Illinois	1982–86	54
Ferrell	Bob	RB	UCLA	1976–80	38
Fields	Ronald	DT	Mississippi State	2005–08	93, 95
Fiore	Dave	T	Hofstra	1996, 98–02	72, 74

Last	First	Position	College	Years	Jersey #
Fisk	Bill	E	USC	1946–47	56
Flagler	Terrence	RB	Clemson	1987–89	32
Flanigan	Jim	DT	Notre Dame	2002	75
Fleck	P.J.	WR	Northern Illinois	2004–05	10
Fleming	Darius	LB	Notre Dame	2012–*	58
Flores	Mike	DE	Louisville	1995	92
Floyd	William	FB	Florida State	1994–97	40
Foreman	Jay	LB	Nebraska	2006	51
Forrest	Ed	C	Santa Clara	1946–47	24, 34
Foster	DeShaun	RB	UCLA	2008	29
Foster	Roy	G	USC	1991–93	67
Fountaine	Jamal	DE	Washington	1995	52, 56
Franceschi	Pete	HB	San Francisco	1946	82
Francis	Phil	RB	Stanford	1979–80	48
Francis	Russ	TE	Oregon	1982–87	81
Frank	John	TE	Ohio State	1984–88	86
Franklin	Aubrayo	DT	Tennessee	2007–10	92
Franz	Tracy	G	San Jose State	1987	63
Freitas	Jesse	QB	Santa Clara	1946	62
Fuller	Jeff	S/LB	Texas A&M	1984–89	49
Fuller	John	DB	Lamar Tech	1968–72	23, 30

G

Gagliano	Bob	QB	Utah State	1986–87	11
Gaiters	Bob	HB	New Mexico State	1962–63	35
Galiffa	Arnie	QB	Army	1954	16
Galigher	Ed	DT	UCLA	1977–79	75
Garcia	Jeff	QB	San Jose State	1999–03	5
Garlin	Don	HB	USC	1949–50	88
Garner	Charlie	RB	Tennessee	1999–00	25
Garnett	Scott	NT	Washington	1985	92
Garrett	Len	TE	New Mexico Highlands	1975	82
Gash	Thane	S	East Tennessee State	1992	31
Gavric	Momcilo	K	Belgrade	1969	17
Gehrke	Fred	HB	Utah	1950	81
Gervais	Rick	S	Stanford	1981–83	24
Gibson	Thaddeus	LB	Ohio State	2010	59
Gilbert	Lewis	TE	Florida	1980	82
Gillmore	Bryan	WR	Midwestern State	2006–07	81, 84
Ginn Jr.	Ted	WR	Ohio State	2010–*	19
Givens	Reggie	LB	Penn State	1988–99	59
Gladney	Tony	WR	Nevada—Las Vegas	1987	17, 86
Glover	Clyde	DE	Fresno State	1987	93
Goad	Paul	FB	Abilene Christian	1956	36
Gogan	Kevin	G	Washington	1997–98	66
Goldson	Dashon	S	Washington	2007–*	38
Gonsoulin	Austin	DB	Baylor	1967	35
Gonzaga	John	T	Mt. Diablo High (Calif.)	1956–59	76
Gooden	Tavares	LB	Miami	2011–*	56
Goodspeed	Dan	T/G	Kent State	2001	72
Goodwin	Jonathan	C	Michigan	2011–*	59
Gordon	Steve	C	California	1998	59, 64
Gore	Frank	RB	Miami (Fla.)	2005–*	21
Goss	Antonio	LB	North Carolina	1989, 91–95	98
Gossett	Bruce	K	Richmond	1970–74	30
Gragg	Scott	T	Montana	2000–04	78
Grant	Alan	CB	Stanford	1992	24, 26
Grant	Larry	LB	Ohio State	2011–*	54
Gray	Tim	DB	Texas A&M	1979	30
Grbac	Elvis	QB	Michigan	1993–96	18
Green	Jacob	DE	Texas A&M	1992	76
Green	Roderick	DE/LB	Central Missouri St.	2006–08	54
Greene	Kevin	LB	Auburn	1997	91
Greenlee	Fritz	LB	Arizona	1969	59
Greer	Terry	WR	Alabama State	1987–89	29, 82, 83
Gregory	Garland	G	Louisiana Tech	1946–47	32
Grgich	Visco	G	Santa Clara	1946–52	34, 38, 47, 64
Griffin	Don	CB	Middle Tennessee St.	1986–93	29
Gutierrez	Brock	C	Central Michigan	2003–04	52

H

Hadley	Ron	LB	Washington	1987–88	54
--------	-----	----	------------	---------	----

Last	First	Position	College	Years	Jersey #
Haggans	Clark	LB	Colorado State	2012-*	51
Haley	Charles	LB	James Madison	1986-91, 98-99	94, 95
Hall	Chad	WR	Air Force	2012-*	14
Hall	Dana	S	Washington	1992-94	28
Hall	Darryl	S	Washington	1995	43
Hall	Forrest	HB	San Francisco	1948	88
Hall	Parker	HB	Mississippi	1946	64, 84
Hall	Rhett	DT	California	1994	91
Hall	Travis	DE	BYU	2005	92
Hall	Windlan	DB	S. Arizona State	1972-75	43
Hampton	Jewel	RB	Southern Illinois	2012-*	33
Hamilton	Derrick	WR	Clemson	2004-05	88
Handley	Dick	C	Fresno State	1947	26
Hanks	Merton	CB	Iowa	1991-98	36
Hannon	Chris	WR	Tennessee	2008	15
Hanshaw	Tim	G	BYU	1995-98	77
Hanson	Joselio	DB	Texas Tech	2004-05	27
Hantla	Bob	G	Kansas	1954-55	69
Haralson	Parys	LB	Tennessee	2006-*	98
Hardman	Cedrick	DE	North Texas State	1970-79	86
Hardy	Adrian	CB	Northwestern State	1993-94	45
Hardy	Andre	FB	St. Mary's	1987	47
Hardy	Carroll	HB	Colorado	1955	27
Hardy	Edgar	G	Jackson State	1973	63
Hardy	Kevin	DT	Notre Dame	1968	68, 86
Harkey	Lem	HB	Emporia State	1955	32
Harmon	Derrick	RB/KR	Cornell	1984-86	24
Harper	Willie	LB	Nebraska	1973-83	59
Harris	Joe	LB	Georgia Tech	1978	50
Harris	Kwame	T	Stanford	2003-07	77
Harris	Mark	WR	Stanford	1996-99	19, 88
Harris	Marques	LB	Southern Utah	2009	54
Harris	Tim	LB	Memphis State	1991-92, 94-95	92, 99
Harris	Tony	WR	Toledo	1971	20
Harris	Walt	CB	Mississippi State	2006-09	27
Harrison	Bob	LB	Oklahoma	1959-61, 65-67	54
Harrison	Dennis	DE	Vanderbilt	1986	96
Harrison	Kenny	WR	Southern Methodist	1976-78	83
Harrison	Martin	LB	Washington	1990-93	56, 57
Hart	Jeff	T	Oregon State	1975	68
Hart	Tommy	DE	Morris Brown	1968-77	53
Harty	John	DT	Iowa	1981-83, 85-86	75
Hastings	Joe	WR	Washburn	2011	13
Hauck	Tim	S	Montana	2002	45
Hawthorne	Duane	CB	Northern Illinois	2002	43
Hayes	Bob	WR	Florida A&M	1975	22
Hays	Harold	LB	Southern Mississippi	1968-69	54
Hazeltine	Matt	LB	California	1955-68	55
Heard	Ronnie	S	Mississippi	2000-04	38
Hearst	Garrison	RB	Georgia	1997-03	20
Heitmann	Eric	C/G	Stanford	2002-10	66
Heller	Ron	TE	Oregon State	1987-88	89
Helton	Barry	P	Colorado	1988-90	9
Henderson	Keith	FB	Georgia	1989-92	30
Henderson	Thomas	LB	Langston	1980	50
Hendrickson	Steve	LB	California	1989	56
Henke	Ed	E	USC	1951-52, 56-60	47, 75, 89
Henley	Thomas	WR	Stanford	1987	84
Herschman	Bill	T	Texas Tech	1956-59	72
Hetherington	Chris	FB	Yale	2005-06	41, 44
Hettema	Dave	T	New Mexico	1967	62, 65
Hicks	Dwight	S	Michigan	1979-85	22
Hicks	Maurice	RB	North Carolina A&T	2004-07	43
Hill	Jason	WR	Washington State	2007-10	89
Hill	John	C	Lehigh	1985	52
Hill	Shaun	QB	Maryland	2006-09	13
Hilton	Scott	LB	Salem College	1979-80	55
Hindman	Stan	DE	Mississippi	1966-71, 73-74	74, 80
Hoage	Terry	S	Georgia	1993	41
Hobbs	Dick	G	Georgia	1949-50	37
Hobgood-Chittick, Nate		DT	North Carolina	2000	76
Hofer	Paul	RB	Mississippi	1976-81	36, 41
Hoffman	Gary	T	Santa Clara	1987	78
Hogan	Mike	FB	Tenn.-Chattanooga	1979	45

Last	First	Position	College	Years	Jersey #
Hogland	Doug	G	Oregon State	1953-55	64
Holcomb	Curtis	CB	Florida A&M	2011	41
Holladay	Bob	HB	Tulsa	1956-57	27, 40
Hollas	Hugo	DB	Rice	1974	47
Holloway	Menson	DE	UTEP	2001	71, 99
Holman	Rashad	CB	Louisville	2001-03	26
Holmes	Mike	DB	Texas Southern	1974-75	20
Holmoe	Tom	S	Brigham Young	1983-89	28, 46
Holt	Pierce	DE	Angelo State	1988-92	78, 98
Holzer	Tom	DE	Louisville	1967	87
Hopson	Tyrone	G	Eastern Kentucky	1999-00	66
Horn	Bob	LB	Oregon State	1982-83	55
Horne	Dick	E	Oregon	1947	51
Hoskins	Bob	DT	Wichita State	1970-75	56
Howard	Eddie	P	Idaho	1998	2
Howell	Clarence	E	Texas A&M	1948	56
Hudson	Marcus	S	North Carolina St.	2006-09	23
Huff	Gary	QB	Florida State	1980	19
Huff	Marty	LB	Michigan	1972	54
Hughes	Ernie	G	Notre Dame	1978, '80	65, 66
Hull	Tom	LB	Penn State	1974	54
Hunt	Charlie	LB	Florida State	1973	61
Hunter	Kendall	RB	Oklahoma State	2011-*	32

I					
Ifeanyi	Israel	DE/LB	USC	1996	59, 95
Isenbarger	John	RB	Indiana	1970-73	17
Isom	Jasen	FB	Western Illinois	2003-04	41
Israel	Steve	CB	Pittsburgh	1995-96	31
Iupati	Mike	G	Idaho	2010-*	77

J					
Jackson	Darrell	WR	Florida	2007	82
Jackson	Jim	HB	Western Illinois	1966-67	38
Jackson	Johnnie	S	Houston	1989-92	40
Jackson	Randy	RB	Wichita State	1973	33
Jackson	Rickey	DE/LB	Pittsburgh	1994-95	57
Jackson	Terry	RB	Florida	1999-05	22
Jackson	Wilbur	RB	Alabama	1974-79	40
Jacobs	Brandon	RB	Southern Illinois	2012	45
Jacobs	Taylor	WR	Florida	2006-07	88
James	LaMichael	RB	Oregon	2012-*	23
James	William	CB	Western Illinois	2010	31
Jean Francois	Ricky	DT	LSU	2009-*	95
Jenkins	A.J.	WR	Illinois	2012-*	17
Jennings	Brian	TE/LS	Arizona State	2000-*	86
Jennings	Jonas	T	Georgia	2005-08	75
Jennings	Rick	WR	Georgia	1977	33
Jerod-Eddie	Tony	DT	Texas A&M	2012-*	63
Jervey	Travis	RB	Citadel	1999-00	32
Jessup	Bill	E	USC	1951-52, 54-58	55, 85
Joelson	Greg	DE	Arizona State	1991	93
Johnson	Bill	C	Tyler J.C.	1948-56	23, 53
Johnson	Bryant	WR	Penn State	2008	82
Johnson	Cam	LB	Virginia	2012-*	50
Johnson	Charles	DB	Grambling	1979-80	44
Johnson	Charlie	DT	Louisville	1966-67	72
Johnson	Dennis	DE	Kentucky	2004	71
Johnson	Derrick	CB	Washington	2005	23
Johnson	Eric	TE	Yale	2001-06	82
Johnson	Eric	S	Washington State	1979	24
Johnson	Garrett	DT	Illinois	2002	90
Johnson	Gary	DT	Grambling	1984-85	97
Johnson	James	LB	San Diego State	1987	56
Johnson	John	LB	Clemson	1991-93	55
Johnson	John Henry	HB	Arizona State	1954-56	35
Johnson	Jimmy	HB/DB	UCLA	1961-76	37
Johnson	Kermit	RB	UCLA	1975-76	47
Johnson	Leo	WR	Tennessee State	1969-70	81
Johnson	Rudy	HB	Nebraska	1964-65	32
Johnson	Sammy	RB	North Carolina	1974-76	48
Johnson	Walter	DE	Tuskegee	1967	58
Jones	Arrington	FB	Winston-Salem	1981	40

Last	First	Position	College	Years	Jersey #
Jones	Brent	TE	Santa Clara	1987-97	84, 88
Jones	Colin	S	Texas Christian	2011	43
Jones	Larry	WR	N.E. Missouri State	1978	21, 87
Jones	Terry	TE	Alabama	2005	49
Jordan	Darin	LB	Northeastern	1991-94	90
Jordan	James	WR	Louisiana Tech	2002-05	18, 46
Jorden	Tim	TE	Indiana	1995	48
Joseph	Alex	LB	Temple	2010	58
Judie	Ed	LB	Northern Arizona	1982-83	50
Jury	Bob	S	Pittsburgh	1978	26

K

Kaepernick	Colin	QB	Nevada	2011-*	7
Kammerer	Carlton	LB	Pacific	1961-62	66
Katnik	Norm	C	USC	2005	63
Keasey	Zak	FB	Princeton	2007-08	45
Keeble	Jerry	LB	Minnesota	1987	98
Keeper	Carl	LB	Boise State	1987	41
Keith	John	S	Furman	2000-03	28
Kelcher	Louie	NT	Southern Methodist	1984	94
Kelly	Gorden	LB	Georgia	1960-61	83
Kelly	Todd	DE	Tennessee	1993-94	58
Kelm	Larry	LB	Texas A&M	1993	52
Kemp	Jeff	QB	Dartmouth	1986	9
Keneley	Matt	DT	USC	1999	75
Kennedy	Allan	T	Washington State	1981-84	66
Kennedy	Sam	LB	San Jose State	1988	57
Kenney	Charles	G	San Francisco	1947	38
Kilgore	Daniel	G	Appalachian State	2011-*	67
Kilgore	Jon	P	Auburn	1969	15
Killens	Terry	LB	Penn State	2001, 2002	52, 56
Killings	Cedric	DT	Carson Newman	2000	71
Kilmer	Billy	QB	UCLA	1961-62, 64-66	17
Kimbrough	Elbert	HB	Northwestern	1962-66	45
Kirby	Terry	RB	Virginia	1996-98	41
Kirk	Randy	LB	San Diego State	1996-99	57, 58
Kirschke	Travis	DT	UCLA	2003	90
Kirtman	David	FB	USC	2008	35
Knafelc	Gary	E	Colorado	1963	84
Knutson	Steve	G/T	USC	1978	60
Kolodziej	Ross	DT	Wisconsin	2002-03	92
Kopay	Dave	HB	Washington	1964-67	43
Korff	Mark	LB	Florida	1987	90
Kosier	Kyle	T	Arizona State	2002-04	69, 72
Kovach	Jim	LB	Kentucky	1985	57
Kraemer	Eldred	G	Pittsburgh	1955	65
Krahl	Jim	DT	Texas Tech	1980	90
Kramer	Kent	TE	Minnesota	1966	89
Kristick	Keaton	LB	Oregon State	2010	57
Krueger	Charles	DT	Texas A&M	1959-73	70
Krueger	Rolf	DE	Texas A&M	1972-74	78
Kugler	Pete	DT	Penn State	1981-83, 86-90	67, 77
Kuykendall	Fulton	LB	UCLA	1985	59
Kuzman	John	T	Fordham	1946	46
Kwalick	Ted	TE	Penn State	1969-74	82
Kyle	Jason	LB	Arizona State	2000	57
Kyles	Troy	WR	Howard	1992	85

L

LaBounty	Matt	DE	Oregon	1992-93	93
LaBoy	Travis	LB	Hawaii	2010	54
LaFleur	Bill	P	Nebraska	2002-03	4
Lakes	Roland	DT	Wichita State	1961-70	60
Land	Fred	T	LSU	1948	45
Land	Mel	DE	Michigan State	1980	60
Landry	Michael	DE	Southern	2003	93
Langham	Antonio	CB	Alabama	1998	43
LaRose	Dan	DE	Missouri	1965	87
Larson	Bill	TE	Colorado State	1975	85
Lash	Jim	WR	Northwestern	1976-77	87
Latimer	Al	CB	Clemson	1980	29
Laughlin	Bud	FB	Kansas	1955	36

Last	First	Position	College	Years	Jersey #
Lawrence	Amos	RB	North Carolina	1981-82	20
Lawson	Manny	LB	North Carolina St.	2006-10	99
Lawson	Steve	G	Kansas	1976	61, 65
LeCount	Terry	WR	Florida	1978	80
Ledford	Dwayne	T	East Carolina	1999, 2003-04	67, 76
Ledyard	Hal	QB	Tenn.-Chattanooga	1953	12
Lee	Amp	RB	Florida State	1992-93	22
Lee	Andy	P	Pittsburgh	2004-*	4
Lee	Dwight	RB	Michigan State	1968	49
Lee	Kevin	WR	Alabama	1996	17
Lee	Mark	CB	Washington	1991	27
Legette	Tyrone	CB	Nebraska	1998	45
Legree	Lance	DT	Notre Dame	2006	92
Lelie	Ashley	WR	Hawaii	2007	18
Leonard	Anthony	DB	Virginia Union	1976-78	42
Leonard	Jim	C	Santa Clara	1985	63
Leopold	Bobby	LB	Notre Dame	1980-83	45, 52
Leverette	Otis	DE	Ala.-Birmingham	2004	93
Levy	Chuck	RB	Arizona	1997-98	32
Lewis	Eddie	DB	Kansas	1976-79	22
Lewis	Gary	FB	Arizona State	1964-69	22
Lewis	Jonas	RB	San Diego State	2000-01	43
Lewis	Keith	S	Oregon	2004-08	28
Lewis	Kevin	DB	Northwestern Louisiana	1990-92	45
Lewis	Michael	SS	Colorado	2007-10	32
Lewis	Michael	WR	Grace King (La.) High	2007	84
Lewis	Ron	WR	Florida State	1990-92	83
Lilly	Kevin	NT	Tulsa	1988-89	92
Lillywhite	Verl	HB	USC	1948-51	71, 81
Lincoln	Alex	LB	Auburn	2001-02	57
Lind	Mike	FB	Notre Dame	1963-64	38
Lindstrom	Chris	DT	Boston College	1983	78
Lisbon	Don	HB	Bowling Green	1963-64	42
Liter	Greg	DE	Iowa State	1987	77
Livingston	Howie	HB	Fullerton J.C.	1950	24, 94
Lloyd	Brandon	WR	Illinois	2003-05	85
Lockett	J.W.	RB	Central (Okla.) State	1961	35
Logan	Marc	RB	Kentucky	1992-94	43
Long	Tim	C	Memphis State	1987	68
Looney	Jim	LB	Purdue	1981	50
Looney	Joe	G	Wake Forest	2012-*	66
Lopasky	Bill	G	West Virginia	1961	57
Lott	Ronnie	CB	USC	1981-90	42
Loville	Derek	RB	Oregon	1994-96	20
Loyd	Alex	E	Oklahoma State	1950	59
Luna	Bob	HB	Alabama	1955	49
Lyles	Lenny	HB	Louisville	1959-60	26
Lynch	Ben	C	California	1999-02	60
Lynn	Anthony	RB	Texas Tech	1995-96	29

M

MacAfee	Ken	TE	Notre Dame	1978-79	81
Macauley	John	OL	Stanford	1984	67
Mackey	Dee	TE	East Texas State	1960	87
Maderos	George	HB	Chico State	1955-56	40
Magac	Mike	G	Missouri	1960-64	62
Maloney	Norm	E	Purdue	1948-49	59
Manley	Joe	LB	Mississippi State	1953	54
Mann	Charles	DE	Nevada	1994	71
Manningham	Mario	WR	Michigan	2012-*	82
Manuel	Sean	TE	New Mexico State	1996	86
Maragos	Chris	S	Wisconsin	2010	40
Margerum	Ken	WR	Stanford	1986-87	84
Marshall	Rasheed	WR	Pittsburgh	2005	89
Martin	Bob	LB	Nebraska	1979	54
Martin	Derrick	LB	San Jose State	1987	31
Martin	Jamie	QB	Weber State	2008	10
Martin	Saladin	DB	San Diego State	1981	29
Masini	Leonard	FB	Fresno State	1947-48	74
Mason	Lindsey	T	Kansas	1982	78
Matheson	Riley	G-LB	Texas Western	1948	37
Mathews	Ned	HB	UCLA	1946-47	73, 83
Matthews	Al	S/CB	Texas A&I	1977	47

Last	First	Position	College	Years	Jersey #
Matthews	Clay	E	Georgia Tech	1950, 53–55	46, 83
Matuszak	Marv	LB	Tulsa	1957–58	54
Maurer	Andy	G	Oregon	1976	61
Maxie	Brett	S	Texas Southern	1997	25
Maxwell	Jim	LB	Gardner–Webb	2005	57
Maxwell	Marcus	WR	Oregon	2005	19
Mays	Taylor	S	USC	2010	23
McAddley	Jason	WR	Alabama	2005	15
McAlister	Ken	LB/S	San Francisco	1983	48
McBath	Darcel	S	Texas Tech	2012–*	28
McCaffrey	Ed	WR	Stanford	1994	81
McCann	Jim	P	Arizona State	1971–72	15
McColl	Milt	LB	Stanford	1981–87	53
McCormick	Dave	T	LSU	1966	73
McCormick	Tom	HB	Pacific	1956	43
McCormick	Walt	C	USC	1948	38
McCoy	LeRon	WR	Indiana (Pa.)	2007	19
McCoy	Mike	QB	Utah	1997	10
McCray	Willie	DE	Troy State	1978	76
McCullough	George	CB	Baylor	2001	24
McDonald	Ramos	CB	New Mexico	1999	35
McDonald	Ray	DT	Florida	2007–*	91
McDonald	Tim	S	USC	1993–99	46
McElhenny	Hugh	HB	Washington	1952–60	39
McFarland	Kay	HB	Colorado State	1962–66, '68	26
McGee	Willie	WR	Alcorn A&M	1976–77	81
McGill	Ralph	CB	Tulsa	1972–77	49
McGrew	Reggie	DT	Florida	1999–01	92
McGruder	Michael	CB	Kent	1992–93	26
McHan	Lamar	QB	Arkansas	1963	15, 17
McIlhenny	Don	HB	Southern Methodist	1961	35
McIntyre	Guy	G	Georgia	1984–93	62
McIntyre	Jeff	LB	Arizona State	1979	52
McKenzie	Reggie	LB	Tennessee	1992	50
McKillop	Scott	LB	Pittsburgh	2009–10	56
McKoy	Billy	LB	Purdue	1974	58
McKyer	Tim	CB	Texas–Arlington	1986–89	22
McLemore	Dana	KR/CB	Hawaii	1982–87	43
McMillian	Mark	CB	Alabama	1999	29
McNeil	Clifton	E	Grambling	1968–69	82
McNown	Cade	QB	UCLA	2002	9
McQuarters	R.W.	CB	Oklahoma State	1998–99	21
Mellekas	John	C	Arizona	1962	75
Mellus	John	T	Villanova	1946	45
Melville	Dan	P	California	1979	11
Mertens	Jerry	HB	Drake	1958–65	80
Messer	Dale	HB	Fresno State	1961–65	29
Meyers	Bob	HB	Stanford	1952	27
Michalik	Art	G	St. Ambrose	1953–54	62
Middlebrooks	Willie	CB	Minnesota	2005	25, 35
Mike	Bob	T	UCLA	1948–49	47
Mike–Mayer	Steve	K	Maryland	1975–76	10
Mikolas	Doug	NT	Portland State	1987–88	97
Milem	John	DE	Lenoir–Rhyne	2000–01	93, 99
Miles	Searcy	DB	San Jose State	1954–56	42
Millen	Alec	T	Georgia	1993 (P)	76
Millen	Matt	LB	Penn State	1989–90	54
Miller	Brit	FB	Illinois	2009	47
Miller	Bruce	FB	Central Florida	2011–*	49
Miller	Clark	E	Utah State	1962–68	74
Miller	Hal	T	Georgia Tech	1953	77
Miller	Jim	P	Mississippi	1980–82	3
Miller	Johnny	G	Livingston	1977–78	66
Milstead	Rod	G	Delaware State	1994–97	69
Mira	George	QB	Miami (Fla.)	1964–68	10
Mirer	Rick	QB	Notre Dame	2000–01	3
Mitcham	Gene	HB	Arizona State	1958	26
Mitchell	Kevin	LB	Syracuse	1994–97	55
Mitchell	Dale	LB	USC	1976	64
Mitchell	Tom	TE	Bucknell	1974–77	84
Mixon	Bill	HB	Georgia	1953–54	48
Moegle	Dick	HB	Rice	1955–59	47
Mojsiejenko	Ralf	P	Michigan State	1991	2

Last	First	Position	College	Years	Jersey #
Momsen	Bob	G	Ohio State	1952	68
Monachino	Jim	HB	California	1951	49, 99
Monds	Wonder	DB	Nebraska	1978	25
Monroe	Carl	RB/KR	Utah	1983–87	32
Montana	Joe	QB	Notre Dame	1979–92	16
Montgomery	Blanchard	LB	UCLA	1983–84	38, 52, 60
Montgomery	Monty	CB	Houston	1999–00	24
Moore	Brandon	LB	Oklahoma	2002–07	56
Moore	Dean	LB	Iowa	1978	53
Moore	Gene	RB	Occidental	1969	43
Moore	Jason	S	San Diego State	2000, '02	33, 35
Moore	Jay	LB	Nebraska	2007–08	58
Moore	Jeff	RB	Jackson State	1982–83	25
Moore	Manfred	RB	USC	1974–75	45
Moran	Sean	DE	Colorado	2002–03	99
Morgan	Joe	T	Southern Mississippi	1949	48
Morgan	Joshua	WR	Virginia Tech	2008–11	84
Morgan	Melvin	DB	Mississippi Valley St.	1979–80	46
Moroski	Mike	QB	UC Davis	1986	15
Morrall	Earl	QB	Michigan State	1956	11
Morris	Dennit	LB	Oklahoma	1958	57
Morris	George	C	Georgia Tech	1956	52
Morrison	Dennis	QB	Kansas State	1974	10
Morton	Dave	LB	UCLA	1979	50
Morton	John	LB	Texas Christian	1953	36
Morton	Johnnie	WR	USC	2005	84
Morze	Frank	C	Boston College	1957–61	53, 63
Moss	Randy	WR	Marshall	2012–*	84
Moten	Gary	LB	Southern Methodist	1983	59, 63
Mudd	Howard	G	Hillsdale	1964–69	68
Murphy	Rob	C/G	Ohio State	2003–05	68
Musgrave	Bill	QB	Oregon	1991–94	14
Myers	Chip	E	N.W. Oklahoma	1967	46

N

Navies	Hannibal	LB	Colorado	2006–07	55
Neal	Randy	LB	Virginia	1998	52
Nedney	Joe	K	San Jose State	2005–10	6
Nehemiah	Renaldo	WR	Maryland	1982–84	83
Nelson	Bob	LB	Nebraska	1979	66
Neville	Tom	G	Fresno State	1991	69
Newberry	Jeremy	C	California	1998–06	62
Newsome	Craig	CB	Arizona State	1999	27
Nicholas	Calvin	WR	Grambling	1988	88
Nichols	Mark	LB	Colorado State	1978	58
Nicholson	Jim	T	Michigan State	1981	67
Nix	Jack	E	USC	1950	58
Nixon	Tory	CB	San Diego State	1985–88	20, 31
Nomellini	Leo	T	Minnesota	1950–63	42, 73
Norberg	Hank	E	Stanford	1946–47	55
Nordquist	Mark	G	Pacific	1976	68
Norris	Moran	FB	Kansas	2006–07, 09–11	40, 44
Norton	Jim	T	Washington	1965–66	75
Norton	Ken Jr.	LB	UCLA	1994–00	51
Norton	Ray	HB	San Jose State	1960–61	23
Nunley	Frank	LB	Michigan	1967–76	57

O

O'Donahue	Pat	E	Wisconsin	1952	83
O'Neal	Brian	RB	Penn State	1995	26
O'Sullivan	J.T.	QB	UC Davis	2008	14
Oates	Bart	C	Brigham Young	1994–95	66
Obradovich	Jim	TE	USC	1976–77	89
Odom	Ricky	DB	USC	1978	42
Okeafor	Chike	DE	Purdue	1999–02	91
Olerich	Dave	E	San Francisco	1967–68, 72–73	84
Oliver	Melvin	DE	LSU	2006–07	96
Olson	Drew	QB	UCLA	2007	7
Olssen	Lance	T	Purdue	1968–69	73
Orosz	Tom	P	Ohio State	1983	3, 19
Osborne	Clancy	LB	Arizona State	1959–60	33
Osika	Craig	G/C	Indiana	2002	71

Last	First	Position	College	Years	Jersey #
Ostrowski	Phil	G	Penn State	1998–00	69
Owen	Tom	QB	Wichita State	1974–75	14
Owens	James	WR	UCLA	1979–80	20, 89
Owens	R.C.	HB	College of Idaho	1957–61	27
Owens	Terrell	WR	Tenn.–Chattanooga	1996–03	81

P

Pace	Jim	HB	Michigan	1958	43
Palatella	Lou	G	Pittsburgh	1955–58	68
Palmer	Jesse	QB	Florida	2005	2
Paris	Bubba	T	Michigan	1982–90	77
Parker	Anthony	CB	Weber State	1999–02	21, 86
Parker	Don	G	Virginia	1967	63
Parks	Dave	E	Texas Tech	1964–67	81
Parks	Limbo	G	Arkansas	1987	66, 72
Parrish	James	T	Temple	1993	77
Parrish	Tony	S	Washington	2002–06	33
Parsons	Earle	HB	USC	1946–47	84, 94
Pashos	Tony	T	Illinois	2009–*	77
Patera	Dennis	K	Brigham Young	1968	14
Patrick	Chris	T	Nebraska	2009–10	61
Patterson	Reno	DE	Bethune–Cookman	1987	92
Patton	Ricky	RB	Jackson State	1980–82	32, 42
Pavlich	Chuck	G	Muskegon High (MI)	1946	37
Paye	John	QB	Stanford	1988	15
Peelle	Justin	TE	Oregon	2011	81
Peets	Brian	TE	Pacific	1981	82
Penchion	Bob	T	Alcorn A&M	1974–75	66
Peoples	Woody	G	Grambling	1968–77	69
Perry	Joe	FB	Compton J.C.	1948–60, '63	34, 74
Perry	Scott	S	Williams	1980	32
Person	Mike	G	Montana State	2011	78
Peters	Scott	C/G	Arizona State	2004	67
Peterson	Anthony	LB	Notre Dame	1994–95, 98–99	50, 53
Peterson	Julian	LB	Michigan State	2000–05	98
Peterson	Todd	K	Georgia	2003–04	2
Phillips	Lawrence	RB	Nebraska	1999	33
Phillips	Mel	DB	North Carolina A&T	1966–77	32
Pickett	Cody	QB	Washington	2004–05	3
Pillers	Lawrence	DE	Alcorn A&M	1980–84	65
Pine	Ed	LB	Utah	1962–64	54
Pleasant	Anthony	DE	Tennessee State	2000	94
Plummer	Ahmed	CB	Ohio State	2000–05	29
Plummer	Bruce	CB	Mississippi State	1990	28
Plummer	Gary	LB	California	1994–97	50
Plunkett	Jim	QB	Stanford	1976–77	14, 16
Pochman	Owen	K	BYU	2003	11
Pollack	Frank	T/G	Northern Arizona	1990–91, 94–97	72, 75
Pollard	Darryl	CB	Weber State	1987–91	26, 36
Poole	Bob	E	Clemson	1964–65	82
Pope	Marquez	CB	Fresno State	1995–98	23
Popson	Ted	TE	Portland State	1994–96	85
Posey	Jeff	DE	Southern Mississippi	1998–00	96
Powell	Charles	E	San Diego High (Calif.)	1952–53, 55–57	87
Powers	Jim	HB	USC	1950–53	15, 62
Preston	Roell	KR	Mississippi	1999	15
Price	Daryl	DE	Colorado	1996–97	71, 91, 96
Prioleau	Pierson	DB	Virginia Tech	1999–00	23
Prokop	Joe	P	Cal Poly Pomona	1991	4
Puddy	Harold	T	Oregon	1948	46
Puki	Craig	LB	Tennessee	1980–81	54
Putzier	Rollin	NT	Oregon	1989	64, 76

Q

Quillan	Fred	C	Oregon	1978–87	56
Quilter	Chuck	T	Tyler J.C.	1949	45

R

Rachal	Chilo	G	USC	2008–11	62
Raines	Mike	DT	Alabama	1974	63
Ramson	Eason	TE	Washington State	1979–83	80
Randle	Sonny	E	Virginia	1967	83

Last	First	Position	College	Years	Jersey #
Randolph	Alvin	DB	Iowa	1966–70, '74	27
Rasheed	Saleem	LB	Alabama	2002–05	51
Rasley	Rocky	G	Oregon State	1976	63
Rathman	Tom	FB	Nebraska	1986–93	44
Rattay	Tim	QB	Louisiana Tech	2000–05	13
Ray	Ricky	QB	Sacramento State	2001	18
Reach	Kevin	G	Utah	1987	65
Reed	Jeff	K	North Carolina	2010	3
Reed	Joe	QB	Mississippi State	1972–74	13, 19
Reed	Rayshun	CB	Troy State	2004–05	31
Reese	Albert	DT	Grambling	1997–98	71
Reese	Archie	DE	Clemson	1978–81	78
Reid	Bill	C	Stanford	1975	54
Remington	Bill	C	Washington State	1946	23
Renfro	Dick	FB	Washington State	1946	73
Reynolds	Jack	LB	Tennessee	1981–84	64
Rhodes	Bruce	DB	San Francisco State	1976	23
Rhodes	Ray	CB	Tulsa	1980	26
Rice	Jerry	WR	Mississippi Valley St.	1985–00	80
Richard	Kris	S	USC	2005	35
Richardson	Mike	CB	Arizona State	1989	27
Richey	Wade	K	LSU	1998–00	7
Richie	David	DT	Washington	1998–99	93, 94
Ridgle	Elston	DE	Nevada–Reno	1987	96
Ridlon	Jim	HB	Syracuse	1957–62	42
Riley	Preston	WR	Memphis State	1970–72	85
Ring	Bill	RB	Brigham Young	1981–86	30
Rivera	Steve	WR	California	1976–77	80
Roberson	Vern	DB	Grambling	1978	49
Roberts	C.R.	FB	USC	1959–62	28, 32
Roberts	Larry	DE	Alabama	1986–93	91
Robertson	Jamal	RB	Ohio Northern	2002–04	25
Robinson	Jimmy	WR	Georgia Tech	1980	85
Robinson	Michael	RB	Penn State	2006–09	24
Robinson	Trenton	S	Michigan State	2012–*	30
Robnett	Ed	HB	Texas Tech	1947	71
Roby	Reggie	P	Iowa	1998	4
Rock	Walter	T	Maryland	1963–67	67
Rodgers	Del	RB	Utah	1987–88	25, 35, 46
Rogers	Carlos	CB	Auburn	2011–*	22
Rogers	Doug	DE	Stanford	1986	65
Rohde	Len	T	Utah State	1960–74	76
Roman	Mark	S	LSU	2006–*	26
Romanowski	Bill	LB	Boston College	1988–93	53
Roskie	Ken	FB	South Carolina	1946	74
Rossum	Allen	KR/PR	Notre Dame	2008–09	20
Rubke	Karl	C	USC	1957–60, 62–63, '65	52
Rubio	Angel	DT	Southeast Missouri St.	1998	91
Rucka	Leo	C	Rice	1956	50
Rudolph	Joe	G	Wisconsin	1997	60
Ruhman	Chris	T	Texas A&M	1998	71
Rumph	Mike	CB	Miami (Fla.)	2002–05	24
Runager	Max	P	South Carolina	1984–88	4
Ruskusky	Roy	E	St. Mary's	1946	52
Russell	Damien	S	Virginia Tech	1993	38
Ryan	Sean	TE	Boston College	2008	81

S

Sabuco	Tino	C	San Francisco	1949	24
Sagely	Floyd	E	Arkansas	1954–56	89
Salata	Paul	E	USC	1949–50	55
Salmon	Mike	DB	USC	1996	30
Sanders	Deion	DB	Florida State	1994	21
Sandifer	Bill	DT	UCLA	1974–76	60
Sandifer	Dan	HB	LSU	1950	81
Santos	Todd	QB	San Diego State	1988	7
Sapolu	Jesse	C/G	Hawaii	1983–97	61
Sardisco	Tony	G	Tulane	1956	65
Satterfield	Alf	T	Vanderbilt	1947	48
Saunders	John	DB	Toledo	1974–75	33
Saylor	Jace	DE	Michigan State	2003	77
Schabarum	Pete	HB	California	1951, 53–54	44, 88
Schiechl	John	C	Santa Clara	1947	24

Last	First	Position	College	Years	Jersey #
Schlecht	John	DT	Minnesota	2001–02	93
Schmidt	Henry	T	USC–Trinity (Tex.)	1959–60	74
Schmitt	Ricky	K	Shepherd	2009	2
Schreiber	Larry	RB	Tennessee Tech	1971–75	35
Schulters	Lance	S	Hofstra	1998–01	30
Schwartz	Jim	LB	Purdue	1997	52
Scoggins	Eric	LB	USC	1982	63
Scotti	Ben	HB	Maryland	1964	28, 48
Scrafford	Kirk	OL	Montana	1995–98	76
Seabron	Thomas	LB	Michigan	1979–80	53
Seal	Paul	TE	Michigan	1977–79	85
Seigler	Richard	LB	Oregon State	2004–05	54
Serwanga	Wasswa	CB	UCLA	1999	43
Setzer	Bobby	DE	Boise State	2001–02	90
Sharkey	Ed	G	Duke/Nevada–Reno	1955–56	63
Shaw	Charles	G	Oklahoma State	1950	31
Shaw	Josh	DT	Michigan State	2002	93
Shell	Todd	LB	Brigham Young	1984–87	90
Shelley	Jo Nathan	CB	Mississippi	1987	30
Sheriff	Stan	LB	Cal Poly–SLO	1956–57	50
Sherrard	Mike	WR	UCLA	1989–92	88
Shields	Billy	T	Georgia Tech	1984	67
Shoener	Hal	E	Iowa	1948–50	52
Shumann	Mike	WR	Florida State	1978–79, '81	84
Shumon	Ron	LB	Wichita State	1979	50
Sieminski	Charlie	T	Penn State	1963–65	65
Siglar	Ricky	G/T	San Jose State	1990	63
Silas	Sam	DE	Southern Illinois	1969–70	78
Simonton	Ken	RB	Oklahoma State	2004	30
Simpson	Mike	DB	Houston	1970–73	38
Simpson	O.J.	RB	USC	1978–79	32
Sims	Barry	T	Utah	2008–10	65
Singleton	Nate	WR	Grambling	1993–96	88
Singleton	Ron	T	Grambling	1977–80	67
Sitko	Emil	HB	Notre Dame	1950	82
Skaugstad	Daryle	DT	California	1983	78
Slaughter	T.J.	LB	Southern Mississippi	2006	52
Smerlas	Fred	NT	Boston College	1990	76
Smiley	Justin	G	Alabama	2004–07	65
Smith	Aldon	LB	Missouri	2011–*	99
Smith	Alex	QB	Utah	2005–*	11
Smith	Artie	DL	Louisiana Tech	1993–94	95
Smith	Charles	E	Abilene Christian	1956	80
Smith	Corey	DE	North Carolina State	2004–05	58, 71
Smith	Derek	LB	Arizona State	2001–07	50
Smith	Ernie	HB	Compton J.C.	1955–56	42
Smith	Frankie	CB	Baylor	1996–97	27, 29
Smith	George	C	California	1947	23, 25
Smith	Irv	TE	Notre Dame	1998	82
Smith	J.D.	HB	North Carolina A&T	1956–64	24
Smith	Jerry	G	Wisconsin	1952–53	69
Smith	Justin	DT	Missouri	2008–*	94
Smith	Keith	CB	McNeese State	2009	20
Smith	Noland	RB	Tennessee State	1969	1
Smith	Paul	RB	UTEP	2000–02	27
Smith	Reggie	CB	Oklahoma	2008–11	30
Smith	Steve	E	Michigan	1966–67	86
Smith	Trent	TE	Oklahoma	2005	48
Smith	Troy	QB	Ohio State	2010	1
Snead	Norman	QB	Wake Forest	1974–75	16
Sniadecki	Jim	LB	Indiana	1969–73	58
Snyder	Adam	T/G	Oregon	2005–11	68
Solomon	Freddie	WR	Tampa	1978–85	88
Soltan	Gordy	E	Minnesota	1950–58	51, 82
Sopoaga	Isaac	NT	Hawaii	2004–*	90
Sparks	Dave	G	South Carolina	1951	39, 68
Spence	Julian	HB	Sam Houston	1957	40
Spencer	Shawntae	CB	Pittsburgh	2004–11	36
Spikes	Takeo	LB	Auburn	2008–10	51
Spillman	C.J.	S	Marshall	2010–*	27
Spurlock	Micheal	WR	Mississippi	2009	18
Spurrier	Steve	QB	Florida	1967–75	11
St. Clair	Bob	T	San Francisco–Tulsa	1953–64	69

Last	First	Position	College	Years	Jersey #
Staley	Joe	T	Central Michigan	2007–*	74
Standifer	Bob	NT	Tenn.–Chattanooga	1987	79
Standlee	Norm	FB	Stanford	1946–52	32, 72
Stanley	Chad	P	Stephen F. Austin	1999–00	4
Stanley	Matt	FB	UCLA	2004	44
Steitz	Nick	G	Oregon	2006	74
Stenstrom	Steve	QB	Stanford	1999	18
Stephenson	Milford	G/T	Kansas State	2001–02	64
Steptoe	Jack	WR	Utah	1978	87
Stevens	Mark	QB	Utah	1987	7
Stewart	Daleroy	DT	Southern Mississippi	2004	64
Stewart	Quincy	LB	Louisiana Tech	2001–02	54
Stickles	Monty	E	Notre Dame	1960–67	85
Stidham	Howard	LB	Tennessee Tech	1977	58
Stits	Bill	DB	UCLA	1957–58	20
Stokes	J.J.	WR	UCLA	1995–02	83
Stolhandske	Tom	LB	Texas	1955	86
Stone	Ron	G	Boston College	2002–03	65
Stover	Jeff	DE	Oregon	1982–88	72
Streets	Tai	WR	Michigan	1999–03	89
Strickland	Bishop	FB	South Carolina	1951	75
Strickland	Donald	CB	Colorado	2006–08	30
Strong	Frank	LB	USC	2002	58
Strong	Jim	RB	Houston	1970	28
Stroth	Vince	T	Brigham Young	1985	60
Strzykalski	John	HB	Marquette	1946–52	45
Stubblefield	Dana	DT	Kansas	1993–97, 2001–02	94
Stubbs	Daniel	DE	Miami (Fla.)	1988–89	96
Stuckey	Jim	DE	Clemson	1980–85	79
Sullivan	Bob	HB	Holy Cross	1948	94
Sullivan	John	S	California	1987	43
Susoeff	Nick	E	Washington State	1946–49	58
Sutherland	Vinny	KR/HB	Purdue	2001, '02 (P)	14, 25, 85
Sutro	John	T	San Jose State	1962	68
Suttle	Jason	CB	Wisconsin	2001	35
Swain	Brett	WR	San Diego State	2011	18
Swift	Justin	TE	Kansas State	2000–02	88
Swinford	Wayne	DB	Georgia	1965–67	23
Sydney	Harry	FB	Kansas	1987–91	24

T

Tamm	Ralph	G	West Chester	1992–94	64
Tanner	Hamp	T	Georgia	1951	46, 77
Tausch	Terry	G	Texas	1989	66
Tautolo	Terry	LB	UCLA	1980–81	50
Taylor	Brian	S	Oregon State	1993	47
Taylor	Bruce	CB	Boston	1970–77	44
Taylor	Curtis	S	Louisiana State	2009–10	28
Taylor	John	WR	Delaware State	1986–95	82
Taylor	Roosevelt	S	Grambling	1969–71	25
Teresa	Tony	HB	San Jose State	1958	26
Thomas	Aaron	E	Oregon State	1961	89
Thomas	Chris	WR	Cal Poly–SLO	1995	89
Thomas	Chuck	C	Oklahoma	1987–92	60
Thomas	Edward	LB	Georgia Southern	2000	52
Thomas	Jimmy	RB	Texas–Arlington	1969–73	24
Thomas	John	T	Pacific	1958–67	78
Thomas	Lynn	DB	Pittsburgh	1981–82	28
Thomas	Mark	DE	North Carolina State	1992–95	72
Thompson	Tommy	P	Oregon	1995–98	3
Thornburg	Jeremy	S	Northern Arizona	2005	45
Thornton	Bruce	CB	Georgia	2005	26
Thornton	Rupe	G	Santa Clara	1946–47	35, 46
Threadgill	Bruce	S	Mississippi State	1978	23
Tidwell	Billy	HB	Texas A&M	1954	24
Tillman	Spencer	HB	Oklahoma	1989–91	23
Times	Kenny	DT	Southern	1980	60
Titchenal	Bob	E	San Jose State	1946	51
Tittle	Y.A.	QB	LSU	1951–60	14, 64
Tolzien	Scott	QB	Wisconsin	2011–*	3
Toneff	Bob	T	Notre Dame	1952, 54–59	62, 74
Torretta	Gino	QB	Miami (Fla.)	1996	13
Torrey	Andre	LB	Arizona	2006	55

Last	First	Position	College	Years	Jersey #
Trimble	Wayne	DB	Alabama	1967	24
Tubbs	Jerry	LB	Oklahoma	1958–59	50
Tubbs	Winfred	LB	Texas	1998–00	55
Tucker	B.J.	CB	Wisconsin	2005–07	22, 30
Tucker	Bill	RB	Tennessee A&I	1967–70	45
Tuiasosopo	Manu	DT	UCLA	1984–86	78
Tukuafu	Will	DT	Oregon	2010–*	92
Turner	Keena	LB	Purdue	1980–90	58
Turner	Odessa	WR	Northwestern Louisiana	1992–93	86
Tyler	Wendell	RB	UCLA	1983–86	26

U

Ulbrich	Jeff	LB	Hawaii	2000–09	53
Ulmer	Artie	LB	Valdosta State	2000	50
Uwaezuoke	Iheanyi	WR	California	1996–98	89

V

Van Doren	Bob	E	USC	1953	89
Vanderbundt	Skip	LB	Oregon State	1968–77	52
Varajon	Mike	FB	Toledo	1987	48
Vardell	Tommy	RB	Stanford	1996, '99	44
Vaughan	Ruben	DT	Colorado	1979	72
Vaughn	Vickiel	S	Arkansas	2006	32
Vaught	Ted	E	Texas Christian	1953	89
Veris	Garin	DE	Stanford	1992	93
Vetrano	Joe	HB	Southern Mississippi	1946–49	82
Vincent	Ted	DT	Wichita State	1979–80	66, 75
Visger	George	DT	Colorado	1980	63
Vollenweider	Jim	FB	Miami (Fla.)	1962–63	33

W

Wagner	Lowell	HB	USC	1949–53, '55	42, 92
Walker	Aaron	TE	Florida	2003–05	49
Walker	Adam	RB	Pittsburgh	1992–95	27
Walker	Darnell	CB	Oklahoma	1997–99	38
Walker	Delanie	TE	Central Missouri	2006–*	46
Walker	Derek	DT	Illinois	2009	78
Walker	Elliott	RB	Pittsburgh	1978	35
Walker	Val Joe	HB	Southern Methodist	1957	44
Wallace	Bev	QB	Compton J.C.	1947–49	64
Wallace	Cody	C	Texas A&M	2008–09	59
Wallace	Steve	T	Auburn	1986–96	74
Walls	Wesley	TE	Mississippi	1989–93	89
Walter	Mike	LB	Oregon	1984–93	99
Ward	Chad	G	Washington	2001	68
Ware	Kevin	TE	Washington	2004	47
Warren	Terrance	WR	Hampton	1995	19
Washington	Dave	LB	Alcorn A&M	1975–77	50
Washington	Gene	WR	Stanford	1969–77	18
Washington	Marvin	DE	Idaho	1997, 99	95
Washington	Ted	NT/DE	Louisville	1991–93	97
Washington	Tim	CB	Fresno State	1982	46
Washington	Vic	RB	Wyoming	1971–73	22
Waters	Bob	QB	Presbyterian	1960–64	11
Watson	John	T	Oklahoma	1971–76	67
Watters	Ricky	RB	Notre Dame	1991–94	32
Waymer	Dave	DB	Notre Dame	1990–91	43
Weaver	Jed	TE	Oregon	2003	88
Webb	Jimmy	DT	Mississippi State	1975–80	74
Webster	Jason	CB	Texas A&M	2000–03	36
Weinke	Chris	QB	Florida State	2007	17
Wells	Mike	TE	San Diego State	1987	40
Wells	Ray	LB	Arizona	2004–05	59
Wersching	Ray	K	California	1977–87	14
Wesley	Joe	LB	LSU	1999	56
West	Robert	WR	San Diego State	1974	85
Westbrook	Brian	RB	Villanova	2010	20
White	Bob	HB	Stanford	1951–52	25, 85
Whiting	Brandon	DE	California	2004	94
Whitmore	David	S	Stephen F. Austin	1991–92	41
Whitner	Donte	S	Ohio State	2011–*	31
Wilcox	Dave	LB	Oregon	1964–74	64
Wilhelm	Matt	LB	Ohio State	2009	57
Wilhoite	Michael	LB	Washburn	2012–*	57

Last	First	Position	College	Years	Jersey #
Wilkerson	Jerry	DE	Oregon State	1980	60, 66
Wilkins	David	LB	Eastern Kentucky	1992	66
Wilkins	Gabe	DE	Gardner–Webb	1998–99	98
Wilkins	Jeff	K	Youngstown State	1995–96	14
Wilks	Greg	LB	Montana State	1987	99
Willard	Ken	FB	North Carolina	1965–73	40
Williams	Alfred	DE	Colorado	1995	91
Williams	Andrew	DE	Miami (Fla.)	2003–05	94, 99
Williams	Brandon	WR	Wisconsin	2006–07	17, 81
Williams	Chad	S	Southern Mississippi	2006	25
Williams	Dave	RB	Colorado	1977–78	30
Williams	Delvin	RB	Kansas	1974–77	24
Williams	Gerard	DB	Langston	1979–80	29
Williams	Herb	CB	Southern	1980	23
Williams	Howie	HB	Howard	1963	28
Williams	Ian	NT	Notre Dame	2011–*	93
Williams	James	LB	Mississippi State	1997–98	27
Williams	James	DB	Fresno State	1996	53
Williams	Jamie	TE	Nebraska	1989–93	81
Williams	Jimmy	CB	Vanderbilt	2001–04	23
Williams	John	HB	USC	1954	25
Williams	Joel	C	Texas	1948	22
Williams	Kevin	WR/KR	Miami (Fla.)	2000	82
Williams	Kyle	WR	Arizona State	2010–*	10
Williams	Madieu	S	Maryland	2011	20
Williams	Melvin	DE	Kansas State	2004	71
Williams	Michael	CB	UCLA	1995	45
Williams	Newton	RB	Arizona State	1982	45
Williams	Renauld	LB	Hofstra	2005–06	59
Williams	Robert	CB	North Carolina	1999	24
Williams	Roy	T	Pacific	1963–64	66
Williams	Vince	FB	Oregon	1982–83	40
Williamson	Carlton	S	Pittsburgh	1981–88	27
Willig	Matt	T	USC	2000–02	77
Willis	Jamal	RB	Brigham Young	1995–96	24
Willis	Patrick	LB	Mississippi	2007–*	52
Wilmsmeyer	Klaus	P	Louisville	1992–94	10
Wilson	Billy	E	San Jose State	1951–60	52, 84
Wilson	Jim	G	Georgia	1965–66	63
Wilson	Troy	DE	Pittsburg State	1993–94, 2001	71, 92
Wilson	Karl	DL	LSU	1993	77
Wilson	Jerry	LB	Auburn	1960	82
Wilson	Cedrick	WR	Tennessee	2001–04	84
Wilson	Mike	WR	Washington State	1981–90	85
Winborn	Jamie	LB	Vanderbilt	2001–05	55
Windsor	Bob	E	Kentucky	1967–71	89
Winston	Lloyd	FB	USC	1962–63	32
Wismann	Pete	LB	St. Louis	1949–52, 54	22, 52
Witcher	Dick	E	UCLA	1966–73	34, 88
Wittenborn	John	G	Southeast Missouri	1958–60	66
Wittum	Tom	P	Northern Illinois	1973–77	13
Woitt	John	DB	Mississippi State	1968–69	48
Wondolowski	Bill	WR	Eastern Montana	1969	33
Woodall	Lee	LB	West Chester	1994–99	54
Woods	Don	RB	New Mexico	1980	47
Woods	Rashaun	WR	Oklahoma State	2004–05	81
Woodson	Rod	CB	Purdue	1997	26
Woodson	Abe	HB	Illinois	1958–64	40
Woudenberg	John	T	Denver	1946–49	41
Wragge	Tony	G	New Mexico State	2005–10	69
Wright	Eric	CB	Missouri	1981–90	21
Wynn	DeShawn	RB	Florida	2010	29

Y

Yonamine	Wally	HB	Farrington High (Hi.)	1947	94
Young	Steve	QB	Brigham Young	1987–99	8
Young	Charle	TE	USC	1980–82	86
Young	Bryant	DT	Notre Dame	1994–07	97
Youngelman	Sid	T	Alabama	1955	77
Yowarsky	Walt	C	Kentucky	1958	58

Z

Zamlynski	Zigmond	HB	Villanova	1946	71
Zeigler	Dominique	WR	Baylor	2008, 2010	17
Zelenka	Joe	LS	Wake Forest	1999	52
Zendejas	Tony	K	Nevada	1995	7

ALL-TIME PRACTICE SQUAD ROSTER SINCE 1993

A

Last	First	Position	College	Years
Adams	Mike	FS	Delaware	2004
Alcorn	Zac	TE	Black Hills State	2007
Allen	Bosley	WR	North Carolina	2003
Allen	Brian	RB	Stanford	2005
Amundson	Allan	RB	Oregon	2003
Anderson	Morris	WR	Baylor	1999
Anelli	Mark	TE	Wisconsin	2002
Archibald	Ben	T	Brigham Young	2003
Armstrong	Antonio	DE	Texas A&M	1995

B

Last	First	Position	College	Years
Bakhtiari	Eric	LB	San Diego	2008, 2010
Barton	Kirk	T	Ohio State	2009
Bateman	Eric	T	Brigham Young	1998
Beeler	Chase	C	Stanford	2011
Bell	Shonn	TE	Virginia-Wise	2000
Bing	Darnell	OLB	Southern California	2007
Birdine	Larry	DE	Oklahoma	2008
Blades	Al	DB	Miami	2001
Blevins	Tony	FS	Kansas	1998
Boone	Alex	T	Ohio State	2009
Bradford	Mark	WR	Stanford	2008
Bradley	Mario	DB	Southern California	1997
Branch	Darrick	WR	Hawaii	1995
Brewer	C.J.	WR	Wyoming	2006
Briggs	Diyral	OLB	Bowling Green	2009
Bristol	Mark	T	Mansfield	2001
Brock	Tramaine	CB	Belhaven	2010
Brown	Darwin	CB	Texas Tech	1999
Brown	Jarrett	QB	West Virginia	2010
Browning	Alfonzo	WR	Kentucky	1994-95
Bruce	Arland	WR	Minnesota	2003
Bryant	Junior	DE	Notre Dame	1994
Burnett	Bryce	TE	San Jose State	1994
Burnett	Martail	DE	Utah	2009
Butler	Carson	TE	Michigan	2009

C

Last	First	Position	College	Years
Caldwell	Mike	WR	California	1994-95
Carr	William	DT	Michigan	2000
Carter	Dwight	WR	Hawaii	2000
Carter	Eric	DB	Knoxville	1996
Caulcrick	Jehuu	RB	Michigan State	2010
Childress	O.J.	LB	Clemson	2000
Clayton	Carey	C	Texas-El Paso	2001
Clayton	Thomas	RB	Kansas State	2007-08
Cloherty	Colin	TE	Brown	2010
Cloman	Scott	WR	Southern U.	2002-03
Coleman	Herbert	DE	Trinity, Ill.	1995
Collins	Dobson	WR	Gardner-Webb	2009
Cooper	Josh	DE	Mississippi	2004
Cooper	Roger	LB	Montana State	2005
Crecion	Gabe	TE	UCLA	2004
Cunningham	Alonzo	G	Iowa	2003-04
Curry	Markus	CB	Michigan	2007

D

Last	First	Position	College	Years
Dahl	Harvey	G	Nevada	2005, 2007
Davis	Bruce	OLB	UCLA	2010, 2012
Davis	Ennis	DT	Southern California	2001

Davis	Jerome	T	Minnesota	2002-03
Davis	Nate	QB	Ball State	2010
Davison	Jerone	RB	Arizona State	1995
Dildine	Steve	LB	Washington State	2007
Divens	Lamar	DL	Tennessee State	2012-*
Doman	Brandon	QB	Brigham Young	2004
Draft	Chris	OLB	Stanford	1999
Duckett	Damane	DT	East Carolina	2006-07

E

Last	First	Position	College	Years
Eiland	Deandre	S	South Carolina	2005
Ellison	Atiyah	DT	Missouri	2008
Elmore	Ricky	LB	Arizona	2011
Emanuel	Ben	S	UCLA	2005
Estrada	Sean	T	Pennsylvania	2007

F

Last	First	Position	College	Years
Farris	Jimmy	WR	Montana	2001
Feugill	John	T	Maryland	2002
Fields	Chafie	WR	Penn State	2000
Finley	Joe Jon	TE	Oklahoma	2008-09
Fleck	P.J.	WR	Northern Illinois	2004
Fountaine	Jamal	DE	Washington	1994
Fulton	Xavier	T	Illinois	2010

G

Last	First	Position	College	Years
Gentry	Josh	LB	Indianapolis	2000
Grant	Bakari	WR	California-Davis	2010
Grant	Larry	LB	Ohio State	2008
Grieb	Mike	TE	UCLA	1999

H

Last	First	Position	College	Years
Hairston	Jason	LB	California-Davis	1995
Hall	Chad	WR	Air Force	2012
Hall	Derek	T	Stanford	2011
Hall	Lamont	TE	Clemson	1999
Hamdan	Gibran	QB	Indiana	2006
Hannon	Chris	WR	Tennessee	2008
Hanson	Joselio	CB	Texas Tech	2003
Harden	Michael	CB	Missouri	2005
Harris	Mark	WR	Stanford	1996
Hastings	Joe	WR	Washburn	2011
Heard	Ronnie	S	Mississippi	2000
Herold	Zac	TE	Nebraska-Omaha	2007
Herrion	Thomas	G	Utah	2004
Herzing	Adam	WR	Cal Poly	2003
Hicks	Maurice	RB	North Carolina A&T	2004
Hill	Kahlil	WR	Iowa	2003
Hoffman-Ellis	Alex	LB	Washington State	2012
Holloway	Menson	DE	Texas-El Paso	2001
Holmes	Louis	DE	Arizona	2008
Hopson	Tyrone	G	Eastern Kentucky	2000
Howell	Nick	T	Southern California	2010
Hunter	Brice	WR	Georgia	1996

I

Last	First	Position	College	Years
Isom	Jasen	FB	Western Illinois	2002-03
Ivlow	John	RB	Colorado State	1994
Iwuchukwu	Bobby	LB	Purdue	2006

J				
Last	First	Position	College	Years
Jarrett	Craig	P	Michigan State	2002
Jensen	Erik	TE	Iowa	2004
Jerod-Eddie	Tony	DT	Texas A&M	2012
Johnson	Ian	RB	Boise State	2011
Johnson	Cam	LB	Virginia	2012
Jones	Colin	FS	Texas Christian	2011
Jones	Jim	G	Notre Dame	2005
Jordan	James	WR	Louisiana Tech	2002-03
Josue	Steve	LB	Carson-Newman	2004
Jurovich	Kevin	WR	San Jose State	2010

K				
Last	First	Position	College	Years
Katnik	Norm	G	Southern California	2005
Keasey	Zak	FB	Princeton	2005-07
Keith	John	S	Furman	2002-03
Keneley	Matt	DT	Southern California	1999-00
Kobdich	Josh	T	Fresno State	1999
Kopa	Matt	T	Stanford	2010
Kristick	Keaton	LB	Oregon State	2010
Kuehl	Ryan	LS	Virginia	1995

L				
Last	First	Position	College	Years
Lamb	Marc	T	Montana	1997
Landolt	Dennis	G	Penn State	2010
Landry	Michael	DE	Southern U.	2003-04
Lattimore	Keon	RB	Maryland	2009
Ledford	Dwayne	C	East Carolina	1999
Lee	Austin	DE	Stanford	2002-03
LeGree	Mark	DB	Appalachian State	2011
Lewis	Jermaine	WR	Western Michigan	2003
Lewis	Jonas	RB	San Diego State	2000
Lockett	Aaron	WR	Kansas State	2002
Lockett	Ricardo	WR	Fort Valley State	2012-*
Long	Lance	WR	Mississippi State	2010

M				
Last	First	Position	College	Years
Malveaux	Kelly	CB	Arizona	1998
Manuel	Sam	LB	New Mexico State	1996
Maragos	Chris	DB	Wisconsin	2010
Masifilo	Matthew	DT	Stanford	2012
Matthews	John	WR	San Diego	2011
Maxwell	Marcus	WR	Oregon	2005-06
McGuirk	Pat	DB	Cal Poly	1995-96
McKenzie	Kevin	WR	Washington State	1998
Miller	Brit	FB	Illinois	2009
Mincey	Jeremy	DE	Florida	2006
Miranda	Paul	CB	Central Florida	2000
Mitchell	Khalif	DT	East Carolina	2009
Moore	Jason	FS	San Diego State	2000

N				
Last	First	Position	College	Years
Nelms	Cory	DB	Miami	2011
Netter	Al	G	Northwestern	2012-*
Newberry	Jared	LB	Stanford	2006
Noble	Brandon	DT	Penn State	1997-98

O				
Last	First	Position	College	Years
Olivo	Brock	FB	Missouri	1998
Olson	Drew	QB	UCLA	2007
Omon	Xavier	RB	Northwest Missouri St.	2010-11

P				
Last	First	Position	College	Years
Palmer	Nathan	WR	Northern Illinois	2012
Parks	Nathan	C	Stanford	2001
Pay	Garry	C	Brigham Young	1994
Peters	Scott	C	Arizona State	2004
Pitts	Stephen	RB	Penn State	1996
Posey	Jeff	OLB	Southern Mississippi	1997
Provost	Tim	T	San Jose State	2004

R				
Last	First	Position	College	Years
Rabb	Jerard	WR	Boise State	2007
Rabe	Russel	DE	Minnesota-Duluth	2006
Radovich	Drew	T	Southern California	2009
Reed	Rayshun	DB	Troy	2004
Reese	Albert	DT	Grambling	1996-97
Reese	Marcus	LB	UCLA	2003
Renteria	D.J.	DT	New Mexico	2004
Reuland	Konrad	TE	Stanford	2011
Richie	David	DT	Washington	1998
Rodgers	Cory	WR	Texas Christian	2006
Roland	Justin	LB	Kansas State	2008
Rubio	Angel	DE	S.E. Missouri	1998
Rutherford	Reynard	RB	California	1996-97

S				
Last	First	Position	College	Years
Salmon	Mike	DB	Southern California	1996
Sanders	Darryl	DE	Virginia	2002
Scaccia	Fabrizio	K	No College	2010
Scharff	Scott	DE	Stanford	2005
Serwanga	Wasswa	CB	UCLA	1999
Shaw	Josh	DT	Michigan State	2003
Shearer	Curtis	WR	San Diego State	1996-97
Sheets	Kory	RB	Purdue	2009
Simmons	Monte	LB	Kent State	2011
Simonton	Ken	RB	Oregon State	2004
Smith	Harrison	DB	California	2006
Smith	Jonathan	RB	Washington State	2004
Smith	Trent	TE	Oklahoma	2005
Smith	Tyrone	DB	Baylor	1996, 1998
Smith	Tyson	LB	Iowa State	2007
Sobieski	Ben	G	Iowa	2005
Stanley	Matt	FB	UCLA	2004
Stanley	Ronald	LB	Michigan State	2005
Steele	Ben	TE	Mesa State	2002
Stephenson	Milford	T	Kansas State	2001
Stewart	Carl	RB	Auburn	2008
Strickland	Vernon	LB	Georgia Tech	1998
Suisham	Shaun	K	Bowling Green	2006
Swaggert	Brent	T	Montana State	2004
Swanson	Pete	G	Stanford	1999
Swift	Justin	TE	Kansas State	1999

T				
Last	First	Position	College	Years
Taylor	Curtis	S	Louisiana State	2012-*
Taylor	Kerry	WR	Arizona State	2011
Tenner	Jason	DT	Villanova	1999
Thomas	Edward	OLB	Georgia Southern	2000
Thomas	Michael	S	Stanford	2012-*
Thornton	Bruce	CB	Georgia	2005
Thornton	Carlos	DE	Alcorn State	1997
Toledo	Joe	T	Washington	2008
Toliver	Antoine	WR	Bethune-Cookman	2002
Treauldo	Ahmad	CB	Southern U.	2005
Tucker	B.J.	CB	Wisconsin	2005-06
Tukuafu	Will	DE	Oregon	2010



U

Last	First	Position	College	Years
Ulmer	Artie	OLB	Valdosta State	2000

W

Last	First	Position	College	Years
Wallace	Larry	WR	Southern California	1994
Washington	Mark	LB	Texas State	2007
Washington	Tavares	T	Florida	2006–07
Wesley	Joe	LB	Louisiana State	1999
Whitley	Eddie	CB	Virginia Tech	2012
Wiggins	Kenny	T	Fresno State	2012–*
Wilder	Sam	T	Colorado	2005–06
Wilhoite	Michael	LB	Washburn	2011–12
Williams	Brad	C	Notre Dame	2001
Williams	Jimmy	CB	Vanderbilt	2001
Williams	Michael	DB	UCLA	1995
Williams	Renauld	LB	Hofstra	2005–06
Wishom	Jerron	DB	Louisiana Tech	2006
Wright	Rodney	WR	Fresno State	2009
Wright–Fair	Shaumbe	RB	Washington State	1994
Wynn	DeShawn	RB	Florida	2010

V

Last	First	Position	College	Years
Yates	Max	LB	Marshall	2004

Z

Last	First	Position	College	Years
Zeigler	Dominique	WR	Baylor	2007–09
Zeigler	Doug	TE	Mississippi	2004



ALL-TIME UNDRAFTED FREE AGENTS TO MAKE THE ROSTER

1994

Last	First	Position	College	Years
Barber	Rudy	G	Miami	1994
Carolan	Brett	TE	Washington State	1994

1995

Last	First	Position	College	Years
Willis	Jamal	RB	Brigham Young	1995

1996

Last	First	Position	College	Years
Benefield	Daved	LB	Cal State–Northridge	1996
Fiore	Dave	G	Hofstra	1996
Harris	Mark	WR	Stanford	1996

1997

Last	First	Position	College	Years
Bradford	Vince	LB	Arkansas	1997
Bronson	Zack	FS	McNeese State	1997

1998

Last	First	Position	College	Years
Blevins	Tony	FS	Kansas	1998
Hobgood–Chittick	Nate	DT	North Carolina	1998
Richey	Wade	K	Louisiana State	1998

1999

Last	First	Position	College	Years
Dercher	Dan	T	Kansas	1999
Garcia	Jeff	QB	San Jose State	1999
Ledford	Dwayne	C	East Carolina	1999
Stanley	Chad	P	Stephen F. Austin	1999
Wesley	Joe	LB	Louisiana State	1999
Zelenka	Joe	LS	Wake Forest	1999

2000

Last	First	Position	College	Years
Dunlap	London	DE	Texas Christian	2000
Dupree	Terrence	TE	Duke	2000
Heard	Ronnie	SS	Mississippi	2000
Killings	Cedric	DT	Carson–Newman	2000
Lewis	Jonas	RB	San Diego State	2000
Thomas	Edward	OLB	Georgia Southern	2000

2001

Last	First	Position	College	Years
Baker	Jason	P	Iowa	2001
Blades	Al	DB	Miami	2001
Costa	Dave	G	Wisconsin	2001
Elam	Shane	OLB	Mississippi	2001
McCurley	Jeff	C	Pittsburgh	2001
Ray	Ricky	QB	Sacramento State	2001
Schlecht	John	DT	Minnesota	2001
Stephenson	Milford	T	Kansas State	2001
Stewart	Quincy	ILB	Louisiana Tech	2001

2002

Last	First	Position	College	Years
Moore	Brandon	ILB	Oklahoma	2002
Osika	Craig	G	Indiana	2002
Robertson	Jamal	RB	Ohio Northern	2002
Strong	Frank	OLB	Southern California	2002

2003

Last	First	Position	College	Years
Carpenter	Dwaine	FS	North Carolina A&T	2003

2004

Last	First	Position	College	Years
Adams	Mike	FS	Delaware	2004
Cooper	Josh	DE	Mississippi	2004
Fleck	P.J.	WR	Northern Illinois	2004
Reed	Rayshun	DB	Troy	2004

2005

Last	First	Position	College	Years
Amey	Otis	WR	Sacramento State	2005
Dahl	Harvey	G	Nevada	2005
Thornburg	Jeremy	FS	Northern Arizona	2005

2009

Last	First	Position	College	Years
Miller	Brit	FB	Illinois	2009
Briggs	Diyral	OLB	Bowling Green	2009
Walker	Derek	DE	Illinois	2009

2010

Last	First	Position	College	Years
Brock	Tramaine	CB	Belhaven	2010
Joseph	Alex	LB	Temple	2010
Kristick	Keaton	LB	Oregon State	2010
Maragos	Chris	DB	Wisconsin	2010
Tukuafu	Will	DE	Oregon	2010

2011

Last	First	Position	College	Years
Bogan	Dontavia	WR	South Florida	2011
Dobbs	Demarcus	DE	Georgia	2011
Hastings	Joe	WR	Washburn	2011
Tolzien	Scott	QB	Wisconsin	2011
Williams	Ian	NT	Notre Dame	2011

2012

Last	First	Position	College	Years
Celek	Garrett	TE	Michigan State	2012
Jerod–Eddie	Tony	DT	Texas A&M	2012

49ERS STARTERS

1950

Offense

LE	51	Gordy Soltau/ Hal Shoener/ Alex Loyd
LT	41	Don Campora/ Harley Dow
LG	37	Homer Hobbs/ Leo Nomellini
C	23	Bill Johnson
RG	33	Bruno Banducci/ Charles Shaw
RT	46	Clay Matthews/ Ray Collins
RE	53	Alyn Beals
QB	63	Frank Albert
LHB	83	Sam Cathcart/ Jim Cason/ Emil Sitko
RHB	91	John Strzykalski
FB	74	Joe Perry/ Norm Standlee

Defense

LE	52	Hal Shoener
LT	42	Leo Nomellini
MG	34	Visco Grgich
RT	43	Ray Collins
RE	54	Gail Bruce
LLB	71	Verl Lillywhite
MLB	22	Pete Wismann
RLB	72	Norm Standlee/ Don Burke
LW	83	Sam Cathcart
RW	92	Lowell Wagner
S	62	Jim Powers

1951

Offense

LE	51	Gordy Soltau/ Alyn Beals
LT	43	Ray Collins/ Leo Nomellini
LG	37	Nick Feher/ Don Burke
C	23	Bill Johnson
RG	33	Bruno Banducci
RT	42	Leo Nomellini/ Ray Collins
RE	58	Billy Wilson/ Alyn Beals
QB	63	Frank Albert/ Y.A. Tittle
LHB	81	Verl Lillywhite
RHB	91	John Strzykalski/ Pete Schabarum
FB	74	Joe Perry/ Norm Standlee

Defense

LE	47	Ed Henke
LT	43	Ray Collins/ Leo Nomellini
MG	34	Visco Grgich/ Al Carapella/ Bob Downs
RT	42	Leo Nomellini/

RE	54	Gail Bruce
LLB	72	Norm Standlee/ Jim Powers
MLB	73	Hardy Brown
RLB	22	Pete Wismann/ Verl Lillywhite/ Don Burke
LW	62	Jim Powers/ Rex Berry
RW	92	Lowell Wagner
S	93	Jim Cason

1952

Offense

LE	82	Gordy Soltau/ Bill Jessup/ J.R. Boone
LT	62	Bob Toneff
LG	69	Jerry Smith/ Nick Feher
C	53	Bill Johnson/ Pete Wismann
RG	63	Bruno Banducci
RT	73	Leo Nomellini
RE	84	Billy Wilson
QB	13	Frank Albert/ Y.A. Tittle
LHB	22	Joe Arenas/ J.R. Boone/ Gordy Soltau
RHB	39	Hugh McElhenny
FB	34	Joe Perry

Defense

LE	89	Ed Henke
LT	73	Leo Nomellini
MG	68	Bob Momsen/ Visco Grgich
RT	75	Al Carapella
RE	83	Pat O'Donahue/ Charlie Powell
LLB	15	Jim Powers
MLB	33	Hardy Brown
RLB	68	Don Burke
LW	23	Rex Berry
RW	42	Lowell Wagner
S	43	Jim Cason/ Sam Cathcart

1953

Offense

LE	82	Gordy Soltau
LT	64	Doug Hogland/ Hal Miller
LG	69	Jerry Smith
C	53	Bill Johnson
RG	63	Bruno Banducci
RT	79	Bob St.Clair
RE	84	Billy Wilson
QB	14	Y.A. Tittle/ Jim Powers
LHB	22	Joe Arenas
RHB	39	Hugh McElhenny
FB	34	Joe Perry

Defense

LE	83	Clay Matthews/ Charlie Powell/ Bob Van Doren
LT	73	Leo Nomellini
MG	62	Art Michalik
RT	75	Al Carapella
RE	87	Charlie Powell/ Bob Van Doren
LLB	36	John Morton/ Don Burke
MLB	33	Hardy Brown
RLB	54	Jack Manley
LH	23	Rex Berry
RH	42	Lowell Wagner/ Joe Arenas
S	45	Fred Bruney/ Jim Powers

1954

Offense

LE	82	Gordy Soltau/ Bill Jessup
LT	64	Doug Hogland
LG	67	Nick Feher
C	53	Bill Johnson/ Pete Brown
RG	63	Bruno Banducci/ Ted Connolly
RT	79	Bob St.Clair
RE	84	Billy Wilson
QB	14	Y.A. Tittle/ Jim Cason
LHB	35	John H. Johnson/ Joe Arenas
RHB	39	Hugh McElhenny/ Bill Jessup
FB	34	Joe Perry

Defense

LE	83	Clay Matthews
LT	73	Leo Nomellini
MG	75	Al Carapella/ Art Michalik/ Bob Hantla
RT	76	Marion Campbell/ Al Carapella
RE	86	Jackson Brumfield
LLB	33	Hardy Brown/ Billy Mixon/ Pete Brown
RLB	74	Bob Toneff/ Billy Mixon/ Don Burke
LW	23	Rex Berry/ Pete Schabarum/ Bill Jessup
RW	22	Joe Arenas/ Pete Schabarum
LS	25	John Williams
RS	43	Jim Cason/ Joe Arenas

1955

Offense

LE	82	Gordy Soltau/ Carroll Hardy
LT	73	Leo Nomellini
LG	64	Doug Hogland/ Eldred Kraemer
C	53	Bill Johnson
RG	68	Lou Palatella/ Ed Sharkey
RT	79	Bob St.Clair
RE	84	Billy Wilson
QB	14	Y.A. Tittle
LHB	22	Joe Arenas/ John H. Johnson/ Dickie Moegle/ Hugh McElhenny
RHB	39	Hugh McElhenny/ Carroll Hardy/ Joe Arenas
FB	34	Joe Perry/ Lem Harkey

Defense

LE	83	Clay Matthews
LT	74	Bob Toneff/ Al Carapella
MG	75	Al Carapella/ Bob Hantla/ Tom Stolhandske
RT	86	Tom Stolhandske
RE	76	Marion Campbell
RE	87	Charlie Powell/ Tom Stolhandske
LLB	55	Matt Hazeltine/ Ed Beatty/ Hardy Brown
RLB	33	Hardy Brown/ Bob Hantla
LW	40	George Maderos/ Paul Carr/ John H. Johnson
RW	49	Bob Luna/ John H. Johnson
LS	23	Rex Berry
RS	47	Dicky Moegle/ Bob Luna/ Ernie Smith

1956

Offense

LE	82	Gordy Soltau/ Clyde Conner
LT	78	Bob Cross/ Ed Henke
LG	74	Bob Toneff/ Ed Sharkey/ Ted Connolly/ Lou Palatella
C	53	Bill Johnson/ George Morris
RG	75	Ed Henke/ Bob Toneff/ Ted Connolly/ Lou Palatella
RT	79	Bob St.Clair
RE	84	Billy Wilson

QB	14	Y.A. Tittle/ Earl Morrall
LHB	39	Hugh McElhenny/ Dickie Moegle
RHB	22	Joe Arenas/ John H. Johnson/ Bill Jessup
FB	34	Joe Perry/ John H. Johnson

Defense

LE	77	Bruce Bosley
LT	73	Leo Nomellini
RT	72	Bill Herchman/ Bob Toneff
RE	87	Charlie Powell/ Ed Henke
LLB	50	Stan Sheriff/ Ed Sharkey/ Leo Rucka
MLB	54	Ed Beatty/ John Gonzaga/ Charlie Powell/ Tony Sardisco
RLB	55	Matt Hazeltine/ George Morris
LW	40	George Maderos/ Paul Carr/ Rex Berry
RW	57	Paul Carr/ Ernie Smith
LS	23	Rex Berry/ Bob Holladay
RS	47	Dicky Moegle/ Fred Bruney

1957

Offense

LE	88	Clyde Conner/ Gordy Soltau/ Hugh McElhenny
LT	78	Bob Cross
LG	68	Lou Palatella/ Bruce Bosley
C	53	Frank Morze
RG	64	Ted Connolly/ Lou Palatella/ Bruce Bosley
RT	79	Bob St.Clair/ Tom Dahms/ John Gonzaga
RE	84	Billy Wilson/ Gordy Soltau
QB	14	Y.A. Tittle/ John Brodie
LHB	39	Hugh McElhenny/ Joe Perry
RHB	27	R.C. Owens
FB	32	Gene Babb/ Joe Perry/ Larry Barnes

Defense

LE	75	Ed Henke
LT	73	Leo Nomellini
RT	72	Bill Herchman
RE	74	Bob Toneff

LLB 55 Matt Hazeltine/
54 Marv Matuszak/
50 Stan Sheriff
MLB 54 Marv Matuszak/
52 Karl Rubke
RLB 87 Charlie Powell/
55 Matt Hazeltine
LW 24 J.D. Smith/
57 Paul Carr
RW 20 Bill Stits
LS 40 Bob Holladay/
42 Jim Ridlon/
44 Val Joe Walker
RS 47 Dicky Moegle/
44 Val Joe Walker

1958

Offense

LE 88 Clyde Conner
LT 78 Bob Cross/
76 John Gonzaga
LG 77 Bruce Bosley/
68 Lou Palatella
C 58 Walt Yowarsky/
53 Frank Morze/
52 Karl Rubke/
68 Lou Palatella
RG 64 Ted Connolly/
66 John Wittenborn
RT 79 Bob St.Clair
RE 84 Billy Wilson/
82 Gordy Soltau/
87 Fred Dugan
QB 12 John Brodie/
14 Y.A. Tittle
LHB 39 Hugh McElhenny
RHB 27 R.C. Owens
FB 34 Joe Perry

Defense

LE 75 Ed Henke
LT 73 Leo Nomellini
MG 52 Karl Rubke/
57 Dennit Morris
RT 72 Bill Herchman
RE 74 Bob Toneff
LLB 54 Marv Matuszak/
50 Jerry Tubbs/
66 John Wittenborn
RLB 55 Matt Hazeltine
LH 80 Jerry Mertens
RH 20 Bill Stits
LS 42 Jim Ridlon/
29 Bill Atkins
RS 29 Bill Atkins/
47 Dicky Moegle/
42 Jim Ridlon

1959

Offense

LE 88 Clyde Conner/
87 Fred Dugan/
27 R.C. Owens/
47 Dicky Moegle
LT 78 John Thomas/
76 John Gonzaga
LG 77 Bruce Bosley/
66 John Wittenborn
C 53 Frank Morze/
52 Karl Rubke

52 Karl Rubke
RG 64 Ted Connolly
RT 79 Bob St.Clair
RE 84 Billy Wilson
QB 14 Y.A. Tittle/
12 John Brodie
LHB 24 J.D. Smith/
39 Hugh McElhenny
RHB 39 Hugh McElhenny/
27 R.C. Owens/
87 Fred Dugan/
24 J.D. Smith
FB 34 Joe Perry/
28 C.R. Roberts

Defense

LE 75 Ed Henke
LT 73 Leo Nomellini
RT 63 Monte Clark/
74 Henry Schmidt/
72 Bill Herchman
RE 70 Charlie Krueger
LLB 33 Clancy Osborne/
52 Karl Rubke
MLB 50 Jerry Tubbs
RLB 55 Matt Hazeltine
LH 80 Jerry Mertens
RH 40 Abe Woodson
LS 25 Dave Baker
RS 44 Eddie Dove

1960

Offense

LE 88 Clyde Conner
LT 78 John Thomas/
63 Monte Clark
LG 77 Bruce Bosley
C 53 Frank Morze/
52 Karl Rubke
RG 62 Mike Magac/
64 Ted Connolly
RT 79 Bob St.Clair/
76 Len Rohde
RE 85 Monty Stickles/
87 Dee Mackey
QB 12 John Brodie/
14 Y.A. Tittle
LHB 39 Hugh McElhenny/
24 J.D. Smith
RHB 27 R.C. Owens/
39 Hugh McElhenny
FB 24 J.D. Smith/
28 C.R. Roberts

Defense

LE 86 Dan Colchico/
63 Monte Clark
LT 73 Leo Nomellini/
74 Henry Schmidt
RT 63 Monte Clark/
53 Frank Morze
RE 70 Charlie Krueger
LLB 83 Gordon Kelley/
33 Clancy Osborne
MLB 54 Bob Harrison/
75 Ed Henke
RLB 55 Matt Hazeltine/
75 Ed Henke
LH 80 Jerry Mertens
RH 40 Abe Woodson

LS 25 Dave Baker/
42 Jim Ridlon
RS 44 Eddie Dove

1961

Offense

LE 89 Aaron Thomas (6)/
88 Clyde Conner (5)
LT 78 John Thomas (14)
LG 77 Bruce Bosley (14)
C 53 Frank Morze (14)
RG 64 Ted Connolly (14)
RT 79 Bob St.Clair (12)/
76 Len Rohde (2)
RE 85 Monty Stickles (14)
QB 12 John Brodie (14)
LHB 24 J.D. Smith (12)/
40 Abe Woodson (2)
RHB 27 R.C. Owens (13)
FB 32 C.R. Roberts.(10)

Defense

LE 86 Dan Colchico (14)
LT 73 Leo Nomellini (14)
RT 63 Monte Clark (8)/
70 Charlie Krueger (5)
RE 70 Charlie Krueger (9)/
60 Roland Lakes (5)
LLB 83 Gordon Kelley (14)/
33 Clancy Osborne (5)
MLB 54 Bob Harrison (10)/
66 Carlton Kammerer (4)
4RLB 55 Matt Hazeltine (14)
LH 80 Jerry Mertens (10)/
40 Abe Woodson (4)
RH 40 Abe Woodson (7)/
37 Jimmy Johnson (7)
LS 25 Dave Baker (14)
RS 44 Eddie Dove (14)

1962

Offense

LE 88 Clyde Conner (9)/
85 Monty Stickles (5)
LT 60 Roland Lakes (8)/
78 John Thomas (6)
LG 62 Mike Magac (14)
C 77 Bruce Bosley (9)/
52 Karl Rubke (5)
RG 64 Ted Connolly (11)/
72 Leon Donohue (3)
RT 79 Bob St.Clair (7)/
76 Len Rohde (5)
RE 85 Monty Stickles (9)/
30 Bernie Casey (5)
QB 12 John Brodie (14)
LHB 17 Billy Kilmer (10)/
24 J.D. Smith (1)/
35 Bobby Gaiters (1)/
33 Jim Vollenweider (1)/
88 Clyde Conner (1)
RHB 37 Jimmy Johnson (7)/
30 Bernie Casey (6)
FB 24 J.D. Smith (13)

Defense

LE 86 Dan Colchico (14)
LT 73 Leo Nomellini (14)
RT 70 Charlie Krueger (13)
RE 74 Clark Miller (11)/

75 John Mellekus (1)
LLB 54 Ed Pine (12)
MLB 78 John Thomas (7)/
66 Carlton Kammerer (7)
RLB 55 Matt Hazeltine (14)
LH 80 Jerry Mertens (10)/
45 Elbert Kimbrough (3)
RH 40 Abe Woodson (14)
LS 45 Elbert Kimbrough (6)/
42 Jim Ridlon (6)/
80 Jerry Mertens (2)
RS 44 Eddie Dove (10)/
29 Dale Messer (4)

1963

Offense

LE 88 Clyde Conner (9)/
37 Jimmy Johnson (2)/
30 Bernie Casey (2)
LT 76 Len Rohde (14)
LG 78 John Thomas (12)/
77 Bruce Bosley (2)
C 77 Bruce Bosley (7)/
52 Karl Rubke (7)
RG 72 Leon Donohue (14)
RT 79 Bob St.Clair (14)
RE 85 Monty Stickles (8)/
84 Gary Knafelc (6)
QB 17 Lamar McHan (9)/
12 John Brodie (3)/
11 Bobby Waters (2)
LHB 42 Don Lisbon (8)/
32 Lloyd Winston (3)
RHB 30 Bernie Casey (10)
FB 24 J.D. Smith (13)

Defense

LE 86 Dan Colchico (14)
LT 70 Charlie Krueger (7)/
73 Leo Nomellini (6)
RT 60 Roland Lakes (13)
RE 74 Clark Miller (14)
LLB 54 Ed Pine (14)
MLB 53 Mike Dowdle (13)
RLB 55 Matt Hazeltine (13)
LH 39 Kermit Alexander (11)
RH 40 Abe Woodson (13)
LS 45 Elbert Kimbrough (11)
RS 37 Jim Johnson (11)/
39 Kermit Alexander (3)

1964

Offense

LE 81 Dave Parks (14)
LT 76 Len Rohde (14)
LG 78 John Thomas (14)
C 77 Bruce Bosley (14)
RG 72 Leon Donohue (14)
RT 67 Walter Rock (14)
RE 85 Monty Stickles (14)
QB 12 John Brodie (12)
LHB 30 Bernie Casey (7)/
42 Don Lisbon (4)/
17 Billy Kilmer (3)
RHB 30 Bernie Casey (6)/
43 Dave Kopay (5)/
42 Don Lisbon (2)
FB 38 Mike Lind (10)/
22 Gary Lewis (3)

Defense

LE 86 Dan Colchico (11)/
52 Karl Rubke (3)
LT 70 Charlie Krueger (14)
RT 60 Roland Lakes (14)
RE 74 Clark Miller (12)
LLB 64 Dave Wilcox (9)/
54 Ed Pine (4)
MLB 53 Mike Dowdle (14)
RLB 55 Matt Hazeltine (14)
LH 37 Jim Johnson (14)
RH 40 Abe Woodson (7)/
48 Ben Scotti (7)
LS 45 Elbert Kimbrough (13)/
39 Kermit Alexander (1)
RS 39 Kermit Alexander (12)

1965

Offense

LE 81 Dave Parks (14)
LT 76 Len Rohde (14)
LG 78 John Thomas (14)
C 77 Bruce Bosley (14)
RG 68 Howard Mudd (14)
RT 67 Walter Rock (14)
RE 85 Monty Stickles (14)
QB 12 John Brodie (13)
LHB 44 John David Crow (13)
RHB 30 Bernie Casey (14)
FB 40 Ken Willard (14)

Defense

LE 52 Karl Rubke (11)
LT 70 Charlie Krueger (14)
RT 60 Roland Lakes (13)
RE 74 Clark Miller (14)
LLB 64 Dave Wilcox (14)
MLB 53 Mike Dowdle (11)/
50 Ed Beard (3)
RLB 55 Matt Hazeltine (8)/
58 Jack Chapple (6)
LH 37 Jim Johnson (14)
RH 80 Jerry Mertens (13)/
39 Kermit Alexander (1)
LS 45 Elbert Kimbrough (14)
RS 39 Kermit Alexander (9)/
20 George Donnelly (5)

1966

Offense

LE 81 Dave Parks (14)
LT 76 Len Rohde (14)
LG 78 John Thomas (14)
C 77 Bruce Bosley (14)
RG 68 Howard Mudd (14)
RT 67 Walter Rock (14)
RE 85 Monty Stickles (14)
QB 12 John Brodie (13)
HB 44 John David Crow (14)
FB 40 Ken Willard (14)
FL 30 Bernie Casey (13)

Defense

LE 75 Jim Norton (11)/
80 Stan Hindman (3)
LT 70 Charlie Krueger (14)
RT 60 Roland Lakes (14))
RE 74 Clark Miller (14)
LLB 64 Dave Wilcox (14)
MLB 50 Ed Beard (14)

RLB 55 Matt Hazeltine (12)
 LH 37 Jim Johnson (14)
 RH 39 Kermit Alexander (14)
 LS 45 Elbert Kimbrough (13)
 RS 20 George Donnelly (6)/
 27 Alvin Randolph (5)

1967

Offense

LE 81 Dave Parks (9)/
 83 Sonny Randle (5)
 LT 76 Len Rohde (14)
 LG 66 Elmer Collett (9)/
 78 John Thomas (5)
 C 77 Bruce Bosley (14)
 RG 68 Howard Mudd (14)
 RT 67 Walter Rock (14)
 RE 85 Monty Stickles (8)/
 89 Bob Windsor (6)
 QB 12 John Brodie (10)/
 11 Steve Spurrier (2)/
 10 George Mira (2)
 HB 44 John David Crow (14)
 FB 40 Ken Willard (14)
 FL 88 Dick Witcher (9)/
 83 Sonny Randle (5)

Defense

LE 80 Stan Hindman (13)
 LT 70 Charlie Krueger (14)
 RT 60 Roland Lakes (13)
 RE 74 Clark Miller (13)
 LLB 64 Dave Wilcox (14)
 MLB 50 Ed Beard (14)
 RLB 55 Matt Hazeltine (12)
 LH 37 Jim Johnson (11)
 RH 39 Kermit Alexander (13)
 SS 45 Elbert Kimbrough (13)
 FS 35 Goose Gonsoulin (7)/
 20 George Donnelly (6)

1968

Offense

LE 88 Dick Witcher (14)
 LT 76 Len Rohde (14)
 LG 66 Elmer Collett (14)
 C 77 Bruce Bosley (14)
 RG 68 Howard Mudd (14)
 RT 79 Cas Banaszek (14)
 RE 44 John David Crow (14)
 QB 12 John Brodie (14)
 RB 40 Ken Willard (14)
 RB 22 Gary Lewis (14)
 FL 85 Clifton McNeil (14)

Defense

LE 80 Stan Hindman (14)
 LT 70 Charlie Krueger (14)
 RT 60 Roland Lakes (14)
 RE 74 Clark Miller (14)
 LLB 64 Dave Wilcox (14)
 MLB 50 Ed Beard (14)
 RLB 55 Matt Hazeltine (14)
 LH 37 Jim Johnson (14)
 RH 39 Kermit Alexander (14)
 SS 27 Alvin Randolph (14)
 FS 30 Johnny Fuller (10)/
 32 Mel Phillips (3)

1969
Offense
 LE 18 Gene Washington (14)
 LT 76 Len Rohde (14)
 LG 66 Elmer Collett (14)
 C 75 Forrest Blue (14)
 RG 69 Woody Peoples (14)
 RT 79 Cas Banaszek (14)
 RE 89 Bob Windsor (14)
 QB 11 Steve Spurrier (8)/
 12 John Brodie (6)
 RB 40 Ken Willard (13)
 RB 42 Doug Cunningham (13)
 FL 88 Dick Witcher (7)/
 85 Clifton McNeil (7)

Defense

LE 80 Stan Hindman (10)/
 74 Earl Edwards (4)
 LT 70 Charlie Krueger (14)
 RT 60 Roland Lakes (14)
 RE 72 Bill Belk (12)
 LLB 64 Dave Wilcox (14)
 MLB 57 Frank Nunley (10)/
 50 Ed Beard (4)
 RLB 52 Skip Vanderbundt (12)
 LH 37 Jim Johnson (14)
 RH 39 Kermit Alexander (12)
 SS 27 Alvin Randolph (11)
 FS 32 Mel Phillips (9)/
 25 Roosevelt Taylor (5)

1970

Offense

WR 88 Dick Witcher (10)/
 85 Preston Riley (4)
 LT 76 Len Rohde (14)
 LG 65 Randy Beisler (12)
 C 75 Forrest Blue (14)
 RG 69 Woody Peoples (14)
 RT 79 Cas Banaszek (12)
 TE 89 Bob Windsor (14)
 WR 18 Gene Washington (13)
 QB 12 John Brodie (14)
 RB 40 Ken Willard (14)
 RB 42 Doug Cunningham (12)

Defense

LE 53 Tommy Hart (14)
 LT 70 Charlie Krueger (14)
 RT 60 Roland Lakes (14)
 RE 72 Bill Belk (10)/
 86 Cedrick Hardman (4)
 LLB 64 Dave Wilcox (14)
 MLB 57 Frank Nunley (14)
 RLB 52 Skip Vanderbundt (12)
 LCB 37 Jim Johnson (14)
 RCB 44 Bruce Taylor (13)
 SS 32 Mel Phillips (14)
 FS 43 Windlan Hall (14)

1971

Offense

WR 88 Dick Witcher (14)
 LT 76 Len Rohde (14)
 LG 65 Randy Beisler (14)
 C 75 Forrest Blue (14)
 RG 69 Woody Peoples (14)
 RT 79 Cas Banaszek (14)

TE 82 Ted Kwalick (14)
 WR 18 Gene Washington (14)
 QB 12 John Brodie (14)
 RB 40 Ken Willard (14)
 RB 22 Vic Washington (13)
Defense
 LE 53 Tommy Hart (14)
 LT 70 Charlie Krueger (10)/
 80 Stan Hindman (4)
 RT 74 Earl Edwards (14)
 RE 86 Cedrick Hardman (13)
 LLB 64 Dave Wilcox (14)
 MLB 57 Frank Nunley (14)
 RLB 52 Skip Vanderbundt (14)
 LCB 37 Jim Johnson (14)
 RCB 44 Bruce Taylor (14)
 SS 32 Mel Phillips (11)/
 23 Johnny Fuller (3)
 FS 25 Roosevelt Taylor (11)

1972

Offense

WR 18 Gene Washington (14)
 LT 76 Len Rohde (14)
 LG 65 Randy Beisler (14)
 C 75 Forrest Blue (14)
 RG 69 Woody Peoples (14)
 RT 79 Cas Banaszek (13)
 TE 82 Ted Kwalick (14)
 WR 85 Preston Riley (9)/
 88 Dick Witcher (5)
 QB 11 Steve Spurrier (11)/
 12 John Brodie (3)
 RB 22 Vic Washington (13)
 RB 40 Ken Willard (11)/
 35 Larry Schreiber (3)

Defense

LE 53 Tommy Hart (14)
 LT 70 Charlie Krueger (14)
 RT 74 Earl Edwards (12)
 RE 86 Cedrick Hardman (12)
 LLB 64 Dave Wilcox (14)
 MLB 57 Frank Nunley (9)/
 50 Ed Beard (5)
 RLB 52 Skip Vanderbundt (14)
 LCB 37 Jim Johnson (14)
 RCB 44 Bruce Taylor (14)
 SS 32 Mel Phillips (14)
 FS 38 Mike Simpson (9)/
 23 Johnny Fuller (5)

1973

Offense

WR 46 Dan Abramowicz (11)/
 17 John Isenbarger (3)
 LT 76 Len Rohde (14)
 LG 67 John Watson (7)/
 65 Randy Beisler (7)
 C 75 Forrest Blue (14)
 RG 69 Woody Peoples (14)
 RT 79 Cas Banaszek (9)/
 67 John Watson (5)
 TE 82 Ted Kwalick (14)
 WR 18 Gene Washington (13)
 QB 12 John Brodie (6)/
 11 Steve Spurrier (5)/
 19 Joe Reed (3)
 RB 22 Vic Washington (13)

RB 40 Ken Willard (9)/
 35 Larry Schreiber (4)
Defense
 LE 53 Tommy Hart (14)
 LT 70 Charlie Krueger (14)
 RT 56 Bob Hoskins (13)
 RE 86 Cedrick Hardman (11)/
 72 Bill Belk (3)
 LLB 64 Dave Wilcox (14)
 MLB 58 Jim Sniadecki (11)/
 57 Frank Nunley (3)
 RLB 59 Willie Harper (11)/
 52 Skip Vanderbundt (3)
 LCB 37 Jim Johnson (13)
 RCB 44 Bruce Taylor (11)/
 49 Ralph McGill (3)
 SS 32 Mel Phillips (14)
 FS 38 Mike Simpson (7)/
 43 Windlan Hall (5)

1974

Offense

WR 18 Gene Washington (14)
 LT 76 Len Rohde (14)
 LG 67 John Watson (12)
 C 75 Forrest Blue (12)
 RG 69 Woody Peoples (9)/
 65 Randy Beisler (2)/
 77 Jean Barrett (2)
 RT 79 Cas Banaszek (14)
 TE 84 Tom Mitchell (13)
 WR 46 Dan Abramowicz (14)
 QB 14 Tom Owen (7)/
 19 Joe Reed (4)/
 10 Dennis Morrison (2)/
 16 Norm Snead (1)
 RB 40 Wilbur Jackson (12)
 RB 35 Larry Schreiber (13)

Defense

LE 53 Tommy Hart (14)
 LT 72 Bill Belk (13)
 RT 56 Bob Hoskins (14)
 RE 86 Cedrick Hardman (14)
 LLB 64 Dave Wilcox (11)/
 52 Skip Vanderbundt (3)
 MLB 57 Frank Nunley (13)
 RLB 59 Willie Harper (14)
 LCB 37 Jim Johnson (13)
 RCB 44 Bruce Taylor (8)/
 49 Ralph McGill (6)
 SS 32 Mel Phillips (6)/
 43 Windlan Hall (6)
 FS 43 Windlan Hall (6)/
 20 Mike Holmes (6)

1975

Offense

WR 18 Gene Washington (14)
 LT 67 John Watson (12)
 LG 68 Bob Penchion (8)/
 77 Jean Barrett (6)
 C 54 Bill Reid (13)
 RG 69 Woody Peoples (14)
 RT 79 Cas Banaszek (14)
 TE 84 Tom Mitchell (12)
 WR 88 Terry Beasley (6)/
 20 Mike Holmes (4)/
 22 Bob Hayes (3)

QB 11 Steve Spurrier (7)/
 16 Norm Snead (7)
 RB 24 Delvin Williams (12)
 RB 35 Larry Schreiber (14)
Defense
 LE 53 Tommy Hart (14)
 LT 60 Bill Sandifer (12)
 RT 56 Bob Hoskins (14)
 RE 86 Cedrick Hardman (14)
 LLB 52 Skip Vanderbundt (14)
 MLB 57 Frank Nunley (14)
 RLB 50 Dave Washington (14)
 LCB 37 Jim Johnson (14)
 RCB 44 Bruce Taylor (11)
 SS 32 Mel Phillips (8)/
 43 Windlan Hall (3)
 FS 49 Ralph McGill (9)/
 43 Windlan Hall (5)

1976

Offense

WR 18 Gene Washington (14)
 LT 77 Jean Barrett (14)
 LG 65 Steve Lawson (13)
 C 62 Randy Cross (12)/
 67 John Watson (4)
 RG 61 Andy Maurer (8)/
 67 John Watson (6)
 RT 79 Cas Banaszek (8)/
 71 Keith Fahnhorst (6)
 TE 84 Tom Mitchell (14)
 WR 87 Jim Lash (7)/
 81 Willie McGee (6)
 QB 16 Jim Plunkett (12)
 RB 24 Delvin Williams (14)
 RB 40 Wilbur Jackson (14)

Defense

LE 53 Tommy Hart (14)
 LT 74 Jimmy Webb (14)
 RT 72 Cleveland Elam (14)
 RE 86 Cedrick Hardman (11)
 LLB 52 Skip Vanderbundt (14)
 MLB 57 Frank Nunley (12)
 RLB 50 Dave Washington (14)
 LCB 37 Jim Johnson (13)
 RCB 44 Bruce Taylor (13)
 SS 32 Mel Phillips (13)
 FS 49 Ralph McGill (10)/
 23 Bruce Rhodes (3)

1977

Offense

WR 18 Gene Washington (14)
 LT 77 Jean Barrett (14)
 LG 65 Steve Lawson (13)
 C 51 Randy Cross (14)
 RG 69 Woody Peoples (14)
 RT 71 Keith Fahnhorst (14)
 TE 84 Tom Mitchell (13)
 WR 83 Kenny Harrison (10)
 QB 16 Jim Plunkett (14)
 RB 40 Wilbur Jackson (14)
 RB 24 Delvin Williams (14)

Defense

LE 53 Tommy Hart (14)
 LT 74 Jimmy Webb (13)
 RT 72 Cleveland Elam (14)
 RE 86 Cedrick Hardman (14)

LLB 52 Skip Vanderbundt (9)/
59 Willie Harper (5)
MLB 55 Bruce Elia (7)/
52 Skip Vanderbundt (5)/
54 Ed Bradley (2)
RLB 50 Dave Washington (10)/
59 Willie Harper (4)
LCB 42 Anthony Leonard (13)
RCB 44 Bruce Taylor (14)
SS 32 Mel Phillips (14)
FS 49 Ralph McGill (13)

1978

Offense

WR 84 Elmo Boyd (7)/
83 Kenny Harrison (6)/
80 Terry LeCount (3)
LT 67 Ron Singleton (8)/
68 John Ayers (8)
LG 65 Ernie Hughes (11)/
68 John Ayers (4)
C 51 Randy Cross (9)/
56 Fred Quillan (7)
RG 62 Walt Downing (14)
RT 71 Keith Fahnhorst (15)
TE 81 Ken MacAfee (13)
WR 88 Freddie Solomon (14)
QB 17 Steve DeBerg (11)/
19 Scott Bull (5)
RB 32 O.J. Simpson (10)/
36 Paul Hofer (6)
RB 33 Greg Boykin (8)/
38 Bob Ferrell (8)

Defense

LE 78 Archie Reese (12)/
72 Cleveland Elam (4)
LT 74 Jimmy Webb (16)
RT 75 Ed Galigher (15)
RE 86 Cedrick Hardman (16)
LLB 50 Joe Harris (16)
MLB 57 Dan Bunz (16)
RLB 54 Ed Bradley (15)
LCB 42 Anthony Leonard (10)/
49 Vern Roberson (4)
RCB 22 Eddie Lewis (16)
SS 24 Chuck Crist (9)/
26 Bob Jury (7)
FS 49 Vern Roberson (9)/
24 Chuck Crist (6)

1979

Offense

WR 88 Freddie Solomon (8)/
87 Dwight Clark (4)
LT 67 Ron Singleton (15)
LG 68 John Ayers (16)
C 56 Fred Quillan (16)
RG 51 Randy Cross (16)
RT 71 Keith Fahnhorst (16)
TE 81 Ken MacAfee (12)
WR 84 Mike Shumann (14)
QB 17 Steve DeBerg (15)
RB 32 O.J. Simpson (8)/
36 Paul Hofer (7)
RB 40 Wilbur Jackson (15)

Defense

LE 78 Archie Reese (16)
LT 75 Ted Vincent (15)

RT 74 Jimmy Webb (15)
RE 86 Cedrick Hardman (11)/
76 Dwaine Board (5)
LLB 55 Scott Hilton (6)/
52 Jeff McIntyre (3)/
54 Bob Martin (2)/
50 Ron Shumon (2)
MLB 57 Dan Bunz (12)
RLB 59 Willie Harper (16)
LCB 28 Charles Cornelius (14)
RCB 29 Gerard Williams (14)
SS 30 Tim Gray (15)
FS 27 Tony Dungy (7)/
46 Melvin Morgan (5)/
22 Dwight Hicks (4)

1980

Offense

WR 87 Dwight Clark (12)
LT 67 Ron Singleton (15)
LG 68 John Ayers (16)
C 56 Fred Quillan (16)
RG 51 Randy Cross (16)
RT 71 Keith Fahnhorst (16)
TE 86 Charlie Young (15)
WR 88 Freddie Solomon (12)/
89 James Owens (4)
QB 17 Steve DeBerg (9)/
16 Joe Montana (7)
RB 36 Paul Hofer (6)/
47 Don Woods (5)/
35 Nenvil Elliott (3)
RB 49 Earl Cooper (16)

Defense

4 – 3 alignment—
(Games 1 – 10, 13, 16)
LE 74 Jimmy Webb (5)/
79 Jim Stuckey (5)/
65 Lawrence Pillers (2)
LT 78 Archie Reese (12)
RT 75 Ted Vincent (10)/
65 Lawrence Pillers (2)
RE 74 Jimmy Webb (6)/
76 Dwaine Board (3)/
65 Lawrence Pillers (2)
LLB 59 Willie Harper (9)/
58 Keena Turner (2)
MLB 55 Scott Hilton (6)/
57 Dan Bunz (6)
RLB 52 Bobby Leopold (12)
LCB 46 Melvin Morgan (5)/
28 Charles Cornelius (5)/
29 Gerard Williams (1)/
26 Ray Rhodes (1)
RCB 44 Charles Johnson (10)/
26 Ray Rhodes (2)
SS 33 Ricky Churchman (11)/
26 Ray Rhodes (1)
FS 22 Dwight Hicks (12)

Defense

**switched to 3 – 4 alignment—*
(Games 11, 12, 14, 15)
LE 79 Jim Stuckey (4)
NT 78 Archie Reese (4)
RE 65 Lawrence Pillers (4)
LOLB 59 Willie Harper (2)/
58 Keena Turner (2)
LILB 57 Dan Bunz (4)

RILB 50 Terry Tautolo (3)/
55 Scott Hilton (1)
ROLB 52 Bobby Leopold (3)/
50 Terry Tautolo (1)
LCB 26 Ray Rhodes (3)/
28 Charles Cornelius (1)
RCB 44 Charles Johnson (4)
SS 33 Ricky Churchman (4)
FS 22 Dwight Hicks (4)

1981

Offense

WR 87 Dwight Clark (16)
LT 61 Dan Audick (16)
LG 68 John Ayers (16)
C 56 Fred Quillan (16)
RG 51 Randy Cross (16)
RT 71 Keith Fahnhorst (16)
TE 86 Charlie Young (16)
WR 88 Freddie Solomon (15)
QB 16 Joe Montana (16)
RB 32 Ricky Patton (16)
RB 49 Earl Cooper (11)/
38 Johnny Davis (4)

Defense

3 – 4 alignment—(14 games)
LE 79 Jim Stuckey (13)
NT 78 Archie Reese (13)
RE 76 Dwaine Board (11)
LOLB 59 Willie Harper (13)
LILB 57 Dan Bunz (8)/
64 Jack Reynolds (4)
RILB 64 Jack Reynolds (9)/
54 Craig Puki (4)
ROLB 58 Keena Turner (13)
LCB 42 Ronnie Lott (13)
RCB 21 Eric Wright (13)
SS 27 Carlton Williamson (13)
FS 22 Dwight Hicks (13)

Defense

4 – 3 alignment—(Games 10, 16)
LE 79 Jim Stuckey (3)
LT 78 Archie Reese (3)
RT 65 Lawrence Pillers (2)/
76 Dwaine Board (1)
RE 74 Jimmy Webb (3)
LLB 64 Jack Reynolds (2)/
59 Willie Harper (1)
MLB 54 Craig Puki (1)/
52 Bobby Leopold (1)/
64 Jack Reynolds (1)
RILB 58 Keena Turner (1)/
59 Willie Harper (1)/
52 Bobby Leopold (1)
LCB 42 Ronnie Lott (3)
RCB 21 Eric Wright (3)
SS 27 Carlton Williamson (3)
FS 22 Dwight Hicks (3)

1982

Offense

WR 87 Dwight Clark (8)
LT 78 Lindsey Mason (8)
LG 68 John Ayers (8)
C 56 Fred Quillan (9)
RG 51 Randy Cross (8)
RT 71 Keith Fahnhorst (9)

TE 86 Charlie Young (8)
WR 88 Freddie Solomon (6)
QB 16 Joe Montana (8)
RB 25 Jeff Moore (4)/
30 Bill Ring (1)
RB 49 Earl Cooper (5)/
30 Bill Ring (2)

Defense

LE 79 Jim Stuckey (7)/
65 Lawrence Pillers (2)
NT 67 Pete Kugler (4)/
75 John Harty (4)/
65 Lawrence Pillers (1)
RE 75 John Harty (3)/
65 Lawrence Pillers (2)/
76 Dwaine Board (1)/
79 Jim Stuckey (1)/
67 Pete Kugler (1)/
72 Jeff Stover (1)
LOLB 59 Willie Harper (5)/
53 Milt McColl (2)
LILB 64 Jack Reynolds (8)
RILB 55 Bob Horn (6)/
57 Dan Bunz (2)/
64 Jack Reynolds (1)
ROLB 58 Keena Turner (9)
LCB 42 Ronnie Lott (9)
RCB 21 Eric Wright (7)
SS 27 Carlton Williamson (8)
FS 22 Dwight Hicks (9)

1983

Offense

WR 87 Dwight Clark (12)
LT 77 Bubba Paris (16)
LG 68 John Ayers (16)
C 56 Fred Quillan (15)
RG 51 Randy Cross (15)
RT 71 Keith Fahnhorst (16)
TE 81 Russ Francis (14)
WR 88 Freddie Solomon (11)
QB 16 Joe Montana (16)
RB 26 Wendell Tyler (15)
RB 33 Roger Craig (12)/
30 Bill Ring (4)

Defense

LE 65 Lawrence Pillers (13)
NT 67 Pete Kugler (16)
RE 76 Dwaine Board (13)
LOLB 59 Willie Harper (16)
LILB 50 Riki Ellison (14)
RILB 64 Jack Reynolds (13)
ROLB 58 Keena Turner (14)
LCB 42 Ronnie Lott (12)
RCB 21 Eric Wright (15)
SS 27 Carlton Williamson (8)/
24 Rick Gervais (5)/
45 Bobby Leopold (2)
FS 22 Dwight Hicks (15)

1984

Offense

WR 87 Dwight Clark (15)
LT 77 Bubba Paris (15)
LG 68 John Ayers (16)
C 56 Fred Quillan (16)
RG 51 Randy Cross (16)
RT 71 Keith Fahnhorst (15)

TE 89 Earl Cooper (8)/
81 Russ Francis (7)
WR 88 Freddie Solomon (13)
QB 16 Joe Montana (15)
RB 26 Wendell Tyler (15)
RB 33 Roger Craig (16)

Defense

LE 79 Jim Stuckey (7)/
65 Lawrence Pillers (7)
NT 78 Manu Tuiaosopo (16)
RE 76 Dwaine Board (16)
LOLB 57 Dan Bunz (16)
LILB 50 Riki Ellison (16)
RILB 64 Jack Reynolds (14)
ROLB 58 Keena Turner (16)
LCB 42 Ronnie Lott (8)/
29 Mario Clark (6)/
22 Dwight Hicks (1)/
49 Jeff Fuller (1)
RCB 21 Eric Wright (14)/
42 Ronnie Lott (2)
SS 27 Carlton Williamson (15)
FS 22 Dwight Hicks (15)/
42 Ronnie Lott (1)

1985

Offense

WR 87 Dwight Clark (14)
LT 77 Bubba Paris (16)
LG 68 John Ayers (16)
C 56 Fred Quillan (16)
RG 51 Randy Cross (14)
RT 71 Keith Fahnhorst (16)
TE 81 Russ Francis (15)
WR 88 Freddie Solomon (12)/
80 Jerry Rice (4)
QB 16 Joe Montana (15)
RB 26 Wendell Tyler (13)
RB 33 Roger Craig (15)

Defense

LE 72 Jeff Stover (11)/
75 John Harty (4)
NT 95 Michael Carter (9)/
78 Manu Tuiaosopo (7)
RE 76 Dwaine Board (16)
LOLB 90 Todd Shell (12)/
53 Milt McColl (4)
LILB 50 Riki Ellison (16)
RILB 99 Michael Walter (13)
ROLB 58 Keena Turner (16)
LCB 42 Ronnie Lott (10)/
22 Dwight Hicks (6)
RCB 21 Eric Wright (16)
SS 27 Carlton Williamson (16)
FS 22 Dwight Hicks (10)/
42 Ronnie Lott (6)

1986

Offense

WR 87 Dwight Clark (14)
LT 77 Bubba Paris (9)/
69 Bruce Collie (7)
LG 68 John Ayers (14)
C 56 Fred Quillan (16)
RG 51 Randy Cross (16)
RT 71 Keith Fahnhorst (16)
TE 81 Russ Francis (14)
WR 80 Jerry Rice (15)

QB 16 Joe Montana (8)/
9 Jeff Kemp (6)
RB 28 Joe Cribbs (10)
RB 33 Roger Craig (15)
Defense
LE 72 Jeff Stover (6)/
75 John Hartly (5)/
78 Manu Tuiaosopopo (3)/
76 Dwaine Board (2)
NT 95 Michael Carter (13)/
78 Manu Tuiaosopopo (3)
RE 76 Dwaine Board (12)
LOLB 53 Milt McColl (16)
LILB 50 Riki Ellison (16)
RILB 55 Jim Fahnhorst (15)
ROLB 58 Keena Turner (16)
LCB 22 Tim McKyer (16)
RCB 29 Don Griffin (15)
SS 27 Carlton Williamson (16)
FS 42 Ronnie Lott (14)

1987

Offense
WR 85 Michael Wilson (8)/
87 Dwight Clark (3)/
82 John Taylor (2)
LT 77 Bubba Paris (10)
LG 61 Jesse Sapolu (9)/
62 Guy McIntyre (3)
C 51 Randy Cross (8)/
56 Fred Quillan (4)
RG 69 Bruce Collie (8)/
51 Randy Cross (4)
RT 79 Harris Barton (9)/
71 Keith Fahnhorst (3)
TE 81 Russ Francis (7)/
86 John Frank (5)
WR 80 Jerry Rice (11)
QB 16 Joe Montana (11)
RB 33 Roger Craig (9)/
28 Joe Cribbs (3)
RB 44 Tom Rathman (7)/
33 Roger Craig (5)

Defense
LE 67 Pete Kugler (7)/
72 Jeff Stover (5)
NT 95 Michael Carter (12)
RE 76 Dwaine Board (10)
LOLB 53 Milt McColl (11)
LILB 50 Riki Ellison (12)
RILB 99 Michael Walter (12)
ROLB 58 Keena Turner (10)/
90 Todd Shell (2)
LCB 22 Tim McKyer (10)/
29 Don Griffin (2)
RCB 29 Don Griffin (10)
SS 49 Jeff Fuller (10)
FS 42 Ronnie Lott (12)

1988

Offense
WR 85 Michael Wilson (10)/
81 Wes Chandler (4)/
82 John Taylor (2)
LT 74 Steve Wallace (16)
LG 61 Jesse Sapolu (16)
C 51 Randy Cross (16)
RG 62 Guy McIntyre (12)/

69 Bruce Collie (4)
RT 79 Harris Barton (15)
TE 89 Ron Heller (9)/
86 John Frank (6)
WR 80 Jerry Rice (16)
QB 16 Joe Montana (13)
RB 33 Roger Craig (15)
RB 44 Tom Rathman (16)

Defense
3-4 alignment
LE 91 Larry Roberts (14)
NT 95 Michael Carter (14)
RE 75 Kevin Fagan (13)
LOLB 94 Charles Haley (14)
LILB 50 Riki Ellison (12)
RILB 99 Michael Walter (14)
ROLB 58 Keena Turner (7)/
53 Bill Romanowski (7)
LCB 22 Tim McKyer (14)
RCB 21 Eric Wright (9)/
29 Don Griffin (5)
SS 49 Jeff Fuller (14)
FS 42 Ronnie Lott (12)

Defense
4-3 alignment—(Games 4, 14)
LE 91 Larry Roberts (2)
LT 95 Michael Carter (2)
RT 92 Kevin Lilly (1)/
67 Pete Kugler (1)
RE 96 Daniel Stubbs (1)/
75 Kevin Fagan (1)
ILB 58 Keena Turner (1)/
55 Jim Fahnhorst (1)
ILB 50 Riki Ellison (1)/
99 Michael Walter (1)
RLB 99 Michael Walter (1)/
53 Bill Romanowski (1)
LCB 22 Tim McKyer (2)
RCB 29 Don Griffin (1)/
21 Eric Wright (1)
SS 49 Jeff Fuller (2)
FS 46 Tom Holmoe (2)

1989

Offense
WR 82 John Taylor (15)/
85 Michael Wilson (1)
LT 77 Bubba Paris (16)
LG 62 Guy McIntyre (14)
C 61 Jesse Sapolu (16)
RG 69 Bruce Collie (14)
RT 79 Harris Barton (15)
TE 84 Brent Jones (16)
WR 80 Jerry Rice (16)
QB 16 Joe Montana (13)
RB 33 Roger Craig (16)
RB 44 Tom Rathman (16)

Defense
LE 78 Pierce Holt (10)/
91 Larry Roberts (5)/
NT 95 Michael Carter (8)/
67 Pete Kugler (5)
RE 75 Kevin Fagan (15)
LOLB 94 Charles Haley (16)
LILB 54 Matt Millen (9)/
55 Jim Fahnhorst (7)
RILB 99 Michael Walter (16)
ROLB 58 Keena Turner (12)/

53 Bill Romanowski (4)
LCB 26 Darryl Pollard (14)
RCB 29 Don Griffin (16)
SS 31 Chet Brooks (16)
FS 42 Ronnie Lott (9)/
49 Jeff Fuller (5)

1990

Offense
WR 82 John Taylor (14)
LT 77 Bubba Paris (16)
LG 62 Guy McIntyre (16)
C 61 Jesse Sapolu (16)
RG 79 Harris Barton (16)
RT 74 Steve Wallace (16)
TE 84 Brent Jones (16)
WR 80 Jerry Rice (16)
QB 16 Joe Montana (15)
RB 33 Roger Craig (12)/
35 Dexter Carter (4)
RB 44 Tom Rathman (16)

Defense
LE 78 Pierce Holt (16)
NT 95 Michael Carter (13)/
64 Jim Burt (3)
RE 75 Kevin Fagan (16)
LOLB 94 Charles Haley (16)
LILB 54 Matt Millen (16)
RILB 59 Keith DeLong (13)/
99 Michael Walter (3)
ROLB 53 Bill Romanowski (16)
LCB 26 Darryl Pollard (16)
RCB 29 Don Griffin (16)
SS 31 Chet Brooks (8)/
43 Dave Waymer (5)/
40 Johnnie Jackson (3)
FS 42 Ronnie Lott (9)/
43 Dave Waymer (6)

1991

Offense
WR 82 John Taylor (16)
LT 74 Steve Wallace (16)
LG 62 Guy McIntyre (16)
C 61 Jesse Sapolu (16)
RG 67 Roy Foster (16)
RT 79 Harris Barton (16)
TE 84 Brent Jones (9)/
81 Jamie Williams (7)
WR 80 Jerry Rice (16)
QB 8 Steve Young (10)/
13 Steve Bono (6)
RB 35 Dexter Carter (12)/
30 Keith Henderson (4)
RB 44 Tom Rathman (16)

Defense
LE 78 Pierce Holt (11)/
96 Dennis Brown (4)
NT 95 Michael Carter (13)
RE 91 Larry Roberts (9)/
75 Kevin Fagan (7)
LOLB 94 Charles Haley (14)
LILB 59 Keith DeLong (13)
RILB 99 Michael Walter (11)/
90 Darin Jordan (3)
ROLB 53 Bill Romanowski (14)
LCB 36 Merton Hanks (7)/
27 Mark Lee (4)/

45 Kevin Lewis (3)/
25 Eric Davis (2)
RCB 29 Don Griffin (16)
SS 43 Dave Waymer (15)
FS 22 Todd Bowles (14)

1992

Offense
WR 82 John Taylor (8)/
88 Mike Sherrard (8)
LT 74 Steve Wallace (16)
LG 62 Guy McIntyre (16)
C 61 Jesse Sapolu (16)
RG 67 Roy Foster (16)
RT 79 Harris Barton (14)
TE 84 Brent Jones (15)
WR 80 Jerry Rice (16)
QB 8 Steve Young (16)
RB 32 Ricky Watters (13)
RB 44 Tom Rathman (15)

Defense
LE 78 Pierce Holt (15)
NT 95 Michael Carter (11)/
97 Ted Washington (4)
RE 75 Kevin Fagan (11)/
96 Dennis Brown (3)/
97 Ted Washington (2)
LOLB 92 Tim Harris (14)
LILB 59 Keith DeLong (9)/
53 Bill Romanowski (3)/
99 Michael Walter (2)
RILB 99 Michael Walter (11)/
53 Bill Romanowski (2)
ROLB 53 Bill Romanowski (11)
LCB 25 Eric Davis (16)
RCB 29 Don Griffin (16)
SS 41 David Whitmore (11)/
31 Thane Gash (3)/
36 Merton Hanks (2)
FS 28 Dana Hall (15)/
40 Johnnie Jackson (1)

1993

Offense
WR 82 John Taylor (16)
LT 74 Steve Wallace (15)
LG 62 Guy McIntyre (16)
C 61 Jesse Sapolu (16)
RG 64 Ralph Tamm (16)
RT 79 Harris Barton (15)
TE 84 Brent Jones (16)
WR 80 Jerry Rice (16)
QB 8 Steve Young (16)
RB 32 Ricky Watters (13)
RB 44 Tom Rathman (4)

Defense
3-4 alignment—(Games 1-5, 12)
LE 96 Dennis Brown (5)
NT 94 Dana Stubblefield (4)/
97 Ted Washington (2)
RE 97 Ted Washington (2)/
96 Dennis Brown* (1)/
95 Artie Smith (2)/
75 Kevin Fagan (1)
LOLB 58 Todd Kelly (5)/
72 Mark Thomas (1)
LILB 59 Keith DeLong (2)/

99 Mike Walter (3)/
36 Merton Hanks* (1)
RILB 53 Bill Romanowski (6)
ROLB 55 John Johnson (4)/
98 Antonio Goss (1)/
LCB 25 Eric Davis (6)
RCB 29 Don Griffin (4)/
26 Mike McCruder (2)
SS 46 Tim McDonald (6)
FS 28 Dana Hall (3)/
36 Merton Hanks (3)

*18-Oct—changed to 4-3 align-
ment—(Games 6-11, 13-16)*

LE 96 Dennis Brown (8)/
95 Artie Smith (1)/
92 Troy Wilson (1)
LT 94 Dana Stubblefield (9)/
97 Ted Washington (1)
RT 97 Ted Washington (7)/
96 Dennis Brown (2)/
95 Artie Smith (1)
RE 75 Kevin Fagan (6)/
95 Artie Smith (3)/
92 Troy Wilson (1)
LLB 55 John Johnson (4)/
53 Bill Romanowski (4)/
99 Mike Walter (1)/
59 Keith DeLong (1)
MLB 99 Mike Walter (6)/
53 Bill Romanowski (2)/
52 Larry Kelm (1)/
RILB 53 Bill Romanowski (5)/
55 John Johnson (3)/
LCB 25 Eric Davis (10)
RCB 29 Don Griffin (8)/
36 Merton Hanks (2)
SS 46 Tim McDonald (10)
FS 36 Merton Hanks (8)/
28 Dana Hall (2)

1994

Offense
WR 82 John Taylor (15)/
88 Nate Singleton (1)
LT 74 Steve Wallace (16)
LG 61 Jesse Sapolu (13)
C 66 Bart Oates (15)
RG 63 Derrick Deese (15)
RT 79 Harris Barton (9)/
65 Harry Boatswain (4)/
75 Frank Pollack (3)
TE 84 Brent Jones (15)
WR 80 Jerry Rice (16)
QB 8 Steve Young (16)
RB 32 Ricky Watters (16)
RB 40 William Floyd (11)/
43 Marc Logan (5)

Defense
LE 96 Dennis Brown (14)
LT 97 Bryant Young (16)
RT 94 Dana Stubblefield (14)
RE 57 Rickey Jackson (14)
LILB 54 Lee Woodall (13)
RILB 50 Gary Plummer (16)
ROLB 51 Ken Norton, Jr. (16)
LCB 25 Eric Davis (16)
RCB 21 Deion Sanders (12)/
36 Merton Hanks (4)

SS 46 Tim McDonald (16)
 FS 36 Merton Hanks (11)/
 28 Dana Hall (5)

1995

Offense

WR 82 John Taylor (12)/
 LT 74 Steve Wallace (12)/
 76 Kirk Scrafford (4)
 LG 61 Jesse Sapolu (14)/
 76 Kirk Scrafford (2)
 C 66 Bart Oates (14)/
 61 Jesse Sapolu (2)
 RG 69 Rod Milstead (12)
 RT 79 Harris Barton (12)/
 76 Kirk Scrafford (4)
 TE 84 Brent Jones (16)
 85 Greg Clark (4)
 WR 80 Jerry Rice (16)
 QB 8 Steve Young (11)/
 18 Elvis Grbac (5)
 RB 20 Derek Loville (16)
 RB 40 William Floyd (8)/
 27 Adam Walker (7)

Defense

LE 96 Dennis Brown (16)
 LT 97 Bryant Young (12)
 RT 94 Dana Stubblefield (16)
 RE 57 Rickey Jackson (16)
 LILB 54 Lee Woodall (16)
 RILB 51 Ken Norton, Jr. (16)
 ROLB 50 Gary Plummer (14)
 LCB 25 Eric Davis (15)
 RCB 23 Marquez Pope (16)
 SS 46 Tim McDonald (16)
 FS 36 Merton Hanks (16)

1996

Offense

WR 81 Terrell Owens (10)/
 83 J.J. Stokes (6)
 LT 74 Steve Wallace (16)
 LG 65 Ray Brown (16)
 C 61 Jesse Sapolu (16)
 RG 67 Chris Dalman (16)
 RT 79 Harris Barton (13)/
 75 Frank Pollack (2)/
 TE 84 Brent Jones (10)/
 85 Ted Popson (6)
 WR 80 Jerry Rice (16)
 QB 8 Steve Young (13)/
 18 Elvis Grbac (3)
 RB 41 Terry Kirby (9)/
 20 Derek Loville (7)
 RB 40 William Floyd (9)/
 44 Tommy Vardell (6)/
 29 Anthony Lynn (1)

Defense

LE 92 Roy Barker (16)
 LT 97 Bryant Young (16)
 RT 94 Dana Stubblefield (16)
 RE 56 Chris Doleman (16)
 LILB 54 Lee Woodall (14)/
 51 Ken Norton, Jr. (2)
 RILB 51 Ken Norton, Jr. (13)/
 ROLB 50 Gary Plummer (10)/
 55 Kevin Mitchell (3)/
 LCB 22 Tyrone Drakeford (16)
 RCB 23 Marquez Pope (16)

SS 46 Tim McDonald (16)
 FS 36 Merton Hanks (16)

1997

Offense

WR 83 J.J. Stokes (16)
 LT 63 Derrick Deese (13)
 LG 65 Ray Brown (16)
 C 67 Chris Dalman (13)
 RG 66 Kevin Gogan (16)
 RT 76 Kirk Scrafford (16)
 TE 84 Brent Jones (12)/
 85 Greg Clark (4)
 WR 81 Terrell Owens (15)/
 80 Jerry Rice (1)
 QB 8 Steve Young (15)
 RB 20 Garrison Hearst (13)/
 41 Terry Kirby (3)
 RB 40 William Floyd (15)

Defense

LE 92 Roy Barker (14)
 LT 97 Bryant Young (11)/
 90 Junior Bryant (4)
 RT 94 Dana Stubblefield (16)
 RE 56 Chris Doleman (16)
 LILB 54 Lee Woodall (16)
 RILB 50 Gary Plummer (16)
 ROLB 51 Ken Norton, Jr. (16)
 LCB 26 Rod Woodson (14)
 RCB 38 Darnell Walker (11)/
 23 Marquez Pope (5)
 SS 46 Tim McDonald (15)
 FS 36 Merton Hanks (16)

1998

Offense

WR 83 J.J. Stokes (12)/
 81 Terrell Owens (4)
 LT 63 Derrick Deese (8)/
 72 Jamie Brown (5)/
 74 Dave Fiore (3)
 LG 65 Ray Brown (16)
 C 67 Chris Dalman (15)
 RG 66 Kevin Gogan (16)
 RT 63 Derrick Deese (8)/
 76 Kirk Scrafford (8)
 TE 85 Greg Clark (9)/
 82 Irv Smith (7)
 WR 80 Jerry Rice (16)
 QB 8 Steve Young (15)
 RB 20 Garrison Hearst (16)
 RB 44 Marc Edwards (12)

Defense

LE 92 Roy Barker (16)
 LT 97 Bryant Young (12)/
 98 Gabe Wilkins (4)
 RT 90 Junior Bryant (16)
 RE 56 Chris Doleman (16)
 LILB 54 Lee Woodall (15)
 RILB 55 Winfred Tubbs (15)
 ROLB 51 Ken Norton, Jr. (16)
 LCB 38 Darnell Walker (10)/
 43 Antonio Langham (6)
 RCB 21 R.W. McQuarters (7)/
 38 Darnell Walker (6)/
 23 Marquez Pope (3)
 SS 46 Tim McDonald (16)
 FS 36 Merton Hanks (16)

1999

Offense

WR 81 Terrell Owens (12)/
 83 J.J. Stokes (4)
 LT 74 Dave Fiore (16)
 LG 65 Ray Brown (16)
 C 67 Chris Dalman (15)
 RG 62 Jeremy Newberry (14)/
 63 Derrick Deese (2)
 RT 63 Derrick Deese (14)/
 62 Jeremy Newberry (2)
 TE 85 Greg Clark (11)
 WR 80 Jerry Rice (16)
 QB 5 Jeff Garcia (10)/
 18 Steve Stenstrom (3)/
 8 Steve Young (3)
 RB 25 Charlie Garner (15)
 RB 40 Fred Beasley (11)/
 44 Tommy Vardell (4)

Defense

LE 96 Jeff Posey (6)/
 90 Junior Bryant (5)/
 95 Marvin Washington (5)
 LT 97 Bryant Young (16)
 RT 90 Junior Bryant (11)/
 99 Brentson Buckner (5)
 RE 98 Gabe Wilkins (15)
 LILB 54 Lee Woodall (16)
 RILB 55 Winfred Tubbs (15)
 ROLB 51 Ken Norton, Jr. (16)
 LCB 38 Darnell Walker (8)/
 21 R.W. McQuarters (4)
 RCB 35 Ramos McDonald (7)/
 29 Mark McMillian (6)
 SS 46 Tim McDonald (16)
 FS 30 Lance Schulters (13)

2000

Offense

WR 81 Terrell Owens (13)
 LT 63 Derrick Deese (13)
 LG 65 Ray Brown (16)
 C 62 Jeremy Newberry (16)
 RG 74 Dave Fiore (15)
 RT 78 Scott Gragg (16)
 TE 85 Greg Clark (15)
 WR 80 Jerry Rice (16)
 QB 5 Jeff Garcia (16)
 RB 25 Charlie Garner (15)
 FB 40 Fred Beasley (15)

Defense

LE 94 Anthony Pleasant (16)
 LT 97 Bryant Young (15)
 RT 99 Brentson Buckner (16)
 RE 95 John Engelberger (13)/
 90 Junior Bryant (3)
 LILB 96 Jeff Posey (9)/
 98 Julian Peterson (7)
 LILB 51 Ken Norton, Jr. (15)
 RILB 55 Winfred Tubbs (14)/
 LCB 29 Ahmed Plummer (14)
 RCB 36 Jason Webster (11)
 SS 30 Lance Schulters (8)/
 28 John Keith (3)/
 38 Ronnie Heard (3)
 FS 23 Pierson Prioleau (5)/
 31 Zack Bronson (6)
 30 Lance Schulters (4)

2001

Offense

WR 81 Terrell Owens (16)
 LT 63 Derrick Deese (16)
 LG 65 Ray Brown (16)
 C 62 Jeremy Newberry (15)
 RG 74 Dave Fiore (16)
 RT 78 Scott Gragg (16)
 TE 82 Eric Johnson (14)
 WR 83 J.J. Stokes (16)
 QB 5 Jeff Garcia (16)
 RB 20 Garrison Hearst (16)
 FB 40 Fred Beasley (12)

Defense

LE 96 Andre Carter (15)
 LT 97 Bryant Young (16)
 RT 94 Dana Stubblefield (16)
 RE 95 John Engelberger (14)
 LILB 98 Julian Peterson (14)
 LILB 50 Derek Smith (14)
 RILB 53 Jeff Ulbrich (14)
 LCB 29 Ahmed Plummer (15)
 RCB 36 Jason Webster (16)
 SS 30 Lance Schulters (16)
 FS 31 Zack Bronson (16)

2002

Offense

WR 81 Terrell Owens (14)
 LT 63 Derrick Deese (14)
 LG 66 Eric Heitmann (12)/
 74 Dave Fiore (3)
 C 62 Jeremy Newberry (16)
 RG 65 Ron Stone (15)
 RT 78 Scott Gragg (16)
 TE 82 Eric Johnson (10)/
 88 Justin Swift (4)
 WR 89 Tai Streets (14)/
 83 J.J. Stokes (8)
 QB 5 Jeff Garcia (16)
 RB 20 Garrison Hearst (16)
 FB 40 Fred Beasley (14)

Defense

LE 96 Andre Carter (16)
 LT 97 Bryant Young (16)
 RT 94 Dana Stubblefield (15)
 RE 91 Chike Okeafor (16)
 LILB 98 Julian Peterson (16)
 LILB 50 Derek Smith (16)
 RILB 53 Jeff Ulbrich (13)/
 55 Jamie Winborn (3)
 LCB 29 Ahmed Plummer (15)
 RCB 36 Jason Webster (16)
 SS 33 Tony Parrish (11)
 FS 38 Ronnie Heard (6)/
 31 Zack Bronson (5)/
 33 Tony Parrish (5)

2003

Offense

WR 81 Terrell Owens (15)
 LT 63 Derrick Deese (11)/
 77 Kwame Harris (5)
 LG 66 Eric Heitmann (8)/
 69 Kyle Kosier (7)
 C 62 Jeremy Newberry (16)
 RG 65 Ron Stone (13)/
 69 Kyle Kosier (2)

RT 78 Scott Gragg (14)/
 69 Kyle Kosier (2)
 TE 88 Jed Weaver (15)
 WR 89 Tai Streets (16)
 QB 5 Jeff Garcia (13)/
 13 Tim Rattay (3)
 RB 20 Garrison Hearst (12)/
 32 Kevan Barlow (4)
 FB 40 Fred Beasley (11)

Defense

LE 95 John Engelberger (15)
 LT 97 Bryant Young (16)
 RT 90 Travis Kirschke (15)
 RE 96 Andre Carter (16)
 LILB 98 Julian Peterson (16)
 LILB 50 Derek Smith (16)
 RILB 53 Jeff Ulbrich (15)
 LCB 29 Ahmed Plummer (14)
 RCB 24 Mike Rumph (13)
 SS 33 Tony Parrish (16)
 FS 31 Zack Bronson (12)

2004

Offense

WR 84 Cedrick Wilson (15)
 LT 69 Kyle Kosier (9)/
 77 Kwame Harris (7)
 LG 66 Eric Heitmann (16)
 C 52 Brock Gutierrez (15)
 RG 65 Justin Smiley (9)/
 69 Kyle Kosier (7)
 RT 78 Scott Gragg (16)
 TE 82 Eric Johnson (14)
 WR 85 Brandon Lloyd (13)
 QB 13 Tim Rattay (9)/
 7 Ken Dorsey (7)
 RB 32 Kevin Barlow (14)
 FB 40 Fred Beasley (10)

Defense

LE 95 John Engelberger (15)
 LT 91 Anthony Adams (12)
 RT 97 Bryant Young (16)
 RE 96 Andre Carter (6)/
 94 Brandon Whiting (5)/
 92 Tony Brown (4)
 LILB 53 Jeff Ulbrich (14)
 LILB 50 Derek Smith (14)
 RILB 55 Jamie Winborn (10)
 LCB 29 Ahmed Plummer (6)/
 23 Jimmy Williams (6)
 RCB 36 Shawntae Spencer (12)
 SS 33 Tony Parrish (16)
 FS 38 Ronnie Heard (14)

2005

Offense

WR 83 Arnaz Battle (8)/
 84 Johnnie Morton (7)/
 LT 68 Adam Snyder (7)/
 67 Anthony Clement (6)/
 75 Jonas Jennings (3)
 LG 65 Justin Smiley (16)
 C 52 Jeremy Newberry (10)/
 66 Eric Heitmann (6)
 RG 66 Eric Heitmann (10)/
 64 David Baas (5)
 RT 77 Kwame Harris (16)
 TE 49 Terry Jones (5)/

47 Billy Bajema (5)
WR 85 Brandon Lloyd (15)
QB 11 Alex Smith (7/
13 Tim Rattay (4)
RB 32 Kevin Barlow (12)
FB 40 Fred Beasley (7)

Defense

LE 97 Bryant Young (13)
NT 91 Anthony Adams (15)
RE 94 Marques Douglas (15)
LOLB 98 Julian Peterson (15)
LILB 56 Brandon Moore (8/
50 Derek Smith (5)
RILB 50 Derek Smith (11/
53 Jeff Ulbrich (5)
ROLB 96 Andre Carter (13)
LCB 26 Bruce Thornton (11)
RCB 36 Shawntae Spencer (14)
SS 33 Tony Parrish (9/
38 Ben Emanuel (7)
FS 20 Mike Adams (9)

2006

Offense

WR 83 Arnaz Battle (15)
LT 75 Jonas Jennings (13)
LG 71 Larry Allen (11)
C 66 Eric Heitmann (14)
RG 65 Justin Smiley (16)
RT 77 Kwame Harris (16)
TE 85 Vernon Davis (8/
47 Billy Bajema (6)

WR 81 Antonio Bryant (11)
QB 11 Alex Smith (16)
RB 21 Frank Gore (16)
FB 40 Moran Norris (7)

Defense

LE 97 Bryant Young (16)
DT 93 Ron Fields (9)
DT 91 Anthony Adams (5)
DE 94 Marques Douglas (16)
RE 96 Melvin Oliver (14)
LB 56 Brandon Moore (11)
LB 50 Derek Smith (12)
LB 99 Manny Lawson (11)
LCB 36 Shawntae Spencer (13)
RCB 27 Walt Harris (15)
SS 26 Mark Roman (11/
33 Tony Parrish (5)
FS 28 Keith Lewis (9/
20 Mike Adams (8)

2007

Offense

WR 83 Arnaz Battle (15)
LT 68 Adam Snyder (11/
75 Jonas Jennings (5)
LG 71 Larry Allen (16)
C 66 Eric Heitmann (16)
RG 65 Justin Smiley (8/
64 David Baas (8)
RT 74 Joe Staley (16)
TE 85 Vernon Davis (14)
WR 82 Darrell Jackson (15)
QB 11 Alex Smith (7/
12 Trent Dilfer (6)
RB 21 Frank Gore (15)
FB 40 Moran Norris (5)

Defense

LE 97 Bryant Young (15)
DT 92 Aubrayo Franklin (13/
90 Isaac Sopoaga (3)
DE 94 Marques Douglas (16)
LOLB 98 Parys Haralson (11)
LILB 50 Derek Smith (14)
RILB 52 Patrick Willis (16)
ROLB 95 Tully Banta-Cain (10)
LCB 22 Nate Clements (16)
RCB 27 Walt Harris (15)
SS 32 Michael Lewis (16)
FS 26 Mark Roman (16)

2008

Offense

WR 82 Bryant Johnson (12)
LT 74 Joe Staley (16)
LG 68 Adam Snyder (7/
64 David Baas (9)
C 66 Eric Heitmann (16)
RG 69 Tony Wragge (10/
62 Chilo Rachal (6)
RT 65 Barry Sims (8/
68 Adam Snyder (6/
75 Jonas Jennings (2)
TE 85 Vernon Davis (16)
WR 88 Isaac Bruce (15)
QB 13 Shaun Hill (8/
14 J.T. O'Sullivan (8)
RB 21 Frank Gore (15)

Defense

LE 91 Ray McDonald (8)
NT 92 Aubrayo Franklin (15)

DT 90 Isaac Sopoaga (15)
DE 94 Justin Smith (16)
OLB 98 Parys Haralson (10)
LILB 51 Takeo Spikes (13/
53 Jeff Ulbrich (3)
RILB 52 Patrick Willis (16)
OLB 99 Manny Lawson (10)
LCB 22 Nate Clements (15)
RCB 27 Walt Harris (16)
SS 32 Michael Lewis (16)
FS 26 Mark Roman (16)

2009

Offense

WR 84 Josh Morgan (15)
LT 74 Joe Staley (9)
65 Barry Sims (7)
LG 64 David Baas (16)
C 66 Eric Heitmann (16)
RG 62 Chilo Rachal (15)
RT 68 Adam Snyder (15)
TE 85 Vernon Davis (16)
46 Delanie Walker (8)
WR 15 Michael Crabtree (11)
88 Isaac Bruce (7)
QB 11 Alex Smith (10)
13 Shaun Hill (6)
RB 21 Frank Gore (14)
29 Glen Coffee (2)
FB 44 Moran Norris (7)

Defense

DT 90 Isaac Sopoaga (16)
NT 92 Aubrayo Franklin (16)
DT 94 Justin Smith (16)
SAM 99 Manny Lawson (16)
TED 51 Takeo Spikes (15)
MIKE 52 Patrick Willis (16)
WILL 98 Parys Haralson (16)
LCB 22 Nate Clements (6)
31 Dre' Bly (6)
25 Tarell Brown (4)
RCB 36 Shawntae Spencer (16)
SS 32 Michael Lewis (15)
FS 38 Dashon Goldson (16)

2010

Offense

WR 84 Josh Morgan (11)
LT 74 Joe Staley (9)
65 Barry Sims (7)

LG 77 Mike lupati (16)
C 64 David Baas (16)
RG 62 Chilo Rachal (14)
68 Adam Snyder (2)
RT 76 Anthony Davis (16)
TE 85 Vernon Davis (16)
TE 46 Delanie Walker (8)
TE 82 Nate Byham (3)
WR 15 Michael Crabtree (15)
QB 11 Alex Smith (10)
1 Troy Smith (6)
RB 21 Frank Gore (11)
20 Brian Westbrook (5)
FB 44 Moran Norris (11)

Defense

DT 90 Isaac Sopoaga (16)
NT 92 Aubrayo Franklin (16)
DT 94 Justin Smith (16)
SAM 99 Manny Lawson (16)
TED 51 Takeo Spikes (16)
MIKE 52 Patrick Willis (15)
WILL 98 Parys Haralson (15)
55 Ahmad Brooks (1)
LCB 36 Shawntae Spencer (16)
RCB 22 Nate Clements (16)
SS 30 Reggie Smith (7)
23 Taylor Mays (6)
32 Michael Lewis (3)
FS 38 Dashon Goldson (16)

2011

Offense

WR 15 Michael Crabtree (14)
17 Braylon Edwards (5)
LT 74 Joe Staley (16)
LG 77 Mike lupati (16)
C 59 Jonathan Goodwin (16)
RG 68 Adam Snyder (13)
62 Chilo Rachal (3)
RT 76 Anthony Davis (16)
TE 85 Vernon Davis (16)
TE 46 Delanie Walker (7)
TE 81 Justin Peelle (2)
WR 15 Joshua Morgan (5)
19 Ted Ginn Jr. (3)
QB 11 Alex Smith (16)
RB 21 Frank Gore (15)
FB 49 Bruce Miller (8)
44 Moran Norris (2)

Defense

DT 91 Ray McDonald (15)
NT 90 Isaac Sopoaga (15)

DT 94 Justin Smith (16)
OLB 55 Ahmad Brooks (16)
ILB 53 NaVorro Bowman (16)
ILB 52 Patrick Willis (13)
54 Larry Grant (3)
OLB 98 Parys Haralson (16)
LCB 22 Carlos Rogers (16)
RCB 25 Tarell Brown (16)
SS 31 Donte Whitner (15)
FS 38 Dashon Goldson (14)
20 Madiou Williams (2)

2012

Offense

WR 15 Michael Crabtree (16)
LT 74 Joe Staley (16)
LG 77 Mike lupati (16)
C 59 Jonathan Goodwin (16)
RG 75 Alex Boone (16)
RT 76 Anthony Davis (16)
TE 85 Vernon Davis (16)
46 Delanie Walker (4)
WR 82 Mario Manningham (10)
QB 11 Alex Smith (9)
7 Colin Kaepernick (7)
RB 21 Frank Gore (16)
FB 49 Bruce Miller (12)

Defense

DT 91 Ray McDonald (16)
NT 90 Isaac Sopoaga (9)
DT 94 Justin Smith (14)
OLB 55 Ahmad Brooks (16)
ILB 53 NaVorro Bowman (16)
ILB 52 Patrick Willis (16)
OLB 98 Aldon Smith (16)
LCB 22 Carlos Rogers (16)
RCB 25 Tarell Brown (16)
CB 29 Chris Culliver (6)
SS 31 Donte Whitner (16)
FS 38 Dashon Goldson (16)



HISTORICAL HIGHLIGHTS

1949

December 10, the NFL and AAFC announced that the two leagues will merge. The NFL agrees to adopt Baltimore, Cleveland and San Francisco as new franchises.

1950

The 49ers struggled in their NFL debut, winning only three games. A rival coach described them as “not big enough or tough enough.”

1951

In an amazing reversal of form sparked by a great rookie group, the 49ers were in the race until the season’s final day and finished only a half game off the top. Led by LB Hardy Brown and his famed shoulder tackle, the club had one of the toughest defensive units in the League. QB Y.A. Tittle and E Billy Wilson began their great 49er careers.

1952

After a blazing start, the 49ers slumped in mid-season. HB Hugh “The King” McElhenny came off the University of Washington campus to become the NFL PLAYER OF THE YEAR and the most feared runner in football.

1953

The 49ers had their best NFL showing posting a 9–3 record, normally good enough for a championship. Detroit, however, was 10–2. Two of San Francisco’s losses came with QB Y.A. Tittle sidelined because of a severe facial injury. The three defeats were by a total of nine points. FB Joe “The Jet” Perry became one of the few players in pro history to gain more than 1,000 yards in a single season. E Gordy Soltau was the league’s top scorer for the second straight year.

1954

The 49ers jumped out to a blazing start, posting a 4–0–1 record through the season’s first five games. However the early momentum was slowed by injuries to three key members of the legendary “Million Dollar Backfield.” QB Y.A. Tittle, HB Hugh McElhenny and FB Joe Perry all missed action with different injuries, but Perry returned to become the first player to record 1,000 yards rushing in consecutive seasons.

1955

With HB Hugh McElhenny hobbled by a foot injury, the 49ers had their second-worst season in history under Norman P. Strader, who succeeded Buck Shaw as head coach.

1956

In head coach Frankie Albert’s first year at the helm, the 49ers were in last place at mid-season with a 1–6 record. They went 4–0–1 in their last five games for a brilliant stretch drive.

1957

This undoubtedly was one of the most emotional and dramatic seasons in 49ers history. Every game was a cliffhanger and the Alley Oop pass from QB Y.A. Tittle to rookie HB R.C. Owens became a household byword. Emotions reached a peak when the beloved Tony Morabito collapsed and died of a heart attack at the Chicago Bears game on Oct. 27. Trailing 17–7, the 49ers fought back for a great victory, 21–17. The magnificent E Billy Wilson caught a pass from Tittle for the winning touchdown in the fourth quarter. Tied with Detroit at 8–4 when the season ended, the 49ers lost the playoff game, 31–27, after holding a 27–7 lead in the third quarter.

1958

An up-and-down season finished on a high note with victories over Green Bay and Baltimore. The 6–6 record, however, was blackened by the 33–3 and 56–7 lacerations at the hands of the Los Angeles Rams. Head coach Frankie Albert resigned at the end of the year.

1959

With Howard W. “Red” Hickey in charge, the 49ers were in contention all the way and QB John Brodie came into his own at quarterback when he led the team to a 21–20 upset of Cleveland. HB J.D. Smith, a converted defensive back, became the second 49er to accumulate more than 1,000 yards rushing.

1960

Howard W. “Red” Hickey saved a seemingly hopeless season when he installed his shotgun attack and the club captured four of its last five games, including a 30–22 upset of Baltimore.

1961

The success of Howard W. Hickey’s shotgun amazed the football world, especially in a 49–0 victory over Detroit. QB Billy Kilmer, a passing–running rookie from UCLA, was made to order for the new offense. When the shotgun stopped, QB John Brodie took over again in the T formation and had the finest season in 49ers QB annals. Indicating the evenness of NFL competition, the 49ers were playing for a second-place tie, plus a trip to the Runner–up Bowl at Miami, or a fifth–place position on the last day of the season. The Colts again won by three points, but 1961 will remain as one of the most exciting and interesting years in 49ers history.

1962

For the first time since 1956, the 49ers finished a frustrating season with more defeats than victories. In so doing, the honored adage of “it’s easier to win at home than on the road,” proved false—the 49ers won only one of seven at Kezar Stadium, but captured five of seven road contests.

1963 – A multitude of injuries to key personnel started the 49ers off to a disappointing 2–12 season. One of the victories, however, was a 20–14 upset of ultimate world champion Chicago, the only league defeat suffered by the Bears all season.

1964

Club Chief Executive Victor P. Morabito died of a heart attack in May. Injuries to key personnel prevented the 49ers from gaining enough offensive momentum to forge a winning season despite having one of the toughest defensive units in the league. Outstanding rookie performances by E Dave Parks, QB George Mira and LB Dave Wilcox also took some of the sting from the 4–10 record.

1965

Outstanding offensive performances enabled the 49ers to jump from the bottom to fourth place in the Western Division as the team led the NFL in both scoring and total offense. QB John Brodie was the most productive passer in the NFL, E Dave Parks led the league in receiving and rookie FB Ken Willard and veteran HB John David Crow, acquired in an off-season trade, led a strong ground game. The 7–6–1 record included a season–opening 52–24 victory over the Chicago Bears, marking the most points scored by the 49ers in NFL play.

1966

After a somewhat slow start, the 49ers got in gear just before the midway point and became one of only two teams to beat the eventual world champion Green Bay Packers. After that, they finished with a respectable 6–6–2 record and were in the battle for second place in the Western Division until the final league game. G John Thomas and E Dave Parks were All–Pro, and they joined G Howard Mudd, C Bruce Bosley, FB Ken Willard and LB Dave Wilcox in the Pro Bowl.

1967


An auspicious start (5–1) disintegrated into disappointment for the 49ers as injuries took a heavy toll and a six–game losing streak took them out of the running. QB George Mira came off the bench to lead the squad to two season–ending victories and salvage a 7–7 record. There were bright spots, however, as QB John Brodie and the 49ers were the only team to beat the power–laden Rams in a league game. G Bruce Bosley played in the Pro Bowl for the second straight season.

1968

Under new coach Dick Nolan, the 49ers posted a 7–6–1 record. The season turned on key wins over the New York Giants, 26–10, and Green Bay, 27–20. Brilliant performances by QB John Brodie, WR Clifton McNeil and RB Ken Willard led a prolific offense, while DT Charlie Krueger, LB Dave Wilcox and DB Kermit Alexander sparked a revitalized defense. McNeil and G Howard Mudd were chosen All–NFL and were joined by Wilcox, Willard and Alexander in the Pro Bowl.

1969

Beset by injuries that nearly decimated the defensive unit, the 49ers struggled through the early part of the season. They went winless in their first five games before beating Baltimore, the first time they had



beaten the Colts in 13 previous games. The 49ers finished 4–8–2 and five players—HB Jimmy Johnson, LB Dave Wilcox, G Elmer Collett, RB Ken Willard and rookie WR Gene Washington—were selected to the Pro Bowl. Johnson was also All–Pro and winner of the Len Eshmont Award.

1970

This was the greatest year since the club became a member of the NFL in 1950. The team recorded a 10–3 record and captured the Western Division (NFC) Championship. QB John Brodie was the NFL's Player of the Year, CB Bruce Taylor was NFC Rookie of the Year and Coach Dick Nolan was a near-unanimous choice as NFC Coach of the Year. Brodie, WR Gene Washington, LB Dave Wilcox and HB Jimmy Johnson were All–Pro and joined T Len Rohde in the Pro Bowl.

1971

The 49ers forged a 9–5–0 record and won their second consecutive NFC Western Division title, clinching the crown on the final day by beating Detroit, 31–27, the identical score by which the Lions had knocked the 49ers out of championship play in 1957. The season also was the club's first in its plush new home, Candlestick Park. C Forrest Blue, LB Dave Wilcox and CB Jimmy Johnson were All–Pro and joined in the Pro Bowl by TE Ted Kwalick, WR Gene Washington, RB Vic Washington, DE Cedrick Hardman and CB Bruce Taylor.

1972

Early-season inconsistency, compounded by an injury to QB John Brodie in the fifth game of the season, cast appall on the 49ers prospects for a third-straight NFC Western Division title, but QB Steve Spurrier stepped in for Brodie and turned things around with a brilliant, poised performance. In the final quarter of the final game against Minnesota, the recovered Brodie relieved Spurrier and threw two TD passes in a 20–17 win over the Vikings. The victory clinched divisional title number three, but Spurrier's nine-game contribution was the key. C Forrest Blue, DB Jimmy Johnson, TE Ted Kwalick, WR Gene Washington and LB Dave Wilcox were All–Pro selections.

1973

In what was both a disappointing and significant year, the 49ers were 5–9 after tackling the NFL's toughest schedule, a rash of key injuries and an unsettled quarterback situation. It also marked the end of the brilliant careers of QB John Brodie and DT Charlie Krueger, both of whom retired at year's end. C Forrest Blue and LB Dave Wilcox were voted All–Pro and joined in the Pro Bowl by TE Ted Kwalick, G Woody Peoples and P Tom Wittum.

1974

The 49ers used five different quarterbacks after an injury to starter QB Steve Spurrier, a week before the season opened, sidelined him for most of the year. After winning the first two games, the club lost a team-record seven straight and then closed with a rush, winning four of its last five to finish the season 6–8. RB Wilbur Jackson was named The Sporting News ROOKIE OF THE YEAR and was named to the NFL All–Rookie team along with QB Tom Owen and

DB Mike Holmes. C Forrest Blue and P Tom Wittum were All–NFC and selected for the Pro Bowl along with HB Jimmy Johnson. A knee injury forced perennial All–Pro LB Dave Wilcox to retire after a brilliant 11-year career with the 49ers.

1975

A strong defensive performance throughout the season couldn't offset an erratic offense troubled by an unsettled quarterback situation and a rebuilding offensive line. The high point of the 5–9 season was a 24–23 win over Los Angeles to end a 10-game losing streak to the Rams. At season's end, DE Cedrick Hardman was the club's first ever two-time Len Eshmont Award winner.

1976

A turnaround year for the 49ers as the team, under coach Monte Clark, posted an 8–6 record, their first winning season since 1972. With new QB Jim Plunkett at the controls, the 49ers got off to their best start ever (6–1), before hitting a mid-season four-game losing streak knocking the club out of playoff contention. The season saw the emergence of a powerful defensive unit that led the league in quarterback sacks with 61. RB Delvin Williams set a 49ers single-season rushing record with 1,203 yards. DE Tommy Hart was named All–Pro and played in the Pro Bowl along with Williams, DE Cleveland Elam and LB Dave Washington. C Randy Cross was an All–Rookie team selection. Hart became a two-time winner of the Len Eshmont Award and CB Jimmy Johnson retired after a brilliant 16-year career with the 49ers.

1977

In the 32nd year of their existence, the 49ers began a new era. On March 31, 1977, the club became the property of Edward J. DeBartolo Jr. and came under the guidance of Joe Thomas as general manager. The changeover was made more dramatic because the San Francisco 49ers were one of the few NFL franchises which had never previously changed ownership or location. On the field, under Coach Ken Meyer, the 49ers ran hot and cold. The club lost its first five games, then won five of the next six before dropping the final three contests to finish 5–9. SS Mel Phillips was named winner of the coveted Len Eshmont Award. DE Cleveland Elam was selected All–Pro and played for the NFC in the Pro Bowl.

1978

The 49ers suffered through their longest season as the club fell to 2–14 and three coaches were hired and fired in less than 12 months. First Head Coach Pete McCulley departed after nine games with a 1–8 record, and his replacement, Fred O'Connor, was let go at the end of the year as the team won just one of its final seven contests. Bill Walsh was hired as the new coach and general manager. RB Paul Hofer, who replaced RB O.J. Simpson when the newly-acquired star went to the sidelines for the year with a shoulder injury, was named recipient of the Len Eshmont award.

1979

The 49ers suffered through their second consecutive 2–14 season, but there were several indications of improvement. San Francisco went from virtually the worst-ranked offensive team in the league in '78 to one of the most productive in '79, ranking first in passing offense in the NFC and sixth in total offense in the NFL. RB Paul Hofer again was the Len Eshmont Award recipient and individual leader, racking up 615 yards rushing and an additional 662 yards receiving on 58 catches in only seven starts. QB Steve DeBerg broke Fran Tarkenton's NFL record for completions by connecting on 347 passes. K Ray Wersching set a club record with an 83.3 field goal percentage and also led the league with that mark. RB O.J. Simpson retired from the 49ers and the NFL, finishing as the second leading rusher of all time with 11,236 yards.

1980

In their second season of the Bill Walsh era, the 49ers showed gradual improvement in their rebuilding program. A three-game winning streak to open the season, combined with a three-game victory string from Week 12 through Week 14, enabled the Niners to post a 6–10 season, tripling the number of victories from each of the previous two 2–14 campaigns. Week 14 was a day when the 49ers made NFL history. That December 7 at Candlestick Park, the 49ers overcame a 35–7 halftime deficit against the New Orleans Saints to win in overtime, 38–35. The 28-point comeback was the biggest comeback in NFL history. E Jim Stuckey and P Jim Miller were named to All–Rookie teams, while another rookie, FB Earl Cooper, led the NFC in receptions with 83, the most catches ever by an NFL rookie. WR Dwight Clark caught 82 passes to break the team wide receiver mark, and QB Joe Montana set the club passing percentage record at 64.5 with 176 completions in 273 attempts.

1981

It was a year of firsts and bests for the 49ers in 1981. In his third season as head coach and general manager, Bill Walsh guided San Francisco to a 16–3 record (best record in the league that year), the NFC Western Division title (first since '72), the NFC Championship crown (first ever for the 49ers) and the World Championship/Super Bowl XVI win (first ever for the 49ers). Walsh earned every possible NFC Coach of the Year award and all seven NFL Coach of the Year honors, while six 49ers were named to the Pro Bowl—WR Dwight Clark, C Randy Cross, QB Joe Montana, DE Fred Dean, S Ronnie Lott and S Dwight Hicks. Three San Francisco players were selected to All–Pro teams as recognized by the NFL—Cross, Lott and Dean. Montana, who led the NFC in passing in '81, was named MVP of Super Bowl XVI (for leading his team to a 26–21 win over the Cincinnati Bengals of the AFC). Dean was picked UPI NFL Defensive Player of the Year, NFL Outstanding Defensive Lineman of the Year (NFL Players Association) and NFC Defensive Player of the Year (Kansas City Committee of the 101). San Francisco opened and closed the season in Pontiac, MI in drastically different styles. The 49ers lost two of their first three games of 1981, including the season opener on the road against Detroit, then ran off seven wins—before a loss to Cleveland 15–12—and ran off eight more wins (including playoffs, the NFC Champion—

ship and Super Bowl XVI). The 49ers won 15 of their last 16 games, beat five opponents twice—including all three postseason foes—and became the first team since Chicago in 1945–47 to go from the worst NFL record (2–14 in 1979) to the league's best (13–3 in '81) in just three seasons. All this happened with three rookies (S Carlton Williamson, CB Eric Wright and Lott) starting in the defensive secondary. Those three rookies, along with Montana, Clark, Cross, WR Freddie Solomon and Hicks, combined with "old veterans" Dean and LB Jack "Hacksaw" Reynolds, formed a nucleus of world championship vintage.

1982

As defending world champions, the San Francisco 49ers did not enjoy the 1982 season, but then not many NFL fans, coaches and players throughout the league did either (except maybe in Washington, where the Redskins were Super Bowl XVII champs). The Niners fell to 3–6 and missed out on the playoffs. In the strike-shortened season, San Francisco went winless at home (0–5) but did manage a 3–1 road record (the Niners were 0–2 prior to the 57-day players' strike and 3–4 following it). WR Dwight Clark had an outstanding season, leading the NFL with 60 receptions and being named consensus All-Pro and NFL Player of the Year by Sports Illustrated. LB Keena Turner (second-team All-Pro), S Ronnie Lott (Pro Bowl), C Randy Cross (Pro Bowl), S Dwight Hicks (Pro Bowl), T Keith Fahnhorst and QB Joe Montana (NFL record for five straight 300-yard passing games) were bright spots in an otherwise disappointing season.

1983

For the second time in three seasons, San Francisco played in the NFC Championship Game. The '83 49ers were 10–6 (third best regular season victory total in club history) and NFC Western Division Champions (fifth time since 1970, second time since 1981). In the playoffs, San Francisco squeezed past Detroit, 24–23, but lost to Washington, 24–21, in the NFC Championship contest. Individual standouts included QB Joe Montana (the league's No. 1 all-time QB entering the 1984 season), S Ronnie Lott (making his third Pro Bowl appearance in as many years), DE Fred Dean (leading the NFC in sacks with 17.5), DE Dwaine Board (second in sacks with 13), CB Eric Wright (team leader in interceptions with seven, two for scores), WR Dwight Clark (team leader with 70 receptions and eight TDs), WR Freddie Solomon (club record 21.4 yards per catch), K Ray Wersching (team-record 126 points, including a perfect 51-of-51 PATs), offensive linemen C Randy Cross, T Keith Fahnhorst and G John Ayers, RB Roger Craig (752 yards rushing, 427 receiving), RB Wendell Tyler (856 rushing yards, 285 receiving) and NFL All-Rookie team pick LB Riki Ellison.

1984

The 49ers experienced the most successful regular season in NFL history by winning a league record 15 games, including all eight road contests—setting yet another NFL standard. The Niners broke 14 team records in '84, while becoming the first NFC team to sweep all of its conference games, and the first NFC West unit to win all contests within the division. Led by RB Roger Craig and QB Joe Montana, San Francisco capped the year by routing the Miami

Dolphins in Super Bowl XIX, 38–16. The win was the 18th victory of the '84 campaign, establishing an NFL standard for wins in a single season (including playoffs). San Francisco scored a then team-record 475 points. The 49ers defense was the stingiest in the NFL in '84, allowing a league-low 227 points scored. Honors were numerous, including Pro Bowl recognition for 10 of Bill Walsh's charges—Montana, RB Wendell Tyler, T Keith Fahnhorst, C Randy Cross and C Fred Quillan on offense and S Dwight Hicks, S Ronnie Lott, S Carlton Williamson and CB Eric Wright (the entire Niners secondary), and LB Keena Turner on defense.

1985

At 10–6, San Francisco qualified for postseason play for the fourth time since 1981. Offensively, RB Roger Craig and WR Jerry Rice emerged as potent weapons in the attack. Craig became the first NFL player to surpass 1,000 yards rushing and receiving in the same season. Rice was named NFC ROOKIE OF THE YEAR and set the team record for first-year players with 927 receiving yards. The defense experienced the influx of four new starters in '85 (NT Michael Carter, LB Todd Shell, LB Michael Walter and DE John Harty). Carter won a berth on the Pro Bowl team, as did DBs Eric Wright and Carlton Williamson.

1986

The 49ers captured their fourth NFC Western Division title since 1981. Offensively, the team was led by All-Pro wide receiver WR Jerry Rice, who paced the NFL with 1,570 receiving yards and 15 touchdowns. Those marks established club standards in addition to Rice's team-record 16 total scores. The defense managed 49 takeaways, tying the Kansas City Chiefs for NFL leadership. San Francisco's 39 interceptions and 578 return yards set team records, while five scores on interceptions returns tied another club mark. S Ronnie Lott tied HB Dave Baker's 1960 team record with 10 interceptions. The output by young players was vital due to major injuries suffered by many starting veterans. San Francisco made 20 roster moves during the season, shuffling players in and out of action. QB Joe Montana missed Weeks 2–9 due to back surgery, while backup signal-caller Jeff Kemp did not play Weeks 8–11 due to a hip injury.

1987

The San Francisco 49ers marched to an NFL regular season best 13–2 record. It marked a league-leading third time in the decade of the '80s that the team either tied or posted the best win-loss percentage during the regular season. San Francisco led the NFL with 5,987 total yards and was best among league defenders allowing 4,095 total yards. It was the first time in Niners history that the team led the league in fewest total yards allowed. WR Jerry Rice set NFL records with 22 receiving touchdowns and scoring receptions in 13 consecutive games. The durable wide out received postseason Most Valuable Player awards from nearly every news agency and sports publication. QB Joe Montana won the first NFL passing title of his nine-year career and set a team record with 31 touchdown passes. S Ronnie Lott, Montana and Rice were joined by NT Michael Carter and RB Roger Craig on the NFC squad in the 1988 Pro Bowl.

1988

The 49ers climaxed their 1988 season in thrilling fashion with a dramatic touchdown drive in the waning seconds of Super Bowl XXIII. QB Joe Montana's 10-yard scoring toss to WR John Taylor with 34 seconds remaining in the contest gave the Niners their third Super Bowl win of the decade and the rights to the title "Team of the 1980s." The world championship game against the Cincinnati Bengals was a microcosm of the entire '88 campaign. San Francisco opened the year strong with a 5–2 record, but by Week 12 were 6–5, two games out of first place with only five contests to play. That week's victory over Washington launched a four-game winning streak that resulted in the Niners moving up from third to first place in the NFC West standings and earning a third consecutive NFC Western Division title. As the season ended RB Roger Craig broke the team's single season rushing record (finishing with 1,502 yards) and K Mike Cofer established new Niners single-season standards for field goals attempted (38) and made (27). WR Jerry Rice went on a playoff tear that included: an NFL postseason record-tying three touchdown receptions against Minnesota, the Montana-to-Rice battery hooked-up on first half touchdowns of 61 and 27 yards at Chicago, and concluded with a Super Bowl XXIII MVP performance of 11 receptions for a Super Bowl record 215 yards and a touchdown. Defenders S Ronnie Lott, DE Charles Haley, NT Michael Carter, along with Rice, Taylor and Craig, were selected to the Pro Bowl.

1989

George Seifert was named head coach of the San Francisco 49ers just four days after the team had won its third World Championship under retiring head man Bill Walsh. Seifert's quest for the title was tested early and often as the 49ers endured nail-biting wins at Indianapolis (30–24) and Tampa Bay (20–16) to open the season. QB Joe Montana threw for 428 yards and five touchdowns, including a team-record four TD tosses in the fourth quarter resulting in a 10-point victory (38–28) in Philadelphia. Under first-year offensive coordinator Mike Holmgren, the Niners accumulated more yardage than any other NFL team. WRs Jerry Rice and John Taylor, RB Roger Craig, G Guy McIntyre and QB Joe Montana were 1990 Pro Bowl participants. Rice's 1,483 receiving yards paced the league. Craig exceeded 1,000 yards rushing for the second consecutive season and running mate FB Tom Rathman led NFC running backs with 73 receptions. Montana had the best season of his career. A consensus Player of the Year, Montana's 112.4 quarterback rating set a then NFL single-season record. Montana was selected by his teammates as the '89 recipient of the Len Eshmont Award. Fueled by Rice's 72-yard first quarter catch-and-run for a score, the 49ers exploded for 27 first half points and cruised to a 41–13 victory against Minnesota in their opening '89 playoff contest. The 49ers faced Los Angeles in the NFC Championship Game. The Niners started slowly, however. Two long, second-quarter scoring drives and a touchdown set up by an interception gave San Francisco a 21–3 lead at intermission. Cofer's three field goals cushioned San Francisco's lead as the team advanced to Super Bowl XXIV with a satisfying 30–3 win. The 49ers displayed optimal performance at the highest level of

competition while securing their second consecutive World Championship. The resounding 55–10 defeat of the Denver Broncos in Super Bowl XXIV was a convergence of talent and technique, planning and purpose. San Francisco tied or set nearly 40 Super Bowl records and Montana was honored with the game's MVP award for an unprecedented third time.

1990

The Niners finished the season with an NFL–best 14–2 mark and came within four seconds (in a 15–13 loss to the NY Giants) of earning their third consecutive trip to the Super Bowl. In addition to recording the NFL's best win–loss mark for the second straight season, the 49ers captured the NFC Western Division title for the fifth consecutive year and the eighth time since 1981 ('81, 1983–84, 1986–90). San Francisco claimed its 11th Division crown since the NFL/AFL merger of 1970, more than any NFC Western Division opponent (the Rams were second with eight), and second most in NFL history (behind Miami's 13 AFC East titles). San Francisco opened the 1990 season with a team–record 10 consecutive victories. The 49ers also posted an 8–0 mark on the road, giving them the longest road winning streak in league history (19 games, including postseason) heading into '91. QB Joe Montana and WR Jerry Rice again formed one of the most prolific aerial combinations in pro football. Montana, who was named 1990 Sportsman of the Year by Sports Illustrated, finished his 12th NFL season by throwing for a then team–record 3,944 yards. He also tossed 26 touchdown passes (second in the NFC) and finished as the third highest rated quarterback in the conference. On the receiving end of many of those Montana passes was Rice, who became only the fourth player in league history to reach the century mark in receptions for a single season. Rice hauled in 100 passes for 1,502 yards and 13 TDs, and earned his fifth consecutive trip to the Pro Bowl. In one of the most memorable performances of the season (if not team history), Rice tied an NFL record with five TD receptions in a 45–35 victory at Atlanta, October 14. The defensive side of the ball was led by LB–DE Charles Haley's 58 tackles and an NFC–high 16 sacks. For his efforts, the fourth–year player from James Madison University was named as a starter in the 1991 Pro Bowl. LB Bill Romanowski led the team in tackles with 79, while CB Darryl Pollard registered 74, including a team–high 72 solo stops. A number of team career records fell by the wayside in '90. Montana slipped past QB John Brodie to take over the career passing lead (34,998 yards), while RB Roger Craig became the all–time team record holder in career receptions with 508, moving ahead of WR Dwight Clark's total of 506. The 49ers placed five players on the 1991 NFC Pro Bowl squad, four as starters. Representing the 49ers were Haley, Rice, S Ronnie Lott and G Guy McIntyre, while Montana, selected as a starter, was unable to participate because of a finger injury suffered in the NFC Championship Game.

1991

It was a classic case of "too little...too late" for the San Francisco 49ers in 1991. After losing six of their first 10 games by a total of 26 points, the Niners won their remaining six contests (by a total of 95 points) but missed the playoffs for the first time since 1982. The 49ers finished the 1991 campaign in impres-

sive fashion during that final six–game span, with a margin of victory that averaged almost 16 points. During that final six–game span, the Niners defeated three playoff teams (New Orleans, Kansas City and Chicago) while averaging 31.5 points per game in the process. WR Jerry Rice continued to register his place in club and league history taking over the club's career receiving record with 525 catches. Rice finished third in the NFC with 80 receptions and 1,206 yards, surpassing 1,000 receiving yards for a club–record sixth consecutive season, and he led the NFL with 14 TD receptions. QB Steve Young won the NFL passing title, despite missing six games due to a knee injury. Young, who passed for 2,517 yards and 17 TDs, finished with a 101.8 rating, besting Washington's Mark Rypien (97.9) for the title. When Young was injured at Atlanta November 3, QB Steve Bono (1,617 yards, 11 TDs) came off the bench to rally the team to five consecutive victories. On the defensive side of the ball, S Dave Waymer finished as the leader in total tackles (86), solo tackles (77), interceptions (4), interception return yards (78) and passes defended (16) and tied CB Kevin Lewis for the lead in forced fumbles (3). LB–DE Charles Haley and DE Larry Roberts each posted seven sacks, while CB Don Griffin's 99–yard fumble return against the Bears set a team record and was the third longest return in league history. San Francisco placed three players on the 1992 NFC Pro Bowl squad, two as starters, as Rice, Guy McIntyre and Haley were all selected (Rice and McIntyre as starters). It was the sixth time in Rice's seven–year career that he was selected to play on the islands. McIntyre and Haley were each selected for the third time.

1992

The San Francisco 49ers continued their winning tradition as they once again posted the NFL's best regular season record (14–2), while winning their sixth NFC Western Division title in seven years, and advancing to the NFC Championship Game for the second time in three seasons. In the NFC Divisional Playoffs, the 49ers defeated defending Super Bowl Champion Washington (20–13). However, San Francisco fell to Dallas, 30–20, in the NFC Championship Game at Candlestick Park the following week. WR Jerry Rice continued to etch his name in football history, becoming the NFL's all–time touchdown reception leader with 103. He tied Steve Largent's mark of 100 in Week 13 against the Philadelphia Eagles (11–29), then broke the record the following week vs. the Miami Dolphins (12–6). QB Steve Young, who harvested a total of 34 awards, including the NFL'S Most Valuable Player Award, won the NFL passing title for the second straight year, finishing an amazing 16.3 points ahead of his closest competitor. Young, who passed for 3,465 yards and 25 TDs, finished with a 107.0 rating. Following his 101.8 rating in 1991, it marked the first time in league history that anyone had posted back–to–back seasons with ratings higher than 100 each year. RB Ricky Watters gained 1,013 yards to establish a team rushing record for first–year backs. K Mike Cofer's 107 points led the 49ers in scoring for the fifth consecutive year. On the defensive side of the ball, linebacking led the charge as LB Bill Romanowski finished as the leader in total tackles (80) and assists (15). LB Mike Walter (67 solo stops) and LB Tim Harris (17 sacks for 116 yards) also led defensive categories. CB Don Griffin


paced the defensive backfield with five interceptions and 19 passes defended. Fans at Candlestick saw the Niners rewrite part of the team's record book in '92 as they set team marks for total offense (598 yards) vs. the Buffalo Bills (Sept. 13) and points (56) in their win over the Atlanta Falcons (56–17, 10–18). San Francisco placed seven players on the 1993 NFC Pro Bowl squad, including four starters and five first–time participants. Rice, G Guy McIntyre, DT Pierce Holt and Young were all named as starters. TE Brent Jones, Watters and T Steve Wallace were also selected. It was the seventh time in Rice's eight–year career that he was selected to play on the islands and McIntyre was named for the fourth time, while the others made their first visits.

1993

The 1993 season was another in a long line of successes for the San Francisco 49ers. Among the team's accomplishments were: a 10–6 record, marking an NFL–record 11th consecutive season with 10 or more victories, the team's 10th NFC West title in 13 seasons and a third appearance in four years in the NFC title game. In addition, San Francisco led the National Football League in scoring and total offense and established or tied five of the team's nine major offensive records. The marks set included most net offensive yards (6,435), most TDs (61), most first downs (372) and highest average gain per play (6.3). The Niners also tied the team mark for net passing yards in a season with 4,302, equaling the record set in 1989. Individually, QB Steve Young became the first player in NFL history to lead the NFL in passing three consecutive seasons, when he posted a 101.5 rating in 1993. In addition, it was his third consecutive season with a rating over 100, also a league first. Young completed 68 percent of his passes (second highest in team history) for a then club–record 4,023 yards. His 29 scoring passes in '93 ranked third on the team's single–season charts. RB Ricky Watters led the ground game for the second consecutive season, narrowly missing the 1,000–yard mark with 950 yards. Watters posted 10 rushing TDs during the season and set an NFL single–game playoff record with a five–touchdown outburst vs. the New York Giants. WR Jerry Rice posted one of his best seasons, recording 98 receptions for 1,503 yards and 15 touchdowns on his way to being named NFL OFFENSIVE PLAYER OF THE YEAR by Associated Press. He also received the team's Len Eshmont Award. Defensively, DT Dana Stubblefield was named the NFL DEFENSIVE ROOKIE OF THE YEAR, capping a season in which he registered 10.5 sacks. LB Bill Romanowski (105) and S Tim McDonald (91) topped the team in tackles. Young, Rice and McDonald were selected to the Pro Bowl, joining T Harris Barton, G Guy McIntyre, TE Brent Jones and C Jesse Sapulu with that honor.

1994

The 1994 San Francisco 49ers completed one of the most impressive seasons in NFL history by capturing their NFL–record fifth Super Bowl Championship at Joe Robbie Stadium in Miami. San Francisco defeated the San Diego Chargers 49–26 in Super Bowl XXIX to put the finishing touches on a 16–3 season and win an unprecedented fifth Vince Lombardi Trophy. The offseason started on a high note. Despite facing an NFL–imposed salary cap in 1994, the 49ers



still managed to sign such veteran free agents as LB Ken Norton Jr., LB Gary Plummer, DE Tim Harris, DE Charles Mann, DE Richard Dent, LB Rickey Jackson, C Bart Oates, WR Ed McCaffrey and CB Toi Cook. Then, after some draft day maneuvering, San Francisco came away with two first-round picks in DT Bryant Young and FB William Floyd. Injuries, however, played a key factor early in the campaign. By the end of the second game in Kansas City, the 49ers had lost most of their starting offensive line, as well as the services of Dent, their top pass-rusher, to various injuries. Despite signing CB Deion Sanders prior to Week 3, the problems continued. Still playing with a decimated line, San Francisco suffered its worst loss in almost 14 years when it dropped a 40–8 decision to the Philadelphia Eagles in Week 5 at Candlestick Park. The season turned around the following Sunday at Detroit when the 49ers, trailing 14–0 at one point, rallied to defeat the Lions 27–21. That win started a winning streak that extended 10 games and saw the 49ers finish 13–3 and win the Super Bowl. Among the other highlights from the 1994 season, the 49ers offense was one of the most potent ever. During the 16-game regular season, the 49ers scored a team-record 505 points, a total that ranks as the fourth-highest total in NFL history. The 31.6 points per game average also established a team record. In addition, San Francisco scored 66 touchdowns, shattering the previous team mark of 61. QB Steve Young recorded one of the finest seasons in NFL history. He set a league record with a QB rating of 112.8 and became the first player in NFL history to lead the league in passing four consecutive seasons. He also set team records for completion percentage (70.2) and touchdown passes (35). In Super Bowl XXIX, he passed for a record six touchdowns, while being named the game's MVP. Rookie Floyd emerged as one of the league's brightest young stars, rushing for 305 yards and six TDs. The 49ers went 10–1 after he was named to the starting lineup in Week 6 at Detroit. Young finished third on the team in rushing with 293 yards and led the team with seven rushing touchdowns. WR Jerry Rice set a team record with 112 receptions for 1,499 yards and 13 touchdowns. However, his shining moment came in Week 1 vs. the Los Angeles Raiders when he eclipsed Jim Brown's all-time touchdown mark with 127. Norton Jr. led the 49ers with 92 total tackles and 79 solo stops. S Merton Hanks placed second with 79 tackles (66–13) while leading the team with seven interceptions. DT Dana Stubblefield's 8.5 sacks and 53.5 sack yards led the squad for the second consecutive season. And finally, Sanders, who joined the team in Week 3, shattered the team record with an NFL-high 303 interception return yards on six thefts. Among his three returns for touchdowns (tying a team mark) were efforts of 93, 90 and 74 yards. He was named the NFL Defensive Player of the Year as well as a starter in the Pro Bowl. Other Pro Bowl selections included Young, Rice, TE Brent Jones, Oates, G Jesse Sapolu, Hanks, Stubblefield, S Tim McDonald and RB Ricky Watters. CB Eric Davis had a team-leading 22 passes defended during the regular season and four interceptions in the playoffs.

1995

San Francisco once again captured the NFC West Championship, despite battling through a season in which injuries wreaked havoc time and again. Among the key contributors who were sidelined during the campaign were starting FB William Floyd, whose season ended with a severe knee injury in the October New Orleans game, and QB Steve Young, who missed five games with a shoulder injury. Those injuries, in addition to several others in the offensive line throughout the season, would have crippled most teams; however, the 1995 49ers established a reputation as one of the grittiest in team history. The defensive unit created a new aggressive identity, finishing the season ranked number one in the NFL. Not only did it lead the league in scoring defense, it set team records for fewest rushing yards allowed (1,061) and fewest rushing yards per game (66.3). San Francisco's defense also excelled in takeaways, forcing a total of 34, including a team-record seven (five interceptions, two fumbles) that resulted in touchdowns. Among the standout performers were Pro Bowl selections CB Eric Davis, FS Merton Hanks and SS Tim McDonald, marking the second consecutive season the 49ers secondary included three Pro Bowl picks. LB Ken Norton Jr. racked up 127 tackles and set a team single-game record by returning two interceptions for touchdowns at St. Louis. LB Lee Woodall and DT Dana Stubblefield rounded out the Niners Pro Bowl defensive players. Offensively, WR Jerry Rice posted the finest of his legendary 11 seasons with the 49ers. He became the NFL's career leader with 942 receptions and 15,123 yards, while also establishing the league's single-season standard with 1,848 yards. He was named as a starter in the Pro Bowl for the 10th consecutive season. Young, who returned to quarterback the team for the final four regular season games, was also selected to the Pro Bowl, as was TE Brent Jones, who made the squad as an alternate. One of the highlights of the season was the emergence of QB Elvis Grbac. Playing in place of the injured Young, he directed the Niners to three of their biggest wins of the season at St. Louis, at eventual world champion Dallas and at Miami. Floyd was the recipient of the team's Len Eshmont Award.


1996

One streak continued and another ended for San Francisco in 1996. With a 12–4 record, the 49ers reached double digits in the win column for the 14th consecutive season, the longest streak in the NFL. However, the upstart Carolina Panthers unseated the Niners as NFC West Champions, ending their four-year reign. San Francisco remained one of the league's most dangerous teams with an aggressive defense and a productive offense. Despite losing QB Steve Young for four full games and parts of four others with various injuries, the 49ers offense ranked second in the NFC with 398 points and sixth in the NFL in total offense. WR Jerry Rice became the first player in NFL history to record four 100-catch seasons after making a league-high 108 receptions for 1,254 yards. The 12-year veteran earned his NFL record-tying 11th Pro Bowl invitation and was a first-team All-Pro selection. Young won his fifth NFL passing title with a QB rating of 97.2 and was named to the Pro Bowl for the fifth consecutive season. Defensively, the 49ers had the league's

most imposing pass rushing trio in DE Roy Barker, DT Bryant Young and DE Chris Doleman. Barker finished fourth in the NFC with 12.5 sacks, while Doleman's 11 sacks moved him into seventh on the NFL's career list with 115.5. Young was named a starter on the NFC Pro Bowl team and earned first-team All-Pro honors after posting 11.5 sacks and 85 tackles. He also claimed the 49ers Len Eshmont Award as the team's most inspirational and courageous player. The third-year veteran was joined on the Pro Bowl team by FS Merton Hanks, who was invited for the third consecutive season. As usual, Rice's assault on the record books continued. He became the first player in NFL history to register 1,000 career receptions and 16,000 receiving yards. Rice also surpassed K Ray Wersching as the team's all-time leading scorer with 982 points.

1997

Although they appeared vulnerable after first week injuries to QB Steve Young and WR Jerry Rice, the San Francisco 49ers rallied under the direction of rookie head coach Steve Mariucci, reclaimed the NFC West title and advanced to the NFC Championship Game. The 49ers finished with a 13–3 mark, including an 11-game winning streak, despite losing Rice for all but two games. They did it behind a new-found running attack and the league's top-ranked defense. Mariucci became one of 13 head coaches since the NFL–AFL merger in 1970 to lead his team to a division title in his rookie season, and he was the fourth to do it directly out of the college ranks. The former University of California skipper established an NFL record for consecutive wins by a rookie head coach with an 11-game streak (games 2–12). The 49ers claimed their 13th NFC West title in 17 years and posted 10-or-more wins for the 15th consecutive season. Young suffered a concussion against Tampa Bay on opening day, but remained healthy throughout the season and claimed his NFL record-tying (Sammy Baugh) sixth league passing title with a rating of 104.7. The 13-year veteran showed consistency while getting adjusted to a new coach, new running back and two young receivers. The 49ers made a commitment to a power rushing attack by signing G Kevin Gogan during the off-season. The additional size up front allowed the 49ers to finish fourth in the NFC in rushing yards. RB Garrison Hearst (1,019 yards) became the first 49ers running back to rush for 1,000 yards since 1992. With Rice out, WR Terrell Owens and WR J.J. Stokes became the primary receiving targets. Owens led the team with 63 receptions for 936 yards and eight touchdowns, while Stokes posted 58 receptions for 733 yards and four touchdowns. Rice returned for one game against Denver (12–15) and helped the 49ers clinch home field advantage throughout the playoffs with a 34–17 win. Rice became the first non-kicker in league history to reach 1,000 points with a 14-yard touchdown catch in the second quarter of the Broncos contest. The 49ers defense led the league in total yards allowed (250.8), finished second in takeaways (41) and was tied for third in sacks (54). They helped carry the burden as the offense adjusted to new personnel. For the second consecutive season, the 49ers had three players reach double figures in sacks. DT Dana Stubblefield (15.0), DE Chris Doleman (12.0) and LB Kevin Greene (10.5) led the sack attack. Stubblefield finished second in the league in



sacks and was named NFL Defensive Player of the Year by Associated Press and earned the Len Eshmont Award as the team's most inspirational player. Of the seven 49ers named to the Pro Bowl, five were from the defense. Stubblefield was joined by Doleman, FS Merton Hanks, LB Lee Woodall and LB Ken Norton Jr. Gogan and Young were San Francisco's offensive selections.

1998

Led by one of the most productive offenses in team and league history, San Francisco posted its 16th consecutive winning season and remained one of the NFL's elite teams. Behind the strong arm of QB Steve Young, the powerful legs of RB Garrison Hearst and the triple-threat receiving corps of WR Jerry Rice, WR Terrell Owens and WR J.J. Stokes, the 49ers rolled to a 12–4 regular season mark and an appearance in the NFC Divisional Playoff Game. Young opened the season in sizzling fashion. The 14-year veteran established an NFL record by throwing for over 300 yards in six consecutive games, breaking the previous record of five held by former 49ers QB Joe Montana. Young finished the season completing 322-of-517 (62.3) passes for 4,170 yards and 36 touchdowns. His final passing rating of 101.1 marked the seventh consecutive season he has surpassed the 100-point barrier and earned him his seventh consecutive trip to the Pro Bowl. The 49ers offensive line, led by Pro Bowl G Kevin Gogan, paved the way for Hearst's record-setting season. Hearst, and his team-record and career-high 1,570 yards rushing, were a major reason the 49ers led the NFL in rushing. His 198-yard performance against the New York Giants on Monday Night Football also set a then team-record and was a personal-best. His four plays of 70 yards or more led the league and helped earn him his first career Pro Bowl selection. The 49ers receiving corps was in the capable hands of Rice, Owens and Stokes. Rice, returning from a serious knee injury in 1997, earned his 12th career Pro Bowl nomination and finished with a team-high 82 receptions for 1,157 yards and nine touchdowns. The athletic Owens asserted himself among the league's best receivers and brightest young stars by catching 67 passes for 1,097 yards and 14 touchdowns. Stokes caught a career-best 63 passes for 770 yards and eight touchdowns. The 49ers defense was paced by the inspiring play of DT Bryant Young. Young was having an exceptional season with 54 tackles and 9.5 sacks before suffering a season-ending leg injury against the New York Giants on Monday Night Football. Young was still named Eshmont Award winner although missing the final four regular season games. LB Winfred Tubbs, in his first season with the 49ers, earned his first career Pro Bowl nomination after finishing with 112 tackles. CB Darnell Walker, FS Merton Hanks, S Zack Bronson and S Tim McDonald led the team with four interceptions each.

1999

San Francisco had a streak of 16 consecutive winning seasons snapped, after finishing the 1999 season with a 4–12 record. A season-ending injury to QB Steve Young in Week 3 sent the 49ers into a tailspin from which they did not recover. Replacing Young proved to be quite a task for QBs Jeff Garcia and Steve Stenstrom. Garcia received the first try at

the job and responded admirably, posting a 24–22 victory, with a QB rating of 106.0, over the Tennessee Titans in his first NFL start. Garcia would start the next four games, but was replaced by Stenstrom in Week 10 at New Orleans. With Stenstrom struggling in starts against the Saints, Rams and Packers, the 49ers coaching staff returned Garcia to the starting lineup for a December 5 game at Cincinnati. And what a return it was. Garcia threw for a career-high 437 yards against the Bengals, including throwing two touchdown passes to WR Jerry Rice. The game proved to be an impetus for Garcia, who over the final five games of the season completed 121-of-182 passes for 1,441 yards, eight touchdowns and three interceptions for a quarterback rating of 98.3. During that stint, Garcia completed 66.5 percent of his passes and was sacked just three times for 25 yards. San Francisco also was faced with the task of replacing 1998 Pro Bowl RB Garrison Hearst and his team-record 1,570 yards rushing. A key off-season acquisition of RB Charlie Garner proved more than an adequate replacement. Garner rushed for a career-high 1,229 yards, caught a career-high 56 passes for 535 yards and finished third in the NFL with 1,764 total yards. The San Francisco running attack also was given a boost by second-year FB Fred Beasley's 276 yards rushing and 282 yards receiving, both marks were career-high's. Overall the 49ers led the NFL with 2,095 yards on the ground, becoming the first team to lead the league for consecutive seasons since Buffalo did it in 1991–92. The 49ers also led the league with a per-rush average of 5.0 yards. The San Francisco receiving corps was once again paced by Rice. He finished the year with 67 receptions for 830 yards and five touchdowns. Certainly not the kind of numbers that Rice is accustomed to, but over the final five games of the season, Rice caught 24 passes for 420 yards (17.5) and three touchdowns. In that span he posted two 100-yard games, including a six-reception, 143-yard effort at Atlanta (1–3) in the season finale. WR Terrell Owens added 60 receptions for 754 yards and four touchdowns while J.J. Stokes totaled 34 grabs for 429 yards and two touchdowns, including a five-reception, 130-yard performance at Atlanta (1–3) in the season finale. The 49ers defense struggled for much of the season, but was highlighted by several individual performances. DT Bryant Young was named the Associated Press Comeback Player of the Year and earned a Pro Bowl selection. After overcoming a devastating leg fracture that ended his 1998 season and left his future clouded in doubt, Young answered all questions by earning a Pro Bowl nomination with his 11.0 sacks on the season. S Lance Schulters, in his first season as a starter, responded by finishing second in the NFC with six interceptions, including a game-winning 64-yard return against New Orleans (9–19) in the second week of the season. Schulters was named as the starting free safety for the NFC squad in the 2000 Pro Bowl.


2000


San Francisco opened its sixth decade in the NFL under new leadership. The transfer of ownership from Edward J. DeBartolo, Jr. to his sister Denise DeBartolo York was approved by the NFL May 23, 2000. DeBartolo, Jr. ended his tenure after guiding the 49ers to five Super Bowl Championships and 16 postseason appearances. A young San Francisco

team, which at one point started five rookies on defense, showed marked improvement throughout the season, winning four of the last six games, to finish 6–10. The offense again was one of the best in the league, which led to three starters being named to their first Pro Bowl – QB Jeff Garcia, RB Charlie Garner and WR Terrell Owens. Garcia, who was in his first season as the full-time starter, set the pace for the offense all season long. He set career-highs in every category, completing 355-of-561 passes for a team-record 4,278 yards, with 31 touchdowns and only 10 interceptions. He finished the year ranked fifth in the NFL with a 97.6 quarterback rating. Garcia started all 16 games and had six 300-yard passing games, including a 402-yard effort against Chicago in December, which was his third straight 300-yard passing performance and his sixth of the season. His productivity not only led to his first Pro Bowl appearance, but Football Digest also named him the NFL's Most Improved Player. WR Terrell Owens was one of the many beneficiaries of Garcia's success. Owens posted his second career 1,000-yard season, catching a career-high 97 passes for 1,451 yards, which ranked him fourth in the NFL. Owens, who only played in 14 games during the season, also had five 100-yard games and scored a team-high 13 touchdowns. Owens had his best performance of his career against Chicago in December, breaking a 50-year old NFL record with 20 receptions for 283 yards and one touchdown. Owens broke Tom Fears' NFL record of 18 receptions in a game, which he set back in 1950 with the Rams. The 49ers backfield was again in the capable hands of Garner and FB Fred Beasley. Garner earned his first Pro Bowl appearance and became the fourth 49ers running back to rush for 1,000 yards in back-to-back seasons. Garner, behind the stellar play of the 49ers offensive line, ran for 1,142 yards on 258 carries and seven touchdowns. Also a receiving threat, Garner set career-highs with 68 receptions for 647 yards and three touchdowns. In addition, he established a team record with 201 yards rushing vs. Dallas. Beasley also had a solid year, rushing for 147 yards on 50 carries and three touchdowns, while catching 31 passes for 233 yards and three touchdowns. The 49ers defense was young, but got better over the last half of the season. The defense was again paced by the efforts of DT Bryant Young, who posted 51 tackles and led the team in sacks with 9.5. LB Ken Norton Jr. was one of only three players to start all 16 games, extending his consecutive games streak to 160. The 49ers defense started five rookies in the final game at Denver and had seven different rookies start throughout the 2000 campaign. Rookies CB Ahmed Plummer, DE John Engelberger and CB Jason Webster all started at least 10 games. Six rookies—Plummer, Webster, Engelberger, LB Julian Peterson, DT Cedric Killings and S Ronnie Heard—participated in more than 20-percent of the total 1,096 plays.

2001

The San Francisco 49ers made their return to the playoffs after a two-year absence, as the young and improving team posted a 12–4 record. The year marked the return of RB Garrison Hearst, who came back from a devastating ankle injury that kept him out of football for two seasons. Hearst rushed for 1,206 yards, was named Associated Press Comeback Player of the Year and also earned his second





career Pro Bowl nomination. In total, the 49ers had six players travel to the islands for the annual all-star game. In addition to Hearst on offense, QB Jeff Garcia and WR Terrell Owens made their second straight appearances, C Jeremy Newberry played in his first Pro Bowl, G Ray Brown made the first Pro Bowl appearance in his 16-year career, and on defense DT Bryant Young made his third Pro Bowl appearance, anchoring the 49ers defense that improved from ranking 29th in 2000 to 13th in 2001. The offense was again in the capable hands of Garcia. The Gilroy native proved that 2000 wasn't a fluke. He completed 316-of-504 passes for 3,538 yards. The third-year veteran also threw 32 touchdowns, becoming the first 49ers quarterback to throw for 30 or more touchdowns in consecutive seasons. Owens was one of Garcia's favorite targets, especially when it came to the endzone. Owens caught 93 balls for 1,412 yards and a career-high and NFL leading 16 touchdowns. While Hearst was the big story, the offensive line, which returned all five starters from the 2000 season, proved to be vital to the team's success. For the fifth consecutive season, San Francisco produced a 1,000-yard rusher, which set a new team record. The defense was still young, but improved as the season progressed. The defensive line added two new starters to the mix, although one of them was not so new. DT Dana Stubblefield returned to the 49ers after spending three seasons with Washington and rookie DE Andre Carter made an impression, especially in the last four weeks of the season when he was named NFC Rookie of the Month. Carter led the team in sacks with 6.5, adding 4.5 of those in the last five games. The unit as a whole improved over the last half of the season, posting a team-record three shutouts in the last month of the campaign. Another big addition was LB Derek Smith, who came over from the Redskins as well. Smith brought with him four consecutive seasons of 100 tackles or more. Smith kept that streak alive as he led the defense with 126 total tackles. Also helping the defense with its improvement was S Zack Bronson and CB Ahmed Plummer. Both players recorded career-highs with seven interceptions each. Bronson also returned two for touchdowns, including a career-high and team record 97-yard return at Chicago.

2002

The San Francisco 49ers entered 2002 with hopes of advancing past the first round of the NFC playoffs. The team accomplished the mission finishing the season with 10 wins and advancing to the NFC Divisional Playoffs in grand fashion with the second largest playoff comeback in NFL history. The 49ers finished the season with a 5-1 division record and won their first division title since 1997. The team's success came from its ability to minimize turnovers, along with a strong running game. The 49ers gained 2,244 yards on the ground for the second consecutive season and RB Garrison Hearst established a career-high with eight rushing touchdowns. Helping Hearst were Pro Bowlers G Ron Stone and C Jeremy Newberry, who anchored an offensive line that was third in the NFL in fewest sacks allowed. San Francisco had the least amount of turnovers in the NFC with 17. In his third season as director of the 49ers offense, QB Jeff Garcia earned his third consecutive Pro Bowl berth. He completed 62 percent of his passes and tied a team record by directing

five fourth-quarter comebacks. WR Terrell Owens continued his dominance with a career-high 100 receptions and led the NFL with 13 receiving touchdowns. Owens surpassed 1,000 receiving yards for the third consecutive season and earned his third consecutive Pro Bowl bid. Defensively, LB Julian Peterson had a breakout season with a career-high 104 tackles. He shut down several of the league's top tight ends and made history by playing four positions in a single game against Dallas (12-8). His effort earned him his first career Pro Bowl appearance. DT Bryant Young added an interior presence with his fourth career Pro Bowl nomination and S Tony Parrish proved to be an invaluable pickup with a career-high seven interceptions. He won the Len Eshmont and the Ed Block Courage Award, both firsts for a player in his inaugural season.

2003

Head Coach Steve Mariucci was released from the final year of his contract on January 15, 2003. The 49ers conducted an extensive search for Mariucci's successor and in the end hired Dennis Erickson. Erickson was introduced as the 14th head coach in 49ers team history on February 12, 2003. The Erickson era started with a 7-9 record for the 49ers in 2003. The team struggled on the road, winning only one game, but was impressive at home, scoring more than 45 points in two separate home games. The team was represented in the Pro Bowl, the 23rd consecutive year the 49ers had at least one team representative in the islands. In 2003, WR Terrell Owens made his fourth consecutive Pro Bowl, LB Julian Peterson made his second consecutive trip and FB Fred Beasley made his first career appearance in Hawaii. On offense, QB Jeff Garcia missed three games due to injury, but threw for 2,704 yards and 18 touchdowns. In his place, QB Tim Rattay responded admirably, throwing for 856 yards and seven touchdowns while posting a 2-1 record in those three games. RB Kevan Barlow recorded his first career 1,000-yard rushing season after becoming the main tailback after RB Garrison Hearst went down with a knee injury and missed the final four games. Owens recorded his fourth consecutive 1,000-yard season, amassing 1,102 yards despite missing the final game of the year. The 49ers defense finished the year ranked 13th overall in the NFL and ninth against the run. The unit was led by Pro Bowler Peterson, who led the team in sacks with seven, and S Tony Parrish, who tied for the league lead with nine interceptions. The group as a whole recorded 42 sacks on the year, the highest total since 1998, which was good for second in the NFC and tied for fourth in the NFL. In addition, the 49ers defensive unit allowed only 268 yards per game, the lowest total since 1997. San Francisco also caused turnovers as evidence by its 13 fumble recoveries, its highest total since 1997.

2004

The San Francisco 49ers continued to build depth with a young squad of versatile and talented athletes in 2004. Despite a 2-14 overall record, the group was able to gain significant experience while individuals on both sides of the ball notched career milestones over the 16-game span. The 49ers also swept NFC West rival Arizona in two thrilling overtime battles in the confines of both Monster Park and

on the road in Sun Devil Stadium. The team was also represented in the Pro Bowl for the 24th consecutive year as LS/TE Brian Jennings made his first trip to the Pro Bowl. Jennings was chosen to serve as a "need" player in Hawaii by the NFC coaching staff. On offense, TE Eric Johnson returned to the lineup after missing 2003 with a broken collarbone and paced the team with 82 receptions for 825 yards and two touchdowns. His performance was the best-ever by a 49ers' tight end. WR Brandon Lloyd led the scoring attack with six touchdown receptions while RB Kevan Barlow steadied the ground game with 244 carries for 822 yards and seven touchdowns. Under center, QB Tim Rattay battled shoulder, forearm and foot injuries to play in nine games, including a career-best 417-yard performance in the 49ers first of two bouts against Arizona. Rattay rallied the offense from a 16-point fourth-quarter deficit to win 31-28 in overtime. In the process, he completed a team-record 38 passes en route to his first 400-yard game. DT Bryant Young's 11 years of NFL experience served as the veteran voice behind the defensive unit. Young led the line with 79 tackles and three sacks and enjoyed a career game against Chicago after notching 10 tackles and two sacks, his 17th career multi-sack game. For his efforts, Young was presented the team's Len Eshmont and Bill Walsh Awards. It was an unprecedented fifth Len Eshmont award win for Young. DE John Engelberger responded with a career year, with a career-high 64 tackles. He led team with 6.0 sacks. Also a steady rock on defense was SS Tony Parrish, who started all 16 games to give him 112 consecutive career starts, the third-longest active streak at his position. LB Derek Smith also chipped in at the linebacker post, reaching the 100-tackle plateau for the eighth straight year. Smith and fellow LB Jeff Ulbrich led the team with 167 tackles. After a season-ending Achilles injury to LB Julian Peterson, LB Jamie Winborn stepped up with 104 tackles, 4.5 sacks and three forced fumbles. The 49ers also saw much promise from a handful of young participants. Second-year T Kwame Harris played in 14 contests and did not allow a sack in the last five games after returning to the starting lineup on the left side. Also gaining experience on the line was rookie G Justin Smiley who played in all 16 games with nine starts. On the opposite side of the ball, rookie RCB Shawntae Spencer finished third in the league with 12 starts as a rookie. He also led the defensive unit with 12 passes defensed. Second-year DT Anthony Adams continued to flourish in his role, registering a career-high nine stops against Washington. The special teams unit remained staunch, led by the efforts of rookie P Andy Lee. Lee finished the season with a 41.6-yard average, the highest since P Reggie Roby during the 1998 campaign. He led all rookies in the NFC in gross average and boomed an 81-yard punt against Tampa Bay (11-21-04) which was the longest of 2004 and the fourth-longest in team history. Another rookie, S Keith Lewis, also made his presence felt as he became the first player in 49er history to block a punt, force a fumble and recover a fumble in the same season. Lewis was able to accomplish this trifecta on only special teams plays.

2005

The San Francisco 49ers faced a tremendous amount of adversity during the 2005 campaign under new Head Coach Mike Nolan, but utilized both the highs and lows as opportunities to grow and improve. With a mix of veteran experience and young talent, the team doubled their win total from 2004 with a 4–12 record, including a series sweep over NFC West division rival St. Louis, a home win against playoff contender Tampa Bay, and a nail-biting overtime victory in the 2005 season finale against Houston. The 49ers also made a historic trip to Mexico City to play NFC West division rival Arizona in front of an NFL-record 103,467 fans. Even though the 49ers lost a league-high 101 games by starters, including three of the four starters in the secondary, there were many individual and team bright spots, including strong showings from five players who started every game in 2005 (LB Derek Smith, NT Anthony Adams, G Justin Smiley, T Kwame Harris and C/G Eric Heitmann). Of the 11 original 2005 draft selections, 10 went on to spend the 2005 season on the 49ers roster and contributed on offense, defense and special teams. Six of the 10 started in some capacity throughout the season (RB Frank Gore, QB Alex Smith, G David Baas, T Adam Snyder, TE Billy Bajema and CB Derrick Johnson). On offense, four different quarterbacks saw time under center. The most experienced of the four in the quarterback rotation, Tim Rattay, took the initial starting reins and led the 49ers to a 28–25 opening day victory against St. Louis. Shortly after, first overall draft pick Alex Smith made his professional debut, stepping in to relieve Rattay at Arizona in Mexico City. With the eventual trade of Rattay in Week 7 to Tampa Bay, and a knee injury to Smith, both Ken Dorsey and Cody Pickett also stepped in to call plays in the pocket. Smith returned to the starting lineup and gained valuable playing experience, seeing action in nine games with seven starts while showing outstanding poise and maturity in the pocket. WR Brandon Lloyd led the aerial attack with 48 catches for 733 yards including five touchdowns from four different quarterbacks. WR Arnaz Battle also gained ground after rebounding from a knee injury, averaging 11.3 yards per catch while snagging three touchdowns. On the ground, RB's Kevan Barlow, Frank Gore and Maurice Hicks all chipped in 100-yard single-game performances and three touchdowns each. Gore had a stellar first season while pacing all 49ers rushers with 127 carries for 608 yards. After losing C Jeremy Newberry and LT Jonas Jennings to injuries, the offensive line was able to develop some consistency in the second half of the season with rookie LT Adam Snyder and rookie G David Baas making significant strides as starters. Eric Heitmann also held strong as both a guard and center. Defensively, veteran leader DE Bryant Young led the team with eight sacks (including three multi-sack contests), his most since 2000. His 77.5 sacks put him into third place on the 49ers all-time sack leader list. For his stellar performance, Young was voted by his teammates as the 49ers recipient of the Len Eshmont and Ed Block Courage Awards. Also paving the way was LB Derek Smith, whose 163 tackles led the 49ers, his fifth straight time to pace the unit. The team's co-MVP/Bill Walsh Award winner also notched his ninth straight 100-yard campaign. In the absence of an injured Jeff Ulbrich, LB Brandon Moore responded by finishing

second on defense with career highs in tackles (93), sacks (5), interceptions (1) and fumble recoveries (1). Before he was lost for the season with a fractured fibula, S Tony Parrish posted two interceptions, returning one for a touchdown. His teammates, CBs Mike Adams and Shawntae Spencer led the team with four interceptions and a touchdown return each. The special teams unit played a big part in the team's scoring efforts as co-MVP Bill Walsh Award winner K Joe Nedney accounted for 97 49ers points off of 28 field goals (including a 56-yard career long) and 19 extra points. P Andy Lee's three touchbacks in 107 punts placed him with the third-best ratio of touchbacks-to-punts among punters with 30 or more kicks in 2005. Special teams ace Terry Jackson stayed true to his form by leading the coverage unit with 21 tackles. And rookie return man Otis Amey got the season off to an electrifying start after returning a 75-yard punt for a touchdown in the season opener against St. Louis. Amey became the fifth 49ers rookie to return a punt for a touchdown and the first to do so on his first-ever return. He also became the second 49ers player (behind WR Nate Singleton) to score a touchdown on his first touch.


2006

Under the direction of second-year Head Coach Mike Nolan, the 49ers continued to build a framework for success – that included utilizing young talent sprinkled with enough veteran leadership to mentor and keep the group heading in the right direction. After a 4–12 campaign in 2005, the 49ers significantly increased their win total to seven and closed the year with two, morale-boosting road wins in Seattle and Denver to finish 7–9. The organization picked up some key free agents prior to the start of the 2006 season, including All-Pro and future Hall of Fame G Larry Allen, speedy playmaker CB Walt Harris and 13-year NFL veteran and proven Super Bowl winner QB Trent Dilfer. Their acquisitions paid immediate dividends. Allen and Harris joined second-year RB Frank Gore at the Pro Bowl to mark the 25th time in club history the team has been represented, and Dilfer served as a sturdy mentor to second-year starting QB Alex Smith. The 49ers also added talent through the draft, picking up nine immediate contributors. Eight of the nine draft picks (TE Vernon Davis, LB Manny Lawson, WR Brandon Williams, RB Michael Robinson, DE/LB Parys Haralson, TE Delanie Walker, S Marcus Hudson and DE Melvin Oliver) saw action during the season while three (Davis, Lawson and Oliver) were starters. Offensively, the 49ers grew by leaps and bounds, largely in part to the schemes and game plans run by new Offensive Coordinator Norv Turner. QB Alex Smith began to flourish under Turner's guidance and became the first-ever 49ers quarterback to take every snap for the entire regular season while showing dramatic improvement in year two. He set career highs in every offensive category and led the 49ers to a fourth-quarter comeback win (24–14) in Seattle in his first career primetime game. C Eric Heitmann held strong under center, serving as the line's vocal and emotional leader and Bobb McKittrick Award winner. Leading the offensive production was RB Frank Gore, who plowed behind the line and new free agent FB Moran Norris en route to setting a franchise-record 1,695 rushing yards, tops in the NFC, and another record 2,180 combined yards. His 212-yard performance against Seattle

was the highest single-game rushing total in 49ers history and was one of nine 100-yard rushing performances on the season. Gore was voted the team's co-MVP/Bill Walsh Award winner and Ed Block Courage Award recipient. Also chipping in was rookie TE Vernon Davis, who scored on his first NFL touch, a 31-yard touchdown catch in the season opener at Arizona. The defensive unit overcame some early struggles and improved significantly during the second half of the season. LB Brandon Moore led the unit in tackles (114) and sacks (6.5) in his first year as a full-time starter. Consummate veterans LB Derek Smith (93 tackles), DT Marques Douglas (75 tackles, three sacks) and seven-time Len Eshmont Award winner DE Bryant Young (60 tackles, 5.5 sacks) led the group up front while CB Walt Harris and S Keith Lewis (72 tackles, two interceptions, one sack) proved to be new, impact presences in the secondary. Harris finished with one sack and a career-high eight interceptions including a 28-yard touchdown return at Denver. Rookie LB Manny Lawson wrapped his inaugural campaign with 65 tackles, 2.5 sacks, one interception and a blocked punt while rookie DE Melvin Oliver had 50 stops, one sack and a 12-yard fumble return for a touchdown. On special teams, K Joe Nedney amassed 116 points, the second-highest total of his career and eighth most in team history. Nedney was also successful on three onside kicks. RB Maurice Hicks continued to play a key role in the special teams effort. He led the unit with 20 tackles, one fumble recovery and also returned 57 kickoffs for a franchise record 1,428 yards, third best in the NFC. Also making a difference on the special teams unit was rookie RB Michael Robinson, who finished with 16 stops and a 33-yard return for a first down on a fake punt at Seattle.

2007

Head coach Mike Nolan and his team entered the 2007 season believing that anything less than the playoffs would be a disappointment. Unfortunately, the team fell far short of that mark with an overall 5–11 record as four different quarterbacks took the helm of the 49ers offense. 49ers fans did experience some highlights in 2007, including another 1,000-yard rushing season for RB Frank Gore and a stellar season by LB Patrick Willis. The 49ers top pick out of Ole Miss won Defensive Rookie of the Year and Pro Bowl honors. Willis was also the only NFL rookie to be named All-Pro in 2007, becoming the first 49ers defensive rookie to earn the honor since CB Ronnie Lott in 1981. His 226 tackles was an unofficial NFL record and Willis earned numerous additional accolades. P Andy Lee joined Willis at the Pro Bowl as he put together one of the greatest punting seasons in NFL history. Lee set an NFL record for punts downed inside the 20-yard line with 42, while ranking second in gross punting average (47.3) and net punting average (41.0) behind Oakland's P Shane Lechler. The 49ers went 2–1 in primetime games in 2007, winning the season opener on Monday Night Football against the Arizona Cardinals and defeating the Cincinnati Bengals on a Saturday night game in December. QB Alex Smith started the season with a 2–1 record before experiencing a shoulder injury in the fourth game of the season against Seattle. He eventually was placed on Injured Reserve in December and underwent surgery. QB Trent Dilfer stepped in for Smith and led the team with 1,166 passing



yards on 113-of-219 passing. Dilfer eventually would suffer a concussion vs. Minnesota (12-9), and QB Shaun Hill replaced the veteran in Week 13 of the season. Hill was sharp during his three games of action, completing 54-of-79 passes for 501 yards with five touchdowns and one interception. However, Hill would also succumb to injury, being sidelined with a back injury for the season finale. QB Chris Weinke saw action in the final game of the season. Despite inconsistency on offense, the 49ers special teams unit was among the league's most elite in 2007. K Joe Nedney connected on 17-of-19 field goal attempts, while Lee booted 49 punts of 50 or more yards (16 more than any other punter). At the conclusion of the season, one of the all-time great 49ers, DT Bryant Young, retired from the NFL after 14 seasons with San Francisco. Young led the 49ers with 6.5 sacks and finished with 89.5 sacks for his career, which is third on the 49ers all-time sack list behind Cedrick Hardman and Tommy Hart. He earned his eighth Len Eshmont Award, given to the player who best exemplifies the inspirational and courageous play of Len Eshmont.

2008

The San Francisco 49ers entered the 2008 season following a simple mantra, 'One game at a time.' Throughout the year, 49ers players and coaches experienced several transitions and tribulations, but did not allow their minds to linger in the past, nor venture too far into the future. The focused approach proved effective as the team won five of its final seven games to close out the season. After a promising 2-1 start to the year, San Francisco dropped four straight contests before making a change at head coach. In his fourth season at the helm of the 49ers, Mike Nolan was replaced by assistant head coach/linebackers coach Mike Singletary. Upon accepting the position, Singletary said the foundation was in place to take the team to the 'next level.' The response by his players and staff proved positive as the 49ers finished with a 5-4 record under Singletary's direction. Immediately following the conclusion of the season finale against Washington, team President Jed York announced to onlooking players and coaches in the locker room that Singletary would remain the 49ers head coach moving forward. The quarterback position was one of the first areas that Singletary addressed when taking over midway through the 2008 season. QB J.T. O'Sullivan started the first eight games of the year and showed an ability to make big plays, but costly turnovers proved to be problematic for the signal caller. O'Sullivan was replaced at the end of the first half of Singletary's first game as head coach against Seattle. Singletary later announced QB Shaun Hill would take over the starting role for the remainder of the season. The move appeared to be the right one as Hill went on to post a 5-3 record and a 87.5 overall passer rating. While Hill made his season debut midway through the year, RB Frank Gore was once again the centerpiece of the 49ers offense. Despite missing two games with an ankle injury, Gore became the first 49ers player to rush for over 1,000 yards in three consecutive seasons, finishing the year with 1,036 rushing yards and 1,409 total yards from scrimmage. WR Isaac Bruce, who earned the team's coveted Len Eshmont Award in his first season in a 49ers uniform after spending 14 years with the Rams, recorded team-highs

in receptions (61), receiving yards (835) and touchdown catches (7). TE Vernon Davis, who was named as an alternate for the Pro Bowl, finished the season ranked fourth on the team in receptions (31) and receiving yards (358). On defense, Singletary consulted with defensive coordinator Greg Manusky and transitioned the unit into a more simplified, yet productive 3-4 alignment midway through the season. Over the final nine games of the year, the 49ers improved from 23rd in total defense to finish 13th (326.0) in the NFL. LB Patrick Willis earned his second consecutive Pro Bowl nod after totaling a team-high 185 tackles, while LB Takeo Spikes ranked second on the team with 122 tackles to go along with three interceptions in his first year with San Francisco. LB Parys Haralson had a breakout season with eight sacks, the most by a 49ers linebacker since Kevin Greene posted 10.5 in 1997. The 49ers defensive line got a boost with the offseason signing of DE Justin Smith, who ranked second on the team with seven sacks and fourth on the squad with 104 tackles. As one of the most experienced units in the NFL, the 49ers secondary finished the season strong, allowing an average of 177.4 passing yards per game over the final five contests, which ranked third among NFL teams during that time span. For the second year in a row, the 49ers special teams unit ranked among the best in the NFL. Led by special teams coordinator Al Everest, P Andy Lee, KR/PR Allen Rossum and RB Michael Robinson were all named alternates for the Pro Bowl. Lee finished the season ranked third in the NFL with a career-high and team-record 47.8 gross average.

2009

The 49ers took a step forward in 2009, recording their best finish since 2002 with an 8-8 record in head coach Mike Singletary's first full season, which included a 5-1 record against the NFC West. The 49ers opened the season with a bang against the defending NFC Champion Arizona Cardinals. LB Patrick Willis, who was named to his 3rd consecutive Pro Bowl as a starter at year's end, recorded the first of his career-high 3 INTs on the year to propel his team to a 20-16 road victory. RB Frank Gore also played a large role in the win, scoring the go-ahead TD in the 4th qtr. as part of a 2-score performance. On the season, he went on to set personal bests with 10 rushing TDs and 13 total TDs, while becoming the only 49er ever to post four 1,000-yd. rushing seasons, despite missing two games to an ankle injury. Gore repeated his 2-TD performance the following week in a 23-10 victory at home against Seattle, running for scores of 79 and 80 yds. to join RB Barry Sanders as the only players in NFL history to register 2 TD runs of 75+ yds. in a single game. With the momentum of a spotless division record, San Fran traveled to Minnesota for what would be an action-packed matchup. In a game where an ankle injury felled Gore on his first attempt, TE Vernon Davis rose to the occasion and recorded 2 TDs, one of which gave the 49ers a 4-point lead in the 4th qtr., which they held until Minnesota's last drive. Vikings QB Brett Favre milked every last second as he fired a 32-yd. TD pass with 2 seconds remaining, stabbing the hearts of 49ers fans. The 49ers bounced back the next week against St. Louis, defeating the Rams 35-0 to mark the first shutout by the team since 2002. Following a crushing 45-10 loss to Atlanta at

Candlestick Park, San Fran added another weapon to its arsenal as rookie WR Michael Crabtree joined the team over the bye weekend after missing the first 5 games of the season because of a contract impasse. Crabtree hit the ground running and went on to lead all NFL rookies with a 56.8 yds./game avg. over the final 11 contests. In his debut at Houston, the rookie dazzled the crowd with some acrobatic catches, but the show would eventually turn to two 49er veterans. After falling behind 21 points at halftime, Singletary made a change at quarterback, inserting Alex Smith into the lineup for Shaun Hill. Smith, who hadn't seen any action in nearly two years, responded by throwing a career-high 3 TDs in the final 2 qtrs., all of which were caught by Davis. Following the Texans game, Smith would go on to start the remainder of the season and register career-highs in passing TDs (18), completion pct. (60.5) and quarterback rating (81.5), while Davis proceeded to put up historic numbers on his way to being named a starter in his first Pro Bowl. The talented tight end finished the year with 965 yds. and tied the NFL single-season record for TD receptions (13) by a tight end. The next week at Indianapolis, the team lost starting LT Joe Staley on the first offensive play to a knee injury. Behind the crafty play-calling of defensive coordinator Greg Manusky, the 49ers became the only team to hold NFL MVP QB Peyton Manning without a TD on the season. Despite the unit's valiant effort, the 49ers fell 18-14. A 34-27 loss to the Titans at home inspired the squad for a prime-time, Thursday Night Football showdown against Chicago. In what was a microcosm of the defense's season, the unit recorded 5 INTs, including SS Michael Lewis' victory-sealing pick in the end zone. After digging themselves a 23-3 hole at Green Bay, San Fran valiantly battled back in the final 2 qtrs., only to come up short by less than a TD in the 30-24 defeat. The defense exacted revenge at home against Jacksonville the following week, allowing just 3 points as Davis and Gore each scored in the 20-9 victory. Despite a career-high 310 yds. passing from Smith, the 49ers lost in Seattle, 20-17, before returning home for a prime time, MNF rematch against Arizona. A statement game for the defense, the 49ers forced 7 turnovers (5 FRs, 2 INTs), including a franchise record 7 FFs, as the 24-9 win sealed the season sweep of the Cardinals. The Niners penchant for forcing turnovers allowed them to post the NFL's 5th-best turnover ratio in 2009 (33 takeaways; 24 giveaways). In the blizzard-beaten city of Philadelphia the following Sunday, the Niners struggled with turnovers in a 27-13 loss to the Eagles. Facing Detroit a week later, TDs from Davis and Gore led the way as the 49ers outgunned the Lions 20-6. San Fran would move toward its final game in St. Louis with a chance to secure its first non-losing season since 2002. Overcoming a slow 1st half, Alex Smith and Co. put up 28 points in the final half, including a 73-yd. TD catch by Davis to register his record-tying total. Gore capped off the day with 2 TDs and his 5th 100-yd. performance of the year, giving him 20 such career games and tying him with Joe Perry for the franchise record.



2010

The San Francisco 49ers entered the 2010 season with high hopes, having finished the previous season with their best record since 2002 and having five players named to the Pro Bowl. The 49ers dug themselves an insurmountable deficit with a 0–5 start that they ultimately could not overcome. San Francisco finished the year with a 6–10 record and a third place finish in the NFC West. The 49ers opened the season on the road against the Seattle Seahawks. With the arrival of former USC head coach Pete Carroll, the 49ers were not completely certain about what to expect and were stunned by a 31–6 loss. The Niners opened their home slate on Monday Night Football against the Super Bowl Champion New Orleans Saints to Candlestick Park. RB Frank Gore rushed for 112 yds., and 1 TD on the ground and 1 through the air. 49ers QB Alex Smith passed for 275 yards, but his heroics were not enough as New Orleans posted a late FG giving the Saints a 25–22 victory. A dismal offensive performance in a 31–10 loss in Kansas City influenced head coach Mike Singletary to let offensive coordinator Jimmy Raye go and promote QBs coach Mike Johnson to the role of play–caller. In week 4 the Niners traveled to Atlanta. The 49ers started fast but their inability to finish, however, ultimately cost them a win as the Falcons edged them, 16–14. San Francisco returned home for its 2nd primetime matchup in as many home games. NBC's Sunday Night Football pitted them against the Philadelphia Eagles. Again, San Francisco showed up under the brightest of lights, posting 309 yds. through the air including 3 TDs, but a late game INT gave the 49ers their 5th straight loss of the season, 27–24. The 49ers added some rays of hope against the visiting Oakland Raiders. Gore accounted for 149 yds. rushing, leading the 49ers offense to 349 yds. of total offense and earning the Niners their first win of the season, 17–9. The 49ers next test would be at Carolina. The Niners failed to capitalize on a late–game lead and allowed the Panthers to mount a 20–23 comeback victory on a game–winning FG as time expired. Starting QB Alex Smith suffered an injured shoulder during the 4th qtr. At 1–6, the team boarded a plane and traveled to London for a week–long road trip to square off with the Denver Broncos in the 2010 International Series game. With QB Troy Smith at the helm due to the injury to Alex Smith a week earlier, the “home team” defeated Denver, 24–16. After the bye week, the 49ers returned home to defeat division foe St. Louis 23–20 in OT, behind the big–play arm of Troy Smith and the Frank Gore run game. The ensuing 21–0 shutout by Tampa Bay at Candlestick, the

first home shutout since 1977, inspired the squad for a prime–time, MNF showdown at Arizona. The defense held the Cardinals to just 13 yds. rushing and forced 2 turnovers. Unfortunately, perennial Pro Bowl RB Frank Gore suffered a fractured hip during the contest ending his season. After a forgettable 34–16 loss to Green Bay at Lambeau Field, San Fran erupted for a season–high 40 points against the visiting Seahawks. Mike Singletary had handed the started QB role back to Alex Smith after the GB loss, and he went on to throw for 255 yds. and 3 TDs in the 40–21 win. Despite the momentum the Niners seemed to gain they lost, 34–7, at San Diego in a Thursday night matchup. Despite a 5–9 record, San Francisco was still in NFC West hunt. Looking for a spark Singletary once again switched QBs, this time to Troy Smith. The spark that was expected never came to be and the 49ers suffered a devastating, 25–17, loss at St. Louis. With the division title and all playoff hopes out of reach, team President and CEO Jed York relieved head coach Mike Singletary of his duties that evening. Defensive line coach Jim Tomsula was later promoted to interim head coach for the final week of the season. The 49ers battled to finish the season with a favorable taste in their mouths vs. Arizona. RB Brian Westbrook notched 2 TDs while Alex Smith threw for 276 yds., 2 TDs and a QB rtg. of 107.8, in a 38–7 win.

2011

The San Francisco 49ers 2011 season began with great hope surrounded by as much, if not more, uncertainty, due in large to the arrival of head coach Jim Harbaugh and the lack of an offseason for the new coaching staff to gel with its players. By season's end, Harbaugh had led his team to a 14–4 record, a NFC West Division Title and a berth in the NFC Championship Game.

Although the 49ers became a blue collar unit focused solely on wins, individual honors were plentiful for the team in 2011. Harbaugh was named AP Coach of the Year at season's end and the team boasted a league–high five First Team AP All–Pros – DT Justin Smith, LB Patrick Willis, LB NaVorro Bowman, K David Akers and P Andy Lee (LT Joe Staley and CB Carlos Rogers were named to the Second Team). San Francisco also posted a NFL–high nine Pro Bowl selections – Smith, Willis, Akers, Lee, Rogers, Staley, S Dashon Goldson, RB Frank Gore, and LS Brian Jennings.

Led by Willis and Smith, both finalists for Defensive Player of the Year, the 49ers defense possessed the most dominant front seven in the game, a unit that produced 40 of the team's 42 sacks and a De-

fensive Rookie of the Year finalist, LB Aldon Smith, who set the franchise's rookie sack record (14). The unit began the year without allowing a rushing TD in its first 14 games, a feat never before achieved in league history. The defense's NFL–high 38 takeaways allowed the 49ers to lead the league with a team–record turnover differential (plus–28). By the end of the year, the defense ranked 1st in the NFL against the run, 2nd in points allowed, and 4th in total defense.


The San Francisco offense played a physical brand that controlled the tempo of games, rarely made mistakes and made plays when it was ultimately needed. Six times in 2011, QB Alex Smith, RB Frank Gore and the Niners offense mounted come–from–behind wins. The offense tied NFL single–season records for fewest turnovers (10) and interceptions (5). Gore became the franchise's all–time leading rusher surpassing Joe “The Jet” Perry. Smith put together his finest year as a pro, finishing the season with a 90.7 QB rating, a 61.4 completion percentage and the NFL's lowest interception percentage (1.1). The quarterback also tied the franchise record with four, 4th quarter come–from–behind wins on the road (QB Joe Montana – 4 in 1989).

Special teams lived up to its name for the 49ers in 2011, as the unit finished the season ranked atop the NFL. The team featured two record–setting specialists in Akers and Lee. Akers set the NFL record for most field goals made (44) and most points in single–season, no touchdowns (166), while Lee registered a 44.0 net punt average, also setting a new NFL record. KR Ted Ginn Jr. became the first player in franchise history to record a punt return for a touchdown and a kickoff return for a touchdown in the same game in the season opener versus Seattle.

Inside the friendly confines of Candlestick Park, San Francisco posted a 7–1 record. The Niners never trailed by more than 3 points at home all season and averaged 27.6 points per game, ranking 6th in the NFL. The 49ers also boasted a 6–2 record away from home. The 6 wins on the road were the most by the team since 1996 (6–2).

In the 49ers first postseason game since 2002, they defeated the New Orleans Saints, 36–32. TE Vernon Davis shined as he registered 7 receptions for 180 yards and 2 touchdowns, including the game–winning 14 yarder from Alex Smith with :09 remaining.

A magical season came to an end in the NFC Championship game, as the 49ers fell to the eventual Super Bowl Champion New York Giants in overtime, 17–20.





SAN FRANCISCO'S ALL-TIME PRESIDENTS & PERSONNEL DIRECTORS

Years

1946
1947
1948
1949–50
1951–66
1967–72
1972
1973–76
1977–78
1979–82
1983
1984–87
1988–89
1990
1991–94
1995–97
1998
1999–2000
2001–03
2004
2005–07
2008
2009
2010
2011
2012

Team President

Anthony J. Morabito (Owner)
Allen E. Sorrell
Allen E. Sorrell
Anthony J. Morabito (Owner)
Anthony J. Morabito (Owner)
Louis G. Spadia
Louis G. Spadia
Louis G. Spadia
Edward J. DeBartolo, Jr.
Edward J. DeBartolo, Jr.
Bill Walsh (President & Head Coach)
Bill Walsh (President & Head Coach)
Edward J. DeBartolo, Jr.
Edward J. DeBartolo Jr.
Carmen Policy
Carmen Policy
Carmen Policy (President & CEO)
Denise DeBartolo–York (Owner)
Peter Harris (President & CEO)
John York (Owner)
John York (Owner)
John York (Owner)
Jed York (President)
Jed York (President & CEO)
Jed York (President & CEO)
Jed York (CEO), Gideon Yu (President)

General Managers

John R. Blackinger (General Manager)
John R. Blackinger (General Manager)
Louis G. Spadia (Business Manager)
Louis G. Spadia (Business Manager)
Louis G. Spadia (General Manager)
Jack White (General Manager)
Jack White (Vice President for Personnel)
Louis G. Spadia (President & General Manager)
Joe Thomas (Vice President & General Manager)
Bill Walsh (Head Coach & General Manager)
John McVay (General Manager)
John McVay (Vice President/General Manager)
John McVay (Vice President/General Manager)
John McVay (Vice President of Football Administration)
John McVay (Vice President of Football Administration)
Dwight Clark (Vice President/Director of Football Operations)
Dwight Clark (Executive Vice President/Director of Football Operations)
Bill Walsh (Vice President/General Manager)
Terry Donahue (General Manager)
Terry Donahue (Vice President/General Manager)
Scot McCloughan (Vice President of Player Personnel)
Scot McCloughan (General Manager)
Scot McCloughan (General Manager)
Trent Baalke (Vice President of Player Personnel)
Trent Baalke (General Manager)
Trent Baalke (General Manager)



49ERS AAFC DRAFT (1946-49)

1947 (Dec. 20-21, 1946)

1a.	Glenn Davis, HB, Army	(2)
1b.	Clyde LeForce, WB, Tulsa	(6)
2.	Bob Wiese, HB, Michigan	(14)
3.	Paul Duke, C, Georgia Tech	(22)
4.	Don Samuel, HB, Oregon St.	(30)
5.	Alf Satterfield, T, Vanderbilt	(38)
6.	John Zilly, E, Notre Dame	(46)
7.	Gene (Red) Knight, HB, LSU	(54)
8.	Charlie Malmberg, T, Rice	(62)
9.	Bob Leonetti, G, Wake Forest	(70)
10.	Frank Broyles, QB, Georgia Tech	(78)
11.	Jim Tyree, E, Oklahoma	(86)
12.	Ed Robnett, FB, Texas Tech	(94)
13.	Walter Slater, HB, Tennessee	(102)
14.	Earl Wheeler, C, Arkansas	(110)
15.	Les Proctor, G, Texas	(118)
16.	Al DeRogatis, T, Duke	(126)
17.	Earl Tullos, T, LSU	(132)
18.	Bryant Meeks, C, South Carolina	(138)
19.	Ed Royston, G, Wake Forest	(144)
20.	Max Bumgardner, E, Texas	(150)

1948 (Dec. 16, 1947)

1.	Joe Scott, HB, San Francisco	(5)
3.	Jim Cason, HB, LSU	(15)
4.	Walt McCormick, C, USC	(23)
6.	Fred Land, T, LSU	(32)
7.	Phil O'Reilly, T, Purdue	(38)
9.	Bill Luongo, FB, Pennsylvania	(50)
11.	Bob Steckroth, E, William & Mary	(62)
12.	Gene Malinowski, T, Detroit	(70)
13.	Len Modzelski, T, Scranton	(78)
14.	Les Rideout, T, Bowling Green	(86)
15.	Larry Olsonoski, T, Purdue	(94)
16.	Wally Matulich, HB, Mississippi St.	(102)
17.	Bob Ravensberg, HB, Indiana	(110)
18.	Bill Pritula, T, Michigan	(118)
19.	Art Fitzgerald, HB, Yale	(126)
20.	Pete Barbolak, T, Purdue	(134)
21.	Dick Loepfe, T, Wisconsin	(142)
22.	Bob Heck, E, Purdue	(150)
23.	Floyd Lanhorne, G, Texas Tech	(158)
24.	Goble Bryant, T, Army	(166)
25.	Bill Talarico, FB, Pennsylvania	(174)
26.	Everett Marshall, T, Pennsylvania	(182)
27.	Perry Moss, HB, Illinois	(190)
28.	Bill Bell, QB, Muhlenberg	(198)
29.	Herb Siegert, G, Illinois	(206)
30.	Frank Williams, FB, Utah St.	(214)

1949 (July 8, 1948)

(Secret Draft)

- Ernie Stautner, T, Boston College
- Jim Winkler, T, Texas A&M

1949 (Dec. 21, 1948)

(Drafted Alternately 9-10)

1.	Chester Fritz, T, Missouri	(7)
3.	Frank Lovuolo, E, St. Bonaventure	(20)
4.	Mike De Noia, QB, Scranton	(28)
5.	George Brodnax, E, Georgia Tech	(36)
6.	John Hamberger, T, Southern Methodist	(44)
7.	Dan Stiegman, C, North Carolina	(52)
8.	Bernie Reid, G, Georgia	(60)
9.	Fred Wendt, HB, Texas—El Paso	(68)
10.	Dick Flowers, T, Alabama	(76)
11.	Bob Lund, HB, Tennessee	(84)
12.	Jon Baker, G, California	(92)
13.	Jim Rinehart, QB, Arkansas	(100)
14.	Don Garlin, HB, USC	(108)
15.	Pete Wismann, C, St. Louis	(116)
16.	Homer Hobbs, G, Georgia	(124)
25.	Paul Schoultz, HB, Miami (OH)	(171)
26.	Jack Kelly, T, Louisiana Tech	(176)
27.	Jasper Flanakin, E, Baylor	(181)
28.	Rudy Smith, T, Louisiana Tech	(186)
29.	Gordon Long, HB, Arkansas	(191)

49ERS ALL-TIME DRAFT

1950 (January 21-22) (Drafted Alternately 9-10)

1.	Leo Nomellini, T, Minnesota	(11)
2.	Don Campora, T, Pacific	(23)
3.	Ray Collins, T, LSU	(37)
4.	Morris Bailey, E, Texas Christian	(49)
5.	Harry Kane, C, Pacific	(63)
6.	Don Van Pool, E, Oklahoma	(75)
7.	Lindy Berry, HB, Texas Christian	(89)
8.	Ellery Williams, E, Santa Clara	(101)
9.	Pete Zinach, HB, West Virginia	(115)
10.	Bob Celeri, QB, California	(127)
11.	Harley Dow, T, San Jose St.	(141)
12.	Don Burke, FB, USC	(153)
13.	Lou Ceconi, HB, Pittsburgh	(167)
14.	Tom Payne, E, Santa Clara	(179)
15.	Leo Crampsey, E, St. Bonaventure	(193)
16.	Charley Shaw, G, Oklahoma A&M	(205)
17.	Cliff Van Meter, HB, Tulane	(219)
18.	Ralph Genito, HB, Kentucky	(231)
19.	Forrest Klein, G, California	(245)
20.	Jack Nix, E, USC	(257)
21.	Guerin Alker, C, Loyola	(271)
*22.	Billy Wilson, E, San Jose St.	(283)
23.	Jim Williams, E, Rice	(297)
24.	Bill Wyman, T, Rice	(309)
25.	Bob Dunn, G, Dayton	(323)
26.	Jim Powers, QB, USC	(335)
27.	Ken Johnson, G, Pacific	(349)
28.	Charley Hall, HB, Arizona	(361)
29.	Bob Whelan, HB, Boston	(375)
30.	Bob Stillwell, E, USC	(387)

1951 (January 18-19, 1951) (Drafted Alternately 2-3)

1.	Y.A. Tittle, QB, LSU	(3)
2.	Pete Schabarum, HB, California	(17)
3.	Bill Mixon, HB, Georgia	(28)
4.	Choice to Cleveland	
5a.	Dick Steere, T, Drake	(53)
5b.	Al Carapella, T, Miami (FL) (Choice from Chicago Cardinals)	(54)
6.	Bishop Strickland, HB, South Carolina	(64)
7.	Dick Forbes, E, St. Ambrose	(75)
8.	Joe Arenas, HB, Omaha	(89)
9.	Bruce Van Alstyne, E, Stanford	(100)
10.	Nick Feher, G, Georgia	(112)
11.	Bill Jessup, E, USC	(126)
12.	Jim Monachino, HB, California	(137)
13.	Dick Harvin, E, Georgia Tech	(148)
14.	Rex Berry, HB, Brigham Young	(162)
15.	Dave Sparks, G, South Carolina	(173)
16.	Bob White, HB, Stanford	(184)
17.	Art Michalik, G, St. Ambrose	(198)
18.	Jim Murphy, T, Xavier	(209)
19.	John Phillips, HB, Southern Mississippi	(220)
20.	Al Tate, T, Illinois	(234)
21.	Hardy Brown, FB, Tulsa	(245)
22.	Dwight Winslow, FB, Boise J.C.	(256)
23.	Wally Brunswald, HB, Gustavus Adolphus	(270)
24.	Tom Kingsford, QB, Montana	(281)
25.	Mike Peterson, E, Denver	(292)
26.	Keith Carpenter, T, San Jose St.	(306)
27.	Ray Lung, G, Oregon	(317)
28.	Jack Rohan, HB, Lorain College	(328)
29.	S.P. Garnett, T, Kansas	(342)
30.	Jerry Faske, HB, Iowa	(353)

1952 (January 17, 1952) (Drafted Alternately 8-9)

1.	Hugh McElhenny, HB, Washington	(9)
2.	Bob Toneff, T, Notre Dame	(22)
3a.	Gene Shannon, HB, Houston (Choice from Chicago Cards)	(27)
3b.	Billy Tidwell, HB, Texas A&M	(33)
4.	Marion Campbell, T, Georgia	(46)
5.	Pat O'Donahue, E, Wisconsin	(57)
6.	Jim Beasley, C, Tulsa	(70)
7.	Don Robison, HB, California	(81)
8.	Jerry Smith, T, Wisconsin	(94)
9.	Glen Christian, HB, Idaho	(105)
10.	Carl West, FB, Mississippi	(118)
11.	J.D. Kimmel, T, Houston	(129)
12.	Fred Snyder, E, Loyola	(142)
13.	Rudy Yeager, T, LSU	(153)
14.	Frank Simons, E, Nebraska	(166)
15.	Haldo Norman, E, Gustavus Adolphus	(177)
16.	Bob Meyers, HB, Stanford	(190)
17.	Al Baldock, E, USC	(201)
18.	Bill Carey, E, Michigan St.	(214)
20.	Jess Yates, E, LSU	(238)
21.	Gene Offield, E, Hardin—Simmons	(249)
22.	Jim Cozad, T, Santa Clara	(262)
23.	Bill Glazier, E, Arizona	(273)
24.	Ralph Kreuger, T, California	(286)
25.	Henry (Bud) Laughlin, FB, Kansas	(297)
26.	Dick Kane, G, Cincinnati	(310)
27.	Waldo Schaff, T, Oklahoma A&M	(321)
28.	Joe Palumbo, G, Virginia	(334)
29.	Chuck Mosher, E, Colorado	(345)
30.	Dick Patrick, C, Oregon	(358)

* - Future Arrival

1953
(January 22, 1953)
(Drafted Alternately 9-8-7)

- 1a. Harry Babcock, E, Georgia (bonus) (1)
- 1b. Tom Stolhandske, E, Texas (10)
2. George Morris, C, Georgia Tech (21)
3. Bob St. Clair, T, USF/Tulsa (32)
4. Ed Fullerton, HB, Maryland (46)
5. Hal Miller, T, Georgia Tech (57)
6. Choice to Chicago Bears
7. Paul Carr, HB, Houston (82)
8. Doug Hogland, T, Oregon St. (93)
9. Hal Ledyard, QB, Tenn.—Chattanooga (104)
10. Pete Brown, G, Georgia Tech (118)
11. Al Charlton, HB, Washington St. (129)
12. Carson Leach, G, Duke (140)
13. Bill Earley, HB, Washington (154)
14. Tom Fletcher, HB, Arizona St. (165)
15. Charley Genthner, T, Texas (176)
16. Fred Durig, E, Bowling Green (190)
17. Hugh Latham, T, San Diego, St. (201)
18. Stan Wacholz, E, San Jose St. (212)
19. King DuClos, T, Texas—El Paso (226)
20. Ray Huizinga, T, Northwestern (237)
21. Ken Bahnsen, HB, North Texas St. (248)
22. Laverne Robbins, G, Midwestern St. (262)
23. Travis Hunt, T, Alabama (273)
24. Ed Morgan, HB, Tennessee (284)
25. Ernie Stockert, E, UCLA (298)
26. Harley Cooper, HB, Arizona St. (309)
27. Ralph McCleod, E, LSU (320)
28. Tom Novikoff, HB, Oregon (334)
29. Don Stillwell, E, USC (345)
30. No pick as result of bonus choice

1954
(January 28, 1954)
(Drafted 10th)

1. Bernie Faloney, QB, Maryland (11)
2. Leo Rucka, G, Rice (23)
3. Steve Korcheck, C, George Washington (35)
4. Charlie Boxhold, HB, Maryland (47)
- 5a. Bob Hanfla, G, Kansas (55)
(Choice from Pittsburgh)
- 5b. Frank Mincevich, G, South Carolina (59)
6. Floyd Sagely, E, Arkansas (71)
7. Sid Youngelman, T, Alabama (83)
8. Choice to Cleveland
9. Ted Connolly, G, Tulsa (107)
10. Choice to Cleveland
11. John Skocko, E, USC (131)
12. Hal Easterwood, C, Mississippi St. (143)
13. Morgan Williams, G, Texas Christian (155)
14. Sam Williams, HB, California (167)
- 15a. Ed Gossage, T, Georgia Tech (171)
(Choice from Green Bay)
- 15b. Sam Palumbo, G, Notre Dame (179)
16. Bobby Fiveash, HB, Florida St. (191)
17. Carl Kautz, T, Texas Tech (203)
18. Morris Kay, E, Kansas (215)
19. Bob Edmiston, T, Temple (227)
20. Frank DePietro, HB, Georgia (239)
21. Howard Alsup, T, Middle Tenn. St. (251)
22. Ralph Reynolds, HB, North Texas St. (263)
23. LeRoy Fenstermaker, QB, Rice (275)
24. Jerry Daniels, T, Tennessee Tech (287)
25. John Platt, FB, Elon (299)
26. Pete Bello, C, Pasadena C.C. (311)
27. Gayford Baker, G, Neb.—Omaha (323)
28. Bob Garbrecht, FB, Rice (335)
29. Ted Dunn, FB, Murray State (347)
30. Don Folks, E, Houston (359)

1955
(January 27-28, 1955)
(Drafted Alternately 8-9)

1. Dick Moegle, HB, Rice (10)
2. Frank Morze, C, Boston College (21)
3. Carroll Hardy, HB, Colorado (34)
4. Matt Hazeltine, C, California (45)
5. Eldred Kraemer, T, Pittsburgh (58)
6. Bobby Luna, HB, Alabama (69)
7. John Dean, QB, Virginia Tech (82)
- *8. Fred Meyers, QB, Oklahoma St. (93)
- *9. Fred Preziosio, T, Purdue (106)
10. Ron Aschbacher, E, Oregon St. (117)
11. Rudy Rotella, E, Neb.—Omaha (130)
- *12. Lou Palatella, T, Pittsburgh (141)
13. Richie Gaskell, E, George Washington (154)
14. Nick McKeithan, HB, Duke (165)
15. Burdette Hess, G, Idaho (178)
16. Jim Hall, E, Auburn (189)
17. Bob Newton, G, San Diego St. (202)
18. Ron Pheister, C, Oregon (213)
19. John Garzoli, T, California (226)
20. Glen Dyer, QB, Texas (237)
21. George Maderos, E, Chico St. (250)
22. Pete Vann, QB, Army (261)
- *23. Tom Gunnari, E, Washington St. (274)
24. Bob Heaston, G, Cal Poly—SLO (285)
25. Dewey Wade, E, Kansas St. (298)
26. Johnny Kerr, E, Purdue (309)
- *27. Dick Shockey, QB, Marquette (322)
28. Don Sanders, HB, Stanford (333)
- *29. Otto Kniedinger, T, Penn St. (346)
- *30. Bob Gongola, QB, Illinois (356)

1956
(Nov. 29, 1955/Jan. 19, 1956)
(Drafted Alternately 1-2)

1. Earl Morrall, QB, Michigan St. (2)
2. Bruce Bosley, T, West Virginia (15)
3. Bill Herchman, T, Texas Tech (26)
4. Frank Pajaczkowski, HB, Richmond (40)
5. Choice to Los Angeles
6. Tony Sardisco, LB, Tulane (64)
- *7. Larry Barnes, FB Colorado St. (75)
8. Charles Smith, E, Abilene Christian (88)
9. Jim Cox, E, Cal Poly—SLO (99)
10. Jerry Zaleski, HB, Colorado St. (112)
11. Stewart Pell, T, North Carolina (123)
12. Roger Swedberg, T, Iowa (136)
13. Ralph Moody, HB, Kansas (147)
- *14. R.C. Owens, E, College of Idaho (160)
- 15a. Reed Henderson, T, Utah St. (171)
- 15b. Gene Boyd, HB, Abilene Christian (172)
(Choice from Pittsburgh)
16. George Herring, QB, Southern Mississippi (184)
17. Richard Weiss, T, Mississippi (195)
18. Billy Yelverton, T, Mississippi (208)
19. Pete Arrigoni, HB, Arizona (219)
20. Bob Scarbrough, C, Auburn (232)
21. L.C. Joyner, HB, E. Contra Costa C.C. (243)
22. Clarence Wessman, E, San Jose St. (256)
23. Mike Monroe, HB, Washington (267)
24. Ed Wallace, G, San Diego J.C. (280)
25. Paul Goad, HB, Abilene Christian (291)
26. Rommie Loudd, E, UCLA (304)
27. Jerry Gustafson, QB, Stanford (315)
- *28. Jerry Drew, FB, California (328)
29. Dean Benson, E, Willamette (339)
- *30. Bob Mitchell, T, Puget Sound (351)

1957
(November 27, 1956)
(Drafted 2nd)

1. John Brodie, QB, Stanford (3)
2. Abe Woodson, HB, Illinois (15)
3. Choice to Los Angeles
- 4a. Jim Ridlon, HB, Syracuse (39)
- 4b. Mike Sandusky, T, Maryland (46)
(Choice from Chicago Cardinals)
5. Karl Rubke, C, USC (56)
- 6a. Bill Rhodes, HB, Western St. (CO) (62)
(Choice from Philadelphia)
- 6b. Jim Hunter, HB, Missouri (68)
- *7. Fred Dugan, E, Dayton (80)
8. Ernie Pitts, E, Denver (92)
- *9. Charles Brueckman, C, Pittsburgh (104)
- *10. Jerry Hurst, T, Middle Tenn. St. (116)
- *11. Tom Davis, HB, LSU (128)
- *12. Fred Singleton, T, Alabama (140)
13. Charles Mackey, E, Arizona St. (152)
14. Ron Warzeka, T, Montana St. (164)
- *15. Earl Kaiser, HB, Houston (176)
16. Vic Kristopalitis, FB, Dayton (188)
17. Dave Kuhn, C, Kentucky (200)
18. Richard Guy, G, Ohio St. (212)
19. Gene Babb, FB, Austin (224)
20. Sid DeLoatch, G, Duke (236)
21. Fred Wilcox, HB, Tulane (248)
22. Paul Tripp, T, Idaho St. (260)
23. John Thomas, E, Pacific (272)
24. John Ladner, E, Wake Forest (284)
25. Ray Meyer, FB, Lamar (296)
- *26. Tom Topping, T, Duke (308)
27. Don Vivic, FB, Ohio St. (320)
28. Bill Curtis, HB, Texas Christian (332)
29. Vern Hallbeck, LB, Texas Christian (344)
30. George Parks, QB, Lamar (355)

1958
(Dec. 2, 1957/Jan. 28, 1958)
(Drafted Alternately 8-9)

- 1a. Jim Pace, HB, Michigan (8)
- 1b. Charlie Krueger, T, Texas A&M (9)
- *2. Bob Newman, QB, Washington St. (22)
3. Bob Hoppe, HB, Auburn (33)
4. John Varone, HB, Miami (FL) (46)
5. Bill Atkins, HB, Auburn (59)
6. Henry Schmidt, T, USC (71)
7. Choice to Detroit
- *8a. Leon Burton, HB, Arizona St. (87)
(Choice from Chicago Cardinals)
- 8b. Ron Mills, HB, West Texas St. (95)
9. George Troutman, C, Capital (OH) (107)
- *10. Vel Heckman, T, Florida (119)
- *11. Hogan Wharton, T, Houston (131)
12. Pete Williams, T, Lehigh (143)
- 13a. James Yore, FB, Indiana (151)
(Choice from Pittsburgh)
- 13b. Harold Dukes, E, Michigan St. (155)
14. Max Fields, HB, College (167)
15. Choice to Detroit
16. George Shirkey, T, Stephen F. Austin (191)
17. John Wittenborn, T, SE Missouri St. (203)
18. Dennit Morris, G, Oklahoma (215)
19. Ronnie Mushatt, C, Grambling St. (227)
20. Jerry Mertens, E, Drake (239)
21. Don Christian, HB, Arkansas (251)
22. Bruce Hartman, T, Luther (263)
23. Larry Fields, HB, Utah (275)
- *24. Dee Mackey, E, East Texas St. (287)
25. Bill Kaczmarek, C, SW Missouri St. (299)
- *26. Hilliard Hill, E, USC (311)
27. Bob Witucki, E, Notre Dame (323)
28. Garland Warren, C, North Texas St. (335)
29. Herman Hodges, HB, Sam Houston (347)
- *30. Ted Stahura, T, Kansas St. (358)

1959
(Dec. 2, 1958/Jan. 22, 1959)
(Drafted 6th)

- 1a. Dave Baker, HB, Oklahoma (5)
- 1b. Dan James, C, Ohio St. (8)
(Choice from Pittsburgh)
2. Bob Harrison, LB, Oklahoma (17)
3. Eddie Dove, HB, Colorado (29)
4. Monte Clark, T, USC (41)
5. Frank Geremia, T, Notre Dame (54)
6. Wally Bavaro, T, Holy Cross (66)
- 7a. Don Rogers, LB, South Carolina (74)
(Choice from Chicago Cardinals)
- *7b. Dan Colchico, E, San Jose St. (78)
8. Lewis Akin, E, Vanderbilt (90)
9. Robert Green, HB, Florida (102)
10. Bronko Nagurski, T Notre Dame (114)
11. Jack Hayes, HB, Trinity (TX) (126)
12. Bill Korutz, C, Dayton (138)
13. Bill Lopasky, G, West Virginia (150)
14. Michael Dukes, FB, Clemson (162)
15. Joe Belland, HB, Arizona St. (174)
16. Bob Cook, HB, Idaho St. (186)
17. Jerome Jurczak, C, Benedictine (198)
18. Jack Cowley, T, Trinity (TX) (210)
- *19. Tom Osborne, HB, Hastings (NE) (222)
- *20. Toby Deese, T, Georgia Tech (234)
21. Luther Carr, HB, Washington (246)
22. Burnio McQueen, E, North Carolina A&T (258)
23. Bruce Dollahan, T, Illinois (270)
24. Craig Chudy, E, UCLA (282)
- *25. Roy Gee, G, Trinity (TX) (294)
26. Ed Young, E, Louisville (306)
27. Mel Semenko, T, Colorado (318)
28. Mike McCluskey, HB, Washington (330)
29. Jack Bolton, T, Puget Sound (342)
30. Bob Carter, E, Denver (354)

1960
(November 30, 1959)
(Drafted Alternately 10-11)

1. Monty Stickles, E, Notre Dame (11)
- 2a. Mike Magac, G, Missouri (16)
(Choice from Washington)
- * 2b. Carl Kammerer, LB, Pacific (22)
3. Rod Breedlove, C, Maryland (35)
4. Ray Norton, HB, San Jose St. (46)
5. Len Rohde, T, Utah St. (59)
6. Ola Lee Murchison, E, Pacific (70)
7. Bob Waters, QB, Presbyterian (83)
- 8a. Bill Mathis, HB, Clemson (88)
(Choice from Washington)
- 8b. Max Fugler, C, LSU (94)
9. Bob Wasden, C, Auburn (107)
10. Mel Branch, E, LSU (118)
- 11a. Ed Pitts, T, South Carolina (126)
(Choice from Pittsburgh)
- *11b. Ernest Hansen, C, Northern Arizona (131)
- *12. Jim Williams, T, North Carolina College (142)
- *13. Dean Hinshaw, T, Stanford (155)
14. Gary Campbell, QB, Whittier (166)
15. Mike Dowdie, LB, Texas (179)
16. Jim Heinke, T, Wisconsin (190)
17. Austin Gonsoulin, HB, Baylor (203)
18. Carl Robinson, T, South Carolina St. (214)
19. Bobby Pate, HB, Presbyterian (227)
20. Jim Woodward, T, Lamar (238)

1961
(Dec. 27-28, 1960)
(Drafted Alternately 9-10)

- 1a. Jimmy Johnson, HB, UCLA (6)
(Choice from Pittsburgh)
- 1b. Bernie Casey, FB, Bowling Green (9)
- 1c. Billy Kilmer, QB, UCLA (11)
(Choice from New York via Baltimore)
2. Roland Lakes, T, Wichita St. (24)
3. Bill Cooper, FB, Muskingum (37)
- 4a. Aaron Thomas, E, Oregon St. (47)
(Choice from Pittsburgh)
- 4b. Dale Messer, HB, Fresno St. (52)
- *5a. Clark Miller, T, Utah St. (58)
(Choice from Dallas)
- 5b. Bob McCreary, T, Wake Forest (65)
- *6. Mike McClellan, HB, Oklahoma (80)
7. Ray Purdin, HB, Northwestern (93)
8. Neill Plumley, T, Oregon (108)
- *9a. Leon Donohue, T, San Jose St. (118)
(Choice from Pittsburgh)
- 9b. Everisto Nino, T, East Texas St. (121)
10. Paul Hynes, HB, Louisiana Tech (136)
11. Tony Parrilli, LB, Illinois (149)
- *12. Don Coffey, E, Memphis St. (164)
- 13a. Tommy Hackler, E, Tennessee Tech (174)
(Choice from Pittsburgh)
- *13b. Julius Fincke, T, McNeese St. (177)
14. Bill Worrell, T, Georgia (192)
15. Bob Sams, T, Central St. (OK) (205)
16. Charlie Fuller, HB, San Francisco St. (220)
17. Tom Jewell, G, Idaho St. (233)
- *18. Kay McFarland, RB, Colorado St. (248)
19. Tom Simpson, T, Davidson (261)
20. Jerry Perry, G, Central St. (OK) (276)

1962
(December 4, 1961)
(Drafted 8th)

1. Lance Alworth, HB, Arkansas (8)
2. Ed Pine, LB, Utah (22)
3. Billy Ray Adams, FB, Mississippi (36)
- *4a. Charlie Sieminski, DT, Penn St. (46)
(Choice from Dallas)
- *4b. Floyd Dean, LB, Florida (50)
- 5a. Ted Woods, HB, Colorado (62)
(Choice from St. Louis Cardinals)
- *5b. Mike Lind, FB, Notre Dame (64)
- 6a. Keith Luhnnow, FB, Santa Ana (71)
(Choice from Washington)
- 6b. Jerry Brown, G, Mississippi (76)
(Choice from Pittsburgh)
- 6c. Bill Winter, G, West Virginia (78)
7. John Burrell, E, Rice (92)
8. James Vollenweider, HB, Miami (FL) (106)
- *9. Jim Roberts, T, Mississippi (120)
10. Regis Coustillac, C, Pittsburgh (134)
11. Larry Jepson, C, Furman (148)
12. Milton McPike, E, Kirksville (162)
13. George Pierovich, LB, California (176)
14. Dick Easterly, DB, Syracuse (190)
15. Ray Osborne, T, Mississippi St. (204)
16. Ron Frank, T, South Dakota St. (218)
17. Wally Foltz, E, De Pauw (232)
18. Gary Brown, T, Illinois (246)
19. Bob Burton, T, Murray St. (260)
20. Rodger McFarland, DB, Kansas (274)

1963
(December 3, 1962)
(Drafted Alternately 8-7)

1. Kermit Alexander, HB, UCLA (8)
2. Walter Rock, G, Maryland (21)
3. Don Lisbon, HB, Bowling Green (36)

4. Choice to Chicago
- *4a. Harrison Rosdahl, G, Penn St. (46)
(Choice from Philadelphia)
- 4b. Hugh Campbell, E, Washington St. (50)
(Choice from Washington)
- *5a. Vern Burke, E, Oregon St. (64)
- *5c. Jim Pilot, FB, New Mexico St. (65)
(Choice from Cleveland via Pittsburgh)
- 5b. Gary Moeller, LB, Ohio St. (66)
(Choice from Chicago)
6. Pat Emerick, LB, Western Michigan (77)
7. Ernest DeCourley, DT, Moorehead St. (92)
- *8. Roger Locke, E, Arizona St. (105)
- *9. John Maczuzak, T, Pittsburgh (120)
10. Dick Lopour, HB, Huron (133)
11. Steve Shafer, QB, Utah St. (148)
12. Robert Benton, T, Mississippi St. (161)
13. Dick Shultz, T, Ohio (176)
14. Bill Tobin, HB, Missouri (189)
- *15. Ollie Ross, FB, West Texas St. (204)
16. Jim Bogdalek, DT, Toledo (217)
17. Ken Reed, G, Tulsa (232)
- *18. John Sellers, T, Bakersfield J.C. (245)
19. Bob Price, G, North Texas St. (260)
20. Don Davis, HB, McMurry (273)

1964
(December 2, 1963)
(Drafted 1st)

1. Dave Parks, E, Texas Tech (1)
2. George Mira, QB, Miami (FL) (15)
3. Dave Wilcox, LB, Oregon (29)
- *4. James Wilson, G, Georgia (43)
5. Rudy Johnson, FB, Nebraska (57)
- *6. Gary Lewis, FB, Arizona St. (71)
7. Hagood Clarke, DB, Florida (85)
- *8a. Bob Daugherty, HB, Tulsa (99)
- 8b. Bob Poole, E, Clemson (102)
(Choice from Washington)
9. Howard Mudd, G, Hillsdale (113)
- *10. Fred Polser, T, East Texas St. (127)
11. Dennis Almquist, G, Idaho (141)
- *12. Jim Long, FB, Fresno St. (155)
13. Robert Brown, DT, Arkansas A&M (169)
14. Ed Beard, T, Tennessee (183)
15. James Griffin, E, Grambling St. (197)
- *16. Cornell Gordon, DB, North Carolina A&T (211)
- *17. Ken Brusven, T, Oregon St. (225)
- *18. Jerry Cole, E, Southwest Texas St. (239)
19. Larry Rawson, HB, Auburn (253)
20. Gene Baker, G, Whitworth (267)

1965
(November 28, 1964)
(Drafted 2nd)

- 1a. Ken Willard, FB, North Carolina (2)
- 1b. George Donnelly, DB, Illinois (13)
(Choice from Cleveland)
2. Joe Cerne, C, Northwestern (16)
- 3a. Bob Schweickert, HB, Virginia Tech (29)
(Choice from N.Y. Giants)
- 3b. Jim Norton, T, Washington (30)
- 3c. Jack Chapple, LB, Stanford (42)
(Choice from Baltimore)
- *4. Larry Todd, WR, Arizona St. (44)
- *5. Dave McCormick, T, LSU (58)
6. Choice to Cleveland
7. Choice to Green Bay
8. Choice to Minnesota
9. Wayne Swinford, DB, Georgia (114)
- *10. Robert Cappadona, RB, Northeastern (128)
- *11. Steve Mass, T, Detroit (142)
- *12. Dave Plump, RB, Fresno St. (156)

- 13. Greg Schumacher, LB, Illinois (170)
- 14. Frank Andruski, DB, Utah (184)
- 15. Joe Pabian, T, West Virginia (198)
- *16. Dave Hettema, T, New Mexico (212)
- 17. Len Frketch, E, Oregon St. (226)
- *18. Leon Stanridge, E, San Diego St. (240)
- 19. Dale Ford, QB-DB, Washington St. (254)
- *20. Dennis Duncan, HB, Louisiana College (268)

1966
(November 27, 1965)
(Drafted Alternately 10-11)

- 1. Stan Hindman, DE-G, Mississippi (11)
- *2. Bob Windsor, E, Kentucky (26)
- 3a. Alvin Randolph, DB, Iowa (37)
(Choice from Dallas)
- 3b. Dan Bland, DB, Mississippi St. (41)
- *4. Don Parker, G, Virginia (56)
- 5a. Mel Phillips, DB, North Carolina A&T (69)
(Choice from Dallas)
- 5b. Steve Smith, TE, Michigan (71)
- 6. Charles Johnson, DT, Louisville (91)
- 7. Choice to Baltimore
- 8. Dick Witcher, E, UCLA (119)
- 9. Kent Kramer, TE, Minnesota (133)
- 10. Ron Sbranti, LB, Utah (147)
- 11. Preston Ridlehuber, DB, Georgia (166)
- 12. Lyle Loebach, T, Simpson (180)
- *13. Jim Jackson, DB, Western Illinois (194)
- *14. Elmer Collett, C, San Francisco St. (208)
- *15. S.T. Saffold, WR, San Jose St. (222)
- 16. Jim LeClair, QB, C.W. Post (241)
- *17. Jim Breland, G, Georgia Tech (255)
- *18. Ron Parson, E, Austin Peay (269)
- *19. Dick Fitzgerald, T, Nebraska (283)
- *20. Willie Walker, LB, Baylor (297)

1967
(March 14, 1967)
(Drafted alternately 11-13)

- 1a. Steve Spurrier, QB, Florida (3)
(Choice from Atlanta)
- 1b. Cas Banaszek, TE, Northwestern (11)
- 2. Tom Holzer, T, Louisville (39)
- 3a. Frank Nunley, LB, Michigan (62)
(Choice from Pittsburgh)
- 3b. Bill Tucker, HB, Tennessee A&I (65)
- 4. Wayne Trimble, DB, Alabama (91)
- 5. Choice to Atlanta
- 6. Doug Cunningham, HB, Mississippi (145)
- 7. Milt Jackson, DB, Tulsa (170)
- 8. Walter Johnson, LB, Tuskegee (198)
- 9. Bob Briggs, T, Heidelberg (223)
- 10. Phil Meyers, WR, Northwest Okla. (248)
- 11. Ken Carmann, DT, Kearney (Neb.) (276)
- 12. James Hall, LB, Tuskegee (301)
- 13. Rich Gibbs, DB, Iowa (325)
- 14. Dalton Leblanc, WR, N.E. Louisiana (354)
- 15. Clarence Spencer, WR, Louisville (379)
- 16. Bart Templeman, C, Eastern Montana (404)
- 17. Dan Talbott, QB, North Carolina (432)

1968
(January 30-31, 1968)
(Drafted alternately 14-15)

- 1. Forrest Blue, C, Auburn (15)
- 2. Choice to St. Louis
- 3a. Lance Olssen, T, Purdue (65)
(Choice from Detroit)
- 3b. Skip Vanderbundt, LB, Oregon St. (69)
- 4. John Fuller, WR, Lamar (98)
- 5. Dwight Lee, RB, Michigan St. (125)
- 6a. Leo Johnson, WR, Tennessee St. (141)

- (Choice from New Orleans)
- 6b. Bill Belk, DE, Maryland St. (153)
- 7. Jerry Richardson, LB, Mississippi (179)
- 8a. Charles Brown, T, Augustana (SD) (206)
(Choice from N.Y. Giants)
- 8b. Tom Gray, WR, Morehead St. (207)
- 9. Casey Boyett, WR, Brigham Young (233)
- 10. Tommy Hart, LB, Morris Brown (261)
- 11. Dennis Fitzgibbons, G, Syracuse (287)
- 12. Henry Johnson, QB, Fisk (315)
- 13. Tom Mitrakos, C, Pittsburgh (341)
- 14. Alex Moore, RB, Norfolk St. (369)
- 15. Clarence Spencer, WR, Louisville (395)
- 16. Tom Rosenow, DT, Northern Illinois (423)
- 17. Dennis Patera, K, Brigham Young (449)

1969
(January 28-29, 1969)
(Drafted 16th)

- 1a. Ted Kwalick, TE, Penn St. (7)
(Choice from New Orleans)
- 1b. Gene Washington, WR, Stanford (16)
- 2. Choice to Pittsburgh via Cleveland
- 3. Choice to Dallas
- 4a. Jim Sniadecki, LB, Indiana (86)
(Choice from Detroit)
- 4b. Gene Moore, RB, Occidental (94)
- 5. Earl Edwards, DT, Wichita St. (120)
- 6. Jim Thomas, RB, Texas-Arlington (146)
- 7. Steve Van Sinderen, T, Washington St. (172)
- 8. Mike Loper, T, Brigham Young (198)
- 9. Hilton Crawford, DB, Grambling St. (224)
- 10. Dave Chapple, G, Santa Barbara (250)
- 11. Willie Peake, T, Alcorn St. (276)
- 12. Jack O'Malley, T, USC (302)
- 13. Paul Champlin, DB, Eastern Montana (328)
- 14. Tom Black, WR, East Texas St. (354)
- 15. Gary Golden, DB, Texas Tech (380)
- 16. Bob Hoskins, LB, Wichita St. (406)
- 17. Joe Rushing, LB, Memphis St. (432)

1970
(January 27-28, 1970)
(Drafted 9th)

- 1a. Cedrick Hardman, DE, North Texas St. (9)
- 1b. Bruce Taylor, DB, Boston (17)
(Choice from Washington)
- 2. Choice to Los Angeles
- 2. John Isenbarger, RB, Indiana (48)
(Choice from Philadelphia via Los Angeles)
- 3. Choice to Kansas City
- 4. Vic Washington, WR, Wyoming (87)
- 5. Gary McArthur, T, USC (113)
- 6. Phil to St. Louis (139)
- 7. Jim Strong, RB, Houston (165)
- 8. Carter Campbell, LB, Weber St. (191)
- 9. Preston Riley, WR, Memphis St. (217)
- 10. Larry Schreiber, RB, Tennessee Tech (243)
- 11. Danny Crockett, WR, Toledo (269)
- 12. Bill Tant, T, Dayton (295)
- 13. Jim Vanderslice, LB, Texas Christian (321)
- 14. Jack King, G, Clemson (347)
- 15. Dave Delsignore, WR, Youngstown St. (373)
- 16. Scott Perkins, WR, Livingstone (NC) (399)
- 17. Mike Culton, P, Laverne (425)

1971
(January 28-29, 1971)
(Drafted alternately 18-19)

- 1. Tim Anderson, CB, Ohio St. (23)
- 2a. Ernie Janet, G, Washington (37)
(Choice from Green Bay)
- 2b. Joe Orduna, RB, Nebraska (49)

- 3a. Sam Dickerson, WR, USC (55)
(Choice from Philadelphia)
- 3b. Willie Parker, C, North Texas St. (75)
- 4. Tony Harris, RB, Toledo (101)
- 5a. Dean Shaternick, T, Kansas St. (114)
(Choice from Chicago)
- 5b. George Wells, LB, New Mexico St. (122)
(Choice from N.Y. Giants)
- 5c. Marty Huff, LB, Michigan (127)
- 6. Al Bresler, WR, Auburn (153)
- 7. John Watson, T, Oklahoma (179)
- 8. Jim McCann, K, Arizona St. (205)
- 9. Therman Couch, LB, Iowa St. (231)
- 10a. Ron Cardo, RB, Wisc.-Oshkosh (236)
(Choice from New Orleans)
- 10b. Ernie Jennings, WR, Air Force (257)
- 11. Joe Reed, QB, Mississippi St. (283)
- 12. Jim Bunch, DT, Wisconsin St. (309)
- 13. John Bullock, RB, Purdue (335)
- 14. Bill Dunstan, LB, Utah St. (361)
- 15. John Lennon, DE, Colgate (387)
- 16. Dave Purcell, DT, Kentucky (414)
- 17. Leroy Charlton, CB, Florida A&M (438)

1972
(February 1-2, 1972)
(Drafted alternately 19-18)

- 1. Terry Beasley, WR, Auburn (19)
- 2a. Ralph McGill, CB, Tulsa (28)
(Choice from N.Y. Giants)
- 2b. Jean Barrett, T, Tulsa (44)
- 3. Allen Dunbar, WR, Southern (71)
- 4. Windlan Hall, CB, Arizona St. (96)
- 5. Mike Greene, LB, Georgia (123)
- 6. Jackie Walker, S, Tennessee (148)
- 7. Edgar Hardy, G, Jackson St. (175)
- 8. Tom Wittum, P, Northern Illinois (200)
- 9. Jerry Brown, CB, Northwestern (227)
- 10. Steve Williams, DT, Western Carolina (252)
- 11. Tom Laputica, DE, Southern Illinois (279)
- 12. Steve Setzier, DE, St. John's (304)
- 13. Leon Pettigrew, T, San Fernando Valley (331)
- 14. Eric Guthrie, QB, Boise St. (356)
- 15. Bob Maddox, DE, Frostburg St. (383)
- 16. Ron Davis, G, Virginia St. (408)
- 17. Ted Alexander, RB, Langston (435)

1973
(January 30-31, 1973)
(Drafted alternately 18-19)

- 1. Mike Holmes, CB, Texas Southern (18)
- 2. Willie Harper, LB, Nebraska (41)
(Choice from N.Y. Giants)
- 2. Choice to St. Louis
- 3. Choice to Denver via Washington
- 4. Choice to San Diego via Washington
- 5a. Mike Fulk, LB, Indiana (112)
(Choice from Chicago)
- 5b. Ed Beverly, WR, Arizona St. (122)
- 6. Arthur Moore, DT, Tulsa (149)
- 7. John Mitchell, LB, Alabama (174)
- 8. David Atkins, RB, Texas-El Paso (201)
- 9. Roger Praetorius, RB, Syracuse (226)
- 10. Charlie Hunt, LB, Florida St. (253)
- 11. Tom Dahlberg, RB, Gustavus Adolphus (278)
- 12. Larry Pettus, T, Tennessee St. (305)
- 13. Alan Kelso, C, Washington (330)
- 14. Dennis Morrison, QB, Kansas St. (357)
- 15. Mike Bettiga, WR, Humboldt St. (382)
- 16. Mike Oven, TE, Georgia Tech (409)
- 17. Bob Erickson, G, North Dakota St. (434)

1974
(January 29-30, 1974)
(Drafted 10th)

- 1a. Wilbur Jackson, RB, Alabama (9)
- 1b. Bill Sandifer, DT, UCLA (10)
(Choice from New England)
- 2a. Keith Fahnhorst, T, Minnesota (35)
- 2b. Delvin Williams, RB, Kansas (49)
(Choice from Washington)
- 3. Choice to St. Louis
- 4a. Clint Haslerig, WR, Michigan (83)
(Choice from N.Y. Jets via New Orleans)
- 4. Choice to New Orleans
- 4b. Sammy Johnson, RB, North Carolina (90)
(Choice from Green Bay)
- 5. Choice to New Orleans
- 6. Mike Raines, DT, Alabama (138)
- 7. Kermit Johnson, RB, UCLA (166)
- 8. Jim Schnietz, G, Missouri (191)
- 9. Manfred Moore, RB, USC (216)
- 10. Glenn Gaspard, LB, Texas (244)
- 11. Greg Battle, S, Colorado St. (269)
- 12. Tom Hull, LB, Penn St. (294)
- 13. Tom Owen, QB, Wichita St. (322)
- 14. Walt Williamson, DE, Michigan (347)
- 15. Leonard Gray, TE, Long Beach St. (372)
- 16. Jack Connors, DB, Oregon (400)
- 17. Levi Stanley, G, Hawaii (425)

1975
(January 28-29, 1975)
(Drafted alternately 10-9)

- 1. Jimmy Webb, DT, Mississippi St. (10)
- 2. Greg Collins, LB, Notre Dame (35)
- 3. Choice to N.Y. Giants
- 3a. Jeff Hart, T, Oregon St. (71)
(Choice from Buffalo)
- 3b. Steve Mike-Mayer, K, Maryland (72)
(Choice from Washington)
- 3c. Wayne Baker, DT, Brigham Young (74)
(Choice from St. Louis)
- 4a. Cleveland Elam, DE, Tennessee St. (85)
(Choice from New Orleans)
- 4b. Frank Oliver, DB, Kentucky St. (87)
- 5. Wayne Bullock, RB, Notre Dame (114)
- 6. Choice to Kansas City
- 7. Choice to Buffalo
- 8. Preston Kendrick, LB, Florida (191)
- 9a. James Johnson, DB, Tennessee St. (218)
- 9b. Dan Natale, TE, Penn St. (223)
(Choice from Philadelphia)
- 9c. Ceasar Douglas, T, Illinois Wesleyan (230)
(Choice from St. Louis)
- 10. Donnie Layton, RB, South Carolina St. (243)
- 11. Gene Hernandez, DB, Texas Christian (270)
- 12. Rick Worley, QB, Howard Payne (295)
- 13. Dale Mitchell, LB, USC (322)
- 14. David Henson, WR, Abilene Christian (347)
- 15. Rich Lavin, TE, Western Illinois (374)
- 16. Choice to Baltimore
- 17. Choice to Baltimore

1976
(April 8-9, 1976)
(Drafted alternately 4 & 3)

- 1. Choice to New England
- 1. Choice from Houston to New England
- 2a. Randy Cross, C, UCLA (42)
- 2b. Eddie Lewis, CB, Kansas (57)
(Choice from Tampa Bay)
- 3. Choice from New Orleans to Kansas City
- 3. Choice to Dallas
- 4. Steve Rivera, WR, California (100)
(Choice from Philadelphia)

- 4. Choice to N.Y. Giants
- 5. Choice to Cincinnati
- 5. Tony Leonard, CB, Virginia Union (140)
(Choice from Detroit)
- 6a. Robert Pennywell, LB, Grambling St. (168)
- 6b. Scott Bull, QB, Arkansas (177)
(Choice from St. Louis)
- 7. Jay Chesley, DB, Vanderbilt (194)
- 8. John Ayers, T, West Texas St. (223)
- 9. Kenny Harrison, WR, Southern Methodist (250)
- 10. Robin Ross, T, Washington St. (275)
- 11. Paul Hofer, RB, Mississippi (305)
- 12. Gerald Loper, G, Florida (332)
- 13. Larry Brumfield, CB, Indiana St. (359)
- 14. Johnny Miller, LB, Livingstone (NC) (389)
- 15. Howard Stidham, LB, Tennessee Tech (416)
- 16. Reggie Lewis, DE, San Diego St. (443)
- 17. Darryl Jenkins, RB, San Jose St. (473)

1977
(May 3-4, 1977)
(Drafted 16th)

- 1. Choice to New England
- 2. Choice to New England
- 3. Elmo Boyd, WR, Eastern Kentucky (65)
(Choice from Houston)
- 3. Choice to N.Y. Jets
- 4. Stan Black, S, Mississippi St. (100)
- 5. Choice to Buffalo
- 6a. Mike Burns, CB, USC (141)
(Choice from Buffalo)
- 6b. Jim Harlan, C, Howard Payne (155)
- 7. Jim VanWagner, RB, Michigan Tech (183)
- 8. Choice to N.Y. Giants
- 9. David Posey, K, Florida (239)
- 10. Choice to Tampa Bay
- 11. Brian Billick, TE, Brigham Young (295)
- 12. Scott Martin, G, North Dakota (323)

1978
(May 2-3, 1978)
(Drafted 7th)

- 1a. Ken McAfee, TE, Notre Dame (7)
- 1b. Dan Bunz, LB, Long Beach St. (24)
(Choice from Miami)
- 2. Choice to Buffalo
- 2. Walt Downing, G, Michigan (47)
(Choice from Chicago)
- 3. Choice to Buffalo
- 3. Ernie Hughes, G, Notre Dame (79)
(Choice from Baltimore)
- 4. Terry LeCount, WR, Florida (91)
- 5. Choice to Baltimore
- 5a. Archie Reese, DT, Clemson (127)
(Choice from Houston via Kansas City and Chicago)
- 5b. Bruce Threadgill, DB, Mississippi St. (133)
(Choice from Miami)
- 6. Choice from Minnesota to Washington
- 6. Elliott Walker, RB, Pittsburgh (148)
- 7. Fred Quillan, C, Oregon (175)
- 8. Choice to Washington
- 9a. Herman Redden, DB, Howard (229)
- 9b. Dean Moore, LB, Iowa (233)
(Choice from Detroit)
- 9c. Steve McDaniels, T, Notre Dame (249)
(Choice from Denver)
- 10. Mike Connell, P, Cincinnati (260)
- 11. Willie McCray, DE, Troy St. (287)
- 12. Dan Irons, T, Texas Tech (314)

1979
(May 3-4, 1979)
(Drafted 1st)

- 1. Choice to Buffalo
- 2. James Owens, RB, UCLA (29)
- 3. Choice to Seattle
- 3. Joe Montana, QB, Notre Dame (82)
(Choice from Dallas via Seattle)
- 4. Choice to Buffalo
- 5a. Tom Seabron, RB, Michigan (111)
- 5b. Jerry Aldridge, RB, Angelo St. (119)
(Choice from Detroit)
- 6. Ruben Vaughan, DT, Colorado (138)
- 7. Phil Francis, RB, Stanford (166)
- 8. Choice to Green Bay
- 9. Steve Hamilton, DT, Missouri (221)
- 10a. Dwight Clark, WR, Clemson (249)
- 10b. Howard Ballage, CB Colorado (252)
(Choice from Tampa Bay)
- 11. Billy McBride, DB, Tennessee St. (276)
- 12. Rod Connors, RB, USC ('78 Supplemental Draft)

1980
(April 29-30, 1980)
(Drafted alternately 2-1)

- 1. Choice to N.Y. Jets
- 1a. Earl Cooper, RB, Rice (13)
(Choice from N.Y. Jets)
- 1b. Jim Stuckey, DE, Clemson (20)
(Choice from Denver via N.Y. Jets)
- 2. Choice to Buffalo
- 2. Choice from Detroit to Minnesota
- 2. Keena Turner, LB, Purdue (39)
(Choice from Minnesota)
- 3. Choice to Los Angeles
- 3a. Jim Miller, P, Mississippi (65)
(Choice from Minnesota)
- 3b. Craig Puki, LB, Tennessee (77)
(Choice from Washington via Los Angeles)
- 4a. Ricky Churchman, S, Texas (84)
- 4b. David Hodge, LB, Houston (98)
(Choice from New England via Los Angeles)
- 5. Ken Times, DT, Southern (112)
- 6. Herb Williams, CB, Southern (139)
- 7. Choice to Cincinnati
- 8. Choice to Oakland.
- 8. Bobby Leopold, LB, Notre Dame (210)
(Choice from Oakland)
- 9. Choice to Detroit via Kansas City
- 9. Dan Hartwig, QB, Cal Lutheran (237)
(Choice from Oakland)
- 10. Choice to Pittsburgh
- 11. Choice to Miami
- 12. Choice to Pittsburgh

1981
(April 28-29, 1981)
(Drafted alternately 8-10)

- 1. Ronnie Lott, DB, USC (8)
- 2a. John Harty, DT, Iowa (36)
(Choice from Washington)
- 2. Choice to Chicago
- 2b. Eric Wright, DB, Missouri (40)
(Choice from Chicago)
- 3. Carlton Williamson, DB, Pittsburgh (65)
- 4. Choice to Dallas
- 5a. Lynn Thomas, DB, Pittsburgh (121)
- 5b. Arrington Jones, RB, Winston-Salem (122)
(Choice from Chicago)
- 6. Pete Kugler, DT, Penn St. (147)
- 7. Choice to Philadelphia
- 8. Garry White, RB, Minnesota (203)

9. Choice to Cincinnati
10. Choice to Baltimore
11. Ron DeBose, TE, UCLA (286)
- 12a. Major Ogilvie, RB, Alabama (313)
- 12b. Joe Adams, QB, Tennessee St. (322)
(Choice from Pittsburgh)

1982
(April 27-28, 1982)
(Drafted 27th)

1. Choice to New England
2. Bubba Paris, T, Michigan (29)
(Choice from New England)
2. Choice from Washington to New England
2. Choice to New England
3. Choice to San Diego
4. Choice to New England
5. Newton Williams, RB, Arizona St. (139)
6. Vince Williams, RB, Oregon (151)
(Choice from Oakland)
6. Choice to New Orleans
7. Ron Ferrari, LB, Illinois (195)
8. Choice to New Orleans
9. Bryan Clark, QB, Michigan St. (251)
- 10a. Dana McLemore, DB, Hawaii (269)
(Choice from Tampa Bay)
- 10b. Tim Barbian, DT, Western Illinois (279)
11. Gary Gibson, LB, Arizona (306)
12. Tim Washington, CB, Fresno St. (334)

1983
(April 26-27, 1983)
(Drafted alternately 5-8)

1. Choice to San Diego
2. Choice to L.A. Rams
2. Roger Craig, RB, Nebraska (49)
(Choice from San Diego)
3. Blanchard Montgomery, LB, UCLA (59)
(Choice from L.A. Rams)
3. Choice to L.A. Rams
4. Choice from Denver to L.A. Rams
4. Tom Holmoe, DB, Brigham Young (90)
5. Riki Ellison, LB, USC (117)
6. Choice to Tampa Bay
7. Gary Moten, LB, Southern Methodist (175)
8. Choice to San Diego
9. Mike Mularkey, TE, Florida (229)
9. Choice from Cleveland to Chicago
10. Jeff Merrill, NT, Nebraska (259)
11. Jesse Sapolu, C, Hawaii (289)
12. Choice to Chicago

1984
(May 1-2, 1984)
(Drafted alternately 23-24)

1. Todd Shell, LB, Brigham Young (24)
2. Choice to L.A. Raiders
2. John Frank, TE, Ohio St. (56)
(Choice from L.A. Raiders)
3. Guy McIntyre, G, Georgia (73)
(Choice from St. Louis)
3. Choice to St. Louis
4. Choice from Tampa Bay to Seattle
4. Choice to San Diego
- 5a. Michael Carter, DT, Southern Methodist (121)
(Choice from Atlanta)
5. Choice from Denver to Atlanta
5. Choice to St. Louis
- 5b. Jeff Fuller, LB, Texas A&M (139)
(Choice from Washington via L.A. Raiders)
6. Choice to Atlanta
7. Choice to New England
8. Choice to San Diego

- 9a. Lee Miller, DB, Fullerton St. (239)
(Choice from Chicago)
- 9b. Derrick Harmon, RB, Cornell (248)
10. Dave Moritz, WR, Iowa (275)
11. Kirk Pendleton, WR, Brigham Young (304)
12. Choice from Chicago to Miami
12. Choice to San Diego

U.S.F.L. Supplemental Draft
(June 5, 1984)
(Drafted 24th, 51st and 80th)

1. Derrick Crawford, WR, Memphis St. (24)
(From Memphis Showboats)
2. Joe Conwell, T, North Carolina (51)
(From Philadelphia Stars)
3. Mark Schellen, RB, Nebraska (80)
(From New Orleans Breakers)

1985
(April 30-May 1, 1985)
(Drafted 28th)

1. Jerry Rice, WR, Mississippi Valley St. (16)
(Choice from New England)
1. Choice to New England
2. Choice to New England
3. Ricky Moore, FB, Alabama (75)
(Choice from New England)
3. Choice to New England
4. Choice to Buffalo
5. Bruce Collie, T, Texas-Arlington (140)
6. Scott Barry, QB, UC Davis (168)
7. Choice to San Diego
8. Choice to New England
9. Choice to San Diego
10. Choice to Seattle
11. David Wood, DE, Arizona (308)
12. Donald Chumley, DT, Georgia (336)

1986
(April 29-30, 1986)
(Drafted 18th)

1. Choice to Dallas
1. Choice from Dallas to Buffalo
2. Choice from Buffalo to Detroit
2. Larry Roberts, DE, Alabama (39)
(Choice from Detroit)
2. Choice to Washington
- 3a. Tom Rathman, FB, Nebraska (56)
(Choice from Buffalo)
- 3b. Tim McKyer, CB, Texas-Arlington (64)
(Choice from Philadelphia)
3. Choice from Detroit to L.A. Rams
- 3c. John Taylor, WR, Delaware St. (76)
- 4a. Charles Haley, LB, James Madison (96)
(Choice from Cleveland via L.A. Rams)
- 4b. Steve Wallace, T, Auburn (101)
(Choice from Washington via L.A. Rams)
- 4c. Kevin Fagan, DT, Miami (FL) (102)
5. Choice to San Diego
5. Pat Miller, LB, Florida (131)
(Choice from Dallas)
6. Choice to Washington
6. Don Griffin, S, Middle Tenn. St. (162)
(Choice from N.Y. Jets)
7. Choice to New England
- 8a. Jim Popp, TE, Vanderbilt (203)
(Choice from Philadelphia)
- 8b. Roosevelt Snipes, RB, Florida St. ('85 Supplemental Draft)
9. Tony Cherry, RB, Oregon (240)
- 10a. Elliston Stinson, WR, Rice (267)
- 10b. Harold Hallman, LB, Auburn (270)
(Choice from Washington)
11. Choice to San Diego
12. Choice to Tampa Bay

1987
(April 28, 1987)
(Drafted 22nd)

- 1a. Harris Barton, T, North Carolina (22)
- 1b. Terrence Flagler, RB, Clemson (25)
(Choice from Washington)
2. Jeff Bregel, G, USC (37)
(Choice from Philadelphia)
2. Choice to Tampa Bay
3. Choice to Buffalo
4. Choice to Tampa Bay
5. Paul Jokisch, WR, Michigan (134)
6. Bob White, LB, Penn St. (162)
7. Steve DeLine, K, Colorado St. (189)
8. David Grayson, LB, Fresno St. (217)
9. Jonathan Shelley, CB, Mississippi (245)
10. John Paye, QB, Stanford (275)
(Choice from New England via L.A. Raiders)
11. Choice to L.A. Raiders from Phi. via 49ers
11. Calvin Nicholas, WR, Grambling St. (301)
12. Choice to L.A. Raiders

1988
(April 24-25, 1988)
(Drafted 25th)

1. Choice to L.A. Raiders
- 2a. Daniel Stubbs, DE, Miami (FL) (33)
(Choice from L.A. Raiders)
- 2b. Pierce Holt, DT, Angelo St. (39)
(Choice from Philadelphia via Tampa Bay)
2. Choice to Tampa Bay
3. Bill Romanowski, LB, Boston College (80)
4. Barry Helton, P, Colorado (102)
(Choice from Chicago via L.A. Raiders)
4. Choice to Tampa Bay
5. Choice to N.Y. Jets
5. Choice to Buffalo
6. Choice to Tampa Bay
7. Kevin Bryant, LB, Delaware St. (191)
8. Larry Clarkson, T, Montana (219)
9. Brian Bonner, LB, Minnesota (247)
10. Tim Foley, K, Georgia Southern (275)
11. Chet Brooks, CB, Texas A&M (303)
12. George Mira Jr., LB, Miami (FL) (331)

1989
(April 30-May 1, 1989)
(Drafted 28th)

1. Keith DeLong, LB, Tennessee (28)
2. Wesley Walls, TE, Mississippi (56)
3. Keith Henderson, RB, Georgia (84)
4. Mike Barber, WR, Marshall (112)
5. Johnny Jackson, DB, Houston (122)
(Choice from L.A. Raiders)
5. Choice to L.A. Raiders
6. Steve Hendrickson, LB, California (167)
7. Choice to San Diego
8. Choice to L.A. Raiders
9. Rudy Harmon, LB, LSU (251)
10. Andy Sinclair, C, Stanford (279)
- 11a. Jim Bell, RB, Boston College (289)
(Choice from L.A. Raiders)
- 11b. Norm McGee, WR, North Dakota (307)
12. Antonio Gross, LB, North Carolina (319)
(Choice from L.A. Raiders)
12. Choice to L.A. Raiders

1990
(April 22-23, 1990)
(Drafted 28th)

1. Dexter Carter, RB, Florida St. (25)
- 2a. Dennis Brown, DT, Washington (47)
(Choice from Minnesota via Dallas)

- 2b. Eric Davis, DB, Jacksonville St. (53)
- 3. Ronald Lewis, WR, Florida St. (68)
(Choice from Kansas City via Dallas)
- 3. Choice to Dallas
- 4. Dean Caliguire, C, Pittsburgh (92)
(Choice from L.A. Raiders)
- 4. Choice to L.A. Raiders
- 5. Choice to L.A. Raiders
- 6. Frank Pollack, T, Northern Arizona (165)
- 7. Choice to San Diego
- 8. Dwight Pickens, WR, Fresno St. (220)
- 9. Odell Haggins, DT, Florida St. (248)
- 10. Martin Harrison, DE, Washington (276)
- 11. Anthony Shelton, DB, Tennessee St. (289)
(Choice from Miami)
- 11. Choice to Dallas
- 12. Choice to L.A. Raiders

1991
(April 21-22, 1991)
(Drafted 26th)

- 1. Ted Washington, DT, Louisville (25)
- 2a. Ricky Watters, RB, Notre Dame (45)
(Choice from Cincinnati)
- 2. Choice to Cincinnati
- 2b. John Johnson, LB, Clemson (53)
- 3. Choice to Green Bay
- 4. Mitch Donahue, LB, Wyoming (95)
(Choice from Green Bay)
- 4. Choice to Cincinnati
- 5a. Merton Hanks, DB, Iowa (122)
(Choice from Green Bay)
- 5b. Harry Boatwain, T, New Haven (137)
- 6. Scott Bowles, T, North Texas St. (165)
- 7. Sheldon Canley, RB, San Jose St. (193)
- 8. Tony Hargain, WR, Oregon (221)
- 9. Louis Riddick, S, Pittsburgh (248)
- 10. Byron Holdbrooks, DT, Alabama (276)
- 11. Bobby Slaughter, WR, Louisiana Tech (304)
- 12. Cliff Confer, DE, Michigan St. (332)

1992
(April 26-27, 1992)
(Drafted 18th)

- 1. Dana Hall, S, Washington (18)
- 2. Amp Lee, RB, Florida St. (45)
- 3. Brian Bollinger, G, North Carolina (76)
- 4. Mark Thomas, DE, North Carolina St. (89)
(Choice from Green Bay)
- 4. Choice to Green Bay
- 5. Choice to Green Bay
- 6. Choice to Green Bay
- 6. Damien Russell, S, Virginia Tech (151)
(Choice from Pittsburgh)
- 7. Choice to Pittsburgh
- 8. Choice to Pittsburgh (from Green Bay)
- 8. Choice to Pittsburgh
- 9. Darian Hagan, WR, Colorado (242)
- 10. Corey Mayfield, NT, Oklahoma (269)
- 11. Tom Covington, TE, Georgia Tech (300)
- 12. Matt LaBounty, DE, Oregon (327)

1993
(April 25-26, 1993)
(Drafted 26th)

- 1. Choice to Phoenix from Kansas City
- 1. Choice to New Orleans from Phoenix
- 1a. Dana Stubblefield, DE, Kansas (26)
(Choice from New Orleans)
- 1b. Todd Kelly, DE, Tennessee (27)
- 2. Choice to San Diego from L.A. Raiders
- 2. Adrian Hardy, CB, Northwestern St. (48)
(Choice from San Diego)

- 2. Choice to Green Bay
- 2. Choice to L.A. Raiders from Dallas
- 3. Choice to L.A. Raiders from New Orleans
- 3. Choice to San Diego
- 4. Choice to San Diego
- 5. Artie Smith, DE, Louisiana Tech (116)
(Choice from Phoenix)
- 5. Choice to San Diego
- 6. Chris Dalman, G, Stanford (166)
- 7. Troy Wilson, DE, Pittsburgh St. (KS) (194)
- 8. Elvis Grbac, QB, Michigan (219)
(Choice from Minnesota)
- 8. Choice to San Diego

1994
(April 24-25, 1994)
(Drafted 23rd)

- 1a. Bryant Young, DT, Notre Dame (7)
(Choice from Atl. via Ind. & L.A. Rams)
- 1. Choice to L.A. Rams from San Diego
- 1. Choice to Dallas
- 1b. William Floyd, RB, Florida St. (28)
(Choice from Dallas)
- 2a. Kevin Mitchell, LB, Syracuse (53)
(Choice from Green Bay)
- 2. Choice to L.A. Rams
- 2b. Tyrone Drakeford, DB, Virginia Tech (62)
(Choice from Dallas)
- 3. Compensatory Choice to Green Bay
- 3a. Doug Brien, K, California (85)
(Compensatory Choice)
- 3b. Cory Fleming, WR, Tennessee (87)
(Choice from Denver)
- 3. Choice to Kansas City
- 3. Choice to Denver from Dallas
- 3. Compensatory Choice to L.A. Rams from Phi.
- 4. Choice to L.A. Raiders
- 5. Choice to Green Bay from Denver
- 5. Anthony Peterson, LB, Notre Dame (153)
- 6. Choice to Green Bay from San Diego
- 6. Lee Woodall, LB, West Chester (PA) (182)
- 6. Compensatory choice to Green Bay from Philadelphia
- 7. Choice to Dallas

1995
(April 22-23, 1995)
(Drafted 23rd)

- 1. J.J. Stokes, WR, UCLA (10)
(Choice from Atlanta via Cleveland)
- 1. Choice to Cleveland
- 2. Choice to L.A. Rams
- 3. Choice to Cleveland
- 4. Choice to Cleveland from Kansas City
- 4. Tim Hanshaw, TE, Brigham Young (127)
- 5. Choice to Detroit
- 6. Antonio Armstrong, LB, Texas A&M (201)
- 7. Herb Coleman, DE, Trinity (TX) (238)

1996
(April 20-21, 1996)
(Drafted 23rd)

- 1. Choice to Baltimore
- 2. Israel Ifeanyi, DE, USC (46)
(Choice from Oakland)
- 2. Choice to Oakland
- 3. Terrell Owens, WR, Tenn.—Chattanooga (89)
- 4. Choice to Oakland
- 4. Daryl Price, DE, Colorado (128)
(Compensatory Choice)
- 5. Iheanyi Uwaezueke, WR, California (160)
- 6. Stephen Pitts, RB, Penn St. (198)
- 7a. Sean Manuel, LB, New Mexico St. (239)
- 7b. Sam Manuel, LB, New Mexico St. (254)
(Compensatory Choice)

1997
(April 19-20, 1997)
(Drafted Alternately 26-27)

- 1. Jim Druckenmiller, QB, Virginia Tech (26)
- 2. Marc Edwards, FB, Notre Dame (55)
(Choice from Philadelphia)
- 2. Choice to Philadelphia
- 3. Greg Clark, TE, Stanford (77)
(Choice from Indianapolis)
- 3. Choice to Indianapolis
- 4. Choice to Miami
- 5. Choice to Indianapolis
- 6. Choice to Philadelphia
- 7. Choice to Philadelphia

1998
(April 18-19, 1998)
(Drafted Alternately 28-29)

- 1. R.W. McQuarters, CB, Oklahoma St. (28)
- 2. Jeremy Newberry, C, California (58)
- 3. Chris Ruhman, T, Texas A&M (89)
- 4. Lance Schulters, DB, Hofstra (119)
- 5. Phil Ostrowski, G, Penn St. (151)
- 6. Fred Beasley, RB, Auburn (180)
- 7. Choice to Chicago
- 7. Ryan Thelwell, WR, Minnesota (215)
(Choice from Pittsburgh via Atlanta)

1999
(April 17-18, 1999)
(Drafted 27th)

- 1. Reggie McGrew, DT, Florida (24)
(Choice from Miami)
- 1. Choice to Miami
- 2. Choice to Denver
- 3. Chike Okeafor, DE, Purdue (89)
- 4. Choice to Indianapolis
- 4a. Anthony Parker, DB, Weber St. (99)
(Choice from Indianapolis)
- 4b. Pierson Prioleau, DB, Virginia Tech (110)
(Choice from Philadelphia)
- 4. Choice to Cleveland
- 5. Choice to Miami
- 5a. Terry Jackson, RB, Florida (157)
(Choice from Miami)
- 5b. Tyrone Hopson, G, Eastern Kentucky (161)
- 6. Tai Streets, WR, Michigan (171)
- 6. Choice to Atlanta
- 7. Kory Minor, LB, Notre Dame (234)

2000
(April 15-16, 2000)
(Drafted Alternately 3-4)

- 1. Choice to Washington
- 1. Choice to NYJ from Car. via Was.
- 1a. Julian Peterson, LB, Michigan St. (16)
(Choice from NE via NYJ)
- 1b. Ahmed Plummer, CB, Ohio St. (24)
(Choice from Washington)
- 2a. John Engelberger, DE, Virginia Tech (35)
- 2b. Jason Webster, CB, Texas A&M (48)
(Choice from New York Jets)
- 3a. Giovanni Carmazzi, QB, Hofstra (65)
- 3b. Jeff Ulbrich, LB, Hawaii (86)
(Choice from Seattle)
- 4. Choice to Green Bay
- 4. John Keith, S, Furman (108)
(Choice from New York Jets via Green Bay)
- 4. Choice to Seattle from Washington
- 5a. Paul Smith, RB, Texas—El Paso (132)
- 5b. John Milem, DE, Lenoir—Rhyne (150)
(Choice from Baltimore via Detroit, St. Louis & Chicago)
- 5. Choice to Denver from Washington via Seattle
- 6. Choice to Chicago

- 7. Choice to Cleveland via Chicago
- 7a. Tim Rattay, QB, Louisiana Tech (212)
(Choice from New England via Philadelphia)
- 7b. **Brian Jennings, TE, Arizona St.** (230)
(Choice from Miami)

2001
(April 21-22, 2001)
(Drafted Alternately 9-10)

- 1. Andre Carter, DE, California (7)
(Choice from Dallas via Seattle)
- 1. Choice to Seattle
- 2. Choice to Green Bay
- 2. Jamie Winborn, LB, Vanderbilt (47)
(Choice from Green Bay)
- 3. Choice to Green Bay
- 3. Kevan Barlow, RB, Pittsburgh (80)
(Choice from Green Bay)
- 3. Choice to Sea. from NO via GB
- 4. Choice to Green Bay
- 5. Choice Forfeited
- 6a. Cedrick Wilson, WR, Tennessee (169)
(Choice from Chicago)
- 6. Choice to Detroit via New England
- 6b. Rashad Holman, CB, Louisville (179)
(Choice from Green Bay)
- 6c. Menson Holloway, DE, Texas—El Paso (191)
(Choice from Oakland via Seattle)
- 7a. Alex Lincoln, LB, Auburn (209)
- 7. Choice to Sea. from StL via GB
- 7b. Eric Johnson, TE, Yale (224)
(Choice from Miami via Washington)

2002
(April 20-21, 2002)
(Drafted 27th)

- 1. Mike Rumph, CB, Miami (FL) (27)
- 2. Choice to Buffalo
- 3. Saleem Rasheed, LB, Alabama (69)
(Choice from Buffalo)
- 3. Choice Forfeited
- 4a. Jeff Chandler, K, Florida (102)
(Choice from Buffalo)
- 4b. Kevin Curtis, S, Texas Tech (127)
- 5a. Brandon Doman, QB, Brigham Young (163)
- 5b. Josh Shaw, DT, Michigan St. (172)
(Compensatory Choice)
- 6. Mark Anelli, TE, Wisconsin (201)
- 7a. Eric Heitmann, G, Stanford (239)
- 7b. Kyle Kosier, G, Arizona St. (249)
(Compensatory Choice)
- 7c. Teddy Gaines, DB, Tennessee (256)
(Compensatory Choice)

2003
(April 26-27, 2003)
(Drafted 26th)

- 1. Kwame Harris, T, Stanford (26)
- 2. Anthony Adams, DT, Penn St. (57)
- 3. Andrew Williams, DE, Miami (FL) (89)
- 4. Brandon Lloyd, WR, Illinois (124)
- 5. Aaron Walker, TE, Florida (161)
- 6. Arnaz Battle, WR, Notre Dame (197)
- 7. Ken Dorsey, QB, Miami (FL) (241)

2004
(April 24-25, 2004)
(Drafted Alternately 16-15-14)

- 1. Choice to Philadelphia
- 1. Choice to Carolina from Philadelphia
- 1. Rashaun Woods, WR, Oklahoma St. (31)
(Choice from Carolina)
- 2a. Justin Smiley, G, Alabama (46)
- 2b. Shawntae Spencer, CB, Pittsburgh (58)
(Choice from Philadelphia)

- 3. Derrick Hamilton, WR, Clemson (77)
- 4a. **Isaac Sopoaga, DT, Hawaii** (104)
(Choice from Was. and NE via Chi.)
- 4. Choice to Chicago
- 4b. Richard Seigler, LB, Oregon St. (127)
(Choice from Carolina)
- 5. Choice to Chicago
- 6. Choice to Green Bay
- 6a. **Andy Lee, P, Pittsburgh** (188)
(Choice from Dallas via Green Bay)
- 6b. Keith Lewis, S, Oregon (198)
(Compensatory Selection)
- 7a. Cody Pickett, QB, Washington (217)
- 7b. Christian Ferrara, DT, Syracuse (226)
(Choice from Green Bay)

2005
(April 23-24, 2005)
(Drafted 1st)

- 1. **Alex Smith, QB, Utah** (1)
- 2. David Baas, G/C, Michigan (33)
- 3a. **Frank Gore, RB, Miami (FL)** (65)
- 3b. Adam Snyder, G, Oregon (94)
(Choice from Philadelphia)
- 4. Choice to Philadelphia (102)
- 5a. Ronald Fields, DT, Mississippi St. (137)
- 5b. Rasheed Marshall, WR, West Virginia (174)
- 6. Choice to Oak. through Phi., GB and NE
- 6. Derrick Johnson, DB, Washington (205)
(Choice from Philadelphia)
- 7a. Daven Holly, DB, Cincinnati (215)
- 7b. Marcus Maxwell, WR, Oregon (223)
(Choice from Detroit)
- 7c. Patrick Estes, TE, Virginia (248)
- 7d. Billy Bajema, TE, Oklahoma St. (249)

2006
(April 29-30, 2006)
(Drafted 6th)

- 1a. **Vernon Davis, TE, Maryland** (6)
- 1b. Manny Lawson, LB, North Carolina St. (22)
(Choice from Washington through Denver)
- 2. Choice to Atlanta via G.B. and Denver
- 3. Brandon Williams, WR, Wisconsin (84)
(Choice from Washington)
- 4. Michael Robinson, RB, Penn St. (100)
- 5. **Parys Haralson, LB, Tennessee** (140)
- 6a. **Delanie Walker, TE, Central Missouri St.** (175)
- 6b. Marcus Hudson, S, North Carolina St. (192)
(Choice from Tampa Bay)
- 6c. Melvin Oliver, DE, LSU (197)
(Choice from Jacksonville)
- 7. Vickiel Vaughn, S, Arkansas (254)

2007
(April 28-29, 2007)
(Drafted 11th)

- 1a. **Patrick Willis, LB, Mississippi** (11)
- 1b. **Joe Staley, T, Central Michigan** (28)
(Choice from New England)
- 2. Choice to Indianapolis (42)
- 3a. Jason Hill, WR, Washington St. (76)
- 3b. **Ray McDonald, DE, Florida** (97)
(Compensatory Choice)
- 4a. Jay Moore, LB, Nebraska (104)
(Choice from Washington)
- 4. Choice to New England (110)
- 4. Choice to Seattle (124)
- 4b. **Dashon Goldson, S, Washington** (126)
(Choice from NE through Ind.)
- 4c. Joe Cohen, DT, Florida (135)
(Compensatory Choice)
- 5. **Tarell Brown, CB, Texas** (147)
- 6. Thomas Clayton, RB, Kansas St. (186)
- 7. Choice to Cleveland (213)

2008
(April 26-27, 2008)
(Drafted 29th)

- 1. Choice to New Orleans via New England (10)
- 1. Kentwan Balmer, DT, North Carolina (29)
(Choice from Indianapolis)
- 2. Chilo Rachal, G, USC (39)
- 3. Choice to Chicago
- 3. Reggie Smith, CB, Oklahoma (75)
(Choice from Chicago)
- 4. Cody Wallace, C, Texas A&M (107)
- 5. Choice Forfeited (142)
- 6. Joshua Morgan, WR, Virginia Tech (174)
- 7. **Larry Grant, LB, Ohio St.** (214)

2009
(April 25-26, 2009)
(Drafted 10th)

- 1. **Michael Crabtree, WR, Texas Tech** (10)
- 2. Choice to Carolina (43)
- 3. Glen Coffee, RB, Alabama (74)
- 4. Choice to Carolina (111)
- 5a. Scott McKillop, LB, Pittsburgh (146)
- 5b. Nate Davis, QB, Ball State (171)
- 6. Bear Pascoe, TE, Fresno St. (184)
- 7a. Curtis Taylor, S, LSU (219)
- 7b. **Ricky Jean Francois, DE, LSU** (244)

2010
(April 22-24, 2009)
(Drafted 13th)

- 1a. **Anthony Davis, T, Rutgers** (11)
(Choice from Denver)
- 1. Choice to Denver (13)
- 1b. **Mike Iupati, G, Idaho** (17)
(Choice from Carolina)
- 2. Taylor Mays, S, USC (49)
- 3. Choice to San Diego (73)
- 3. **NaVorro Bowman, LB, Penn State** (91)
(Choice from San Diego)
- 4. Choice to Denver (113)
- 5. Choice to Miami (145)
- 6a. **Anthony Dixon, RB, Mississippi St.** (173)
(Choice from San Diego)
- 6b. **Nate Byham, TE, Pittsburgh** (182)
- 6c. **Kyle Williams, WR, Arizona St.** (206)
(Compensatory Selection)
- 7. Phillip Adams, CB, South Carolina St. (224)

2011
(April 22-24, 2009)
(Drafted 7th)

- 1. **Aldon Smith, LB, Missouri** (7)
- 2. **Colin Kaepernick, QB, Nevada** (36)
(Choice from Denver)
- 2. Choice to Denver (45)
- 3. Choice to Jacksonville (76)
- 3. **Chris Culliver, CB, South Carolina** (80)
(Choice from Jacksonville)
- 4. Choice to Denver (108)
- 4. **Kendall Hunter, RB, Oklahoma St.** (115)
(Choice from San Diego)
- 5. Choice to Denver (141)
- 5. **Daniel Kilgore, G, Appalachian St.** (163)
(Choice from Green Bay)
- 6. Choice to Green Bay (174)
- 6a. Ronald Johnson, WR, Southern California (182)
(Choice from Jacksonville)
- 6b. **Colin Jones, S, Texas Christian** (190)
(Choice from Seattle)
- 7a. **Bruce Miller, FB, Central Florida** (211)
- 7. Choice to Green Bay through Detroit (231)
- 7b. **Michael Person, G, Montana State** (239)
(Compensatory Choice)
- 7c. **Curtis Holcomb, CB, Florida A&M** (250)
(Compensatory Choice)



2012
(April 22-24, 2009)
(Drafted 30th)

1. **A.J. Jenkins, WR, Illinois** (30)
2. **LaMichael James, RB, Oregon** (61)
3. Choice to Indianapolis (92)
4. Choice to Miami (97)
(Choice from Indianapolis)
4. Choice to Carolina (103)
(Choice from Miami)
4. **Joe Looney, G, Wake Forest** (117)
(Choice from Detroit)
4. Choice to Detroit (125)
5. **Darius Fleming, LB, Notre Dame** (165)
- 6a. **Trenton Robinson, S, Michigan State** (180)
(Choice from Carolina)
6. Choice to Detroit (196)
(Choice from Miami)
- 6b. **Jason Slowey, OL, Western Oregon** (199)
7. **Cam Johnson, LB, Virginia** (237)

