

San Francisco 49ers

MEDIA GUIDE



2013 SEASON




49ERS FOOTBALL
PRESENTING SPONSOR



LEVI'S® STADIUM




Levi's® Stadium will not only be the new home to the San Francisco 49ers, but it will also serve as one of the world's best outdoor sports and entertainment venues. It was designed by HNTB and is being built by Turner/Devcon for the Santa Clara Stadium Authority. The \$1.2 billion venue will have 1.85 million square feet, seat approximately 68,500 and will feature an expected 165 luxury suites and 8,500 club seats. It was designed to be a multi-purpose facility with the flexibility to host a wide range of events, including domestic and international soccer, college football, motocross, concerts and various civic events, and will be expandable for major events such as the Super Bowl. The San Francisco Super Bowl bid committee was selected to host the league's championship game in 2016. For more information, go to <http://www.levisstadium.com/>.



LEVI'S® STADIUM

LEVI'S® STADIUM FANWALK

The commemorative bricks lining the plaza display the Faithful's special contribution toward the building of a Bay Area icon, home of the 49ers and the finest outdoor sports and entertainment venue in the world. Ensure your place in history with this lasting tribute on the grounds of Levi's® Stadium with a brick engraved with your own personalized message. Visit levisstadiumfanwalk.com to learn more today!



49ERS MUSEUM AND HALL OF FAME AT LEVI'S® STADIUM

When Levi's® Stadium opens in 2014, one of the premiere features of the venue will be the 49ers Hall of Fame. The 20,000-square-foot facility will utilize cutting-edge technology to bring to life the legacy and mystique of the 49ers. Visitors will be treated to an educational trek through the history of the franchise and the Bay Area. If you have memorabilia that you would like showcased in the museum, contact 49ers team archivist Jerry Walker at 408-986-4809 or jerry.walker@49ers.com.



2013 SAN FRANCISCO 49ERS SCHEDULE

PRESEASON (3-1)

Date	Opponent	Local Time	Results	Network
Thursday, August 8	Denver	6:00 p.m.	L, 6-10	KPIX 5
Friday, August 16	@ Kansas City	7:00 p.m.	W, 15-13	KPIX 5
Sunday, August 25	Minnesota	5:00 p.m.	W, 34-14	NBC
Thursday, August 29	@San Diego	7:00 p.m.	W, 41-6	KPIX 5

REGULAR SEASON

Date	Opponent	Local Time	Results	Network
Sunday, September 8	Green Bay	1:25 p.m.		FOX
Sunday, September 15	@ Seattle	5:30 p.m.		NBC
Sunday, September 22	Indianapolis	1:25 p.m.		CBS
Thursday, September 26	@ St. Louis	7:25 p.m.		NFL Network
Sunday, October 6	Houston	5:30 p.m.		NBC
Sunday, October 13	Arizona	1:25 p.m.		FOX
Sunday, October 20	@ Tennessee	3:05 p.m.		FOX
Sunday, October 27	@ Jacksonville (London)	5:00 p.m.		FOX
Sunday, November 3	BYE			
*Sunday, November 10	Carolina	1:05 p.m.		FOX
*Sunday, November 17	@ New Orleans	3:25 p.m.		FOX
Monday, November 25	@ Washington	8:40 p.m.		ESPN
*Sunday, December 1	St. Louis	1:05 p.m.		FOX
*Sunday, December 8	Seattle	1:25 p.m.		FOX
*Sunday, December 15	@ Tampa Bay	1:00 p.m.		FOX
Monday, December 23	Atlanta	5:40 p.m.		ESPN
*Sunday, December 29	@ Arizona	2:25 p.m.		FOX

* As part of the National Football League's agreement with NBC to televise Sunday Night Football, the NFL has implemented a flexible schedule for Sunday start times for the final eight weeks of the season.

This will allow the NFL to bring more attractive match-ups to a national audience late in the season. If any of the 49ers games are moved from the original start time, fans will be notified 12 days prior to the date of the game with the exception of a Week 17 game, where the notification will be six days to ensure a Sunday Night game with playoff implications. Starting time changes will be publicized on 49ers.com and through the local print and electronic media.

TRAINING FACILITY AND BUSINESS OFFICE

4949 MARIE P. DEBARTOLO WAY
SANTA CLARA, CA 95054
PHONE: (408) 562-4949

TICKET OFFICE

CANDLESTICK PARK
490 JAMESTOWN AVE., ROOM 400
SAN FRANCISCO, CA 94124
PHONE: (415) GO-49ERS

49ERS OFFICIAL WEBSITE

www.49ers.com

NFL OFFICIAL WEBSITE

www.nfl.com

49ERS ON TWITTER

@49ers
@49ersPR

49ERS ON INTRAGRAM

@49ers

49ERS ON FACEBOOK

www.facebook.com/SANFRANCISCO49ERS

STADIUM OPERATIONS

(PARKING/SECURITY/LUXURY SUITES/GAME DAY OPERATIONS)

CANDLESTICK PARK
490 JAMESTOWN AVE., ROOM 398
SAN FRANCISCO, CA 94124
PHONE: (415) 656-4949

SUPER BOWL TITLES

1981 (XVI), 1984 (XIX), 1988 (XXIII),
1989 (XXIV), 1994 (XXIX)

COLORS

49ERS RED (PANTONE 187C)
49ERS GOLD (PANTONE 872C METALLIC)

FOUNDED – 1946. JOINED NFL IN 1950

Please visit the 49ers media site to find the digital version of the media guide, as well as updated statistics, rosters, transcriptions, audio files and much more at <http://media.49ers.com>.

TABLE OF CONTENTS

ORGANIZATION

Levi's® Stadium
 2013 Schedule
 Table of Contents
 Club Directory
 Denise DeBartolo York & John York – Co-Chairmen
 Jed York - Chief Executive Officer
 Gideon Yu - President
 Trent Baalke - General Manager
 Paraag Marathe - Chief Operating Officer
 Jim Harbaugh – Head Coach
 All-Time 49ers Head Coaching Records
 Coaching Staff
 Pronunciation Guide
 All-Time 49ers Coaches
 Jeff Ferguson - Vice President of Football Operations
 Joel Patten - Director of Player Personnel
 Mike Williams - Director of Pro Personnel
 Matt Malaspina - Director of College Scouting
 Brian Hampton - Director of Football Administration
 Player Personnel
 Athletic Trainers
 Equipment Managers
 Video Operations
 Grounds Keepers
 Logistics
 Public Relations

PLAYERS

Alphabetical Roster
 Player Bios

2012 SEASON REVIEW

2012 Regular Season Statistics
 2012 Postseason Statistics
 2012 Player Participation
 2012 Game-by-Game Starters/Inactives
 2012-13 Transactions
 2012 Game-by-Game Team Statistics
 2012 Game Summaries

RECORDS

Individual Records
 Opponent Individual Records
 Team Records

POSTSEASON

Postseason History
 Individual Postseason Records
 Team Postseason Records
 Postseason Game Summaries

ALL-TIME RESULTS

49ers Composite Results
 1946-49 Schedule & Results
 Year-by-Year Results and Statistics
 Record vs. Opponents
 Primetime Games
 Monday Night Football Records
 Offensive and Defensive Rankings
 Overtime Games
 Preseason Results
 Home/Away Records
 NFC West Standings

HISTORY

Anthony J. Morabito - 49ers Founder
 49ers Team Awards
 NFL Award Winners
 All-Time Player of the Month
 All-Time Player of Week
 Edward J. DeBartolo Sr. 49ers Hall of Fame
 49ers Pro Football Hall of Famers
 Retired Jerseys
 Pro Bowlers
 All-Pros
 49ers Trade History
 All-Time Roster
 All-Time Practice Squad Roster
 All-Time Undrafted Rookie Free Agents To Make The Roster
 49ers Starters
 Historical Highlights
 49ers All-Time Presidents & Personnel Directors

DRAFT HISTORY

49ers AAFC Draft (1946-49)
 49ers All-Time NFL Draft

49ERS MEDIA GUIDE CREDITS

Editors: Bob Lange, Mike Chasanoff, Dan Beckler
Editorial Assistants: Talia Malik and Kyle Koger
Photography: Terrell Lloyd, Michael Zagaris and Kym Fortino
Historical Photography: Bill Fox, Jeff Bayer, Frank Rippon, Dennis Desprois, Dave Beronio

SAN FRANCISCO 49ERS DIRECTORY

OWNERSHIP

Denise DeBartolo York Co-Chairman
 John York Co-Chairman
 Jed York Chief Executive Officer
 Gideon Yu President & Co-Owner
 Mark Wan Co-Owner
 John M. Sobrato Co-Owner

MANAGEMENT

Trent Baalke General Manager
 Paraag Marathe Chief Operating Officer
 Cipora Herman Chief Financial Officer
 Doug Garland GM of Stadium Experience & Technology
 John Vidalin Chief Sales Officer
 Kunal Malik Chief Technology Officer
 Larry MacNeil Executive Vice President of Development
 Patty Inglis Executive Vice President
 Jim Mercurio Vice President of Stadium Ops. & Security
 Keena Turner Vice President of Football Affairs
 Jamie Brandt Vice President of Ticketing & Suites
 Ethan Casson Vice President of Corporate Sales
 Jeff Ferguson Vice President of Football Operations
 Robert Alberino Jr. Executive Producer

COACHING STAFF

Jim Harbaugh Head Coach
 Brad Seely Assistant Head Coach/Special Teams Coordinator
 Vic Fangio Defensive Coordinator
 Greg Roman Offensive Coordinator
 Geep Chryst Quarterbacks
 Ronald Curry Offensive Assistant
 Reggie Davis Tight Ends
 Ed Donatell Secondary
 Tim Drevno Offensive Line
 Ejiro Evero Offensive Assistant
 Peter Hansen Defensive Assistant/Outside Linebackers
 Greg Jackson Assistant Secondary
 Jim Leavitt Linebackers
 Eric Mangini Senior Offensive Consultant
 John Morton Wide Receivers
 Tom Rathman Running Backs
 Tracy Smith Special Teams Assistant
 Mike Solari Offensive Line
 Jim Tomsula Defensive Line
 Paul Wulff Offensive Assistant
 Mark Uyeyama Head Strength and Conditioning
 Kevin Tolbert Assistant Strength and Conditioning
 Kurt Schmidt Strength, Nutrition & Conditioning Assistant
 Mick Lombardi Assistant to the Head Coach
 DeAnna McDaniel Administrative Assistant to the Head Coach

PLAYER PERSONNEL & SCOUTING

Joel Patten Director of Player Personnel
 Mike Williams Director of Pro Personnel
 Matt Malaspina Director of College Scouting
 Quentus Cumby Assistant Director of Pro Personnel
 Ethan Waugh Senior Personnel Assistant
 Justin Chabot National Scout
 Scott Brown Regional Scout
 Reggie Cobb Regional Scout
 Chip Flanagan Regional Scout
 Bob Morris Regional Scout
 Steve Rubio Regional Scout
 Joshua Williams Pro Personnel Scout
 James Hall Scouting Assistant
 Kyle O'Dell Scouting Assistant

FOOTBALL OPERATIONS

Brian Hampton Director of Football Administration
 Mike Libby Manager of Football Administration
 Kwesi Adofo-Mensah Football R&D Analyst
 Hilary Heuermann Contract Administrator
 Steve Risser Team Logistics Manager
 Michael Slap Team Logistics Assistant

ADMINISTRATION

Carri Wills Executive Administrative Assistant
 Angela Banister Executive Administrative Assistant
 Elizabeth Choi Executive Administrative Assistant
 Jessica Wallace E.A.A. Executive Assistant
 Bernadette Pullon-Garcia.. Executive Administrative Assistant
 Micheline Capaci Legal/ Executive Assistant
 Yolanda Teruel Project Administrative Assistant
 Vilma Meek Office Administrator

ATHLETIC TRAINING & MEDICAL

Nate Breske Assistant Athletic Trainer
 Manny Rivera Assistant Athletic Trainer
 Dan Garza, M.D. Team Medical Director
 William Maloney, M.D. Orthopaedic Surgeon
 Tim McAdams, M.D. Orthopaedic Surgeon
 Gary Fanton, M.D. Orthopaedic Surgeon
 Chris Beaulieu, M.D. Radiologist
 Joe Leahy, D.C. Chiropractor
 Robert Bonahoom, DDS Dentist
 Scott Hyver Team Ophthalmologist

EQUIPMENT

Steve Urbaniak Head Equipment Manager
 Donovan "Doc" Dressler Assistant Equipment Manager
 Scott Rotier Assistant Equipment Manager

VIDEO OPERATIONS

Michael Bracken Video Operations Manager
 Mark Preto Video Operations Assistant
 Brian Ziebelman Video Operations Assistant

ALUMNI RELATIONS

Guy McIntyre Director of Alumni Relations
 Steve Bono Alumni Coordinator
 Jesse Sapolu Alumni Coordinator
 Eric Wright Alumni Coordinator

CHAPLAIN

Earl Smith Team Chaplain

PUBLIC RELATIONS

Bob Lange Director of Public Relations
 Mike Chasanoff Manager of Public Relations
 Dan Beckler Manager of Public Relations
 Talia Malik Public Relations Assistant
 Terrell Lloyd Team Photographer
 Michael Zagaris Team Photographer

NEW STADIUM DEVELOPMENT

Jack Hill Project Executive
 Gina Dombroski Senior Project Accountant
 Gavin Wong Accounting Assistant

ACCOUNTING & FINANCE

Scott Sabatino Finance Director
 Mary Gilbaugh Senior Manager, Financial Reporting
 Esther Chi Account Manager
 Joan Pires Payroll Manager
 Michael Pomares Staff Accountant
 Chris Steele Staff Accountant
 Anna Nguyen Accounts Payable Accountant

BUSINESS OPERATIONS

Morrie Eisenberg Director of Business Operations
 Chris Giles Director of Business Operations
 Umesh Johari Business Operations Analyst
 Yi Zhuang Business Operations Analyst
 Mamun Javaid Business Operations Analyst
 Martin Manville Business Operations Analyst
 Madison Meade Retail Operations Specialist

STADIUM OPERATIONS

Larry Minasian Director of Stadium Operations
 Pat Rogan Director of Engineering Operations
 Dan Henderson Director, Parking & Transportation Operations
 Julian Sakti Senior Manager, Stadium Operations
 Craig Graber Sr. Manager, Stadium & Special Event Operations
 Eric Gunsberg Manager, Stadium Operations
 Bob Mallamo Stadium Operations/Locker Room Manager

Shaun Ram Stadium & Event Operations Coordinator
 Chris Baek Stadium Operations Coordinator

SECURITY

Dan Cory Director of Security
 Lou Pezzola Security Manager
 Jeff Rodriguez Security Coordinator
 Michael Hughes Security Coordinator
 Dario Montenegro Security Officer, Level II
 Jonathan Powers Security Officer, Level II

FACILITIES

Bill Howell Director of Facilities
 Raul Sandoval Maintenance Supervisor
 Eduardo Sandoval Custodian
 Erik Bernal Lozano Custodian
 Jose Vasquez Custodian
 Miguel Sandoval Custodian
 Santiago Jimenez Garcia Custodian
 Rafael Herrera Maintenance Worker

GROUNDKEEPING

Matthew Greiner Sports Turf Manager/Head Groundskeeper
 Adam Hahn Assistant Groundskeeper

CORPORATE SALES

Tyson Lamp Corporate Sales Executive
 Nikki Hawkins Senior Corporate Account Manager
 Cassandra Trujillo Corporate Account Manager
 Safia Diab Corporate Account Manager
 Nathalie Arevalo Executive Sales Coordinator

BROADCASTING

Bob Sargent Director of Broadcasting

49ERS STUDIOS

Scott Kegley Digital Media Manager/Producer
 Taylor Price Digital Media Coordinator
 Eric Stark Digital Media Strategist
 Wil Blackwell Senior Producer
 Michael Blevins Producer

MARKETING

Ali Towle Director of Marketing
 Angele Golson Event Marketing Manager
 Ben Mayberry Creative Services Manager
 Krista Olson Marketing Manager
 Tori Willis Marketing Specialist
 Michael Sun Graphic Designer
 Nicole Cohen Junior Graphic Designer

COMMUNITY RELATIONS

Joanne Pasternack Director, Community Relations & 49ers Foundation
 Brandon Moreno Community Relations Manager
 Jared Muela Youth Football Manager
 Heather Curry Community Relations Specialist

TICKETING & SUITES

Lynn Carrozzi Senior Manager, Ticket Operations
 Jason Davison Manager, Ticket Operations & Services
 Dustin Albertson Coordinator, Ticket Sales & Service
 Bradley Dugan Coordinator, Ticket Operations & Services
 Donna Barnes Ticket Operations Representative
 Marcus Wong Ticket Operations Representative

LEGAL AFFAIRS

Hannah Gordon Director of Legal Affairs

HUMAN RESOURCES

Sean Kundu Director of Human Resources and Employment Counsel
 Lisa Thompson Senior Manager of Human Resources
 Eve Mendez-Alvarenga ... Human Resources Business Partner

TECHNOLOGY

Dan Williams Senior Director of Technology
 Mark Kilgore Software Engineer
 Jim Bartholomew Information Technology Engineer
 Albert Ng Support Engineer
 Brandon Stout Infrastructure Engineer



DENISE DeBARTOLO YORK & JOHN YORK

CO-CHAIRMEN

Denise and John York bring long and distinguished careers in sports and business to their roles as Co-Chairmen of the San Francisco 49ers, where they combine their passion for building a championship team with their commitment to being the best possible business partners and community citizens.

A THIRTY YEAR LEGACY IN BUSINESS AND PRO SPORTS

Since Denise's father, Edward J. DeBartolo Sr., purchased the 49ers in 1977, she has been an integral part of more than three decades of 49ers football, including 41 playoff contests and five Super Bowl victories. Earlier in her career, Denise served as President of the Pittsburgh Penguins hockey team. Under her leadership, the Penguins were revitalized and transformed into a championship team, winning the Stanley Cup. She is one of only 12 women to have her name engraved on the Stanley Cup.

A successful entrepreneur, John spent years as Senior Vice President/Director of Racing Operations for the DeBartolo Corporation, instituting programs designed to enhance the fan experience and raise the profile of thoroughbred horse racing. John, a noted pathologist, began his business career in 1982 as founder of DeYor Laboratories in Youngstown, Ohio. From three employees, he molded the company into a 500-person operation with facilities in three states before selling the company to Corning, Inc. in 1993.

As owners of the 49ers, Denise and John provide the resources and guidance to uphold the 49ers celebrated history and oversee the team's relationship with the Commissioner of the National Football League and other team owners.



TAKING A LEADERSHIP ROLE IN THE NFL

Denise and John's dedication to the sport of football extends to the top levels of the NFL.

Denise is an active member of the Pro Football Hall of Fame Committee, where she helps to oversee the League's ongoing support of the museum that pays tribute to the triumphs of pro football's greatest stars, including 14 legendary members of the San Francisco 49ers.

John is Chairman of the NFL's Health & Safety Advisory Committee, which was established in 2011. He is also a member of both the League's Audit and International committees, the latter of which he previously served as Chairman. Under his leadership, the 49ers became the first team to play a regular season game outside the borders of the United States, taking on the Arizona Cardinals in front of 100,000 fans at Azteca Stadium in Mexico City. The League expanded its presence abroad with regular season games at Wembley Stadium in London, England, under his direction. The 49ers are set to play the Jacksonville Jaguars at Wembley in October of 2013. It marks the second 49ers appearance in London in the last four years, as the 49ers hosted the Denver Broncos at Wembley in 2010.

CELEBRATING THE TEAM'S LEGENDARY HISTORY

Denise and John have played a pivotal role in reaching out to former players and coaches to help celebrate six monumental decades of 49ers football. Over the past decade, Denise and John have brought back every Hall of Fame enshrinee from the 49ers to be honored at Candlestick Park for their tremendous contributions to Bay Area sports.

When Levi's® Stadium opens in 2014, one of the premiere features of the venue will be the 49ers Hall of Fame. The 20,000-square-foot facility will utilize cutting-edge technology to bring to life the legacy and mystique of the 49ers. Visitors will be treated to an educational trek through the history of the franchise and the Bay Area.

Under the guidance of Denise and John, the team enhanced its annual alumni weekend event to give all players who have donned the red and gold throughout the team's history a chance to catch up with old friends. As part of the event, the former players are recognized on the field during a half-time celebration at Candlestick Park, where so many of them made their mark on history. They have also worked with players like Joe Montana, Steve Young and Dwight Clark, and the members of the 1981 49ers defense to re-enact and commemorate some of the team's most famous plays such as "The Catch" and the goal line stand that propelled the team to its first Super Bowl victory.

ENHANCING THE FAN EXPERIENCE

Denise and John are dedicated to embracing the passion of 49ers fans everywhere. They are committed to giving fans an opportunity to experience the excitement of 49ers football year-round. From the team's annual Winter Fest Fundraiser in Lake Tahoe, to Pasta Bowl in Santa Clara and Fan Fest at Candlestick Park each summer, they have made it their mission to embrace the fans as family.

On game days, they have spearheaded the effort to create a great atmosphere for fans by making significant enhancements to Candlestick Park, from the creation of the Alumni Tailgate Party and Faithful City, to improvements inside the stadium such as new flat screen TVs, new escalators and remodeled restrooms.

They've also provided new opportunities for fans to participate in the excitement of 49ers football by giving local musicians the opportunity to sing the national anthem in front of 68,000 fans at the 'Stick, and providing opportunities to local talent to participate in half-time events on the field.

MAKING A DIFFERENCE IN THE LIVES OF OTHERS

Under the leadership of Denise and John, the team's community outreach programs and 49ers Foundation have grown tremendously.

The San Francisco 49ers Foundation is the non-profit community funding extension of the San Francisco 49ers. Now in its 21st year, the 49ers Foundation supports development programs for underserved youth that keep them, "Safe, On Track, and In School." The San Francisco 49ers are promoting RESPECT for schools and community by donating a significant portion of the foundation's funding toward family violence prevention programs and activities that teach youth leadership and respect. Since 1992, the Foundation has donated over \$20 million to support non-profits, including \$2.9 million in 2012. In 2012, 100% of players participated in one-or-more community program and were joined by ownership, coaching staff, executives and their families at most of these events.

In recognition of their community involvement, the couple has been honored with a number of accolades including City Year's Service Leadership Award, Silicon Valley Exemplary Community Leadership Award by Silicon Valley FACES, Outstanding Corporate Philanthropy Award at the Catholic Charities/Catholic Youth Organization's Loaves & Fishes Dinner, and inclusion on the Top Corporate Philanthropists list for the San Jose/Silicon Valley Business Journal.

The couple's passion for community involvement extends beyond the Bay Area as well. John has been honored with Loyola University's Strich Medal - the highest honor awarded by the school - for his ongoing contributions to his alma mater. Denise and John were honored with the Youngstown Hearing & Speech Center's Great Communicators Award in recognition of their philanthropic leadership. The couple continues to support the Boys and Girls

Club of Youngstown and the Mahoning Valley United Way, while also being intimately involved with the Edward J. DeBartolo Sr. Memorial Scholarship Foundation which awards college scholarships to deserving Youngstown area high school seniors.

Denise continues to provide mentoring and tuition assistance for at risk youth throughout all levels of education. She is also involved with the No Stone Unturned Foundation, which provides support for children and their families affected by developmental and neurological disorders. Denise is also passionate about cancer related causes, including The Serenity Garden at the Joanie Abdu Comprehensive Breast Care Center and the A Way With Words Foundation.



PUTTING FAMILY FIRST

Though Denise and John have accomplished much in their professional careers, they first define themselves as husband, wife and parents.

Their eldest son, Jed, now carries on the family's legacy begun by his grandfather Edward J. DeBartolo Sr., his Uncle Eddie DeBartolo Jr. and his parents, by serving as CEO of the 49ers. Their son, Tony, is currently an entrepreneur in the high-tech industry in the Bay Area, and is involved with support programs for incarcerated juveniles alongside team pastor Earl Smith. Their twin daughters, Jenna and Mara are pursuing careers in oenology in the Napa Valley. All of the York children share their parents' passion for community service and are very active in the 49ers Foundation. Denise and John, have one grandchild, Jaxon, the son of Jed and his wife, Danielle.



JED YORK

CHIEF EXECUTIVE OFFICER

BUILDING A CHAMPIONSHIP TEAM

As chief executive officer of the San Francisco 49ers, Jed York oversees all aspects of the organization. York is in his fourth year in the position and has made bold decisions to return the team to its winning tradition and ultimately the Super Bowl. York recognizes and shares the ongoing passion of the team's faithful fans.

York has been a driving force behind the 49ers recent success on and off the field. Many now point to 2011 as a significant year in the history of the storied franchise, as he led the organization through a year of great change and prosperity. York's promotion of Trent Baalke to general manager, and the hiring of Jim Harbaugh as head coach, set the wheels in motion for the team's resurgence on the field. The team has won back-to-back NFC West Division titles, advanced to two NFC Championship Games and a Super Bowl, while posting a 27-9-1 overall record.

In the boardroom, York's strong leadership has produced extraordinary results. On April 19, 2012, the 49ers and the Santa Clara Stadium Authority broke ground a year ahead of schedule on the team's new home, Levi's® Stadium, after securing a construction loan and \$200 million in NFL support. Since that time, the 49ers have built on the momentum, securing favorable long-term financing and a naming rights partnership that is a "perfect fit" for the venue.

RECOGNIZING THE 49ERS FAITHFUL

A 49ers fan since birth, York recognizes that the success of the 49ers hinges on the team's faithful fans, and he is committed to honoring them for their passion and enthusiasm. One of his most popular moves was directing the organization to create new uniforms for the 49ers that connect the team's future aspirations to its championship glory years of the 1980s and 1990s. He also created the ticket sales and services department to give each season ticket holder a personal representative and point of contact within the organization.

Most recently, York has focused the 49ers organization's efforts on creating the ultimate fan experience at Levi's® Stadium. In conjunction with the SCSA, the new stadium has been designed and built on the pillars of innovation and sustainability in order to create the ultimate experience for all visitors. The goal is to make Levi's® Stadium the premier, outdoor sports and entertainment venue in the world, while incorporating all that is special about the Bay Area and Silicon Valley. The stadium is set to feature amenities such as a world-class Wi-Fi network, which will allow all visitors the ability to customize their own experience through the use of their personal handheld devices. Additionally, the 49ers are currently developing an App which will offer fans premium, original content on their own devices, the ability to order concessions and merchandise from their seats and the option to enjoy a paper-less, cash-less game day experience.

Under York's leadership, the team established the Edward J. DeBartolo Sr. 49ers Hall of Fame in 2009, to commemorate the significant accomplishments of some of the team's biggest stars and key contributors. Named for his grandfather and the

beloved patriarch of the 49ers, the Hall of Fame automatically inducted those 49ers greats that had either had their jersey numbers retired by the team or have been inducted into the Pro Football Hall of Fame. York, shortly thereafter, announced the Hall of Fame's inaugural inductee, his uncle, Edward J. DeBartolo Jr., who was enshrined during the 2009 season.

CARRYING ON THE FAMILY'S LEGACY

York's roots with the 49ers run deep. He is the oldest child of Denise and John York, the co-chairmen of the team. York's uncle and godfather, Eddie DeBartolo, also known to fans as "Mr. D," has long served as a mentor.

York began his career as a financial analyst at Guggenheim Partners, a diversified financial services firm. He worked in the firm's New York office in several areas, including private wealth management, hedge funds risk analysis, and collateralized debt obligations.

Born and raised in Youngstown, OH, York was a student athlete at Cardinal Mooney High School where he was captain of the baseball team as well as student body president. After high school, York decided to carry on a family tradition by attending the University of Notre Dame, where he earned a degree in both finance and history. York was a member of Phi Alpha Theta, the National History Honors Society.

York credits his parents, his uncle Eddie, and his grandfather Edward DeBartolo Sr. as being positive role models and for teaching him character values such as integrity, a strong work ethic, and respect for others. He is pleased to carry on his family's commitment to community by serving as a board member at Tipping Point Community, the Common Wealth Club, Bay Area Council, Silicon Valley Leadership Group, and the Council on Foreign Relations.

Besides his tremendous passion for the 49ers, York enjoys traveling, fishing, and playing cards, which he learned from his grandfather.

Jed lives in the Bay Area with his wife, Danielle, and son, Jaxon.





GIDEON YU

PRESIDENT

Gideon Yu is in his second season as president of the San Francisco 49ers. Yu became a co-owner of the franchise in early 2012.

As president of the 49ers, Yu leads all business, financial and strategic operations of the team. In his time with the 49ers, he has led the team's efforts in financing Levi's® Stadium, including securing an \$850 million stadium construction loan, the largest ever in professional sports, a \$200 million financing package from the NFL and the largest long-term stadium financing in NFL history. Yu also directed the 49ers drive to accelerate the opening date of Levi's® Stadium from the 2015 to 2014 season.

Yu has also led the team's technological and sustainability visions. Under his direction the 49ers have laid the foundation to transform the franchise and Levi's® Stadium into the most technologically advanced in sports. Additionally, the 49ers will have among the most sustainable stadiums in all of sports, being LEED Gold and deriving all of the gameday electrical load, on an annual net basis, from solar power – achieving a net neutral draw on the energy grid.

Prior to his career in sports, Yu was a technology executive and investor, most notably the Chief Financial Officer of both Facebook and YouTube, the first two internet companies to achieve one billion active users. He has also worked at such companies as Yahoo! and Disney and led the initial investment in and was the first external board member of Square.

In 2011, Yu was named to the "Executive Dream Team, Startup Edition" by Fortune Magazine, and listed among the "Names You Need To Know" by Forbes Magazine.

Yu earned his BS in Industrial Engineering and Engineering Management from Stanford University, and his MBA from Harvard Business School. He is active philanthropically, sitting on the boards of the Tipping Point Community, UCSF Foundation, and BUILD. Yu also served on the Bay Area's Super Bowl Bid Committee, which was successful in bringing Super Bowl L to the region.

A native of Nashville, Tenn., Yu and his wife, Susie, have a son, Jonathan, and a daughter, Emily.

You can follow Gideon on Twitter @gideonyu.





TRENT BAALKE

GENERAL MANAGER

A veteran of 16 NFL seasons, Trent Baalke enters his ninth year with the 49ers and his third as the team's general manager.

The 2011 NFL Executive of the Year, as selected by Pro Football Weekly and the Pro Football Writers of America, Baalke signed a contract extension with the 49ers in February of 2012 that runs through the 2016 season.

Since 2010, the year Baalke began to oversee all player acquisitions as the team's vice president of player personnel, the 49ers draft and free agent classes have produced significant returns. In that span, five of the players acquired have accounted for six All-Pro selections, while six of those players have earned Pro Bowl honors. In all, the 49ers have produced 17 All-Pro selections and 20 Pro Bowl acknowledgements over the last three seasons.

At the completion of the 2012 season, 41 players acquired under Baalke's direction remained on the 49ers active roster. Among that group were 17 draft picks, including six regular starters and six key contributors. Under Baalke's watch, the 49ers have selected 36 players in the last four drafts. Of those drafted players, 29 entered training camp with the team in 2013, nine of whom have already logged starts for the Niners.

Focused on maintaining a strong core of veteran players to provide experience and leadership, Baalke has extended the contracts of a number of 49ers over the last four years, including – All-Pros LB Patrick Willis, DT Justin Smith, LB NaVorro Bowman, CB Carlos Rogers and LB Ahmad Brooks, Pro Bowlers TE Vernon Davis and RB Frank Gore, and Pro Bowl alternates DT Ray McDonald and G Alex Boone.

Prior to his promotion to vice president of player personnel, Baalke was the 49ers director of player personnel from 2008-09, where he oversaw both the college and pro personnel departments. He first joined the franchise in 2005 as the team's western region scout, a position he held through 2007.

Baalke spent four years as a member of the Washington Redskins scouting staff, serving as the college scouting coordinator in his final season. From 2001 to 2003, he served as Washington's national scout and traveled throughout the country in search of rising talent. Before joining the Redskins, Baalke spent three seasons (1998-2000) as a scout with the New York Jets.

From 1990 to 1995, Baalke held the position of defensive line/strength and conditioning coach at South Dakota State. In that role, he helped promote players such as former Pro Bowl guard Adam Timmerman and current NFL kicker Adam Vinatieri to NFL scouts. Baalke then spent time as the athletic director at Shanley High School in Fargo, ND, before moving on to the Jets.

Baalke began his coaching career as a graduate assistant defensive line coach at North Dakota State, in 1989. The team finished with a 14-0 record and a Division II National Championship.

A double major at Bemidji State (MN), Baalke received his bachelor's degree in health and physical education. He went on to earn his master's degree in secondary education and sports administration while coaching at North Dakota State. Baalke played outside linebacker and was an All-Northern Sun Conference and All-Midwest Region honoree at Bemidji.

Trent and his wife, Beth, have two daughters, Katy and Cassie.





PARAAG MARATHE

CHIEF OPERATING OFFICER

Paraag Marathe (PUH-rawg, muh-RAH-tay) is in his 13th year with the 49ers, and his third as the team's chief operating officer.

Marathe was elevated to his current role in February of 2011, after spending a year as the 49ers executive vice president of football and business operations. Since that time, the 49ers have experienced tremendous progress off the field, with the construction of Levi's® Stadium being the focal point of the club's efforts.

Spearheading five key business units – business operations, production, marketing, ticketing and suites, and stadium operations – Marathe's leadership has been integral to the club's short-term and long-term business strategy. During his tenure as COO, the team has had consecutive years of Candlestick Park sellouts, while simultaneously launching a successful sales campaign for Levi's® Stadium. Under Marathe's guidance, the 49ers have launched a retail operation, which now includes three stores in the Bay Area. The club is also focused on creating the ultimate gameday experience for its 2014 inaugural season at Levi's® Stadium, which will include a new 49ers Museum, team-owned restaurant, and a best-in-class mobile application to enhance the fan experience.

On the football side, Marathe is the club's chief contract negotiator and salary cap architect, and also runs the club's football analytics efforts. Marathe is responsible for the club's compliance with the NFL's collective bargaining agreement and works with general manager Trent Baalke on various player personnel duties.

Marathe has played an integral role in helping the 49ers maintain a solid veteran nucleus, negotiating contract extensions in recent years with a number of key players, including – All-Pro LB Patrick Willis, DT Justin Smith, LB NaVorro Bowman, CB Carlos Rogers and LB Ahmad Brooks, Pro Bowlers TE Vernon Davis, RB Frank Gore, and OT Joe Staley and Pro Bowl alternates DT Ray McDonald, OT Anthony Davis and G Alex Boone. Additionally, Marathe's work during free agency has helped to land veteran players who went on to have significant impacts as starters, such as S Donte Whitner, CB Carlos Rogers, C Jonathan Goodwin and WR Mario Manningham.

Prior to joining the 49ers, Marathe worked at management consulting firm Bain & Company from 1999-2001, as a Senior Associate Consultant, where he advised clients in a variety of industries including private equity, venture capital, computer software, retail, sports footwear, consumer products, and health clubs. Before that, Marathe worked in the sports consulting group at the International Management Group (IMG), from 1997-1999, where he concentrated primarily on stadium naming rights deals, corporate sponsorships, and athlete endorsements.

A native of Saratoga, CA, Marathe's passion for the 49ers was instilled at a very young age. His Bay Area roots run deep, having received his bachelor's degree with high honors from the Haas School of Business at the University of California-Berkeley and his MBA from Stanford University's Graduate School of Business.

Marathe and his wife, Naya, live on the Peninsula.



JIM HARBAUGH

HEAD COACH

5TH NFL SEASON // 3RD WITH 49ERS

Jim Harbaugh was named the 18th head coach in the storied history of the San Francisco 49ers franchise on January 7, 2011. Over the last two seasons, the 49ers have tallied a 27-9-1 overall record (3-2 in the postseason). After a 13-3 regular season record, and a trip to the NFC Championship game in 2011, the Niners went 11-4-1 in 2012, on their way to Super Bowl 47. Harbaugh logged 18 years of coaching experience prior to joining the 49ers - Stanford (head coach, 2007-10); San Diego, (head coach,

2004-06); Oakland Raiders (offensive asst., 2002-03) and Western Kentucky (volunteer asst., 1994-2001). In college, he played at Michigan for the legendary Bo Schembechler from 1982-86. Jim and his wife, Sarah, have two daughters, Addison and Katherine, and a son, Jack. He also has three children, Jay, James Jr. and Grace. Jim is the son of Jack and Jackie. His brother, John, is the head coach of the Baltimore Ravens, and his sister, Jackie, is married to Indiana University Men's Basketball head coach, Tom Crean.

HARBAUGH'S HEAD COACHING RECORD

YEAR	TEAM	REGULAR SEASON RECORD (POSTSEASON)
2012	San Francisco 49ers	11-4-1 (2-1, Advanced to Super Bowl)#*
2011	San Francisco 49ers	13-3 (1-1, Advanced to NFC Championship Game)*
2010	Stanford University	12-1 (Orange Bowl Champion)
2009	Stanford University	8-5 (Advanced to Sun Bowl)
2008	Stanford University	5-8
2007	Stanford University	4-8
2006	University of San Diego	11-1^
2005	University of San Diego	11-1^
2004	University of San Diego	7-4

#NFC Conference Champion

*NFC West Division Champion

^Pioneer Football League Champion



ALL-TIME 49ERS HEAD COACHING RECORDS

REGULAR SEASON

COACH	SEASONS	YEARS	WINS	LOSSES	TIES	WIN PCT.
Lawrence Shaw	9	1946–54	71	39	4	.640
Norman Strader	1	1955	4	8	0	.333
Frank Albert	3	1956–58	19	16	1	.542
Howard Hickey*	5	1959–63	27	27	1	.500
Jack Christiansen*	5	1963–67	26	38	3	.411
Dick Nolan	8	1968–75	54	53	5	.504
Monte Clark	1	1976	8	6	0	.571
Ken Meyer	1	1977	5	9	0	.357
Pete McCulley#	1	1978	1	8	0	.111
Fred O'Connor#	1	1978	1	6	0	.143
Bill Walsh	10	1979–88	92	59	1	.609
George Seifert	8	1989–96	98	30	1	.766
Steve Mariucci	6	1997–02	57	39	0	.594
Dennis Erickson	2	2003–04	9	23	0	.281
Mike Nolan %	4	2005–08	18	37	0	.327
Mike Singletary %	3	2008–10	18	22	0	.450
Jim Tomsula &	1	2010	1	0	0	1.000
Jim Harbaugh	3	2011–curr.	24	7	1	.766

*Hickey coached the first three games of '63, Christiansen coached the final 11.

#McCulley coached the first nine games of '78, O'Connor coached the final 7.

%Nolan coached the first seven games of '08, Singletary coached the final 9.

& Singletary coached the first 15 games of '10, Tomsula coached the final 1.

POSTSEASON

COACH	SEASONS	YEARS	WINS	LOSSES	TIES	WIN PCT.
Lawrence Shaw	9	1946–54	1	1	0	.500
Frank Albert	3	1956–58	0	1	0	.000
Dick Nolan	8	1968–75	2	3	0	.400
Bill Walsh	10	1979–88	10	4	0	.714
George Seifert	8	1989–96	10	5	0	.667
Steve Mariucci	6	1997–02	3	4	0	.429
Jim Harbaugh	3	2011–curr.	3	1	0	.750

PRESEASON

COACH	SEASONS	YEARS	WINS	LOSSES	TIES	WIN PCT.
Lawrence Shaw	9	1946–54	28	9	2	.766
Norman Strader	1	1955	5	1	0	.833
Frank Albert	3	1956–58	11	7	0	.611
Howard Hickey	5	1959–63	12	15	0	.444
Jack Christiansen	5	1963–67	5	14	1	.263
Dick Nolan	8	1968–75	15	32	1	.319
Monte Clark	1	1976	4	2	0	.667
Ken Meyer	1	1977	1	5	0	.167
Pete McCulley	1	1978	1	3	0	.250
Bill Walsh	10	1979–88	22	20	1	.524
George Seifert	8	1989–96	25	12	1	.676
Steve Mariucci	6	1997–02	10	14	0	.417
Dennis Erickson	2	2003–04	3	5	0	.375
Mike Nolan	4	2005–08	7	9	0	.438
Mike Singletary	2	2009–10	7	1	0	.875
Jim Harbaugh	3	2011–curr.	8	4	0	.750

OPENING DAY GAMES

COACH	SEASONS	YEARS	WINS	LOSSES	TIES	WIN PCT.
Lawrence Shaw	9	1946–54	7	2	0	.778
Norman Strader	1	1955	0	1	0	.000
Frank Albert	3	1956–58	1	2	0	.333
Howard Hickey	5	1959–63	2	3	0	.400
Jack Christiansen	5	1963–67	2	1	1	.667
Dick Nolan	8	1968–75	3	5	0	.375
Monte Clark	1	1976	1	0	0	1.00
Ken Meyer	1	1977	0	1	0	.000
Pete McCulley	1	1978	0	1	0	.000
Bill Walsh	10	1979–88	4	6	0	.400
George Seifert	8	1989–96	7	1	0	.875
Steve Mariucci	6	1997–02	3	3	0	.500
Dennis Erickson	2	2003–04	1	1	0	.500
Mike Nolan	4	2005–08	2	2	0	.500
Mike Singletary	1	2009–10	1	1	0	.500
Jim Harbaugh	3	2011–curr.	2	0	0	1.000



BRAD SEELY

ASSISTANT HEAD COACH/SPECIAL TEAMS COORDINATOR

25TH NFL SEASON // 3RD WITH 49ERS

Considered one of the most successful special teams coaches in NFL history, Brad Seely is in his third year with the 49ers as assistant head coach/special teams coordinator.

Under Seely's direction in 2012, the 49ers fielded one of the strongest special teams units in the NFL. Andy Lee led the NFL with 43.2 net punting average, while also ranking fifth in the league with a 48.0 gross punting average, on his way to All-Pro honors. San Francisco also led the NFL in starting field position (31.8-yd. line) and ranked second in the NFL in opponents starting field position (24.9-yd. line).

In 2011, the 49ers special teams unit emerged as one of the best in the NFL. K David Akers set the NFL single-season record for most field goals (44) and points with no touchdowns (166). P Andy Lee set the NFL record with a 44.0 net punting average, while the 49ers led the NFL in average starting field position (33.5-yd. line) and opponents average starting field position (24.3-yd. line). Both Lee and Akers earned All-Pro and Pro Bowl selections. Seely was named Special Teams Coach of the Year by Rick Goselin of the Dallas Morning News, whose special teams rankings are widely regarded.

Seely brought 22 years of NFL special teams coaching experience to the 49ers. Prior to joining the team, he served as the special teams coordinator for the Cleveland Browns from 2009-10, where he worked with WR/KR Joshua Cribbs, who earned Pro Bowl selections in each of the last two seasons. Seely's special teams unit led the NFL in kickoff coverage, while ranking fifth in the NFL in punt coverage in 2010.

In 2009, Seely was named Special Teams Coach of the Year after leading the Browns to a league best special teams ranking according to the formula comprised by Rick Goselin of the Dallas Morning News. It marked Seely's fifth top-five finish for his special teams units since 1990.

Prior to joining the Browns, Seely spent 10 seasons as the New England Patriots special teams coach (1999-08), where he was part of three Super Bowl championships. Over the span of his tenure in New England, the Patriots led the NFL in kickoff return average (23.5), were fourth in field goal percentage (83.4%) and ranked eighth in punt return average (9.9). In addition, his units registered 11 returns for touchdowns, including eight on kickoffs, a figure that tied for second in the NFL over that 10-year stretch. Seely also helped produced a total of 3 special teams Pro Bowlers (K Adam Vinatieri - 2004, LB Larry Izzo - 2004 and K Stephen Gostkowski - 2008). He also tutored the AFC's leading kickoff returner on two occasions (WR Bethel Johnson - 2003 and RB Kevin Faulk - 2002) and leading punt returner (WR Troy Brown - 2002).

Seely worked with the Carolina Panthers from 1995-98, where he helped coach an expansion team to an NFC Championship Game appearance in just its second season. In 1996 and 1997, Panthers kickoff returner Michael Bates became the first player in 35 years to lead the league in kick return average in consecutive seasons, earning two consecutive trips to the Pro Bowl for his efforts. In 1996, Seely earned Special Teams Coach of the Year honors. He also had the league's best kicker, as John Kasay set a then NFL single-season record with 37 field goals. In addition to the success of Bates and Kasay, Carolina also boasted one of the league's top coverage units as the Panthers led the NFL in opponents average punt return (5.4 avg.) and ranked fifth in opponents average kickoff return (20.1 avg.).

Seely began his NFL career in 1989 with the Indianapolis Colts, serving as their special teams/tight ends coach for five years (1989-93). During his time with the Colts, he assisted in the development of two Pro Bowl special teamers, P Rohn Stark and WR Clarence Verdin. In 1992, the Colts had the NFL's top special teams unit based on rankings by the Dallas Morning News. Seely then coached the Jets' special teams for one year (1994), and in that season, New York ranked fifth in the league in kickoff return defense (19.6 avg.) and sixth in punt return defense (6.8 avg.).

Seely's collegiate coaching career began as an assistant coach at South Dakota State in 1978. He then moved on to become a graduate assistant at Colorado State in 1979, before being named the Rams offensive line coach in 1980. Seely then served as the offensive line coach at Southern Methodist (1981), North Carolina State (1982), University of Pacific (1983) and Oklahoma State (1984-88).

A native of Vinton, IA, Seely earned all-conference honors as an offensive guard at South Dakota State University while majoring in economics and physical education. He and his wife, Patti, have three daughters, Sarah, Hannah and Brynn.

SEELY'S BACKGROUND

<u>YEARS</u>	<u>COACHING BACKGROUND</u>	<u>HEAD COACH</u>
2011-current	Assistant Head Coach/Special Teams Coordinator, San Francisco 49ers	Jim Harbaugh
2009-10	Assistant Head Coach/Special Teams Coordinator, Cleveland Browns	Eric Mangini
1999-2008	Special Teams Coach, New England Patriots	Bill Belichick/Pete Carroll
1995-98	Special Teams Coach, Carolina Panthers	Dom Capers
1994	Special Teams Coach, New York Jets	Pete Carroll
1989-93	Special Teams Coach/Tight Ends, Indianapolis Colts	T. Marchibroda/R. Venturi/R. Meyer
1984-88	Offensive Line, Oklahoma State	Pat Jones
1983	Offensive Line, University of Pacific	Bob Cope
1982	Offensive Line, North Carolina State	Monte Kiffin
1981	Offensive Line, Southern Methodist	Ron Meyer
1980	Offensive Line, Colorado State	Sark Arslanian
1979	Graduate Assistant, Colorado State	Sark Arslanian
1978	Assistant Coach, South Dakota State	John Gregory
1974-77	*Offensive Lineman, South Dakota State	John Gregory

*Player



VIC FANGIO

DEFENSIVE COORDINATOR

27TH NFL SEASON // 3RD WITH 49ERS

With a plethora of NFL coaching experience, Vic Fangio is in his third season as defensive coordinator of the San Francisco 49ers.

In 2012, Fangio led a 49ers defensive unit that ranked second in the NFL in both points allowed (17.1 points per game) and first downs allowed (284), third in total defense (294.4 yards per game), tied for third in third down defense (33.0 pct.) and fourth in both rush defense (94.2 yards per game) and pass defense (200.2 yards per game). San Francisco was one of two teams in the NFL to rank in the top five in all six categories (Denver).

In Fangio's first two seasons in San Francisco, the 49ers are the only team to rank in the top five in the following seven categories: points allowed (15.7 points per game - 1st), rush defense (85.7 yards per game - 1st), yards allowed (301.3 yards per game - 2nd), first downs allowed (551 - 2nd), 20-plus yard plays allowed (99 - 2nd), takeaways (63 - 4th) and third down defense (34.1 pct. - 4th).

The 49ers defense boasted six AP All-Pro selections in 2012 (First-Team: LB NaVorro Bowman, S Dashon Goldson, LB Aldon Smith and LB Patrick Willis; Second-Team: LB Ahmad Brooks and DT Justin Smith) and six Pro Bowl honorees (Bowman, Goldson, Aldon Smith, Justin Smith, S Donte Whitner and Willis).

In 2011, the 49ers defensive unit ranked first in the NFL against the run (77.3 yards per game), tied for first with 38 takeaways and second in points allowed (14.3 points per game). The defense did not allow a rushing touchdown through the first 14 games of the season, setting a new NFL record. The unit allowed just three rushing touchdowns all season, which is the lowest total allowed since the NFL went to a 16-game schedule in 1978. The 49ers defense also led the NFC in points allowed (14.3), yards allowed per game (325.9), opposing quarterback rating (73.6), first downs allowed (267) and ranked second in red zone defense (41.2 pct.).

Under Fangio's direction, the 49ers defense had four players named to the All-Pro team and four selected to the Pro Bowl. Justin Smith became the first player ever to be named First and Second-Team All-Pro at different positions in the same phase of the game (First-Team All-Pro at defensive tackle; Second-Team All-Pro at defensive end). Smith was also selected to his third consecutive Pro Bowl. CB Carlos Rogers, Whitner, Goldson, Ald. Smith, Bowman and Willis joined Justin Smith on the NFC Pro Bowl squad.

Fangio enters his 27th season coaching in the NFL, which includes 14 years of experience as a defensive coordinator for four NFL teams - Carolina (1995-98), Indianapolis Colts (1999-2001), Houston Texans (2002-05) and San Francisco (2011-12). As a defensive coordinator, prior to his stint with San Francisco, Fangio has directed defensive units that have led the NFL or ranked among the top three teams in seven or more major statistical categories.

Fangio was the defensive coordinator for Stanford in 2010, where he led one of the nation's top defenses. He was unanimously selected as college football's Defensive Coordinator of the Year by three different media entities.

The Cardinal defense made significant strides under Fangio's guidance, improving from a 90th ranked unit nationally in 2009 to a defense that ranked in the top-25 nationally in six major defensive categories in 2010. Stanford finished the year ranked 10th in scoring defense (17.4 points/game), 11th in sacks (36), 16th in passing defensive efficiency (112.79), 19th in rushing defense (120.8 yards/game), t-19th in interceptions (18) and 21st in total defense (322.8 yards/game). Within the Pac-10 Conference, the Cardinal improved from 8th to 1st in both scoring defense and sacks, while moving from 9th to 2nd in takeaways and yards allowed. In addition, Stanford posted three Pac-10 shutouts on the year; marking the first time ever the Cardinal had held opponents scoreless in three contests in a single season.

Prior to joining Stanford, Fangio served on the Baltimore Ravens coaching staff from 2006-09 as a special assistant to the head coach and linebackers coach. In his four seasons with Baltimore, the Ravens led the NFL in total defense in 2006, ranked second in 2008 and third in 2009.

Fangio spent the previous four seasons as the defensive coordinator of the Houston Texans (2002-05). His 2002 defense ranked eighth in the AFC overall and fourth in the conference in pass defense. The Texans scored three defensive touchdowns against the Pittsburgh Steelers at Heinz Field in Week 14 en route to a 24-6 victory.

In 2004, the Texans set a team record and ranked fifth in the NFL with 22 interceptions, five of which were returned for touchdowns. Houston did not allow a touchdown for 13 straight quarters from Week 13 to 16, posting the longest stretch by any team in the league that season.

Fangio served as the defensive coordinator of the Indianapolis Colts from 1999-2001. The Colts posted a 13-3 record in Fangio's first season after going just 6-26 the previous two years. Indianapolis won its first division title in 15 years, while the Colts defense improved from last to 15th under his guidance. The 2000 Colt defense tallied 42 sacks and made strides in all other statistical categories.

In 1995, Fangio was named defensive coordinator of the expansion Carolina Panthers. The Panthers tied for seventh in total defense and ranked sixth in scoring defense, 10th in rushing defense, fifth in takeaways and second in defensive passer rating in its inaugural season.

In 1996, the Panthers won the NFC West title and reached the NFC Championship game in just their second year of existence. The Panther defense allowed just 218 points on the year, ranking second in the NFL. Carolina also yielded just five touchdowns and 56 points in the second half of games for the entire season, breaking an NFL record set by the 1985 Chicago Bears that still stands today. The Panthers defense also led the NFL in sacks and 3rd down defense. Fangio's defense featured three All-Pro linebackers in Lamar Lathon, Sam Mills and Kevin Greene.

Fangio spent nine seasons as the linebackers coach of the New Orleans Saints, starting in 1986. In his second year, the Saints advanced to the playoffs for the first time in franchise history and came back the following year to finish with a 10-6 record. Fangio coached the vaunted "Dome Patrol," which included All-Pro linebackers Rickey Jackson, Pat Swilling, Sam Mills and Vaughan Johnson. The group was the only linebacking unit from one team voted to the Pro Bowl on the first ballot. That group was later voted the best linebacking unit in NFL history by NFL Network.

After attending East Stroudsburg University, Fangio began his coaching career in 1979 as the linebackers coach at his alma mater, Dunmore (PA) High School, and was later promoted to defensive coordinator in 1980. He spent 1982 as the defensive coordinator at Milford (CT.) Academy before landing his first collegiate coaching position at the University of North Carolina, where he served as a graduate assistant in 1983.

Following a one-year stay in Chapel Hill, Fangio spent the 1984 and 1985 seasons as a defensive assistant with the Philadelphia/Baltimore Stars of the USFL, helping the team to back-to-back league titles.

Fangio was inducted into the Northeast Pennsylvania Hall of Fame in 1993. Vic has a son, Christian, and a daughter, Cassie.

FANGIO'S BACKGROUND

<u>YEARS</u>	<u>COACHING BACKGROUND</u>	<u>HEAD COACH</u>
2011-current	Defensive Coordinator, San Francisco 49ers	Jim Harbaugh
2010	Defensive Coordinator, Stanford	Jim Harbaugh
2009	Special Assistant to Head Coach/Linebackers, Baltimore Ravens	John Harbaugh
2006-08	Special Assistant to Head Coach, Baltimore Ravens	John Harbaugh/Brian Billick
2002-05	Defensive Coordinator, Houston Texans	Dom Capers
1999-2001	Defensive Coordinator, Indianapolis Colts	Jim Mora
1995-98	Defensive Coordinator, Carolina Panthers	Dom Capers
1986-94	Linebackers, New Orleans Saints	Jim Mora
1984-85	Defensive Assistant, Philadelphia/Baltimore Stars	Jim Mora
1983	Graduate Assistant, North Carolina	Dick Crum
1982	Defensive Coordinator, Milford Academy	Vince Sinagra
1979-81	Defensive Coordinator/Linebackers, Dunmore HS	Jack Henzes



GREG ROMAN

OFFENSIVE COORDINATOR

16TH NFL SEASON // 3RD WITH 49ERS

Greg Roman is in his third year with the 49ers as the team's offensive coordinator.

The 2012 season displayed Roman's expertise and vast knowledge in various offensive systems as QB Colin Kaepernick transitioned into the starting role midway through the season. Roman added new wrinkles to the offense to capitalize on Kaepernick's multitude of talents, taking the league by storm en route to the team's first Super Bowl appearance since 1994. The offense ranked in the top half of the league in multiple offensive categories for the second consecutive season under Roman, including 4th in rushing yards per game (155.7), 10th in time of possession (30:49), 11th in total yards per game (377.6) and 11th in points per game (24.8). Including the postseason, the 49ers broke an NFL record by recording 100 rushes of 10+ yards, setting a new mark since the stat began being tracked in 1991.

As the 49ers captured their second consecutive NFC West title, the offense continued to display historical performances under Roman. Against the Buffalo Bills on October 7, 2012, the offense set the all-time franchise record with 621 total yards and became the only team in NFL history to rush for 300+ yards and pass for 300+ yards in the same game. In the NFC Divisional matchup vs. Green Bay, the 49ers set the franchise record for total yards in a playoff game with 579 yards. The 49ers sent three offensive players to the Pro Bowl – RB Frank Gore, LG Mike Lupati and LT Joe Staley, with Staley and Lupati also earning All-Pro honors.

Under Roman's direction in 2011, the 49ers notched a 13-3 record as the offense ranked in the NFL's top 10 in points per game (23.8 - tied for 10th), rushing yards per game (127.8 - 8th) and time of possession (32:04 - 4th). Additionally, the offense committed just 10 turnovers (5 fumbles, 5 interceptions), which ranks tied for first in NFL history for the fewest turnovers in a season, also setting a franchise record.

In Roman's first year with the 49ers, Gore was named to his third career Pro Bowl and surpassed Hall of Famer Joe "The Jet" Perry as the franchise's all-time leading rusher. QB Alex Smith flourished in Roman's system, setting career highs in completions (273), passing yards (3,144) and quarterback rating (90.7). Smith also set the franchise record for fewest interceptions thrown in a season (5).

TE Vernon Davis grew in the offense throughout the season. He took his game to the next level in the playoffs, registering 10 receptions for 292 yards and four touchdowns in two games. Davis became just the fifth player in the Super Bowl era to register at least two receiving touchdowns in consecutive postseason games in the same season. Staley also flourished under Roman, as he was named Second-Team All-Pro and was selected as a starter in his first career Pro Bowl.

In what marks his 16th season coaching in the NFL, Roman has been a member of the coaching staffs of the Carolina Panthers (1995-2001), Houston Texans (2002-03) and Baltimore Ravens

(2006-07). He also spent two seasons (2009-10) on Jim Harbaugh's coaching staff at Stanford.

Roman joined the Cardinal in 2009 as the running game coordinator, with position responsibilities of tight ends and offensive tackles. In 2010, he kept those responsibilities, but also added the duties of associate coach and assistant head coach of the offense.

During his time at Stanford, the Cardinal posted a 20-6 record, which was the best over a two-year span in the University's history. He mentored two Heisman runner-up candidates in QB Andrew Luck (2010) and RB Toby Gerhart (2009). Over those two seasons, the Cardinal allowed a total of 13 sacks on offense, which marked the fewest over that time span in the nation. Stanford allowed just seven sacks in 2009 and six sacks in 2010, ranking 2nd in the nation both years.

Roman oversaw a Cardinal offense in 2010 that ranked 9th nationally in points scored (40.3 points/game), 14th in total yards per game (472.5), 17th in rushing yards per game (213.8) and 1st in time of possession (34:34). Under his guidance, Stanford offense produced a school-record 524 points. Roman mentored a tight end trio of Coby Fleener, Konrad Reuland and Zach Ertz, who combined for a total of 833 receiving yards on 65 catches with 13 touchdowns.

A year prior, Roman's sophisticated blocking schemes and knowledge of the running game were major factors in the Cardinal amassing a single-season school record of 2,837 yards on the ground in 2009. At season's end, all five members of the offensive line garnered postseason honors, while Stanford's tight ends combined to catch 38 passes for 557 yards and four touchdowns.

Prior to arriving at Stanford, Roman served as the assistant offensive line coach for a Baltimore Ravens team that captured the 2006 AFC North Division title with a regular season mark of 13-3. He helped the Ravens improve to 17th in the NFL in total offense and 2nd in fewest sacks allowed with 17, setting a franchise record. Baltimore also led the NFL in time of possession and set team records for completion percentage (62.6%), third down conversions (96), fourth-down percentage (72.7%) and fewest turnovers (23). The offensive line helped quarterback Steve McNair set a team record for pass completion percentage (63.0%) and most passes without an interception (162). In addition, left tackle Jonathan Ogden was voted to his 10th-straight Pro Bowl.

Prior to joining the staff in Baltimore, Roman enjoyed a four-year coaching stint with the Houston Texans, serving as the team's tight ends (2002-03) and quarterbacks coach (2004-05). As tight ends coach, Roman tutored Billy Miller, who led the Texans with 91 receptions over two seasons. He also guided former 2002 NFL first round draft pick David Carr, who had his best season under Roman in 2004 when he passed for 3,531 yards and an 83.1 quarterback rating.

Roman launched his coaching career with the Carolina Panthers in 1995, the team's inaugural season in the NFL, when he was named the strength and conditioning assistant/defensive quality control coach, while also working with the defensive backs and the linebackers. In 1996, the Panthers set a NFL record for most wins by an expansion team, as Carolina won the NFC West crown and advanced to the NFC Championship game. He then moved to the offensive side of the ball as Carolina's offensive quality control coach for two seasons (1997-98) before assuming the role of offensive assistant for the 1999 and 2000 campaigns. As the team's offensive assistant, he worked with both the run-and-pass game strategy and implementation, helping the Panthers finish 2nd in the NFL in passing offense and 5th in yards

per rush. Roman worked as the team's assistant offensive line coach in his final season with the Panthers in 2001.

A three-year letter-winner and two-year starting defensive lineman at John Carroll University from 1990-93, Roman earned All-Ohio Conference honorable mention honors following his senior season. He also helped the Blue Streaks capture a share of the OAC championship.

During his junior year at John Carroll, Roman participated in Project H.O.P.E. (Helping Others Through Physical Education) which aids the developmentally disabled in northeast Ohio.

A native of Ventnor, N.J. and a graduate of Holy Spirit High School, Greg and his wife, Dana, have three children, Connor, Gregory and Emily Grace.

ROMAN'S BACKGROUND

<u>YEARS</u>	<u>COACHING BACKGROUND</u>	<u>HEAD COACH</u>
2011-current	Offensive Coordinator, San Francisco 49ers	Jim Harbaugh
2010	Associate Head Coach/Asst. Head Coach Offense/TEs/Offensive Tackles, Stanford	Jim Harbaugh
2009	Tight Ends/Offensive Tackles/Running Game Coordinator, Stanford	Jim Harbaugh
2006-07	Assistant Offensive Line, Baltimore Ravens	Brian Billick
2004-05	Quarterbacks, Houston Texans	Dom Capers
2002-03	Tight Ends, Houston Texans	Dom Capers
2001	Assistant Offensive Line, Carolina Panthers	George Seifert
1999-2000	Offensive Assistant, Carolina Panthers	George Seifert
1997-98	Offensive Quality Control, Carolina Panthers	Dom Capers
1996	Defensive Assistant, Carolina Panthers	Dom Capers
1995	Defensive Quality Control/Strength & Conditioning Assistant, Carolina Panthers	Dom Capers
1990-93	*Defensive Lineman, John Carroll University	Tony DeCarlo

* Player



GEEP CHRYST

QUARTERBACKS

21ST NFL SEASON // 3RD WITH 49ERS

Geep Chryst is in his third season with the 49ers as the team's quarterbacks coach.

Chryst has played a significant role in the development of QBs Colin Kaepernick and Alex Smith over the past two seasons. In Week 11 of the 2012, Kaepernick took over the reins of the offense from Smith and helped propel the 49ers offense to Super Bowl XLVII, adding a fresh, explosive element to the unit. Chryst's QB duo of Kaepernick and Smith, tied for the fewest interceptions in the NFL (8), ranked 4th in QB rating (101.2), and 4th in completion percentage (66.3).

In 2011, Chryst helped guide Smith to his best NFL season, setting career highs in passing yards (3,144), completions (273), and passer rating (90.7). He also set the franchise record for fewest interceptions thrown in a single-season with just five. Smith's five interceptions are tied for third in NFL history (min. 400 atts.) and his interception percentage of 1.1 also ranks third in NFL history (min. 400 atts.). Most importantly, he posted a 14-4 overall record as the starter, in 2011.

With over 20 years of coaching experience, including 19 years in the NFL, Chryst most recently served as the tight ends/offensive quality control coach for the Carolina Panthers (2006-10). In 2009, Chryst was part of an offensive coaching staff that helped the Panthers become the first team in the history of the NFL to garner two running backs with more than 1,100 yards rushing in the same season. His tight end unit also posted the most productive receiving season for Panthers tight ends in a decade that year.

Before joining Carolina in 2006, Chryst served as the Arizona Cardinals quarterbacks coach (2001-03) and San Diego Chargers offensive coordinator/quarterbacks coach (1999-2000). Chryst implemented the no-huddle offense in San Diego in 1999, which led to Harbaugh enjoying the second-highest passing output (2,761 passing yards) of his 15-year career. The Chargers also completed the most passes (332) in 13 years with Chryst directing the offense and Harbaugh became the first quarterback in team history since Hall of Famer Dan Fouts to pass for 400 yards in a game, that year.

Chryst spent three seasons with the Cardinals, serving as the team's tight ends coach from 1996-97 before becoming the quarterbacks coach in 1998. He began his NFL coaching career with the Chicago Bears in 1991 as the director of research/quality control, a position he held until 1995. In the spring of 1992, Chryst, after being out of uniform for eight years, took a 15-day hiatus from the Bears to long snap in three playoff games for the short-handed Orlando Thunder of the World League. Interestingly, he had made his professional coaching debut with the Thunder in 1991, serving as the wide receivers/running backs coach.

Chryst began his coaching career at University of Wisconsin-Platteville in 1987 before moving over to the University of Wisconsin-Madison in 1988. Chryst then spent two years at the University of Wyoming, serving as the offensive line coach in 1989 and the quarterbacks coach in 1990.

A three-year starter at linebacker for Princeton University, Chryst also played baseball for two seasons for the Tigers. He earned a bachelor's degree in history from Princeton as well as a master's degree in educational administration from the University of Wisconsin.

CHRYST'S BACKGROUND

<u>YEARS</u>	<u>COACHING BACKGROUND</u>	<u>HEAD COACH</u>
2011-current	Quarterbacks, San Francisco 49ers	Jim Harbaugh
2006-10	Tight Ends/Offensive Quality Control, Carolina Panthers	John Fox
2001-03	Quarterbacks, Arizona Cardinals	Dave McGinnis
1999-2000	Offensive Coordinator/Quarterbacks, San Diego Chargers	Mike Riley
1998	Quarterbacks, Arizona Cardinals	Vince Tobin
1996-97	Tight Ends, Arizona Cardinals	Vince Tobin
1991-95	Director of Research/Quality Control, Chicago Bears	Dave Wannstedt/Mike Ditka
1992	*Tight End/Longsnapper, Orlando Thunder (World League)	Galen Hall
1991	Wide Receivers/Running Backs, Orlando Thunder (World League)	Don Matthews
1990	Quarterbacks, University of Wyoming	Paul Roach
1989	Offensive Line, University of Wyoming	Paul Roach
1988	Graduate Assistant, University of Wisconsin	Don Morton
1987	Quarterbacks, University of Wisconsin-Platteville	George Chryst
1981-84	*Linebacker, Princeton University	Frank Navarro

*Player



RONALD CURRY

OFFENSIVE ASSISTANT

1ST NFL SEASON // 1ST WITH 49ERS

Ronald Curry is in his first season as an NFL coach as the 49ers offensive assistant, following a seven-year career playing wide receiver for the Oakland Raiders (2002-08). Although Curry is an NFL coaching rookie, he has the experience of studying under Hall of Famers Fred Biletnikoff (2003-06) and James Lofton (2008).

Originally drafted in the 7th round from the University of North Carolina, Curry played in 76 games (32 starts) and registered 193 receptions for 2,347 yards and 13 touchdowns for the Raiders. He is reunited with 49ers head coach Jim Harbaugh, who was an offensive assistant on the Raiders staff from 2002-03, and 49ers wide receivers coach John Morton, who held the same position with the Raiders in 2002.

Prior to joining the 49ers staff, Curry spent three years at Morresville Christian Academy in Mooresville, NC, as athletic director and head football coach.

A native of Hampton, VA, Curry was an All-American in football and basketball in high school. At UNC, he also played on the basketball team for two seasons with Bears DE Julius Peppers. Curry and his wife Stacie, have three children: Raley, Emery and Carter.

CURRY'S BACKGROUND

<u>YEARS</u>	<u>COACHING BACKGROUND</u>	<u>HEAD COACH</u>
2013-current	Offensive Assistant, San Francisco 49ers	Jim Harbaugh
2010-2012	Athletic Director and Head Football Coach, Mooresville (NC) High School	---
2002-08	*Wide Receiver, Oakland Raiders	Bill Callahan/Norv Turner Art Shell/Lane Kiffin/ Tom Cable

*Player



REGGIE DAVIS

TIGHT ENDS

3RD NFL SEASON // 3RD WITH 49ERS

A former NFL tight end, Reggie Davis is in his third season as tight ends coach for the 49ers.

Davis continued to get the most out of his tight ends during the 2012 season in all phases of the game. TE Vernon Davis ranked 3rd in the NFL averaging 13.2 yards per reception during the regular season, and continued his dominance in the postseason by tying the Super Bowl record for receiving yards by a tight end (104 yards). Davis also registered his 4th-career 100-yard receiving game in the postseason, which is tied for first in NFL history among tight ends.

In 2011, the 49ers tight ends served as valuable weapons and accounted for 87 receptions for 1,009 yards and nine touchdowns, including a team-leading six by Davis. In the 49ers two play-off games, Davis notched 10 receptions for 292 yards and four touchdowns. His 292 receiving yards are the most in NFL history by a tight end in their first two postseason games. He became just the fifth player in the Super Bowl era to register at least two touchdowns in consecutive postseason games in the same season.

Davis previously played alongside, and coached under, 49ers head coach Jim Harbaugh, while with the San Diego Chargers and at the University of San Diego, respectively.

Davis spent the previous three years prior to joining the 49ers as the running backs coach at Oregon State University. Under his tutelage, RB Jacquizz Rodgers became the first freshman in the history of the Pac-10 Conference to earn its Offensive MVP award in 2008, after rushing for 1,253 yards and earning All-America honors for his efforts.

Prior to joining the Beavers in 2008, Davis was the running backs coach at the University of Nevada-Las Vegas from 2005-07. In 2004, he served on Harbaugh's San Diego coaching staff, tutoring the tight ends and assisting with special teams. From 2001-04, he worked as a speed and strength coach for Play Fast Athletics in San Diego.

A University of Washington standout, Davis went on to play two seasons alongside Harbaugh as a Charger (1999-2000), appearing in 26 games (three starts).

A native of Long Beach, CA, Davis holds a degree in sociology. He and his wife Jennifer have five children, a daughter, Kayla, and two sets of twins, DeSean and Jalen, and Jordan and Tyson.

DAVIS' BACKGROUND

<u>YEARS</u>	<u>COACHING BACKGROUND</u>	<u>HEAD COACH</u>
2011-current	Tight Ends, San Francisco 49ers	Jim Harbaugh
2008-10	Running Backs, Oregon State	Mike Riley
2005-07	Running Backs, UNLV	Mike Sanford
2004	Tight Ends, University of San Diego	Jim Harbaugh
1999-2000	*Tight End, San Diego Chargers	Mike Riley
1994-98	*Tight End/Linebackers, University of Washington	Jim Lambright

*Player



ED DONATELL

SECONDARY

23RD NFL SEASON // 3RD WITH 49ERS

Ed Donatell is in his third season with the 49ers as the team's secondary coach.

Working with assistant secondary coach Greg Jackson, Donatell helped guide the 49ers to the best pass defense in the NFC and the fourth-best in the NFL, in 2012, allowing just 200.2 yards per game. That total is the lowest given up by the 49ers since 1997 (165.4 yards per game). The 49ers secondary also boasted two Pro Bowl selections (S Donte Whitner and S Dashon Goldson) and a First-Team All-Pro (Goldson).

In 2011, the 49ers secondary tallied 22 interceptions, which ranked second among all NFL secondaries. Goldson and CB Carlos Rogers each recorded a career-high six interceptions, and were both selected to the Pro Bowl for the first time in their careers. Rogers was named a starter in Hawaii, while also being selected Second-Team All-Pro. The defense finished the season ranked fourth in the NFL in percentage of pass attempts intercepted (3.9).

With over three decades of coaching experience, including 22 years in the NFL, Donatell has worked with several of the most highly regarded defensive backs in pro football history, including Ronnie Lott, Steve Atwater, LeRoy Butler, Darren Sharper, Ty Law, Lawyer Milloy, Champ Bailey and Brian Dawkins.

Donatell most recently served as the secondary coach with the Denver Broncos from 2009-10. Over the course of two seasons with the Broncos, the team ranked seventh in the NFL in opponent completion percentage (58.8) and ninth in passing yards per game (223.7).

Prior to working as the defensive coordinator for the University of Washington in 2008 and a special assistant for the New York Jets in 2007, Donatell served as the defensive coordinator for the Atlanta Falcons from 2004-06.

In his first season with Atlanta in 2004, the Falcons advanced to the NFC Championship Game and led the NFL in sacks (48) for the first time in club history. During his final year as the Falcons defensive coordinator in 2006, the club led the NFL in third-down percentage (30.2), while ranking sixth in the league in yards per carry allowed (3.8).

Donatell spent four seasons as Green Bay's defensive coordinator (2000-03), helping the Packers lead the NFL with 116 takeaways from 2001 to 2003. Green Bay advanced to the playoffs during each of those three seasons, including the 2001 and 2002 campaigns when they won the NFC North title. In 2002, Donatell's defense set a Green Bay record with 52 sacks and led the NFL with 45 takeaways. That year, Sharper earned his second Pro Bowl selection under Donatell after tying for the NFC lead among safeties with seven interceptions.

In Donatell's first stint with the Broncos (1995-99) he served as the team's secondary coach and won back-to-back Super Bowls in 1998 and 1999. The Broncos ranked seventh in the league in both passing yards per game (199.6) and passing yards per attempt allowed (6.5), en route to earning three playoff berths under Donatell. The Broncos also ranked in the top 10 against the pass in four of Donatell's five seasons as defensive backs coach.

Donatell made his NFL coaching debut as the secondary coach with the New York Jets from 1990-94, where he worked with Lott in the final two seasons of his career.

Prior to making the jump to the NFL, Donatell spent 11 seasons in the collegiate ranks. He served as the defensive backs coach at Cal State Fullerton (1989), the University of Idaho (1986-88) and the University of Pacific (1983-85). He also was a graduate assistant at the University of Washington (1981-82) and Kent State (1979-80).

An all-conference defensive back, team captain and four-year letter winner at Glenville State (WV) University, Donatell received a bachelor's degree in physical education in 1979. He went on to earn a master's degree in administration from Kent State in 1981. A native of Stow, OH, Donatell is married to his wife Shari, and the couple has three children, Brenna, Thomas and Steven.

DONATELL'S BACKGROUND

<u>YEARS</u>	<u>COACHING BACKGROUND</u>	<u>HEAD COACH</u>
2011-current	Secondary, San Francisco 49ers	Jim Harbaugh
2009-10	Secondary, Denver Broncos	Eric Stutesville/Josh McDaniels
2008	Defensive Coordinator, University of Washington	Tyrone Willingham
2007	Special Assistant, New York Jets	Eric Mangini
2004-06	Defensive Coordinator, Atlanta Falcons	Jim Mora
2000-03	Defensive Coordinator, Green Bay Packers	Mike Sherman
1995-99	Defensive Backs, Denver Broncos	Mike Shanahan
1990-94	Defensive Backs, New York Jets	Pete Carroll/Bruce Coslet
1989	Defensive Backs, Cal State Fullerton	Gene Murphy
1986-88	Defensive Backs, University of Idaho	Keith Gilbertson
1983-85	Defensive Backs, University of Pacific	Bob Cope
1981-82	Graduate Assistant, University of Washington	Don James
1979-80	Graduate Assistant, Kent State	Ron Blackledge



TIM DREVNO

OFFENSIVE LINE

3RD NFL SEASON // 3RD WITH 49ERS

With an extensive collegiate coaching background that spans two decades, Tim Drevno is in his third NFL season as the 49ers offensive line coach. In his role, he works alongside fellow offensive line coach, Mike Solari.

In 2012, Drevno and Solari directed an offensive line that many regarded as the best in the NFL. The O-line was named John Madden's most Valuable Protectors for the 2012 season, and the 49ers were one of just three teams to have the same starting five offensive line for every game. All five starting linemen were selected to the Pro Bowl (G Mike Iupati and T Joe Staley as starters; C Jonathan Goodwin, G Alex Boone and T Anthony Davis as alternates). Additionally, Iupati was selected First-Team All-Pro, while Staley was named to the Second-Team.

The 49ers offensive line helped pave the way for RB Frank Gore as he became the franchise's all-time leading rusher in 2011. Members of the offensive line were also honored as Staley was named Second-Team All-Pro and was selected to his first career Pro Bowl, while Iupati and Goodwin were selected as alternates.

Prior to joining the 49ers, Drevno served as a member of Jim Harbaugh's coaching staff at Stanford from 2007-10. Over the course of his final two seasons with the Cardinal, Drevno coached a Stanford offensive line that allowed just 13 sacks during that span, ranking 2nd in the nation in both 2009 (7) and 2010 (6). In addition, the Cardinal offensive line led the way for a ground game that set a school record with 2,837 rushing yards (11th nationally – 218.2 yards/game) in 2009, followed by 2,779 yards in 2010.

Drevno mentored center Chase Beeler, who earned first-team All-American AFCA, AP and Sporting News, and second-team Walter Camp All-America in 2010. A year prior, all five members of the offensive line garnered postseason honors following the 2009 season. Prior to taking over the Cardinal offensive line in 2009, Drevno served as tight ends coach from 2007-08.

Prior to his arrival at Stanford, Drevno was the offensive coordinator and offensive line coach at the University of San Diego (2003-06). The Toreros won back-to-back NCAA Division I-AA Mid-Major national titles and Pioneer League championships in 2005 and 2006. Under his direction as offensive coordinator, the Toreros led the nation in total offense twice, finished 3rd once and 9th on the other occasion.

The 2006 San Diego squad that finished 11-1 overall led all NCAA Division I-AA teams in passing offense (293.3 yards/game), total offense (494.25 yards/game) and scoring offense (42.83 points/game). Quarterback Josh Johnson was one of four offensive All-Americans on the team and led all NCAA Division I-AA quarterbacks in passing yards (3,320), passing efficiency (169.0), touchdown passes (34), and total offense (336.7 ypg). He also posted 721 yards and 11 touchdowns rushing and one touchdown receiving. Johnson went on to be selected by the Tampa Bay Buccaneers in the fifth round of the NFL draft in 2008.

San Diego set numerous offensive school records in 2005, including points per game (42.6) and total offense (485.2 yards/game). In 2004, the Torero offense averaged 432.4 yards of total offense per game to rank 9th in the nation. The Toreros were also 11th in scoring offense (36.1 points/game) and 12th in passing offense (275.4 yards/game). Drevno directed USD's West Coast offense to 483.3 yards per game to lead the nation and a Pioneer Football League best 39.9 points per game in 2003, when the squad finished 8-2 and was co-champs of the Pioneer Football League's North Division.

Drevno was the offensive line coach at Idaho for three seasons (2000-02) prior to joining the USD staff. The Vandal offense ranked 6th in the nation in 2001 and 8th in 2000. He coached three NFL players while at Idaho, including Jake Scott, Rick Demulling and Patrick Venzke.

Prior to his tenure at Idaho, Drevno's previous coaching stops included San Jose State (offensive line - 1999), UNLV (running backs - 1998) and Montana State (tight ends - 1993-95; running backs 1996-97).

Drevno began his collegiate playing career at El Camino College, where he helped lead his club to a national title in 1987 and earned All-Mission League honors the following season. He then went on to start on the Cal State Fullerton offensive line for two seasons. Drevno was an all-league player at South Torrance High School.

Drevno earned his bachelor's degree in criminal justice from Cal State-Fullerton in 1992. Tim and his wife Shannon are the parents of three children, McKenna, Zachary and Baylee.

DREVNO'S BACKGROUND

<u>YEARS</u>	<u>COACHING BACKGROUND</u>	<u>HEAD COACH</u>
2011-current	Offensive Line, San Francisco 49ers	Jim Harbaugh
2009-10	Offensive Line, Stanford	Jim Harbaugh
2007-08	Tight Ends, Stanford	Jim Harbaugh
2003-06	Offensive Coordinator/Offensive Line, University of San Diego	Kevin McGarry/Jim Harbaugh
2000-02	Offensive Line, Idaho	Tom Cable
1999	Offensive Line, San Jose State	Dave Baldwin
1998	Running Backs, UNLV	Jeff Horton
1996-97	Running Backs, Montana State	Cliff Hysell
1993-95	Tight Ends, Montana State	Cliff Hysell
1991-92	Graduate Student, Cal State Fullerton	Gene Murphy
1989-91	*Offensive Lineman, Cal State Fullerton	Gene Murphy
1987-88	*Offensive Lineman, El Camino College	John Featherstone

*Player



EJIRO EVERO

OFFENSIVE ASSISTANT

6TH NFL SEASON // 3RD WITH 49ERS

Ejiro Evero (eeh-JEE-row EV-uh-row) is in his third season with the 49ers. After joining the team in 2011 as a quality control coach, he was named offensive assistant in 2012. Prior to coming to the Bay Area, Evero spent the 2010 season at the University of Redlands as the special teams coordinator and safeties coach.

Prior to his stint with the Bulldogs, he spent three seasons with the Tampa Bay Buccaneers (2007-09) as the defensive quality control coach. In his first year with the Bucs, Evero was part of a defensive unit that ranked second in the NFL in total defense (278.4 ypg) and first in pass defense (170.5 ypg). The following year in 2008, he helped the defense finish in the top 10 in total defense for a second consecutive season, ranking ninth in the NFL by allowing only 306.1 yards per game.

Before joining Tampa Bay, Evero spent two seasons (2005-06) as an assistant coach at the University of California-Davis where he helped the Aggies to the Great West Conference Championship in 2005. In 2004, he was a football intern at UC-Davis, while also serving as an assistant coach for the Davis High School junior varsity squad.

Evero was a four-year letterman at UC-Davis, starting at safety for three seasons. A two-time captain for the Aggies, he was twice named a Division II All-American (2002-03). Following his college career in 2004, he signed with the Oakland Raiders as an undrafted free agent.

Evero completed his Masters of Business Administration from National University, in 2006.

EVERO'S BACKGROUND

<u>YEARS</u>	<u>COACHING BACKGROUND</u>	<u>HEAD COACH</u>
2012	Offensive Assistant, San Francisco 49ers	Jim Harbaugh
2011	Quality Control, San Francisco 49ers	Jim Harbaugh
2010	Special Teams Coordinator/Safeties, University of Redlands	Mike Maynard
2007-09	Defensive Quality Control, Tampa Bay Buccaneers	Raheem Morris/Jon Gruden
2005-06	Assistant Coach, University of California-Davis	Bob Biggs
2000-03	*Safety, University of California-Davis	Bob Biggs

*Player



PETER HANSEN

DEFENSIVE ASSISTANT/OUTSIDE LINEBACKERS

3RD NFL SEASON // 3RD WITH 49ERS

Peter Hansen is in his third season with the 49ers. In 2013, he was named defensive assistant/outside linebackers coach, after originally joining the 49ers as a defensive assistant/quality control coach, in 2011.

Hansen spent the two years prior to joining the 49ers as a defensive assistant on the Stanford Cardinal coaching staff, working closely with 49ers defensive coordinator Vic Fangio in film breakdown, scouting reports and practice preparation. He had previously served as a strength and conditioning intern for the Cardinal, in 2008.

As an assistant coach at Palo Alto High School for four seasons (2004-07), Hansen worked primarily with the Vikings tight ends and defensive ends. He also served as the team's defensive coordinator during the 2006 and 2007 campaigns.

A two-sport athlete at the University of Arizona, Hansen majored in economics and played both football and basketball. He blocked seven field goals and point after attempts during his career, and earned second team all-conference honors as a special teams performer, in 2000. Hansen was a member of the Wildcats basketball team during the 1999-2000 and 2001-02 seasons.

Hansen played professional football for the Cannes Iron Mask in Cannes, France, in 2003, and later played professional basketball for Club Falcon in Copenhagen, Denmark, during the 2003-04 season.

A Palo Alto native, Hansen attended Palo Alto High School where he played for his father, Earl, the long-time football coach at the school.

HANSEN'S BACKGROUND

<u>YEARS</u>	<u>COACHING BACKGROUND</u>	<u>HEAD COACH</u>
2013-current	Defensive Assistant/Outside Linebackers, San Francisco 49ers	Jim Harbaugh
2011-12	Defensive Assistant/Quality Control, San Francisco 49ers	Jim Harbaugh
2009-10	Defensive Assistant, Stanford	Jim Harbaugh
2008	Strength and Conditioning Intern, Stanford	Jim Harbaugh
2006-07	Defensive Coordinator, Palo Alto High School	Earl Hansen
2004-05	Assistant Coach, Palo Alto High School	Earl Hansen
2003	*Tight End/Defensive End, Cannes Iron Mask (France)	Enver Ramovic
1997-2001	*Tight End/Quarterback, University of Arizona	Dick Tomey/John Mackovic

*Player



GREG JACKSON

ASSISTANT SECONDARY

3RD NFL SEASON // 3RD WITH 49ERS

Greg Jackson is in his third season as secondary coach for the 49ers.

Working alongside secondary coach Ed Donatell, Jackson helped guide the 49ers to the best pass defense in the NFC and the fourth-best in the NFL, in 2012, allowing just 200.2 yards per game. That total is the lowest given up by the 49ers since 1997 (165.4 yards per game). The 49ers secondary also boasted two Pro Bowl selections (S Donte Whitner and S Dashon Goldson) and a First-Team All-Pro (Goldson).

In 2011, the 49ers secondary tallied 22 interceptions, which ranked second among all NFL secondaries. Goldson and CB Carlos Rogers each recorded a career-high six interceptions, and were both selected to the Pro Bowl for the first time in their careers. Rogers was named a starter in Hawaii, while also being selected Second-Team All-Pro. The defense finished the season ranked fourth in the NFL in percentage of pass attempts intercepted (3.9).

Jackson joined San Francisco after having spent eight years coaching in the collegiate ranks. In 2010, he was the nickel back/assistant linebackers coach for a University of Wisconsin team that finished the year ranked seventh in the nation with an 11-2 record.

Prior to joining the Badgers, Jackson coached at Tulane University, serving as the linebackers/kickoff team coach (2009), the safeties/kickoff team coach (2008) and the defensive backs coach (2007). Jackson spent three seasons as the defensive backs coach at Louisiana-Monroe (2004-06), where he coached All-Sun Belt Conference defensive back Chris Harris, who led the country with seven interceptions, in 2004. He also spent one year as the defensive backs coach for the University of Idaho (2003).

Jackson enjoyed a 12-year career as a NFL safety. He originally entered the league as a third-round draft choice of the New York Giants in 1989, with whom he played until 1993. Jackson then went on to play for the Philadelphia Eagles (1994-95), New Orleans Saints (1996) and San Diego Chargers (1997-2000). He was a teammate of 49ers head coach Jim Harbaugh during his final two years with the Chargers. In his career, Jackson played in 168 games (129 starts) and registered 32 interceptions.

Jackson enjoyed a productive collegiate career at LSU from 1985-88, helping the Tigers to a combined 36-10-2 record over that span. LSU won the Southeastern Conference championships in 1986 and 1988, and played in bowl game every year.

Jackson, a safety, was a first-team All-American in 1988, leading the nation with seven interceptions. His 219 interception return yards is the second-highest single-season total in SEC history.

A native of Miami, FL, Jackson earned a bachelor's degree in communications broadcasting from Fairleigh Dickinson University, in 2004.

Jackson and his wife, Dina, have two children, Greg Jr. and Jayden, while his oldest son, Jamal, is a football student-athlete at Appalachian State University.

JACKSON'S BACKGROUND

<u>YEARS</u>	<u>COACHING BACKGROUND</u>	<u>HEAD COACH</u>
2011-current	Assistant Secondary, San Francisco 49ers	Jim Harbaugh
2010	Nickel Back/Assistant Linebackers, Wisconsin	Bret Bielema
2009	Linebackers/Kickoff Team, Tulane	Bob Toledo
2008	Safeties/Kickoff Team, Tulane	Bob Toledo
2007	Defensive Backs, Tulane	Bob Toledo
2004-06	Defensive Backs, Louisiana-Monroe	Charlie Weatherbie
2003	Defensive Backs, Idaho	Tom Cable
1997-2000	*Safety, San Diego Chargers	Mike Riley/Kevin Gilbride/June Jones
1996	*Safety, New Orleans Saints	Jim Mora
1994-95	*Safety, Philadelphia Eagles	Ray Rhodes/Rich Kotite
1989-93	*Safety, New York Giants	Dan Reeves/Ray Handley/Bill Parcells
1985-88	*Safety, LSU	Mike Archer/Bill Arnsparger

*Player



JIM LEAVITT

LINEBACKERS

3RD NFL SEASON // 3RD WITH 49ERS

With over 30 years of coaching experience in the collegiate ranks, Jim Leavitt is now in his third season as the linebackers coach for the 49ers.

In 2012, Leavitt oversaw a linebacking corps that featured two, First-Team All-Pro middle linebackers in LB Patrick Willis and LB NaVorro Bowman. Both Willis (starter) and Bowman were also selected to the Pro Bowl. Bowman led the team with a career-high 183 tackles and Willis added 171 tackles.

In his first season in San Francisco, Leavitt's unit featured two, First-Team All-Pro selections in Willis and Bowman. Bowman, in his first year as a starter, led the team with 173 tackles, while adding two sacks and two fumble recoveries. Willis ranked second on the team with 121 tackles and set career-highs with four forced fumbles, two fumble recoveries and 12 passes defended. The 49ers also ranked first in the NFL in run defense, in 2011.

Prior to joining San Francisco, Leavitt was the head coach at the University of South Florida, a position he held since the program's inception in 1995. In 13 seasons, he led the Bulls to a 95-57 record.

The program began play in 1997 at the division I-AA level and immediate success propelled the Bulls to a national ranking for 24 consecutive weeks. In 2001, South Florida became a Division I-A independent before moving to Conference USA, in 2003. Leavitt's continued success helped South Florida move into the Big East prior to the 2005 season. That year, Leavitt led the Bulls to their first ever Bowl appearance.

Since becoming a member of the Big East Conference in 2005, Leavitt led the Bulls to a 40-24 record, including five consecutive Bowl appearances, posting a 3-2 record in those games. South Florida's ascension into the top 25 from entry into I-A/FCS was the fastest in NCAA history, surpassing Boise State's rise by a mere seven weeks. The Bulls achieved another record on

September 30, 2007, when they became the fastest program of the modern era to reach the top 10, landing at No. 6 in the AP Poll and No. 9 in the Coaches' Poll. On October 14, 2007, South Florida received its first ever BCS ranking as the No. 2 team in the nation behind only the Ohio State Buckeyes. That week, the team was also ranked No. 2 in the AP Poll and No. 3 in both the Coaches' and the Harris Interactive Poll.

Prior to becoming the head coach at South Florida, Leavitt worked under legendary coach Bill Snyder at Kansas State from 1990-95. Leavitt served as the linebackers coach for two seasons before becoming the defensive coordinator. He was instrumental in building a Wildcat defense that improved from 93rd in the nation in 1993 to the number one ranked unit in 1995.

His coaching career began as a graduate assistant at the University of Missouri (1978-79). Leavitt followed that by serving as the defensive coordinator at the University of Dubuque (IA) from 1980-81. He then spent five seasons at Morning Side College (IA), working as the special teams coordinator for one year before being named the defensive coordinator in 1983.

In 1988, Leavitt turned his attention towards obtaining his PhD in psychology from the University of Iowa, an endeavor he had been pursuing sporadically since 1982. By 1989, Leavitt simply needed to complete his dissertation when Iowa head coach Hayden Fry offered him a graduate position. With the coaching bug in his blood, Leavitt jumped at the opportunity and was able to fast track his coaching career in I-A football. Following the '89 season, Leavitt was named to Bill Snyder's staff at Kansas State.

A native of Harlingen, TX, Leavitt is married to his wife, Jody, and the couple has two daughters, Sofia and Isabella. Leavitt also has another daughter, Deandra.

LEAVITT'S BACKGROUND

<u>YEARS</u>	<u>COACHING BACKGROUND</u>	<u>HEAD COACH</u>
2011-current	Linebackers, San Francisco 49ers	Jim Harbaugh
1995-2009	Head Coach, University of South Florida	---
1992-95	Defensive Coordinator, Kansas State University	Bill Snyder
1990-91	Linebackers, Kansas State University	Bill Snyder
1989	Graduate Assistant, University of Iowa	Hayden Fry
1988	Academic Internship, University of Iowa	Hayden Fry
1983-87	Defensive Coordinator, Morning Side College	Erv Mondt
1982	Special Teams Coordinator, Morning Side College	Tim McGuire
1980-81	Defensive Coordinator, University of Dubuque	Don Birmingham
1978-79	Graduate Assistant, University of Missouri	Warren Powers



ERIC MANGINI

SENIOR OFFENSIVE CONSULTANT

17TH NFL SEASON // 1ST WITH 49ERS

Eric Mangini is in his first season with the 49ers after being named the team's senior offensive consultant on June 4, 2013.

Mangini brings with him a wealth of football coaching experience, including stints as a head coach with the Cleveland Browns (2009-10) and New York Jets (2006-08). In his 16 years as an NFL coach, he has been a part of six teams that qualified for the playoffs, including five division titles and three Lombardi trophies. Prior to joining the 49ers, Mangini worked as an NFL analyst at ESPN since 2011.

As a NFL rookie head coach with the New York Jets in 2006, Mangini took a team that went 4-12 the previous season and directed it to a 10-6 regular season record and a playoff appearance. He was later recognized as AFC Coach of the Year by the Kansas City Committee of 101. Eight different Jets earned Pro Bowl honors over the three years that Mangini was head coach. Of the eight, three were drafted in Mangini's first two seasons with the team (C Nick Mangold, CB Darrelle Revis and KR Leon Washington), while four others (DT Kris Jenkins, QB Brett Favre, RB Thomas Jones and G Alan Faneca) were acquired while he was the head coach.

Prior to being named head coach of the Jets, Mangini spent six seasons with the New England Patriots as their defensive backs coach (2000-04) and defensive coordinator (2005), where he was part of three Super Bowl Championships. In Mangini's five seasons in charge of the team's secondary, the unit earned five Pro Bowl selections and evolved into one of the NFL's most successful defensive backfields. The Patriots recorded 99 interceptions from 2000-04, the fifth-highest total in the NFL over that span. Their 14 interception returns for touchdowns in those five seasons tied with Tampa Bay for the most in the NFL.

Mangini served as a defensive assistant with the Jets from 1997-99, after spending 1996 as an offensive assistant with the Baltimore Ravens. He began his NFL coaching career with the Browns as a coaches' assistant in 1995, after serving as a ball boy and public relations intern with the team the previous year.

A native of Hartford, CT, Mangini played collegiately at Wesleyan University, and graduated with a degree in political science. A nose tackle on the football team, Mangini still holds school records for single-season (11.5) and career (36.5) sacks.

A true philanthropist, Mangini has had a hand in helping out his community everywhere he has coached. In 2002, he along with his brother, Kyle, founded the Carmine & Frank Mangini (CFM) Foundation to benefit under-resourced children. Funds from the foundation are put towards computer scholarships for students and mini grants for teachers and coaches to pursue projects that may be beyond their current budget.

During his time in New York, Mangini hosted the Charity Bowl at Chelsea Piers in New York City in May of 2007 and then again in 2008. The proceeds benefited non-profit organizations committed to providing athletic and academic opportunities to deserving children.

The Mangini's have also been involved with many other charitable endeavors, including the Big Brothers Big Sisters of Northeast Ohio and the Adopt-A Family Program through The Littlest Heroes.

He and his wife, Julie, have three sons, Jake, Luke and Zack.

MANGINI'S BACKGROUND

<u>YEARS</u>	<u>COACHING BACKGROUND</u>	<u>HEAD COACH</u>
2013-current	Senior Offensive Consultant, San Francisco 49ers	Jim Harbaugh
2009-10	Head Coach, Cleveland Browns	---
2006-08	Head Coach, New York Jets	---
2005	Defensive Coordinator, New England Patriots	Bill Belichick
2000-04	Defensive Backs, New England Patriots	Bill Belichick
1997-99	Defensive Assistant/Quality Control, New York Jets	Bill Parcells
1996	Offensive Assistant/Quality Control, Baltimore Ravens	Ted Marchibroda
1995	Coaches Assistant, Cleveland Browns	Bill Belichick
1989-90, 92-93	*Nose Tackle, Wesleyan University	

*Player



JOHN MORTON

WIDE RECEIVERS

11TH NFL SEASON // 3RD WITH 49ERS

John Morton is in his third year with the 49ers as the team's wide receivers coach.

The wide receiving corps continued to take great stride in 2012 under the tutelage of Morton. WR Michael Crabtree became the first 49ers wide receiver to surpass the 1,000-yard mark since 2003, notching career highs in receptions (85), receiving yards (1,105) and touchdowns (9).

Under Morton's direction in 2011, Crabtree led the team with then career-highs in receptions (72) and receiving yards (874), while adding four touchdowns.

Morton spent the previous four years at the University of Southern California as the school's wide receivers coach. He also held the position of the Trojans passing game coordinator in 2007-08 and 2010, while serving as the school's offensive coordinator in 2009. Under Morton's tutelage, WR Damian Williams earned All-Pac-10 first team honors and, along with WR Patrick Turner, was a third round draft pick in the 2009 NFL Draft.

Prior to joining USC, Morton served at the passing game coordinator/offensive assistant with the New Orleans Saints in 2006, helping the Saints earn a berth in the NFC Championship game that season.

Morton worked under Jim Harbaugh at the University of San Diego as the passing game/wide receivers coach in 2005. That year, QB Josh Johnson set school records in completions (260), completion percentage (70.1) and passing yards (3,256), while WR Adam Hannula set a school record in 73 receptions.

From 1997-2004, Morton worked for the Oakland Raiders in several capacities and served alongside Harbaugh for two years (2002-03). He began in the Raiders personnel department and then worked as an offensive assistant, coaching the wide receivers for two years (1998-99). Morton then became the offensive quality control coach in 2000 and again worked with the wide receivers until 2001. He was then elevated to senior offensive assistant/wide receivers coach in 2002, where he coached Jerry Rice, who earned Pro Bowl honors, and Tim Brown, on a team that earned a trip to the Super Bowl. Morton was later named the team's tight ends coach in 2004.

Morton originally signed with Oakland as an undrafted rookie wide receiver in 1993, and spent part of the next two seasons (1993-94) on the Raiders practice squad. He also spent time with Green Bay in 1993 and was in training camp with the Jacksonville Jaguars in 1995. Morton returned to training camp with the Raiders again in 1996. He played for the CFL's Toronto Argonauts in 1995 and 1996, and later with the World League's Frankfurt Galaxy in the spring of 1997.

Morton played at Western Michigan for two seasons (1991-92), where he finished 10th on the school's all-time receiving list (78 receptions) and eighth in receiving yards (1,278), earning All-Mid-American Conference honors as a senior, in 1992. He later received a bachelor's degree in general studies from Western Michigan in 1997. Morton came to Western Michigan after two years (1989-90) at Grand Rapids (MI) Community College, where he received his associate's degree in 1990.

Morton and his wife, Shannon, have two daughters, Tierney Rose and Sage Marie.

MORTON'S BACKGROUND

<u>YEARS</u>	<u>COACHING BACKGROUND</u>	<u>HEAD COACH</u>
2011-current	Wide Receivers, San Francisco 49ers	Jim Harbaugh
2010	Passing Game Coordinator/WR, USC	Lane Kiffin
2009	Offensive Coordinator/Wide Receivers, USC	Pete Carroll
2007-08	Passing Game Coordinator/Wide Receivers, USC	Pete Carroll
2006	Passing Game Coordinator/Offensive Asst., New Orleans Saints	Sean Payton
2005	Passing Game/Wide Receivers, University of San Diego	Jim Harbaugh
2004	Tight Ends, Oakland Raiders	Norv Turner
2002-03	Senior Offensive Assistant/Wide Receivers, Oakland Raiders	Bill Callahan
2000-01	Offensive Quality Control/Wide Receivers, Oakland Raiders	John Gruden
1998-99	Offensive Assistant/Wide Receivers, Oakland Raiders	John Gruden
1997	Personnel Department, Oakland Raiders	Joe Bugel
1997	*Wide Receiver, Frankfurt Galaxy	Ernie Stautner
1995-96	*Wide Receiver, Toronto Argonauts	Don Matthews/Bob O'Billovich
1993-94	*Wide Receiver (Practice Squad), Oakland Raiders/GB Packers	Art Shell/Mike Holmgren
1991-92	*Wide Receiver, Western Michigan	Al Molde
1989-90	*Wide Receiver, Grand Rapids Community College	Fred Julian

*Player



TOM RATHMAN

RUNNING BACKS

16TH NFL SEASON // 11TH WITH 49ERS

Tom Rathman rejoined the 49ers as the team's running backs coach, in 2009, after serving the previous two seasons in the same capacity with the Oakland Raiders. It marks Rathman's second coaching stint in San Francisco, having also coached the running backs for the team from 1997 to 2002.

Under Rathman's tutelage, RB Frank Gore has solidified his reputation as one of the NFL's premier backs, after being selected to his fourth Pro Bowl, in 2012. Gore continued to move up in the franchise's records books by notching his 51st career rushing touchdown, passing Roger Craig (50) and Hall of Famer Joe Perry (50). Gore finished the season with 1,214 rushing yards to rank 5th in the NFC and 10th in the NFL, also marking the sixth time he has eclipsed the 1,000-yard mark. The team finished the year ranked 4th in the NFL with 2,491 rushing yards (155.7) behind Gore, FB Bruce Miller and the league's best offensive line.

In 2011, Gore was selected to his third career Pro Bowl as he became the franchise's all-time leading rusher, again surpassing Hall of Famer Joe "The Jet" Perry. Gore also became the first player in franchise history to rush for over 100 yards in five consecutive games. Rathman also played a key role in developing starting FB Bruce Miller as he made the transition to the offensive side of the ball after starring at defensive end in college. The offense finished the season with the league's eighth-best run game.

Gore was having one of the best seasons of his career in 2010 before being placed on Injured Reserve with a hip injury. Despite playing in only 11 games, he earned Pro Bowl recognition as an alternate at season's end. At the time of his injury, Gore ranked fifth in the NFC in rushing yards (853) and second in yards from scrimmage (1,305).

A year prior, Gore became the first player in 49ers history to rush for more than 1,000 yards in four seasons (2006-09), as the fifth year veteran posted 1,120 rushing yards and a career-high 10 rushing touchdowns on the season, despite missing two games due to injury. For his efforts, Gore was named an alternate for the 2010 Pro Bowl, and eventually played in the honorary game. He also was twice named NFC Offensive Player of the Week (2 & 14).

While with the Raiders, Rathman oversaw a rushing attack that ranked 10th (124.2 ypg) in the NFL in 2008 after ranking 6th (130.4 ypg) a year prior. Rathman played an instrumental role in developing RB Justin Fargas, who rushed for 1,009 yards in 2007 and 853 yards in 2008.

Prior to joining the Raiders, Rathman served as the running backs coach for the Detroit Lions from 2003 to 2005. In 2004, Rathman tutored RB Kevin Jones, who rushed for 1,133 yards, including an NFL-leading 825 yards on 153 attempts (5.4 avg.) over the final seven games of the season. Jones' performance in his first NFL season was tops among rookies in the NFL that year and the best rookie season by a Lions running back since RB Barry Sanders in 1989.

During Rathman's first coaching stint with the 49ers, San Francisco's rushing attack finished in the top 10 among NFL teams in five of the six seasons under his guidance, including top-ranked seasons in 1998 (159.0 ypg) and 1999 (130.9 ypg), to go along with a 2nd ranked unit in 2001 (140.3).

In 2001, Rathman was instrumental in guiding RB Garrison Hearst, the two-time NFL Comeback Player of the Year, to his second career Pro Bowl selection. He coached RB Charlie Garner to his second consecutive 1,000-yard season and his first career Pro Bowl selection in 2000 after gaining 1,142 yards on 258 carries and a career-high seven touchdowns. Garner also eclipsed his career-highs with 68 receptions for 647 yards and three touchdowns.

Prior to his coaching career, Rathman enjoyed an NFL playing career of his own that spanned nine seasons (1986-94) as a full-back. He entered the league as a third round pick by San Francisco, where he spent the first eight years of his career helping the 49ers capture two World Championships (Super Bowl XXIII and XXIV) and seven NFC West titles. In 1989, he led all NFL running backs in receiving with 73 receptions for 616 yards. Rathman played his final season in the NFL with the Los Angeles Raiders in 1994, closing out his NFL career with 2,020 rushing yards, 320 receptions for 2,684 yards and 34 total touchdowns.

In between his playing and coaching career in the NFL, the Grand Island, Nebraska native helped rebuild the Menlo College (CA) program by serving as the team's offensive coordinator in 1996 after serving as the running backs coach at Serra High School in San Mateo (CA) in 1995.

A three-year letterman at Nebraska, Rathman rushed for 1,425 yards and averaged more than six yards per carry.

Rathman and his wife, Holly, have three daughters: Nicole, Alexandra, and Samantha.

RATHMAN'S BACKGROUND

<u>YEARS</u>	<u>COACHING BACKGROUND</u>	<u>HEAD COACH</u>
2009-current	Running Backs, San Francisco 49ers	Jim Harbaugh/Jim Tomsula/Mike Singletary
2007-08	Running Backs, Oakland Raiders	Lane Kiffin
2003-05	Running Backs, Detroit Lions	Steve Mariucci
1997-02	Running Backs, San Francisco 49ers	Steve Mariucci
1996	Offensive Coordinator, Menlo College	Doug Cosbie
1994	*Running Back, Oakland Raiders	Art Shell
1986-93	*Running Back, San Francisco 49ers	George Seifert/Bill Walsh
1983-85	*Running Back, Nebraska	Tom Osborne

* Player



TRACY SMITH

SPECIAL TEAMS ASSISTANT

5TH NFL SEASON // 2ND WITH 49ERS

Tracy Smith is in his second season with the 49ers as the team's special teams assistant.

Smith spent the 2011 season with the Seattle Seahawks as a coaching assistant. Prior to Seattle, Smith served as a special teams assistant with the Cleveland Browns, working with current 49ers assistant head coach/special teams coordinator Brad Seely.

Before making the jump to the NFL, Smith served as the tight ends coach at Utah State from 2006-08.

Smith spent 2005 as the offensive graduate assistant at LSU. In his position, he worked with the Tiger quarterbacks under the direction of offensive coordinator and quarterbacks coach Jimbo Fisher.

Prior to coaching at LSU, Smith was a restricted earnings coach working with tight ends and serving as the team's video coordinator at Stephen F. Austin.

Smith received a degree in business from LSU, while working on the athletic department's video staff. His father, Carl, is the quarterbacks coach for the Seattle Seahawks. Smith, who was born Feb. 23, 1982 in Beaumont, Texas, has a son, Troy.

SMITH'S BACKGROUND

<u>YEARS</u>	<u>COACHING BACKGROUND</u>	<u>HEAD COACH</u>
2012-current	Special Teams Assistant, San Francisco 49ers	Jim Harbaugh
2011	Coaching Assistant, Seattle Seahawks	Pete Carroll
2009-10	Special Teams Assistant, Cleveland Browns	Eric Mangini
2006-08	Tight Ends, Utah State	Brent Guy
2005	Offensive Graduate Assistant, Louisiana State University	Les Miles
2004	Tight Ends/Video Coordinator, Stephen F. Austin	Mike Santiago



MIKE SOLARI

OFFENSIVE LINE

27TH NFL SEASON // 9TH WITH 49ERS

Mike Solari rejoined the 49ers in 2010 as the team's offensive line coach after having previously served as the tight ends/assistant offensive line coach for San Francisco from 1992-96 under legendary coach

In 2012, Drevno and Solari directed an offensive line that many regarded as the best in the NFL. The O-line was named John Madden's most Valuable Protectors for the 2012 season, and the 49ers were one of just three teams to have the same starting five offensive line for every game. All five starting linemen were selected to the Pro Bowl (G Mike Iupati and T Joe Staley as starters; C Jonathan Goodwin, G Alex Boone and T Anthony Davis as alternates). Additionally, Iupati was selected First-Team All-Pro, while Staley was named to the Second-Team.

The 49ers offensive line helped pave the way for RB Frank Gore as he became the franchise's all-time leading rusher in 2011. Gore, who was also selected to the Pro Bowl, set the franchise record rushing for over 100 yards in five consecutive games. He finished the season ranked sixth in the NFL with 1,211 rushing yards in 2011. The offense finished the season with the league's eighth-best run game. Members of the offensive line were also honored as Staley was named Second-Team All-Pro and was selected to his first career Pro Bowl, while Iupati and Goodwin were selected as alternates.

In 2010, Solari relied on his extensive experience as he helped shuffle an offensive line that was plagued by injury, while also integrating first round draft picks T Anthony Davis and G Mike Iupati into the starting lineup. After a season-ending injury to starting center Eric Heitmann in training camp, Solari was able to quickly find a replacement in David Baas, who hadn't started a game at center since college. Baas went on to start all 16 games for the 49ers and earned the coveted Bobb McKittrick Award as voted upon by his teammates.

Prior to joining the 49ers, Solari spent two seasons (2008-09) as the offensive line coach for the Seattle Seahawks. Under his direction, tackle Walter Jones was selected to the Pro Bowl in 2008.

Following his initial stint with the 49ers, Solari spent nine seasons as the offensive line coach for Kansas City (1997-2005). With Solari directing the Kansas City offensive line, the team averaged 126.8 rushing yards per game, ranking fourth in the NFL during that time span.

Solari's line produced a trio of Pro Bowl offensive linemen in 2004 and 2005, in guards Will Shields and Brian Waters, as well as tackle Willie Roaf. Kansas City became the first club to accomplish that feat since Dallas from 1993-96. As a result of his offensive line's dominance, the Chiefs offense led the league in total offense in 2004 (franchise-record 418.4 ypg) and 2005 (387.0 ypg).

The Daly City, CA, native was later promoted by the Chiefs to offensive coordinator in 2006. During his 11-year tenure in Kansas City, the team finished in the top 10 in rushing on seven occasions, in the top five four times, and ranked 6th in the NFL in total offense (359.2 yards per game) over that span. Solari was one of just six assistant coaches in team history to record more than a decade of service with the franchise.

While with the 49ers from 1992 to 1996, Solari was largely responsible for the development of tight end Brent Jones, who made four Pro Bowl appearances, and was instrumental in the team's successful Super Bowl XXIX season.

Solari began his NFL coaching career with the Dallas Cowboys in 1987, where he was the assistant offensive line/special teams coach for two seasons. He moved on to the Phoenix Cardinals to work with Gene Stallings for one season, before joining him at the University of Alabama (1990-91).

In 1976, Solari's coaching career began at Mission Bay (CA) High School, followed by stints at Mira Costa Junior College (1978) and U.S. International (1979). The following year, he helped lead Boise State to the NCAA Division I-AA Championship. He spent additional time on the collegiate level at Cincinnati (1981-82) and Kansas (1983-85), and later served as the offensive coordinator at the University of Pittsburgh (1986).

A former offensive lineman at San Diego State, Solari was a teammate of former Chiefs head coach and current ESPN analyst Herm Edwards, as well as Carolina Panthers head coach John Fox.

Solari is married to wife, Patti, and the couple has three children, Tamara, Stephanie and Michael.

SOLARI'S BACKGROUND

<u>YEARS</u>	<u>COACHING BACKGROUND</u>	<u>HEAD COACH</u>
2010-current	Offensive Line, San Francisco 49ers	Jim Harbaugh/Jim Tomsula/Mike Singletary
2008-09	Offensive Line, Seattle Seahawks	Jim Mora/Mike Holmgren
2006-07	Offensive Coordinator, Kansas City Chiefs	Herman Edwards
1997-2005	Offensive Line, Kansas City Chiefs	Dick Vermeil/Gunther Cunningham/Marty Schottenheimer
1992-96	Tight Ends/Asst. Offensive Line, San Francisco 49ers	George Seifert
1990-91	Offensive Line, University of Alabama	Gene Stallings
1989	Offensive Line, Phoenix Cardinals	Gene Stallings
1987-88	Assistant Offensive Line/Special Teams, Dallas Cowboys	Tom Landry
1986	Offensive Coordinator/OL, University of Pittsburgh	Mike Gottfried
1983-85	Offensive Line, University of Kansas	Mike Gottfried
1981-82	Offensive Line, University of Cincinnati	Mike Gottfried
1980	Offensive Line, Boise State University	Jim Criner
1979	Offensive Line, U.S. International	Tom Walsh
1978	Offensive Line, Mira Costa Junior College	Bill Cochran
1976-77	Offensive Line, Mission Bay High School	Jim Lewis
1972-75	*Offensive Lineman, San Diego State	Claude Gilbert/Don Coryell

*Player



JIM TOMSULA

DEFENSIVE LINE

7TH NFL SEASON // 7TH WITH 49ERS

Jim Tomsula is in his seventh season with the 49ers as the team's defensive line coach, after having also served as San Francisco's interim head coach for the final game of the 2010 season.

Since Tomsula's arrival, the 49ers run defense and pass rush have evolved into one of the most feared in the NFL. During his six seasons with the team, the defense has allowed a mere 3.65 yards per carry, to rank second in the NFL during that span. In terms of yards per carry allowed, San Francisco's defense ranked 5th (3.8) in 2007, 8th (3.8) in 2008, 3rd (3.6) in 2009, 2nd (3.5) in 2010, 1st (3.5) in 2011 and 3rd in 2012 (3.7), a notable improvement from ranking 16th (4.1) in 2006 prior to Tomsula's arrival.

In 2012, Tomsula led a defensive line that was anchored by DT Justin Smith. Smith was named to his fourth consecutive Pro Bowl as a starter, in 2012, and was named Second-Team All-Pro at both defensive tackle and defensive end. In 2011, Smith became the first player ever named First and Second-Team All-Pro at different positions in the same phase of the game, earning First-Team All-Pro at defensive tackle and Second-Team All-Pro at defensive end.

The 49ers set the NFL record, in 2011, by not allowing a rushing touchdown in their first 14 games of the season. The team only allowed three rushing touchdowns all year, the fewest allowed in the NFL since the league went to a 16 game schedule in 1978. The 49ers finished the season ranked first in the NFL against the run (77.3 yards per game), first in yard per carry allowed (3.5) and fourth overall, allowing just 308.2 yards of offense per game. The unit also finished second in the league in points allowed per game (14.3 and tied for seventh in sacks (42).

In 2010, the 49ers ranked 6th in the NFL in run defense, allowing just 1,547 rushing yards (96.7 ypg), marking the lowest rushing total allowed by the team since 1997 (1,366 yards). DT Justin Smith was named to the Pro Bowl for the second consecutive year after recording 8.5 sacks, the most since his rookie season.

A year prior, the 49ers ranked 6th (97.0 ypg) in the NFL against the run, as Smith finished the year among the team leaders in tackles (90), while also posting 6.0 sacks, 2 FFs and 2 FRs. For his efforts, he appeared in the 2010 Pro Bowl as an alternate.

Also charged with the development of the team's pass rush, Tomsula has helped the 49ers increase their sack totals from 65 over his first two seasons to 80 the past two years. After ranking tied for 3rd in 2009 with 44 sacks, the 49ers posted 36 in 2010 for a two-year total that ranked 7th in the NFL over that span.

The epitome of a journeyman, Tomsula has coached 28 seasons of football at the high school, college and professional levels since the Fall of 1989. During that span he spent one entire year out of football (1996) and has held a multitude of coaching titles including - head coach, assistant head coach, defensive coordinator, special teams coach, linebackers coach, defensive line coach and strength and conditioning coach.

Tomsula joined the 49ers after enjoying one of the most successful stints in NFL Europa history. Prior to being named the head coach of the Rhein Fire in 2006, which made him the youngest coach in NFL history at age 38, Tomsula served as the Berlin Thunder's defensive coordinator for two seasons, winning World Bowl XII in his first season with a defense that ranked first in the NFL against the run.

Tomsula joined the NFL in 1998 as the defensive line coach of the England Monarchs. He then went on to serve in the same capacity for five seasons with the Scottish Claymores, where he established a reputation for producing some of the league's most dominant lines. He also played a leading role in mentoring and teaching young talent in the league's National Player Development program.

Between NFL Europa seasons, Tomsula spent each fall as a member of Division II Catawba College's coaching staff, as coaching in the NFL was not a year-round post. While at Catawba, he was part of numerous college all-star games in a coaching capacity.

Tomsula was a defensive lineman at Catawba College in Salisbury, NC, after transferring from Middle Tennessee State. In 1989, he started his coaching career as an assistant at his alma mater after a knee injury ended his playing career. He went on to coach the defensive line coach at Woodland Hills (PA) High School in 1990.

Interestingly, Tomsula spent two seasons out of football. He served as a sales rep for Thera-Kinetics, a medical equipment company, in 1991, until he landed a job as an assistant at Charleston Southern University, SC, (1992-95). In order to make ends meet in Charleston, Tomsula held many odd jobs such as delivering newspapers for The Post and Courier, serving as a night janitor at an insurance agency, and cutting firewood. After his stint at Charleston Southern, he returned to his hometown of Pittsburgh, PA, where he cleaned the floors at a department store until landing a job as a sales rep at Cisco Foods. Tomsula returned to the coaching ranks in 1997, as the volunteer assistant defensive line coach at Catawba. With no income from his coaching passion, he again picked up a part-time job as an entry-way carpeting salesman and even lived out of his car at times.

He and his wife, Julie, reside in San Jose with their daughters Britney and Brooke, and son Bear.

TOMSULA'S BACKGROUND

<u>YEARS</u>	<u>COACHING BACKGROUND</u>	<u>HEAD COACH</u>
2011-current	Defensive Line, San Francisco 49ers	Jim Harbaugh
2010	Interim Head Coach, San Francisco 49ers	---
2007-10	Defensive Line, San Francisco 49ers	Mike Singletary/Mike Nolan
2006	Head Coach, Rhein Fire	---
2004-05	Asst. Head Coach/Defensive Coordinator/Linebackers, Catawba College	Chip Hester
2002-03	Asst. Head Coach/Defensive Coordinator/Defensive Line, Catawba College	Chip Hester
2001	Asst. Head Coach/Defensive Line/Linebackers/Strength & Conditioning, Catawba College	David Bennett
1998-99	Defensive Line/Outside Linebackers/Special Teams, Catawba College	David Bennett
1997	Defensive Line, Catawba College	David Bennett
1992-95	Linebackers/Defensive Line/Strength and Conditioning Coordinator, Charleston Southern	David Dowd
1990	Defensive Line, Woodland Hills (PA) High School	George Novak
1989	Strength and Conditioning Coordinator/Defensive Line, Catawba College	Bill Mauldin
1987-88	*Defensive Lineman, Catawba College	Bill Mauldin
1985	*Defensive Lineman, Middle Tennessee State	Boots Donnelly

* Player

TOMSULA'S NFL EUROPE BACKGROUND

<u>YEARS</u>	<u>COACHING BACKGROUND</u>	<u>HEAD COACH</u>
2005	Defensive Coordinator, Berlin Thunder	Rick Lantz
2004	Defensive Coordinator/Special Teams, Berlin Thunder	Rick Lantz
2001-03	Defensive Line/Special Teams, Scottish Claymores	Gene Dahlquist
1999-2000	Defensive Line/Outside Linebackers/Special Teams, Scottish Claymores	Jim Criner
1998	Defensive Line/Special Teams, England Monarchs	Lionel Taylor



PAUL WULFF

SENIOR OFFENSIVE ASSISTANT

2ND NFL SEASON // 2ND WITH 49ERS

Paul Wulff is in his second season with the 49ers as the team's senior offensive assistant.

Wulff joined the 49ers after spending the previous four seasons (2008-11) as the head coach at Washington State University. Under Wulff, the Cougars offensive production improved in each of his four seasons, while the defensive performance improved in each of his final three years. From 2010-11, Washington State was the only team in Division I to improve in total offense, total defense, offensive scoring and defensive scoring both seasons.

Prior to his time at Washington State, Wulff spent 15 seasons (1993-2007) at Eastern Washington University. In 2000, he was named head coach of the Eagles and held the position from 2000-07. Wulff was honored as the Big Sky Conference Coach of the Year in 2001, 2004 and 2005 as well as being named a finalist for National Coach of the Year in 2004 and 2007. In his seven seasons at the helm, Wulff led EWU to a 53-40 record, two Big Sky Conference Co-Championships (2004-05) and three appearances in the NCAA FCS playoffs (2004-05, 07).

Wulff served as the offensive coordinator/line/strength coach at EWU from 1998-99 and the Eagles offensive line/strength coach from 1994-97. He began his coaching career as a volunteer assistant/offensive line coach at EWU, in 1993.

Wulff starred collegiately at Washington State, where he was a four-year letterman (1985-89). The offensive lineman earned Second-Team All-Pac 10 and honorable mention All-America honors as a senior. Wulff signed with the New York Jets as an undrafted rookie free agent in 1990, and was later released during training camp. He also played for the Raleigh-Durham Skyhawks (1991) and the New York/New Jersey Knights (1992) of the NFL World League.

Wulff, a native of Woodland, CA, graduated from Washington State in 1990 with a degree in social sciences. He is married to his wife, Sherry. The couple has three children, Katie, Max and Sam.

WULFF'S BACKGROUND

<u>YEARS</u>	<u>COACHING BACKGROUND</u>	<u>HEAD COACH</u>
2012-current	Senior Offensive Assistant, San Francisco 49ers	Jim Harbaugh
2008-11	Head Coach, Washington State University	---
2000-07	Head Coach, Eastern Washington University	---
1998-99	Offensive Coordinator, Eastern Washington University	Mike Kramer
1994-97	Offensive Line/Strength Coach, Eastern Washington University	Mike Kramer
1993	Volunteer Assistant/Offensive Line, Eastern Washington University	Dick Zornes
1992	*Offensive Line, New York/New Jersey Knights	Darrel "Mouse" Davis
1991	*Offensive Line, Raleigh-Durham Skyhawks	Roman Gabriel
1990	*Offensive Line, New York Jets	Bruce Coslet
1985-89	*Offensive Line, Washington State University	Mike Price/Dennis Erickson/Jim Walden

* Player



MARK UYEYAMA

HEAD STRENGTH & CONDITIONING

6TH NFL SEASON // 6TH WITH 49ERS

Mark Uyeyama (ooh-ee-YAH-muh) is in his sixth season with the 49ers, and third as head strength and conditioning coach, after having served as the assistant strength and conditioning coach from 2008-10. In 2011, Uyeyama was named Samson Equipment's NFL Strength & Conditioning Coach of the Year by *American Football Monthly*.

Uyeyama is responsible for overseeing the team's strength and conditioning program, which includes strength, power development, speed, recovery and regeneration, as well as the nutritional program for the players. He brings an individualized approach to the strength and conditioning position within a team-based context.

Uyeyama served as San Francisco's assistant strength and conditioning coach from 2008 to 2010 after having served as the head strength and conditioning coach at Utah State University from 2004 to 2007.

Uyeyama graduated from Utah in May of 2000 while working as a student assistant strength coach for two years. He then became a graduate assistant at USU before moving to another graduate assistant position at Arizona State from 2001 to 2003, when he was promoted to a full-time assistant.

Prior to working in the strength and conditioning field, Uyeyama played football at Butte Community College in Oroville, CA and Northern State University in Aberdeen, SD.

He earned a master's degree in higher and post secondary education from ASU in May of 2003.

Uyeyama and his wife, Tara, have a son, Tate, and a daughter, Ever, who are twins.

UYEYAMA'S BACKGROUND

<u>YEARS</u>	<u>COACHING BACKGROUND</u>	<u>HEAD COACH</u>
2011-current	Head Strength and Conditioning, San Francisco 49ers	Jim Harbaugh
2008-10	Assistant Strength and Conditioning, San Francisco 49ers	Jim Tomsula/Mike Singletary/Mike Nolan
2004-07	Head Strength and Conditioning, Utah State	Brent Guy/Mike Dennehy
2003	Assistant, Arizona State	Dirk Koetter
2001-02	Graduate Assistant, Arizona State	Dirk Koetter
1996-97	*Nose Gaurd, Northern State	Dennis Miller
1994-95	*Nose Guard, Butte Community College	Craig Rigsbee

* Player



KEVIN TOLBERT

ASSISTANT STRENGTH & CONDITIONING

6TH NFL SEASON // 3RD WITH 49ERS

Kevin Tolbert is in his third season with the 49ers as the team's assistant strength and conditioning coach.

Tolbert joined the San Francisco after having served under head coach Jim Harbaugh at Stanford from 2009-2010. In 2009, he worked as the assistant strength & conditioning coach for the Cardinal before being promoted to head strength and conditioning coach the following year.

Prior to joining Harbaugh at Stanford, Tolbert worked with the Detroit Lions in 2008 as the team's assistant strength and conditioning coach. Before making the jump to the NFL, Tolbert spent eight seasons (2001-07) at the University of Michigan as the Wolverines strength & conditioning coach.

Tolbert started his collegiate coaching career with the University of Miami in 1998, serving as the Hurricanes weight training and conditioning coach for three seasons. Tolbert also spent time as a volunteer strength & conditioning coach with the Philadelphia Eagles (1996-97).

A native of Hempstead, NY, Tolbert graduated from the United States Naval Academy in 1981 with a bachelors of science degree in physical science. He was a three-year football letterman for the Midshipmen, helping the squad to a pair of bowl appearances.

TOLBERT'S BACKGROUND

<u>YEARS</u>	<u>COACHING BACKGROUND</u>	<u>HEAD COACH</u>
2011-current	Assistant Strength and Conditioning, San Francisco 49ers	Jim Harbaugh
2010	Head Strength and Conditioning, Stanford University	Jim Harbaugh
2009	Assistant Strength and Conditioning, Stanford University	Jim Harbaugh
2008	Assistant Strength and Conditioning, Detroit Lions	Rod Marinelli
2001-07	Strength and Conditioning, University of Michigan	Lloyd Carr
1998-2000	Weight Training and Conditioning, University of Miami	Butch Davis
1996-97	Volunteer Strength and Conditioning, Philadelphia Eagles	Ray Rhodes
1978-80	*Fullback, U.S. Naval Academy	George Welsh

* Player



KURT SCHMIDT

STRENGTH, CONDITIONING & NUTRITION ASSISTANT

1ST NFL SEASON // 1ST WITH 49ERS

Kurt Kurt Schmidt is in his first season as the 49ers strength, conditioning and nutrition assistant after serving on the University of Memphis strength and conditioning staff, in 2012. He rejoins 49ers head strength & conditioning coach Mark Uyeyama, who he worked with from 2006-07 at Utah State.

Schmidt was a member of the Arkansas Razorbacks staff from 2008-12, and served as strength and conditioning coordinator and coordinator of nutrition education. With the Razorbacks, he coordinated a nutrition education program for the athletics department and developed programs for newcomers and injured student-athletes.

Prior to Arkansas, Schmidt worked at Utah State as an assistant and interim head of strength and conditioning from 2006-08. At Utah State, he worked with a number of programs, including football, men's and women's basketball, soccer and track and field.

Schmidt holds a master's degree in education from the University of Louisville, where he served as a graduate assistant from 2004-05. He was hired full-time at Louisville as an assistant football strength and conditioning coach from 2005-06.

Prior to his graduate assistant position at Louisville, he served as a graduate assistant at Utah from 2003-04, working with softball and alpine skiing. He also assisted with the Utes football, men's basketball, baseball and gymnastics programs.

A native of Elma, Iowa, Schmidt earned his bachelor's degree from the University of Wisconsin-LaCrosse, where he played linebacker for the Eagles. He served a summer internship at Iowa with the Hawkeyes football program, and then completed a second internship at Winona State University in 2002.

Following his graduation from Wisconsin-Lacrosse with an exercise and sport science degree with an emphasis in fitness management, Schmidt worked at Yale, serving first as assistant director of sports conditioning and then as interim co-director of sports conditioning until April of 2003.

Schmidt is a member of the National Strength and Conditioning Association (NSCA). He is a Certified Strength and Conditioning Specialist and has his USAW Level 1 Sport Performance Certification.

Schmidt is married to wife, Trish, and the couple lives in Santa Clara.

SCHMIDT'S BACKGROUND

YEARS	COACHING BACKGROUND	HEAD COACH
2013	Assistant Strength and Nutrition, San Francisco 49ers	Jim Harbaugh
2012	Assistant Strength, Memphis	Justin Fuente
2008-12	Strength and Conditioning Coordinator/Coordinator of Nutrition, Arkansas	Bobby Petrino
2006-08	Assistant Strength and Conditioning, Utah State	Brent Guy
2005-06	Assistant Football Strength and Conditioning, Louisville	Bobby Petrino
2004-05	Graduate Assistant, Louisville	Bobby Petrino
2003-04	Graduate Assistant, Utah	Urban Meyer



MICK LOMBARDI

ASSISTANT TO THE HEAD COACH

3RD NFL SEASON // 1ST WITH 49ERS

Mick Lombardi is in his first season with the 49ers as assistant to the head coach.

Prior to joining the 49ers, Lombardi served as both a scouting assistant and coaching assistant for the New England Patriots, where his duties included evaluating players, breaking down film for the offense, assisting all offensive coaches, running the scout team, and charting plays for the coaching staff.

Lombardi was hired as a training camp intern in the scouting department for the Patriots in 2011, before being promoted to a full time post prior to the regular season.

Before his time in the NFL, Lombardi was a student assistant coach at Fordham University for the 2009 and 2010 seasons. In that role, he was responsible for film break down, scouting reports, and the scout team.

Lombardi graduated from Fordham University in the spring of 2011 with a degree in communications. His father, Mike Lombardi, is the general manager of the Cleveland Browns.

LOMBARDI'S BACKGROUND

<u>YEARS</u>	<u>COACHING BACKGROUND</u>	<u>HEAD COACH</u>
2013	Assistant to the Head Coach, San Francisco 49ers	Jim Harbaugh
2012	Scouting Assistant/Coaching Assistant, New England Patriots	Bill Belichick
2011	Scouting Assistant, New England Patriots	Bill Belichick
2009-10	Student Assistant Coach, Fordham	Tom Masella



DEANNA MCDANIEL

ADMINISTRATIVE ASSISTANT TO THE HEAD COACH

Deanna McDaniel is in her first year with the 49ers as administrative assistant to the head coach.

McDaniel brings a wealth of experience to the 49ers as a personal assistant and manager of private affairs. Throughout her 15-year professional career, she has managed responsibilities for private citizens such as book keeping, human resources, property management, asset inventory and insurance and medical affairs. McDaniel has extensive experience helping to manage the financials of her employers, while serving as a liaison with accountants and wealth management professionals.

Having managed the affairs of two non-profit foundations, McDaniel oversaw the distribution and execution of grants as well as the internal and external communications with donors and grantees. The San Jose resident attended Diablo Valley College.

McDaniel and her husband, Phil, have two daughters, Olivia and Ciara.

SAN FRANCISCO 49ERS PRONUNCIATION GUIDE

PLAYERS	PRONUNCIATION	PLAYERS	PRONUNCIATION	COACHES	PRONUNCIATION
Nnamdi Asomugha	NAHM-dee, AH-sem-wah	Colin Kaepernick	CAP-ur-nick	Vic Fangio	FAN-jee-oh
NaVorro Bowman	nuh-VARR-oh, BOH-minn	Daniel Kilgore	KILL-gore	Geep Chryst	JEEP, KRIST
Tramaine Brock	truh-MAIN	Corey Lemonier	lemon-YAY	Ed Donatell	DON-uh-tell
Ahmad Brooks	uh-MAHD	Luke Marquardt	Mar-QWARDT	Ejiro Eviro	eeh-JEE-row, EV-uh-row
Carter Bykowski	by-COW-skee	Lawrence Okoye	Uh-KOY-yay	Jim Leavitt	LEV-it
Tarell Brown	tuh-RELL	Patrick Omoreh	oh-MAH-may	Mark Uyeyama	ooH-ee-YAH-muh
Tank Carradine	CARE-uh-deen	Mike Purcell	purr-SELL	Paul Wulff	WOLF
Garrett Celek	SELL-ick	Dan Skuta	SKOO-tuh		
Perrish Cox	PEHR-ish	Aldon Smith	ALL-dun		
Craig Dahl	DOLL	Joe Staley	STAY-lee		
Alex Debnjak	DEB-nee-ack	Will Tukuafu	too-koo-AH-foo		
Demarcus Dobbs	duh-MAR-kus	Donte Whitner	DAHN-tay		
Darius Fleming	DARE-eeh-us	Michael Wilhoite	WILL-hoyt		
Mike Iupati	yoo-PAH-tee				

ALL-TIME COACHES

- ALBERT, Frank C., (Frankie) – (Stanford)**
Head Coach – 1956–58
Assistant/Backfield Tutor – 1955
- ALSMAN, Ed – (Washington)**
Special Teams – 1976–77
- ATKINS, Bill – (Auburn)**
Defensive Secondary – 1976
- ATTAWAY, Jerry – (Sacramento State)**
Physical Development Coordinator – 1983–04
- BANASZEK, Cas – (Northwestern)**
Assistant Offensive Line – 1981
- BARNES, Michael – (New York–Cortland)**
Strength Development – 1994–2000
- BARRY, Joe – (Southern California)**
Defensive Quality Control – 2000
- BATTA, Tom – (Kent State)**
Tight Ends – 1999–02
- BEAKE, Chris – (Air Force)**
Offensive Assistant – 2010
Offensive Assistant – 2003
Defensive Assistant – 2000–02
Defensive Quality Control – 1999
- BEARD, Ed – (Tennessee)**
Linebackers – 1974–77
Special Teams/Asst. Linebackers – 1973
- BENGSTON, Phil – (Minnesota)**
Defensive Coach – 1951–58
- BOARD, Dwaine – (North Carolina A&T)**
Defensive Line – 1994–2002
Defensive Line Asst. – 1990–93
- BROOKS, Rich – (Oregon State)**
Special Teams/Defensive Backs – 1974–75
- BROWN, Greg – (UTEP)**
Defensive Backs – 1999
- BROWN, Ray – (Arkansas State)**
Assistant Offensive Line – 2010
- CARLISLE, Duane – (Maryland)**
Strength and Conditioning – 2008–2010
Asst. Strength and Conditioning – 2005–07
- CARR, Jimmy – (Morris Harvey)**
Defensive Backs – 1978
- CARROLL, Pete – (Pacific)**
Defensive Coordinator – 1995–96
- CAVANAUGH, Matt – (Pittsburgh)**
Quarterbacks – 1996
- CHRISTIAN, Jamie – (Central Washington)**
Defensive Quality Control – 2003–04
- CHRISTIANSEN, Jack – (Colorado State)**
Head Coach – 1963–67
Defensive Backs – 1959–63
- CHRISTIANSON, Michael – (Western Oregon)**
Offensive Ast./Coord. Football Technology – 2012
Coord. Football Information/Quality Control – 2011
- CHRISTOFF, A. J. – (Idaho)**
Secondary – 2005
- CHRYST, GEEP – (Princeton)**
Quarterbacks – 2011–Current
- CIGNETTI, Frank – (Indiana University (PA))**
Quarterbacks – 2007
- CLARK, Monte – (Southern California)**
Head Coach – 1976
- COLCHICO, Dan – (San Jose State)**
Assistant Coach – 1967
- COSLET, Bruce – (Pacific)**
Tight Ends – 1980
- COZZETTO, Dan – (Idaho)**
Tight Ends – 2004
- CURRY, Ronald – (North Carolina)**
Offensive Assistant – 2013–Current
- DAHLEN, Neal – (San Jose State)**
Coaching Administrator – 1979–95
- DAVID, Jim – (Colorado State)**
Defensive Backs – 1964–66
- DAVIS, Billy – (Cincinnati)**
Defensive Coordinator – 2005–06
- DAVIS, Reggie – (Washington)**
Tight Ends – 2011–Current
- DAY, Shane – (Kansas State)**
Quality Control – 2007–09
- DEHAVEN, Bruce – (Southwestern College)**
Special Teams – 2000–02
- DONATELL, Ed – (Glennville State)**
Secondary – 2011–Current
- DREVNO, Tim – (Cal State Fullerton)**
Offensive Line – 2011–Current
- DUNCAN, Mark – (Denver)**
Defensive Backs – 1955–62
- EMANUEL, Gary – (Plymouth State)**
Defensive Line – 2005–06
- ENGRAM, Bobby – (Penn State)**
Offensive Assistant – 2011
- ENRIGHT, Dick – (Southern California)**
Offensive Line – 1976
- ERBER, Lew – (Montana State)**
Blocking/Kicking – 1975
- ERDELATZ, Eddie – (St. Mary's)**
Assistant – 1948–49
- ERICKSON, Dennis – (Montana State)**
Head Coach – 2003–04
- EVEREST, Al – (Southern Methodist)**
Special Teams Coordinator – 2007–09
- EVERO, Ejiro – (UC–Davis)**
Offensive Assistant – 2012–Current
Quality Control – 2011
- FANGIO, Vic – (East Stroudsburg)**
Defensive Coordinator – 2011–Current
- FIPP, Dave – (Arizona)**
Assistant Special Teams – 2008–10
- FISHER, Jeff – (Southern California)**
Defensive Backs – 1992–93
- FOERSTER, Chris – (Colorado State)**
Offensive Line – 2008–09
- FRANKLIN, Chet – (Utah)**
Defensive Backs – 1974
Special Teams – 1971–73
- GANSZ, Frank – (Navy)**
Special Teams – 1978
- GASE, Adam – (Michigan State)**
Offensive Assistant – 2008
- GERHART, Doug – (Occidental)**
Quarterbacks/Running Backs – 1977
Quarterbacks/Receivers – 1976
- GIDDINGS, Mike – (California)**
Linebackers – 1968–73
- GREEN, Dennis – (Iowa)**
Receivers – 1986–88
Receivers/Special Teams – 1979
- GRUDEN, Jon – (Dayton)**
Offensive Quality Control – 1990
- HACKETT, Paul – (UC Davis)**
Quarterbacks/Receivers – 1983–85
- HAMILTON, Pep – (Howard)**
Offensive Assistant/Quarterbacks coach – 2006
- HANSEN, Peter – (Arizona)**
Defensive Assistant/Outside Linebackers – 2013
Defensive Assistant/Quality Control – 2011–12
- HARBAUGH, Jim – (Michigan)**
Head Coach – 2011–Current
- HARRIS, Al – (Arizona State)**
Pass Rush Specialist – 2009–10
- HARRIS, Bishop – (North Carolina College)**
Running Backs – 2005–07
- HART, Tommy – (Morris Brown)**
Defensive Assistant – 1983–91
- HECKER, Norb – (Baldwin–Wallace)**
Linebackers – 1980–86
Defensive Backs – 1979
- HEINRICH, Don – (Washington)**
Quarterbacks/Receivers – 1974–75
Defensive Secondary – 1971–73
- HICKEY, W., Howard “Red” – (Arkansas)**
Head Coach – 1959–63
Offensive Backs/Ends – 1955–58
- HILL, Jaime – (San Francisco State)**
Defensive Quality Control – 1997–98
- HOENER, Pete – (Bradley)**
Tight Ends – 2005–10
- HOLLWAY, Bob – (Michigan)**
Defensive Line – 1975
- HOLMGREN, Mike – (Southern California)**
Offensive Coordinator/Quarterbacks – 1989–91
Quarterbacks – 1986–88
- HOLMOE, Tom – (Brigham Young)**
Defensive Backs – 1994–95
- HOLOVAK, Mike – (Boston College)**
Offensive Backfield – 1969
- HOSTLER, Jim – (Indiana, PA)**
Quarterbacks – 2005–06
Offensive Coordinator – 2007
- HUGHES, Ed – (Tulsa)**
Chief of Offense/Backs – 1968–70
- JACKSON, Carl – (Prairie View A&M)**
Running Backs – 1992–96
- JACKSON, Greg – (LSU)**
Secondary – 2011–Current
- JACKSON, Milt – (Tulsa)**
Special Teams/Wide Receivers – 1980–82
- JOHNSON, Bill – (Tyler JC)**
Chief of Offense – 1955–67
- JOHNSON, Mike – (Akron)**
Offensive Coordinator – 2010
Quarterbacks – 2009–10
- JONES, Terrell – (San Jose State)**
Strength Development Coordinator – 2000–04
- JOSEPH, Vance – (Colorado)**
Secondary Assistant – 2005–10
- KIRKSEY, Larry – (Eastern Kentucky)**
Receivers – 1994–99
- KNAPP, Greg – (Sacramento State)**
Offensive Coordinator – 2001–03
Quarterbacks – 1998–2000
Offensive Quality Control – 1995–97
- KUBIAK, Gary – (Texas A&M)**
Quarterbacks – 1994
- LAPPANO, Tim – (Idaho)**
Running Backs – 2003–04
- LAVAN, Al – (Colorado State)**
Running Backs – 1989–90
- LAWSON, Jim – (Stanford)**
Assistant – 1946–54
- LEAVITT, Jim – (Missouri)**
Linebackers – 2011–Current
- LEGGETT, Earl – (Louisiana State)**
Defensive Line – 1978
- LEWIS, Sherman – (Michigan State)**
Receivers – 1989–91
Running Backs – 1983–88
- LITTLE, Steve – (Iowa State)**
Physical Development Asst. – 1993
- LOWRY, Alan – (Texas)**
Special Teams – 1992–95
- LYNN, Johnnie – (UCLA)**
Special Asst. to Head Coach/Secondary – 2009–10
Secondary – 2006–08
Defensive Backs – 1996
- LYNN, Ron – (Mount Union)**
Secondary – 2004
- MAC DUFF, Larry – (Oklahoma)**
Special Teams Coordinator – 2003–06
- MANGINI, Eric – (Wesleyan)**
Senior Offensive Consultant – 2013–Current
- MANUSKY, Greg (Colgate)**
Defensive Coordinator – 2007–10
- MARIUCCI, Steve – (Northern Michigan)**
Head Coach – 1997–02

MARSHALL, John – (Washington State)
 Defensive Coordinator – 1997–98
 Linebackers – 1994–96
 Defensive Line – 1989–93

MARTZ, Mike – (Fresno State)
 Offensive Coordinator – 2008

MATTHEWS, Billie – (Southern)
 Running Backs – 1979–82

MAXIE, Brett – (Texas Southern)
 Secondary – 2002–03
 Assistant Secondary – 2000–01
 Defensive Assistant – 1999

MCADDOO, Ben – (Indiana, PA)
 Assistant Offensive Line/Quality Control – 2005

MCCARTHY, Mike – (Baker)
 Offensive Coordinator – 2005

MCCULLEY, Pete – (Louisiana Tech)
 Head Coach – 1978

MCKITTRICK, Bobb – (Oregon State)
 Offensive Line – 1979–99

MCMACKIN, Greg – (Southern Oregon)
 Associate Head Coach/Linebackers – 2003–04

MCPHERSON, Bill – (Santa Clara)
 Linebackers/Defensive Line/
 Defensive Coordinator/Asst. Head
 Coach/Defensive Asst. – 1979–98

MEYER, Ken – (Denison)
 Head Coach – 1977
 Offensive Backfield – 1968

MICHAEL, Jason – (Western Kentucky)
 Quarterbacks – 2010
 Offensive Assistant – 2009–10

MILLER, Burnie – (Wofford)
 Defensive Backs – 1970

MORA, Jim – (Washington)
 Defensive Coordinator – 1999–03
 Defensive Backs – 1997–98

MORNHINWEG, Marty – (Montana)
 Offensive Coordinator – Quarterbacks – 1997–98

MORRIS, Pat – (Southern California)
 Offensive Line – 1999–03
 Tight Ends/Assistant Offensive Line – 1997–98

MORTON, John – (Western Michigan)
 Wide Receivers – 2011–Current

MUDD, Howard – (Hillsdale)
 Offensive Line – 1977

MYERS, Jack – (UCLA)
 Assistant – 1963

NATHAN, Tony – (Alabama)
 Running Backs – 2008

NOLAN, Dick – (Maryland)
 Head Coach – 1968–75

NOLAN, Mike – (Oregon)
 Head Coach – 2005–2008

NORI, Mark (Boston College)
 Offensive Assistant/Offensive Line – 2007

O'CONNOR, Fred – (East Stroudsburg State)
 Head Coach (final seven games) – 1978
 Offensive Coordinator – 1978

OLSON, Greg – (Central Washington)
 Quarterbacks – 2001

OLSON, Rich – (Washington State)
 Quarterbacks – 2004

PARIANI, Brian – (UCLA)
 Offensive Coaches Assistant – 1992–94

PARKER, Johnny – (Mississippi)
 Strength and Conditioning – 2005–07

PELINI, Mark (Bo) – (Ohio State)
 Defensive Assistant – 1994–96

PERRY, Joe – (Compton JC)
 Kicking/Game Scout – 1968–69

PETERS, Floyd – (San Francisco State)
 Defensive Line – 1976–77

QUINN, Dan – (Salisbury State)
 Defensive Line – 2003–04
 Defensive Quality Control – 2001–02

RADAKOVICH, Dan – (Penn State)
 Defensive Coordinator/Linebackers – 1978

RATHMAN, Tom – (Nebraska)
 Running Backs – 2009–Current
 Running Backs – 1997–02
 Running Backs/Tight Ends Asst. – 1996

RAYE, Jimmy – (Michigan State)
 Offensive Coordinator – 2009–10
 Receivers – 1977

REESE, Floyd – (UCLA)
 Strength & Conditioning – 1978

RHODES, Ray – (Tulsa)
 Defensive Coordinator – 1994
 Defensive Backs – 1983–91
 Asst. Defensive Backs – 1981–82

ROBINSON, Willy – (Fresno State)
 Defensive Coordinator – 2004

RODGERS, Jeff – (North Texas)
 Special Teams Assistant – 2003–07

ROMAN, Greg – (John Carroll)
 Offensive Coordinator – 2011–Current

RUFFO, Al – (Santa Clara)
 Assistant Coach – 1946–47

SCHMIDT, Kurt – (Wisconsin–Lacrosse)
 Strength, Nutrition & Conditioning Asst. – 2013–Curr.

SCHOLZ, Dave – (Wisconsin–Milwaukee)
 Strength, Nutrition & Conditioning Asst. – 2012

SCHOTTHENHEIMER, Kurt – (Miami)
 Special Teams Coordinator – 2010

SCOVIL, Doug – (Pacific)
 Offensive Backs – 1971–75
 Special Teams – 1970

SEELY, Brad – (South Dakota State)
 Asst. HC/Special Teams Coordinator – 2011–Current

SEIFERT, George – (Utah)
 Head Coach – 1989–96
 Defensive Coordinator – 1983–88
 Secondary – 1980–82

SHANAHAN, Mike – (Eastern Illinois)
 Offensive Coordinator/Quarterbacks – 1992–94

SHAW, Bob – (Ohio State)
 Assistant Coach – 1959

SHAW, Lawrence “Buck” – (Notre Dame)
 Head Coach – 1946–54

SHERMAN, Ray – (Fresno State)
 Receivers – 1992–93
 Running Backs – 1991

SHOFNER, Jim – (Texas Christian)
 Defensive Backs – 1977
 Receivers/Quarterbacks – 1970–73
 Defensive Backs – 1967–69

SIMMONS, Al – (Cal State–Hayward)
 Secondary – 2004
 Assistant Secondary – 2003

SINGLETARY, Mike – (Baylor)
 Head Coach – 2009–10
 Assistant Head Coach/Linebackers – 2005–08

SINGLETARY, Vantz – (Kansas State)
 Inside Linebackers – 2009–10

SMITH, Gregg – (Idaho)
 Assistant Head Coach/Offensive Line – 2004
 Assistant Head Coach/Tight Ends – 2003

SMITH, Richard – (Fresno State)
 Linebackers – 1997–02

SMITH, Tracy – (Louisiana State)
 Special Teams Assistant – 2012–Current

SOLARI, Mike – (San Diego State)
 Offensive Line – 2010–Current
 Tight Ends/Asst. Offensive Line – 1992–96

SPAVITAL, Jim – (Oklahoma State)
 Running Backs – 1976

STANFEL, Dick – (San Francisco)
 Offensive Coordinator/Offensive Line – 1971–75

STECKEL, Les – (Kansas)
 Receivers – 1978

STEWART, George – (Arkansas)
 Receivers – 2000–02
 Special Teams Coordinator – 1996–99

STILES, Lynn – (Utah)
 Special Teams/TEs/Offensive Line Asst. – 1987–91

STRADER, Norman P., “Red” – (St. Mary’s)
 Head Coach – 1955
 Asst. Coach/Chief Scout – 1952

STUDLEY, Chuck – (Illinois)
 Defensive Coordinator – 1979–82

SUGARMAN, Andy – (California)
 Offensive Assistant – 2000–02
 Offensive Quality Control – 1998–99

SULLIVAN, Jerry – (Florida State)
 Wide Receivers/Senior Assistant – 2005–10

SWARTZ, Scott – (San Jose State)
 Offensive Quality Control – 2004

TALLEY, Robert – (Boston University)
 Special Assistant to the Head Coach – 2005–2006

TARVER, Jason – (Santa Clara)
 Outside Linebackers – 2009–10
 Defensive Asst./Outside Linebackers – 2005–2008
 Assistant Running Backs/Offensive Assistant – 2004
 Offensive Quality Control – 2001–03

TAYLOR, Chuck – (Stanford)
 Assistant Coach – 1950

TITTLE, Y.A. – (Louisiana State)
 Offensive Consultant – 1965–69

TOLBERT, Kevin – (Navy)
 Assistant Strength and Conditioning – 2011–Current

TOLLNER, Ted – (Cal Poly SLO)
 Quarterbacks/Assistant to Head Coach – 2008
 Offensive Assistant – 2007
 Offensive Coordinator – 2004
 Quarterbacks – 2002–03

TOMEY, Dick – (DePauw)
 Defensive Assistant – 2003

TOMSULA, Jim (Catawba)
 Defensive Line – 2007–Current
 Head Coach – 2010

TRESTMAN, Marc – (Minnesota)
 Offensive Coordinator – 1995–96

TURNER, Norv – (Oregon)
 Offensive Coordinator – 2006

UYEYAMA, Mark – (Utah)
 Head Strength and Conditioning – 2011–Current
 Asst. Strength and Conditioning – 2008–10

VERMEIL, Al – (Utah State)
 Strength & Conditioning – 1979–82

VETRANO, Joe – (Southern Mississippi)
 Assistant Coach/Chief Scout – 1953–56

VON APPEN, Fred – (Linfield)
 Defensive Line – 1987–88
 Special Teams/Asst. Offensive Line/TE – 1983–86

VORIS, Dick – (San Jose State)
 Assistant Coach – 1963–67

WALSH, Bill – (San Jose State)
 Asst. to Coaching Staff – 1996
 Head Coach – 1979–88

WARHOP, George – (Cincinnati)
 Offensive Line – 2005–09

WHITE, Mike – (California)
 Administrative Asst./Offensive Line – 1978–79

WILSON, Billy – (San Jose State)
 Offensive End Coach – 1964–67
 Assistant Coach – 1961–62

WIGGIN, Paul – (Stanford)
 Defensive Coordinator/Line – 1974
 Defensive Line – 1968–73

WRIGHT, Eric – (Missouri)
 Defensive Backs Assistant – 1991–93

WULFF, PAUL – (Washington State)
 Senior Offensive Assistant – 2012–Current

WYCHE, Sam – (Furman)
 Quarterbacks – 1979–82

YARBER, Eric – (Idaho)
 Wide Receivers – 2003–04

ZEMAN, Bob – (Wisconsin)
 Linebackers – 1989–93

ZWAHLER, Ernie – (Oregon State)
 Offensive Line – 1968–70



JEFF FERGUSON

VICE PRESIDENT OF FOOTBALL OPERATIONS

Jeff Ferguson is in his eighth year with the 49ers and his first as Vice President of Football Operations. Having previously served as the Director of Football Operations and Sports Medicine since 2011, Ferguson oversees the 49ers sports medicine, strength and conditioning, team logistics, groundskeeping, equipment and video operations departments.

From 2006-10, Ferguson served as the team's head athletic trainer, overseeing the team's rehabilitation procedures, injury records, training room and daily athletic training duties. He joined the 49ers after serving as the manager of athletic team development with BREG, an orthopedic company based out of Vista, CA. From June of 2005 until March of 2006 Ferguson specialized in sports medicine bracing for BREG.

Prior to his move to the West coast, Ferguson spent eight years in several capacities at Kansas State University, though he continued to serve as the athletic trainer for the Kansas State football team throughout his time in Manhattan. He began his career in Wildcat athletics in 1997 as an assistant athletic trainer for intercollegiate sports.

In 2002, Ferguson was promoted to assistant athletic director for sports medicine, a position he held until 2005. In his role, Ferguson was responsible for the prevention, evaluation, treatment and rehabilitation of all athletic injuries, in addition to supervising medical coverage for 14 collegiate athletic teams. His staff was voted best in the Big 12 for their medical efforts from 2003 to 2004.

The previous two years (1995-97), Ferguson was an athletic trainer with an orthopedic surgeon and physical therapy company in Louisburg, NC. While doing graduate work at the University of Texas at Arlington, he spent two years as a graduate assistant athletic trainer that included the task of head athletic trainer for the track and field teams.

A native of Clemson, SC, Ferguson earned his bachelor's degree in 1993 at Clemson University and his master's degree in 1995 at Texas-Arlington. He got his start in college athletic training as a student athletic trainer at Clemson from 1989 to 1993, and spent the 1992 summer as a preseason athletic trainer for the New England Patriots. He is also a certified member of the National Athletic Trainers Association (NATA).

A native of Clemson, SC, Ferguson is married to the former Rebecca Hopper. The couple resides in Santa Clara, CA, with their two daughters, Madelyn and Alexandra, and son, J.C.



JOEL PATTEN

DIRECTOR OF PLAYER PERSONNEL

Joel Patten is in his fourth year with the 49ers and first as the director of player personnel. While working closely with general manager Trent Baalke, he oversees both the college and pro personnel efforts. Patten joined San Francisco with 14 years of NFL scouting experience and more than a decade of professional playing experience.

He spent the previous three seasons as the club's director of college scouting. In his previous role, Patten oversaw the college scouting staff and the daily operations of the department.

In 2009, Patten served as a regional scout for the St. Louis Rams. Prior to joining the Rams, he was a national scout for the Washington Redskins from 2004-08, where he worked alongside Baalke, in 2004. Patten also spent time as a regional scout for the Houston Texans (2000-03) and the Redskins (1996-99).

Patten played eight seasons in the NFL and three in USFL as an offensive tackle. Having originally entered the NFL as an undrafted free agent with the Cleveland Browns in 1980, he played in 56 career games for the Browns (1980-82), Colts (1987-88), Chargers (1989-90) and Los Angeles Raiders (1991-92). He also played for the Washington Federals (1983-84) and the Orlando Renegades (1985) of the USFL.

Patten is a 1980 graduate of Duke University and his wife Betsy recently received her BFA in Printmaking from George Mason University. They have been married for 30 years and have 3 children - Jake, Christina and Kimberly.



MIKE WILLIAMS

DIRECTOR OF PRO PERSONNEL

Mike Williams is in his first season as director of pro personnel, after spending last season as a pro personnel scout. In his current role, he will monitor all NFL rosters, and those of all other professional football leagues, with emphasis on scouting talent of upcoming pro free agents. Williams is responsible for maintaining continuous depth on the 49ers roster.

Williams re-joined the 49ers in 2012 after spending the previous three seasons with the St. Louis Rams. As the Rams vice president of player personnel, he was responsible for managing the pro scouting department, evaluating draft eligible prospects and helping to evaluate and manage the Rams roster.

Prior to joining the Rams, Williams spent the previous nine seasons (2000-08) with the 49ers in various roles. He served as the assistant director of pro personnel during his last four years with the team, with responsibilities that included advance scouting, evaluating free agents, setting up free agent workouts and tracking NFL rosters and depth charts. Williams originally joined the 49ers in 1999 as a volunteer in the personnel department, and later became a full-time personnel assistant in 2000.

Williams was the defensive coordinator at De Anza College in Cupertino, CA, in 1998, after serving one season as the linebackers coach at Southern Utah, in 1997. Prior to Southern Utah, Williams was the defensive coordinator at St. Lawrence High School in Santa Clara, CA.

A native of Santa Ana, CA, Williams earned his bachelor's degree in economics from Santa Clara University in 1989, where he was a four-year starter at safety for the Broncos. He attended Mater Dei High School where he played football, basketball and participated in track. Williams and his wife, Holly, have two daughters, Emily Angeline and Catherine Anne.



MATT MALASPINA

DIRECTOR OF COLLEGE SCOUTING

Matt Malaspina is in his ninth year with the 49ers and his first as the director of college scouting. In his current role, Malaspina oversees the college scouting staff and the daily operations of the department.

Malaspina spent the past three years as the national scout, where he was responsible for scouting the southeast region as well as crosschecking college football's top prospects throughout the country.

Malaspina joined the 49ers after spending five years as an area scout with the Seattle Seahawks. Prior to the Seahawks, he spent the 1999 season with the Carolina Panthers, where he evaluated college players in the southeast region. Malaspina spent the previous year with National Football Scouting.

Malaspina was an assistant offensive coach at Jacksonville University from 1997 to 1998. He entered college coaching in 1997 as an intern at his alma mater, the University of Central Florida. A 1993 graduate of Central Florida, Malaspina went on to have a brief playing career as a center for the Shreveport Pirates of the Canadian Football League, playing in 1994 and attending training camp in 1995.



BRIAN HAMPTON

DIRECTOR OF FOOTBALL ADMINISTRATION

Brian Hampton is in his 10th season with the 49ers and his fourth as director of football administration. Prior to his promotion, Hampton served as the team's manager of football operations for two seasons and as an analyst before that. He originally joined the 49ers as a football operations intern in late 2003.

In his current role, Hampton is responsible for contract negotiations, management of the club's player compensation budget and salary cap in addition to various daily football operations duties. Hampton also manages the football R&D efforts, providing frequent analysis on special projects for the owner, head coach, general manager, COO and other departments.

Born and raised in Oakley, CA, Hampton earned a M.A. in sport management from the University of San Francisco and a B.A. in business economics from UC-Santa Barbara. While attending UCSB, Hampton worked for the Santa Barbara Foresters Baseball Club and the UCSB athletic department. He also spent two years directing the Gaucho Locos, the UCSB sports fan club. In his senior year, Hampton was elected and served as President of the Associated Students.

Hampton resides in Mountain View, CA, with his wife, Lindsay, and daughter, Jordan. He is an avid tri-athlete and runner, and has completed a number of events, including marathons and Ironman triathlons.



QUENTUS CUMBY

ASSISTANT DIRECTOR OF PRO PERSONNEL

Quentus Cumby is in his eighth year with the 49ers and first as the assistant director of pro personnel. He spent the previous seven seasons as the team's pro personnel scout.

In his role, Cumby evaluates both NFL talent and players from other professional football leagues. He serves as the 49ers weekly advance scout for the personnel and coaching staffs. During the offseason, he evaluates the team's roster and all pending NFL free agents prior to free agency.

Prior to joining the 49ers, Cumby was a physical education teacher at Ben Franklin Intermediate in Daly City, CA, during the 2005 to 2006 term. He began his teaching career in the fall of 2005 after spending the summer as an intern with the Green Bay Packers player personnel department under Ted Thompson and Reggie McKenzie.

In 2003, Cumby was invited to participate in training camp by the Packers as a free agent safety. One year later, he spent the summer of 2004 playing the position in the Canadian Football League with the Edmonton Eskimos.

Cumby lettered in football and ran track at Cleburne (TX) High School, where he was an all-state free safety in 1999. He went on to earn a football scholarship to the University of Kentucky and was a two-year starter at free safety and cornerback from 1999-02. He graduated in 2004 with a bachelor's degree in kinesiology.

Cumby resides in East Palo Alto, CA, with his wife Liz, and two children, Drew and Kyla.



ETHAN WAUGH

SENIOR PERSONNEL ASSISTANT

Ethan Waugh is in his 10th year with the 49ers, and his second as the team's senior personnel assistant. In his role, he will be based in Santa Clara, where he will work with all aspects of player personnel. Waugh spent four seasons as the team's mid-west regional scout.

Prior to being promoted to an area scout in 2008, Waugh served as the team's personnel assistant where he was involved in a variety of areas, including the evaluation and scouting of college and professional players and working extensively with the 49ers' scouting database.

Waugh joined the 49ers after spending the previous two seasons at Illinois Wesleyan University, where he served as the offensive coordinator, quarterbacks coach and recruiting coordinator.

Prior to his time at Illinois Wesleyan, Waugh served as an assistant at Western Carolina University from 1997-2001. While with the Catamounts, he coached on both the offensive and defensive sides of the ball and assisted with special teams.

Waugh grew up in Vernon Hills, IL, and played defensive back for two years at Lake Forest College before transferring to Lawrence University where he played the slot and quarterback positions. He is a 1997 graduate of Lawrence with a bachelor's degree in history and earned a master's degree in American History from Western Carolina in 1999.

Waugh hails from a football family. His father, Maury, currently coaches at the Trine University, his brother, Tucker, coaches the receivers at Army, and another brother, Adam, coaches the safeties at Louisiana-Monroe.

He and his wife, Allison, reside in San Jose with their four sons.



JUSTIN CHABOT

NATIONAL SCOUT

Justin Chabot is in his 10th year with the 49ers and his first as the team's national scout. In his current role, he is responsible for scouting the southeast region as well as crosschecking college football's top prospects throughout the country. Chabot began his time with the 49ers scouting the midwest region for four years. He later scouted the southwest region for two years, the southeast region for two years and most recently the midwest region for one year.

Prior to joining the 49ers, Chabot spent five years as the director of football operations at Northwestern. As part of his role with the Wildcats, Chabot served as the pro liaison to visiting college talent scouts from the NFL. Chabot was extremely familiar with Northwestern's football program, having starred as an offensive lineman on the 1995 and 1996 Big Ten Championship teams.

Chabot recorded 41 career starts on the Northwestern offensive line, including starts on the 1996 Rose Bowl and the 1997 Citrus Bowl teams. A four-year letterwinner and captain of the 1996 squad, Chabot was named first-team All-Big Ten by the media and coaches as a senior. He was also named to the Academic All-Big Ten list in 1993.

Born in Washington, DC, Chabot was raised in Oxford, OH. He graduated from Northwestern in 1996 with a degree in sociology, and played professionally during the 1997 season with the Pittsburgh Steelers and the New York Giants.

Chabot resides in Baton Rouge, LA, with his twin sons, Walker and Brant.



SCOTT BROWN

REGIONAL SCOUT

Scott Brown is in his second season with the 49ers as the team's midwest regional scout. He joined the 49ers after spending the 2011 season as the defensive line coach at Arizona State. Prior to joining the Sun Devils, Brown served as the defensive line coach at Colorado State from 2008-10.

Brown joined the Rams staff from Duke University, where he had spent the previous 12 seasons (1996-2007) coaching the defensive line and special teams. Prior to his tenure at Duke, Brown coached four seasons on the staff at Minnesota, where he coached the defensive line (1992-94) and linebackers (1995).

He also served nine years at Texas Christian University (1983-91) and three at Southwest Texas State (1980-82), coaching defensive line all 12 seasons. At Southwest Texas State (1980-83), he helped the Bobcats to consecutive Division II national championships, posting victories over North Dakota State in 1981 and UC Davis in 1982. Brown launched his coaching career with a four-year stint in various coaching roles at his alma mater, Adams State (1976-79), in Southern Colorado.

A native of Del Norte, CO, Brown was an All-American at Del Norte (CO) High School, and went on to play linebacker and defensive end at Adams State, where he earned both his bachelor's and master's degrees in physical education.



REGGIE COBB

REGIONAL SCOUT

Reggie Cobb is in his fifth year with the 49ers as the club's western regional scout. In 2011, Cobb was named NFC Scout of the Year by the Fritz Pollard Alliance.

Cobb joined the 49ers after spending the previous six years scouting the Southwest region for the Tampa Bay Buccaneers and two seasons (2001-02) as a member of the Washington Redskins scouting department.

Cobb enjoyed a seven-year playing career that began as a second-round pick (30th overall) by the Buccaneers in 1990. Cobb played his first four seasons (1990-93) with Tampa Bay before playing one season each with Green Bay (1994), Jacksonville (1995) and the N.Y. Jets (1996).

Cobb finished his college career ranked third on the University of Tennessee's career rushing chart with 2,360 yards and 26 touchdowns. He was also a member of the school's 100th anniversary team. Cobb lettered in track and graduated with a degree in urban studies in 1990.

Cobb and his son, DeMarcus, live in Sugarland, Texas.



CHIP FLANAGAN

REGIONAL SCOUT

Chip Flanagan is in his second season with the 49ers as the team's northeast regional scout after spending the previous eight seasons with the Washington Redskins.

Flanagan served as an area scout for the Redskins from 2007-11, where he was responsible for evaluating college prospects at schools located in the southwest region (2007-10) and southeast region (2011).

Prior to working as an area scout, Flanagan served as a college scouting assistant with the Redskins for two seasons (2005 and 2006). He originally entered the NFL in 2004 as an intern in the Redskins' personnel department.

Flanagan was a three-time letterman in football at outside linebacker and a team captain with Bowdoin College in Brunswick, Maine. He also lettered in baseball. A Lowell, Mass., native, Flanagan received a degree in mathematics and a minor in economics in 2000. He also received a master's degree in sport management from Massachusetts-Amherst in 2004.

Flanagan and his wife, Lisa, reside in Virginia Beach, Va. The couple has a daughter, Kylie, and a son, Zack.



BOB MORRIS

REGIONAL SCOUT

Bob Morris is in his fourth year with the 49ers as the club's southern regional scout. Morris joined the 49ers after spending the previous eight years as an area scout for the Cleveland Browns.

Prior to becoming a scout, Morris served as a collegiate assistant coach at the Division I-A level for 21 years. He started his coaching career as a secondary coach at Northern Illinois University from 1980 to 1983, after working the previous two years as a graduate assistant at the University of Colorado.

Morris then served as secondary coach for 10 seasons (1984-93) at Indiana University and helped the Hoosiers reach six bowl games. He was defensive coordinator/secondary coach at Purdue University from 1994 to 1995 and served as the Boilermakers' special teams coordinator in 1996. Morris was passing game

coordinator/secondary coach at the University of Akron from 1998 to 2000 and was the Zips defensive coordinator/secondary coach in 2001.

A two-year letter winner at defensive back and punt returner for the Colorado Buffaloes, Morris helped the team to a Big-8 Championship in 1976. He later received a master's degree in sports psychology and a bachelor's degree in secondary education from Colorado. Morris also lettered three years in basketball for the Buffaloes.

A native of Boulder, CO, Morris is a member of the Fellowship of Christian Athletes. He and his wife, Jennifer, have two sons, Jerod and Joshua. The Morris family volunteers with the Big Brothers and Big Sisters organization. The name of their "little brother" is Bryce.



STEVE RUBIO

REGIONAL SCOUT

Steve Rubio is in his second year with the 49ers and first as the club's midlands regional scout. He spent the 2012 season as a scouting assistant.

Rubio served as the director of player personnel for the University of Tennessee's football program from 2010-2011, after originally joining the team in 2009 as a recruiting intern. In his previous capacity, he oversaw all recruiting board material while handling the initial evaluation of high school and junior college prospects.

The Fort Lauderdale, FL, native graduated from the University of Central Florida with a degree in sports administration, in 2007. Rubio worked in various roles on the Knights football staff over a span of six years. He spent the last 12 months of his tenure as UCF's director of player personnel, after having spent time as a defensive graduate assistant and as the recruiting and operations graduate assistant. Rubio also served as a volunteer coach at his high school, St. Thomas Aquinas, from 2003-04.



JOSH WILLIAMS

PRO PERSONNEL SCOUT

Josh Williams is in his third season with the 49ers and first as a pro personnel scout. He spent the previous two seasons as an assistant in the 49ers scouting department.

In his role, Williams assists the pro scouting department in their evaluation of NFL talent, and is responsible for maintaining current NFL roster boards and depth charts, in addition to coordinating player tryouts and visits to the 49ers facility. During the offseason, he assists in evaluating the team's roster prior to free agency.

A four-year wide receiver for the Columbia University Lions, Williams worked in the financial industry in New York City as a business analyst of investment products at TD Ameritrade. A native of Santa Rosa, CA, he graduated from St. Ignatius College Preparatory in San Francisco in 2005 then earned a bachelor's degree in psychology from Columbia University in 2010.

Williams currently resides in San Jose.



JAMES HALL

SCOUTING ASSISTANT

James Hall is in his first season as a scouting assistant with the 49ers, after a 12-year NFL playing career (2000-2011).

As an NFL defensive end, Hall spent seven seasons with the Detroit Lions (2000-06) and five with the St. Louis Rams (2007-2011). He played in 165 career games (129 starts), recorded 619 tackles, 64.0 sacks, 19 forced fumbles, 12 passes defensed, one interception and seven fumble recoveries, two of which he returned for touchdowns.

The New Orleans, LA, native attended the University of Michigan where he was a Third-Team All America and a Butkus Award semifinalist, as a senior. In 2004, Hall spent his offseason interning in the University of Michigan athletic department.



NATE BRESKE

ASSISTANT ATHLETIC TRAINER

Nate Breske is in his sixth year as an assistant athletic trainer and physical therapist with the 49ers.

Breske joined San Francisco after working at Physical Therapy Specialists in Watertown, South Dakota. After graduating from physical therapy school, Breske founded the outpatient clinic, which specializes in sports medicine, post-op orthopedic cases and pain management. He also served as the director of athletic training for the Watertown School System.

Breske obtained his doctorate degree (2000-04) in physical therapy from the University of Nebraska Medical Center in Omaha, Nebraska. In that span, he also interned with the New England Patriots during the 2003 preseason as an athletic trainer.

From 1995 to 2000, Breske pursued a bachelor's degree in athletic training, biology and psychology at Northern State University in Aberdeen, South Dakota. He was the starting quarterback at NSU as a junior and senior. The two-time team captain earned all-conference (NSIC) and academic all-conference honors.

Breske was an all-state football player at Webster (SD) High School. He is a certified member of the National Athletic Trainers Association (NATA), the American Physical Therapy Association (APTA) and the Professional Football Athletic Trainers Society (PFATS).

Born in Pierre, South Dakota, he and his wife, Tia, who is a registered nurse, live in Santa Clara with their two sons, Jherek and Keon, and daughter, Emsley.



MANNY RIVERA

ASSISTANT ATHLETIC TRAINER

Manny Rivera is in his 10th year as assistant athletic trainer with the 49ers. This is Rivera's second stint with San Francisco after serving as an intern athletic trainer during the 2001 season.

Prior to being hired full time in San Francisco, Rivera spent a year working with the United States Olympic Committee. With the USOC, he provided medical coverage for hundreds of Olympic and Paralympic hopefuls in track and field, softball, baseball, soccer, volleyball and rugby.

After interning with the 49ers, Rivera served as a graduate assistant athletic trainer for the Indiana University football team. While at Indiana, he was directly responsible for the emergency medical supplies, training supplies and inventory, packing for

team travel, as well as game day medical logistics. Rivera was also responsible for supervision, instruction and evaluation of undergraduate athletic training curriculum students. Rivera graduated from Indiana with a Master of Science degree in Kinesiology in 2003.

Rivera began his career in athletic training, serving as a student athletic trainer at the University of the Pacific, where he earned a bachelor's degree in Sports Medicine, in 2001. He is a certified member of the NATA.

Rivera, his wife, Lauren, daughter, Alexis, and son, Tyler, reside in Milpitas, CA.



STEVE URBANIAK

EQUIPMENT MANAGER

Steve Urbaniak is in his 15th year with the 49ers and 11th as the team's equipment manager. During his first four seasons in San Francisco, Urbaniak served as an assistant in the equipment department. This season marks Urbaniak's 16th year overall working in the NFL ranks.

He is responsible for the many details that go into filling an NFL team's daily needs. These needs include outfitting players and coaches in safe and advanced equipment, as well as ordering and maintaining all of the team's equipment and sideline apparel. Urbaniak and his staff also transport team equipment to and from all games, as well as assist coaches with daily practice needs.

Urbaniak came to San Francisco in 1999 after serving a one-year internship with the Miami Dolphins in 1998. While in Miami, he served as a member of the host team assigned to the Denver Broncos prior to Super Bowl XXXIII.

Urbaniak attended East Carolina University, where he helped the Pirates reach consecutive Liberty Bowls as a punter before spending two years as the team's student manager. He graduated with a degree in therapeutic recreation in 1998. A certified athletic equipment manager, Urbaniak is also a member of the Athletic Equipment Managers Association. He added acting to his resume in 1998, playing a small role in the feature film "Any Given Sunday."

Urbaniak was born in Lowville, NY. He and his wife, Lindsay, reside in San Jose, CA with their son, Tyson, and dog, Grady.



DONOVAN "DOC" DRESSLER

ASSISTANT EQUIPMENT MANAGER

Donovan "Doc" Dressler is in his 13th year as the assistant equipment manager of the 49ers.

During his first stint in San Francisco, Doc served as a training camp and partial season intern with the 49ers equipment department in the summer of 2000, before taking on the head equipment manager duties from 2000 to 2001 for the Las Vegas Outlaws of the XFL. Doc returned to San Francisco in 2001 as an intern and was brought on shortly after in a full-time capacity to assist with the team's apparel and on-field equipment needs.

Doc got his start in the NFL with the Miami Dolphins, where he interned at different times in the equipment department during 1998 and 2000. During that time, he also had a stint as the head equipment manager at Northwestern Louisiana State from 1999 to 2000.

Doc was born and raised in Stillwater, OK, where he attended Stillwater High School. He then attended Oklahoma State University and served as the Cowboys' student equipment manager for six years.

Doc has been a member of the Athletic Equipment Manager's Association since 1995 and received his certification in 1999.

He and his wife, Terri, reside in San Jose, CA, with their sons Jacob and Rocco.



SCOTT ROTIER

ASSISTANT EQUIPMENT MANAGER

Scott Rotier is in his sixth year as an assistant equipment manager for the 49ers. He was born and raised in Kent City, Michigan before coming to the Bay Area.

Rotier joined the 49ers at the start of the 2008 training camp after serving as the head equipment manager at Episcopal High School, near Washington, D.C. and being the equipment intern with the Detroit Lions during the 2006 season. Prior to that, he

was a student equipment manager for the Western Michigan University Bronco football team for two years. He has been a member of the Athletic Equipment Managers Association since 2004 and has a degree in Business Management from WMU.

Scott and his wife, Jackie, live in San Jose, with their dog, Sadie.



MICHAEL BRACKEN

VIDEO OPERATIONS MANAGER

Michael Bracken is in his third year as the 49ers video operations manager.

Bracken oversees all daily video operations responsibilities, including the production and editing of all practice and game films for team personnel. Additionally, Bracken and his staff coordinate film exchanges with other teams and NFL Films, as well as maintain the 49ers NFL and collegiate video library.

Prior to joining the 49ers, Bracken spent four years as the assistant video coordinator for the Florida State University athletic department, where he serviced 16 intercollegiate sports. While completing his undergraduate studies at Florida State, he served as a student assistant in the school's video department since 2003.

Bracken resides in San Jose, CA.



MARK PRETO

VIDEO OPERATIONS ASSISTANT

Mark Preto is in his 10th year as video operations assistant with the 49ers after joining the team in July of 2004. It marks Preto's 15th year working in the NFL.

Preto joined the 49ers after serving in the same capacity for the Tennessee Titans from 1999 to 2004. During his time in Nashville, Preto was part of the Titans 2000 AFC Championship team and traveled with the staff to coach the 2003 Pro Bowl.

Prior to joining the NFL ranks, Preto was the video coordinator at Oregon State during the 1998 season after spending the 1995-98 campaigns in the same capacity at Southern Cal when the Trojans captured the 1996 Rose Bowl title.

From 1991 to 1995 Preto served on the video staff at the University of Oregon where he made his first trip to the Rose Bowl. During that span, he spent the 2002 summer as an intern in the Cleveland Browns video department. Preto began his career in sports video at his alma mater, the University of Akron, where he was the video director in 1990 after playing on the Zips football team from 1985 to 1990.

Preto grew up in, Cleveland, OH, where he played football and wrestled at Benedictine (OH) High School. He earned his bachelor's degrees in accounting and finance from Akron.

Preto resides in Santa Clara, CA.



BRYAN ZIEBELMAN

VIDEO OPERATIONS ASSISTANT

Bryan Ziebelman is in his second year as a 49ers video operations assistant after spending the 2011 season as the 49ers video operations intern.

Ziebelman got his start in sports video at his alma mater, Chapman University, where he served as assistant director of video operations and recruiting in 2010 after playing wide receiver on the Panthers football team from 2006 to 2009 and serving as team captain.

Ziebelman received dual degrees in television and broadcast journalism and communications studies with a minor in leadership and organizational studies during his time at Chapman.

A Palo Alto native, Ziebelman attended Henry M. Gunn High School and now resides in San Jose, CA.



MATT GREINER

SPORTS TURF MANAGER/HEAD GROUNDSKEEPER

Matt Greiner is in his fifth year with the 49ers and his second as the sports turf manager/head groundskeeper.

In his role, Greiner is tasked with overseeing the maintenance of all playing surfaces and landscaping at the team's Santa Clara training facility. He originally joined the 49ers as an assistant groundskeeper in 2009, and later promoted to his current position in 2011.

Greiner began his career as a member of the Ohio State University grounds crew in 2005, remaining with the Buckeyes until 2007. He spent 2007 with the Arsenal Football Club, before transitioning to the Minnesota Vikings for the 2008 season.

The Sylvania, OH, native attended Northview High School, before earning a degree in Turfgrass Science from Ohio State University.

Greiner and his wife, Heidi, live in Willow Glen with their daughter, Haleigh.



ADAM HAHN

ASSISTANT GROUNDSKEEPER

Adam Hahn is in his second season as the 49ers assistant groundskeeper. Hahn helps oversee all aspects of field maintenance and keeps the playing fields at the teams practice facility at the highest possible level.

Before joining the 49ers, Hahn was a golf course superintendent at Stone Crest Golf Course in Bedford, IN. While a student at Purdue University, Hahn helped to maintain all of Purdue's athletic fields. During college, he had many other turf related internships all across the United States working on both athletic fields and golf courses. Hahn's first NFL position was as an intern with the Minnesota Vikings.

Hahn was born and raised in Bloomington, IN, where he attended Bloomington High School South. He earned a bachelors degree in Turf Science at Purdue.

He and his wife, Amy, reside in San Jose.



STEVE RISSER

MANAGER, TEAM LOGISTICS

Steve Risser is in his 12th season with the San Francisco 49ers, and his 6th as team logistics manager.

Risser joined the 49ers in 2002, as a community relations intern. Throughout his internship, Risser also assisted with special projects for both the public relations and marketing departments.

In 2005, Risser made the transition to the team logistics department where he assisted with team travel and logistical needs, as well as overseeing the team's training camp operation.

Born in Santa Clara, CA, Risser grew up in Fremont and attended Moreau Catholic High School, where he was a four-year letter-winner in baseball.

A graduate of Cal State Hayward, Risser and his fiancé, Shannon, reside in Santa Clara.



MICHAEL SLAP

TEAM LOGISTICS ASSISTANT

Michael Slap is in his fourth year with the San Francisco 49ers, and his second as the team logistics assistant.

Slap originally joined the 49ers as a training camp intern in the logistics department, in 2010. He returned in 2011 in the same capacity, and remained with the team throughout the entire season. After graduating from the University of California, Davis in 2012, Slap was hired to his current full-time post.

As an undergraduate at UC Davis, Slap worked all four years for the University's Intercollegiate Athletics program as a student event manager, public address announcer and a football operations intern/team manager.

Born in Chico, CA, Slap grew up in Danville where he attended Monte Vista High School. Slap currently resides in San Jose.



BOB LANGE

DIRECTOR OF PUBLIC RELATIONS

A veteran of 15 NFL seasons, Bob Lange is in his fifth year as the 49ers director of public relations.

Lange serves as the 49ers day-to-day spokesman on all football, corporate and Levi's® Stadium matters, while acting as the team's liaison with local, national and international media outlets. Following each of the last two seasons, the 49ers public relations department has been recognized by the Pro Football Writers of America as finalists for the coveted Pete Rozelle Award. The award is presented annually to the NFL club public relations staff that consistently strives for excellence in its dealings and relationships with the media.

Lange joined the 49ers in 2009, after serving as the Philadelphia Eagles assistant director of football media services. During his 10 seasons with the Eagles (1998-99 & 2001-08), he served as a point person for players and coaches with the media, while also promoting the team's efforts in the community. A two-time recipient of the Pete Rozelle Award (2001 & 2004) during his tenure with the team, the Eagles media services department was also recognized as a finalist for the award in 2003.

After beginning his professional career as a public relations intern with the Eagles 1998, Lange remained with the team until being hired by Temple University as the assistant director of sports media relations in October of 1999. As the primary contact for the football team, he assisted with the nationally ranked men's basketball program that twice qualified for the NCAA Tournament and reached the Elite Eight, in 2001. In 2000, Lange directed communications for the NCAA Men's Golf Regional Championship.

The Bryn Mawr, PA, native graduated from Fairfield University in 1998 with a Bachelors of Arts degree in marketing. Lange is an alumnus of St. Joe's Prep in Philadelphia.

He and his wife, Rachael, have two daughters, Charlotte and Emma, and reside in Santa Clara.



MIKE CHASANOFF

MANAGER OF PUBLIC RELATIONS

Mike Chasanoff is in his fifth season with the 49ers and eighth season in the NFL.

Chasanoff is responsible for facilitating interview requests for players, coaches and front office staff, while also overseeing the production of the annual media guide and the team's media materials.

Prior to joining the 49ers, Chasanoff spent the 2008 season as the public relations coordinator for the Tampa Bay Buccaneers. He also interned in the public relations departments of the Houston Texans (2007) and Buccaneers (2006). In the spring of 2007, Chasanoff served as the public relations assistant for the Amsterdam Admirals of NFL Europa.

A native of Bradenton, FL, Chasanoff graduated from Flagler College with a degree in sport management and business in 2006. While in school, Chasanoff was an assistant coach for the Flagler College men's basketball team, and also served as the public relations manager for the Sarasota Red Sox, the Class-A affiliate of the Boston Red Sox.

Chasanoff's brother, Marc, is the coordinator of player personnel for the New Orleans Pelicans. His brother, Tommy, was a member of Team USA for the International Paralympic Committee World Games in Lyon, France in 2013.

Chasanoff resides in San Jose.



DAN BECKLER

MANAGER OF PUBLIC RELATIONS

Dan Beckler is in his fourth season with the 49ers and fifth season in the NFL.

Beckler is responsible for facilitating interview requests for players, coaches and front office staff. He also handles various team-issued media materials and press credentials.

Beckler served as San Francisco's season-long public relations intern in 2009-10, before being hired full time after the 2010 season. Prior to his time with the 49ers, he was a season-long intern with the Tennessee Titans public relations department from 2008-09.

Before entering the NFL, Beckler served as a sports public relations intern at Disney's Wide World of Sports (now ESPN Wide World of Sports) in Lake Buena Vista, FL, from 2007-08.

A native of Wichita, KS, Beckler graduated from Wichita State University with a degree in sport administration in 2007. He also earned his masters of education from WSU in May of 2009. As an undergraduate, Beckler assisted in the sports information department, while also working for the Wichita Wranglers, the Kansas City Royals double-A affiliate.

Beckler and his wife, Ellie, have a son, Peyton.



TALIA MALIK

PUBLIC RELATIONS ASSISTANT

Talia Malik is in her first year as the 49ers public relations assistant, after spending the 2011 and 2012 seasons as a public relations intern with the team.

The San Jose native oversees the production of the annual 49ers Yearbook and Game Day Magazine, while helping to publicize the team's community efforts.

Malik grew up in a football family, as her grandfather, Bill McPherson, was a member of the 49ers coaching staff from 1979 to 1999, and director of pro personnel from 2000 to 2005. Her uncle, Pat McPherson, currently coaches tight ends for the Seattle Seahawks.

A graduate of California State University, Chico, Malik received her degree in journalism and public relations, with a minor in management. She attended Archbishop Mitty High School and now resides in Willow Glen.

2013 SAN FRANCISCO 49ERS ALPHABETICAL ROSTER

28	Asomugha, Nnamdi	CB	6-2	210	11
84	Baldwin, Jon	WR	6-4	230	3
81	Boldin, Anquan	WR	6-1	220	11
75	Boone, Alex	G/T	6-8	300	4
53	Bowman, NaVorro	LB	6-0	242	4
26	Brock, Tramaine	CB	5-10	197	4
55	Brooks, Ahmad	LB	6-3	259	8
25	Brown, Tarell	CB	5-10	193	7
88	Celek, Garrett	TE	6-5	252	2
20	Cox, Perrish	CB	6-0	190	3
43	Dahl, Craig	S	6-1	212	6
5	Daniels, B.J.	QB	5-11	217	R
76	Davis, Anthony	T	6-5	323	4
85	Davis, Vernon	TE	6-3	250	8
9	Dawson, Phil	K	5-11	200	15
24	Dixon, Anthony	RB	6-1	233	4
90	Dorsey, Glenn	DL	6-1	297	6
59	Goodwin, Jonathan	C	6-3	318	12
21	Gore, Frank	RB	5-9	217	9
13	Harper, Chris	WR	6-1	234	R
32	Hunter, Kendall	RB	5-7	199	3
77	Iupati, Mike	G	6-5	331	4
23	James, LaMichael	RB	5-9	195	2
63	Jerod-Eddie, Tony	DT	6-5	301	2
7	Kaepernick, Colin	QB	6-4	230	3
67	Kilgore, Daniel	G/C	6-3	308	3
4	Lee, Andy	P	6-2	180	10
96	Lemonier, Corey	LB	6-3	255	R
78	Looney, Joe	G	6-3	315	2
2	McCoy, Colt	QB	6-1	215	4
47	McDermott, Kevin	LS	6-4	234	R
91	McDonald, Ray	DT	6-3	290	7
89	McDonald, Vance	TE	6-4	267	R
49	Miller, Bruce	FB	6-2	248	3
54	Moody, Nick	LB	6-1	236	R
19	Moore, Marlon	WR	6-0	190	4
11	Patton, Quinton	WR	6-0	204	R

35	Reid, Eric	S	6-1	213	R
22	Rogers, Carlos	CB	6-0	192	9
51	Skuta, Dan	LB	6-2	250	5
99	Smith, Aldon	LB	6-4	265	3
94	Smith, Justin	DT	6-4	285	13
68	Snyder, Adam	G	6-6	325	9
27	Spillman, C.J.	S	6-0	199	5
74	Staley, Joe	T	6-5	315	7
56	Stupar, Nate	LB	6-2	240	1
48	Tukuafu, Will	FB/DT	6-4	293	3
41	Ventrone, Bubba	S	5-10	200	8
31	Whitner, Donte	S	5-10	208	8
57	Wilhoite, Michael	LB	6-0	240	2
93	Williams, Ian	NT	6-1	305	3
10	Williams, Kyle	WR	5-10	186	4
52	Willis, Patrick	LB	6-1	240	7

RESERVE/SUSPENDED

83	Dobbs, Demarcus	TE/DT	6-2	282	3
----	-----------------	-------	-----	-----	---

RESERVE/NON-FOOTBALL INJURY

95	Carradine, Tank	DT	6-4	273	R
71	Dial, Quinton	DT	6-5	318	R
38	Lattimore, Marcus	RB	5-11	221	R
61	Marquardt, Luke	T	6-8	315	R
30	Wright, Eric	CB	5-10	200	7

RESERVE/PHYSICALLY UNABLE TO PERFORM

15	Crabtree, Michael	WR	6-1	214	5
82	Manningham, Mario	WR	6-0	185	6

INJURED RESERVE

	Carswell, Brandon	WR	6-1	201	1
29	Culliver, Chris	CB	6-0	199	3
	Debniak, Alex	FB	6-2	240	R
58	Fleming, Darius	LB	6-2	255	2
98	Okoye, Lawrence	DL	6-6	304	R



NNAMDI ASOMUGHA

28

CORNERBACK

H: 6-2 W: 210

BORN 7.6.81 // LAFAYETTE, LA // NARBONNE HS, LOS ANGELES, CA
CALIFORNIA // 11TH YEAR // ACQUIRED FA (PHI) IN '13

A four-time All-Pro and three-time Pro Bowl starter, Asomugha joins the 49ers after spending the last two seasons with the Philadelphia Eagles and the previous eight seasons with the Oakland Raiders. Originally a 1st-round selection by the Raiders in the 2003 NFL Draft, Asomugha returns to the West coast with 130 career starts, 417 tackles, 2.0 sacks, 15 INTs, 2 FFs and 82 PDs. One of the most dedicated athletes in the community, Asomugha became an Ambassador for the United Way of the Bay Area in 2010, and has been a finalist for the Walter Payton Man of the Year Award, which is presented annually by the NFL to honor players' volunteer and charity work in the community, as well as excellence on the field.



- Nnamdi has said in the past, if he wasn't playing football he would be an actor and has already appeared in several television shows including *The Game*, *Friday Night Lights*, and *Leverage*. He would also like to work to become the general manager of an NFL team.
- His bucket list includes: "Winning the Super Bowl and visiting all seven wonders of the world."
- Nnamdi takes time out of his busy schedule every year to return to his alma mater Narbonne HS (Los Angeles, CA) to distribute backpacks to the incoming freshman. He also outfits the football and basketball teams with shoes.
- Formally established in 2005, Nnamdi and his family formed the Asomugha Foundation to have a positive impact on disadvantaged youth in the United States, and the underprivileged orphans and widows in Africa, through education and empowerment. For more information on the Asomugha Foundation please visit www.buildingtoday.org or follow them on Twitter: @AsomughaFNDN

// GOLDMINE

- Asomugha has received numerous awards and recognition for his tireless involvement in the community. In 2009, he joined former President Bill Clinton at the 2009 Meeting of Clinton Global Initiative University hosted by The University of Texas at Austin to discuss the importance of global service and student activism. He has been an invited guest and has participated in the Clinton Global Initiative every year since then. He was also named to the "Dream Team for Public Service" by the Jefferson Awards for Public Service, in 2009. In 2010, he became an Ambassador for the United Way of the Bay Area. In the same year, he was presented with the 2010 Byron "Whizzer" White Award, which is given annually by the NFLPA and honors the NFL player who best served his team, community and country. In 2011, he was one of three finalists for the Walter Payton Man of the Year Award, which is given annually by the NFL, and honors the player's volunteer and charity work and excellence on the field. Asomugha was one of three finalists for the 2012 Bart Starr Award, which is given each year to the NFL player that best exemplifies outstanding character and leadership in the home, on the field and in the community. Was named one of 12 Creative Ambassador's for Philly, in 2012, by the Greater Philadelphia Tourism Marketing Corporation. The Creative Ambassadors are known internationally for their work and community involvement and are picked as influencers for building buzz about Philadelphia. He was the male recipient of the 2012 Henry P. Iba Citizen Athlete Award, which is given every year to a male and female athlete who has excelled in their sport and demonstrates an extreme desire to help others.

ASOMUGHA'S CAREER STATISTICS

YEAR	TEAM	GP	GS	TACKLES					INTERCEPTIONS					FUMBLES			
				TOT	SOL	AST	SACKS	YDS	INT	YDS	LG	TD	PD	FF	FR	YDS	
2003	OAK	15	1	28	20	8	0.0	0.0	0	0	0	0	0	0	0	0	0
2004	OAK	16	7	45	37	8	1.0	8.5	0	0	0	0	3	0	0	0	
2005	OAK	16	16	60	55	5	0.0	0.0	0	0	0	0	14	0	0	0	
2006	OAK	15	15	50	48	2	1.0	7.0	8	59	24t	1	19	1	0	0	
2007	OAK	15	15	34	32	2	0.0	0.0	1	10	10	0	7	0	0	0	
2008	OAK	15	15	40	33	7	0.0	0.0	1	0	0	0	9	1	0	0	
2009	OAK	16	16	34	30	4	0.0	0.0	1	0	0	0	4	0	0	0	
2010	OAK	14	14	19	17	2	0.0	0.0	0	0	0	0	6	0	0	0	
2011	PHI	16	15	48	35	13	0.0	0.0	3	10	6	0	8	0	0	0	
2012	PHI	16	16	59	49	10	0.0	0.0	1	0	0	0	12	0	0	0	
2013	SF																
TOTALS		154	130	417	356	61	2.0	15.5	15	79	24t	1	82	2	0	0	

Additional Statistics:**Special Teams Tackles:** Regular Season – 7: 2003 (3); 2004 (4)**Special Teams Fumble Recoveries:** 1: 2003 (1)**Blocked Punt:** 1: 2004 (11/7 at Car. by P Todd Sauerbrun)**Milestones:**

NFL Debut: vs. Cin. (9/14/03); **First Start:** vs. Den. (11/30/03); **50th Start:** vs. Den. (12/2/07); **100th Game:** at SD (11/1/09); **100th Start:** at StL (9/11/11); **First INT:** vs. Cle. (10/1/06 – QB Charlie Frye); **First INT Return for a TD:** vs. Pit. (10/29/06 – QB Ben Roethlisberger – 24 yds.); **First FF:** at KC (11/19/06 – QB Trent Green); **First Sack:** (0.5) vs. Buf. (9/19/04 – QB Drew Bledsoe)

ASOMUGHA'S CAREER HIGHS

Total Tackles: Regular Season – 11 vs. Ten. (12/19/04)**Solo:** Regular Season – 10 vs. Ten. (12/19/04)**Assists:** 3 vs. Atl. (11/2/08)**Passes Defensed:** 3 (9 times) Last vs. Det. (10/14/12)**Sacks:** 1.0 at KC (11/19/06)**Interceptions:** 2 (2 times) Last at Cin. (12/10/06)**Interception Yards:** 24 vs. Pit. (10/29/06)**Long Interception Return:** 24 vs. Pit. (10/29/06)**Interception Returns for TDs:** 1 vs. Pit. (10/29/06)**Forced Fumbles:** 1 (2 times) Last at Buf. (9/21/08)

// TRANSACTIONS

Originally a 1st-round (31st overall) draft choice by Oak. in the 2003 NFL Draft...Re-signed a one-year contract as the Raiders franchise player on 7/24/08...Re-signed to a three-year contract by Oak. on 2/19/09...Signed a five-year contract with Phi. on 7/29/11...Released by Phi. on 3/12/13...Signed a one-year contract with SF on 4/3/13.

// AWARDS & HONORS

2006: AP Second-Team All-Pro, *Sports Illustrated* Dr. Z All-Pro, Oakland Raiders Commitment of Excellence Award

2008: AP First-Team All-Pro, AFC Pro Bowl, Oakland Raiders Commitment to Excellence Award

2009: AP Second-Team All-Pro, AFC Pro Bowl

2010: AP First-Team All-Pro, AFC Pro Bowl

// 2012 (PHILADELPHIA)

- Started all 16 games of the 2012 season, recording 59 tackles, 1 INT and 12 PDs.
- In the first game of the season, Asomugha tallied 3 tackles and 3 PDs to help contribute to an Eagle's victory at Cle. (9/9).
- Hauled in an INT off of QB Matthew Stafford in the endzone, thwarting a Lions drive vs. Det. (10/14).
- Registered a season-high 10 tackles at Dal. (12/2).
- Compiled 7 tackles and 1 PD at TB (12/9) to help contribute to a win for the Eagles.

// 2011 (PHILADELPHIA)

- Finished the season with 48 tackles, ranked second on the team with 3 INTs, and recorded 8 PDs after starting 15 games in his first season with the Eagles.
- Picked off Falcons QB Matt Ryan for his first INT as an Eagle, also registered 4 tackles and 2 PDs at Atl. (9/18).
- Made a diving INT off of QB Tony Romo vs. Dal. (10/30), and also tallied 4 tackles and 2 PDs.
- Intercepted Cardinals QB John Skelton in the 4th qtr. vs. Arz. (11/13), for his 3rd INT of the season.
- Had another big game against the Cowboys, contributing 8 tackles to the winning effort at Dal. (12/24).

// 2010 (OAKLAND)

- Was named a starter on the AFC Pro Bowl squad for the third consecutive season and earned his fourth Associated Press All-Pro selection.
- Anchored a defense that ranked 2nd in the NFL by allowing just 189.2 passing yds. per game.
- Opponents completed a league-low 249 passes against the Raiders secondary.

// 2009 (OAKLAND)

- Named an AFC Pro Bowl starter for the second straight season and was also tabbed second-team All-Pro by the Associated Press.
- Totaled 34 tackles, 1 INT, 7 TFLs, and 4 PDs, while starting all 16 games for the second time in his career.
- Had 3 tackles, 2 PDs and notched his 11th career INT on the final play of the game, sealing a victory vs. Cin. (11/22).
- Posted 4 tackles, including 1 TFL at Dal. (11/26).

// 2008 (OAKLAND)

- Named All-Pro by the Associated Press, and earned his first Pro Bowl selection.
- Started 15 games, collecting 40 tackles, 1 INT, 1 FF and a team-high 9 PDs.
- Received his second Commitment to Excellence Award.
- Forced a fumble that thwarted a potential scoring drive and chipped in 5 tackles at Buf. (9/21).
- Made a season-high 7 tackles vs. Atl. (11/2).
- Registered an INT, 1 tackle and 2 PDs vs. Car. (11/9).

// 2007 (OAKLAND)

- Started 15 games at CB and registered 34 tackles, 1 INT, 7 PDs and was selected as a Pro Bowl alternate.
- Amassed a season-high 5 tackles and a team-high 3 PDs at Den. (9/16).
- Recorded an INT, 2 tackles and 1 PD vs. Min. (11/18).

// 2006 (OAKLAND)

- Selected as a Pro Bowl alternate and was named AP Second-Team All-Pro after tying for 3rd in the NFL with 8 INTs.
- Also named to the *Sports Illustrated* Dr. Z All-Pro Team.
- Received his first Raiders Commitment to Excellence Award.
- Started 15 games at CB, and recorded 50 tackles and led the team with 8 INTS and 19 PDs.
- Snatched his first 2 career INTs vs. Cle. (10/1).
- Tallied a season-high 9 tackles, and snagged a 24-yd. INT return for a TD, the first score of his career vs. Pit. (10/29).
- Registered 3 tackles, 1 INT and 2 PDs vs. Den. (11/12).
- Compiled 6 tackles, 1.0 sack and 1 FF at KC (11/19).
- Posted 1 tackle, 1 INT and 3 PDs at SD (11/26).
- Notched his second 2-INT game of the season at Cin. (12/10), adding 3 PDs.
- Grabbed his 8th INT of the season vs. KC (12/23), and added 4 tackles and 1 PD.

// 2005 (OAKLAND)

- Started all 16 games at CB and recorded 60 tackles and led the team with 14 PDs.
- Started the season off with a bang, recording a season-high 8 tackles at NE (9/8).

// 2004 (OAKLAND)

- Played in all 16 games (7 starts), and recorded 45 tackles, 1.0 sack, 3 PDs and 1 blocked punt.
- Registered his first career sack (0.5) vs. Buf. (9/19) and also tallied 2 tackles.
- Blocked a Todd Sauerbrun punt at Car. (11/7), the first of his career.
- Recorded a season-high 11 tackles to help contribute for a win vs. Ten. (12/19).
- Notched 5 tackles and a sack (0.5) at KC (12/25).

// 2003 (OAKLAND)

- Played in 15 games (1 start), tallying 25 tackles on defense, with three stops and 1 FR on special teams.
- Made first career start vs. Den. (11/30) and tied for second on team with 7 tackles and 1 FF.
- Recovered a fumble on special teams at Det. (11/2).

// COLLEGE

Saw action in 41 games in his four-year career for the Golden Bears, compiling 187 tackles, 3.0 sacks, 7 INTs, 19 TFLs, 15 PDs, 1 FF and 2 FRs. As a senior, he recorded 53 tackles, 3 INTs, 10 PDs, 1 FF and 2 FRs. As a junior, totaled 54 tackles, 3 INTs, 7 TFLs, 1 PD and 1 blocked FG. As a sophomore, he lead the team with 76 tackles, and also registered 3.0 sacks, 7 TFLs and 5 PDs. He saw action in 8 games as a backup safety his freshman season.

// PERSONAL

- Attended Narbonne (Los Angeles, CA) HS, where he was one of the nation's most highly recruited defensive backs as a senior after earning first team all-state honors.
- Finished his senior year with 86 tackles and 7 INTs, returning one 98 yds. for a school record. Also caused 8 FFs and recovered 6 fumbles, while returning 2 kickoffs and 1 punt for TDs. Added 23 receipts. for 408 yds. and 6 TDs, and saw action at QB, completing 14 of 22 passes for 192 yds. and 2 TDs.
- He was a standout in basketball as well, earning all-league honors as a junior and senior.
- Earned his degree in corporate finance.

// INJURY REPORT

- 2006:** Missed the second game of the regular season, at Bal. (9/17) with a foot injury.
- 2007:** Inactive vs. Chi. (11/11) with a knee injury.
- 2008:** Inactive for the last game of the regular season, at TB (12/28) with a neck injury.
- 2010:** Missed back-to-back games in the middle of the regular season [vs. KC (11/7) and at Pit. (11/21)] with an ankle injury.

ASOMUGHA'S GAME-BY-GAME

2009 (Oakland)

Date	Opp	W/L	P/S	Tot	Sol	Ast	Sk	Yds	Int	Yds	PD	FF	FR	Yds
Sep 14	SD	L	1/1	2	2	0	0.0	0.0	0	0	0	0	0	0
Sep 20	at KC	W	1/1	3	3	0	0.0	0.0	0	0	0	0	0	0
Sep 27	Den	L	1/1	2	2	0	0.0	0.0	0	0	0	0	0	0
Oct 4	at Hou	L	1/1	2	1	1	0.0	0.0	0	0	0	0	0	0
Oct 11	at NYG	L	1/1	1	0	1	0.0	0.0	0	0	0	0	0	0
Oct 18	Phi	W	1/1	1	1	0	0.0	0.0	0	0	0	0	0	0
Oct 25	NYJ	L	1/1	4	3	1	0.0	0.0	0	0	0	0	0	0
Nov 1	at SD	L	1/1	3	3	0	0.0	0.0	0	0	0	0	0	0
Nov 15	KC	L	1/1	3	3	0	0.0	0.0	0	0	1	0	0	0
Nov 22	Cin	W	1/1	3	2	1	0.0	0.0	1	0	2	0	0	0
Nov 26	at Dal	L	1/1	4	4	0	0.0	0.0	0	0	0	0	0	0
Dec 6	at Pit	W	1/1	2	2	0	0.0	0.0	0	0	0	0	0	0
Dec 13	Was	L	1/1	2	2	0	0.0	0.0	0	0	1	0	0	0
Dec 20	at Den	W	1/1	2	2	0	0.0	0.0	0	0	0	0	0	0
Dec 27	at Cle	L	1/1	0	0	0	0.0	0.0	0	0	0	0	0	0
Jan 3	Bal	L	1/1	0	0	0	0.0	0.0	0	0	0	0	0	0
TOTALS			16/16	34	30	4	0.0	0.0	1	0	4	0	0	0

2010 (Oakland)

Date	Opp	W/L	P/S	Tot	Sol	Ast	Sk	Yds	Int	Yds	PD	FF	FR	Yds
Sep 12	at Ten	L	1/1	1	1	0	0.0	0.0	0	0	0	0	0	0
Sep 19	StL	W	1/1	1	1	0	0.0	0.0	0	0	0	0	0	0
Sep 26	at Arz	L	1/1	1	1	0	0.0	0.0	0	0	1	0	0	0
Oct 3	Hou	L	1/1	3	2	1	0.0	0.0	0	0	1	0	0	0
Oct 10	SD	W	1/1	4	3	1	0.0	0.0	0	0	1	0	0	0
Oct 17	at SF	L	1/1	1	1	0	0.0	0.0	0	0	1	0	0	0
Oct 24	at Den	W	1/1	0	0	0	0.0	0.0	0	0	0	0	0	0
Oct 31	Sea	W	1/1	0	0	0	0.0	0.0	0	0	1	0	0	0
Nov 7	KC	W	–	–	–	–	–	–	–	–	–	–	–	–
Nov 21	at Pit	L	–	–	–	–	–	–	–	–	–	–	–	–
Nov 28	Mia	L	1/1	4	4	0	0.0	0.0	0	0	0	0	0	0
Dec 5	at SD	W	1/1	1	1	0	0	0	0	0	0	0	0	0
Dec 12	at Jax	L	1/1	0	0	0	0	0	0	0	0	0	0	0
Dec 19	Den	W	1/1	1	1	0	0.0	0.0	0	0	0	0	0	0
Dec 26	Ind	L	1/1	2	2	0	0.0	0.0	0	0	1	0	0	0
Jan 2	at KC	W	1/1	0	0	0	0.0	0.0	0	0	0	0	0	0
TOTALS			14/14	19	17	2	0.0	0.0	0	0	6	0	0	0

2011 (Philadelphia)

Date	Opp	W/L	P/S	Tot	Sol	Ast	Sk	Yds	Int	Yds	PD	FF	FR	Yds
Sep 11	at StL	W	1/1	1	0	1	0.0	0.0	0	0	0	0	0	0
Sep 18	at Atl	L	1/1	4	2	2	0.0	0.0	1	6	2	0	0	0
Sep 25	NYG	L	1/1	1	0	1	0.0	0.0	0	0	0	0	0	0
Oct 2	SF	L	1/1	6	4	2	0.0	0.0	0	0	0	0	0	0
Oct 9	at Buf	L	1/1	4	4	0	0.0	0.0	0	0	0	0	0	0
Oct 16	at Was	W	1/1	4	3	1	0.0	0.0	0	0	0	0	0	0
Oct 30	Dal	W	1/1	4	3	1	0.0	0.0	1	0	2	0	0	0
Nov 7	Chi	L	1/1	3	2	1	0.0	0.0	0	0	1	0	0	0
Nov 13	Arz	L	1/1	1	1	0	0.0	0.0	1	4	1	0	0	0
Nov 20	at NYG	W	1/1	2	1	1	0.0	0.0	0	0	0	0	0	0
Nov 27	NE	L	1/0	2	2	0	0.0	0.0	0	0	1	0	0	0
Dec 1	at Sea	L	1/1	1	1	0	0.0	0.0	0	0	1	0	0	0
Dec 11	at Mia	W	1/1	2	1	1	0.0	0.0	0	0	0	0	0	0
Dec 18	NYJ	W	1/1	1	0	1	0.0	0.0	0	0	0	0	0	0
Dec 24	at Dal	W	1/1	8	8	0	0.0	0.0	0	0	0	0	0	0
Jan 1	Was	W	1/1	4	3	1	0.0	0.0	0	0	0	0	0	0
TOTALS			16/15	48	35	13	0.0	0.0	3	10	8	0	0	0

2012 (Philadelphia)

Date	Opp	W/L	P/S	Tot	Sol	Ast	Sk	Yds	Int	Yds	PD	FF	FR	Yds
Sep 9	at Cle	W	1/1	3	1	2	0.0	0.0	0	0	3	0	0	0
Sep 16	Bal	W	1/1	1	1	0	0.0	0.0	0	0	0	0	0	0
Sep 23	at Arz	L	1/1	4	3	1	0.0	0.0	0	0	0	0	0	0
Sep 30	NYG	W	1/1	3	3	0	0.0	0.0	0	0	1	0	0	0
Oct 7	at Pit	L	1/1	7	6	1	0.0	0.0	0	0	0	0	0	0
Oct 14	Det	L	1/1	5	5	0	0.0	0.0	1	0	3	0	0	0
Oct 28	Atl	L	1/1	3	3	0	0.0	0.0	0	0	0	0	0	0
Nov 5	at NO	L	1/1	2	1	1	0.0	0.0	0	0	1	0	0	0
Nov 11	Dal	L	1/1	2	2	0	0.0	0.0	0	0	1	0	0	0
Nov 18	at Was	L	1/1	2	1	1	0.0	0.0	0	0	0	0	0	0
Nov 26	Car	L	1/1	2	2	0	0.0	0.0	0	0	0	0	0	0
Dec 2	at Dal	L	1/1	10	9	1	0.0	0.0	0	0	0	0	0	0
Dec 9	at TB	W	1/1	7	6	1	0.0	0.0	0	0	1	0	0	0
Dec 13	Cin	L	1/1	0	0	0	0.0	0.0	0	0	1	0	0	0
Dec 23	Was	L	1/1	3	2	1	0.0	0.0	0	0	0	0	0	0
Dec 30	at NYG	L	1/1	5	4	1	0.0	0.0	0	0	1	0	0	0
TOTALS			16/16	59	49	10	0.0	0.0	1	0	12	0	0	0



JON BALDWIN

84

WIDE RECEIVER

H: 6-4 W: 230

BORN 8.10.89 // ALIQUIPPA, PA // ALIQUIPPA HS, ALIQUIPPA, PA
PITTSBURGH // 3RD YEAR // ACQUIRED TRADE IN '13

Former first-round draft pick Jon Baldwin joins the 49ers after spending the first two seasons of his NFL career with the Kansas City Chiefs. The big-bodied receiver gives Colin Kaepernick another talented weapon on offense to add to his arsenal. Baldwin's football pedigree runs deep, as his father, Jeffery, played defensive line at the University of Pittsburgh and Jon's cousin, Charles Fisher, played defensive back for the Cincinnati Bengals.

// GOLDMINE

- Baldwin was the fourth, first-round pick out of Aliquippa HS, joining Tampa Bay Buccaneers CB Darrelle Revis, retired NFL CB Ty Law and retired NFL DT Sean Gilbert, "You see the names hung up in the high school, their jerseys hung up and things like that. Being an athlete, those things push you and you want to get where they went. Those things definitely were things that pushed me growing up."

BALDWIN'S CAREER STATISTICS

YEAR	TEAM	GP	GS	RECEIVING					RUSHING				
				NO	YDS	AVG	LG	TD	ATT	YDS	AVG	LG	TD
2011	KC	11	3	21	254	12.1	39t	1	0	0	-	-	0
2012	KC	15	7	20	325	16.3	57	1	-	-	-	-	-
2013	SF												
TOTALS		26	10	41	579	14.1	57	2	0	0	-	-	0

Milestones:

NFL Debut: at Oak. (10/23/11); **First Reception:** at Oak. (10/23/11 – 14-yd. pass from QB Matt Cassel); **First TD Reception:** vs. SD (10/31/11 – 39-yd. TD pass from QB Matt Cassel)

BALDWIN'S CAREER HIGHS

Receptions: 5 vs. SD (10/31/11)

Receiving Yards: 82 vs. SD (10/31/11)

Long Reception: 57 vs. Ind. (12/23/12)

TD Receptions: 1 (2 times) Last vs. Car. (12/2/12)

// TRANSACTIONS

Originally drafted in the 1st-round (26th overall) by KC in the 2011 NFL Draft...Traded by KC to SF for WR A.J. Jenkins on 8/19/13.

// 2012 (KANSAS CITY)

- Appeared in 15 games (7 starts), tallying 20 receipts. for 325 yds. and 1 TD.
- Hauled in 3 receipts. for 62 yds. at Buf. (9/16).
- Tallied 4 receipts. for 50 yds. vs. SD (9/30).
- Caught 2 receipts for 37 yds. and 1 TD in a win vs. Car. (12/2).
- Notched 2 receipts. for 64 yds., including a career-long 57-yd. receipt. vs. Ind. (12/23).

// 2011 (KANSAS CITY)

- Played in 11 games (3 starts), registering 21 receipts. for 254 yds. and 1 TD in his rookie season. Caught at least 1 pass in every game he played in during the 2011 season.
- Notched 1st career receipt. for a 14-yd. gain in his NFL debut at Oak. (10/23).
- Recorded career-highs vs. SD (10/31) with 5 receipts. for 82 yds. and his 1st career TD on a season-long 39-yd. receipt.

// COLLEGE

Played in 39 games (28 starts) during his career at Pittsburgh, where he caught 128 passes for 2,337 yds. (18.3 avg.) and 16 TDs. The two-time All-Big East first-team selection ranks 8th in career receiving yds. and is t-8th in career receipts. in Pitt Panthers history. In 2010 as a junior, started all 13 games and led Pittsburgh with 53 receipts. for 822 yds. and 5 TDs. Played in 13 games (12 starts) as a sophomore, and recorded 57 receipts. for 1,111 yds. and 8 TDs. His 1,111 yds. receiving in 2009 is 4th best all-time in school history for a single-season. Appeared in all 13 games (3 starts) as a freshman, snagging 18 receipts. for 404 yds. and 3 TDs.

// PERSONAL

- An All-Pennsylvania Class AA first-team selection by the Associated Press, was also named *SuperPrep* All-American and Northeast Offensive Player of the Year while attending Aliquippa (Aliquippa, PA) HS.
- The five-star recruit, according to Scout.com and Rivals.com, was picked to play in the U.S. Army All-American Bowl and Big 33 Football Classic.
- Baldwin also earned First-Team All-State in basketball, averaging 21.9 points, 8.6 rebounds and 2.0 blocks a game his senior year.
- His father, Jeffery, played defensive line at the University of Pittsburgh from 1981-84.
- His cousin, Charles Fisher, played defensive back for the Cincinnati Bengals from 1999-2001.
- Born Jonathan Dupree Baldwin (8/10/89) in Aliquippa, PA.

// INJURY REPORT

2011: Inactive for the first five games of the regular season [vs. Buf. (9/11), at Det. (9/18), at SD (9/25), vs. Min. (10/2) and at Ind. (10/9)] with a thumb injury.

2012: Inactive vs. Cin. (11/18) with a head/neck injury.

BALDWIN'S GAME-BY-GAME**2011 (Kansas City)**

Date	Opp	W/L	P/S	Rec	Yds	Avg	Lg	TD
Sep 11	Buf	L	–	INACTIVE (Thumb)	–	–	–	–
Sep 18	at Det	L	–	INACTIVE (Thumb)	–	–	–	–
Sep 25	at SD	L	–	INACTIVE (Thumb)	–	–	–	–
Oct 2	Min	W	–	INACTIVE (Thumb)	–	–	–	–
Oct 9	at Ind	W	–	INACTIVE (Thumb)	–	–	–	–
Oct 23	at Oak	W	1/0	1	14	14.0	14	0
Oct 31	SD	W	1/0	5	82	16.4	39t	1
Nov 6	Mia	L	1/1	1	12	12.0	12	0
Nov 13	Den	L	1/0	1	15	15.0	15	0
Nov 21	at NE	L	1/1	3	16	5.3	10	0
Nov 27	Pit	L	1/0	2	26	13.0	20	0
Dec 4	at Chi	W	1/0	1	7	7.0	7	0
Dec 11	at NYJ	L	1/1	2	28	14.0	18	0
Dec 18	GB	W	1/0	1	17	17.0	17	0
Dec 24	Oak	L	1/0	1	10	10.0	10	0
Jan 1	at Den	W	1/0	3	27	9.0	15	0
TOTALS			11/3	21	254	12.1	39t	1

2012 (Kansas City)

Date	Opp	W/L	P/S	Rec	Yds	Avg	Lg	TD
Sep 9	Atl	L	1/0	0	0	–	–	0
Sep 16	at Buf	L	1/0	3	62	20.7	26	0
Sep 23	at NO	W	1/0	3	36	12.0	14	0
Sep 30	SD	L	1/0	4	50	12.5	25	0
Oct 7	Bal	L	1/1	1	26	26.0	26	0
Oct 14	at TB	L	1/0	2	19	9.5	10	0
Oct 28	Oak	L	1/1	1	7	7.0	7	0
Nov 1	at SD	L	1/0	1	13	13.0	13	0
Nov 12	at Pit	L	1/1	1	11	11.0	11	0
Nov 18	Cin	L	–	INACTIVE (Head/Neck)	–	–	–	–
Nov 25	Den	L	1/1	0	0	–	–	0
Dec 2	Car	W	1/0	2	37	18.5	34	1
Dec 9	at Cle	L	1/1	0	0	–	–	0
Dec 16	at Oak	L	1/1	0	0	–	–	0
Dec 23	Ind	L	1/1	2	64	32.0	57	0
Dec 30	at Den	L	1/0	0	0	–	–	0
TOTALS			15/7	20	325	16.3	57	1



ANQUAN BOLDIN

81

WIDE RECEIVER

H: 6-1 W: 220

BORN 10.3.80 // PAHOKEE, FL // PAHOKEE HS, PAHOKEE, FL
FLORIDA STATE // 11TH YEAR // ACQUIRED TRADE IN '13 - BAL.

One of the most productive wide receivers in recent NFL history, Anquan Boldin returns to the NFC West, after spending three seasons with the Baltimore Ravens. The 10-year veteran and 3-time Pro Bowler brings big-play potential, toughness and plenty of savvy, veteran experience with him to San Francisco. Boldin is the fastest player in NFL history to haul in his 400th, 500th and 600th career receptions. He originally entered the NFL as a 2nd round draft pick (54th overall) of the Arizona Cardinals in 2003. Boldin started his NFL career in spectacular fashion, by setting the NFL rookie records for most receptions. (101) in a season and most rec. yds. in the first game of a career (217), on his way to earning NFL Offensive Rookie of the Year and Pro Bowl honors.



- Boldin joined Pro Football Hall of Famer James Lofton (1978) and Terrell Owens (2004) as the only players in NFL history with 3 TD receipts. in the first home game of a season with a new team.
- Won his first Player of the Week Award (Week 3, 2010); He was the first Baltimore wide receiver to win Offensive Player of the Week since Qadry Ismail in 1999 (Week 14).
- Is the Ravens' all-time playoff leader in receptions. (38) rec. yds. (616) and TD receipts. (6).

// GOLDMINE

- Established the Anquan Boldin Foundation in 2004, which is dedicated to expanding the educational and life opportunities of underprivileged children. Core services of the foundation support after-school programs, full-time scholarships with the support of the University of Phoenix, and dental care and food programs. More information on the Anquan Boldin Foundation is available at www.Q81.org.
- In April of this year, Boldin hosted the ninth annual Q-Festival, with proceeds benefiting his foundation. The weekend-long event takes place in Boldin's hometown area of South Florida and includes free activities for youth and families. This year's activities included a golf tournament, a celebrity basketball game at his alma mater, Pahokee High School, and a "Fun Day in the Park." The golf tournament alone raised \$71,000 and over 3,000 participants attended the three-day event. "We had a great turnout, each year it continues to grow," said Boldin. "We probably had about 20 NFL guys come out and participate. We had nothing but great feedback from the community and as usual I'm looking forward to it again next year."
- This past March, Boldin went on a trip to Senegal, with Arizona Cardinals WR Larry Fitzgerald, to try to help understand and change the mining policies that allow the natives to be stripped from their land and left with nothing. "We wanted to go over there, see the entire process, see how things are run and just come back to the U.S. and advocate for the people who really don't have a voice. We have a trip scheduled to Washington D.C. so that we can actually talk to congress and try to get the policies changed."
- Boldin was inducted into the Palm Beach County Sports Hall of Fame on March 25, 2012, and was honored as a 2012 Distinguished Alumni by the Education Foundation of Palm Beach County, Inc. Another special honor that Boldin has earned in his hometown of Pahokee, FL, is the name of Pahokee High School's football stadium, Anquan Boldin Stadium.

// CAREER HIGHLIGHTS

- Is the fastest player in NFL history to record 600 career receptions., reaching the milestone on 9/26/10 vs. Cle. in his 98th-career game, four games faster than the Colts' Marvin Harrison (102).
- Also holds the NFL record for the fastest to tally 500 career receptions., reaching the milestone on 12/14/08 vs. Min. in his 80th-career game, nine games faster than Denver's Lionel Taylor (89 games).
- Was the fastest in NFL history to reach 400 career receptions., connecting against Atl. (12/23/07) in his 67th-career game, five games faster than the previous record holder (Hall of Famer Kellen Winslow Sr.).
- Recorded the 700th receipt. of his career at Cle. (12/4/11), reaching the milestone in his 123rd game (3rd fastest all-time: Marvin Harrison - 114 and Andre Johnson - 120).
- Finished his Cardinals career as the franchise's all-time receptions. leader (586, since broken by Larry Fitzgerald). Also ranks 3rd in rec. yds. (7,520) and 5th in rec. TDs (44).
- In 2003, set NFL rookie records for the most pass receptions. (101), most rec. yds. in the first game of a career (217) and the Cardinals' then single-season receptions. record (101) en route to Offensive Rookie of the Year honors.
- Reached the 4,000-yd. rec. mark in his 48th career game and became the 3rd-fastest player in NFL history to reach the milestone behind Lance Alworth (42) and Randy Moss (47); Charley Hennigan and Jerry Rice also did it in 48 games.
- Despite missing two games in the middle of the 2005 season, caught 102 passes, breaking his previous personal best and franchise record of 101 (2003).

// GOLDMINE (CONTINUED)

• In April 2012, Boldin made a mission trip to Ethiopia, also with Arizona Cardinals WR Larry Fitzgerald, to bring attention to the horrible drought in East Africa. "One of the villages that we went to had a canal around their crops and they had a huge problem with hippos," he said. "So they needed some kind of protection to keep the hippos out. We went there, bought fences, and built fences around the crops so that the hippos couldn't damage the crops anymore." He also helped build retaining walls in one village so that when it did eventually rain, the villagers could catch the water and grow vegetation.

- He was named the Baltimore Ravens' 2012 and 2010 Walter Payton Man of the Year, as well as the Arizona Cardinals Walter Payton Man of the Year in 2004, for his efforts on and off the field.
- After the destruction of Hurricane Katrina in 2005, Boldin, along with several teammates, visited hurricane refugees that were displaced to Phoenix, AZ. He helped serve food and drinks to the Louisiana residents, while also donating money to the Hurricane Relief Disaster Fund.

BOLDIN'S CAREER STATISTICS

YEAR	TEAM	GP	GS	RECEIVING					RUSHING				
				NO	YDS	AVG	LG	TD	ATT	YDS	AVG	LG	TD
2003	ARZ	16	16	101	1,377	13.6	71t	8	5	40	8.0	23	0
2004	ARZ	10	9	56	623	11.1	31t	1	1	3	3.0	3	0
2005	ARZ	14	14	102	1,402	13.7	54t	7	12	45	3.8	11	0
2006	ARZ	16	16	83	1,203	14.5	64	4	5	28	5.6	18	0
2007	ARZ	12	11	71	853	12.0	44t	9	1	14	14.0	14	0
2008	ARZ	12	11	89	1,038	11.7	79t	11	9	67	7.4	30	0
2009	ARZ	15	15	84	1,024	12.2	44	4	3	12	4.0	5t	1
2010	BAL	16	16	64	837	13.1	61	7	2	2	1.0	3	0
2011	BAL	14	14	57	887	15.6	56	3	0	0	–	–	0
2012	BAL	15	15	65	921	14.2	43	4	1	3	3.0	3	0
2013	SF												
TOTALS		140	137	772	10,165	13.2	79t	58	39	214	5.5	30	1

PLAYOFFS

YEAR	TEAM	GP	GS	RECEIVING					RUSHING				
				NO	YDS	AVG	LG	TD	ATT	YDS	AVG	LG	TD
2008	ARZ	3	3	14	190	13.6	71t	1	0	0	–	–	0
2009	ARZ	–	–	–	INACTIVE (Ankle/Knee)			–	–	–	–	–	–
2010	BAL	2	2	6	62	10.3	27	1	0	0	–	–	0
2011	BAL	2	2	10	174	17.4	37	1	0	0	–	–	0
2012	BAL	4	4	22	380	17.3	50	4	0	0	–	–	0
TOTALS		11	11	52	806	15.5	71t	7	0	0	–	–	0

Additional Statistics:

Punt Returns – 20: 2003 (20)

Punt Return Yards – 130: 2003 (130)

Fumbles – Lost – 17–12: 3–3 in 2003, 1–1 in 2004, 2–1 in 2005, 1–0 in 2006, 2–1 in 2007, 4–3 in 2008, 3–2 in 2009, 1–1 in 2010

Passing – 3–1–9–(–6)–1–0 TDs: 2003 (1–0–0–1–0 TDs); 2005 (1–0–0–0–0 TDs); 2010 (1–1–(–6)–0–0 TDs)

Milestones:

NFL Debut: at Det. (9/7/03); **First Start:** at Det. (9/7/03); **First Reception:** at Det. (9/7/03 – 20–yd. pass from QB Jeff Blake); **First TD Reception:** at Det. (9/7/03 – 7–yd. pass from QB Jeff Blake); **100–yd. Games:** 33, Last vs. Cle. (9/27/12 – 138 yds.); **200–yd. Games:** 1, at Det. (9/7/03 – 217 yds.);

1,000–yd. Seasons: 5, Last in 2009 (1,024)

BOLDIN'S CAREER HIGHS

Receptions: Regular Season – 14 at Bal. (9/23/07); Postseason – 8 vs. Pit. (2/1/89)

Receiving Yards: Regular Season – 217 at Det. (9/7/03); Postseason – 145 vs. Ind. (1/6/13)

Long Reception: 79t vs. Mia. (9/14/08)

TD Receptions: Regular Season – 3 (2 times) Last vs. Cle. (9/26/10); Postseason – 2 (3 times) Last at GB (1/9/05)

Rushes: 2 at NE (1/20/13)

Rushing Yards: 30 at Car. (10/26/08)

Long Rush: 30 at Car. (10/26/08)

// TRANSACTIONS

Originally selected in the 2nd-round (54th overall) by Arz. in the 2003 NFL Draft...Signed a six-year contract extension with Arz. on 7/31/05...Traded to Bal. on 3/5/10 and signed a four-year contract extension with the Ravens...Traded to SF on 3/12/13.

// AWARDS & HONORS

2003: NFL Offensive Rookie of the Year, NFC Pro Bowl

2006: NFC Pro Bowl

2008: NFC Pro Bowl

2010: AFC Offensive Player of the Week (Week 3)

// 2012 (BALTIMORE)

- Started 15 games and led the Ravens with 65 receipts. for 921 yards and 4 TDs. He became the 4th player in NFL history to post at least 50 catches in the first 10 seasons of a career, and he surpassed 10,000 career receiving yds. (10,165).
- Netted 3 receipts. for 78 yds. and 2 TDs (his 11th-career multi-TD game), crossing the 10,000 career receiving yds. plateau, at Was. (12/9).
- Recorded his 50th catch of the season at SD (11/25), with 2 receipts. for 42 yds., making him the 4th player in NFL history to post at least 50 catches in the first 10 seasons of a career.
- Hauled in 5 catches for a postseason franchise record 145 rec. yds. and a TD in the Wild Card Game vs. Ind. (1/6/13). Boldin's 145 rec. yds. are the most in a second half of an NFL playoff game since WR Jerry Rice posted 157 in Super Bowl XXIII (1/22/89).
- Led the team with 6 receipts. for 71 yds. in the Divisional Playoff Game at Den. (1/12/13). With his performance at Den., Boldin became the Ravens' all-time playoff leader in rec. yds. (452).
- Pulled in 5 receipts. for 60 yds. and a postseason franchise record-tying 2 TDs in the AFC Championship at NE (1/20/13).
- Led the team with 6 receipts. for 104 yds. and 1 TD in Super Bowl XLVII vs. SF (2/3/13).
- Led the team with a postseason career-high 22 receipts. for 380 yds. and 4 TDs. Boldin became the Ravens' all-time playoff leader in receipts. (38), rec. yds. (616) and TD receipts. (6).

// 2011 (BALTIMORE)

- Finished second on the team with 57 receipts. for a team-leading 887 yds. and 3 TDs despite missing the final two games of the regular season with a knee injury.
- Recorded the 700th reception of his career in the 24-10 victory at Cle. (12/4). Boldin reached the milestone in his 123rd game (3rd fastest all time: Marvin Harrison - 114 and Andre Johnson - 120).
- Led the team with 7 receipts. for a season-high 145 yds. (32nd-career 100-yd. rec. game) in the 30-27 victory vs. Arz. (10/30). Produced 5 catches for 117 yds. in the second half, sparking a Ravens' franchise-record 21-point comeback.
- Started both playoff games and led the Ravens with 10 receipts. for 174 yds. and 1 TD.
- Led the team with 6 receipts. for a postseason career-high 101 yds. (second 100-yd. rec. game in Ravens postseason history) in the AFC Championship at NE (1/22/12).

// 2010 (BALTIMORE)

- Led team with 64 receipts. for 837 yds. and 7 TDs (tied for the team lead with Derrick Mason) in his first season with the Ravens.
- Led the team with 5 catches for 118 yds. (30th-career 100-yard game) and a TD vs. Pit. (12/5).
- Led the team with 6 receipts. for 92 yds. and a TD vs. Buf. (10/24) and became the 5th fastest player in NFL history to reach 8,000 yds. rec. (102 games).
- Became the fastest player in NFL history to record 600 career receipts. (98 games), while leading the team with 8 receipts. for 142 yds. and 3 TDs (tied for 2nd most in Ravens history) vs. Cle. (9/26). He earned AFC Offensive Player of the Week honors for his performance.
- Finished the postseason with 6 receipts. for 62 yds. and a TD in two playoff games.

// 2009 (ARIZONA)

- Finished the season ranked 5th in the NFC with 84 receipts. for 1,024 yds. and 4 TDs.
- Surpassed Larry Centers (535) to become Arizona's career receipts. leader with 586.
- Eclipsed 7,000 career rec. yds. in his 88th career game, tying Isaac Bruce as the 5th fastest receiver in NFL history to reach 7,000 yds.
- Recorded 3 receipts. for 38 yds. in the season finale vs. GB (1/3/10) and became the first player in Cardinals franchise history to record five 1,000-yd. rec. seasons.
- Led the team with 8 receipts. for 116 yds. (marked his 27th career 100-yd. game, extending his franchise record) vs. StL (12/27).
- Pulled in 8 receipts. for 103 yds. and a TD at StL (11/22). The Rams game marked his second consecutive 100-yd. rec. game, his first since registering a franchise-record five consecutive 100-yd. games in 2005, moving into sole possession of 3rd place on the franchise's career-rec. yds. list.
- Totaled 8 receipts. for 105 yds. in vs. Sea. (11/15) to reach 7,005 rec. yds. in his 88th career game, tying Isaac Bruce as the 5th fastest receiver in NFL history to reach 7,000 yds.

// 2008 (ARIZONA)

- Earned Pro Bowl honors after finishing second on the team with 89 receipts. for 1,038 yds. and a career-high 11 TDs, including a career-long 79-yd. TD receipt.
- He became the fastest player in NFL history to record 500 career receipts., doing so in 80 career games.
- In his first game back in three weeks, after the facial/head injury suffered against the Jets, Boldin tied for a team-high 9 receipts. for 63 yds. and 2 TDs, as well as recording a career-long 30-yd. run, vs. Car. (10/26).
- Pulled in 10 receipts. for 119 yds. and a TD at NYJ (9/28). With the 100-yd. performance, Boldin passed Jackie Smith as the Cardinals franchise leader with 23 career 100-yd. rec. games.
- Posted 14 receipts. for 190 yds. and 1 TD in the postseason.
- In his first-career playoff game, he recorded the longest pass play in Cardinals' franchise postseason history by going 71 yds. for a TD (fourth-longest receipt. in Wild Card playoff history) in the 2nd quarter of the Wild Card Game vs. Atl. (1/3/09).

// 2007 (ARIZONA)

- Registered 71 receipts. for 853 yds. and 9 TDs and became the fastest player in NFL history to reach 400 career receipts. (67 games) and tied WR Torry Holt as the fastest player to reach 5,000 career rec. yds. (63 games).
- Led the team with 13 receipts. (2nd most in his career) for 162 yds. (3rd highest total of his career) and 2 TDs vs. Atl. (12/23), becoming the fastest player to reach 400 career receipts. in NFL history.
- Pulled in 4 receipts. for 71 yds., including a 44-yd. TD at Cin. (11/18) and tied with Torry Holt as the 5th fastest receiver in NFL history to reach 5,000 rec. yds. with his performance against the Bengals.
- Registered a career-high 14 receipts. for 181 yds. and 2 TDs at Bal. (9/23). Boldin's 14 receipts. were the second-highest single-game total in the NFL in 2007.

// 2006 (ARIZONA)

- Earned his second Pro Bowl nod after he led the team with 83 receipts. for 1,203 yds. and 4 TDs.
- Pulled in 4 receipts. for 59 yds., including his 300th-career receipt., becoming the fastest receiver in NFL history to reach the career milestone (47 games) at Oak. (10/22).
- Established a then career-high with 12 receipts. for a game-high 136 yds. and a TD in his first Monday Night appearance vs. Chi. (10/16).

// 2005 (ARIZONA)

- Finished second on the team with a career-high 102 receipts. (Larry Fitzgerald – 103 receipts.) for 1,402 yds. (13.7 avg.) and 7 TDs.
- Recorded 11 receipts. for 156 yds., including a 54-yd. TD, at SF (12/4).
- Netted 8 catches for 105 yds. (4th 100-yard game of the season) and a TD, becoming at the time the fastest receiver in NFL history to reach 200 receipts. at StL (11/20).

// 2004 (ARIZONA)

- Was inactive for the first six games of the season due to a knee injury.
- Finished second on the team with 56 receipts. for 623 yds. (11.1 avg.) and 1 TD, despite missing 6 games with a knee injury suffered in training camp.
- Became the first Cardinals receiver to post a 100-yd. game in 2004 with 9 receipts. for 109 yds. in game 13 vs. SF (12/12).

// 2003 (ARIZONA)

- Earned his first-career Pro Bowl nod as well as NFL Offensive Rookie of the Year honors.
- Became the NFL's single-season rookie receipts. leader with 10 catches for 122 yds. in week 15 at Sea. (12/21). The effort pushed his season total to 96 catches, six more than the previous record-holder (WR Terry Glenn New England, 1996).
- Pulled in 5 receipts. for 99 yds. in game 3 vs. GB (9/21), giving him more receipts. (23) and yards (378) in his first three games than any other player in NFL history.
- Began his career with a 10-recept. performance for an NFL rookie-record 217-yd. rec. performance, which was also the most yards by a rookie since 1996 (226, St. Louis Rams, Eddie Kennison) in the season opener at Det. (9/7).
- Led the NFL with 40 third-down receptions and registered 64 first downs to lead all rookies.

// COLLEGE

- Boldin was an extremely versatile player for Florida State, playing wherever the coaching staff needed him, including quarterback. Despite starting only 23 games, he finished his career with 118 receipts. for 1,790 yds. and 21 TDs. He was the recipient of the conference's Brian Piccolo Award, given to the ACC's most courageous player. As a senior in 2002, he led the Seminoles in receiving with a career-high 65 receipts. for 1,011 yds. and 13 TDs. He also rushed 21 times for 86 yds. and completed 7 of 16 pass atts. for 111 yds. and 1 TD.

// PERSONAL

- A *USA Today* First-Team selection and the Florida Player of the Year as a senior at Pahokee (Pahokee, FL) HS, he was also a First-Team class 3A All-Florida selection and was named Florida's Mr. Football.
- In 2007, Anquan was named the "Utility" player on the Florida High School Athletic Association's All-Century High School Football Team where he set state records with 11,433 total career yds. as prep athlete.
- His Younger brother, Demir, played wide receiver for Wake Forest (2004-08) and signed with the Detroit Lions as a rookie free agent in 2009. His older brother Carl, Jr. played D-Line at Morgan State.
- Established the Anquan Boldin Foundation in 2004, which is dedicated to expanding the educational and life opportunities of underprivileged children through after-school programs, full-time scholarships with the support of the University of Phoenix, and dental care and food programs.
- Anquan and his wife, Dion, have two sons, Anquan Jr. and Ashton.
- Born Anquan Kenmile Boldin (10/3/80) in Pahokee, FL.

// INJURY REPORT

- 2004:** Inactive (knee) at StL (9/12), vs. NE (9/20), at Atl. (9/26), vs. NO (10/3), at SF (10/10) and vs. Sea. (10/24).
- 2005:** Inactive (knee) vs. Sea. (11/6) and at Det. (11/13).
- 2007:** Inactive (hip) vs. Pit. (9/30), at StL (10/7) and vs. Car. (10/14). Inactive (toe) at Sea. (12/9).
- 2008:** Inactive (head) vs. Buf. (10/5), vs. Dal. (10/12), at NE (12/21) and vs. Sea. (10/28).
- 2009:** Inactive (hamstring) at Car. (1/10). Inactive (ankle/knee) at Chi. (11/8).
- 2010:** Inactive (ankle/knee) vs. GB (1/10) and at NO (1/16).
- 2011:** Inactive vs. Cle. (12/24) and at Cin. (1/1) with a knee injury.

BOLDIN'S GAME-BY-GAME**2003 (Arizona)**

Date	Opp	W/L	P/S	Rec	Yds	Avg	Lg	TD
Sep 7	at Det	L	1/1	10	217	21.7	71t	2
Sep 14	Sea	L	1/1	8	62	7.8	14	0
Sep 21	GB	W	1/1	5	99	19.8	38	0
Sep 28	at StL	L	1/1	7	87	12.4	31	0
Oct 5	at Dal	L	1/1	3	33	11.0	13	0
Oct 12	Bal	L	1/1	6	95	15.8	31	0
Oct 26	SF	W	1/1	3	29	9.7	19	0
Nov 2	Cin	W	1/1	6	51	8.5	17	1
Nov 9	at Pit	L	1/1	8	118	14.8	40	1
Nov 16	at Cle	L	1/1	4	85	21.3	51	0
Nov 23	StL	L	1/1	6	123	20.5	54t	2
Nov 30	at Chi	L	1/1	4	33	8.3	17	0
Dec 7	at SF	L	1/1	9	123	13.7	35	1
Dec 14	Car	L	1/1	7	73	10.4	24	0
Dec 21	at Sea	L	1/1	10	122	12.2	60t	1
Dec 28	Min	W	1/1	5	27	5.4	8	0
Totals			16/16	101	1,377	13.6	71t	8

2004 (Arizona)

Date	Opp	W/L	P/S	Rec	Yds	Avg	Lg	TD
Sep 12	at StL	L	–	–	INACTIVE (Knee)	–	–	–
Sep 20	NE	L	–	–	INACTIVE (Knee)	–	–	–
Sep 26	at Atl	L	–	–	INACTIVE (Knee)	–	–	–
Oct 3	NO	W	–	–	INACTIVE (Knee)	–	–	–
Oct 10	at SF	L	–	–	INACTIVE (Knee)	–	–	–
Oct 24	Sea	W	–	–	INACTIVE (Knee)	–	–	–
Oct 31	at Buf	L	1/0	4	50	12.5	21	0
Nov 7	at Mia	W	1/1	5	37	7.4	13	0
Nov 14	NYG	W	1/1	5	31	6.2	9	0
Nov 21	at Car	L	1/1	6	75	12.5	31	0
Nov 28	NYJ	L	1/1	8	87	10.9	20	0
Dec 5	at Det	L	1/1	5	48	9.6	15	0
Dec 12	SF	L	1/1	9	109	12.1	28	0
Dec 19	StL	W	1/1	4	48	12.0	17	0
Dec 26	at Sea	L	1/1	7	107	15.3	31t	1
Jan 2	TB	W	1/1	3	31	10.3	12	0
Totals			10/9	56	623	11.1	31t	1

2005 (Arizona)

Date	Opp	W/L	P/S	Rec	Yds	Avg	Lg	TD
Sep 11	at NYG	L	1/1	4	62	15.5	24	0
Sep 18	StL	L	1/1	8	119	14.9	27	0
Sep 25	at Sea	L	1/1	6	88	14.7	45	0
Oct 2	SF	W	1/1	8	116	14.5	27t	1
Oct 9	Car	L	1/1	10	162	16.2	46	1
Oct 23	Ten	W	1/1	0	0	–	–	0
Oct 30	at Dal	L	1/1	3	69	23.0	44t	1
Nov 6	Sea	L	–	–	INACTIVE (Knee)	–	–	–
Nov 13	at Det	L	–	–	INACTIVE (Knee)	–	–	–
Nov 20	at Sea	W	1/1	8	105	13.1	34	1
Nov 27	Jax	L	1/1	10	115	11.5	31	0
Dec 4	at SF	W	1/1	11	156	14.2	54t	1
Dec 11	Was	L	1/1	9	114	12.7	30	0
Dec 18	at Hou	L	1/1	8	134	16.8	43	1
Dec 24	Phi	W	1/1	9	81	9.0	20t	1
Dec 31	at Ind	L	1/1	8	81	10.1	18	0
Totals			14/14	102	1,402	13.8	54t	7

2006 (Arizona)

Date	Opp	W/L	P/S	Rec	Yds	Avg	Lg	TD
Sep 10	SF	W	1/1	4	62	15.5	19	1
Sep 17	at Sea	L	1/1	6	62	10.3	17	0
Sep 24	StL	L	1/1	10	129	12.9	34	0
Oct 1	at Atl	L	1/1	4	42	10.5	16	0
Oct 8	KC	L	1/1	4	71	17.8	49t	1
Oct 16	Chi	L	1/1	12	136	11.3	26	1
Oct 22	at Oak	L	1/1	4	59	14.8	21	0
Oct 29	at GB	L	1/1	4	47	11.8	14	0
Nov 12	Dal	L	1/1	2	53	26.5	43	0
Nov 19	Det	W	1/1	5	87	17.4	44	0
Nov 26	at Min	L	1/1	9	140	15.6	29	1
Dec 3	at StL	W	1/1	2	32	16.0	20	0
Dec 10	Sea	W	1/1	4	47	11.8	20	0
Dec 17	Den	L	1/1	5	60	12.0	21	0
Dec 24	at SF	W	1/1	4	64	16.0	23	0
Dec 31	at SD	L	1/1	4	112	28.0	64	0
Totals			16/16	83	1,203	14.5	64	4

2007 (Arizona)

Date	Opp	W/L	P/S	Rec	Yds	Avg	Lg	TD
Sep 9	at SF	L	1/1	4	22	5.5	7	1
Sep 16	Sea	W	1/1	4	83	20.8	35	0
Sep 23	at Bal	L	1/1	14	181	12.9	37	2
Sep 30	Pit	W	–	–	INACTIVE (Hip)	–	–	–
Oct 7	at StL	W	–	–	INACTIVE (Hip)	–	–	–
Oct 14	Car	L	–	–	INACTIVE (Hip)	–	–	–
Oct 21	at Was	L	1/1	8	29	3.6	10t	2
Nov 4	TB	L	1/1	3	40	13.3	24	0
Nov 11	Det	W	1/1	3	25	8.3	13	0
Nov 18	at Cin	W	1/1	4	71	17.8	44t	1
Nov 25	SF	L	1/1	6	76	12.7	26	0
Dec 2	Cle	W	1/1	2	25	12.5	16	0
Dec 9	at Sea	L	–	–	INACTIVE (Toe)	–	–	–
Dec 16	at NO	L	1/0	6	83	13.8	25	0
Dec 23	Atl	W	1/1	13	162	12.5	31	2
Dec 30	StL	W	1/1	4	56	14.0	20t	1
Totals			12/11	71	853	12.0	44t	9

2008 (Arizona)

Date	Opp	W/L	P/S	Rec	Yds	Avg	Lg	TD
Sep 7	at SF	W	1/1	8	82	10.3	18	0
Sep 14	Mia	W	1/1	6	140	23.3	79t	3
Sep 21	at Was	L	1/1	3	25	8.3	14	1
Sep 28	at NYJ	L	1/1	10	119	11.9	26	1
Oct 5	Buf	W	–	–	INACTIVE (Head)	–	–	–
Oct 12	Dal	W	–	–	INACTIVE (Head)	–	–	–
Oct 26	at Car	L	1/1	9	63	7.0	11	2
Nov 2	at StL	W	1/1	6	85	14.2	19	1
Nov 10	SF	W	1/1	7	92	13.1	22	2
Nov 16	at Sea	W	1/1	13	186	14.3	45	0
Nov 23	NYG	L	1/1	11	87	7.9	17	1
Nov 27	at Phi	L	1/0	5	63	12.6	27	0
Dec 7	StL	W	1/1	5	62	12.4	36	0
Dec 14	Min	L	1/1	6	34	5.6	11	0
Dec 21	at NE	L	–	–	INACTIVE (Head)	–	–	–
Dec 28	Sea	W	–	–	INACTIVE (Head)	–	–	–
Totals			12/11	89	1,038	11.7	79t	11

2008 Postseason (Arizona)

Date	Opp	W/L	P/S	Rec	Yds	Avg	Lg	TD
Jan 3	Atl	W	1/1	2	72	36.0	71t	1
Jan 10	at Car	W	–	–	INACTIVE (Hamstring)	–	–	–
Jan 18	Phi	W	1/1	4	34	8.5	13	0
Feb 2	Pit	L	1/1	8	84	10.5	45	0
Totals			3/3	14	190	13.6	71t	1

BOLDIN'S GAME-BY-GAME**2009 (Arizona)**

Date	Opp	W/L	P/S	Rec	Yds	Avg	Lg	TD
Sep 13	SF	L	1/1	2	19	9.5	14	0
Sep 20	at Jax	W	1/1	8	69	8.6	19	0
Sep 27	Ind	L	1/1	6	83	13.8	18	1
Oct 11	Hou	W	1/1	7	81	11.6	20	0
Oct 18	at Sea	W	1/1	6	54	9.0	18	0
Oct 25	at NYG	W	1/1	3	75	25.0	44	0
Nov 1	Car	L	1/1	3	23	7.7	10	0
Nov 8	at Chi	W	—	INACTIVE (Ankle/Knee)	—	—	—	—
Nov 15	Sea	W	1/1	8	105	13.1	37	0
Nov 22	at StL	W	1/1	8	103	10.9	14	1
Nov 29	at Ten	L	1/1	5	53	10.6	24	0
Dec 6	Min	W	1/1	7	98	14.0	39t	2
Dec 14	at SF	L	1/1	5	40	8.0	13	0
Dec 20	at Det	W	1/1	5	67	12.0	19	0
Dec 27	StL	W	1/1	8	116	14.5	23	0
Jan 3	GB	L	1/1	3	38	12.7	17	0
Totals			15/15	84	1,024	12.2	44	4

2011 (Baltimore)

Date	Opp	W/L	P/S	Rec	Yds	Avg	Lg	TD
Sep 11	Pit	W	1/1	4	74	18.5	27t	1
Sep 18	at Ten	L	1/1	3	46	15.3	20	0
Sep 25	at StL	W	1/1	7	74	10.6	21	0
Oct 2	NYJ	W	1/1	1	28	28.0	28	0
Oct 16	Hou	W	1/1	8	132	16.5	56	0
Oct 24	at Jax	L	1/1	4	40	10.0	14	1
Oct 30	Arz	W	1/1	7	145	20.7	37	0
Nov 6	at Pit	W	1/1	7	88	12.6	21	0
Nov 13	at Sea	L	1/1	2	22	11.0	17	0
Nov 20	Cin	W	1/1	1	35	35.0	35t	1
Nov 24	SF	W	1/1	4	63	15.8	22	0
Dec 4	at Cle	W	1/1	2	32	16.0	16	0
Dec 11	Ind	W	1/1	5	57	11.4	26	0
Dec 18	at SD	L	1/1	2	51	25.5	33	0
Dec 24	Cle	W	—	—	INACTIVE (Knee)	—	—	—
Jan 1	at Cin	W	—	—	INACTIVE (Knee)	—	—	—
Totals			14/14	57	887	15.6	56	3

2009 Postseason (Arizona)

Date	Opp	W/L	P/S	Rec	Yds	Avg	Lg	TD
Jan 10	GB	W	—	INACTIVE (Ankle/Knee)	—	—	—	—
Jan 16	at NO	L	—	INACTIVE (Ankle/Knee)	—	—	—	—
Totals			—	0	0	—	—	0

2011 Postseason (Baltimore)

Date	Opp	W/L	P/S	Rec	Yds	Avg	Lg	TD
Jan 15	Hou	W	1/1	4	73	18.3	28	1
Jan 22	at NE	L	1/1	6	101	16.8	37	0
Totals			2/2	10	174	17.4	37	1

2010 (Baltimore)

Date	Opp	W/L	P/S	Rec	Yds	Avg	Lg	TD
Sep 7	at NYJ	W	1/1	7	110	15.7	38	0
Sep 19	at Cin	L	1/1	5	35	7.0	13	0
Sep 26	Cle	W	1/1	8	142	17.8	34	3
Oct 3	at Pit	W	1/1	7	68	9.7	18	0
Oct 10	Den	W	1/1	1	8	8.0	8	0
Oct 17	at NE	L	1/1	4	63	15.8	25t	1
Oct 24	Buf	W	1/1	6	92	15.3	34	1
Nov 7	Mia	W	1/1	2	28	14.0	20	0
Nov 11	at Atl	L	1/1	5	50	10.0	16	1
Nov 21	at Car	W	1/1	3	29	9.7	16	0
Nov 28	TB	W	1/1	3	27	9.0	22	0
Dec 5	Pit	L	1/1	5	118	23.6	61	1
Dec 13	at Hou	W	1/1	3	41	13.7	16	0
Dec 19	NO	W	1/1	1	2	2.0	2	0
Dec 26	at Cle	W	1/1	2	15	7.5	9	0
Jan 2	Cin	W	1/1	2	9	4.5	8	0
Totals			16/16	64	837	13.1	61	7

2012 (Baltimore)

Date	Opp	W/L	P/S	Rec	Yds	Avg	Lg	TD
Sep 10	Cin	W	1/1	4	63	15.8	34t	1
Sep 16	at Phi	L	1/1	2	7	3.5	7	0
Sep 23	NE	W	1/1	4	48	12.0	24	0
Sep 27	Cle	W	1/1	9	131	14.6	28	0
Oct 7	at KC	W	1/1	4	82	20.5	43	0
Oct 14	Dal	W	1/1	5	98	19.6	31	0
Oct 21	at Hou	L	1/1	3	24	8.0	10	0
Nov 4	at Cle	W	1/1	5	57	11.4	21	0
Nov 11	Oak	W	1/1	4	38	9.5	19	0
Nov 18	at Pit	W	1/1	8	79	9.9	23	0
Nov 25	at SD	W	1/1	2	42	21.0	23	0
Dec 2	Pit	L	1/1	5	81	16.2	31	1
Dec 9	at Was	L	1/1	3	78	26.0	31t	2
Dec 16	Den	L	1/1	0	0	—	—	0
Dec 23	NYG	W	1/1	7	93	13.3	39	0
Dec 30	at Cin	L	—	—	INACTIVE (Coach's Decision)	—	—	—
Totals			15/15	65	921	14.2	43	4

2010 Postseason (Baltimore)

Date	Opp	W/L	P/S	Rec	Yds	Avg	Lg	TD
Jan 9	at KC	W	1/1	5	64	12.8	27	1
Jan 15	at Pit	L	1/1	1	-2	-2.0	-2	0
Totals			2/2	6	62	10.3	27	1

2012 Postseason (Baltimore)

Date	Opp	W/L	P/S	Rec	Yds	Avg	Lg	TD
Jan 6	Ind	W	1/1	5	145	29.0	50	1
Jan 12	at Den	W	1/1	6	71	11.8	19	0
Jan 20	at NE	W	1/1	5	60	12.0	26	2
Feb 3	at SF	W	1/1	6	104	17.3	30	1
Totals			4/4	22	380	17.3	50	4



ALEX BOONE

75

GUARD/TACKLE

H: 6-8 W: 300

BORN 5.4.87 // LAKEWOOD, OH // ST. EDWARD HS, CLEVELAND, OH
OHIO STATE // 4TH YEAR // ACQUIRED FA IN '09

In just four seasons, Alex Boone has developed into a Pro Bowl alternate at guard after originally signing as a rookie free agent tackle with the 49ers, in 2009. That year, he spent the entire season on the team's practice squad. When Boone reported to mini-camp the following year, he had lost 40 pounds of fat and replaced it with 25 pounds of lean muscle. He competed at both right and left tackle, and eventually proved his worth as he earned a spot on the 53-man roster. In 2011, Boone entered each game in short-yardage situations, and contributed on special teams. He was rewarded with a four-year contract extension on December 8, 2011, that runs through 2015. Boone became solidified as the starting right guard in 2012, and was part of a 49ers offensive line that used the same five starters for all 16 games and was regarded by most as the best unit in the league.

// GOLDMINE

- For fans traveling to the San Francisco Zoo, they can keep an eye out for the zoo's endangered black rhinoceros named Boone, whom the zoo chose to name after the 49ers guard. In January of 2013, the San Francisco Zoo invited Alex to be the zookeeper for a day, where he fed giraffes, polar bears and other animals, learned the tools of the trade and met the black rhino who now shares his name. The black rhinos are the most aggressive species of rhinoceros. Black rhinos are known for their power in plowing through and running over things, which matches Boone's playing style on the gridiron to blast open holes and get into the open field when pulling on sweep plays. "We're very similar. It's very fitting. I'm very humbled and very honored to have a rhino named after me," Boone said. "I got to feed him, got to pet him, a very soft face, the horn, unbelievable to touch that. It's an honor and a blessing to have such a beautiful animal named after me." This also earned Alex the nickname "The Rhino."

- During the 2010 offseason, following his rookie season, Alex returned home to Lakewood, OH, where he began working out with former NFL O-lineman LeCharles Bentley. With Bentley's help and guidance, Alex returned for training in the best shape of his life, dropping 40 pounds before putting 25 pounds of muscle back on. "LeCharles helped me realize what it takes to be successful in the NFL," Alex said. "He has helped me with my footwork, my initial burst and my quickness. I know I'll be ready for whatever the coaches throw at me this season."
- The one person Alex always admired and wanted to be like was his grandfather. "My grandfather raised my brother and I with good morals and good values," said Alex. "He was always there for us." Alex saw him as a smart person who everyone looked up to. A very religious man, the two of them prayed together regularly and attended church every Sunday. His grandfather passed away when he was young, which left a void in his life. "It crushed me. I never really had to be by myself." Alex vividly remembers the moment he heard the news. "I remember I was eating pizza and I was 13 years old." Talking to his grandmother about him has been a breath of fresh air, reassuring Alex that his grandfather will always be with him. "He was a funny guy who loved to laugh. He was real jokester. I try to be like him every day."

BOONE'S CAREER STATISTICS

GAMES/STARTS – 33/16; 2010 (1/0); 2011 (16/0); 2012 (16/16)

POSTSEASON GAMES/STARTS – 5/3; 2011 (2/0); 2012 (3/3)

Milestones:

NFL Debut: vs. Arz. (1/2/11)

First Start: at GB (9/9/12)

// TRANSACTIONS

Signed as a rookie free agent by SF on 4/30/09...Waived by SF on 9/3/09...Signed to the practice squad by SF on 9/6/09...Signed by SF to reserve/future contract on 1/6/10...Signed a four-year contract extension through 2015 on 12/8/11.

// AWARDS & HONORS

2011: Madden Most Valuable Protectors Award (Week 5)

2012: 2012 Madden Most Valuable Protectors of the Year Award, Madden Most Valuable Protectors Award (Week 5), Madden Most Valuable Protectors Award (Week 7), Madden Most Valuable Protectors Award (Week 12)

// 2012

- Boone and the 49ers O-Line won the 2012 Madden Most Valuable Protectors of the Year Award, recognizing the best O-Line in the NFL.
- The 49ers were 1 of just 3 teams to have the same 5 starting offensive linemen for every game this season (Was. & NYJ).
- Made first-career NFL start at GB (9/9), lining up at RG.
- Part of offensive line that helped RB Frank Gore rush for 112 yds. at GB (9/9), becoming the 1st RB since Garrison Hearst to rush for 100 yds. on opening day. The team rushed for 186 yds. on the day with a 5.8 avg.
- Paved the way as the team rushed for a then season-high 245 yds. on 44 carries as 9 different players carried the ball at NYJ (9/30).
- Helped the 49ers offense set a team record with 621 total yds. (311 rushing, 310 passing) vs. Buf. (10/7), surpassing the 49ers previous franchise record of 598 vs. Buf. (9/13/92). San Francisco became the first team in NFL history to post 300-or-more yds. rushing and passing in the same game. For the first time in 49ers history since 11/19/61 vs. Chi., San Francisco posted a 300-yd. passer (QB Alex Smith 303 yds.), 2, 100 yd-receivers (WR Michael Crabtree – 113 yds.; TE Vernon Davis – 106 yds.) and a 100-yd. rusher (RB Frank Gore – 106 yds.) in the same game. The offensive line did not allow a sack the entire game and was awarded the Madden Most Valuable Protectors Award for Week 5.
- Aided the 49ers offense as the team rushed for 175 yds. on 32 carries (5.5 avg.) vs. Sea. (10/18). Helped RB Frank Gore record his 32nd career 100-yd. game with 131 yds. on 16 carries (8.2 avg.).
- Boone and the 49ers offensive line did not allow a sack on 25 pass attempts by QB Colin Kaepernick at NO (11/25). The performance earned the O-Line the Madden Most Valuable Protectors Award for Week 12.
- Part of offensive line vs. GB (1/12/13 - NFC-D) that helped the 49ers become the first team in NFL history to ever have two, 100-yd. rushers [QB Colin Kaepernick (181 yds. rushing), RB Frank Gore (119 yds. rushing)] and one, 100-yd. receiver [WR Michael Crabtree (119 yds. receiving)] in a playoff game in NFL history.

- Against the Packers, San Francisco amassed 579 total yds. of offense (323 rushing and 256 passing), setting a new single-game postseason franchise record. The previous record was 537 yds. (211 rushing and 326 passing) vs. Miami in Super Bowl XIX. The 49ers rushed for 323 yds. on the night, setting the franchise single-game postseason rushing record. The previous rushing record was also set in Super Bowl XIX (211 yds.).
- Boone and the 49ers offense became the first team in Super Bowl history to have a 300-yd. passer, a 100-yd. rusher and 2, 100-yd. receivers in a single game. QB Colin Kaepernick threw for 302 yds., RB Frank Gore added 110 yds. rushing, WR Michael Crabtree tallied 109 rec. yds. and TE Vernon Davis recorded 104 rec. yds vs. Bal. in Super Bowl XLVII (2/3/13).

// 2011

- Entered each game in short-yardage situations, as well as contributed on special teams.
- Boone and the offensive line were awarded the Madden Most Valuable Protectors Award for Week 5. They helped the 49ers offense rush for 213 yds. on the ground while not allowing a sack vs. TB (10/9), marking the first time since 12/14/06 at Sea. that the team rushed for over 200 yds. and did not allow a sack.
- Supported the 49ers offense in rushing for 203 yds. at Det. (10/16), marking the first time the team has rushed for over 200 yds. in back-to-back games (10/9 vs. TB, 213 yds.) since 12/6/98 at Car. (236 yds.) and 12/14/98 vs. Det. (328 yds.).
- Contributed on the offensive line vs. Arz. (11/20). Helped the 49ers offense hold the ball for 44:16 while not allowing a sack, marking the highest time of possession for the team since 11/3/02 at Oak. (44:33 – 49ers 23, Raiders 20).
- Replaced T Joe Staley at LT after Staley was sidelined with a head injury at Arz. (12/11).
- Boone and the offensive line prevented QB Alex Smith from getting sacked in a 20-3 win on MNF vs. Pit. (12/19).

// 2010

- Was inactive Weeks 1-16.
- Made his NFL debut vs. Arz. (1/2), entering the game at left tackle in the second half.

// 2009

- Spent the entire season on the 49ers practice squad.

// COLLEGE

A two-time All-Big Ten selection during his four-year career at Ohio State, played in 46 games (35 starts). Started 22 games at LT for the Buckeyes, earning All-America honors as a senior.

// PERSONAL

- A two-time All-Ohio selection, Boone was a three-year starter at St. Edward (OH) HS.
- Born Alex Boone on 5/4/87 in Lakewood, OH.
- Married to Dana. The two have one son, Jonathan.
- Majored in history.



NaVORRO BOWMAN

53

LINEBACKER

H: 6-0 W: 242

BORN 5.28.88 // DISTRICT HEIGHTS, MD // SUITLAND HS, FORESTVILLE, MD
 PENN STATE // 4TH YEAR // ACQUIRED D-3 IN '10

Talent, hustle, toughness and determination are all attributes 49ers linebacker NaVorro Bowman has displayed during his first three seasons in the NFL. He was named First-Team All-Pro in both 2011 and 2012, and was selected to his first Pro Bowl in 2012. A rock in the middle of the 49ers defense, he led the team in tackles in each of the last two seasons. On November 27, 2012, Bowman was rewarded with a five-year contract extension through 2018, solidifying one of the league's most talented linebacking groups for years to come. Growing up in the crime-infested neighborhood of District Heights, MD, Bowman relied on sports and a strong support system to keep him pointed in the right direction. He now shares his insights with the youth of the Bay Area and his hometown.



- NaVorro earned his degree in criminal law and justice, and one day would like to use that to help out his hometown. With all of the violence and drugs in District Heights, MD, he believes being from that area will help others listen to him and understand that there are other ways to live life than what they currently know. "That's one of the reasons I got in that field - to open doors and possibly be able to get into a young child's head from my neighborhood."
- Two important and influential people in NaVorro's life recently and abruptly passed away. His father passed away from a blood clot that reached his heart, while his high school coach died in a car accident before Penn State's bowl game in 2009. "Dealing with as much adversity as I have in a short period of time has made me the man I am today. It's made me stay on track and strive to do those things that will possibly help me be successful, not just on the football field, but off the field also."

// GOLDMINE

- NaVorro was born and raised just outside of Washington D.C. in a high-crime area. It was a tough environment to avoid, but sports became his outlet and a means for not giving into the streets and drugs. "My parents had been with me since day one. Also, having a support system like my high school coach. He really let me know early on that I had something special and I shouldn't mess it up."

BOWMAN'S CAREER STATISTICS

YEAR	TEAM	GP	GS	TACKLES					INTERCEPTIONS					FUMBLES			
				TOT	SOL	AST	SACKS	YDS	INT	YDS	LG	TD	PD	FF	FR	YDS	
2010	SF	16	1	35	22	13	0.0	0.0	0	0	–	0	0	0	0	0	0
2011	SF	16	16	173	81	92	2.0	11.0	0	0	–	0	8	0	3	0	
2012	SF	16	16	183	93	90	2.0	9.0	1	11	11	0	6	1	0	0	
2013	SF																
TOTALS		48	33	391	196	195	4.0	20.0	1	11	11	0	14	1	3	0	

PLAYOFFS

YEAR	TEAM	GP	GS	TACKLES					INTERCEPTIONS					FUMBLES		
				TOT	SOL	AST	SACKS	YDS	INT	YDS	LG	TD	PD	FF	FR	YDS
2011	SF	2	2	27	13	14	0.5	3.5	0	0	–	0	0	0	0	0
2012	SF	3	3	30	16	14	0.0	0.0	0	0	–	0	3	0	0	0
TOTALS		5	5	57	29	28	0.5	3.5	0	0	–	0	3	0	0	0

Additional Statistics:

Special Teams Tackles: Regular Season – 41: 2010 (26), 2011 (9), 2012 (6); Postseason – 1: 2011 (1)

Milestones:

NFL Debut: vs. Sea. (9/12/10); **First Career Start:** vs. Arz. (1/2/11); **First FR:** at Phi. (10/2/11 – RB Ronnie Brown); **First FF:** at NE (12/16/12 – RB Shane Vereen); **First Sack:** at Sea. (12/24/11 – QB Tarvaris Jackson); **First INT:** at GB (9/9/12 – QB Aaron Rodgers); **300th Tackle:** vs. StL (11/11/12)

BOWMAN'S CAREER HIGHS

Total Tackles: Regular Season – 19 at Sea. (12/23/12); Postseason – 14 vs. NO (1/14/12)

Solo: Regular Season – 10 vs. Chi. (11/19/12); Postseason – 8 vs. Bal (2/3/13)

Assists: Regular Season – 11 at Det. (10/16/11); Postseason – 7 vs. NO (1/14/12)

Passes Defensed: Regular Season – 2 (2 times) Last at GB (9/9/12); Postseason – 2 vs. GB (1/12/13)

Fumble Recoveries: 1 (3 times) Last vs. Arz. (11/20/11)

Forced Fumbles: 1 at NE (12/16/12)

Sacks: Regular Season – 1.0 (4 times) Last at Arz. (10/29/12); Postseason – 0.5 vs. NYG (1/22/12)

Interceptions: 1 at GB (9/9/12)

// TRANSACTIONS

Originally a 3rd-round (91st overall) draft choice by SF in 2010...
Signed a five-year contract through 2018 on 11/27/12.

// AWARDS & HONORS

2011: AP First-Team All-Pro, All-Pro Team by *Sports Illustrated's* Peter King, Defensive Player of the Year & All-Pro Team by *Dallas Morning News's* Rick Gosselin, USA Football All-Fundamentals Team

2012: AP First-Team All-Pro, NFC Pro Bowl selection

// 2012

- Led the team in total tackles with a career-high 183 (93 solo, 90 assists).
- Led the team in total tackles in each of the first 4 games of the season with 11 at GB (9/9), 14 vs. Det. (9/16), tied a career-high with 17 at Min. (9/23) and tallied 12 at NYJ (9/30).
- Recorded first-career INT at GB (9/9), picking off QB Aaron Rodgers in the 4th qtr.
- Part of LB corp that only allowed 45 yds. on the ground at GB (9/9). The 45 rush yds. were the fewest on the ground by GB since 9/28/08 (28 yds. at TB).
- Tallied a sack in back-to-back games, bringing down QB Russell Wilson vs. Sea. (10/18) and taking down QB John Skelton at Arz. (10/29).
- Bowman and the 49ers defense held Arz. (10/29) to just 7 yds. rushing, tying the fewest rushing yds. the 49ers have allowed in a single game in franchise history [7 at NO (10/1/72)], and the lowest rushing output allowed in any game during the entire 2012 NFL season.
- Led the 49ers with 15 tackles vs. StL (11/11) and recorded 100 total tackles on the season, reaching the milestone for the 2nd consecutive year.
- Led team in tackles for 4 consecutive weeks [15 vs. StL (11/11), 15 vs. Chi. (11/19), 12 at NO (11/25), 13 at StL (12/2)].
- At NE (12/16), recorded his 1st career FF, stripping the ball from Patriots RB Shane Vereen. The loose ball was scooped up by CB Chris Culliver.
- Broke up a key Falcons pass intended for WR Roddy White from QB Matt Ryan on 4th-and-4 at the 49ers 10-yd. line with just 1:13 remaining in the game at Atl. (1/20/13 - NFC-C).

// 2011

- Led the team with 173 tackles. He hit double-figures in tackles 11 times, recovered three fumbles and posted 2 sacks.
- Registered first career FR in 2nd qtr. at Phi. (10/2) when the 49ers defense was faced with a 3rd down at their own 1-yd. line.
- Tallied a career-high 17 stops at Det. (10/16), 1 PD and a special teams tackle.
- Registered 9 tackles, 2 PDs and 1 FR at Was. (11/6). Recovered a loose ball in the 4th qtr. after LB Patrick Willis stripped the ball from WR Terrence Austin.
- Tied his career-high 17 tackles vs. NYG (11/13), which also led the team. Also recorded 1 special teams stop and 1 TFL.
- Picked up his third career FR and first on special teams vs. Arz. (11/20) after LB Tavares Gooden stripped the ball away from Cardinals CB Patrick Peterson on a punt return.
- Posted a team-high 14 tackles on MNF vs. Pit. (12/19).
- Recorded his first career sack at Sea. (12/24), taking down QB Tarvaris Jackson for a 4-yd. loss.
- Took down QB Kellen Clemens for a 7-yd. loss in the 4th qtr. when the Rams were threatening to even the score with 2:46 remaining at StL (1/1). Bowman notched a sack in back-to-back games (12/24 at Sea.) for the first time in his career. Posted a team-high 11 tackles and posted 1 PD.
- Led team in tackles (14) in NFC Divisional Playoff Game vs. NO (1/14).
- Teamed up with DT Ray McDonald on a QB Eli Manning sack in the 2nd qtr. vs. NYG (1/22), leading to a Giants punt on the ensuing play. Also registered 13 tackles to lead the team.

// 2010

- Ranked 3rd in the NFL with 20 special teams tackles according to NFL game books.
- Saw action at ILB, replacing an injured LB Takeo Spikes (knee contusion) vs. NO (9/20), and posted 6 tackles.
- In his first career start in place of LB Patrick Willis (hand), led the team with 15 tackles vs. Arz. (1/2).

// COLLEGE

Played in 33 games (21 starts) and totaled 215 tackles, 8.0 sacks, 36 TFLs, 3 FFs, 3 FRs and 3 INTs in his career. Also returned 1 INT and 1 FR for TDs. Earned second-team All-American honors from *The NFL Draft Report*, *The Sporting News*, CBS Sports, Phil Steele's College Football, Rvials.com and *Sports Illustrated*, while garnering AP third-team honors as a junior. Started 11 games and was named first-team All-Big Ten after registering 93 tackles, 17 TFLs, 3.0 sacks, 2 INTs and 2 FRs, in 2009. All-Big Ten Conference first-team selection as he led the team in tackles (106), ranked 2nd in TFLs (16.5) and t-3rd in sacks (4.0) in 2008. Added 2 FFs, 1 FR and 1 INT in his sophomore season. As a redshirt freshman, appeared in 9 contests and tallied 16 tackles and blocked a field goal attempt.

// PERSONAL

- Starred at Suitland (Forestville, MD) HS, where he was selected as the Maryland Defensive POY, first-team all-state, *Washington Post* first-team all-metro and first-team all-conference after registering 165 tackles, 9.0 sacks and 3 FRs, while also rushing for 1,200 yds. and 22 TDs.
- Has three children, a son, NaVorro Jr., and two twin daughters, Stoni and Cali.
- Born NaVorro R. Bowman (5/28/88) in District Heights, MD.
- Graduated in three years with a degree in crime, law and justice.

BOWMAN'S GAME-BY-GAME


2010														
Date	Opp	W/L	P/S	Tot	Sol	Ast	Sk	Yds	Int	Yds	PD	FF	FR Yds	
Sep 12	at Sea	L	1/0	0	0	0	0.0	0.0	0	0	0	0	0	0
Sep 20	NO	L	1/0	6	2	4	0.0	0.0	0	0	0	0	0	0
Sep 26	at KC	L	1/0	4	3	1	0.0	0.0	0	0	0	0	0	0
Oct 3	at Atl	L	1/0	1	1	0	0.0	0.0	0	0	0	0	0	0
Oct 10	Phi	L	1/0	1	1	0	0.0	0.0	0	0	0	0	0	0
Oct 17	Oak	W	1/0	0	0	0	0.0	0.0	0	0	0	0	0	0
Oct 24	at Car	L	1/0	3	2	1	0.0	0.0	0	0	0	0	0	0
Oct 31	Den	W	1/0	2	2	0	0.0	0.0	0	0	0	0	0	0
Nov 14	StL	W	1/0	2	2	0	0.0	0.0	0	0	0	0	0	0
Nov 21	TB	L	1/0	0	0	0	0.0	0.0	0	0	0	0	0	0
Nov 29	at Arz	W	1/0	0	0	0	0.0	0.0	0	0	0	0	0	0
Dec 5	at GB	L	1/0	0	0	0	0.0	0.0	0	0	0	0	0	0
Dec 12	Sea	W	1/0	0	0	0	0.0	0.0	0	0	0	0	0	0
Dec 16	at SD	L	1/0	1	1	0	0.0	0.0	0	0	0	0	0	0
Dec 26	at StL	L	1/0	0	0	0	0.0	0.0	0	0	0	0	0	0
Jan 2	Arz	W	1/1	15	8	7	0.0	0.0	0	0	0	0	0	0
TOTALS			16/1	35	22	13	0.0	0.0	0	0	0	0	0	0

2012														
Date	Opp	W/L	P/S	Tot	Sol	Ast	Sk	Yds	Int	Yds	PD	FF	FR Yds	
Sep 9	at GB	W	1/1	11	7	4	0.0	0.0	1	11	2	0	0	0
Sep 16	Det	W	1/1	14	7	7	0.0	0.0	0	0	1	0	0	0
Sep 23	at Min	L	1/1	17	8	9	0.0	0.0	0	0	0	0	0	0
Sep 30	at NYJ	W	1/1	12	3	8	0.0	0.0	0	0	1	0	0	0
Oct 7	Buf	W	1/1	4	3	1	0.0	0.0	0	0	1	0	0	0
Oct 14	NYG	L	1/1	14	6	8	0.0	0.0	0	0	0	0	0	0
Oct 18	Sea	W	1/1	14	6	8	1.0	0.0	0	0	0	0	0	0
Oct 29	at Arz	W	1/1	1	1	0	1.0	9.0	0	0	0	0	0	0
Nov 11	StL	T	1/1	15	6	9	0.0	0.0	0	0	0	0	0	0
Nov 19	Chi	W	1/1	15	10	5	0.0	0.0	0	0	0	0	0	0
Nov 25	at NO	W	1/1	12	6	6	0.0	0.0	0	0	0	0	0	0
Dec 2	at StL	L	1/1	13	8	5	0.0	0.0	0	0	0	0	0	0
Dec 9	Mia	W	1/1	8	4	4	0.0	0.0	0	0	0	0	0	0
Dec 16	at NE	W	1/1	11	6	5	0.0	0.0	0	0	0	1	0	0
Dec 23	at Sea	L	1/1	19	9	10	0.0	0.0	0	0	0	0	0	0
Dec 30	Arz	W	1/1	3	2	1	0.0	0.0	0	0	1	0	0	0
TOTALS			16/16	183	93	90	2.0	9.0	1	11	6	1	0	0

2011														
Date	Opp	W/L	P/S	Tot	Sol	Ast	Sk	Yds	Int	Yds	PD	FF	FR Yds	
Sep 11	Sea	W	1/1	10	2	8	0.0	0.0	0	0	0	0	0	0
Sep 18	Dal	L	1/1	12	4	8	0.0	0.0	0	0	1	0	0	0
Sep 25	at Cin	W	1/1	13	7	6	0.0	0.0	0	0	0	0	0	0
Oct 2	at Phi	W	1/1	6	5	1	0.0	0.0	0	0	1	0	1	0
Oct 9	TB	W	1/1	10	4	6	0.0	0.0	0	0	0	0	0	0
Oct 16	at Det	W	1/1	17	6	11	0.0	0.0	0	0	1	0	0	0
Oct 30	Cle	W	1/1	10	7	3	0.0	0.0	0	0	1	0	0	0
Nov 6	at Was	W	1/1	9	7	2	0.0	0.0	0	0	2	0	1	0
Nov 13	NYG	W	1/1	17	8	9	0.0	0.0	0	0	0	0	0	0
Nov 20	Arz	W	1/1	5	3	2	0.0	0.0	0	0	1	0	1	0
Nov 24	at Bal	L	1/1	12	4	8	0.0	0.0	0	0	0	0	0	0
Dec 4	StL	W	1/1	7	4	3	0.0	0.0	0	0	0	0	0	0
Dec 11	at Arz	L	1/1	7	2	5	0.0	0.0	0	0	0	0	0	0
Dec 19	Pit	W	1/1	14	5	9	0.0	0.0	0	0	0	0	0	0
Dec 24	at Sea	W	1/1	13	7	6	1.0	4.0	0	0	0	0	0	0
Jan 1	at StL	W	1/1	11	6	5	1.0	7.0	0	0	1	0	0	0
TOTALS			16/16	173	81	92	2.0	11.0	0	0	8	0	3	0

2012 Postseason														
Date	Opp	W/L	P/S	Tot	Sol	Ast	Sk	Yds	Int	Yds	PD	FF	FR Yds	
Jan 12	GB	W	1/1	9	4	5	0.0	0.0	0	0	2	0	0	0
Jan 20	at Atl	W	1/1	10	4	6	0.0	0.0	0	0	1	0	0	0
Feb 3	Bal	L	1/1	11	8	3	0.0	0.0	0	0	0	0	0	0
TOTALS			3/3	30	16	14	0.0	0.0	0	0	3	0	0	0

2011 Postseason														
Date	Opp	W/L	P/S	Tot	Sol	Ast	Sk	Yds	Int	Yds	PD	FF	FR Yds	
Jan 14	NO	W	1/1	14	7	7	0.0	0.0	0	0	0	0	0	0
Jan 22	NYG	L	1/1	13	6	7	0.5	3.5	0	0	0	0	0	0
TOTALS			2/2	27	13	14	0.5	3.5	0	0	0	0	0	0



TRAMAINE BROCK

26

CORNERBACK
H: 5-10 W: 197
**BORN 8.20.88 // GULFPORT, MS // LONG BEACH SENIOR HS, LONG BEACH, MS
BELHAVEN // 4TH YEAR // ACQUIRED FA IN '10**

Tramaine Brock made the 49ers opening day roster in 2010, becoming the first undrafted rookie free agent to do so in five seasons. Now entering his 4th professional season, he has evolved into a key contributor on the 49ers special teams units, having led the team in production points (681) and tackles (15) in 2012. A converted strong safety out of Belhaven University, Brock only played a dozen snaps at cornerback during his collegiate career, which also included stops at Mississippi Gulf Coast Junior College and the University of Minnesota.

- In February of 2011, Belhaven retired Brock's jersey for his accomplishments on both the collegiate and professional levels. He is the only player in the history of the school's program to have played in the NFL.
- Brock's passion for sports was developed at an early age and he would like to remain in athletics either as a coach or personal trainer after his playing career is through. "I want to teach people what I know and watch them perform and compete," Brock said. His father encouraged him join as football league in elementary school, and he also played basketball and ran track for his school's team. Recreationally, he played kick ball and baseball in his neighborhood. "My friends were all competitive with each other," he said. "We all wanted to be the best in the group."

// GOLDMINE

- Brock's path to the NFL was not an easy one by any means. From the small country town of Gulfport, MS, he traveled 30 miles north to Mississippi Gulf Coast Community College in Perkinston, MS, where he spent two seasons before transferring to the University of Minnesota. Why would a southern boy decide on Minnesota? "I wanted to see what a big city felt like," Brock said. After one year, he transferred back down south to Belhaven University in Jackson, MS, a small Christian NAIA school.

BROCK'S CAREER STATISTICS

YEAR	TEAM	GP	GS	TACKLES					YDS	INTERCEPTIONS				FUMBLES			
				TOT	SOL	AST	SACKS	INT		YDS	LG	TD	PD	FF	FR	YDS	
2010	SF	3	0	3	3	0	0.0	0.0	0	0	-	0	0	0	0	0	0
2011	SF	11	0	5	5	0	0.0	0.0	2	18	18	0	4	0	0	0	0
2012	SF	16	0	3	2	1	0.0	0.0	0	0	-	0	1	0	0	0	0
2013	SF																
TOTALS		30	0	11	10	1	0.0	0.0	2	18	18	0	5	0	0	0	0

PLAYOFFS

YEAR	TEAM	GP	GS	TACKLES					YDS	INTERCEPTIONS				FUMBLES			
				TOT	SOL	AST	SACKS	INT		YDS	LG	TD	PD	FF	FR	YDS	
2011	SF	2	0	5	4	1	0.0	0.0	0	0	-	0	0	0	0	0	0
2012	SF	3	0	3	3	0	0.0	0.0	0	0	-	0	0	0	0	0	0
TOTALS		5	0	8	7	1	0.0	0.0	0	0	-	0	0	0	0	0	0

Additional Statistics:

Special Teams Tackles: Regular Season – 20: 2010 (3); 2011 (2); 2012 (15) Postseason – 2: 2011 (1); 2012 (1)

Special Teams Forced Fumbles – 1: 2012 (1)

Milestones:

NFL Debut: vs. Den. (10/31/10); **First INT:** vs. Sea. (9/11/11 – QB Tarvaris Jackson); **First FF:** vs. StL. (11/11/12 – RB Isaiah Pead)

BROCK'S CAREER HIGHS

Total Tackles: Regular Season – 4 vs. Dal. (9/18/11); Postseason – 5 vs. NYG (1/22/12)

Solo: Regular Season – 4 vs. Dal. (9/18/11); Postseason – 4 vs. NYG (1/22/12)

Assists: 1 at Sea. (12/23/12)

Interceptions: 1 (2 times) Last vs. Dal. (9/18/11)

Interception Yards: 18 vs. Dal. (9/18/11)

Passes Defended: 2 at StL (1/1/12)

Forced Fumbles: 1 vs. StL (11/11/12)

//TRANSACTIONS

Originally signed by SF as an undrafted rookie FA on 4/26/10... Waived by SF 9/14/10...Signed to the practice squad by SF on 9/15/10...Signed to active roster by SF on 9/20/10...Waived by SF on 10/12/10...Signed to the practice squad by SF on 10/14/10... Re-signed to active roster by SF on 10/27/10...Re-signed one-year contract as exclusive rights free agent on 3/12/12...Was tendered a one-year contract by SF on 3/7/13.

// 2012

- Forced a fumble on Rams RB Isaiah Peard on a KR late in the 4th qtr. that the 49ers recovered vs. StL (11/11), marking his 1st career FF.
- Finished the season tied for the team lead with 15 special teams tackles (FB Bruce Miller - 15).

// 2011

- Registered his first career INT vs. Sea. (9/11 - QB Tarvaris Jackson), leaping into the air on a hail mary pass to end the 1st half.
- With an INT vs. Dal. (9/18), Brock became the first 49er to register an INT in consecutive games (9/11 vs. Sea.) since CB Dre' Bly (12/20/09 at Phi. and 12/27/09 vs. Det.).

// 2010

- Made his NFL debut vs. Den. (10/31).
- Saw extended action at defensive back in season finale vs. Arz. (1/2), posting 3 tackles.

// COLLEGE

Played at one of the nation's top junior college programs, Mississippi Gulf Coast, helping the Bulldogs to a perfect 12-0 record and a share of the NJCAA National Championship as a sophomore. Totaled 72 tackles, 7 INTs and 2 FFs in 17 games at MGC. Spent his junior season at Minnesota, totaling 73 tackles, 6 PDs, 1 INT, 3 FFs and 1 FR, before transferring to Belhaven. In 11 games as a senior at Belhaven, posted 51 tackles, 13.5 TFLs, 2.5 sacks, 6 INTs, 10 PDs and 1 FR, while also returning 29 kicks for 505 yds.

// PERSONAL

- Attended Long Beach (MS) Senior HS.
- Had plenty of part-time jobs growing up in Gulfport, MS. He worked at the Sparkle Car Cleaning, a Krispy Kreme shop and a Sonic fast food restaurant.
- Enjoys playing "Call of Duty: Black Ops" on PlayStation 3.
- Son of Marsha Gardner.
- Born Tramaine Brock (8/20/88) in Gulfport, MS.

// INJURY REPORT

2011: Inactive (hand) vs. TB (10/9), at Det. (10/16) and vs. Cle. (10/30).

BROCK'S GAME-BY-GAME

2010													2012																	
Date	Opp	W/L	P/S	Tot	Sol	Ast	Sk	Yds	Int	Yds	PD	FF	FR	Yds	Date	Opp	W/L	P/S	Tot	Sol	Ast	Sk	Yds	Int	Yds	PD	FF	FR	Yds	
Sep 12	at Sea	L	-	-	-	-	INACTIVE		-	-	-	-	-	-	Sep 9	at GB	W	1/0	0	0	0	0.0	0.0	0	0	0	0	0	0	0
Sep 20	NO	L	-	-	-	-	INACTIVE		-	-	-	-	-	-	Sep 16	Det	W	1/0	0	0	0	0.0	0.0	0	0	0	0	0	0	0
Sep 26	at KC	L	-	-	-	-	INACTIVE		-	-	-	-	-	-	Sep 23	at Min	L	1/0	0	0	0	0.0	0.0	0	0	0	0	0	0	0
Oct 3	at Atl	L	-	-	-	-	INACTIVE		-	-	-	-	-	-	Sep 30	at NYJ	W	1/0	0	0	0	0.0	0.0	0	0	0	0	0	0	0
Oct 10	Phi	L	-	-	-	-	INACTIVE		-	-	-	-	-	-	Oct 7	Buf	W	1/0	1	1	0	0.0	0.0	0	0	0	0	0	0	0
Oct 17	Oak	W	-	-	-	-	PRACTICE SQUAD		-	-	-	-	-	-	Oct 14	vs NYG	L	1/0	0	0	0	0.0	0.0	0	0	0	0	0	0	0
Oct 24	at Car	L	-	-	-	-	PRACTICE SQUAD		-	-	-	-	-	-	Oct 18	Sea	W	1/0	0	0	0	0.0	0.0	0	0	0	0	0	0	0
Oct 31	Den	W	1/0	0	0	0	0.0	0.0	0	0	0	0	0	0	Oct 29	at Arz	W	1/0	0	0	0	0.0	0.0	0	0	0	0	0	0	0
Nov 14	StL	W	-	-	-	-	INACTIVE		-	-	-	-	-	-	Nov 11	StL	T	1/0	0	0	0	0.0	0.0	0	0	0	0	0	0	0
Nov 21	TB	L	-	-	-	-	INACTIVE		-	-	-	-	-	-	Nov 19	Chi	W	1/0	0	0	0	0.0	0.0	0	0	0	0	0	0	0
Nov 29	at Arz	W	-	-	-	-	INACTIVE		-	-	-	-	-	-	Nov 25	at NO	W	1/0	0	0	0	0.0	0.0	0	0	0	0	0	0	0
Dec 5	at GB	L	1/0	0	0	0	0.0	0.0	0	0	0	0	0	0	Dec 2	at StL	L	1/0	0	0	0	0.0	0.0	0	0	0	0	0	0	0
Dec 12	Sea	W	-	-	-	-	INACTIVE		-	-	-	-	-	-	Dec 9	Mia	W	1/0	0	0	0	0.0	0.0	0	0	0	0	0	0	0
Dec 16	at SD	L	-	-	-	-	INACTIVE		-	-	-	-	-	-	Dec 16	at NE	W	1/0	0	0	0	0.0	0.0	0	0	0	0	0	0	0
Dec 26	at StL	L	-	-	-	-	INACTIVE		-	-	-	-	-	-	Dec 23	at Sea	L	1/0	1	0	1	0.0	0.0	0	0	0	0	0	0	0
Jan 2	Arz	W	1/0	3	3	0	0.0	0.0	0	0	0	0	0	0	Dec 30	Arz	W	1/0	1	1	0	0.0	0.0	0	0	1	0	0	0	0
TOTALS			3/0	3	3	0	0.0	0.0	0	0	0	0	0	0	TOTALS			16/0	3	2	1	0.0	0.0	0	0	1	0	0	0	

2011													2012 Postseason																
Date	Opp	W/L	P/S	Tot	Sol	Ast	Sk	Yds	Int	Yds	PD	FF	FR	Yds	Date	Opp	W/L	P/S	Tot	Sol	Ast	Sk	Yds	Int	Yds	PD	FF	FR	Yds
Sep 11	Sea	W	1/0	1	1	0	0.0	0.0	1	0	1	0	0	0	Jan 12	GB	W	1/0	3	3	0	0.0	0.0	0	0	0	0	0	0
Sep 18	Dal	L	1/0	4	4	0	0.0	0.0	1	18	1	0	0	0	Jan 20	at Atl	W	1/0	0	0	0	0.0	0.0	0	0	0	0	0	0
Sep 25	at Cin	W	1/0	0	0	0	0.0	0.0	0	0	0	0	0	0	Feb 3	Bal	L	1/0	0	0	0	0.0	0.0	0	0	0	0	0	0
Oct 2	at Phi	W	1/0	0	0	0	0.0	0.0	0	0	0	0	0	0	TOTALS			3/0	3	3	0	0.0	0.0	0	0	0	0	0	0
Oct 9	TB	W	-	-	-	-	INACTIVE (Hand)		-	-	-	-	-	-															
Oct 16	at Det	W	-	-	-	-	INACTIVE (Hand)		-	-	-	-	-	-															
Oct 30	Cle	W	-	-	-	-	INACTIVE (Hand)		-	-	-	-	-	-															
Nov 6	at Was	W	1/0	0	0	0	0.0	0.0	0	0	0	0	0	0															
Nov 13	NYG	W	1/0	0	0	0	0.0	0.0	0	0	0	0	0	0															
Nov 20	Arz	W	1/0	0	0	0	0.0	0.0	0	0	0	0	0	0															
Nov 24	at Bal	L	1/0	0	0	0	0.0	0.0	0	0	0	0	0	0															
Dec 4	StL	W	1/0	0	0	0	0.0	0.0	0	0	0	0	0	0															
Dec 11	at Arz	L	1/0	0	0	0	0.0	0.0	0	0	0	0	0	0															
Dec 19	Pit	W	-	-	-	-	INACTIVE		-	-	-	-	-	-															
Dec 24	at Sea	W	-	-	-	-	INACTIVE		-	-	-	-	-	-															
Jan 1	at StL	W	1/0	0	0	0	0.0	0.0	0	0	2	0	0	0															
TOTALS			11/0	5	5	0	0.0	0.0	2	18	4	0	0	0															

2011 Postseason														
Date	Opp	W/L	P/S	Tot	Sol	Ast	Sk	Yds	Int	Yds	PD	FF	FR	Yds
Jan 14	vs NO	W	1/0	0	0	0	0.0	0.0	0	0	0	0	0	0
Jan 22	vs. NYG	L	1/0	5	4	1	0.0	0.0	0	0	0	0	0	0
TOTALS			2/0	5	4	1	0.0	0.0	0	0	0	0	0	0



AHMAD BROOKS

55

LINEBACKER
H: 6-3 W: 259
**BORN 3.14.84 // FAIRFAX, VA // C.D. HYLTON HS, WOODBRIDGE, VA
VIRGINIA // 8TH YEAR // ACQUIRED WAI. IN '08 - CIN.**

Ahmad Brooks established himself as a full-time starter at OLB in 2011 by working his way up the depth chart since joining the team as a MLB in 2008. In each of his last four seasons, he has tallied at least 5.0 sacks, and his 24.5 sacks as a 49er rank 3rd-most in franchise history among linebackers. Originally selected in the 3rd round of the 2006 supplemental draft by the Cincinnati Bengals, Brooks joined the 49ers late in the 2008 season. After not dressing that year, he had a breakthrough year in 2009, when he registered 6.0 sacks and 5 forced fumbles, despite only playing in 14 games as a reserve. His 5 FFs also set a single-season team record among linebackers and ranked t-2nd among NFL linebackers that year. Brooks followed up his solid '09 campaign by posting 5.0 sacks in 2010, after battling through a kidney injury suffered in training camp.

// GOLDMINE

- Ahmad is no stranger to the NFL. His father, Perry Brooks, played in 92 games at DT for the Washington Redskins from 1978-84. Perry ran a barber shop since Ahmad was a freshman in college, which has been left to his family after he passed away.
- Last year, Brooks returned to Woodbridge, VA, where he attended high school at C.D. Hylton High School, and was inducted into The Hall of Fame.

// CAREER HIGHLIGHTS

- Set a career high with 7.0 sacks in 2011.
- Set the 49ers record for most FFs by a LB in a single-season with 5 in 2009. The 5 FFs ranked t-2nd among all NFL LBs that year.

BROOKS' CAREER STATISTICS

YEAR	TEAM	GP	GS	TACKLES					INTERCEPTIONS					FUMBLES		
				TOT	SOL	AST	SACKS	YDS	INT	YDS	LG	TD	PD	FF	FR	YDS
2006	CIN	11	5	46	29	17	1.0	6.0	0	0	–	0	2	0	0	0
2007	CIN	2	2	8	6	2	1.0	7.0	0	0	–	0	0	1	0	0
2008	SF	0	0	0	0	0	0.0	0.0	0	0	–	0	0	0	0	0
2009	SF	14	0	23	18	5	6.0	33.0	0	0	–	0	2	5	0	0
2010	SF	15	1	33	27	6	5.0	33.0	1	32	32	0	2	0	0	0
2011	SF	16	16	59	41	18	7.0	44.0	0	0	–	0	3	1	0	0
2012	SF	16	16	74	50	24	6.5	49.5	1	50	50t	1	6	2	0	0
2013	SF															
TOTALS		74	40	243	171	72	26.5	172.5	2	82	50t	1	15	9	0	0

PLAYOFFS

YEAR	TEAM	GP	GS	TACKLES					INTERCEPTIONS					FUMBLES		
				TOT	SOL	AST	SACKS	YDS	INT	YDS	LG	TD	PD	FF	FR	YDS
2011	SF	2	2	9	4	5	1.0	7.0	0	0	–	0	1	0	0	0
2012	SF	3	3	11	8	3	1.0	8.0	0	0	–	0	2	0	0	0
TOTALS		5	5	20	12	8	2.0	15.0	0	0	–	0	3	0	0	0

Additional Statistics:

Special Teams Tackles: – 9: 2010 (9)

Milestones:

NFL Debut: at Pit. (9/24/06); **First Start:** at TB (10/15/06); **First Sack:** vs. Car. (10/22/06 – QB Jake Delhomme); **First FF:** vs. Bal. (9/10/07 – QB Steve McNair); **First INT:** vs. Arz. (1/2/11 – QB John Skelton); **First INT Returned for a TD:** at NO (11/25/12 – QB Drew Brees)

BROOKS' CAREER HIGHS

Total Tackles: 14 at TB (10/15/06)

Solo: 10 at TB (10/15/06)

Assists: 5 vs. Pit. (12/19/11)

Interception: 1 (2 times) Last at NO (11/25/12)

Sacks: Regular Season – 3.0 vs. Arz. (12/14/09); Postseason – 1.0 (2 times) Last vs. Bal. (2/3/13)

Passes Defensed: 3 vs. StL (11/11/12)

Forced Fumbles: 2 (2 times) Last vs. Det. (12/27/09)

// TRANSACTIONS

Originally a 3rd-round selection in the 2006 supplemental draft by Cin. on 7/13/06...Waived by Cin. on 8/30/08...Claimed off waivers by SF on 8/31/08...Waived by SF on 11/29/08...Signed by SF on 12/2/08...As a restricted free agent, re-signed with SF on 4/2/10 through 2011...Signed a six-year contract extension through 2017 on 2/28/12.

// AWARDS & HONORS:

2012: AP Second-Team All-Pro, First-Team All-Pro by *Sports Illustrated's* Peter King

// 2012 (SAN FRANCISCO)

- Set a single-season career-high with 6 PDs in 2012.
- Recorded first sack of the season at GB (9/9), taking down QB Aaron Rodgers on the Packers final drive of the game.
- Forced a fumble on RB Toby Gerhart at Min. (9/23) in 4th qtr.
- Recorded a sack in consecutive weeks after bringing down QB Mark Sanchez on 3rd-and-1 for at NYJ (9/30) and taking down QB Ryan Fitzpatrick vs. Buf. (10/7).
- Brooks and the 49ers defense held Arz. (10/29) to just 7 yds. rushing, tying the fewest rushing yds. the 49ers have allowed in a single game in franchise history [7 at NO (10/1/72)], and the lowest rushing output allowed in any game during the entire 2012 NFL season.
- Tallied his 4th sack of the season at Arz. (10/29), taking down QB John Skelton in the 4th qtr.
- Registered 1 FF and a single-game career-high 3 PDs vs. StL (11/11).
- Picked off QB Drew Brees just before halftime at NO (11/25), and returned it 50 yds. for his first career TD. It marked Brooks' 1st INT of the season and 2nd of his career. Brooks also added 1.5 sacks at NO, surpassing 25.0 sacks for his career.
- Brought down Cardinals QB Brian Hoyer for 1.0 sack vs. Arz. (12/30), giving him 6.5 sacks on the season and 26.5 for his career.
- Brought down Ravens QB Joe Flacco for his first sack of the 2012 postseason in Super Bowl XLVII vs. Bal. (2/3/13).

// 2011 (SAN FRANCISCO)

- Tallied career highs in tackles (59), sacks (7) and PDs (3).
- Netted his 2nd sack of the year and 16th of his career at Det. (10/16) after pulling down Lions QB Matthew Stafford on a 3rd-down for a 7-yd. loss in the 2nd qtr.
- Recorded 2 sacks and caused 1 FF on QB Colt McCoy vs. Cle. (10/30), marking his third career multi-sack game.
- Tallied his fifth sack of the season at Was. (11/6), which marked the first time he registered a sack in three consecutive games.
- Posted his career-high 7th sack of the season after taking down QB Kellen Clemens at StL (1/1).
- In the 4th qtr., took down Saints QB Drew Brees for a 7-yd. loss vs. NO (1/14) in the NFC Divisional Round.

// 2010 (SAN FRANCISCO)

- In his first action since suffering a lacerated kidney in training camp, brought down Saints QB Drew Brees vs. NO (9/20).
- In his first start as a 49er, brought down QB Aaron Rodgers twice on the day at GB (12/5). It marked Brooks' first multi-sack game of the season and 2nd of his career [3.0 sacks vs. Arz. (12/14/09)].
- Brought down QB Richard Bartel on the final series of the game vs. Arz. (1/2) for his 5th sack of the season. Also registered his first career INT, picking off Cardinals QB John Skelton and returning it 32 yds. to the Cardinals 8-yd. line, setting up a 6-yd. TD run by RB Brian Westbrook.

// 2009 (SAN FRANCISCO)

- Appeared in 14 games, registering 23 tackles while notching career highs in both sacks (6.0) and FFs (5). Also added 8 special teams tackles.
- Made his 49ers debut at Min. (9/27) after recovering from a knee injury and registered 3 tackles.
- Notched his first sack of the season (QB Matt Schaub) at Hou. (10/25).
- Set single-game career highs in sacks (3.0 - QB Kurt Warner) and FFs (2) vs. Arz. (12/14). It marked the first time a 49er registered 3 sacks in a game since DT Bryant Young at StL (9/16/07).
- Registered a sack and 2 FFs vs. Det. (12/27).

// 2008 (SAN FRANCISCO)

- Inactive for the first 13 games of the season before being waived (11/29) and re-signed (12/2) by SF. Was inactive for three more contests and did not play at Mia. (12/14).

// 2007 (CINCINNATI)

- Saw action in two games, totaling 8 tackles, 1.0 sack and 1 FF before suffering a season-ending groin injury in Week 2. Was inactive Games 3-8 due to injury and eventually placed on IR (11/7).
- Tallied 8 tackles, 1.0 sack and 1 FF vs. Bal. (9/10).
- Suffered groin injury in 1st qtr. at Cle. (9/16).

// 2006 (CINCINNATI)

- Started Games 5-6 and 8-9 in place of an injured LB Brian Simmons. When Simmons returned to starting lineup for Game 7, Brooks remained at MLB with Simmons moving to OLB.
- Made NFL debut at Pit. (9/24).
- Led team with 14 tackles at TB (10/15), followed by a team-leading 8 stops vs. Car. (10/22) to go along with his first career sack.

// COLLEGE

Played three seasons at Virginia before entering NFL following his junior season. Saw action in only six games in 2005, missing remainder of campaign due to injuries. Played in 12 games as a sophomore and earned All-America honors with a team-high 90 tackles, including 8 sacks. Was one of three 2004 finalists for the Butkus Award. Led team with 117 tackles as a freshman.

// PERSONAL

- Has a daughter, Natalia (5).
- Attended C.D. Hylton (Woodbridge, VA) HS, where he helped his team to state titles in 1999 and 2000, and the semi-finals in 2001.
- Named *USA Today's* National Defensive Player of the Year as a senior after posting 207 tackles. Also rushed for 848 yds. and 10 TDs, averaging 12.6 yds. per carry.
- Played at Hargrave (VA) Military Academy in 2002.
- His mom, Vergie, has worked at a medical laboratory for the past 20 years and was the valedictorian of her high school. His father, Perry, was a defensive lineman for the Washington Redskins. He passed away during the 2010 offseason.
- The youngest of three children, he has one sister, Krsunthia, and one brother, Perry Jr.
- Born Ahmad Brooks (3/14/84) in Fairfax, VA.

// INJURY REPORT

- 2006:** Missed the first two games of the regular season [at KC (9/10) and vs. Cle. (9/17)] with a neck injury; Inactive at NO (11/19) with a groin injury.
- 2007:** Suffered a season-ending groin injury at Cle. (9/16) and was inactive for six weeks [at Sea. (9/23), vs. NE (10/1), at KC (10/14), vs. NYJ (10/21), vs. Pit. (10/28) and at Buf. (11/4)] before being placed on injured reserve on 11/7.
- 2009:** Inactive for the first two games of the regular season [at Arz. (9/13) and vs. Sea. (9/20)] with a knee injury suffered in training camp.
- 2010:** Missed the first game of the regular season, at Sea. (9/12) with a kidney injury sustained during training camp.

BROOKS' GAME-BY-GAME

2006 (Cincinnati)

Date	Opp	W/L	P/S	Tot	Sol	Ast	Sk	Yds	Int	Yds	PD	FF	FR	Yds
Sep 10	at KC	W	-	-	-	-	-	INACTIVE (Neck)	-	-	-	-	-	-
Sep 17	Cle	W	-	-	-	-	-	INACTIVE (Neck)	-	-	-	-	-	-
Sep 24	at Pit	W	1/0	0	0	0	0.0	0.0	0	0	0	0	0	0
Oct 1	NE	L	1/0	3	3	0	0.0	0.0	0	0	0	0	0	0
Oct 15	at TB	L	1/1	14	10	4	0.0	0.0	0	0	1	0	0	0
Oct 22	Car	W	1/1	8	4	4	1.0	6.0	0	0	1	0	0	0
Oct 29	Atl	L	1/1	9	6	3	0.0	0.0	0	0	0	0	0	0
Nov 5	at Bal	L	1/1	6	3	3	0.0	0.0	0	0	0	0	0	0
Nov 12	SD	L	1/1	4	2	2	0.0	0.0	0	0	0	0	0	0
Nov 19	at NO	W	-	-	-	-	-	INACTIVE (Groin)	-	-	-	-	-	-
Nov 26	at Cle	W	1/0	1	1	0	0.0	0.0	0	0	0	0	0	0
Nov 30	Bal	W	1/0	0	0	0	0.0	0.0	0	0	0	0	0	0
Dec 10	Oak	W	-	-	-	-	-	INACTIVE	-	-	-	-	-	-
Dec 18	at Ind	L	-	-	-	-	-	INACTIVE	-	-	-	-	-	-
Dec 24	at Den	L	1/0	1	0	1	0.0	0.0	0	0	0	0	0	0
Dec 31	Pit	L	1/0	0	0	0	0.0	0.0	0	0	0	0	0	0
TOTALS			11/5	46	29	17	1.0	6.0	0	0	2	0	0	0

2008 (San Francisco)

Date	Opp	W/L	P/S	Tot	Sol	Ast	Sk	Yds	Int	Yds	PD	FF	FR	Yds
Sep 7	Arz	L	-	-	-	-	-	INACTIVE	-	-	-	-	-	-
Sep 14	at Sea	W	-	-	-	-	-	INACTIVE	-	-	-	-	-	-
Sep 21	Det	W	-	-	-	-	-	INACTIVE	-	-	-	-	-	-
Sep 28	at NO	L	-	-	-	-	-	INACTIVE	-	-	-	-	-	-
Oct 5	NE	L	-	-	-	-	-	INACTIVE	-	-	-	-	-	-
Oct 12	Phi	L	-	-	-	-	-	INACTIVE	-	-	-	-	-	-
Oct 19	at NYG	L	-	-	-	-	-	INACTIVE	-	-	-	-	-	-
Oct 26	Sea	L	-	-	-	-	-	INACTIVE	-	-	-	-	-	-
Nov 10	at Arz	L	-	-	-	-	-	INACTIVE	-	-	-	-	-	-
Nov 16	StL	W	-	-	-	-	-	INACTIVE	-	-	-	-	-	-
Nov 24	at Dal	L	-	-	-	-	-	INACTIVE	-	-	-	-	-	-
Nov 31	at Buf							WAIVED ON 11/29 AND RE-SIGNED ON 12/2						
Dec 7	NYJ	W	-	-	-	-	-	INACTIVE	-	-	-	-	-	-
Dec 14	at Mia	L	-	-	-	-	-	DID NOT PLAY	-	-	-	-	-	-
Dec 21	at StL	W	-	-	-	-	-	INACTIVE	-	-	-	-	-	-
Dec 28	Was	W	-	-	-	-	-	INACTIVE	-	-	-	-	-	-
TOTALS			0/0	0	0	0	0.0	0.0	0	0	0	0	0	0

2007 (Cincinnati)

Date	Opp	W/L	P/S	Tot	Sol	Ast	Sk	Yds	Int	Yds	PD	FF	FR	Yds
Sep 10	Bal	W	1/1	8	6	2	1.0	7.0	0	0	0	1	0	0
Sep 16	at Cle	L	1/1	0	0	0	0.0	0.0	0	0	0	0	0	0
Sep 23	at Sea	L	-	-	-	-	-	INACTIVE (Groin)	-	-	-	-	-	-
Oct 1	NE	L	-	-	-	-	-	INACTIVE (Groin)	-	-	-	-	-	-
Oct 14	at KC	L	-	-	-	-	-	INACTIVE (Groin)	-	-	-	-	-	-
Oct 21	NYJ	W	-	-	-	-	-	INACTIVE (Groin)	-	-	-	-	-	-
Oct 28	Pit	L	-	-	-	-	-	INACTIVE (Groin)	-	-	-	-	-	-
Nov 4	at Buf	L	-	-	-	-	-	INACTIVE (Groin)	-	-	-	-	-	-
PLACED ON INJURED RESERVE ON 11/7 (GROIN)														
TOTALS			2/2	8	6	2	1.0	7.0	0	0	0	1	0	0

BROOKS' GAME-BY-GAME

2009 (San Francisco)

Date	Opp	W/L	P/S	Tot	Sol	Ast	Sk	Yds	Int	Yds	PD	FF	FR	Yds
Sep 13	at Arz	W	—	—	INACTIVE (Knee)			—	—	—	—	—	—	—
Sep 20	Sea	W	—	—	INACTIVE (Knee)			—	—	—	—	—	—	—
Sep 27	at Min	L	1/0	3	2	1	0.0	0.0	0	0	0	0	0	0
Oct 4	StL	W	1/0	2	1	1	0.0	0.0	0	0	0	0	0	0
Oct 11	Atl	L	1/0	1	1	0	0.0	0.0	0	0	0	0	0	0
Oct 25	at Hou	L	1/0	2	2	0	1.0	9.0	0	0	0	0	0	0
Nov 1	at Ind	L	1/0	0	0	0	0.0	0.0	0	0	0	0	0	0
Nov 8	Ten	L	1/0	0	0	0	0.0	0.0	0	0	0	0	0	0
Nov 12	Chi	W	1/0	2	1	1	0.0	0.0	0	0	1	0	0	0
Nov 22	at GB	L	1/0	1	0	1	0.0	0.0	0	0	0	0	0	0
Nov 29	Jax	W	1/0	1	1	0	0.0	0.0	0	0	0	0	0	0
Dec 6	at Sea	L	1/0	5	4	1	1.0	9.0	0	0	0	1	0	0
Dec 14	Arz	W	1/0	3	3	0	3.0	12.0	0	0	0	2	0	0
Dec 20	at Phi	L	1/0	0	0	0	0.0	0.0	0	0	1	0	0	0
Dec 27	Det	W	1/0	2	2	0	1.0	3.0	0	0	0	2	0	0
Jan 3	at StL	W	1/0	1	1	0	0.0	0.0	0	0	0	0	0	0
TOTALS			14/0	23	18	5	6.0	33.0	0	0	2	5	0	0

2010 (San Francisco)

Date	Opp	W/L	P/S	Tot	Sol	Ast	Sk	Yds	Int	Yds	PD	FF	FR	Yds
Sep 12	at Sea	L	—	—	INACTIVE (Kidney)			—	—	—	—	—	—	—
Sep 20	NO	L	1/0	2	1	1	1.0	7.0	0	0	0	0	0	0
Sep 26	at KC	L	1/0	1	1	0	0.0	0.0	0	0	0	0	0	0
Oct 3	at Atl	L	1/0	3	3	0	0.0	0.0	0	0	0	0	0	0
Oct 10	Phi	L	1/0	0	0	0	0.0	0.0	0	0	1	0	0	0
Oct 17	Oak	W	1/0	2	2	0	0.0	0.0	0	0	0	0	0	0
Oct 24	at Car	L	1/0	4	3	1	0.0	0.0	0	0	0	0	0	0
Oct 31	Den	W	1/0	2	2	0	1.0	7.0	0	0	0	0	0	0
Nov 14	StL	W	1/0	1	1	0	0.0	0.0	0	0	0	0	0	0
Nov 21	TB	L	1/0	1	1	0	0.0	0.0	0	0	0	0	0	0
Nov 29	at Arz	W	1/0	1	1	0	0.0	0.0	0	0	0	0	0	0
Dec 5	at GB	L	1/1	5	4	1	2.0	13.0	0	0	0	0	0	0
Dec 12	Sea	W	1/0	1	0	1	0.0	0.0	0	0	0	0	0	0
Dec 16	at SD	L	1/0	2	2	0	0.0	0.0	0	0	0	0	0	0
Dec 26	at StL	L	1/0	3	2	1	0.0	0.0	0	0	0	0	0	0
Jan 2	Arz	W	1/0	5	4	1	1.0	6.0	1	32	1	0	0	0
TOTALS			15/1	33	27	6	5.0	33.0	1	32	2	0	0	0

2011 (San Francisco)

Date	Opp	W/L	P/S	Tot	Sol	Ast	Sk	Yds	Int	Yds	PD	FF	FR	Yds
Sep 11	Sea	W	1/1	5	2	3	0.0	0.0	0	0	1	0	0	0
Sep 18	Dal	L	1/1	3	3	0	0.0	0.0	0	0	1	0	0	0
Sep 25	at Cin	W	1/1	5	3	2	1.0	8.0	0	0	0	0	0	0
Oct 2	at Phi	W	1/1	5	3	2	0.0	0.0	0	0	1	0	0	0
Oct 9	TB	W	1/1	1	1	0	0.0	0.0	0	0	0	0	0	0
Oct 16	at Det	W	1/1	4	4	0	1.0	7.0	0	0	0	0	0	0
Oct 30	Cle	W	1/1	3	3	0	2.0	7.0	0	0	0	1	0	0
Nov 6	at Was	W	1/1	6	5	1	1.0	3.0	0	0	0	0	0	0
Nov 13	NYG	W	1/1	3	2	1	0.0	0.0	0	0	0	0	0	0
Nov 20	Arz	W	1/1	3	3	0	1.0	8.0	0	0	0	0	0	0
Nov 24	at Bal	L	1/1	3	2	1	0.0	0.0	0	0	0	0	0	0
Dec 4	StL	W	1/1	3	1	2	0.0	0.0	0	0	0	0	0	0
Dec 11	at Arz	L	1/1	2	2	0	0.0	0.0	0	0	0	0	0	0
Dec 19	Pit	W	1/1	9	4	5	0.0	0.0	0	0	0	0	0	0
Dec 24	at Sea	W	1/1	1	1	0	0.0	0.0	0	0	0	0	0	0
Jan 1	at StL	W	1/1	3	2	1	1.0	11.0	0	0	0	0	0	0
TOTALS			16/16	59	41	18	7.0	44.0	0	0	3	1	0	0

2011 Postseason (San Francisco)

Date	Opp	W/L	P/S	Tot	Sol	Ast	Sk	Yds	Int	Yds	PD	FF	FR	Yds
Jan 14	NO	W	1/1	4	3	1	1.0	7.0	0	0	1	0	0	0
Jan 22	NYG	L	1/1	5	1	4	0.0	0.0	0	0	0	0	0	0
TOTALS			2/2	9	4	5	1.0	7.0	0	0	1	0	0	0

2012 (San Francisco)

Date	Opp	W/L	P/S	Tot	Sol	Ast	Sk	Yds	Int	Yds	PD	FF	FR	Yds
Sep 9	at GB	W	1/1	4	2	2	1.0	7.0	0	0	0	0	0	0
Sep 16	Det	W	1/1	2	1	1	0.0	0.0	0	0	1	0	0	0
Sep 23	at Min	L	1/1	10	9	1	0.0	0.0	0	0	0	1	0	0
Sep 30	at NYJ	W	1/1	3	2	1	1.0	6.0	0	0	0	0	0	0
Oct 7	Buf	W	1/1	3	2	1	1.0	11.0	0	0	0	0	0	0
Oct 14	NYG	L	1/1	3	1	2	0.0	0.0	0	0	0	0	0	0
Oct 18	Sea	W	1/1	3	3	0	0.0	0.0	0	0	0	0	0	0
Oct 29	at Arz	W	1/1	5	2	3	1.0	5.0	0	0	0	0	0	0
Nov 11	StL	T	1/1	8	6	2	0.0	0.0	0	0	3	1	0	0
Nov 19	Chi	W	1/1	4	3	1	0.0	0.0	0	0	0	0	0	0
Nov 25	at NO	W	1/1	9	5	4	1.5	11.5	1	50	1	0	0	0
Dec 2	at StL	L	1/1	6	4	2	0.0	0.0	0	0	1	0	0	0
Dec 9	Mia	W	1/1	4	3	1	0.0	0.0	0	0	0	0	0	0
Dec 16	at NE	W	1/1	1	1	0	0.0	0.0	0	0	0	0	0	0
Dec 23	at Sea	L	1/1	6	3	3	0.0	0.0	0	0	0	0	0	0
Dec 30	Arz	W	1/1	3	3	0	1.0	9.0	0	0	0	0	0	0
TOTALS			16/16	74	50	24	6.5	49.5	1	50	6	2	0	0

2012 Postseason (San Francisco)

Date	Opp	W/L	P/S	Tot	Sol	Ast	Sk	Yds	Int	Yds	PD	FF	FR	Yds
Jan 12	GB	W	1/1	4	2	2	0.0	0.0	0	0	0	0	0	0
Jan 20	at Atl	W	1/1	1	0	1	0.0	0.0	0	0	2	0	0	0
Feb 3	Bal	L	1/1	6	6	0	1.0	8.0	0	0	0	0	0	0
TOTALS			3/3	11	8	3	1.0	8.0	0	0	2	0	0	0



TARELL BROWN

25

CORNERBACK

H: 5-10 W: 193

BORN 1.6.85 // NEW YORK CITY, NY // NORTH MESQUITE HS, MESQUITE, TX
TEXAS // 7TH YEAR // ACQUIRED D-5 IN '07

Tarell Brown has become a mainstay in the 49ers secondary since taking overall a starting role at cornerback in 2011, having started all 32 games since that time. Over the past two years, Brown has recorded 6 interceptions and 29 pass break-ups, and logged a career-high 59 tackles, in 2012. Brown is known for possessing a tremendous work ethic, a trait that helped him overcome a significant amount of adversity throughout his young life. Following his rookie season, Brown was presented with the team's coveted Thomas Herrion Award, which is given to a player, by the coaching staff, who has taken advantage of every opportunity, turned it into a positive situation and made their dream into a reality.

// GOLDMINE

- In 2007, Tarell was the recipient of the Thomas Herrion Award, honoring the rookie or first-year player who has taken advantage of every opportunity, turned it into a positive and made their dream come true like Thomas Herrion. The award is voted on by the coaches.
- In June 2010, Tarell was recognized for his contributions to his hometown, receiving a proclamation from the city of Mesquite.
- Tarell won the Punt, Pass & Kick Championship at Texas Stadium as a 9-year-old after advancing through the city and regional finals. He was then flown to San Diego for the National Championships, where he placed 3rd.
- Tarell is a tremendous example of perseverance. At the age of 9, Tarell's mother was killed as she was getting into her car to go to work early one morning. Following his mother's death, Tarell moved in with his father, Robert, who not only saw football as an escape for his son, but also as an opportunity for him to earn a scholarship and a solid education. Just prior to the NFL Draft, his father died of a heart attack on Valentine's Day. "A day doesn't go by that I don't think about my mother and father. Everything I do nowadays is dedicated to my parents. I know without them, I wouldn't be where I'm now."
- When his NFL career is over, Tarell is looking forward to working with kids. "I want to open up a gym and train athletes, train kids. I like to be around kids and I still want to be surrounded by sports. Maybe have a little AAU basketball team and travel around to different cities and states."
- Tarell hosted his 5th Annual Summer Sportsfest in Dallas in June of 2012. The highlights of the weekend included free football and cheerleading camps, in addition to a celebrity basketball game featuring a large group of NFL players. Proceeds raised through the raffle and celebrity basketball game benefitted Tarell's *Born Again Foundation*. The foundation is dedicated to becoming the nation's foremost full-service, ex-offender program. It provides an opportunity for all ex-offenders who desire a significant change to make a positive transition into a new life. The foundation offers job counseling, educational and vocational training, and personal and family support to all who desire to not be defined by negativity in their past. Visit TarellBrown.net for additional information.

BROWN'S CAREER STATISTICS

YEAR	TEAM	GP	GS	TACKLES					INTERCEPTIONS					FUMBLES			
				TOT	SOL	AST	SACKS	YDS	INT	YDS	LG	TD	PD	FF	FR	YDS	
2007	SF	9	0	0	0	0	0.0	0.0	0	0	–	0	0	0	0	0	0
2008	SF	15	1	15	14	1	0.0	0.0	2	1	1	0	3	0	0	0	
2009	SF	16	4	37	31	6	0.0	0.0	2	52	51	0	8	0	0	0	
2010	SF	15	0	18	18	0	0.0	0.0	1	62	62t	1	5	0	0	0	
2011	SF	16	16	46	34	12	0.0	0.0	4	15	11	0	15	0	0	0	
2012	SF	16	16	59	49	10	0.0	0.0	2	17	12	0	14	0	0	0	
2013	SF																
TOTALS		87	37	175	146	29	0.0	0.0	11	147	62t	1	45	0	0	0	

PLAYOFFS

YEAR	TEAM	GP	GS	TACKLES					INTERCEPTIONS					FUMBLES		
				TOT	SOL	AST	SACKS	YDS	INT	YDS	LG	TD	PD	FF	FR	YDS
2011	SF	2	2	9	8	1	0.0	0.0	1	0	0	0	3	0	0	0
2012	SF	3	3	13	11	2	0.0	0.0	1	39	39	0	3	1	1	0
TOTALS		5	5	22	19	3	0.0	0.0	2	39	39	0	6	1	1	0

Additional Statistics:

Special Teams Tackles – 54: 2007 (4), 2008 (16), 2009 (16), 2010 (18)

Milestones:

NFL Debut: vs. Arz. (9/10/07); **First Start:** at Arz. (11/10/08); **First INT:** vs. Det. (9/21/08 – QB Jon Kitna); **First INT Returned for TD:** vs. Arz. (1/2/11 – QB Richard Bartel); **First FF:** Postseason – vs. Bal. (2/3/13 – RB Ray Rice); **First FR:** Postseason – vs. Bal. (2/3/13 – RB Ray Rice)

BROWN'S CAREER HIGHS

Total Tackles: 8 (2 times) Last at NE (12/16/12)

Solo: 8 at NE (12/16/12)

Assists: 3 vs. StL (11/11/12)

Passes Defensed: 6 at Arz. (10/29/12)

Interceptions: Regular Season – 2 at StL (1/1/12);

Postseason – 1 (2 times) Last vs. GB (1/12/13)

Long Interception Return: Regular Season – 62t vs. Arz. (1/2/11);

Postseason – 39 vs. GB (1/12/13)

Forced Fumbles: Postseason – 1 vs. Bal. (2/3/13)

Fumble Recoveries: Postseason – 1 vs. Bal. (2/3/13)

// TRANSACTIONS

Originally a 5th-round (147th pick overall) draft choice by SF in 2007... Signed a three-year contract extension through 2013 on 10/28/09.

// AWARDS & HONORS

2007: Thomas Herrion Award

// 2012

- Blocked K Lawrence Tynes' 40-yd. FG attempt just before halftime. NYG (10/14). It marked the first career blocked FG for Brown and the first by the 49ers since DT Ray McDonald blocked a 44-yd. attempt by K Ryan Longwell at Min. (9/27/09).
- Registered 6 PDs at Arz. (10/29), setting a new career high, and the most PDs in a single game in the NFL this season.
- Notched his 1st INT of the season vs. Chi. (11/19) off QB Jason Campbell. It led to a 37-yd. FG by K David Akers.
- Recorded his 2nd INT of the season vs. Arz. (12/30), picking off Cardinals QB Brian Hoyer in the 4th qtr.
- Picked off QB Aaron Rodgers vs GB (1/12/13 - NFC-D), marking his 2nd career postseason INT. He returned the INT 39 yds. to the Packers 48-yd. line. The takeaway led to a 20-yd. TD pass from QB Colin Kaepernick to WR Michael Crabtree.
- Stripped Ravens RB Ray Rice and recovered the loose ball in Super Bowl XLVII vs. Bal. (2/3/13). It marked his first-career post-season FF and FR. The takeaway led to a 34-yd. FG by K David Akers.

// 2011

- Set career highs in INTs (4) and PDs (15), while adding 46 tackles.
- Tied single-game career high with 3 PDs vs. TB (10/9), in a defensive effort that allowed the fewest points since 11/29/09 vs. Jax. (3 pts.).
- Notched his first INT of the season, picking off QB John Skelton at Arz. (12/11), marking his first INT since 1/2/11 vs. Arz.
- Registered his second INT of the season late in the 4th qtr. and posted 2 PDs vs. Pit. (12/19). The INT marked the first time in his career that he has recorded an INT in back-to-back games (at Arz. on 12/11).
- Recorded 2 INTs at StL (1/1) for his first-career 2 INT game. He picked off RB Jerious Norwood in the 2nd qtr. for his first INT, followed by another pick in the 4th qtr. off QB Kellen Clemens. Brown's 4 INTs on the season set a new career high.
- Posted 2 PDs and recorded 1 INT off QB Drew Brees with less than two minutes remaining before halftime vs. NO (1/14) in the NFC Divisional Round.

// 2010

- Saw action at nickel back after CB Will James left the game with an injury vs. StL (11/14).
- Saw action at CB in place of an injured CB Nate Clements early in the 1st qtr. at GB (12/5).
- Registered the first TD of his career, intercepting QB Richard Bartel and taking it 62 yds. for the score vs. Arz. (1/2). The INT marked Brown's first of the season and first since 11/12/09 vs. Chi.

// 2009

- Recorded 37 tackles and 9 PDs, while posting 16 special teams tackles.
- Made his first start of the season at Ind. (11/1), recording 2 tackles and 1 PD.
- Picked off QB Jay Cutler in the 2nd qtr. and returned it 51 yds vs. Chi. (11/12), setting up RB Frank Gore's 14-yd. TD run on the following play.
- Had a career-high 8 tackles at GB (11/22).

// 2008

- Saw action at nickel back vs. Det. (9/21) due to injuries to CB Shawntae Spencer (knee) and CB Donald Strickland (knee), and registered his first career INT.
- Made first career start at Arz. (11/10) when team opened in nickel package and tallied 6 tackles.
- Sealed a 49ers victory at StL (12/21) by intercepting a QB Marc Bulger pass on the 49ers 38-yd. line with 22 seconds remaining in the 4th qtr.

// 2007

- Suffered a torn MCL and partially torn ACL in the season finale vs. Cle. (12/30).

// COLLEGE

Played in 47 career games (35 starts) for the Longhorns, finishing with 169 tackles, 3 INTs, 1 sack, 1 FR, 2 FFs and 20 PDs. Also amassed 315 yds. on 17 kickoff returns. As part of Texas' 2005-06 National Championship Team his senior year, did not allow any TD catches and his main pass coverage assignments had just 3 catches for over 20 yds. during his 11 starts. Earned second-team Academic All-Big 12 honors and was a member of UT's Athletic Director's Honor Roll.

// PERSONAL

- Attended North Mesquite (TX) HS, where he was a three-year starter at CB and two-year starter at RB. Rushed for 3,011 yds. and 42 TDs in his final two seasons, receiving an invitation to play in the 2003 U.S. Army All-American Game.
- As a senior, gained 1,885 yds. with 28 TDs on 182 carries (10.4 avg.) and caught 10 passes for 281 yds. with 2 scores. Also threw a 26-yd. TD pass.
- Was a two-year letter-winner in track (100m, sprint and mile relays) and a sophomore starter at shooting guard in basketball.
- Born Tarell Lameek Brown (1/6/85) in New York City, NY. Resides in DeSoto, TX.
- Majored in communications.

// INJURY REPORT

2007: Inactive at Sea. (9/30) with a hamstring injury; In the season finale at Cle. (12/30), suffered a torn MCL and partially torn ACL.

2010: Suffered a lower back strain at Car. (10/24) in the 1st qtr., missing the remainder of the game; Inactive vs. Den. (10/31) with a back injury.

BROWN'S GAME-BY-GAME

2007													2009																
Date	Opp	W/L	P/S	Tot	Sol	Ast	Sk	Yds	Int	Yds	PD	FF	FR	Yds	Date	Opp	W/L	P/S	Tot	Sol	Ast	Sk	Yds	Int	Yds	PD	FF	FR	Yds
Sep 10	Arz	W	1/0	0	0	0	0.0	0.0	0	0	0	0	0	0	Sep 13	at Arz	W	1/0	2	2	0	0.0	0.0	0	0	1	0	0	0
Sep 16	at StL	W	1/0	0	0	0	0.0	0.0	0	0	0	0	0	0	Sep 20	Sea	W	1/0	0	0	0	0.0	0.0	0	0	0	0	0	0
Sep 23	at Pit	L	1/0	0	0	0	0.0	0.0	0	0	0	0	0	0	Sep 27	at Min	L	1/0	0	0	0	0.0	0.0	0	0	0	0	0	0
Sep 30	Sea	L	-	INACTIVE (Hamstring)				-	-	-	-	-	-	-	Oct 4	StL	W	1/0	0	0	0	0.0	0.0	0	0	0	0	0	0
Oct 7	Bal	L	-	INACTIVE				-	-	-	-	-	-	-	Oct 11	Atl	L	1/0	0	0	0	0.0	0.0	0	0	0	0	0	0
Oct 21	at NYG	L	-	INACTIVE				-	-	-	-	-	-	-	Oct 25	at Hou	L	1/0	0	0	0	0.0	0.0	0	0	0	0	0	0
Oct 28	NO	L	-	INACTIVE				-	-	-	-	-	-	-	Nov 1	at Ind	L	1/1	2	2	0	0.0	0.0	0	0	1	0	0	0
Nov 4	at Atl	L	1/0	0	0	0	0.0	0.0	0	0	0	0	0	0	Nov 8	Ten	L	1/1	3	2	1	0.0	0.0	0	0	1	0	0	0
Nov 12	at Sea	L	-	INACTIVE				-	-	-	-	-	-	-	Nov 12	Chi	W	1/1	3	3	0	0.0	0.0	1	51	1	0	0	0
Nov 18	StL	L	-	INACTIVE				-	-	-	-	-	-	-	Nov 22	at GB	L	1/1	8	6	2	0.0	0.0	0	0	0	0	0	0
Nov 25	at Arz	W	-	INACTIVE				-	-	-	-	-	-	-	Nov 29	Jax	W	1/0	4	4	0	0.0	0.0	0	0	1	0	0	0
Dec 2	at Car	L	1/0	0	0	0	0.0	0.0	0	0	0	0	0	0	Dec 6	at Sea	L	1/0	5	4	1	0.0	0.0	0	0	1	0	0	0
Dec 9	Min	L	1/0	0	0	0	0.0	0.0	0	0	0	0	0	0	Dec 14	Arz	W	1/0	3	2	1	0.0	0.0	1	1	2	0	0	0
Dec 15	Cin	W	1/0	0	0	0	0.0	0.0	0	0	0	0	0	0	Dec 20	at Phi	L	1/0	3	2	1	0.0	0.0	0	0	0	0	0	0
Dec 23	TB	W	1/0	0	0	0	0.0	0.0	0	0	0	0	0	0	Dec 27	Det	W	1/0	2	2	0	0.0	0.0	0	0	1	0	0	0
Dec 30	at Cle	L	1/0	0	0	0	0.0	0.0	0	0	0	0	0	0	Jan 3	at StL	W	1/0	2	2	0	0.0	0.0	0	0	0	0	0	0
TOTALS			9/0	0	0	0	0.0	0.0	0	0	0	0	0	0	TOTALS			16/4	37	31	6	0.0	0.0	2	52	9	0	0	0

2008													2010																	
Date	Opp	W/L	P/S	Tot	Sol	Ast	Sk	Yds	Int	Yds	PD	FF	FR	Yds	Date	Opp	W/L	P/S	Tot	Sol	Ast	Sk	Yds	Int	Yds	PD	FF	FR	Yds	
Sep 7	Arz	L	-	INACTIVE				-	-	-	-	-	-	-	Sep 12	at Sea	L	1/0	0	0	0	0.0	0.0	0	0	0	0	0	0	0
Sep 14	at Sea	W	1/0	0	0	0	0.0	0.0	0	0	0	0	0	0	Sep 20	NO	L	1/0	1	1	0	0.0	0.0	0	0	0	0	0	0	
Sep 21	Det	W	1/0	1	1	0	0.0	0.0	1	1	1	0	0	0	Sep 26	at KC	L	1/0	0	0	0	0.0	0.0	0	0	0	0	0	0	
Sep 28	at NO	L	1/0	0	0	0	0.0	0.0	0	0	0	0	0	0	Oct 3	at Atl	L	1/0	0	0	0	0.0	0.0	0	0	1	0	0	0	
Oct 5	NE	L	1/0	0	0	0	0.0	0.0	0	0	0	0	0	0	Oct 10	Phi	L	1/0	1	1	0	0.0	0.0	0	0	0	0	0	0	
Oct 12	Phi	L	1/0	2	2	0	0.0	0.0	0	0	1	0	0	0	Oct 17	Oak	W	1/0	0	0	0	0.0	0.0	0	0	0	0	0	0	
Oct 19	at NYG	L	1/0	2	2	0	0.0	0.0	0	0	0	0	0	0	Oct 24	at Car	L	1/0	0	0	0	0.0	0.0	0	0	0	0	0	0	
Oct 26	Sea	L	1/0	2	2	0	0.0	0.0	0	0	0	0	0	0	Oct 31	Den	W	-	INACTIVE (Back)				-	-	-	-	-	-		
Nov 10	at Arz	L	1/1	6	5	1	0.0	0.0	0	0	0	0	0	0	Nov 14	StL	W	1/0	0	0	0	0.0	0.0	0	0	0	0	0	0	
Nov 16	StL	W	1/0	0	0	0	0.0	0.0	0	0	0	0	0	0	Nov 21	TB	L	1/0	2	2	0	0.0	0.0	0	0	0	0	0		
Nov 24	at Dal	L	1/0	0	0	0	0.0	0.0	0	0	0	0	0	0	Nov 29	at Arz	W	1/0	4	4	0	0.0	0.0	0	0	0	0	0	0	
Nov 31	at Buf	W	1/0	0	0	0	0.0	0.0	0	0	0	0	0	0	Dec 5	at GB	L	1/0	3	3	0	0.0	0.0	0	0	0	0	0	0	
Dec 7	NYJ	W	1/0	0	0	0	0.0	0.0	0	0	0	0	0	0	Dec 12	Sea	W	1/0	3	3	0	0.0	0.0	0	0	0	0	0	0	
Dec 14	at Mia	L	1/0	0	0	0	0.0	0.0	0	0	0	0	0	0	Dec 16	at SD	L	1/0	1	1	0	0.0	0.0	0	0	0	0	0	0	
Dec 21	at StL	W	1/0	2	2	0	0.0	0.0	1	0	1	0	0	0	Dec 26	at StL	L	1/0	1	1	0	0.0	0.0	0	0	0	0	0	0	
Dec 28	Was	W	1/0	0	0	0	0.0	0.0	0	0	0	0	0	0	Jan 2	Arz	W	1/0	2	2	0	0.0	0.0	1	62t	3	0	0	0	
TOTALS			15/1	15	14	1	0.0	0.0	2	1	3	0	0	0	TOTALS			15/0	18	18	0	0.0	0.0	1	62t	4	0	0	0	

BROWN'S GAME-BY-GAME

2011

Date	Opp	W/L	P/S	Tot	Sol	Ast	Sk	Yds	Int	Yds	PD	FF	FR	Yds
Sep 11	Sea	W	1/1	5	3	2	0.0	0.0	0	0	1	0	0	0
Sep 18	Dal	L	1/1	4	4	0	0.0	0.0	0	0	1	0	0	0
Sep 25	at Cin	W	1/1	2	2	0	0.0	0.0	0	0	1	0	0	0
Oct 2	at Phi	W	1/1	2	2	0	0.0	0.0	0	0	0	0	0	0
Oct 9	TB	W	1/1	1	1	0	0.0	0.0	0	0	3	0	0	0
Oct 16	at Det	W	1/1	2	2	0	0.0	0.0	0	0	0	0	0	0
Oct 30	Cle	W	1/1	3	1	2	0.0	0.0	0	0	1	0	0	0
Nov 6	at Was	W	1/1	3	2	1	0.0	0.0	0	0	0	0	0	0
Nov 13	NYG	W	1/1	4	2	2	0.0	0.0	0	0	1	0	0	0
Nov 20	Arz	W	1/1	2	1	1	0.0	0.0	0	0	2	0	0	0
Nov 24	at Bal	L	1/1	3	3	0	0.0	0.0	0	0	0	0	0	0
Dec 4	StL	W	1/1	4	3	1	0.0	0.0	0	0	0	0	0	0
Dec 11	at Arz	L	1/1	6	5	1	0.0	0.0	1	-1	1	0	0	0
Dec 19	Pit	W	1/1	1	0	1	0.0	0.0	1	0	2	0	0	0
Dec 24	at Sea	W	1/1	2	1	1	0.0	0.0	0	0	0	0	0	0
Jan 1	at StL	W	1/1	2	2	0	0.0	0.0	2	16	2	0	0	0
TOTALS			16/16	46	34	12	0.0	0.0	4	15	15	0	0	0

2011 Postseason

Date	Opp	W/L	P/S	Tot	Sol	Ast	Sk	Yds	Int	Yds	PD	FF	FR	Yds
Jan 14	NO	W	1/1	4	4	0	0.0	0.0	1	0	2	0	0	0
Jan 22	NYG	L	1/1	5	4	1	0.0	0.0	0	0	1	0	0	0
TOTALS			2/2	9	8	1	0.0	0.0	1	0	3	0	0	0

2012

Date	Opp	W/L	P/S	Tot	Sol	Ast	Sk	Yds	Int	Yds	PD	FF	FR	Yds
Sep 9	at GB	W	1/1	6	5	1	0.0	0.0	0	0	1	0	0	0
Sep 16	Det	W	1/1	5	4	1	0.0	0.0	0	0	0	0	0	0
Sep 23	at Min	L	1/1	3	2	1	0.0	0.0	0	0	0	0	0	0
Sep 30	at NYJ	W	1/1	1	1	0	0.0	0.0	0	0	0	0	0	0
Oct 7	Buf	W	1/1	2	2	0	0.0	0.0	0	0	0	0	0	0
Oct 14	NYG	L	1/1	4	4	0	0.0	0.0	0	0	0	0	0	0
Oct 18	Sea	W	1/1	3	3	0	0.0	0.0	0	0	0	0	0	0
Oct 29	at Arz	W	1/1	2	2	0	0.0	0.0	0	0	6	0	0	0
Nov 11	StL	T	1/1	5	2	3	0.0	0.0	0	0	1	0	0	0
Nov 19	Chi	W	1/1	3	3	0	0.0	0.0	1	5	1	0	0	0
Nov 25	at NO	W	1/1	5	3	2	0.0	0.0	0	0	1	0	0	0
Dec 2	at StL	L	1/1	3	3	0	0.0	0.0	0	0	1	0	0	0
Dec 9	Mia	W	1/1	3	2	1	0.0	0.0	0	0	0	0	0	0
Dec 16	at NE	W	1/1	8	8	0	0.0	0.0	0	0	0	0	0	0
Dec 23	at Sea	L	1/1	3	3	0	0.0	0.0	0	0	1	0	0	0
Dec 30	Arz	W	1/1	3	2	1	0.0	0.0	1	12	2	0	0	0
TOTALS			16/16	59	49	10	0.0	0.0	2	17	14	0	0	0

2012 Postseason

Date	Opp	W/L	P/S	Tot	Sol	Ast	Sk	Yds	Int	Yds	PD	FF	FR	Yds
Jan 12	GB	W	1/1	2	1	1	0.0	0.0	1	39	1	0	0	0
Jan 20	at Atl	W	1/1	8	8	0	0.0	0.0	0	0	2	0	0	0
Feb 3	Bal	L	1/1	3	2	1	0.0	0.0	0	0	0	1	1	0
TOTALS			3/3	13	11	2	0.0	0.0	1	39	3	1	1	0



TANK CARRADINE

95

DEFENSIVE TACKLE

H: 6-4 W: 273

BORN 2.18.90 // CINCINNATI, OH // TAFT HS, CINCINNATI, OH
FLORIDA STATE // ROOKIE // ACQUIRED D-2A IN '13

Nicknamed "Tank" at a young age, Cornellius Carradine was a Third-Team All-American and consensus First-Team All-ACC selection, as a senior. He helped lead a Florida State defense that ranked second in total defense and third in rush defense, in 2012. Prior to enrolling at Florida State, Carradine earned Region VI Defensive Player of the Year honors at Butler Community College in Kansas, in 2010.

// 2013 HIGHLIGHTS

- Placed on the Reserve/NFI List on 8/27.

// GOLDMINE

- Born Cornellius Carradine, he was given the nickname "Tank" from his mom. He always used to have a little toy army tank with him. "I could never go anywhere without that army tank," he said. "I just had to have it with me, and I used to always push people over, try to run over people." His mom still has the original toy tank.
- Carradine grew up in a rough neighborhood in Cincinnati, where many of the people he knew got into bad situations with drugs and violence. He grew up without much money and his family struggled to put food on the table. Through it all, he learned to walk the other way. "I saw how certain situations can end up. Talking to the older people and coaches, they told me to do the right thing," he said. "Good things happen when you try to do the right things. That was the biggest thing I learned." Football was the biggest opportunity which propelled Carradine out of the area, earning him a college scholarship, where he earned a degree in sociology from Florida State. "People kept telling me, 'Man, I wish I had that opportunity to play this sport.' I'd seen my opportunity and knew the chances I had, knew what I would be doing if I didn't accomplish these goals. That's why I thrive on football. I give it all I've got and I try to play every play like it's my last. I respect this game because of what this game has gotten me through. I take advantage of it by doing the right thing, being a positive player and being good to my teammates and for the organization."
- After going through a rough childhood, Tank has a passion for telling his story to kids. He volunteers his time at charity foundations and football camps. "If kids can hear the importance of doing the right thing, if I can help them succeed in life, if they can get it when they're young, they'll live up to those things instead of trying to get knowledge as they got older," he said. "Then it might be too late, because they've already been on their own in certain situations."
- Tank loves animals, and has a large collection of exotic pets, including snakes, lizards, ferrets, a monkey, a bird, piranhas and a shark. "I could see myself doing animal research working in a zoo," he said.

// TRANSACTIONS

Originally the first of two 2nd-round (40th overall) draft choices by SF in 2013.

// COLLEGE

Began collegiate career at Butler Community College in Kansas before enrolling at Florida State. Played in 47 career games (33 starts), registering 317 tackles, 42.5 sacks, 71 TFLs, 6 FFs and 7 FRs. As a Seminole, appeared in 25 games (11 starts) and recorded 118 tackles, 16.5 sacks, 21 TFLs, 1 FF and 1 FR. As a senior, earned Third-Team All-America honors from The NFL Draft Report and was a consensus First-Team All-ACC selection. Played in 12 games (11 starts) and tallied 80 tackles, 11.0 sacks, 13 TFLs, 1 FF and 1 FR. In 2011, played in all 13 games and notched 38 tackles, 5.5 sacks and 8 TFLs. In two seasons at Butler Community College, started all 22 games and amassed 199 tackles, 26.0 sacks, 50 TFLs, 5 FFs and 6 FRs. In 2010, earned First-Team NJCAA All-America, All-Kansas Jayhawk Community College Conference and All-Region VI honors and was named Region VI Defensive Player of the Year. Started all 11 games and led the junior college ranks with 16.0 sacks, while leading the team with 109 tackles. Also notched 2 FF and 4 FRs, returning one 39 yds. for a TD. As a freshman, started all 11 games and registered a team-high 90 tackles and added 10.0 sacks, 3 FFs and 2 FRs.

// PERSONAL

- In 2011, was selected as the co-recipient, along with Nigel Bradham, of the Bill McGrotha Humanitarian Award, given for excellence in the classroom.
- Attended Taft (Cincinnati, OH) HS and was regarded as one of the top prospects in the Midwest.
- Born Cornellius Carradine (2/18/90) in Cincinnati, OH.
- Graduated with a degree in sociology.



BRANDON CARSWELL

WIDE RECEIVER

H: 6-1 W: 201

BORN 5.22.89 // MILPITAS, CA // MILPITAS HS, MILPITAS, CA
SOUTHERN CALIFORNIA // 1ST YEAR // ACQUIRED FA IN '13

Born and raised in nearby Milpitas, CA, Brandon Carswell has already made his fair share of big time plays in the Bay Area, having starred at Milpitas High School. He originally entered the NFL in 2012 as an undrafted free agent with the Oakland Raiders, and spent a brief time on the Raiders practice squad that year. Carswell suffered a knee injury during the 2013 offseason and is currently on the 49ers Injured Reserve List.

// 2013 HIGHLIGHTS

- Placed on the Injured Reserve List on 6/19.

// GOLDMINE

- He grew up on the Tongan island of Vavau and played rugby as a youth.

// TRANSACTIONS

Originally signed as an undrafted free agent by Oak. on 5/11/12... Released by Oak. on 8/31/12...Signed to Oak. practice squad on 9/1/12...Released from the Oak. practice squad on 9/12/12... Signed a two-year contract with SF on 6/12/13.

// 2012


- Spent some time, at the beginning of the 2012 regular season, on the Raiders practice squad.

// COLLEGE

Carswell attended the University of Southern California, where he appeared in 45 games, notching 40 receptions for 386 yards and two touchdowns. As a senior, played in 12 games and recorded 18 receipts. for 153 yds. and 1 TD. In 2010, Carswell appeared in 13 contests and registered 16 receipts. for 205 yds. and 1 TD. As a sophomore, he appeared in 9 games and hauled in 5 catches for 21 yds. Carswell played in 11 games as a freshman and notched 1 receipt. for 7 yds. He also returned 5 punts for 31 yds. and recorded 1 tackle.

// PERSONAL

- Attended Milpitas (Milpitas, CA) HS, where he earned *San Francisco Chronicle* All-Metro First-Team and *San Jose Mercury News* All-Area MVP honors, as a senior.
- As a senior, he threw for 1,406 yds. and 15 TDs, and ran for 1,503 yds. with 19 TDs as a quarterback, as well as hauling-in 13 receipts. for 364 yds. On defense he recorded 11 INTs as a CB.
- Born Brandon Carswell (5/22/89) in Milpitas, CA.



GARRETT CELEK

88

TIGHT END
H: 6-5 W: 252
**BORN 5.29.88 // CINCINNATI, OH // LA SALLE HS, CINCINNATI, OH
MICHIGAN STATE // 2ND YEAR // ACQUIRED FA IN '12**

Garrett Celek was the only undrafted free agent to make the 49ers 2012 opening day roster. He went on to play in 13 games during the regular season and all three postseason contests as a reserve TE. Celek appeared in 38 games (12 starts) at Michigan State and recorded 14 repts. for 135 yds. and 3 TDs in his collegiate career. The brother of Philadelphia Eagles TE Brent Celek, he became just the fifth undrafted free agent to make the 49ers opening day roster since 2005.

// GOLDMINE

• Football runs in the bloodlines of the Celek family. Garrett's older brother, Brent, plays tight end for the Philadelphia Eagles. Growing up, the brothers were constantly involved in athletics. "My dad was always pushing us just to be into sports. It didn't matter if it was soccer, baseball, football or basketball. As long as we were doing something and we were having fun with it, he was the happiest guy in the world," Celek said. Garrett didn't begin playing football until high school, but Brent's success became a driving motivation for him. "He got a scholarship to Cincinnati my freshman year in high school," Garrett said. "Right then I had my goals set. I needed to make it to college, and once I got to college, my brother got drafted in the NFL. There's my next goal. I've got to make it to the NFL, I've got to do what my brother did. Honestly, I've been trying to follow in his footsteps and because of him I'm here today. I wouldn't be who I am without him."

- The Celek family has a lake house in Northern Michigan where everyone gathers on vacation, cooks out and goes jet skiing. Closer to the Bay Area, Garrett recently became a dog owner with a Chesapeake Bay retriever that occupies most of his current free time. "I love playing with her and teaching her tricks."
- Garrett has a strong passion for the packaging industry, which he majored in at Michigan State and plans to go into after his football career. The growing industry looks to cut shipping costs on products and is commonplace in the food and medical fields. "There's so many different areas you can get into, it's crazy. I enjoy the science behind it. It was a great major for me to choose and the possibilities are endless."

CELEK'S CAREER STATISTICS

YEAR	TEAM	GP	GS	RECEIVING					RUSHING				
				NO	YDS	AVG	LG	TD	ATT	YDS	AVG	LG	TD
2012	SF	13	0	4	51	12.8	35	0	0	0	-	-	0
2013	SF												
TOTALS		13	0	4	51	12.8	35	0	0	0	-	-	0

PLAYOFFS

YEAR	TEAM	GP	GS	RECEIVING					RUSHING				
				NO	YDS	AVG	LG	TD	ATT	YDS	AVG	LG	TD
2012	SF	3	0	0	0	-	-	0	0	0	-	-	0
TOTALS		3	0	0	0	-	-	0	0	0	-	-	0

Milestones:

NFL Debut: at NYJ (9/30/12); **First Reception:** vs. Buf. (10/7/12 – 4-yd. pass from QB Alex Smith)

CELEK'S CAREER HIGHS

Receptions: 2 at Sea. (12/23/12)

Receiving Yards: 41 at Sea. (12/23/12)

Long Reception: 35 at Sea. (12/23/12)

// TRANSACTIONS

Originally signed as an undrafted free agent by SF on 5/4/12.

// 2012

- Made NFL debut at NYJ (9/30). Recorded 1st NFL recept. vs. Buf. (10/7), a 4-yd. pass from QB Alex Smith.
- Noted a career-high 2 receipts. for 41 yds., including a career-long 35-yd. recept. at Sea. (12/23).

// COLLEGE

Appeared in 38 games (12 starts) at Michigan State and recorded 14 receipts. for 135 yds. and 3 TDs. Tallied 35 yds. on 3 receipts. and 1 TD during his senior campaign. Celek caught 2 receipts. for 17 yds. in the first two games of the 2010 season, before being sidelined for the next 11 games with a shoulder injury. In 2009, recorded 3 receipts. for 33 yds. and 1 TD. As a redshirt freshman, hauled in a career-high 6 receipts. for 50 yds. and a TD.

// PERSONAL

- The two-year starter at LaSalle (OH) HS, was named to Prep-Star's All-Midwest Team. Also competed in track and field, where he won the Greater Catholic League discus title as a junior.
- Brother Brent played at the University of Cincinnati (2003-06) and currently plays TE for the Philadelphia Eagles.
- Enjoys playing golf.
- Graduated from Michigan State with a degree in packaging.
- Engaged to Sarah Hinton, after the couple met in college.
- Earned Jim Adams Award at MSU during his senior year as the team's unsung hero.
- Born Garrett Celek (5/29/88) in Cincinnati, OH.

CELEK'S GAME-BY-GAME**2012**

Date	Opp	W/L	P/S	Rec	Yds	Avg	Lg	TD
Sep 9	at GB	W	–	–	INACTIVE	–	–	–
Sep 16	Det	W	–	–	INACTIVE	–	–	–
Sep 23	at Min	L	–	–	DID NOT PLAY	–	–	–
Sep 30	at NYJ	W	1/0	0	0	–	–	0
Oct 7	Buf	W	1/0	1	4	4.0	4	0
Oct 14	NYG	L	1/0	1	6	6.0	6	0
Oct 18	Sea	W	1/0	0	0	–	–	0
Oct 29	at Arz	W	1/0	0	0	–	–	0
Nov 11	StL	T	1/0	0	0	–	–	0
Nov 19	Chi	W	1/0	0	0	–	–	0
Nov 25	at NO	W	1/0	0	0	–	–	0
Dec 2	at StL	L	1/0	0	0	–	–	0
Dec 9	Mia	W	1/0	0	0	–	–	0
Dec 16	at NE	W	1/0	0	0	–	–	0
Dec 23	at Sea	L	1/0	2	41	20.5	35	0
Dec 30	Arz	W	1/0	0	0	–	–	0
TOTALS			13/0	4	51	12.8	35	0

2012 Postseason

Date	Opp	W/L	P/S	Rec	Yds	Avg	Lg	TD
Jan 12	GB	W	1/0	0	0	–	–	0
Jan 20	at Atl	W	1/0	0	0	–	–	0
Feb 3	Bal	L	1/0	0	0	–	–	0
TOTALS			3/0	0	0	–	–	0



PERRISH COX

20

CORNERBACK
H: 6-0 W: 190
**BORN 1.10.87 // WACO, TX // UNIVERSITY HS, WACO, TX
OKLAHOMA STATE // 3RD YEAR // ACQUIRED FA IN '12**

Drafted by the Denver Broncos (137th overall) in the 2010 NFL Draft, Perrish Cox ranked third among NFL rookies with 14 passes defended that year. When he joined the 49ers in 2012, he was reunited with his former position coach in Denver, Ed Donatell, the 49ers current secondary coach. Cox registered 14 tackles and 2 PDs in a reserve role and added 7 tackles on special teams, in 2012.

- Another hobby of his is bowling, where he has rolled a high score of 276. While a member of the Denver Broncos he competed in a bowling league during his free time.
- Cox recently went on vacation and left the country for the first time in his life, traveling to Puerto Rico. "It was the best time I have ever had," Cox said. "It was just the town, the streets, just meeting and greeting with all the nice people. I plan on going again."

// GOLDMINE

- Cox began playing football in large part to his father. His dad was his coach and mentor growing up and taught him the importance of hard work and setting goals. His parents kept him motivated growing up. Perrish has three children, who he says are his motivation now. "My family is all I think about all day and that's what keeps me grounded," Cox said.

COX'S CAREER STATISTICS

YEAR	TEAM	GP	GS	TACKLES					INTERCEPTIONS					FUMBLES		
				TOT	SOL	AST	SACKS	YDS	INT	YDS	LG	TD	PD	FF	FR	YDS
2010	DEN	15	9	55	54	1	0.0	0.0	1	15	15	0	14	2	0	0
2011	Out of Football	-	-	-	-	-	-	-	-	-	-	-	-	-	-	-
2012	SF	16	0	14	10	4	0.0	0.0	0	0	0	0	2	0	0	0
2013	SF															
TOTALS		31	9	69	64	5	0.0	0.0	1	15	15	0	16	2	0	0

PLAYOFFS

YEAR	TEAM	GP	GS	TACKLES					INTERCEPTIONS					FUMBLES		
				TOT	SOL	AST	SACKS	YDS	INT	YDS	LG	TD	PD	FF	FR	YDS
2012	SF	3	0	3	2	1	0.0	0.0	0	0	-	0	0	0	0	0
TOTALS		3	0	3	2	1	0.0	0.0	0	0	-	0	0	0	0	0

Additional Statistics:

Special Teams Tackles: Regular Season – 11: 2010 (4); 2012 (7); Postseason – 1: 2012 (1)

Kick Returns – 9: 2010 (9)

Kick Return Yards – 172: 2010 (172)

Punt Returns – 3: 2010 (3)

Punt Return Yards – 7: 2010 (7)

Milestones:

NFL Debut: at Jax. (9/12/10); **First Start:** vs. Ind. (9/26/10); **First INT:** vs. Sea. (9/19/10 – QB Matt Hasselbeck); **First FF:** vs. NYJ (10/17/10 – WR Santonio Holmes)

COX'S CAREER HIGHS

Total Tackles: 8 at KC (12/5/10)

Solo: 8 at KC (12/5/10)

Assists: 1 (4 times) Last at StL (12/2/12)

Passes Defensed: 4 vs. Ind. (9/26/10)

Interceptions: 1 vs. Sea. (9/19/10)

Interception Yards: 15 vs. Sea. (9/19/10)

Forced Fumbles: 1 (2 times) Last vs. SD (1/2/11)

// TRANSACTIONS

Originally a 5th-round (137th overall) draft choice by Den. in the 2010 NFL Draft...Released by Den. on 9/3/11...Signed a two-year contract with SF on 3/13/12.

// 2012 (SAN FRANCISCO)

- Made 49ers debut in season opener at GB (9/9) and tallied 4 tackles (3 solo).
- Recorded 1st PD as a member of the 49ers at Arz. (10/29).

// 2011

- Did not play in the NFL.

// 2010 (DENVER)

- Made NFL debut at Jax. (9/12) where he played a major role on special teams with 2 special teams tackles and 3 KR for 62 yds.
- Recorded his first NFL INT vs. Sea. (9/19) when he stepped in front of a pass from QB Matt Hasselbeck and returned it 15 yds. in the 4th qtr.
- Made first career start vs. Ind. (9/26) and led the team with a season-high 4 PDs.
- Set a career-high 6 tackles and posted 1 PD at Bal. (10/10).
- Stripped WR Santonio Holmes for his first career FF vs. NYJ (10/17), which was picked up by S Renaldo Hill inside Denver's red zone in the 3rd qtr.
- Recorded a FF on RB Ryan Mathews and totaled 7 tackles vs. SD (1/2).

// COLLEGE

Saw action in 48 games (36 starts) in his four-year career at Oklahoma State. Earned first-team All-Big 12 Conference honors on defense and garnered All-America recognition on special teams, where he scored 6 TDs (4 kickoff, 2 punt). In 2009, Cox started all 11 games and led the nation in PDs (19). He posted 36 tackles and a career-high 4 INTs along with 1 sack and a FR. As a junior (2008), Cox started all 13 games and tallied 32 tackles, 2 INTs and 10 PDs. He earned first-team All-America honors as a returner from *Sportsline.com* after posting a Big 12-best 29.8-yd. KR avg., which ranked 3rd nationally. Cox set a career-high 42 tackles in 2007 along with 2 INTs in 13 games (8 starts). Was one of three players in the nation to score on a PR and KR, setting a school single-season record with 31 KR for 665 yds. and 1 TD. As a freshman (2006), Cox totaled 24 tackles, 2 INTs and 1 FR. He ranked 2nd in the conference with 24 PRs (308 yds.).

// PERSONAL

- Attended University HS (Waco, TX) where he received first-team Class 4A all-state and all-Central Texas honors. Also named District 16-4A MVP as a senior.
- Graduated with a degree in education.
- Born Perrish Cox (1/10/87) in Waco, TX.

// INJURY REPORT

2010: Inactive (concussion) at SF (10/31).

COX'S GAME-BY-GAME

2010 (Denver)

Date	Opp	W/L	P/S	Tot	Sol	Ast	Sk	Yds	Int	Yds	PD	FF	FR	Yds
9/12	at Jax	L	1/0	0	0	0	0.0	0.0	0	0	0	0	0	0
9/19	Sea	W	1/0	1	1	0	0.0	0.0	1	15	1	0	0	0
9/26	Ind	L	1/1	2	2	0	0.0	0.0	0	0	4	0	0	0
10/3	at Ten	W	1/1	5	5	0	0.0	0.0	0	0	1	0	0	0
10/10	at Bal	L	1/0	6	5	1	0.0	0.0	0	0	1	0	0	0
10/17	NYJ	L	1/1	7	7	0	0.0	0.0	0	0	2	1	0	0
10/24	Oak	L	1/1	2	2	0	0.0	0.0	0	0	1	0	0	0
10/31	at SF	-	-	-	-	-	INACTIVE	(Concussion)	-	-	-	-	-	-
11/14	KC	W	1/1	4	4	0	0.0	0.0	0	0	0	0	0	0
11/22	at SD	L	1/1	4	4	0	0.0	0.0	0	0	0	0	0	0
11/28	StL	L	1/1	3	3	0	0.0	0.0	0	0	0	0	0	0
12/5	at KC	L	1/1	8	8	0	0.0	0.0	0	0	0	0	0	0
12/12	at Arz	L	1/0	3	3	0	0.0	0.0	0	0	2	0	0	0
12/19	at Oak	L	1/0	1	1	0	0.0	0.0	0	0	0	0	0	0
12/26	Hou	W	1/0	2	2	0	0.0	0.0	0	0	0	0	0	0
1/2	SD	L	1/1	7	7	0	0.0	0.0	0	0	2	1	0	0
TOTALS			15/9	55	54	1	0.0	0.0	0	0	14	2	0	0

2012 (San Francisco)

Date	Opp	W/L	P/S	Tot	Sol	Ast	Sk	Yds	Int	Yds	PD	FF	FR	Yds
Sep 9	at GB	W	1/0	4	3	1	0.0	0.0	0	0	0	0	0	0
Sep 16	Det	W	1/0	1	1	0	0.0	0.0	0	0	0	0	0	0
Sep 23	at Min	L	1/0	0	0	0	0.0	0.0	0	0	0	0	0	0
Sep 30	at NYJ	W	1/0	1	1	0	0.0	0.0	0	0	0	0	0	0
Oct 7	Buf	W	1/0	0	0	0	0.0	0.0	0	0	0	0	0	0
Oct 14	NYG	L	1/0	0	0	0	0.0	0.0	0	0	0	0	0	0
Oct 18	Sea	W	1/0	0	0	0	0.0	0.0	0	0	0	0	0	0
Oct 29	at Arz	W	1/0	3	3	0	0.0	0.0	0	0	1	0	0	0
Nov 11	StL	T	1/0	2	1	1	0.0	0.0	0	0	0	0	0	0
Nov 19	Chi	W	1/0	0	0	0	0.0	0.0	0	0	0	0	0	0
Nov 25	at NO	W	1/0	0	0	0	0.0	0.0	0	0	0	0	0	0
Dec 2	at StL	L	1/0	1	0	1	0.0	0.0	0	0	0	0	0	0
Dec 9	Mia	W	1/0	1	1	0	0.0	0.0	0	0	0	0	0	0
Dec 16	at NE	W	1/0	0	0	0	0.0	0.0	0	0	0	0	0	0
Dec 23	at Sea	L	1/0	1	0	1	0.0	0.0	0	0	0	0	0	0
Dec 30	Arz	W	1/0	0	0	0	0.0	0.0	0	0	1	0	0	0
TOTALS			16/0	14	10	4	0.0	0.0	0	0	2	0	0	0

2012 Postseason

Date	Opp	W/L	P/S	Tot	Sol	Ast	Sk	Yds	Int	Yds	PD	FF	FR	Yds
Jan 12	GB	W	1/0	2	1	1	0.0	0.0	0	0	0	0	0	0
Jan 20	at Atl	W	1/0	1	1	0	0.0	0.0	0	0	0	0	0	0
Feb 3	Bal	L	1/0	0	0	0	0.0	0.0	0	0	0	0	0	0
TOTALS			3/0	3	2	1	0.0	0.0	0	0	0	0	0	0



MICHAEL CRABTREE

15

WIDE RECEIVER

H: 6-1 W: 214

BORN 9.14.87 // DALLAS, TX // CARTER HS, DALLAS, TX
TEXAS TECH // 5TH YEAR // ACQUIRED D-1 IN '09

As the 10th overall pick in the 2009 NFL Draft by San Francisco, Michael Crabtree has showcased his rare combination of size, hands and run-after-the-catch ability during his first four seasons with the 49ers. A reliable receiver, Crabtree has caught a pass in each of his 58 NFL games played, which includes recording at least three receptions in 49 of those contests. He excelled in 2012, as he led the team in receptions and receiving yards for the second straight season. Crabtree set career highs last year with 85 receptions for 1,105 yards and 9 touchdowns. He became the first 49ers wide receiver to record a 1,000 yard season since Terrell Owens in 2003. Widely considered one of the most prolific receivers in college football history, Crabtree earned the coveted Biletnikoff Award - given to the nation's best receiver - in each of his two seasons played at Texas Tech.

// CAREER HIGHLIGHTS

- Became the first 49ers player since WR Terrell Owens in 2003 to post a 1,000-yd. receiving season, tallying a career year in 2012 with 85 receipts. for 1,105 yds. and 9 TDs.
- Registered 2, 100-yd. receiving games in the 2012 postseason with 3 TD receipts.

// 2013 HIGHLIGHTS

- Placed on the Reserve/PUP List on 8/27.

// GOLDMINE

- In 2012, Crabtree teamed with the video game "The Hip-Hop Dance Experience," to create a new touchdown dance, the Crab Shake. Each time Crabtree performed the routine in a game, the gaming company donated \$1,000 to Crabtree's favorite charity, the Boys & Girls Club. With help from Bay Area musician Too Short, he worked with a choreographer to perfect his dance moves. "Gotta show the Bay Area some love. I'm from Texas and the Crab Shake is straight from the south side, but the music, that's the Bay right there," Crabtree said. "The south side mixed with the Bay Area, to me, that's the best of both worlds." He also competed with Broncos LB Von Miller and Eagles RB LeSean McCoy to win fan votes on Twitter for the best dance moves.

With every Crab Shake touchdown dance, he chose to donate \$1,000 to the Boys & Girls Club because the organization meant so much to him from his own personal experiences. Growing up, Michael found refuge at his local Boys & Girls Club in Dallas. "This is real, because every day when I was growing up, I was at the Boys & Girls Club just playing everything," he said. "We played pool and ping pong. We were running and racing, playing football and basketball and boxing. I just grew up there, and they were even there for me when I needed tutoring, so I felt it was only right that I support them back. That's what's so great about this, I'm dancing and celebrating in the end zone, and I'm giving back at the same time. It really means a lot to me." In 2012, he rewarded the club with a career-high 9 touchdowns.

- A Jordan Brand athlete, Michael has big plans for unveiling some cleats during the 2012 season. Michael knows fashion and really gives his input on the details of the shoe design, "I tell them what material and color I want and where. I may tell them that I want this leather, this part suede and this part mesh." He hopes to set his own trends, "If everybody is doing it, then I'm not going to wear it."

Michael received a basketball scholarship as well as football coming out of high school, so it's understandable how humbling it is to wear the Jordan brand. "It's the best of both worlds right now. Jordan is real big on who represents him with his brand. He looks for sharp guys with good character."

- A nationally-ranked basketball player at Carter HS in Dallas, TX, Michael was rated among the top 50 prospects in Texas and received several scholarship offers from major colleges. As a senior, he averaged 20.8 points, 6.7 rebounds and 3.1 assists per game. Michael limited his college options to those that would allow him to play both basketball and football. He chose Texas Tech because both Bob Knight and Mike Leach recruited him.
- Michael has so many pairs of shoes he can't put a number on it. Shoes take up his parents' garages, his house in Dallas, and any other place he can store them. Some may say that's excessive, but they may not know the real reason behind his shoe collection. "Growing up I didn't have many shoes. I used to love shoes and cherish the ones that I had. I'd clean them up every day and polish them." Crabtree has big plans for a shoe rack at his home in the Bay Area so he can put them all on display. The shoes are not in boxes though, "I want to see them, my closet is going to look like Niketown."
- Michael's desire to play football can be traced to video games when he was young. "Growing up, all I did was play video games. I was a big Madden fan, and even before that, I was a big Tecmo Bowl guy," Crabtree said. "Tecmo Bowl, that was the game. It was so simple, but at the same time, I think that's what made it so much fun. There weren't even any flags, you could run all around the field with Bo Jackson. I love that game." Even now, he'll have fans come up to him to talk not just his play on the football field, but Crabtree's digital character in the video game and in fantasy football. He said he'd like to have the Crab Shake dance be used in the upcoming Madden game and laughed about being rated higher in the game. "They need to give me some more speed in there. I check the ratings, and I couldn't believe my score. My speed is a little suspect in that game, but I'm going to keep my cool [laughing]," he said, jokingly.

CRABTREE'S CAREER STATISTICS

YEAR	TEAM	GP	GS	RECEIVING					RUSHING				
				NO	YDS	AVG	LG	TD	ATT	YDS	AVG	LG	TD
2009	SF	11	11	48	625	13.0	50	2	0	0	–	–	0
2010	SF	16	15	55	741	13.5	60t	6	0	0	–	–	0
2011	SF	15	14	72	874	12.1	52t	4	1	6	6.0	6	0
2012	SF	16	16	85	1,105	13.0	49t	9	1	8	8.0	8	0
2013	SF												
TOTALS		58	56	260	3,345	12.9	60t	21	2	14	7.0	8	0

PLAYOFFS

YEAR	TEAM	GP	GS	RECEIVING					RUSHING				
				NO	YDS	AVG	LG	TD	ATT	YDS	AVG	LG	TD
2011	SF	2	2	5	28	5.6	9	1	0	0	–	–	0
2012	SF	3	3	20	285	14.3	33	3	0	0	–	–	0
TOTALS		5	5	25	313	12.5	33	4	0	0	–	–	0

Additional Statistics:

Fumble – Lost: Regular Season 1–1: 1–1 in 2009; Postseason 1–1: 1–1 in 2012

Milestones:

NFL Debut: at Hou. (10/25/09); **First Start:** at Hou. (10/25/09); **First Reception:** at Hou. (10/25/09 – 4–yd. pass from QB Shaun Hill); **First TD Reception:** at GB (11/22/09 – 38–yd. pass from QB Alex Smith); **100–yd. Games:** 7, Last vs. Arz. (12/30/12 – 172 yds.); **Reached 1,000 rec. yds:** vs. Den. (10/31/10 – 28–yd. TD pass from QB Troy Smith); **Reached 2,000 rec. yds:** at Arz. (12/11/11 – 15–yd. pass from QB Alex Smith); **Reached 3,000 rec. yds:** vs. Mia. (12/9/12 – 3–yd. pass from QB Colin Kaepernick)

CRABTREE'S CAREER HIGHS

Receptions: Regular Season – 9 (3 times) Last vs. Mia (12/9/12);
Postseason – 9 vs. GB (1/12/13)

Receiving Yards: Regular Season – 172 vs. Arz. (12/30/12); Postseason – 119 vs. GB (1/12/13)

Rushes: 1 (2 times) Last at Arz. (10/29/12)

Long Rush: 8 at Arz. (10/29/12)

Long Reception: Regular Season – 60t at StL (12/26/10); Postseason – 33 at Atl (1/20/13)

TD Receptions: Regular Season – 2 (4 times) Last vs. Arz. (12/30/12);
Postseason – 2 vs. GB (1/12/13)

// TRANSACTIONS

Originally drafted in the 1st-round (10th overall) by SF in 2009.

// AWARDS & HONORS

2012: *USA Today* All-Joe Team

// 2012

- Crabtree finished the season with career highs in receptions. (85), rec. yds. (1,105) and TDs (9). He became just the 9th player in 49ers history, and first since 2003, to register a 1,000-yd. season (last by WR Terrell Owens - 1,102 rec. yds.).
- Tallied 30, 3rd down receptions., which was t-4th most in the NFL. In 2 games, he registered 4 catches on 3rd down, [vs. Det. (9/16), at Arz. (10/29)].
- Tied for the NFL lead for the season with 5 TDs on 3rd down (Chi. WR Brandon Marshall - 5).
- Led team in receptions. for first 4 of 5 games of the season, hauling in 7 receptions. for 76 yds. in season opening win at GB (9/9), 6 receptions. for 67 yds. vs. Det. (9/16) and 6 receptions. for 40 yds. at Min. (9/23).
- In the 4th qtr. vs. Det. (9/16), tallied 3, 3rd-down catches, all resulting in first downs against Lions.
- Registered a team high 6 receptions. for 113 yds. and 1 TD vs. Buf (10/7).
- In his 50th NFL game, Crabtree registered the second 2 TD performance of his career at Arz. (10/29), leading the team by hauling in 5 receptions. for 72 yds. and 2 TDs. QB Alex Smith connected with Crabtree on a 3-yd. TD pass in the 1st qtr. and Crabtree's 2nd TD came on a 9-yd. catch-and-run in the 2nd qtr. from Smith.
- Notched 3 receptions. for 31 yds. and 1 TD vs. Chi. (11/19), marking his 3rd consecutive game with a TD reception, the longest streak of his career.
- Led team in 3 consecutive weeks in receiving with 7 receptions. for 101 yds. at StL (12/2), tied a career-high with 9 receptions. vs. Mia (12/9) with 93 rec. yds and tallied 7 receptions. for 107 yds. and 2 TDs at NE (12/16).
- Hauled in 8 receptions. for a career-high 172 yds. and 2 TDs vs. Arz. (12/30). The 172 rec. yds. were the most by a 49ers WR since 11/3/02 at Oak. (WR Terrell Owens - 12 receptions. for 191 yds.). It marked Crabtree's 7th career 100-yd. game and 4th of the season. It also was his 3rd multi-TD game of the season and 4th of his career.
- Led the team with 9 receptions. for 119 yds. and 2 TDs vs. GB (1/12/13 - NFC-D). This marked his first career multi-TD performance and first-career 100-yd. game in the postseason. Along with QB Colin Kaepernick (181 rush. yds.) and RB Frank Gore, (119 rush. yds.), the 49ers became the first team to have two, 100-yd. rushers and one, 100-yd. receiver in a playoff game in NFL history.
- Tallied 5 receptions. for 109 yds. and 1 TD vs. Bal. in Super Bowl XLVII (2/3/13), marking his 2nd 100-yd. game during the postseason.

// 2011

- Led the team in receptions. (72) and rec. yds. (874), while adding 4 TDs.
- Hauled in a game-high 9 receptions. for 77 yds. at Det. (10/16), tying his career high (9 receptions. - 10/10/10 vs. Phi.).
- Converted on a 2-pt. conversion in the 4th qtr. vs. NYG (11/14). The 2-pt. conversion was Crabtree's first and the 49ers first since 9/20/10 vs. NO.
- Hauled in 7 receptions. for 120 yds. vs. Arz. (11/20), marking his first 100-yd. receiving performance since 12/26/10 at StL. and the third of his career.
- Tallied 4 receptions. for 96 yds. and 1 TD vs. StL (12/4). He caught a season-long 52-yd. TD pass in the 3rd qtr., marking his second TD recept. of the season and his longest recept. since 12/26/10 at StL (60-yd. TD from QB Troy Smith).
- Led the team with 5 catches for 85 yds. at Sea. (12/24), including a 41-yd. recept. that set up the game-winning 39-yd. FG with 3:01 remaining in the game.
- Recorded 8 receptions. for 86 yds. and 2 TDs at StL (1/1), marking his first career 2-TD performance.
- Caught a 4-yd. TD pass from QB Alex Smith and hauled in 4 catches for 25 yds. in NFC Divisional Game vs. NO (1/14).

// 2010

- Registered 9 receptions. for 105 yds. and 1 TD vs. Phi. (10/10), marking his first career 100-yd. performance. His 9 receptions. also set a new career high. Became the first 49ers wide receiver to register a 100-yd. game since WR Isaac Bruce at Dal. (11/24/08 - 8 receptions. for 125 yds. and 1 TD). Along with TE Vernon Davis (104 rec. yds.), the duo became the first set of 49ers teammates to eclipse the 100-yd. receiving plateau in the same game since 1/3/00 at Atl. [WR Jerry Rice (143 rec. yds.) and WR J.J. Stokes (130 rec. yds.)].
- Registered his 4th TD of the season on a 16-yd. TD pass from QB Troy Smith to give the 49ers a 20-17 lead in the 4th qtr. vs. StL (11/14).
- Notched 6 receptions. for a career-high 122 yds. and 1 TD at StL (12/26), which included a career-long 60-yd. recept. from QB Troy Smith.

// 2009

- Finished the regular season ranked first among all NFL rookies with 56.8 rec. yds./game.
- Ranked t-4th in franchise history with 48 receptions. and 625 rec. yds. among all 49ers rookies.
- Ranked 2nd on the team with 625 rec. yds. and 4th on the team with 48 receptions. during the season.
- Started his first career game and registered 5 receptions. for 56 yds. at Hou. (10/25).
- Caught a 38-yd. strike from QB Alex Smith for his first career TD at GB (11/22).
- Recorded his first TD in front of the home crowd on a 35-yd TD recept. from Smith vs. Arz. (12/14).

// COLLEGE

As college football's most productive receiver over his final two seasons, was twice honored as the Fred Biletnikoff Award recipient, becoming the first ever first-year player to receive the award, in 2007. The two-time All-America and Big 12 selection finished his two-year Texas Tech career with 3,127 rec. yds., breaking the previous team record of 3,069 yds. set by Wes Welker. Became only the 7th player in conference history to gain over 3,000 career yds. Ranked 5th in NCAA history in career rec. avg. (120.3) and 6th in career TD receipts. (41), shattering the previous school record (30). His 231 career receipts. and 41 career TDs, which came in 2007-08, set NCAA records for catches and TDs in a two-year span. A model of consistency, put together a string of 13 consecutive games with at least one TD and 5 receipts., tying an NCAA record. In 2008, registered 1,165 yds. rec. (97 receipts.) and 19 TDs. Set school, conference and NCAA freshman single-season records with 134 receipts. for 1,962 yds. (14.6 avg) and 22 TDs, in 2007. His rec. yardage total that year is 3rd-best in NCAA history. Redshirted as a true freshman.

// PERSONAL

- Played QB at Carter (Dallas, TX) HS, finishing his senior season with 870 passing yds. and 11 TDs, while running for 646 yds. and 9 TDs on 100 carries.
- Born Michael Crabtree (9/14/87) in Dallas, TX.
- Majored in general studies.

// INJURY REPORT

2011: Inactive vs. Dal. (9/18) with a foot injury.

CRABTREE'S GAME-BY-GAME

2009									2011								
Date	Opp	W/L	P/S	Rec	Yds	Avg	Lg	TD	Date	Opp	W/L	P/S	Rec	Yds	Avg	Lg	TD
Sep 13	at Arz	W	—	NOT ON ROSTER	—	—	—	—	Sep 11	Sea	W	1/0	1	4	4.0	4	0
Sep 20	Sea	W	—	NOT ON ROSTER	—	—	—	—	Sep 18	Dal	L	—	—	INACTIVE (Foot)	—	—	—
Sep 27	at Min	L	—	NOT ON ROSTER	—	—	—	—	Sep 25	at Cin	W	1/1	3	24	8.0	8	0
Oct 4	StL	L	—	NOT ON ROSTER	—	—	—	—	Oct 2	at Phi	W	1/1	5	68	13.6	38	0
Oct 11	Atl	W	—	ROSTER EXEMPTION	—	—	—	—	Oct 9	TB	W	1/1	2	36	18.0	21	0
Oct 25	at Hou	L	1/1	5	56	11.2	18	0	Oct 16	at Det	W	1/1	9	77	8.6	27	0
Nov 1	at Ind	L	1/1	6	81	13.5	27	0	Oct 30	Cle	W	1/1	5	54	10.8	41	1
Nov 8	Ten	W	1/1	3	30	10.0	17	0	Nov 6	at Was	W	1/1	5	51	10.2	21	0
Nov 12	Chi	W	1/1	4	48	12.0	20	0	Nov 13	NYG	W	1/1	1	21	21.0	21	0
Nov 22	at GB	W	1/1	4	77	19.3	38t	1	Nov 20	Arz	W	1/1	7	120	17.1	38	0
Nov 29	Jax	L	1/1	4	54	13.5	27	0	Nov 24	at Bal	L	1/1	6	54	9.0	18	0
Dec 6	at Sea	L	1/1	6	60	10.0	20	0	Dec 4	StL	W	1/1	4	96	24.0	52t	1
Dec 14	Arz	L	1/1	5	67	13.4	35t	1	Dec 11	at Arz	L	1/1	7	63	9.0	15	0
Dec 20	at Phi	W	1/1	4	26	6.5	12	0	Dec 19	Pit	W	1/1	4	35	8.8	12	0
Dec 27	Det	L	1/1	4	68	17.0	50	0	Dec 24	at Sea	W	1/1	5	85	17.0	41	0
Jan 3	at StL	W	1/1	3	58	19.3	38	0	Jan 1	at StL	W	1/1	8	86	10.2	28t	2
TOTALS			11/11	48	625	13.0	50	2	TOTALS			15/14	72	880	12.1	52t	4
2010									2011 Postseason								
Date	Opp	W/L	P/S	Rec	Yds	Avg	Lg	TD	Date	Opp	W/L	P/S	Rec	Yds	Avg	Lg	TD
Sep 12	at Sea	L	1/1	2	12	6.0	9	0	Jan 14	NO	W	1/1	4	25	6.3	9	1
Sep 20	NO	L	1/1	1	32	32.0	32	0	Jan 22	NYG	L	1/1	1	3	3.0	3	0
Sep 26	at KC	L	1/1	3	37	12.3	22	0	TOTALS			2/2	5	28	5.6	9	1
Oct 3	at Atl	L	1/1	5	58	11.6	15	0	2012								
Oct 10	Phi	L	1/1	9	105	11.7	22	1	Date	Opp	W/L	P/S	Rec	Yds	Avg	Lg	TD
Oct 17	Oak	W	1/1	4	57	14.3	32t	1	Sep 9	at GB	W	1/1	7	76	10.9	20	0
Oct 24	at Car	L	1/1	4	31	7.8	18	0	Sep 16	Det	W	1/1	6	67	11.2	17	0
Oct 31	Den	W	1/0	3	53	17.7	28t	1	Sep 23	at Min	L	1/1	6	40	6.7	9	0
Nov 14	StL	W	1/1	4	61	15.3	21	1	Sep 30	at NYJ	W	1/1	2	15	7.5	12	0
Nov 21	TB	L	1/1	1	15	15.0	15	0	Oct 7	Buf	W	1/1	6	113	18.8	36	1
Nov 29	at Arz	W	1/1	2	48	24.0	38	1	Oct 14	NYG	L	1/1	3	26	8.7	12	0
Dec 5	at GB	W	1/1	3	45	15.0	39	0	Oct 18	Sea	W	1/1	4	31	7.8	16	0
Dec 12	Sea	W	1/1	1	1	1.0	1	0	Oct 29	at Arz	W	1/1	5	72	14.4	30	2
Dec 16	at SD	L	1/1	3	17	5.7	9	0	Nov 11	StL	T	1/1	5	70	14.0	19	1
Dec 26	at StL	L	1/1	6	122	20.3	60t	1	Nov 19	Chi	W	1/1	3	31	10.3	20	1
Jan 2	Arz	W	1/1	4	47	11.8	18	0	Nov 25	at NO	W	1/1	3	26	8.7	15	0
TOTALS			16/15	55	741	13.5	60t	6	Dec 2	at StL	L	1/1	7	101	14.4	30	0
									Dec 9	Mia	W	1/1	9	93	10.3	25	0
									Dec 16	at NE	W	1/1	7	107	15.3	38t	2
									Dec 23	at Sea	L	1/1	4	65	16.3	35	0
									Dec 30	Arz	W	1/1	8	172	21.5	49t	2
									TOTALS			16/16	85	1,105	13.0	49t	9
									2012 Postseason								
									Date	Opp	W/L	P/S	Rec	Yds	Avg	Lg	TD
									Jan 12	GB	W	1/1	9	119	13.2	20t	2
									Jan 20	at Atl	W	1/1	6	57	9.5	33	0
									Feb 3	Bal	L	1/1	5	109	21.8	31t	1
									TOTALS			3/3	20	285	14.3	33	3



CHRIS CULLIVER

29

CORNERBACK
H: 6-0 W: 199
**BORN 8.17.88 // PHILADELPHIA, PA // GARNER MAGNET HS, GARNER, NC
SOUTH CAROLINA // 3RD YEAR // ACQUIRED D-3 IN '11**

Chris Culliver has seen action in all 32 regular season games and 5 postseason games since entering the NFL in 2011. He started six games in 2012 and recorded a career-high 56 tackles and 2 INTs. After beginning his collegiate career at safety, Culliver made the transition to cornerback as a senior.

// 2013 HIGHLIGHTS

- Placed on Injured Reserve on 8/27.

CULLIVER'S CAREER STATISTICS

YEAR	TEAM	GP	GS	TACKLES					INTERCEPTIONS					FUMBLES		
				TOT	SOL	AST	SACKS	YDS	INT	YDS	LG	TD	PD	FF	FR	YDS
2011	SF	16	0	36	31	5	0.0	0.0	1	23	23	0	7	0	0	0
2012	SF	16	6	56	43	13	0.0	0.0	2	4	4	0	14	0	1	0
2013	SF															
TOTALS		32	6	92	74	18	0.0	0.0	3	27	23	0	21	0	1	0

PLAYOFFS

YEAR	TEAM	GP	GS	TACKLES					INTERCEPTIONS					FUMBLES		
				TOT	SOL	AST	SACKS	YDS	INT	YDS	LG	TD	PD	FF	FR	YDS
2011	SF	2	0	10	8	2	0.0	0.0	0	0	–	0	1	0	0	0
2012	SF	3	2	12	10	2	0.0	0.0	1	6	6	0	3	0	0	0
TOTALS		5	2	22	18	4	0.0	0.0	1	6	6	0	4	0	0	0

Additional Statistics:

Special Teams Tackles: Regular Season – 11: 2011 (4); 2012 (7); Postseason – 1: 2011 (1)

Milestones:

NFL Debut: vs. Sea. (9/11/11); **First Start:** at GB (9/9/12); **First INT:** vs. TB (10/9/11 – QB Josh Freeman); **First FR:** at NE (12/16/12 – RB Shane Vereen)

CULLIVER'S CAREER HIGHS

Total Tackles: Regular Season – 8 (2 times) Last at NE (12/16/12); Postseason – 6 vs. NYG (1/22/12)
Solo: Regular Season – 7 at NE (12/16/12); Postseason – 5 vs. NYG (1/22/12)
Assists: 2 (3 times) Last at StL (12/2/12); Postseason – 1 (2 times) Last vs. GB (1/12/13)

Passes Defensed: Regular Season – 4 at Arz. (10/29/12); Postseason – 2 vs. Bal. (2/3/13)

Fumble Recoveries: 1 at NE (12/16/12)

Interceptions: Regular Season – 1 (2 times) Last vs. Buf. (10/7/12); Postseason – 1 at Atl. (1/20/13)

// TRANSACTIONS

Originally a 3rd-round (80th overall) draft choice by SF in 2011.

// 2012

- Started first career NFL game at GB (9/9) and recorded 6 tackles and 1 PD. His PD came on on the final defensive play of the game as he batted down a pass from QB Aaron Rodgers' pass intended for WR Jordy Nelson.
- Recorded his second career INT vs. Buf. (10/7), picking off QB Ryan Fitzpatrick in the 3rd qtr.
- Notched his 2nd INT of the season, and 3rd of his career at Arz. (10/29), picking off QB John Skelton as the first half ended. Cul-liver registered a career-high 5 PDs at Arz. (10/29).
- Posted a career-high 8 tackles in 2 games this season, at StL (12/2) with 6 solo and 2 assists, and at NE (12/16), 7 solo, 1 assist.
- Recorded his 1st career FR at NE (12/16), scooping up a loose ball from RB Shane Vereen that LB NaVorro Bowman forced.
- Picked off Falcons QB Matt Ryan at Atl. (1/20/13 - NFC-C) marking his first career postseason INT.

// 2011

- Made NFL debut vs. Sea. (9/11) on special teams and had 1 special teams tackle.
- Notched 3 PDs vs. TB (10/9) and his first career INT after picking off QB Josh Freeman in the 2nd qtr., which led to a 2-yd. TD run from RB Frank Gore.
- Recorded a career-high 6 tackles (5 solo) vs. Pit. (12/19).
- Tallied 6 tackles and 1 PD in the NFC Championship Game vs. NYG (1/22).

// COLLEGE

Played in 43 games (32 starts) for the Gamecocks and recorded 156 tackles, 3 INTs, 4.0 sacks, 10 TFLs, 3 FFs, FR and 14 PDs. Also registered 106 KORs for 2,476 yds and 2 PRs for 18 yds. Set a school record and ranks 3rd in SEC history in career KORs and KOR yds. Became just the fifth player in school history to lead the team in KOR avg. for three consecutive seasons (2007-09). Originally began his career at South Carolina as a WR before moving to FS as a sophomore, and eventually transitioning to CB as a senior. In 2010, was a preseason All-American and All-SEC honoree. Started all seven games he appeared in and registered 34 tackles, 1.0 sack, 2.5 TFLs, a FF and 2 PDs. Also registered 12 KORs for 261 yds. (21.8 avg.). Suffered a season-ending torn pectoral muscle vs. Tennessee. As a junior, named second-team All-SEC by *The NFL Draft Report* and AP. Started all 12 games at FS and recorded 62 tackles, 2.0 sacks, 3 TFLs, a FR and 9 PDs, while adding 26 KORs for 585 yds. (22.5 avg.). Led a secondary that ranked 2nd in the SEC and 8th nationally in pass defense (163.0 yds./gm.). In his sophomore season, played in 13 games (12 starts) and notched 60 tackles, 3 INTs, 1.0 sack, 2 FFs and 3 PDs. Also registered 34 KORs for 821 yds. (24.2 avg.). Helped the Gamecock secondary rank 2nd in the nation in pass defense (159.2 yds./gm.). In 2007, was a Freshman All-America choice as a return specialist by *The NFL Draft Report* and a Freshman All-SEC selection by *The Sporting News*. Played in 11 games (one start) as a WR and registered 34 KORs for 809 yds (23.8 avg.).

// PERSONAL

- Attended Garner (NC) Magnet HS and was regarded as the top prep player in the state of North Carolina, receiving a five-star prospect rating. Also earned all-state honors.
- Notched 287 tackles, 8 INTs and 7.0 sacks as a junior and senior. Also registered 6 returns for TDs on special teams (4 KOR and 2 PRs).
- Chris has a daughter, Chloe, who was born on 12/17/12.
- Born Chris Culliver (8/17/88) in Philadelphia, PA.
- Majored in sport and entertainment management.

CULLIVER'S GAME-BY-GAME

2011														
Date	Opp	W/L	P/S	Tot	Sol	Ast	Sk	Yds	Int	Yds	PD	FF	FR	Yds
Sep 11	Sea	W	1/0	0	0	0	0.0	0.0	0	0	0	0	0	0
Sep 18	Dal	L	1/0	0	0	0	0.0	0.0	0	0	0	0	0	0
Sep 25	at Cin	W	1/0	0	0	0	0.0	0.0	0	0	0	0	0	0
Oct 2	at Phi	W	1/0	3	3	0	0.0	0.0	0	0	0	0	0	0
Oct 9	TB	W	1/0	2	2	0	0.0	0.0	1	23	3	0	0	0
Oct 16	at Det	W	1/0	2	2	0	0.0	0.0	0	0	1	0	0	0
Oct 30	Cle	W	1/0	5	4	1	0.0	0.0	0	0	1	0	0	0
Nov 6	at Was	W	1/0	3	3	0	0.0	0.0	0	0	1	0	0	0
Nov 13	NYG	W	1/0	2	1	1	0.0	0.0	0	0	0	0	0	0
Nov 20	Arz	W	1/0	2	2	0	0.0	0.0	0	0	0	0	0	0
Nov 24	at Bal	L	1/0	5	4	1	0.0	0.0	0	0	1	0	0	0
Dec 4	StL	W	1/0	1	1	0	0.0	0.0	0	0	0	0	0	0
Dec 11	at Arz	L	1/0	1	1	0	0.0	0.0	0	0	0	0	0	0
Dec 19	Pit	W	1/0	6	5	1	0.0	0.0	0	0	0	0	0	0
Dec 24	at Sea	W	1/0	2	2	0	0.0	0.0	0	0	0	0	0	0
Jan 1	at StL	W	1/0	2	1	1	0.0	0.0	0	0	0	0	0	0
TOTALS			16/0	36	31	5	0.0	0.0	1	23	7	0	0	0

2011 Postseason														
Date	Opp	W/L	P/S	Tot	Sol	Ast	Sk	Yds	Int	Yds	PD	FF	FR	Yds
Jan 14	NO	W	1/0	4	3	1	0	0.0	0	0	0	0	0	0
Jan 22	NYG	L	1/0	6	5	1	0	0.0	0	0	1	0	0	0
TOTALS			2/0	10	8	2	0	0.0	0	0	1	0	0	0

2012														
Date	Opp	W/L	P/S	Tot	Sol	Ast	Sk	Yds	Int	Yds	PD	FF	FR	Yds
Sep 9	at GB	W	1/1	6	4	2	0.0	0.0	0	0	1	0	0	0
Sep 16	Det	W	1/1	2	1	1	0.0	0.0	0	0	1	0	0	0
Sep 23	at Min	L	1/0	0	0	0	0.0	0.0	0	0	0	0	0	0
Sep 30	at NYJ	W	1/0	1	0	1	0.0	0.0	0	0	0	0	0	0
Oct 7	Buf	W	1/1	2	2	0	0.0	0.0	1	4	1	0	0	0
Oct 14	NYG	L	1/0	4	4	0	0.0	0.0	0	0	0	0	0	0
Oct 18	Sea	W	1/0	3	2	1	0.0	0.0	0	0	2	0	0	0
Oct 29	at Arz	W	1/0	4	3	1	0.0	0.0	1	0	4	0	0	0
Nov 11	StL	T	1/0	2	1	1	0.0	0.0	0	0	0	0	0	0
Nov 19	Chi	W	1/0	2	2	0	0.0	0.0	0	0	0	0	0	0
Nov 25	at NO	W	1/0	5	3	2	0.0	0.0	0	0	0	0	0	0
Dec 2	at StL	L	1/0	8	6	2	0.0	0.0	0	0	1	0	0	0
Dec 9	Mia	W	1/1	2	1	1	0.0	0.0	0	0	3	0	0	0
Dec 16	at NE	W	1/1	8	7	1	0.0	0.0	0	0	0	0	1	0
Dec 23	at Sea	L	1/0	4	4	0	0.0	0.0	0	0	0	0	0	0
Dec 30	Arz	W	1/1	3	3	0	0.0	0.0	0	0	1	0	0	0
TOTALS			16/6	56	43	13	0.0	0.0	2	4	14	0	1	0

2012 Postseason														
Date	Opp	W/L	P/S	Tot	Sol	Ast	Sk	Yds	Int	Yds	PD	FF	FR	Yds
Jan 12	GB	W	1/1	5	4	1	0.0	0.0	0	0	0	0	0	0
Jan 20	at Atl	W	1/1	5	4	1	0.0	0.0	1	6	1	0	0	0
Feb 3	Bal	L	1/0	2	2	0	0.0	0.0	0	0	2	0	0	0
TOTALS			3/2	12	10	2	0.0	0.0	1	6	3	0	0	0



CRAIG DAHL

43

SAFETY
H: 6-1 W: 212
**BORN 6.17.85 // MADISON LAKE, MN // MANKATO EAST HS, MANKATO, MN
NORTH DAKOTA STATE // 7TH YEAR // ACQUIRED FA IN '13**

The 49ers signed six-year NFL veteran Craig Dahl as a free agent in 2013, after he started all 16 games for the NFC West rival St. Louis Rams the year before. Since signing with the New York Giants as an undrafted free agent from North Dakota State, he has played in 61 games (40 starts) with St. Louis over the last four seasons. Dahl has registered 335 tackles, 4 INTs, 3 FFs and 3 FRs in his career.

// GOLDMINE

- Growing up in Minnesota where there are lakes everywhere, Dahl grew fond of water sports. In the summer time he enjoyed fishing, boating and water skiing. Now out in sunny and mild California, Dahl has taken up golf as a new hobby.

- Dahl's interest in mechanical engineering must have been peaked by working at his father, Terry's, home automation business growing up. A mechanical engineering major, Dahl was lucky enough to land an internship with an inventor in college. "We worked on about 12 projects of his. Inventions, ideas and new designs," said Dahl. "We did some studies in geothermal heating and cooling, which really interested me."
- He is a part owner of a commercial real estate company named 43 LLC. They handle real estate mostly in Minnesota, but have branched out into Texas as well.

DAHL'S CAREER STATISTICS

YEAR	TEAM	GP	GS	TACKLES					INTERCEPTIONS					FUMBLES			
				TOT	SOL	AST	SACKS	YDS	INT	YDS	LG	TD	PD	FF	FR	YDS	
2007	NYG	9	2	18	10	8	0.0	0.0	0	0	–	0	0	0	0	0	0
2008	NYG	–	–	–	–	INJURED RESERVE (Knee)			–	–	–	–	–	–	–	–	–
2009	STL	14	8	70	45	25	1.0	8.0	0	0	–	0	4	0	2	3	
2010	STL	15	13	93	45	48	1.0	10.0	2	23	23	0	4	1	1	0	
2011	STL	16	3	54	36	18	0.0	0.0	1	–3	0	0	0	2	0	0	
2012	STL	16	16	100	67	37	0.0	0.0	1	38	38	0	2	0	0	0	
2013	SF																
TOTALS		70	42	335	203	132	2.0	18.0	4	58	38	0	10	3	3	3	

Additional Statistics:

Special Teams Tackles – 49: 2007 (5), 2009 (11), 2010 (13), 2011 (10), 2012 (10)

Milestones:

NFL Debut: vs. GB (9/16/07); **First Start:** at Phi. (12/9/07); **First INT:** at Arz. (12/5/10 – QB Derek Anderson); **First FF:** vs. Car. (10/31/10 – WR Steve Smith); **First FR:** at Jax. (10/18/09 – RB Maurice Jones–Drew); **First Sack:** vs. Min (10/11/09 – QB Brett Favre)

DAHL'S CAREER HIGHS

Total Tackles: 12 at SF (12/4/11)

Solo: 7 (3 times) Last vs. NE (10/28/12)

Assists: 7 vs. GB (9/27/09)

Passes Defensed: 2 (2 times) Last vs. SF (12/26/10)

Interceptions: 1 (4 times) Last at Arz. (11/25/12)

Long Interception Return: 38 at Arz. (11/25/12)

Fumble Recoveries: 1 (3 times) Last vs. Arz. (9/12/10)

Forced Fumbles : 1 (3 times) Last at SF (12/4/11)

// TRANSACTIONS

Originally signed as an undrafted free agent with the New York Giants on 5/8/07...Re-signed with the Giants on 7/30/08...Signed as a free agent by the St. Louis Rams on 3/17/09...Re-signed with the Rams on 3/5/10...Signed a 3-year contract with the 49ers on 3/16/13.

// 2012 (ST. LOUIS)

- Started all 16 games and set a career-high with 100 tackles. He also grabbed 1 INT and returned it for a career-long 38 yards.
- Compiled 8 tackles in the first game of the season at Det. (9/9).
- Recorded 9 tackles at Mia. (10/14) and tied his single-game career high for solo tackles with 7.
- In Week 8 vs. NE (10/28), logged 10 tackles.
- Picked off QB Ryan Lindley and returned it a career long 38 yards to the Cardinals 12-yard line to help the Rams defeat Arz. (11/25) on the road.
- In the final game of the regular season at Sea. (12/30), Dahl recorded 7 tackles giving him a career-high 100 tackles for the season.

// 2011 (ST. LOUIS)

- Played in 16 games (5 starts), collected 54 tackles, 1 INT and 2 FFs.
- Notched his first INT of the season, 3rd of his career, at GB (10/16).
- Tallied a career high with 12 tackles at SF (12/4) and added his first FF of the season.
- Registered 5 tackles and his 2nd FF of the season in the regular season finale vs. SF (1/1).

// 2010 (ST. LOUIS)

- Saw action in 15 games (13 starts), and finished second on the Rams with 93 tackles. He also snagged 2 INTs, 1 FR, forced 1 fumble and tallied 1.0 sack.
- In the first game of the season vs. Arz. (9/12), he recovered his 3rd career fumble and recorded 5 tackles.
- In Week 8 vs. Car. (10/31), he registered his first career FF and also contributed 6 tackles to help get the win against the Panthers.
- Snagged his first career INT at Arz. (12/5), picking off QB Derek Anderson and returned it 23 yards. He also posted his first sack of the season and tacked-on 6 tackles.
- Followed up his first career INT by picking-off QB Drew Brees the next week at NO (12/12).

// 2009 (ST. LOUIS)

- Played in 14 games (8 starts) for the Rams, recording 70 tackles, 1.0 sack, 2 FRs and 3 PDs.
- Missed the first 2 games of the season vs. Sea. (9/13) and at Was. (9/20) with a hamstring injury.
- In his first game with his new team he tallied 11 tackles vs. GB (9/27).
- Grabbed his first career sack on QB Brett Favre for an 8 yard loss vs. Min. (10/11). Also compiled 9 tackles during the contest.
- The next game, following his first career sack, Dahl registered his first career fumble recovery at Jax. (10/18) while adding 8 tackles.

// 2008 (NEW YORK GIANTS)

- Missed the entire 2008 regular season after tearing the ACL in his right knee during the Giants third preseason game vs. NYJ (8/23) and was placed on the injured reserve (8/23).

// 2007 (NEW YORK GIANTS)

- Played in 9 games (2 starts) for the Giants and recorded 18 tackles.
- Made his first career start, contributing to a victory with 6 tackles, at Phi. (12/9).
- Registered a season high with 7 tackles vs. Was. (12/16) in his second career start.
- Was placed on the Injured Reserve (12/31), following the final regular season game, after suffering a torn ACL in his left knee.

// COLLEGE

Played in 43 career games for the Bison, finishing with 238 tackles, 7 INTs, 2.0 sacks and 8 PDs. As a senior, he recorded 61 tackles, 2 INTs and 1.0 sack. His junior year he started in 11 games, led the Bison with 49 solo tackles and also recorded 1 INT, 1 FF, 1 FR and 2 PDs.

// PERSONAL

- Attended Mankato East (MN) HS where he was a first-team All-State, All-Conference and All-City selection..
- In his last two seasons of HS, his combined stats were 3,398 yards rushing, 1,769 yards passing and 57 TDs .
- Has an older brother, Brian, who played defensive end at North Dakota State.
- Born Craig Dahl (6/17/85) in Madison Lake, MN.
- In his free time, he enjoys snowmobiling, fishing and wakeboarding.
- Graduated with a bachelor of science in mechanical engineering in 2009.

// INJURY REPORT

- 2007:** Placed on the Injured Reserve (12/31) after suffering a torn ACL in his left leg.
- 2008:** Placed on the Injured Reserve after tearing the ACL in his right knee during the Giants third preseason game vs. NYJ (8/23).
- 2009:** Inactive to start the 2009 season vs. Sea. (9/13) and at Was. (9/20) with a hamstring injury.
- 2010:** Inactive vs. Was (9/26) with a head injury.



B.J. DANIELS

5

QUARTERBACK

H: 5-11 W: 217

BORN 10.24.89 // TALLAHASSEE, FL // LINCOLN HS, TALLAHASSEE, FL
SOUTH FLORIDA // ROOKIE // ACQUIRED D-7A IN '13

A dual-threat quarterback, B.J. Daniels is an experienced signal caller who was the starting quarterback for South Florida since 2009. He finished his career ranked 3rd in Big East history with 10,501 yards (8,433 passing; 2,068 rushing) of total offense. Daniels also ranked 1st in school history with 25 career rushing TDs.

// GOLDMINE

- B.J. comes from a basketball family, both his father and uncle played basketball in college. His uncle, Paul, was Charles Barkley's teammate at Auburn. Daniels entered the University of South Florida on the Bulls basketball team, where he played as a freshman. When he was a sophomore, he concentrated on football full-time and earned a scholarship.
- During his high school summers, Daniels spent his time working youth camps at the local YMCA in Tallahassee. Growing up near college athletes at Florida A&M, Florida State and the local junior college, he found inspiration in the older students who continued their athletic careers in college. "I remember seeing bigger and older guys," he said. "So anything that they passed on to me, I wanted to be able to pass on to others."

- Daniels started college as a graphic design major, after his interest in art was sparked by watching his father paint. In his free time, he draws sports themes, self-portraits, logos and designs by free hand. He finished his time at South Florida with a degree in criminology and would like to eventually become an FBI agent. "My favorite movie is Law Abiding Citizen. Ever since I saw that, that's what I wanted to do," he said. "You can travel the world, There's a lot of different jobs that you can do within the FBI that I find very interesting."

// TRANSACTIONS

Originally the first of three 7th-round (237th overall) draft choices by SF in 2013.

// COLLEGE

Played in 47 games (42 starts) for the Bulls and he completed 649 of 1,132 atts. for 8,433 yds., 52 TDs and 39 INTs, while adding 526 carries for 2,068 yds. and 25 TDs. In 2012, started the first 9 games of the season and completed 165 of 290 atts. for 2,075 yds., 14 TDs and 10 INTs. Also rushed for 434 yds. and 5 TDs on 104 carries. In 2011, started 11 games and completed 215 of 365 atts. for 2,585 yds., 13 TDs and 7 INTs and had 132 carries for 601 yds. and 6 TDs. In 2010, started 12 games and completed 143 of 245 atts. for 1,685 yds. and 11 TDs. Also rushed for 259 yds. and 5 TDs on 112 carries. In 2009, named to the Big East All-Freshman Team by ESPN.com. Was named the Bull's Rookie of the Year along with DE Jason Pierre-Paul as well as the Offensive Player-maker of the Year and the Offensive MVP. Played in 13 games (10 starts) and completed 122 of 227 atts. for 1,983 yds., 14 TDs and 9 INTs. Also led the team with 772 yds. rushing on 9 TDs on 175 carries. In 2008, played in 2 games and completed 4 of 5 atts. for 85 yds.

// PERSONAL

- As a freshman at USF, also played on the men's basketball team.
- Attended Lincoln (Tallahassee, FL) HS and, as a senior, was named All-Big Bend (Tallahassee Democrat) Player of the Year in both football and basketball.
- As a senior, set the Lincoln HS record with 34 TD passes. Also posted 2,500 passing yds., 972 rushing yds. and 12 rushing TDs.
- Was a 5A First-Team All-State selection in football and basketball.
- Born Bruce Edward Daniels (10/24/89) in Tallahassee, FL.
- Graduated with a degree in criminology.



ANTHONY DAVIS

76

TACKLE

H: 6-5 W: 323

BORN 10.11.89 // PISCATAWAY, NJ // PISCATAWAY HS, PISCATAWAY, NJ
RUTGERS // 4TH YEAR // ACQUIRED D-1A IN '10

Armed with tremendous size, strength, and athleticism, Anthony Davis made an immediate impact at right tackle as a rookie after being selected with the 11th overall pick in the 2010 NFL Draft. Last season, Davis was recognized by his fellow offensive linemates as they selected him the 2012 recipient of the Bobb McKittrick Award, given annually to the 49ers offensive lineman who best exemplifies the dedication, excellence and commitment of its namesake. Davis, along with fellow offensive lineman G Mike Iupati, are two of only four members of the 2010 NFL Draft class to start every game from 2010-12 (Jax. DT Tyson Alualu & Sea. S Earl Thomas). They became just the third set of rookies to start every game on the offensive line since the 16-game schedule was instituted in 1978.

// GOLDMINE

- In 2012, Anthony won the 49ers Bobb McKittrick Award, given annually to the 49ers offensive lineman who best represents the courage, intensity and sacrifice displayed by the longtime offensive line coach. It is voted on by the offensive line. At age 23, Davis became the youngest player in franchise history to win the award.
- Anthony saw first hand the struggles of life while growing up, but that never discouraged him, or the person he leaned on most, his mom. "My mom made it happen, she never played the victim. She always taught me you've got to do what you've got to do."
- Anthony got his first tattoo when he was 15 and has added many more to his arms. "The eye on my hand means wisdom and protection." His favorite tattoo is on the inside of his left forearm, "Wealth is of the heart and the mind, not the wallet." The other ink on his arms range from the Rutgers Scarlet Knight, a dream catcher and a clown in a straight jacket, "I haven't named him yet."

DAVIS' CAREER STATISTICS

GAMES/STARTS – 48/48; 2010 (16/16); 2011 (16/16); 2012 (16/16)

POSTSEASON GAMES/STARTS – 5/5; 2011 (2/2); 2012 (3/3)

Milestones:

NFL Debut: vs. Sea. (9/12/10); **First Start:** at Sea. (9/12/10)

// TRANSACTIONS

Originally the first of two 1st-round (11th overall) draft choices by SF in 2010.

// AWARDS & HONORS

2011: Madden Most Valuable Protectors Award (Week 5), All-NFC West Offense by ESPN's Mike Sando

2012: First-Team All-Pro by *Sports Illustrated's* Peter King, *USA Today* All-Joe Team, 2012 Madden Most Valuable Protectors Award, Madden Most Valuable Protectors Award (Week 5), Madden Most Valuable Protectors Award (Week 7), Madden Most Valuable Protectors Award (Week 12), Bobb McKittrick Award

// 2012

- Part of offensive line that helped RB Frank Gore rush for 112 yds. at GB (9/9), becoming the 1st RB since Garrison Hearst to rush for 100 yds. on opening day. The team rushed for 186 yds. on the day with a 5.8 avg.
- Paved the way as the team rushed for a then season-high 245 yds. on 44 carries as 9 different players carried the ball at NYJ (9/30).
- Helped the 49ers offense set a team record with 621 total yds. (311 rushing, 310 passing) vs. Buf. (10/7), surpassing the 49ers previous franchise record of 598 vs. Buf. (9/13/92). San Francisco became the first team in NFL history to post 300-or-more yds. rushing and passing in the same game. For the first time in 49ers history since 11/19/61 vs. Chi., San Francisco posted a 300-yd. passer (QB Alex Smith 303 yds.), 2, 100 yd-receivers (WR Michael Crabtree – 113 yds.; TE Vernon Davis – 106 yds.) and a 100-yd. rusher (RB Frank Gore – 106 yds.) in the same game. The offensive line did not allow a sack the entire game and was awarded the Madden Most Valuable Protectors Award for Week 5.
- Davis and the 49ers offensive line did not allow a sack on 25 pass attempts by QB Colin Kaepernick at NO (11/25). The performance earned the O-Line the Madden Most Valuable Protectors Award for Week 12.
- Part of offensive line vs. GB (1/12/13) that helped the 49ers become the first team in NFL history to ever have two, 100-yd. rushers [QB Colin Kaepernick (181 yds. rushing), RB Frank Gore (119 yds. rushing)] and one, 100-yd. receiver [WR Michael Crabtree (119 yds. receiving)] in a playoff game in NFL history.
- Against the Packers, San Francisco amassed 579 total yds. of offense (323 rushing and 256 passing), setting a new single-game postseason franchise record. The previous record was 537 yds. (211 rushing and 326 passing) vs. Miami in Super Bowl XIX. The 49ers rushed for 323 yds. on the night, setting the franchise single-game postseason rushing record. The previous rushing record was also set in Super Bowl XIX (211 yds.).
- Davis and the 49ers offense became the first team in Super Bowl history to have a 300-yd. passer, a 100-yd. rusher and 2, 100-yd. receivers in a single game. QB Colin Kaepernick threw for 302 yds., RB Frank Gore added 110 yds. rushing, WR Michael Crabtree tallied 109 rec. yds. and TE Vernon Davis recorded 104 rec. yds vs. Bal. (2/3/13) in Super Bowl XLVII.

// 2011

- Part of an offensive line that helped pave the way for RB Frank Gore to gain 100+ rush yds. on the ground in 5 consecutive games, setting a new franchise record.
- Davis and the 49ers offensive line did not allow a sack on 20 pass atts. by QB Alex Smith vs. Sea. (9/11).
- Helped 49ers accumulate 442 yds. of offense in come-from-behind victory at Phi. (10/2), which included 164 yds. on the ground.
- Davis and the offensive line were awarded the Madden Most Valuable Protectors Award for Week 5. They helped the 49ers offense rush for 213 yds. on the ground while not allowing a sack vs. TB (10/9), marking the first time since 12/14/06 at Sea. that the team rushed for over 200 yds. and did not allow a sack.
- Supported the 49ers offense in rushing for 203 yds. at Det. (10/16), marking the first time the team rushed for over 200 yds. in back-to-back games (10/9 vs. TB, 213 yds.) since 12/6/98 at Car. (236 yds.) and 12/14/98 vs. Det. (328 yds.).
- Helped the 49ers offense hold the ball for 44:16 while not allowing a sack vs. Arz. (11/20), marking the highest time of possession for the team since 11/3/02 at Oak. (44:33 – 49ers 23, Raiders 20).
- Davis and the offensive line prevented QB Alex Smith from getting sacked in 20-3 win on MNF vs. Pit. (12/19).

// 2010

- Along with G Mike Iupati, became just the third set of rookies to start every game on the offensive line since the 16-game schedule was instituted in 1978 (T Adam Meadows and T Tarik Glenn in 1997 with Ind. & C Nick Mangold and T D'Brickshaw Ferguson in 2006 with NYJ).
- The duo became just the fourth set of rookies to start on the offensive line on opening day in franchise history, and the first since 1958.
- Part of an offensive line that did not allow a sack vs. NO (9/20) and vs. Den. (10/31).
- Started at RT at Arz. (11/29) as the offense rushed for a season-high 261 yds., while recording a season-high 26 first downs.

// COLLEGE

Played in 38 games (32 starts) for the Scarlet Knights, including 9 contests at RG and 23 games at LT. Named All-American first-team selection by the Walter Camp Football Foundation and third-team All-American by *The Sporting News*, while earning second-team All-Big East honors, after starting all 12 games at LT as a junior. Shifted to LT as a sophomore in 2008 and earned first-team All-Big East Conference honors, helping Rutgers lead the conference and rank 18th in the nation in passing (270.4 ypg). Received Freshman All-American first-team honors from the Football Writers Association and *The Sporting News*, at RG.

// PERSONAL

- Attended Piscataway (NJ) HS, where he was a three-year starter on the O-line and was named first-team All-American by *USA Today*.
- Was a high school teammate of CB Malcolm Jenkins, who was a first round pick by the New Orleans Saints in the 2009 NFL Draft, and CB Kyle Wilson, a first-round selection by the New York Jets in the 2010 NFL Draft.
- Born Anthony Davis (10/11/89) in Piscataway, NJ.
- Majored in criminal justice.



VERNON DAVIS

85

TIGHT END

H: 6-3 W: 250

BORN 1.31.84 // WASHINGTON D.C. // DUNBAR HS, WASHINGTON, D.C.
MARYLAND // 8TH YEAR // ACQUIRED D-1A IN '06

Vernon Davis has solidified himself as the most versatile and explosive tight end in the game. Selected by the 49ers with the 6th overall pick in the 2006 NFL Draft, Davis' star has shined when the lights have been the brightest. After registering 10 catches for 292 yds. and 4 TDs during the 2011 playoffs, becoming just the fifth player in the Super Bowl era to register at least 2 receiving TDs in consecutive postseason games in the same season, he raised the ante the following year. Davis followed up his first trip to the playoffs with 254 rec. yds. in the 2012 postseason, joining Cardinals WR Larry Fitzgerald as the only two players in NFL history to register 4, 100-yd. receiving games in their first five playoff contests. Davis led the team in both receiving yards and touchdowns in 2009 and 2010, and was rewarded with a five-year contract extension on September 11, 2010. Davis is just as active off the field as he is on it, pursuing everything from curling and painting to humanitarian trips overseas.



// CAREER HIGHLIGHTS

- Ranks 1st in franchise history among TEs in TDs (40) and ranks 2nd in both recpts. (345) and rec. yds. (4,351), trailing TE Brent Jones in both categories. His 40 rec. TDs are 8th most in 49ers history.
- Has 8, 100-yd. rec. games, which ranks 1st in franchise history among TEs (TE Monty Stickles ranks second with 6).
- Has tallied 546 career postseason rec. yds., ranking 6th most in NFL postseason history among TEs.
- Compiled 10, career 25+ yd. recpts. in 5 career postseason games, which ranks 2nd in 49ers postseason history, trailing WR Jerry Rice (14 recpts. in 23 games).
- Since 2009, Davis ranks 3rd in the NFL in receiving TDs (31), among all TEs.
- Set single-season career highs with 78 recpts., 965 rec. yds. and 13 TD recpts., in 2009. He was one of only two TEs to lead their team in all three categories (Kellen Winslow, TB). His rec. yds. and TD totals were both single-season records among 49ers TEs all-time.

MOST RECEIVING TDs IN THE NFL BY A TE SINCE 2009

Player	TDs
1. Rob Gronkowski, NE	38
2. Antonio Gates, SD	32
3. Vernon Davis, SF	31
4. Tony Gonzalez, Atl.	27
5. Jimmy Graham, NO	24

- In 2009, his 13 TD recpts. tied the then-NFL record for most in a season by a TE (Antonio Gates - 13 TDs in 2004). Davis' TD recpts. tied for the most in the NFL with Patriots WR Randy Moss and Cardinals WR Larry Fitzgerald, making him the second TE (TE Rob Gronkowski - 17) in the Super Bowl era to lead the league (or tie for the lead) in TD recpts.
- Registered his 4th career 100-yd. game in the postseason vs. Bal. (2/3/13) in Super Bowl XLVII. He now ranks t-1st in NFL postseason history for the most 100-yd. receiving games by a tight end, [TE Keith Jackson (40).

MOST TDs IN A SEASON BY A TIGHT END IN NFL HISTORY

Player	TDs
1. Rob Gronkowski, 2011	17
2t. Vernon Davis, 2009	13
Antonio Gates, 2004	13
4t. Todd Christensen, 1983	12
Mike Ditka, 1961	12
Jerry Smith, 1967	12
Wesley Walls, 1999	12

// GOLDMINE

- Davis opened his own Jamba Juice location in Santa Clara, CA, on March 1 of this year. "Not only are you helping people with a job opportunity, you are helping them to stay healthy and live an active and healthy lifestyle," Davis said about his new business.
- On December 10, 2012, Davis celebrated the grand opening of his new art gallery, Gallery 85, which is located in San Jose's upscale Santana Row and features pieces by Davis himself. Vernon has always had an affinity for art and is an avid admirer of Michelangelo and the Renaissance period. In 2010 and 2011, he got the opportunity to give back to his passion for art. Director of Cultural Affairs for the San Francisco Arts Commission Luis R. Cancel, in conjunction with the Young at Art Festival, a project of the San Francisco Unified School District and the Fine Arts Museum of San Francisco, announced the launch of "Art Impact." Vernon was the inaugural speaker for Art Impact, and the San Francisco Unified School District created a scholarship in Vernon's name, called the Vernon Davis Visual Arts Scholarship, which will provide tuition support to a San Francisco youth interested in pursuing a career in the visual arts. In May of 2011, he handed out his first scholarship to San Francisco high school student, Sheryl Quock, a promising fashion designer.
- After a breakout season in 2009, Vernon was named the recipient of the Len Eshmont Award, the 49ers most prestigious annual honor. The Len Eshmont Award honors the player who best exemplifies the "inspirational and courageous play" of Len Eshmont and is voted on by the players.

// GOLDMINE (CONTINUED)

- Vernon was named an honorary captain of the USA Curling Team at the 2010 Winter Olympics in Vancouver, BC, Canada. He attended the games and served as an ambassador for the team in order to help gain support for the sport.
- During the 2010 offseason, Vernon also traveled to Afghanistan with five fellow NFL players as part of the NFL-USO tour. They first stopped at Al Udeid Air Force Base, 40 miles outside of Doha, Qatar, then traveled on to Bagram Air Force Base in Afghanistan. The trip gave Vernon perspective and knowledge of the efforts being put forth by our military in the Middle East.
- Vernon is not one to sit back and relax during the offseason. In March of 2010, he joined his younger brother, Vontae, and six other NFL players on a humanitarian trip to Uganda and Rwanda. The crew spent 10 days distributing 22,000 hearing aids throughout the African regions as part of the Pros for Africa organization. "It was amazing. It was breathtaking because you look at these kids who can't hear anything and you plug these hearing aids in their ears and all of a sudden they're responding. You can't do anything but be thankful to be able to help them hear and respond. It brought a lot of emotion. I'm already an emotional guy."

- During the 2010 offseason, Vernon and Vontae hosted a football and mentoring clinic at Howard University in their native Washington, D.C. "It means a lot to me, because I know how important it is to go out and give back and share some of the lessons and just the gifts that you always wanted as a kid," Davis said. "Growing up in a low-income, poverty area in the inner city of Washington, D.C., I know what it's like. When I think of the kids, it touches me in ways you can't even imagine."
- When Vernon was a freshman in college he wanted to honor the person who raised him to be the person he is today, his grandmother, Adaline. He decided to get a tattoo on the inside of his left arm with her name. His grandmother's reaction wasn't a good one at first, but she understood why he did it because in Vernon's words, he could look onto the inside of his left arm just to think of her. "She's really influenced me and really pushed me, made me open my eyes and see that besides football, there are other things that I can get involved with if I don't make it." Adaline was the one who raised most of his siblings and gave Vernon direction in his life, teaching him to set goals and molding him into the person he is today.

DAVIS' CAREER STATISTICS

YEAR	TEAM	GP	GS	RECEIVING					RUSHING				
				NO	YDS	AVG	LG	TD	ATT	YDS	AVG	LG	TD
2006	SF	10	8	20	265	13.3	52t	3	2	5	2.5	9	0
2007	SF	14	14	52	509	9.8	31	4	0	0	0.0	0	0
2008	SF	16	16	31	358	11.5	57	2	1	11	11.0	11	0
2009	SF	16	16	78	965	12.4	73t	13	0	0	0.0	0	0
2010	SF	16	16	56	914	16.3	66t	7	0	0	0.0	0	0
2011	SF	16	16	67	792	11.8	44	6	2	-5	-2.5	-2	0
2012	SF	16	16	41	548	13.4	53	5	0	0	0.0	0	0
2013	SF												
TOTALS		104	102	345	4,351	12.6	73t	40	5	11	2.2	11	0

PLAYOFFS

YEAR	TEAM	GP	GS	RECEIVING					RUSHING				
				NO	YDS	AVG	LG	TD	ATT	YDS	AVG	LG	TD
2011	SF	2	2	10	292	29.2	73t	4	0	0	-	-	0
2012	SF	3	3	12	254	21.2	44	1	0	0	-	-	0
TOTALS		5	5	22	546	24.8	73t	5	0	0	-	-	0

Additional Statistics:

Fumbles-Lost - 6-3: 1-1 in 2006, 1-1 in 2007, 2-1 in 2008, 3-1 in 2011

Milestones:

NFL Debut: at Arz. (9/10/06); **First Start:** at Arz. (9/10/06); **First Reception:** at Arz. (9/10/06 - 31-yd. pass from QB Alex Smith); **100th Reception:** at StL (12/21/08 - 17-yd. pass from QB Shaun Hill); **250th Reception:** at Cin. (9/25/11 - 39-yd. pass from Alex Smith); **First TD Recept:** at Arz. (9/10/06 - 31-yd. pass from QB Alex Smith); **25th career TD receipt:** vs. Oak. (10/17/10 - 17-yd. pass from QB Alex Smith); **100-Yd. Games:** 8, Last vs. Buf. (10/7/12 - 106 yds.); **Multi-TD Games:** 4, Last vs. Det. (9/16/12 - 2 TDs); **100th Career Game:** at StL (12/2/12); **100th Career Start:** at NE (12/16/12)

DAVIS' CAREER HIGHS

Receptions: Regular Season - 10 vs. Ten. (11/8/09); Postseason - 7 vs. NO (1/14/12)

Receiving Yards: Regular Season - 126 at GB (12/5/10); Postseason - 180 vs. NO (1/14/12)

Long Reception: Regular Season - 73t at StL (1/3/10); Postseason - 73t vs. NYG (1/22/12)

TD Receptions: 3 at Hou. (10/25/09); Postseason - 2 (2 times) Last vs. NYG (1/22/12)

// TRANSACTIONS

Originally the first of two 1st-round (6th pick overall) draft choices by SF in 2006...Signed a five-year contract through 2015 on 9/11/10.

// AWARDS & HONORS

2009: NFC Pro Bowl, Len Eshmont Award

// 2012

- Caught 3 passes for 43 yds. and 1 TD in the season opener at GB (9/9), giving him a TD in each of his first 4 career games against the Packers.
- Registered 5 receipts. for 73 yds. and 2 TDs vs. Det. (9/16), marking his 4th career multi-TD game.
- Tallied 5 receipts. for 56 yds. and 1 TD at Min. (9/23), which was the 4th time in his career he caught a TD pass in 3 straight weeks and the first time to start a season.
- Recorded his 8th career 100-yd. game with 5 receipts. for 106 yds. vs. Buf. (10/7).
- Led the team with 6 receipts. for 83 yds. and 1 TD vs. Chi. (11/19). Davis was on the receiving end of QB Colin Kaepernick's first career TD pass, a 3-yd. score in the 1st qtr.
- Hauled in 5 receipts. for 106 yds. and 1 TD at Atl. (1/20/13 - NFC-C), marking his 5th postseason TD in his career, on a 4-yd. TD pass from QB Colin Kaepernick. Davis' 5 career postseason TDs rank t-4th in franchise postseason history.
- Hauled in 6 receipts. for 104 yds. vs. Bal. in Super Bowl XLVII (2/3/13). His 104 rec. yds. tied the Super Bowl record for receiving yds. by a TE. (Cin. TE Dan Ross, Super Bowl XVI - 104 yds.).
- Davis registered his 4th career 100-yd. game in the postseason vs. Bal. in Super Bowl XLVII (2/3/13). He now ranks t-1st in NFL postseason history for the most 100-yd. receiving games by a tight end [TE Keith Jackson (4)].
- Davis joined WR Larry Fitzgerald as the only players in NFL postseason history to register 4, 100-yd. rec. games in their first 5 career playoff games.

// 2011

- Ranked 2nd on team in receipts. (67), rec. yds. (792) and 1st in TDs (6).
- Davis registered 10 receipts. for 292 yds. and 4 TDs in the postseason. According to the Elias Sports Bureau, his 292 rec. yds. are the most by a tight end in their first two postseason games in NFL history. Davis became just the 3rd player in franchise history to register consecutive 100-yd. receiving games in the postseason.
- Caught a 9-yd. TD receipt. in the 3rd qtr. at Phi. (10/2) to narrow the score to a 23-17 Eagles lead in come-from-behind 49ers victory.
- Tallied his third career multi-TD game vs. TB (10/9), catching a 14-yd. fade pass for a TD and a 23-yd. pass, breaking a tackle for a TD on the opening series after halftime.
- Hauled in a 31-yd. TD pass from QB Alex Smith in the 4th qtr. vs. NYG (11/13), leaping over a defender on his way into the end zone. The TD receipt. ranked him t-1st in franchise history for the most TD receipts. among TEs (Brent Jones), with 33 career TDs.
- Caught an 18-yd. TD receipt. from QB Alex Smith vs. Arz. (11/20), ranking him 1st in franchise history for the most TD receipts. among TEs with 34 career TDs.

- Set the franchise record for most 100-yd. rec. games by a TE with 7, recording 118 rec. yds. on 8 catches at StL (1/1).
- Hauled in 7 receipts. for 180 yds. and 2 TDs vs. NO (1/14). His 180 rec. yds. are the most by a TE in NFL postseason history for a single-game and the 2nd most among all players in franchise history (WR Jerry Rice 215 vs. Cin. SB XXIII). Down 3 pts. with just 1:32 remaining, Davis caught a game-winning 14-yd. TD pass from QB Alex Smith.
- Notched 3 receipts. for 112 yds. and 2 TD receipts. vs. NYG (1/22). Was on the receiving end of a 73-yd. TD pass by QB Alex Smith in the 1st qtr. The 73-yd. completion tied Davis' career-long (73rd at StL - 1/3/10) and marked the fourth longest postseason receipt. in 49ers postseason history.

// 2010

- Led the team in receipts. (56), rec. yds. (914), TDs (7) and rec. avg. (163), making him the first TE in franchise history to lead the team in receipts., rec. yds. and rec. TDs in consecutive seasons ('09-10).
- Registered his 4th career 100-yd. game, finishing the day with 5 receipts. for 104 yds. and 1 TD vs. Phi. (10/10). Along with WR Michael Crabtree (105 rec. yds.), the duo became the first set of 49ers teammates to eclipse the 100-yd. receiving plateau in the same game since 1/3/00 at Atl. [WR Jerry Rice (143 rec. yds.) and WR J.J. Stokes (130 rec. yds.)].
- Registered his 25th career TD and 3rd TD of the season by catching a 17-yd. TD pass from QB Alex Smith in the 4th qtr. vs. Oak. (10/17).
- Registered 4 receipts. for 74 yds. and 1 TD at Car. (10/24). It marked his 4th TD in as many games and second time in his career that he has had a TD in 4 consecutive weeks.
- Registered 4 receipts. for a career-high 126 yds. and 1 TD at GB (12/5). It marked his second career 100-yd. game against GB [6 receipts. for 108 yds. and 1 TD at GB (11/22/09)].

// 2009

- Ranked 5th in the NFL (3rd in NFC) among TEs with 78 receipts. and 965 rec. yds. Davis' totaled three, 100-yd. rec. games, which tied him with SD TE Antonio Gates, Dal. TE Jason Witten and Phi. TE Brent Celek for the most 100-yd. rec. games by a tight end, in 2009.
- Davis' 965 rec. yds. were the most by a 49er in a single season since WR Terrell Owens (1,102 rec. yds. in 2003).
- Ranked t-7th in the NFL and t-2nd in the NFC in scoring (78 points).
- Notched three, 100-yd. rec. games, marking the most by a 49er in a season since WR Brandon Lloyd in 2005.
- Along with RB Frank Gore (13 TDs - 10 rus. and 3 rec.), became just the second set of 49er teammates to each have at least 13 TDs in a season. In 1995, WR Jerry Rice had 17 TDs and RB Derek Loville registered 13 TDs.
- Earned the 2009 Ozzie Newsome Award from ProFootballTalk.com for best tight end in the NFL.
- Logged 7 receipts. for 93 yds. and a career-high 3 TDs (all in the 2nd half) at Hou. (10/25). Davis became the first tight end in 49ers history to register 3 TD receipts. in a game. His 3 rec. TDs. were the most by any player in a single half in 2009.

// 2009 (CONTINUED)

- Established a then career-high 10 receipts. (102 rec. yds.) vs. Ten. (11/8). It marked Davis' first career 100-yd. game. His 10-catch performance marked only the third time in franchise history that a TE registered 10 receipts.-or-more in a game. TE Eric Johnson registered 13 receipts. vs. Arz. (10/10/04), and 10 receipts. vs. StL (10/3/04). Davis became the first 49ers TE to notch 100 yds. rec. since TE Eric Johnson recorded 162 yds. vs. Arz. (10/10/04).
- Set the franchise record for most TDs by a TE in a single season on a 33-yd. TD receipt. at Sea. (12/6). Finished the day with 6 receipts. for a career-high 111 yds. and 1 TD.
- Recorded his 11th TD of the season on a 5-yd. pass from QB Alex Smith vs. Arz. (12/14). He also tied the 49ers tight end record with his 4th consecutive game with a TD. He joined TE Ted Kwalick (11/12/72-12/4/72) as the only 49ers tight ends to accomplish the feat.
- Tied the NFL record for TD receipts. by a TE (13) in a single season at StL (1/3). Davis' career-long 73-yd.TD rec. in the 4th qtr. tied TE Antonio Gates' record from 2004.

// 2008

- Ranked 3rd on team with 31 receipts. for 358 yds. to go along with 2 TDs as he was named a Pro Bowl alternate.
- Posted a 57-yd. catch vs. Phi. (10/12) and finished day with 6 receipts. for 75 yds.

// 2007

- Posted 4 receipts. for 56 yds. at Pit. (9/23) before suffering a partial tear of his right MCL in 3rd qtr., and did not return.
- Recorded 6 receipts. for 45 yds. and a TD in an OT victory at Arz. (11/25).

// 2006

- Posted 20 catches for 265 yds. with 3 TDs, despite being inactive for 6 contests with a cracked fibula.
- In first career start, caught 5 passes for 37 yds. and a TD at Arz. (9/10). His 31-yd. TD came on his first NFL touch.
- Recorded 3 receipts. for 74 yds., including a 52-yd. TD catch vs. GB (12/10).

// COLLEGE

Finished his collegiate career ranked 13th in school history in receipts. (93), 11th in rec. yds. (1,371) and 9th in TDs (9), as he lined up at fullback, H-back and flanker at Maryland. Started every game as a junior, leading team with 51 receipts. and the conference with 871 rec. yds. (17.1 avg.). Was a consensus first-team All-America and All-ACC selection. Also chosen as a finalist for the Mackey Award, given to the nation's top TE, in addition to earning consensus All-America honors, becoming the first Maryland offensive player since 1955 (center Bob Pellegrini) to be named to AP's first-team. An Iron Terp performer (top weight room award), holds school strength records for a tight end in bench (465), vertical jump (40.5 inches), index (812), squat (685) and 40-yd. dash time (4.41)

// PERSONAL

- Started three seasons at TE and S at Dunbar (Washington, D.C.) HS, but also saw time at WR, KR, LB and DE during his tenure, as team compiled a 31-5 overall record.
- As a senior, was chosen second-team All-USA by *USA Today* after catching 21 passes for 511 yds. (24.3 avg.) and 5 TDs. Also returned 4 kicks for TDs.
- Selected to play in U.S. Army All-American Bowl as a junior.
- Was the DCIAA champion in the high jump (6'5).
- Nickname "The Duke" originated from a name he inherited from his father who was called "Duke."
- Vernon's younger brother, Vontae, was selected in the first round of the 2009 NFL Draft by the Miami Dolphins. Vontae now plays for the Indianapolis Colts.
- Joined teammate Patrick Willis in July 2012 to accept the "Best Game" ESPY on behalf of the 49ers for their playoff victory over the Saints.
- In July 2010, traveled to London to promote the game that year between the 49ers and the Broncos at Wembley Stadium.
- Donated \$10,000 to Newborn Pentecostal in honor of his grandmother, Adaline, who raised Vernon and his six siblings.
- Born Vernon Davis (1/31/84) in Washington, D.C.

// INJURY REPORT

- 2006:** Inactive for six games [at KC (10/1), vs. Oak. (10/8), vs. SD (10/15), at Chi. (10/29), vs. Min. (11/5) and at Det. (11/12)] with a leg injury.
- 2007:** Sustained a partial tear of his MCL at Pit. (9/23) and missed the following two games [vs. Sea. (9/30) and vs. Bal. (10/7)].

DAVIS' GAME-BY-GAME

2006										2009										
Date	Opp	W/L	P/S	Rec	Yds	Avg	Lg	TD		Date	Opp	W/L	P/S	Rec	Yds	Avg	Lg	TD		
Sep 10	at Arz	L	1/1	5	37	7.4	31t	1		Sep 13	at Arz	W	1/1	5	40	8.0	19	0		
Sep 17	StL	W	1/1	0	0	0.0	0	0		Sep 20	Sea	W	1/1	2	32	16.0	17	0		
Sep 24	Phi	L	1/0	0	0	0.0	0	0		Sep 27	at Min	L	1/1	7	96	13.7	31	2		
Oct 1	at KC	L	-	INACTIVE (Leg)				-	-		Oct 4	StL	L	1/1	3	43	14.3	21	1	
Oct 8	Oak	W	-	INACTIVE (Leg)				-	-		Oct 11	Atl	W	1/1	5	51	10.2	18	0	
Oct 15	SD	L	-	INACTIVE (Leg)				-	-		Oct 25	at Hou	L	1/1	7	93	13.3	29t	3	
Oct 29	at Chi	L	-	INACTIVE (Leg)				-	-		Nov 1	at Ind	L	1/1	3	20	6.7	10	1	
Nov 5	Min	W	-	INACTIVE (Leg)				-	-		Nov 8	Ten	W	1/1	10	102	10.2	40	0	
Nov 12	at Det	W	-	INACTIVE (Leg)				-	-		Nov 12	Chi	W	1/1	3	16	5.3	6	0	
Nov 19	Sea	W	1/0	0	0	0.0	0	0		Nov 22	at GB	W	1/1	6	108	18.0	32	1		
Nov 26	at StL	L	1/1	1	11	11.0	11	0		Nov 29	Jax	L	1/1	6	69	11.5	30	1		
Dec 3	NO	L	1/1	1	21	21.0	21	0		Dec 6	at Sea	L	1/1	6	111	18.5	42	1		
Dec 10	GB	L	1/1	3	74	24.7	52t	1		Dec 14	Arz	L	1/1	3	34	11.3	16	1		
Dec 14	at Sea	W	1/1	3	15	5.0	8t	1		Dec 20	at Phi	W	1/1	3	43	14.3	19	0		
Dec 24	Arz	L	1/1	4	91	22.8	44	0		Dec 27	Det	L	1/1	3	16	8.0	14	1		
Dec 31	at Den	W	1/1	3	16	5.3	6	0		Jan 3	at StL	W	1/1	6	89	14.8	73t	1		
TOTALS			10/8	20	265	13.3	52t	3		TOTALS			16/16	78	965	12.4	73t	13		

2007									
Date	Opp	W/L	P/S	Rec	Yds	Avg	Lg	TD	
Sep 10	Arz	W	1/1	2	4	2.0	2	0	
Sep 16	at StL	W	1/1	2	23	11.5	19	0	
Sep 23	at Pit	L	1/1	4	56	14.0	31	0	
Sep 30	Sea	L	-	INACTIVE (Knee)				-	-
Oct 7	Bal	L	-	INACTIVE (Knee)				-	-
Oct 21	at NYG	L	1/1	4	22	5.5	7	0	
Oct 28	NO	L	1/1	6	71	11.8	19	1	
Nov 4	at Atl	L	1/1	7	77	11.0	21	0	
Nov 12	at Sea	L	1/1	1	4	4.0	4	0	
Nov 18	StL	L	1/1	4	50	12.5	22	0	
Nov 25	at Arz	W	1/1	6	45	7.5	26	1	
Dec 2	at Car	L	1/1	1	19	19.0	19	0	
Dec 9	Min	L	1/1	5	42	8.4	13	0	
Dec 15	Cin	W	1/1	5	46	9.2	17t	1	
Dec 23	TB	W	1/1	3	30	10.0	15	1	
Dec 30	at Cle	L	1/1	2	20	10.0	14	0	
TOTALS			14/14	52	509	9.8	31	4	

2010									
Date	Opp	W/L	P/S	Rec	Yds	Avg	Lg	TD	
Sep 12	at Sea	L	1/1	8	73	9.1	16	0	
Sep 20	NO	L	1/1	4	78	19.5	41	0	
Sep 26	at KC	L	1/1	3	22	7.3	10	0	
Oct 3	at Atl	L	1/1	4	36	9.0	15	1	
Oct 10	Phi	L	1/1	5	104	20.8	36	1	
Oct 17	Oak	W	1/1	4	35	8.8	17t	1	
Oct 24	at Car	L	1/1	4	74	18.5	53	1	
Oct 31	Den	W	1/1	1	12	12.0	12	0	
Nov 14	StL	W	1/1	4	79	19.8	38	0	
Nov 21	TB	L	1/1	1	3	3.0	3	0	
Nov 29	at Arz	W	1/1	2	32	16.0	16	0	
Dec 5	at GB	L	1/1	4	126	31.5	66	1	
Dec 12	Sea	W	1/1	5	70	14.0	42	1	
Dec 16	at SD	L	1/1	1	4	4.0	4	0	
Dec 26	at StL	L	1/1	3	70	23.3	29	0	
Jan 2	Arz	W	1/1	3	96	32.0	59	1	
TOTALS			16/16	56	914	16.3	66t	7	

2008									
Date	Opp	W/L	P/S	Rec	Yds	Avg	Lg	TD	
Sep 7	Arz	L	1/1	3	51	17.0	37	0	
Sep 14	at Sea	W	1/1	0	0	11.5	0	0	
Sep 21	Det	W	1/1	1	17	17.0	17	0	
Sep 28	at NO	L	1/1	1	19	19.0	19	0	
Oct 5	NE	L	1/1	0	0	14.0	0	0	
Oct 12	Phi	L	1/1	6	75	12.5	57	0	
Oct 19	at NYG	L	1/1	1	5	5.0	5	0	
Oct 26	Sea	L	1/1	4	29	7.3	14	0	
Nov 10	at Arz	L	1/1	1	18	18.0	18t	1	
Nov 16	StL	W	1/1	1	2	2.0	2t	1	
Nov 23	at Dal	L	1/1	1	47	47.0	47	0	
Nov 30	at Buf	W	1/1	0	0	0.0	0	0	
Dec 7	NYJ	W	1/1	3	29	9.7	20	0	
Dec 14	at Mia	L	1/1	5	31	6.2	17	0	
Dec 21	at StL	W	1/1	1	17	17.0	17	0	
Dec 28	Was	W	1/1	3	18	6.0	9	0	
TOTALS			16/16	31	358	11.5	57	2	

2011									
Date	Opp	W/L	P/S	Rec	Yds	Avg	Lg	TD	
Sep 11	Sea	W	1/1	5	47	9.4	27	0	
Sep 18	Dal	L	1/1	2	18	9.0	12	0	
Sep 25	at Cin	W	1/1	8	114	14.3	39	0	
Oct 2	at Phi	W	1/1	4	45	11.3	26	1	
Oct 9	TB	W	1/1	3	39	13.0	23t	2	
Oct 16	at Det	W	1/1	2	8	4.0	6	0	
Oct 30	Cle	W	1/1	3	27	9.0	19	0	
Nov 6	at Was	W	1/1	4	41	10.3	21	0	
Nov 13	NYG	W	1/1	3	40	13.3	31t	1	
Nov 20	Arz	W	1/1	5	67	13.4	27	1	
Nov 24	at Bal	L	1/1	4	38	9.5	20	0	
Dec 4	StL	W	1/1	5	32	6.4	13	0	
Dec 11	at Arz	L	1/1	1	32	32.0	32	0	
Dec 19	Pit	W	1/1	6	72	12.0	31	1	
Dec 24	at Sea	W	1/1	4	54	13.5	17	0	
Jan 1	at StL	W	1/1	8	118	14.8	44	0	
TOTALS			16/16	67	792	11.8	44	6	

2011 Postseason									
Date	Opp	W/L	P/S	Rec	Yds	Avg	Lg	TD	
Jan 14	NO	W	1/1	7	180	25.7	49t	2	
Jan 22	NYG	L	1/1	3	112	37.3	73t	2	
TOTALS			2/2	10	292	29.2	73t	4	

DAVIS' GAME-BY-GAME

2012

Date	Opp	W/L	P/S	Rec	Yds	Avg	Lg	TD
Sep 9	at GB	W	1/1	3	43	14.3	29	1
Sep 16	Det	W	1/1	5	73	14.6	23t	2
Sep 23	at Min	L	1/1	5	53	10.6	20	1
Sep 30	at NYJ	W	1/1	2	28	14.0	23	0
Oct 7	Buf	W	1/1	5	106	21.2	53	0
Oct 14	NYG	L	1/1	3	37	12.3	24	0
Oct 18	Sea	W	1/1	0	0	–	–	0
Oct 29	at Arz	W	1/1	2	34	17.0	25	0
Nov 11	StL	T	1/1	4	30	7.5	17	0
Nov 19	Chi	W	1/1	6	83	13.8	32	1
Nov 25	at NO	W	1/1	0	0	–	–	0
Dec 2	at StL	L	1/1	2	15	7.5	9	0
Dec 9	Mia	W	1/1	1	4	4.0	4	0
Dec 16	at NE	W	1/1	1	10	10.0	10	0
Dec 23	at Sea	L	1/1	1	27	27.0	27	0
Dec 30	Arz	W	1/1	1	5	5.0	5	0
TOTALS			16/16	41	548	13.4	53	5

2012 Postseason

Date	Opp	W/L	P/S	Rec	Yds	Avg	Lg	TD
Jan 12	GB	W	1/1	1	44	44.0	44	0
Jan 20	at Atl	W	1/1	5	106	21.2	31	1
Feb 3	Bal	L	1/1	6	104	17.3	29	0
TOTALS			3/3	12	254	21.2	44	1



PHIL DAWSON

9

KICKER

H: 5-11 W: 200

BORN 1.23.75 // WEST PALM BEACH, FL // LAKE HIGHLANDS HS, DALLAS, TX
TEXAS // 15TH YEAR // ACQUIRED FA IN '13

Coming off the first Pro Bowl selection of his career, Phil Dawson joins the 49ers after spending the previous 14 seasons with the Cleveland Browns. Dawson makes the move to San Francisco after establishing himself as one of the most accurate kickers in NFL history, ranking 9th all-time with a FG percentage of 84% (305 of 363) and 3rd in NFL history from 50+ yards, making 70.6% (24 of 34) of his kicks. While the windy elements of Candlestick Park can create difficult kicking conditions, Dawson has proven himself to be one of the most reliable kickers in extreme weather conditions in NFL history.



// GOLDMINE

- During the 2008 and 2011 seasons, Dawson teamed up with the Adoption Network to invite families who have recently adopted children to each Browns home game so they can form new memories as a family. "The reason behind all this is my wife was adopted so we have a pretty special place in our hearts for families trying to adopt," Dawson said.

Was active in the Cleveland community and founded the "Dawson's 4 Adoption" season ticket program which provided tickets, apparel and food for the Adoption Network Cleveland organization.

- His wife, Shannon, is a professional singer, who performed as a backup singer for Wayne Newton in Las Vegas. She's currently recording a country/contemporary Christian mix album that's set to come out at the end of the summer.
- Dawson's two main hobbies now are actually his first two part-time jobs growing up. His first official job, in middle school, was driving the tractor that picks up the golf balls at the driving range. "For every tray of balls I would bring in and pour in the washer, I'd get \$3," said Dawson. "The busier the driving range, the more money I made." His other job was mowing lawns. He and a friend would mow about 30 lawns every week during the summers. "I love golf and I love yard work," he said.

// CAREER HIGHLIGHTS

- Has the highest all-time FG percentage, among kickers with 300+ FG atts., in NFL history at 84%.
- Ranks as the Browns' franchise leader in FG percentage with a mark of 84% (305-363).
- Is 1st on the Browns' all-time FGs made list with 305 kicks made.
- Ranks 2nd in Browns' franchise history with 1,265 career points (Lou Groza - 1,349).
- Dawson's total of 24 50+ yd. FGs is t-9th in NFL history, while his percentage from the 50+ yd. range of 70.6% (24 of 34) ranks 3rd.
- Holds the Browns' franchise single-season record with 30 FGs made in 2008.
- Is the only player in Browns' franchise history to account for 6 100-point seasons.
- In 2008, he became the first player in Browns' franchise history to convert a 50+ yd. FG in three consecutive games.
- In 2004, he established a Browns' franchise record with 27 consecutive FGs made [vs. SD (10/19/03) - vs. NYJ (11/21/04)], only to one-up his own record in 2012 with 29 consecutive FGs made [vs. Bal. (12/4/11) - at Oak. (12/2/12)].

DAWSON'S CAREER HIGHS

Most Field Goals: Regular Season – 6 at SD (11/5/06);
Postseason – 2 at Pit. (1/5/03)

Most Field Goal Attempts: Regular Season – 6 at SD (11/5/06);
Postseason – 2 at Pit. (1/5/03)

Longest Field Goal: Regular Season – 56 yds. at Buf. (11/17/08);
Postseason – 31 at Pit. (1/5/03)

Most PATs: Regular Season – 6 (2 times) Last vs. Cin. (9/16/07);
Postseason – 3 at Pit. (1/5/03)

Most PAT Attempts: Regular Season – 6 (2 times) Last vs. Cin. (9/16/07);
Postseason – 3 at Pit. (1/5/03)

Most Points: Regular Season – 19 at SD (11/5/06);
Postseason – 9 at Pit. (1/5/03)

DAWSON'S CAREER STATISTICS

YEAR	TEAM	G	XP	XPA	PCT	FG	FGA	PCT	BLK	LG	PTS
1999	CLE	15	23	24	95.8	8	12	66.7	0	49	47
2000	CLE	16	17	17	100.0	14	17	82.4	0	45	59
2001	CLE	16	29	30	96.7	22	25	88.0	0	48	95
2002	CLE	16	34	35	97.1	22	28	78.6	1	52	100
2003	CLE	13	20	21	95.2	18	21	85.7	0	52	74
2004	CLE	16	28	28	100.0	24	29	82.8	0	50	100
2005	CLE	16	19	21	90.5	27	29	93.1	0	44	100
2006	CLE	16	25	25	100.0	21	29	72.4	0	51	88
2007	CLE	16	42	43	97.7	26	30	86.7	1	51	120
2008	CLE	16	18	18	100.0	30	36	83.3	0	56	108
2009	CLE	11	18	19	94.7	17	19	89.5	0	49	69
2010	CLE	16	28	28	100.0	23	28	82.1	0	48	97
2011	CLE	16	20	20	100.0	24	29	82.8	2	54	92
2012	CLE	16	29	29	100.0	29	31	93.5	1	53	116
2013	SF										
TOTALS		215	350	358	97.8	305	363	84.0	5	56	1,265

PLAYOFFS

YEAR	TEAM	G	XP	XPA	PCT	FG	FGA	PCT	BLK	LG	PTS
2002	CLE	1	3	3	100.0	2	2	100.0	0	31	9
TOTALS		1	3	3	100.0	2	2	100.0	0	31	9

Additional Statistics:

Punting – 8–209: 2002 (2–36 yds.; 18.0 avg.; 18.0 net avg.); 2003 (1–29 yds.; 29.0 avg.; 29.0 net avg.); 2005 (2–53 yds.; 26.5 avg.; 26.5 net avg.); 2006 (2–58 yds.; 29.0 avg.; 19.0 net avg.); 2008 (1–33 yds.; 33.0 avg.; 33.0 net avg.)

Passing – 1–1–10–0–0 TDs: 2009 (1–1–10–0–0 TDs)

Rushing – 2–18–1 TD: 1999 (1–4–1 TD); 2003 (1–14)

Milestones:

NFL Debut: at Ten. (9/19/99); **First FG:** at Ten. (9/19/99); **100th FG Made:** at Bal. (11/7/04); **200th FG Made:** at Buf. (11/17/08); **300th FG Made:** at Oak. (12/2/12); **First PAT:** at Bal. (9/26/99); **100th PAT Made:** at Bal. (12/22/02); **200th PAT Made:** vs. Cin. (9/16/07); **300th PAT Made:** at Cin. (12/19/10); **500th Career Point:** vs. Chi. (10/9/05); **1,000th Career Point:** at NO (10/24/10); **100–Point Seasons:** 6, Last in 2012 (116)

DAWSON'S CAREER FIELD GOAL STATISTICS

YEAR	TEAM	1–19	PCT	20–29	PCT	30–39	PCT	40–49	PCT	50+	PCT	TOT
1999	CLE	0/0	–	2/2	100.0	3/5	60.0	3/5	60.0	0/0	–	8/12
2000	CLE	3/3	100.0	4/4	100.0	5/5	100.0	2/5	40.0	0/0	–	14/17
2001	CLE	0/0	–	10/10	100.0	8/9	88.9	4/6	66.7	0/0	–	22/25
2002	CLE	0/0	–	9/10	90.0	6/8	75.0	5/7	71.4	2/3	66.7	22/28
2003	CLE	2/2	100.0	7/7	100.0	4/5	80.0	3/5	60.0	2/2	100.0	18/21
2004	CLE	0/0	–	11/11	100.0	6/8	75.0	6/9	66.7	1/1	100.0	24/29
2005	CLE	2/2	100.0	11/11	100.0	9/11	81.8	5/5	100.0	0/0	–	27/29
2006	CLE	0/0	–	5/6	83.3	9/10	90.0	6/12	50.0	1/1	100.0	21/29
2007	CLE	2/2	100.0	9/10	90.0	7/8	87.5	7/8	87.5	1/2	50.0	26/30
2008	CLE	0/0	–	10/10	100.0	12/14	85.7	5/6	83.3	3/6	50.0	30/36
2009	CLE	0/0	–	7/7	100.0	5/5	100.0	5/6	83.3	0/1	0.0	17/19
2010	CLE	3/3	100.0	7/7	100.0	10/10	100.0	3/5	60.0	0/3	0.0	23/28
2011	CLE	0/0	–	7/9	77.8	3/4	75.0	7/8	87.5	7/8	87.5	24/29
2012	CLE	0/0	0.0	8/9	88.9	8/9	88.9	6/6	100.0	7/7	100.0	29/31
2013	SF											
TOTALS		12/12	100.0	107/113	94.7	95/111	85.6	67/93	72.0	24/34	70.6	305/363

PLAYOFFS

YEAR	TEAM	1–19	PCT	20–29	PCT	30–39	PCT	40–49	PCT	50+	PCT	TOT
2002	CLE	0/0	–	1/1	100.0	1/1	100.0	0/0	–	0/0	–	2/2
TOTALS		0/0	–	1/1	100.0	1/1	100.0	0/0	–	0/0	–	2/2

// TRANSACTIONS

Originally signed as an undrafted free agent with Oak. on 4/24/98...Waived by Oak. on 8/18/98...Claimed by NE via waivers on 8/21/98...Waived by NE on 8/30/98...Signed to NE practice squad on 8/31/98...Signed by Cle. on 3/25/99...Re-signed with Cle. on 4/26/02...Re-signed with Cle. on 7/15/05...Re-signed with Cle. as a franchise player on 7/30/11...Re-signed with Cle. as a franchise player on 3/19/12...Signed with SF on 3/19/13.

// AWARDS & HONORS

2001: AFC Special Teams Player of the Week (Week 3)

2005: AFC Special Teams Player of the Week (Week 15)

2012: AFC Pro Bowl

// 2012 (CLEVELAND)

- Made 29 of 31 FGs, 29 of 29 PATs for a total of 116 points and converted a 53-yd. FG at Den. (12/23) for his season-long. In fact, 7 of his 29 made FGs were from 50+ yds. which ranked 1st in the AFC and 2nd in the NFL.
- Dawson's total of 24 50+ yd. FGs is t-9th in NFL history, while his percentage from the 50+ yd. range of 70.6% (24 of 34) ranks 3rd.
- His 116 total points for the season marked the 6th time in his career he has compiled 100 or more points.
- His 93.5 FG percentage led the AFC and ranked 2nd in the NFL.
- Voted to the AFC Pro Bowl squad, the first Browns player to be selected to the Pro Bowl as a K (Lou Groza was selected as a T).
- Hit 3 of 3 FG atts., all of which came from 50+ yds. With FGs from 51, 50 and 52 yds., Dawson accomplished the feat of converting 3 FGs from 50+ yds. in the same game for the first time in his career, tying the NFL single-game record as he joined 6 other kickers who have attained that achievement [The last time - Jax. Josh Scobee (10/24/11)].
- Accounted for all 15 of the Browns' points vs. Bal. (11/4) with 5 FGs, which came from 32, 28, 29, 33 and 41 yds. out. The 5 FGs marked the 4th game of his career with at least that many and tied for the 2nd most ever by a Brown in a game. The 5 FGs extended his streak of successful FGs to 23, the 2nd longest streak of his career, trailing only the 27 straight that he amassed from 2003-04.
- Made both FG atts., from 28 and 32 yds. out and made both PATs vs. Pit. (11/25). With the two made FGs, Dawson tied a personal best and Browns team record with 27 straight made FGs.
- Made each of his first 2 FG atts. at Oak. (12/2) from 41 and 35 yds. before having his third att., from 28 yds., blocked. The block snapped his 23 consecutive FGs for the season and 29 consecutive FGs in a row dating back to a 2011 matchup vs. Bal. (12/4/11) when the streak started.

// 2011 (CLEVELAND)

- Converted 24 of 29 FG atts. and all 20 PATs for a team-high 92 points.
- Hit 7 FGs of 50+ yds., including a long of 54 yds. at Cin. (11/27). His 7 made FGs tied for most in the NFL (SF K David Akers - 7 and Oak. K Sebastian Janikowski - 7) and marked the most of his career, surpassing his previous best of 3 in 2008.
- The 7 FGs of 50+ yds. tied for the 3rd highest single-season figure in NFL history, trailing only K Morten Anderson (8 - 1995) and K Jason Hanson (8 - 2008).
- Connected on a 30-yd. FG att. vs. Mia. (9/25) to give him 1,081 career points, moving him past K Don Cockroft into 2nd on the Browns' all-time points list.
- Made FGs of 52 and 53 yds. vs. Sea. (10/23), the first time in his career he notched two 50+ yd. FGs in the same game. His 53-yarder came with 11:18 to play in the game and put the Browns ahead for the 6-3 win.

// 2010 (CLEVELAND)

- Converted all 28 PATs and 23 of 28 FGAs with a long of 48 yds. His 97 points for the season led the team.
- Made a 39-yd. FG at Pit. (10/17) to take sole possession of 1st place on the Browns' all-time career made FGs list with 235, passing K Lou Groza (234).
- Made 3 FGs and converted all 3 PATs at NO (10/24) for a season-best 12 points to surpass the 1,000-point plateau, a mark which only two other Browns' players have achieved.
- Booted 4th qtr. game-winning FGs in back-to-back contests. He made a 41-yd. FG with 2:42 remaining vs. Car. (11/28) to put the Browns up 24-23 for his 13th career game-winning FG. Hit a 23-yd. FG as time expired in regulation to give the Browns a 13-10 win at Mia. (12/5).

// 2009 (CLEVELAND)

- Played in 11 games and scored a team-high 69 points.
- Scored a season-high 11 points in each of the final three games of the season, at KC (12/20), vs. Oak. (12/27) and vs. Jax. (1/3/10).
- Nailed a 44-yd. FG at Det. (11/22) on the game's opening drive for the 217th FG of his career as he moved past K Don Cockroft into sole possession of 2nd on the Browns' all-time list.
- Completed a 10-yd. pass to WR Mike Furrey at Det. (11/22) out of FG formation, marking the first pass att. of his career.

// 2008 (CLEVELAND)

- Set the Browns franchise single-season record with 30 made FGs.
- With 108 points, he became the first player in Browns franchise history to account for 5 seasons with 100 or more points.
- Connected on 2 game-winning FGs, a 20-yarder at Jax. (10/26) and a 56-yarder at Buf. (11/17).
- Became the first player in Browns history to convert a 50+ yd. FG in 3 consecutive games, a 54-yd. FG vs. Bal. (11/2), 52-yarder vs. Den. (11/6) and 56-yd. FG at Buf. (11/17).
- Had a season-best 17 points on 5 of 5 FGAs and 2 of 2 PATs and kicked a career-long 56-yd. game-winning FG with 1:39 remaining for a 29-27 victory at Buf. (11/17).
- His 30th FG of the season came on a 27-yarder at Phi. (12/15) as he broke K Matt Stover's single-season Browns record.

// 2007 (CLEVELAND)

- Was voted as a Browns special teams captain at the start of the season.
- Set a career-high with 120 points, which ranked t-2nd in team history and is the highest total by a Browns kicker.
- Became the first player in Browns franchise history to post 4 seasons of 100+ points.
- Moved into 4th place on the Browns all-time scoring list with 685 career points as he posted 15 points vs. Cin. (9/16), surpassing K Matt Bahr (677 points).
- Had two game-winning OT kicks, with a 25-yarder vs. Seattle (11/4) and a 33-yarder at Bal. (11/18).
- Had a season-high 4 made FGs at Bal. (11/18), including the game-tying 51-yd. FG to force OT, where he also hit the game-winning 33-yd. FG.
- With 9 points vs. Hou. (11/25), Dawson moved into 3rd place in franchise history in all-time scoring with 760 total points, surpassing RB Jim Brown (756).

// 2006 (CLEVELAND)

- Set a Browns' franchise record and personal high with 6 made FGs and 19 points at SD (11/5).
- Made a season-long 51-yd. FG at Bal. (12/17).
- Hit a game-winning 33-yd. FG in OT vs. KC (12/3) to make the final score 31-28.

// 2005 (CLEVELAND)

- Finished the season with 100 points for the third time in his career.
- Topped the 500 career points plateau with a 22-yard FG at Ind. (9/25).
- Played in his 100th career NFL game vs. Ten. (11/6).

// 2004 (CLEVELAND)

- Recorded his second season with 100 points as he established a Browns franchise record with 27 consecutive FGs made (vs. SD 10/19/03 - vs. NYJ 11/21/04).
- Had a season-high 5 FGs and 16 points in the season finale at Hou. (1/2/05).

// 2003 (CLEVELAND)

- Led the Browns with 74 points after connecting on 18 of 21 FG atts. and 20 of 21 XP atts.
- Had a season-high 14 points vs. Arz. (11/16), making 3 of 3 FG atts. and 5 of 5 XP atts.
- Missed the final 3 games of the season after being placed on Injured Reserve (12/9) with a fractured left arm.

// 2002 (CLEVELAND)

- Posted his first 100 point season after making 22-28 FG atts., 34-35 XP atts., a long of 52 yds. and helping to lead the Browns to the postseason.
- Nailed a 33-yd. FG in overtime to lift the Browns to a 31-28 win at Ten. (9/22).
- Converted on 2 onside kicks, at Ten. (9/22) and vs. Bal. (10/6). The onside kick at Ten. led to a 4th qtr. TD to force OT and Dawson recovered his own onside kick vs. Bal.
- Made a 35-yd. FG with 3:30 remaining in the 4th qtr. at NYJ to give his team a 24-21 win.
- Made both of his FG atts. and 3 XP atts. totaling 9 points in the AFC Wild Card Game at Pit.

// 2001 (CLEVELAND)

- Ranked 2nd in the NFL in FG accuracy at 88.0% (22-25 FG atts.).
- His 15 consecutive made FGs to finish the season was the longest active streak in the NFL at the conclusion of the regular season.
- Named AFC Player of the Week for week 3, with 3 made FGs and 2 made XPs for a total of 11 points at Jax. (9/30).
- Connected on a 44-yd. FG with :55 remaining in the 4th qtr. to give his team a 41-38 victory at Ten. (12/30).

// 2000 (CLEVELAND)

- Was perfect on the season from inside the 39-yd. line, going 12-12 from that distance.
- Finished the season strong by converting each of his final 8 FG atts.
- Made 4-4 FG atts. and 1-1 XP atts. for 13 of the team's 19 points in a week 11 win vs. NE (11/12).

// 1999 (CLEVELAND)

- Earned a spot on the 53-man roster and won the placekicking job in training camp, fending off competition from Chris Boniol and Danny Knight.
- Appeared in his first NFL game at Ten. (9/19) and converted his first att., a 41 yarder in the 2nd qtr.
- Scored the Browns first rushing TD of the season and the first rushing TD in Cleveland Browns stadium history on a 4-yd. run on a fake FG att. vs. Cin. (10/10).
- Made a 39-yd. FG as time expired to provide the Browns with a 16-15 win at Pit. (11/14).

// 1998 (NEW ENGLAND)

- Originally signed by Oakland as an undrafted free agent and later waived by the Raiders (8/18).
- Claimed via waivers by New England (8/21) and spent the entire season on the Patriots' practice squad.

// COLLEGE

A four-year letterman at the University of Texas where he was a team captain and earned first-team All-America and Big 12 honors following his senior year in 1997. As a junior, he was a first-team All America selection and connected on 19 of 24 atts. for 108 points in 12 games with a career-long 53 yarder. He was also named to the All-Academic Big 12 teams in 1996 and 1997.

// PERSONAL

- He and his wife, Shannon, have two sons, Dru and Beau, and a daughter, Sophiann.
- Born in West Palm, FL, but grew up in Dallas, TX, where he attended Lake Highlands HS. He started at tackle in addition to his placekicking duties.
- Named the 2007 Dino Lucarelli "Good Guy" Award by the Cleveland PFWA chapter, the 2006 Ed Block Courage Award winner and the 2006 winner of the Doug Dieken Humanitarian Award for his charitable and community efforts, as recognized by the Cleveland Touchdown Club.
- His wife, Shannon, is an accomplished singer who has sang at George W. Bush's Inauguration after he was elected Governor of Texas (1994).

// INJURY REPORT

- 2003:** Suffered a fractured left arm and missed the last 3 games of the season after being placed on Injured Reserve (12/9).
- 2009:** Was inactive for 5 games with a right calf injury, at Bal. (9/27), vs. Cin (10/4), at Buf. (10/11), at Pit. (10/18), vs. GB (10/25).

DAWSON'S GAME-BY-GAME

1999 (Cleveland)

Date	Opp	W/L	Pts	XP-XPA	FG-FGA	Kick-By-Kick
Sep 12	Pit	L	-	INACTIVE	-	
Sep 19	at Ten	L	3	0-0	1-1	41
Sep 26	at Bal	L	4	1-1	1-1	49
Oct 3	NE	L	1	1-1	0-1	38N
Oct 10	Cin	L	5	2-2	1-1	33
Oct 17	at Jax	L	1	1-1	0-0	
Oct 24	at StL	L	3	0-0	1-1	47
Oct 31	at NO	W	3	3-3	0-1	46N
Nov 7	Bal	L	3	0-1	1-1	25
Nov 14	at Pit	W	4	1-1	1-1	39
Nov 21	Car	L	5	2-2	1-2	38N, 23
Nov 28	Ten	L	3	3-3	0-1	
Dec 5	at SD	L	4	1-1	1-2	33, 45N
Dec 12	at Cin	L	2	2-2	0-0	
Dec 19	Jax	L	2	2-2	0-0	
Dec 26	Ind	L	4	4-4	0-0	
TOTALS			47	23-24	8-12	Long: 49

2001 (Cleveland)

Date	Opp	W/L	Pts	XP-XPA	FG-FGA	Kick-By-Kick
Sep 9	Sea	L	6	0-0	2-3	37N, 48, 22
Sep 23	Det	W	6	3-3	1-2	33, 46N
Sep 30	at Jax	W	11	2-2	3-3	35, 28, 30
Oct 7	SD	W	8	2-2	2-3	31, 48N, 27
Oct 14	at Cin	L	2	2-2	0-0	
Oct 21	Bal	W	6	3-3	1-1	33
Nov 4	at Chi	L	3	3-3	0-0	
Nov 11	Pit	L	4	1-1	1-1	40
Nov 18	at Bal	W	9	3-3	2-2	29, 42
Nov 25	Cin	W	12	0-1	4-4	23, 27, 23, 33
Dec 2	Ten	L	1	1-1	0-0	
Dec 9	at NE	L	10	1-1	3-3	27, 39, 22
Dec 16	Jax	L	4	1-1	1-1	29
Dec 23	at GB	L	1	1-1	0-0	
Dec 30	at Ten	W	11	5-5	2-2	30, 44
Jan 6	at Pit	L	1	1-1	0-0	
TOTALS			95	29-30	22-25	Long: 48

2000 (Cleveland)

Date	Opp	W/L	Pts	XP-XPA	FG-FGA	Kick-By-Kick
Sep 3	Jax	L	1	1-1	0-0	
Sep 10	at Cin	W	6	3-3	1-1	30
Sep 17	Pit	W	11	2-2	3-3	23, 28, 19
Sep 24	at Oak	L	4	1-1	1-2	42N, 29
Oct 1	Bal	L	0	0-0	0-0	
Oct 8	at Arz	L	3	3-3	0-1	42N
Oct 15	at Den	L	4	1-1	1-1	45
Oct 22	at Pit	L	0	0-0	0-1	42N
Oct 29	Cin	L	3	0-0	1-1	18
Nov 5	NYG	L	3	0-0	1-1	19
Nov 12	NE	W	13	1-1	4-4	39, 43, 35, 35
Nov 19	at Ten	L	4	1-1	1-1	38
Nov 26	at Bal	L	1	1-1	0-0	
Dec 3	at Jax	L	0	0-0	0-0	
Dec 10	Phi	L	6	3-3	1-1	29
Dec 17	Ten	L	0	0-0	0-0	
TOTALS			59	17-17	14-17	Long: 45

2002 (Cleveland)

Date	Opp	W/L	Pts	XP-XPA	FG-FGA	Kick-By-Kick
Sep 8	KC	L	15	3-3	4-4	20, 32, 34, 41
Sep 15	Cin	W	8	2-2	2-2	52, 45
Sep 22	at Ten	W	7	4-4	1-2	52N, 33
Sep 29	at Pit	L	7	1-1	2-3	28, 28, 45N
Oct 6	Bal	L	1	1-1	0-0	
Oct 13	at TB	L	3	0-0	1-1	50
Oct 20	Hou	W	10	4-4	2-2	35, 43
Oct 27	at NYJ	W	10	1-1	3-3	23, 26, 35
Nov 3	Pit	L	2	2-3	0-0	
Nov 17	at Cin	W	9	3-3	2-3	24N, 27, 40
Nov 24	at NO	W	6	3-3	1-1	28
Dec 1	Car	L	6	0-0	2-3	25, 30N, 33
Dec 8	at Jax	W	3	3-3	0-2	42N, 36B
Dec 15	Ind	L	5	2-2	1-1	29
Dec 22	at Bal	W	2	2-2	0-0	
Dec 29	Atl	W	6	3-3	1-1	40
TOTALS			100	34-35	22-28	Long: 52

2002 Postseason (Cleveland)

Date	Opp	W/L	Pts	XP-XPA	FG-FGA	Kick-By-Kick
Jan 5	at Pit	L	9	3-3	2-2	31, 24
TOTALS			9	3-3	2-2	Long: 31

DAWSON'S GAME-BY-GAME

2003 (Cleveland)

Date	Opp	W/L	Pts	XP-XPA	FG-FGA	Kick-By-Kick
Sep 7	Ind	L	6	0-0	2-2	19, 20
Sep 14	at Bal	L	7	1-1	2-2	44, 35
Sep 21	at SF	W	1	1-1	0-1	48N
Sep 28	Cin	L	2	2-2	0-1	35N
Oct 5	at Pit	W	9	3-4	2-2	19, 22
Oct 12	Oak	W	7	1-1	2-2	52, 32
Oct 19	SD	L	8	2-2	2-3	46N, 46, 42
Oct 26	at NE	L	3	0-0	1-1	29
Nov 9	at KC	L	8	2-2	2-2	50, 22
Nov 16	Arz	W	14	5-5	3-3	34, 24, 29
Nov 23	Pit	L	6	0-0	2-2	27, 31
Nov 30	at Sea	L	1	1-1	0-0	
Dec 8	StL	L	2	2-2	0-0	

Placed on Injured Reserve on 12/9 (Arm)

TOTALS 74 20-21 18-21 Long: 52

2004 (Cleveland)

Date	Opp	W/L	Pts	XP-XPA	FG-FGA	Kick-By-Kick
Sep 12	Bal	W	8	2-2	2-2	37, 25
Sep 19	at Dal	L	12	0-0	4-4	45, 23, 49, 22
Sep 26	at NYG	L	4	1-1	1-1	49
Oct 3	Was	W	5	2-2	1-1	30
Oct 10	at Pit	L	11	2-2	3-3	24, 34, 46
Oct 17	Cin	W	10	4-4	2-2	23, 33
Oct 24	Phi	L	7	4-4	1-1	38
Nov 7	at Bal	L	7	1-1	2-2	50, 29
Nov 14	Pit	L	4	1-1	1-1	31
Nov 21	NYJ	L	1	1-1	0-2	42N, 34N
Nov 28	at Cin	L	12	6-6	2-2	23, 29
Dec 5	NE	L	1	1-1	0-0	
Dec 12	at Buf	L	1	1-1	0-1	45N
Dec 19	SD	L	0	0-0	0-1	39N
Dec 26	at Mia	L	1	1-1	0-1	43N
Jan 2	at Hou	W	16	1-1	5-5	45, 22, 29, 45, 22

TOTALS 100 28-28 24-29 Long: 50

2005 (Cleveland)

Date	Opp	W/L	Pts	XP-XPA	FG-FGA	Kick-By-Kick
Sep 11	Cin	L	7	1-1	2-2	29, 34
Sep 18	at GB	W	8	2-3	2-2	21, 39
Sep 25	at Ind	L	6	0-0	2-2	40, 22
Oct 9	Chi	W	8	2-2	2-2	19, 44
Oct 16	at Bal	L	3	0-0	1-1	24
Oct 23	Det	L	4	1-1	1-1	30
Oct 30	at Hou	L	10	1-1	3-3	28, 29, 37
Nov 6	Ten	W	8	2-2	2-3	37, 19, 39N
Nov 13	at Pit	L	3	3-3	0-0	
Nov 20	Mia	W	10	1-2	3-3	23, 40, 24
Nov 27	at Min	L	6	0-0	2-2	32, 38
Dec 4	Jax	L	2	2-2	0-1	34N
Dec 11	at Cin	L	8	2-2	2-2	41, 29
Dec 18	at Oak	W	9	0-0	3-3	44, 24, 37
Dec 24	Pit	L	0	0-0	0-0	
Jan 1	Bal	W	8	2-2	2-2	21, 39

TOTALS 100 19-21 27-29 Long: 44

2006 (Cleveland)

Date	Opp	W/L	Pts	XP-XPA	FG-FGA	Kick-By-Kick
Sep 10	NO	L	2	2-2	0-0	
Sep 17	at Cin	L	5	2-2	1-1	30
Sep 24	Bal	L	2	2-2	0-0	
Oct 1	at Oak	W	6	3-3	1-2	48N, 28
Oct 8	at Car	L	12	0-0	4-4	41, 47, 22, 32
Oct 22	Den	L	1	1-1	0-0	
Oct 29	NYJ	W	8	2-2	2-3	47, 26N, 21
Nov 5	at SD	L	19	1-1	6-6	37, 20, 42, 30, 36, 35
Nov 12	at Atl	W	5	2-2	1-1	43
Nov 19	Pit	L	8	2-2	2-3	44N, 23, 35
Nov 26	Cin	L	0	0-0	0-1	48N
Dec 3	KC	W	7	4-4	1-1	33
Dec 7	at Pit	L	1	1-1	0-1	40N
Dec 17	at Bal	L	5	2-2	1-2	51, 47N
Dec 24	TB	L	1	1-1	0-1	31N
Dec 31	at Hou	L	6	0-0	2-3	48N, 43, 36

TOTALS 88 25-25 21-29 Long: 51

2007 (Cleveland)

Date	Opp	W/L	Pts	XP-XPA	FG-FGA	Kick-By-Kick
Sep 9	Pit	L	1	1-1	0-0	
Sep 16	Cin	W	15	6-6	3-3	39, 39, 18
Sep 23	at Oak	L	6	3-3	1-2	23, 40B
Sep 30	Bal	W	9	3-3	2-2	41, 20
Oct 7	at NE	L	5	2-2	1-1	42
Oct 14	Mia	W	11	5-5	2-2	40, 20
Oct 28	at StL	W	9	3-3	2-2	35, 45
Nov 4	Sea	W	7	1-2	2-2	19, 25
Nov 11	at Pit	L	4	4-4	0-1	52N
Nov 18	at Bal	W	15	3-3	4-5	35N, 28, 39, 51, 33
Nov 25	Hou	W	9	3-3	2-2	25, 27
Dec 2	at Arz	L	7	1-1	2-2	37, 22
Dec 9	at NYJ	W	6	3-3	1-1	49
Dec 16	Buf	W	6	0-0	2-2	35, 49
Dec 23	at Cin	L	2	2-2	0-0	
Dec 30	SF	W	8	2-2	2-3	23, 49

TOTALS 120 42-43 26-30 Long: 51

2008 (Cleveland)

Date	Opp	W/L	Pts	XP-XPA	FG-FGA	Kick-By-Kick
Sep 7	Dal	L	4	1-1	1-1	34
Sep 14	Pit	L	6	0-0	2-2	31, 38
Sep 21	at Bal	L	4	1-1	1-1	38
Sep 28	at Cin	W	8	2-2	2-2	25, 29
Oct 13	NYG	W	9	3-3	2-3	28, 51N, 26
Oct 19	at Was	L	3	0-0	1-2	37
Oct 26	at Jax	W	11	2-2	3-3	32, 20, 42
Nov 2	Bal	L	9	3-3	2-2	23, 54
Nov 6	Den	L	12	3-3	3-3	24, 52, 33
Nov 17	at Buf	W	17	2-2	5-5	40, 33, 43, 22, 56
Nov 23	Hou	L	6	0-0	2-3	32, 32, 39N
Nov 30	Ind	L	6	0-0	2-3	34, 25, 34N
Dec 7	at Ten	L	9	0-0	3-4	47, 41, 44N, 39
Dec 15	at Phi	L	4	1-1	1-1	27
Dec 21	Cin	L	0	0-0	0-0	
Dec 28	at Pit	L	0	0-0	0-1	53N

TOTALS 108 18-18 30-36 Long: 56

DAWSON'S GAME-BY-GAME

2009 (Cleveland)

Date	Opp	W/L	Pts	XP-XPA	FG-FGA	Kick-By-Kick
Sep 13	Min	L	8	2-2	2-2	37, 20
Sep 20	at Den	L	6	0-0	2-2	22, 47
Sep 27	at Bal	L	INACTIVE (Hamstring)			
Oct 4	Cin	L	INACTIVE (Hamstring)			
Oct 11	at Buf	W	INACTIVE (Hamstring)			
Oct 18	at Pit	L	INACTIVE (Hamstring)			
Oct 25	GB	L	INACTIVE (Hamstring)			
Nov 1	at Chi	L	0	0-1	0-0	
Nov 16	Bal	L	0	0-0	0-0	
Nov 22	at Det	L	9	3-3	2-2	44, 29
Nov 29	at Cin	L	1	1-1	0-0	
Dec 6	SD	L	5	2-2	1-2	43N, 49
Dec 10	Pit	W	7	1-1	2-2	29, 29
Dec 20	at KC	W	11	5-5	2-3	47, 30, 52N
Dec 27	Oak	W	11	2-2	3-3	42, 33, 34
Jan 3	Jax	W	11	2-2	3-3	27, 21, 33
TOTALS			69	18-19	17-19	Long: 49

2010 (Cleveland)


Date	Opp	W/L	Pts	XP-XPA	FG-FGA	Kick-By-Kick
Sep 12	at TB	L	2	2-2	0-1	62N
Sep 19	KC	L	2	2-2	0-1	42N
Sep 26	at Bal	L	5	2-2	1-1	38
Oct 3	Cin	W	11	2-2	3-3	30, 31, 22
Oct 10	Atl	L	4	1-1	1-1	19
Oct 17	at Pit	L	4	1-1	1-1	39
Oct 24	at NO	W	12	3-3	3-3	23, 21, 48
Nov 7	NE	W	10	4-4	2-2	38, 37
Nov 14	NYJ	L	8	2-2	2-2	34, 23
Nov 21	at Jax	L	8	2-2	2-4	51N, 38, 51N, 41
Nov 28	Car	W	6	3-3	1-1	41
Dec 5	at Mia	W	7	1-1	2-3	32, 47N, 23
Dec 12	at Buf	L	6	0-0	2-2	19, 25
Dec 19	at Cin	L	5	2-2	1-1	23
Dec 26	Bal	L	4	1-1	1-1	30
Jan 2	Pit	L	3	0-0	1-1	19
TOTALS			97	28-28	23-28	Long: 48

2011 (Cleveland)

Date	Opp	W/L	Pts	XP-XPA	FG-FGA	Kick-By-Kick
Sep 11	Cin	L	5	2-2	1-1	20
Sep 18	at Ind	W	9	3-3	2-2	20, 23
Sep 25	Mia	W	5	2-2	1-1	30
Oct 2	Ten	L	7	1-1	2-2	48, 51
Oct 16	at Oak	L	5	2-2	1-1	47
Oct 23	Sea	W	6	0-0	2-4	48B, 52, 53, 24B
Oct 30	at SF	L	4	1-1	1-1	52
Nov 6	at Hou	L	6	0-0	2-2	50, 51
Nov 13	StL	L	12	0-0	4-5	44, 32, 43, 27, 22N
Nov 20	Jax	W	2	2-2	0-1	38N
Nov 27	at Cin	L	8	2-2	2-3	32, 54, 55N
Dec 4	Bal	L	4	1-1	1-1	21
Dec 8	at Pit	L	3	0-0	1-1	20
Dec 18	at Arz	L	5	2-2	1-1	44
Dec 24	at Bal	L	2	2-2	0-0	
Jan 1	Pit	L	9	0-0	3-3	26, 45, 49
TOTALS			92	20-20	24-29	Long: 54

2012 (Cleveland)

Date	Opp	W/L	Pts	XP-XPA	FG-FGA	Kick-By-Kick
Sep 9	Phi	L	10	1-1	3-3	43, 42, 22
Sep 16	at Cin	L	9	3-3	2-2	50, 25
Sep 23	Buf	L	2	2-2	0-0	
Sep 27	at Bal	L	10	1-1	3-3	51, 50, 52
Oct 7	at NYG	L	9	3-3	2-2	32, 41
Oct 14	Cin	W	10	4-4	2-2	41, 38
Oct 21	at Ind	L	1	0-0	1-1	
Oct 28	SD	W	1	0-0	1-1	
Nov 4	Bal	L	15	0-0	5-5	32, 28, 29, 33, 41
Nov 18	at Dal	L	8	2-2	2-2	51, 37
Nov 25	Pit	W	8	2-2	2-2	28, 32
Dec 2	at Oak	W	8	2-2	2-3	41, 35, 28B
Dec 9	KC	W	12	3-3	3-3	23, 24, 34
Dec 16	Was	L	3	3-3	0-0	
Dec 23	at Den	L	6	0-0	2-2	27, 53
Dec 30	at Pit	L	4	1-1	1-2	39N, 51
TOTALS			116	29-29	29-31	Long: 53



ALEX DEBNIAK

FULLBACK

H: 6-2 W: 240

BORN 1.5.90 // HUDSONVILLE, MI // HUDSONVILLE HS, HUDSONVILLE, MI
STANFORD // ROOKIE // ACQUIRED FA IN '13

Alex Debniak will spend his 1st NFL season on the Injured Reserve after suffering a season-ending Achilles injury during the offseason OTAs. Debniak played his collegiate ball at Stanford University, where he learned from former Cardinal head coach and current 49ers head coach Jim Harbaugh for three years.

// 2013 HIGHLIGHTS

- Placed on the Injured Reserve on 6/11.

// TRANSACTIONS

Originally signed as an undrafted free agent by SF on 5/7/13.

// COLLEGE

Saw action in 47 games over his five-year career at Stanford, where he played LB and on special teams units for the Cardinal. Tallied 56 tackles, 5.0 sacks, 6 TFLs and 2 FFs during his collegiate career. As a fifth-year senior in 2012, played in 14 games and registered 24 tackles, 4.0 sacks and 2 FFs. Was named All-Pac-12 honorable mention on special teams and earned Stanford's Outstanding Senior Award. In 2011, played in 12 games and finished the year with 10 tackles and 1 TFL and earned the Phil Moffat Award for the team's best special teams player. Played in 13 games in 2010, recording 18 tackles, 1.0 sack and 1 TFL. Redshirted in 2009. Played in 8 games as a true freshman in 2008, and finished the year with 4 tackles.

// PERSONAL

- Attended Hudsonville (MI) HS, where he registered 153 tackles and 26.0 sacks. As a senior, rushed for 1,387 yds. and 18 TDs on 167 carries., earning all-state, all-area and all-conference honors.
- Also competed on the track and field squad, where he set seven school records.
- Majored in human biology.



QUINTON DIAL

71

DEFENSIVE TACKLE

H: 6-5 W: 318

BORN 7.21.90 // PINSON, AL // CLAY-CHALKVILLE HS, CLAY, AL
ALABAMA // ROOKIE // ACQUIRED D-5 IN '13

Quinton Dial displayed a knack for making plays in big games at Alabama. Blessed with great size, he was used extensively along the defensive line. Dial notched 2.5 sacks, 45 tackles and 7.5 tackles for loss during his two years with the Crimson Tide.

// 2013 HIGHLIGHTS

- Placed on the Reserve/NFI List on 8/27.

// GOLDMINE

- Dial's 'church family' has played a major role in his life and has helped positively impact him, making him the man he is today. "They have supported me a lot throughout the years," said Dial. "They encouraged me and prayed with me. I would say my church family is my biggest supporter that I have right now and has helped me to get where I am today."
- Can you imagine going to the grocery store and seeing a 6-4 270 pound, 16-year old bag boy? In Clay, AL it was a reality because one of Dial's part-time jobs growing up was bagging groceries and pushing carts at his local grocery store. He also worked as a cook at a barbecue restaurant and cut grass to try to make some extra money.

// TRANSACTIONS

Originally a 5th-round (157th overall) draft choice by SF in 2013.

// COLLEGE

Played in 25 games for the Crimson Tide and registered 45 tackles, 2.5 sacks and 7.5 TFLs. As a senior, played in 13 games and notched 21 tackles, 1.5 sacks and 4.5 TFLs. During his junior year, played in 12 games tallying 1.0 sack, 3 TFLs and 24 tackles. Attended East Mississippi Community College where he was a standout at nose guard. As a freshman at EMCC, made 24 tackles with 3.0 sacks.

// PERSONAL

- Attended Clay-Chalkville (Clay, AL) HS and was rated the 33rd-best defensive tackle in the nation by Rivals.com.
- As a senior, was a member of the Alabama Sports Writers Association's Super 12 team, named First-Team All-State and was the 2008 ASWA's 6A Defensive Lineman of the Year.
- Was named second-team all-state by *The Birmingham News*.
- Born Quinton Dial (7/21/90) in Pinson, AL.



ANTHONY DIXON

24

RUNNING BACK
H: 6-1 W: 233
**BORN 9.24.87 // JACKSON, MS // TERRY HS, TERRY, MS
MISSISSIPPI STATE // 4TH YEAR // ACQUIRED D-6A IN '10**

Anthony Dixon is deceptively agile and quick for a back his size. Since entering the NFL in 2010 as the 1st of 3, 6th-round draft choices (173rd overall), he has appeared in every game (48 regular season & 5 postseason games). In 2012, Dixon recorded 78 yards on the ground and 2 TDs, while making significant contributions on special teams, ranking 4th on those units in production points (621). Dixon had to overcome a variety of obstacles growing up, which included being homeless for quite some time. He and his three brothers have proven to be extremely resilient, as each has gone on to have successful athletic careers.

// GOLDMINE

• Anthony was put in a unique situation when he was 10 years old. His parents had divorced the previous year and debts piled on to where the family became homeless. "As soon as we hit rock bottom, I knew what time it was," explained Dixon. "It was time for me to step up and become the man of the house. I'm just trying to provide for my family and provide for my momma so she doesn't have to go through that again. I'm really just sacrificing my body for them." Dixon had a lot of free time on his hands growing up while his mom worked three different jobs. It was his responsibility to watch his younger brothers until his mom got home from work. "I had to grow up before it was my time, but it made me stronger today just seeing that and going through that."

- Anthony was the co-recipient (with FB Will Tukuafu) of the 2010 Thomas Herrion Award. The award is presented annually to a rookie or first-year player who has taken advantage of every opportunity, turned it into a positive and made their dream come true.
- Dixon has become the self proclaimed "cook" for his teammates during the offseason. Picking up tips here and there at a young age from his mother, Velma, father, Anthony, and uncle, Tommy. Growing up in the south, grilling and cooking was a frequent occurrence. "It's not hard, all you have to do is sit there, flip it, get it nice and it will do its own thing," Dixon said. "Once I figured that much out, I said, I like this. I can do this, it's easy."

DIXON'S CAREER STATISTICS

YEAR	TEAM	GP	GS	ATT	RUSHING				NO	RECEIVING			
					YDS	AVG	LG	TD		YDS	AVG	LG	TD
2010	SF	16	0	70	237	3.4	34	2	5	11	2.2	8	0
2011	SF	16	0	29	87	3.0	9	2	1	6	6.0	6	0
2012	SF	16	0	21	78	3.7	9	2	0	0	—	—	0
2013	SF												
TOTALS		48	0	120	402	3.4	34	6	6	17	2.8	8	0

PLAYOFFS

YEAR	TEAM	GP	GS	ATT	RUSHING				NO	RECEIVING			
					YDS	AVG	LG	TD		YDS	AVG	LG	TD
2011	SF	2	0	3	3	1.0	3	0	0	0	—	—	0
2012	SF	3	0	2	6	3.0	4	1	0	0	—	—	0
TOTALS		5	0	5	9	1.8	4	1	0	0	—	—	0

Additional Statistics:

Special Teams Tackles: Regular Season – 24: 2010 (9), 2011 (7), 2012 (8); Postseason – 2: 2011 (1), 2012 (1)

Milestones:

NFL Debut: at Sea. (9/12/10); **First Rushing TD:** vs. NO (9/20/10 – 2–yd. run); **First Reception:** at Arz. (11/29/10 – 5–yd. recept. from QB Troy Smith)

DIXON'S CAREER HIGHS

Rushes: 14 (2 times) Last vs. Sea. (12/10/10)
Rushing Yards: 60 vs. Sea. (12/12/10)
Long Rush: 34 vs. Sea. (12/12/10)

Rushing TDs: 1 (6 times) Last vs. Mia. (12/9/12)
Receptions: 1 (6 times) Last at STL (1/1/12)
Long Reception: 8 vs. Sea. (12/12/10)

// TRANSACTIONS

Originally the first of three 6th-round (173rd overall) draft choices by SF in 2010.

// AWARDS & HONORS

2010: Thomas Herrion Award (Co-recipient with DT Will Tukuafu)

// 2012

- Scored 1st TD of the season on a 3-yd. run vs. Buf. (10/7).
- Notched his 2nd TD of the season on a 1-yd. run in the 4th qtr. vs. Mia. (12/9). Also led the team with 2 special teams tackles on the day.
- Scored the game's final TD on a 2-yd. run in the 4th qtr. vs. GB (1/12/13) (NFC-D).
- Picked up a key first down at Atl. (1/20/13 - NFC-C), gaining 4 yds. on 3rd-and-1 in the 4th qtr. which led to the game-winning TD.

// 2011

- Registered his third career rushing TD vs. TB (10/9) on a 1-yd. run in 48-3 win.
- Notched his 2nd TD of the season and 4th of his career on a 1-yd. TD run in the 4th qtr. at StL (1/1).

// 2010

- Scored on a 2-yd. TD run on his first career carry vs. NO (9/20). He became the first RB in the NFL to score a TD on his first career carry since Jacksonville Jaguars RB Montell Owens vs. Hou. (9/28/08). The last 49er to score a TD on his first career carry was WR Terrell Owens at StL (10/25/98).
- Rushed for a then career-high 54 yds. and 1 TD on 14 carries at Arz. (11/29).
- Rushed for a career-high 60 yds. and tied his career-high with 14 carries vs. Sea. (12/12).

// COLLEGE

Played in 48 games (40 starts) and set school records with 3,994 yds. on 910 carries (4.4 ypc) and 42 TDs rushing. Also added 56 receptions for 449 yds. and 4 TDs through the air. Became the 7th player in SEC history to lead his team in rushing four separate years. Only RB Herschel Walker (994 carries) had more carries in SEC history, while his 42 TDs rank t-6th in SEC history. Eclipsed the 100-yd. plateau in 17 games, surpassing RB Jerious Norwood's school record of 13, 100-yd. Set the school record for most points in a career (276) and most all-purpose yds. (4,443 yds.). Earned first-team All-SEC honors as well as third-team All-American honors, as a senior. Rushed for a school-record 1,391 yds. on 257 carries and 12 TDs in 2009, while breaking Mississippi State's record for most 100-yd. games in a season (8). His 126.5 ypg led the SEC and ranked 6th in the nation. Appeared in 12 games as a true freshman and set numerous school single-season records for freshman, while leading the team with 668 yds. on 169 carries and 9 TDs.

// PERSONAL

- Attended Terry (Terry, MS) HS, where he was named first-team all-state by the *Jackson Clarion-Ledger* and the Mississippi Association of Coaches following his senior season, when he rushed for 2,683 yds. on 204 carries and 31 TDs. Also earned Metro POY honors as he gained over 150 yds. in 11 of 13 contests and led his team to the state quarterfinals. Selected to play in the Mississippi-Alabama High School All-Star Game.
- Was also a standout baseball player.
- Has three brothers, two of which are pursuing careers in professional sports. Rashun is an outfielder for the Stockton Ports an Oakland A's minor league affiliate. Deshun is in the Tampa Bay Rays minor league system. Antwon, played safety at Midwestern State.
- Lists music as his No. 1 hobby. "I listen to just about everything. I love music that tells a good story. It's good for critical thinking. In some ways I think it can help you grow."
- As a youth, he bailed hay as a part-time job.
- Born Anthony Rishard Dixon (9/24/87) in Jackson, MS.

DIXON'S GAME-BY-GAME

2010

Date	Opp	W/L	P/S	Rsh	Yds	Avg	Lg	TD	Rec	Yds	TD
Sep 12	at Sea	L	1/0	0	0	0.0	0	0	0	0	0
Sep 20	NO	L	1/0	1	2	2.0	2t	1	0	0	0
Sep 26	at KC	L	1/0	0	0	0.0	0	0	0	0	0
Oct 3	at Atl	L	1/0	1	3	3.0	3	0	0	0	0
Oct 10	Phi	L	1/0	0	0	0.0	0	0	0	0	0
Oct 17	Oak	W	1/0	1	9	9.0	9	0	0	0	0
Oct 24	at Car	L	1/0	1	-6	-6.0	-6	0	0	0	0
Oct 31	Den	W	1/0	5	11	2.2	4	0	0	0	0
Nov 14	StL	W	1/0	1	-1	-1.0	-1	0	0	0	0
Nov 21	TB	L	1/0	0	0	0.0	0	0	0	0	0
Nov 29	at Arz	W	1/0	14	54	3.9	9	1	1	-5	0
Dec 5	at GB	L	1/0	9	33	3.7	17	0	1	4	0
Dec 12	Sea	W	1/0	14	60	4.3	34	0	1	8	0
Dec 16	at SD	L	1/0	6	33	5.5	17	0	1	2	0
Dec 26	at StL	L	1/0	6	17	2.8	5	0	0	0	0
Jan 2	Arz	W	1/0	11	22	2.0	8	0	1	2	0
TOTALS			16/0	70	237	3.4	34	2	5	11	0

2012

Date	Opp	W/L	P/S	Rsh	Yds	Avg	Lg	TD	Rec	Yds	TD
Sep 9	at GB	W	1/0	0	0	-	-	0	0	0	0
Sep 16	Det	W	1/0	0	0	-	-	0	0	0	0
Sep 23	at Min	L	1/0	0	0	-	-	0	0	0	0
Sep 30	at NYJ	W	1/0	4	16	4.0	7	0	0	0	0
Oct 7	Buf	W	1/0	4	21	5.3	9	1	0	0	0
Oct 14	NYG	L	1/0	0	0	-	-	0	0	0	0
Oct 18	Sea	W	1/0	0	0	-	-	0	0	0	0
Oct 29	at Arz	W	1/0	0	0	-	-	0	0	0	0
Nov 11	StL	T	1/0	0	0	-	-	0	0	0	0
Nov 19	Chi	W	1/0	3	6	2.0	4	0	0	0	0
Nov 25	at NO	W	1/0	1	5	5.0	5	0	0	0	0
Dec 2	at StL	L	1/0	0	0	-	-	0	0	0	0
Dec 9	Mia	W	1/0	2	9	4.5	8	1	0	0	0
Dec 16	at NE	W	1/0	2	7	3.5	5	0	0	0	0
Dec 23	at Sea	L	1/0	2	8	4.0	6	0	0	0	0
Dec 30	Arz	W	1/0	3	6	2.0	4	0	0	0	0
TOTALS			16/0	21	78	3.7	9	2	0	0	0

2011

Date	Opp	W/L	P/S	Rsh	Yds	Avg	Lg	TD	Rec	Yds	TD
Sep 11	Sea	W	1/0	0	0	0.0	0	0	0	0	0
Sep 18	Dal	L	1/0	1	6	6.0	6	0	0	0	0
Sep 25	at Cin	W	1/0	0	0	0.0	0	0	0	0	0
Oct 2	at Phi	W	1/0	0	0	0.0	0	0	0	0	0
Oct 9	TB	W	1/0	2	4	2.0	3	1	0	0	0
Oct 16	at Det	W	1/0	1	0	0.0	0	0	0	0	0
Oct 30	Cle	W	1/0	0	0	0.0	0	0	0	0	0
Nov 6	at Was	W	1/0	0	0	0.0	0	0	0	0	0
Nov 13	NYG	W	1/0	2	10	5.0	8	0	0	0	0
Nov 20	Arz	W	1/0	7	32	4.6	9	0	0	0	0
Nov 24	at Bal	L	1/0	0	0	0.0	0	0	0	0	0
Dec 4	StL	W	1/0	3	2	0.7	3	0	0	0	0
Dec 11	at Arz	L	1/0	0	0	0.0	0	0	0	0	0
Dec 19	Pit	W	1/0	5	12	2.4	4	0	0	0	0
Dec 24	at Sea	W	1/0	0	0	0.0	0	0	0	0	0
Jan 1	at StL	W	1/0	8	21	2.6	5	1	1	6	0
TOTALS			16/0	29	87	3.0	9	2	1	6	0

2012 Postseason

Date	Opp	W/L	P/S	Rsh	Yds	Avg	Lg	TD	Rec	Yds	TD
Jan 12	GB	W	1/0	1	2	2.0	2t	1	0	0	0
Jan 20	at Atl	W	1/0	1	4	4.0	4	0	0	0	0
Feb 3	Bal	L	1/0	0	0	-	-	0	0	0	0
TOTALS			3/0	2	6	3.0	4	1	0	0	0

2011 Postseason

Date	Opp	W/L	P/S	Rsh	Yds	Avg	Lg	TD	Rec	Yds	TD
Jan 14	NO	W	1/0	0	0	0.0	0	0	0	0	0
Jan 22	NYG	L	1/0	3	3	1.0	3	0	0	0	0
TOTALS			1/0	3	3	1.0	3	0	0	0	0



DEMARCUS DOBBS

83

TIGHT END/DEFENSIVE TACKLE
H: 6-2 W: 282
**BORN 11.30.87 // SAVANNAH, GA // CALVARY BAPTIST HS, SAVANNAH, GA
GEORGIA // 3RD YEAR // ACQUIRED FA IN '11**

As an undrafted free agent, Demarcus Dobbs took advantage of every opportunity presented to him throughout the 2011 training camp to earn a spot on the 49ers 53-man roster. With Dobbs, QB Scott Tolzien and NT Ian Williams making the 2011 opening day roster, it marked the first time since 2001 that the 49ers had at least three undrafted rookie free agents make the team (4 in 2001 - DT John Schlect, LB Quincy Stewart, LB Shane Elam and P Jason Baker). In 2012, Dobbs proved even more valuable to the 49ers by becoming a rare, two-way player at both tight end and defensive tackle while also appearing on special teams, where he played in every phase of those units.

// GOLDMINE

- After growing up in foster care and overcoming a multitude of obstacles that would discourage almost anyone, Dobbs poured himself into his schoolwork and vowed to graduate high school – something no one in his family had yet accomplished. While working diligently in school, he managed to shine on the football field as well, earning a football scholarship to the University of Georgia. Dobbs excelled academically at Georgia, just as he had done his whole life. He majored in consumer economics and earned his degree a year early so that he would be able to have internships and job experience during his final year of football eligibility. After graduation, Dobbs was hopeful – but always realistic – about his chances of playing in the NFL. Many speculated he would be drafted, but when he did not receive a phone call from a team on draft night, Dobbs did not give up. He and his agent looked over NFL rosters and decided that he would fit best in San Francisco. They could not have been more accurate. Dobbs worked tirelessly during 49ers training camp and preseason. He impressed players, coaches and staff with his determination and athletic ability. “I’ve always been a guy to work hard,” Dobbs said. “I was voted the Defensive Leadership Award by the coaches at Georgia. I’ve always been a guy that gave great effort on the field. When I got here, I knew each day I was going to push hard and whatever happens, happens. As long as I can say that I gave my all and I did all I could do.”

DOBBS' CAREER STATISTICS

YEAR	TEAM	GP	GS	TACKLES					INTERCEPTIONS					FUMBLES			
				TOT	SOL	AST	SACKS	YDS	INT	YDS	LG	TD	PD	FF	FR	YDS	
2011	SF	12	0	3	1	2	0.0	0.0	0	0	0	0	0	0	0	0	0
2012	SF	12	0	7	3	4	0.0	0.0	0	0	0	0	0	0	0	0	0
2013	SF																
TOTALS		24	0	10	4	6	0.0	0.0	0	0	0	0	0	0	0	0	0

PLAYOFFS

YEAR	TEAM	GP	GS	TACKLES					INTERCEPTIONS					FUMBLES			
				TOT	SOL	AST	SACKS	YDS	INT	YDS	LG	TD	PD	FF	FR	YDS	
2011	SF	2	0	0	0	0	0.0	0.0	0	0	0	0	0	0	0	0	0
2012	SF	–	–	–	–	–	–	–	–	–	–	–	–	–	–	–	–
TOTALS		2	0	0	0	0	0.0	0.0	0	0	0	0	0	0	0	0	0

Additional Statistics:

Special Teams Tackles: Regular Season – 3: 2012 (3)

Milestones:

NFL Debut: vs. TB (10/9/11)

DOBBS' CAREER HIGHS

Total Tackles: 2 (3 times) Last vs. StL (11/11/12)

Assists: 2 vs. StL (12/4/11)

Solo: 1 (4 times) Last vs. StL (11/11/12)

// TRANSACTIONS

Originally signed as an undrafted free agent with SF on 7/27/11.

// 2012

- Placed on Injured Reserve List on 12/11, after appearing in 12 games, primarily on special teams.

// 2011

- Made NFL debut vs. TB (10/9) at DT.
- Saw extended action on defensive line vs. Cle. (10/30) in place of injured DT Ray McDonald.
- Notched his first tackle of his career vs. StL (12/4), posting 2 stops.

// COLLEGE

Saw action in 52 games (27 starts) for the Bulldogs, accumulating 78 tackles, 41 QBPs, 11 TFLs, 7.5 sacks, 6 PDs, 4 FFs, and 2 INTs. As a senior, appeared in 13 games (10 starts), recording 28 tackles and 15 quarterback pressures. In 2009, started all 13 games, notching 39 tackles including 4.5 sacks and 14 quarterback pressures. Also was the recipient of Joseph E. Espy Football Scholarship. As a sophomore, appeared in 13 games (4 starts), recording 19 tackles, eight quarterback hurries and an INT (returned for a TD). As a freshman, appeared in 13 games providing depth on the defensive line and played on special teams. Red-shirted in 2006.

// PERSONAL

- Attended Calvary Baptist HS in Savannah, GA, and was a first-team all-state selection by *The Atlanta Journal-Constitution* and Super Southern 100.
- Born Demarcus Dobbs (11/30/87) in Savannah, GA.
- Graduated with a degree in consumer economics.

// INJURY REPORT

2012: Suffered a knee injury vs. Mia. (12/9) and was placed on injured reserve, missing the final 3 games of the season.

DOBBS' GAME-BY-GAME

2011														
Date	Opp	W/L	P/S	Tot	Sol	Ast	Sk	Yds	Int	Yds	PD	FF	FR	Yds
Sep 11	Sea	W	-	-	-	-	INACTIVE	-	-	-	-	-	-	-
Sep 18	Dal	L	-	-	-	-	INACTIVE	-	-	-	-	-	-	-
Sep 25	at Cin	W	-	-	-	-	INACTIVE	-	-	-	-	-	-	-
Oct 2	at Phi	W	-	-	-	-	INACTIVE	-	-	-	-	-	-	-
Oct 9	TB	W	1/0	0	0	0	0.0	0.0	0	0	0	0	0	0
Oct 16	at Det	W	1/0	0	0	0	0.0	0.0	0	0	0	0	0	0
Oct 30	Cle	W	1/0	0	0	0	0.0	0.0	0	0	0	0	0	0
Nov 6	at Was	W	1/0	0	0	0	0.0	0.0	0	0	0	0	0	0
Nov 13	NYG	W	1/0	0	0	0	0.0	0.0	0	0	0	0	0	0
Nov 20	Arz	W	1/0	0	0	0	0.0	0.0	0	0	0	0	0	0
Nov 24	at Bal	L	1/0	0	0	0	0.0	0.0	0	0	0	0	0	0
Dec 4	StL	W	1/0	2	0	2	0.0	0.0	0	0	0	0	0	0
Dec 11	at Arz	L	1/0	0	0	0	0.0	0.0	0	0	0	0	0	0
Dec 19	Pit	W	1/0	0	0	0	0.0	0.0	0	0	0	0	0	0
Dec 24	at Sea	W	1/0	0	0	0	0.0	0.0	0	0	0	0	0	0
Jan 1	at StL	W	1/0	1	1	0	0.0	0.0	0	0	0	0	0	0
TOTALS			12/0	3	1	2	0.0	0.0	0	0	0	0	0	0

2011 Postseason

Date	Opp	W/L	P/S	Tot	Sol	Ast	Sk	Yds	Int	Yds	PD	FF	FR	Yds
Jan 14	NO	W	1/0	0	0	0	0.0	0.0	0	0	0	0	0	0
Jan 22	NYG	L	1/0	0	0	0	0.0	0.0	0	0	0	0	0	0
TOTALS			1/0	0	0	0	0.0	0.0	0	0	0	0	0	0

2012														
Date	Opp	W/L	P/S	Tot	Sol	Ast	Sk	Yds	Int	Yds	PD	FF	FR	Yds
Sep 9	at GB	W	1/0	0	0	0	0.0	0.0	0	0	0	0	0	0
Sep 16	Det	W	1/0	0	0	0	0.0	0.0	0	0	0	0	0	0
Sep 23	at Min	L	1/0	1	1	0	0.0	0.0	0	0	0	0	0	0
Sep 30	at NYJ	W	1/0	0	0	0	0.0	0.0	0	0	0	0	0	0
Oct 7	Buf	W	1/0	2	1	1	0.0	0.0	0	0	0	0	0	0
Oct 14	NYG	L	1/0	0	0	0	0.0	0.0	0	0	0	0	0	0
Oct 18	Sea	W	1/0	1	0	1	0.0	0.0	0	0	0	0	0	0
Oct 29	at Arz	W	1/0	0	0	0	0.0	0.0	0	0	0	0	0	0
Nov 11	StL	T	1/0	2	1	1	0.0	0.0	0	0	0	0	0	0
Nov 19	Chi	W	1/0	0	0	0	0.0	0.0	0	0	0	0	0	0
Nov 25	at NO	W	1/0	1	0	1	0.0	0.0	0	0	0	0	0	0
Dec 2	at StL	L	-	-	-	INACTIVE	-	-	-	-	-	-	-	-
Dec 9	Mia	W	1/0	0	0	0	0.0	0.0	0	0	0	0	0	0
PLACED ON INJURED RESERVE ON 12/11 (KNEE)														
TOTALS			12/0	7	3	4	0.0	0.0	0	0	0	0	0	0



GLENN DORSEY

90

DEFENSIVE LINE
H: 6-1 W: 297
**BORN 8.1.85 // BATON ROUGE, LA // EAST ASCENSION HS, GONZALES, LA
LOUISIANA STATE // 6TH YEAR // ACQUIRED FA IN '13**

Glenn Dorsey is entering his 6th season in the NFL, and first with the 49ers, after having originally been selected by the Kansas City Chiefs in the 1st round (5th overall) of the 2008 NFL Draft. He became the Chiefs first defensive tackle to ever start all 16 games as a rookie. Dorsey went on to lead the defensive line with 60 tackles in 2010, and repeated that total in 2011. Dorsey grew up in Gonzales, LA, and went on to play at Louisiana State University where he became the first player in LSU history to win the Lombardi, Outland, Nagurski and Lott awards while helping the Tigers win the BCS National Championship in 2007.

// GOLDMINE

- Growing up, Dorsey's grandmother, Pearl Nabor, introduced him to the San Francisco 49ers, foreshadowing his future with the team, "I use to watch the 49ers all the time when they had WR Jerry Rice and all of those great players. I use to watch them with my grandma. That was her favorite team. When I came here, it was like wow, I use to watch these guys all the time. This was my favorite team and now I get to play for them. My grandmother passed away a few years ago, but she was the person that turned me on to the 49ers."
- In 2011, Dorsey teamed up with PETA, urging dog owners across the country to protect their pets during harsh weather conditions by bringing them indoors. "I love my dog. I don't have any kids, so he's like my best friend. PETA came to my house and did a photo shoot with myself, and my three-year-old English Bulldog, Bugsy. It was cool. It was a good deal working with PETA. It was for a good cause and it was fun."

DORSEY'S CAREER STATISTICS

YEAR	TEAM	GP	GS	TACKLES					INTERCEPTIONS					FUMBLES		
				TOT	SOL	AST	SACKS	YDS	INT	YDS	LG	TD	PD	FF	FR	YDS
2008	KC	16	16	50	41	9	1.0	1.0	0	0	–	0	1	1	0	0
2009	KC	15	14	45	35	10	1.0	1.0	0	0	–	0	1	0	3	0
2010	KC	16	16	60	38	22	2.0	16.0	0	0	–	0	1	0	1	0
2011	KC	15	15	60	41	19	0.0	0.0	0	0	–	0	0	0	0	0
2012	KC	4	4	7	4	3	0.0	0.0	0	0	–	0	0	0	0	0
2013	SF															
TOTALS		66	65	222	159	63	4.0	18.0	0	0	–	0	3	1	4	0

PLAYOFFS

YEAR	TEAM	GP	GS	TACKLES					INTERCEPTIONS					FUMBLES		
				TOT	SOL	AST	SACKS	YDS	INT	YDS	LG	TD	PD	FF	FR	YDS
2010	KC	1	1	10	4	6	0.0	0.0	0	0	–	0	0	0	0	0
TOTALS		1	1	10	4	6	0.0	0.0	0	0	–	0	0	0	0	0

Milestones:

NFL Debut: at NE (9/7/08); **First Start:** at NE (9/7/08); **First Sack:** at SD (11/9/08 – QB Philip Rivers); **First FF:** at Car. (10/5/08 – RB Jonathan Stewart); **First FR:** vs. NYG (10/4/09 – QB Eli Manning)

DORSEY'S CAREER HIGHS

Total Tackles: Regular Season – 9 at NYJ (12/11/11); Postseason – 10 vs. Bal (1/9/11)
Solo: 7 at NYJ (12/11/11)
Assists: 4 at Ind. (10/10/10)

Sacks: 1.0 (3 times) Last at Ten. (12/26/10)
Passes Defensed: Regular Season – 1 (3 times) Last at StL (12/19/10)
Forced Fumbles: 1 at Car. (10/5/08)
Fumble Recoveries: 2 vs. Den. (12/6/09)

// TRANSACTIONS

Originally selected in the 1st-round (5th overall) by KC in the 2008 NFL Draft...Signed a six-year deal (voidable to five) with KC on 7/26/08...Declared a free agent on 3/12/13...Signed a two-year contract with SF on 3/13/13.

// 2012 (KANSAS CITY)

- Started 4 games at right DE, recording 7 tackles, including 1 TFL.
- Posted 2 tackles and 1 TFL vs. Atl. (9/9).
- Compiled 3 tackles at Buf. (9/16).
- Recorded 1 tackle at NO (9/26).
- Was inactive with a calf injury for 4 straight games, vs. SD (9/30), vs. Bal. (10/7), at TB (10/14) and vs. Oak. (10/28).
- Registered 1 tackle at SD (11/1) before leaving the game with a leg injury. He subsequently was placed on the injured reserve (11/12) with a calf injury.

// 2011 (KANSAS CITY)

- Started 15 games at right DE and was inactive for 1 game at NE (22/21) with a knee injury. He tallied 60 tackles and 2.0 TFLs.
- Set a regular season career-high with 9 tackles at NYJ (12/11).

// 2010 (KANSAS CITY)

- Started all 16 games at right DE and led the D-line with 60 tackles. Also recorded 2.0 sacks, 1.5 TFLs, 1 FR and 1 PD.
- Set a postseason career-high with 10 tackles in the AFC Wild Card game vs. Bal. (1/9/11).

// 2009 (KANSAS CITY)

- Played in 15 games (14 starts), opening 13 contests at right DE and one at left DE. Tallied 45 tackles, 1.0 sack, 3 FRs and 1 PD.
- Was inactive with a knee injury vs. Cle. (12/20), ending a streak of 29 consecutive starts.
- Recovered a career-high 2 fumbles vs. Den. (12/6).

// 2008 (KANSAS CITY)

- Started all 16 games at right DT, registering 50 tackles, 1.0 sack, 1 FF and 1 PD.
- Took down QB Philip Rivers at SD (11/9) to record his first sack in the NFL.

// COLLEGE

Appeared in 51 college games (30 starts), at LSU and collected 179 tackles, 13.0 sacks, 2 FFs, 27 TFLs and 4 PDs. Played in 14 games (13 starts) as a senior in 2007, and recorded 69 tackles, 7.0 sacks, 12.5 TFLs, 1 FF and 3 PDs. He was a consensus First-Team All-American selection, as well as a First-Team All-SEC honoree and the SEC Defensive Player of the Year, and the recipient of the Lombardi, Outland, Nagurski and Lott Awards. Helped lead LSU to a victory over Ohio State in the 2007 BCS National Championship. In 2006, started all 13 contests, totaling 64 tackles, 3.0 sacks and 8.5 TFLs to earn First-Team All-America and All-SEC accolades. Played in 13 games (1 start) in 2005 as a sophomore, and registered 28 tackles, 3.0 sacks and 4 TFLs. As a true freshman in 2004, he played in 11 games (3 starts), recording 18 tackles, 2.0 TFLs, 1 FF and 1 PD.

// PERSONAL

- Earned First-Team All-American honors at East Ascension (LA) HS.
- Born Glenn Te'xton Jamon Dorsey (7/1/85) in Baton Rouge, LA.
- Majored in Interdisciplinary Studies.

// INJURY REPORT

- 2009:** Inactive vs. Cle. (12/20) with a knee injury.
- 2011:** Inactive at NE (11/21) with a knee injury.
- 2012:** Inactive for 4 games [vs. SD (9/30), vs. Bal. (10/7), at TB (11/14) and vs. Oak. (11/28)] with a calf injury. Was placed on Injured Reserve for the remainder of the season on 11/12 with a calf injury.

DORSEY'S GAME-BY-GAME

2008 (Kansas City)

Date	Opp	W/L	P/S	Tot	Sol	Ast	Sk	Yds	Int	Yds	PD	FF	FR	Yds
Sep 7	at NE	L	1/1	1	0	1	0.0	0.0	0	0	0	0	0	0
Sep 14	Oak	L	1/1	4	4	0	0.0	0.0	0	0	0	0	0	0
Sep 21	at Atl	L	1/1	6	5	1	0.0	0.0	0	0	0	0	0	0
Sep 28	Den	W	1/1	5	5	0	0.0	0.0	0	0	0	0	0	0
Oct 5	at Car	L	1/1	3	3	0	0.0	0.0	0	0	0	1	0	0
Oct 19	Ten	L	1/1	3	3	0	0.0	0.0	0	0	0	0	0	0
Oct 26	at NYJ	L	1/1	1	1	0	0.0	0.0	0	0	0	0	0	0
Nov 2	TB	L	1/1	3	3	0	0.0	0.0	0	0	0	0	0	0
Nov 9	at SD	L	1/1	5	3	2	1.0	1.0	0	0	0	0	0	0
Nov 16	NO	L	1/1	5	3	2	0.0	0.0	0	0	0	0	0	0
Nov 23	Buf	L	1/1	1	1	0	0.0	0.0	0	0	0	0	0	0
Nov 30	at Oak	W	1/1	3	2	1	0.0	0.0	0	0	0	0	0	0
Dec 7	at Den	L	1/1	3	3	0	0.0	0.0	0	0	0	0	0	0
Dec 14	SD	L	1/1	0	0	0	0.0	0.0	0	0	0	0	0	0
Dec 21	Mia	L	1/1	1	1	0	0.0	0.0	0	0	0	0	0	0
Dec 28	at Cin	L	1/1	6	4	2	0.0	0.0	0	0	1	0	0	0
TOTALS				16/16	50	41	9	1.0 0.0	0	0	1	1	0	0

2009 (Kansas City)

Date	Opp	W/L	P/S	Tot	Sol	Ast	Sk	Yds	Int	Yds	PD	FF	FR	Yds
Sep 13	at Bal	L	1/1	2	2	0	0.0	0.0	0	0	0	0	0	0
Sep 20	Oak	L	1/1	5	2	3	0.0	0.0	0	0	1	0	0	0
Sep 27	at Phi	L	1/1	0	0	0	0.0	0.0	0	0	0	0	0	0
Oct 4	NYG	L	1/1	2	1	1	0.0	0.0	0	0	0	0	1	0
Oct 11	Dal	L	1/1	3	3	0	0.0	0.0	0	0	0	0	0	0
Oct 18	at Was	W	1/1	6	5	1	0.0	0.0	0	0	0	0	0	0
Oct 25	SD	L	1/1	2	2	0	0.0	0.0	0	0	0	0	0	0
Nov 8	at Jax	L	1/1	3	1	2	0.0	0.0	0	0	0	0	0	0
Nov 15	at Oak	W	1/1	5	4	1	0.0	0.0	0	0	0	0	0	0
Nov 22	Pit	W	1/1	4	4	0	0.0	0.0	0	0	0	0	0	0
Nov 29	at SD	L	1/1	6	5	1	0.0	0.0	0	0	0	0	0	0
Dec 6	Den	L	1/1	3	2	1	0.0	0.0	0	0	0	0	0	2
Dec 13	Buf	L	1/1	1	1	0	0.0	0.0	0	0	0	0	0	0
Dec 20	Cle	L	-	-	-	-	-	-	-	-	-	-	-	-
Dec 27	at Cin	L	1/1	2	2	0	0.0	0.0	0	0	0	0	0	0
Jan 3	at Den	W	1/0	1	1	0	1.0	1.0	0	0	0	0	0	0
TOTALS				15/14	45	35	10	1.0 1.0	0	0	1	0	3	0

DORSEY'S GAME-BY-GAME

2010 (Kansas City)

Date	Opp	W/L	P/S	Tot	Sol	Ast	Sk	Yds	Int	Yds	PD	FF	FR	Yds
Sep 13	SD	W	1/1	6	4	2	0.5	4.5	0	0	0	0	0	0
Sep 19	at Cle	W	1/1	2	1	1	0.0	0.0	0	0	0	0	1	0
Sep 26	SF	W	1/1	0	0	0	0.0	0.0	0	0	0	0	0	0
Oct 10	at Ind	L	1/1	5	1	4	0.0	0.0	0	0	0	0	0	0
Oct 17	at Hou	L	1/1	4	3	1	0.0	0.0	0	0	0	0	0	0
Oct 24	Jax	W	1/1	1	1	0	0.0	0.0	0	0	0	0	0	0
Oct 31	Buf	W	1/1	3	2	1	0.0	0.0	0	0	0	0	0	0
Nov 7	at Oak	L	1/1	4	3	1	0.0	0.0	0	0	0	0	0	0
Nov 14	at Den	L	1/1	6	4	2	0.0	0.0	0	0	0	0	0	0
Nov 21	Arz	W	1/1	4	3	1	0.0	0.0	0	0	0	0	0	0
Nov 28	at Sea	W	1/1	1	0	1	0.0	0.0	0	0	0	0	0	0
Dec 5	Den	W	1/1	5	4	1	0.0	0.0	0	0	0	0	0	0
Dec 12	at SD	L	1/1	6	3	3	0.0	0.0	0	0	0	0	0	0
Dec 19	at StL	W	1/1	6	6	0	0.0	0.0	0	0	1	0	0	0
Dec 26	Ten	W	1/1	2	2	0	1.0	9.0	0	0	0	0	0	0
Jan 2	Oak	L	1/1	5	3	2	0.5	2.5	0	0	0	0	0	0
TOTALS			16/16	60	38	22	2.0	16.0	0	0	1	0	1	0

2010 Postseason (Kansas City)

Date	Opp	W/L	P/S	Tot	Sol	Ast	Sk	Yds	Int	Yds	PD	FF	FR	Yds
Jan 9	Bal	L	1/1	10	6	4	0.0	0.0	0	0	0	0	0	0
TOTALS			1/1	10	6	4	0.0	0.0	0	0	0	0	0	0

2011 (Kansas City)

Date	Opp	W/L	P/S	Tot	Sol	Ast	Sk	Yds	Int	Yds	PD	FF	FR	Yds
Sep 11	Buf	L	1/1	4	3	1	0.0	0.0	0	0	0	0	0	0
Sep 18	at Det	L	1/1	1	0	1	0.0	0.0	0	0	0	0	0	0
Sep 25	at SD	L	1/1	5	2	3	0.0	0.0	0	0	0	0	0	0
Oct 2	Min	W	1/1	3	3	0	0.0	0.0	0	0	0	0	0	0
Oct 9	at Ind	W	1/1	3	1	2	0.0	0.0	0	0	0	0	0	0
Oct 23	at Oak	W	1/1	1	1	0	0.0	0.0	0	0	0	0	0	0
Oct 31	SD	W	1/1	5	3	2	0.0	0.0	0	0	0	0	0	0
Nov 6	Mia	L	1/1	3	1	2	0.0	0.0	0	0	0	0	0	0
Nov 13	Den	L	1/1	5	4	1	0.0	0.0	0	0	0	0	0	0
Nov 21	at NE	L	-	INACTIVE (Knee)				-	-	-	-	-	-	-
Nov 27	Pit	L	1/1	0	0	0	0.0	0.0	0	0	0	0	0	0
Dec 4	at Chi	W	1/1	3	3	0	0.0	0.0	0	0	0	0	0	0
Dec 11	at NYJ	L	1/1	9	7	2	0.0	0.0	0	0	0	0	0	0
Dec 18	GB	W	1/1	6	5	1	0.0	0.0	0	0	0	0	0	0
Dec 24	Oak	L	1/1	3	2	1	0.0	0.0	0	0	0	0	0	0
Jan 1	at Den	W	1/1	9	6	3	0.0	0.0	0	0	0	0	0	0
TOTALS			15/15	60	41	19	0.0	0.0	0	0	0	0	0	0

2012 (Kansas City)

Date	Opp	W/L	P/S	Tot	Sol	Ast	Sk	Yds	Int	Yds	PD	FF	FR	Yds
Sep 9	Atl	L	1/1	2	2	0	0.0	0.0	0	0	0	0	0	0
Sep 16	at Buf	L	1/1	3	1	2	0.0	0.0	0	0	0	0	0	0
Sep 23	at NO	W	1/1	1	0	1	0.0	0.0	0	0	0	0	0	0
Sep 30	SD	L	-	INACTIVE (Calf)				-	-	-	-	-	-	-
Oct 7	Bal	L	-	INACTIVE (Calf)				-	-	-	-	-	-	-
Oct 14	at TB	L	-	INACTIVE (Calf)				-	-	-	-	-	-	-
Oct 28	Oak	L	-	INACTIVE (Calf)				-	-	-	-	-	-	-
Nov 1	at SD	L	1/1	1	1	0	0.0	0.0	0	0	0	0	0	0
				PLACED ON INJURED RESERVE ON 11/12 (Calf)										
TOTALS			4/4	7	4	3	0.0	0.0	0	0	0	0	0	0



DARIUS FLEMING

58

LINEBACKER

H: 6-2 W: 255

BORN 7.19.89 // CHICAGO, IL // ST. RITA HS, CHICAGO, IL
NOTRE DAME // 2ND YEAR // ACQUIRED D-5 IN '12

A versatile defender who played both defensive end and outside linebacker for Notre Dame, Darius Fleming ranked 10th in Notre Dame history with 15.0 career sacks. After being drafted by the 49ers in the 5th round (165th overall), he missed his rookie season of 2012 with a knee injury suffered during training camp. Fleming posted 158 career tackles for the Irish, and was named team's Lineman of the Year in 2011, after recording 55 tackles.

// 2013 HIGHLIGHTS

- Placed on Injured Reserve on 7/31.

// GOLDMINE

- Fleming attempted playing football in sixth grade, but even when his team would have a comfortable lead, his coach refused to put him in the game. He decided to wait until high school to give it another shot. "It's wasn't easy to quit in sixth grade, but I just thought it wasn't for me," said Fleming. "I picked it back up in high school and look at me now."
- Fleming has been riding horses since he was six years old and competed in rodeos until he was 12. "I was a western rider, so I never did jumps or any kind of English events," he said. "I would do any kind of barrel races and relay races." Even at such a young age, money could be won for top performance at the rodeos. "That's one sport that you could actually win money at that young age," said Fleming. "I would be 12 years old, placing in 3rd place and winning \$120, and to me that was a lot of money."

FLEMING'S CAREER STATISTICS

YEAR	TEAM	GP	GS	TACKLES					YDS	INT	INTERCEPTIONS				PD	FUMBLES		
				TOT	SOL	AST	SACKS	YDS			YDS	LG	TD	FF		FR	YDS	
2012	SF	-	-	PHYSICALLY UNABLE TO PERFORM (Knee)					-	-	-	-	-	-	-	-	-	-
2013	SF	-	-	INJURED RESERVE (Knee)					-	-	-	-	-	-	-	-	-	-
TOTALS		-	-	-	-	-	-	-	-	-	-	-	-	-	-	-	-	-

PLAYOFFS

YEAR	TEAM	GP	GS	TACKLES					YDS	INT	INTERCEPTIONS				PD	FUMBLES		
				TOT	SOL	AST	SACKS	YDS			YDS	LG	TD	FF		FR	YDS	
2012	SF	-	-	PHYSICALLY UNABLE TO PERFORM (Knee)					-	-	-	-	-	-	-	-	-	-
TOTALS		-	-	-	-	-	-	-	-	-	-	-	-	-	-	-	-	-

// TRANSACTIONS

Originally a 5th-round (165th overall) draft choice by SF in 2012...
Placed on the Reserve/Physically Unable to Perform List on 8/27/12.

// 2012

- Placed on the Reserve/Physically Unable to Perform List on 8/27.

// COLLEGE

Played in 50 games (36 starts) for the Irish, registering 158 tackles, 15.0 sacks, 32.5 TFLs, 2 INTs, 2 FFs and 7 PDs. Also added one blocked kick. As a senior, started all 13 games and tallied 55 tackles, 3.5 sacks, 7 TFLs, 1 INT, 1 FF, 1 blocked kick and was named Notre Dame's Lineman of the Year. In 2010, started all 13 games, registered 49 tackles and led the team with 6 sacks and 11 TFLs. As a sophomore, played in 11 games (7 starts) and recorded 29 tackles, 3 sacks and a team-high 12 TFLs. In 2009, played in all 13 games (3 starts) and posted 24 tackles, 2.5 sacks and 2.5 TFLs.

// PERSONAL

- Attended St. Rita (Chicago, IL) HS and was named Second-Team All-America by Scout.com, in addition to being named first-team all-state by the *Chicago Tribune*. Also named to the Best in the Midwest Top 20 Team by the *Detroit Free Press*.
- As a senior, led his high school to the Chicago Prep Bowl city championship.
- Named to the *Chicago Tribune* all-state special mention team following his junior season
- Born Darius Fleming (7/19/89) in Chicago, IL.
- Enrolled in the Mendoza College of Business and majored in business consulting.



JONATHAN GOODWIN

59

CENTER

H: 6-3 W: 318

BORN 12.2.78 // COLUMBIA, SC // LOWER RICHLAND HS, HOPKINS, SC
MICHIGAN // 12TH YEAR // ACQUIRED FA IN '11

Jonathan Goodwin is entering his third season with the 49ers after spending five years with the New Orleans Saints. A smart and savvy veteran, Goodwin has been responsible for all the calls and adjustments made by the offensive line. In the heart of the trenches, the 12-year pro has started the last 70 regular season games in which he has appeared, the 5th-longest active streak in the NFL among centers. He was selected to the Pro Bowl following the 2009 season and was a member of the New Orleans Saints Super Bowl XLIV Championship Team.



// GOLDMINE

- During the offseason, Goodwin remained active by participating in boxing workouts and played in a kickball league, where his team finished in 2nd place. Growing up, he played sports year round, going out for basketball, baseball and football.
- Goodwin began playing football as an offensive lineman in high school, but also earned reps as a defensive end, fullback and linebacker. Most schools that recruited him wanted him to play offensive line, but he ended up enrolling at Ohio University, where he was planning to play on the defensive line. "They switched me to offensive lineman as soon as I got there. It was one of those things where everybody said I was an offensive lineman and I ended up just falling into that role."
- During his free time, Jonathan likes to play classic video games. He has an original Nintendo system and his game collection includes *Super Mario Brothers*, *Duck Hunt*, *Double Dribble*, *Tecmo Bowl*, *RBI Baseball* and *Baseball All-Stars*.

// CAREER HIGHLIGHTS

- Has started 70 consecutive games, tied for 5th most among active centers.

GOODWIN'S CAREER STATISTICS

GAMES/STARTS – 165/92; 2002 (13/0); 2003 (15/0); 2004 (15/3); 2005 (16/10); 2006 (16/0); 2007 (13/2); 2008 (13/13); 2009 (16/16); 2010 (16/16); 2011 (16/16); 2012 (16/16)

POSTSEASON GAMES/STARTS – 13/9; 2004 (2/0); 2006 (2/0); 2009 (3/3); 2010 (1/1); 2011 (2/2); 2012 (3/3)

Milestones:

NFL Debut: at Buf. (9/8/02); **First Start:** vs. SF (10/17/04); **100th Career Game:** vs. Car. (12/28/08); **150th Career Game:** vs. Det. (9/16/12)

// TRANSACTIONS

Originally a 5th-round selection (154th overall) by NYJ in the 2002 NFL Draft...Signed one-year deal with NYJ on 4/5/05...Signed two-year deal with NO on 3/27/06...Signed three year deal with NO on 2/27/08...Signed three-year deal with SF on 8/3/11.

// AWARDS & HONORS

2009: NFC Pro Bowl

2011: Madden Most Valuable Protectors Award (Week 5)

2012: 2012 Madden Most Valuable Protectors Award, Madden Most Valuable Protectors Award (Week 5), Madden Most Valuable Protectors Award (Week 7), Madden Most Valuable Protectors Award (Week 12)

// 2012 (SAN FRANCISCO)

- The 49ers were 1 of just 3 teams to have the same 5 starting offensive linemen for every game this season (Was. & NYJ).
- Part of O-Line that helped RB Frank Gore rush for 112 yds. at GB (9/9), becoming the 1st RB since Garrison Hearst to rush for 100 yds. on opening day. The team rushed for 186 with a 5.8 avg on the day.
- Paved the way as the team rushed for a then season-high 245 yds. on 44 carries as 9 different players carried the ball at NYJ (9/30).
- Helped the 49ers offense set a team record with 621 total yds. (311 rushing, 310 passing) vs. Buf. (10/7), surpassing the 49ers previous franchise record of 598 vs. Buf. (9/13/92). San Francisco became the first team in NFL history to post 300-or-more yds. rushing and passing in the same game. For the first time in 49ers history since 11/19/61 vs. Chi., San Francisco posted a 300-yd. passer (QB Alex Smith 303 yds.), 2, 100 yd-receivers (WR Michael Crabtree – 113 yds.; TE Vernon Davis – 106 yds.) and a 100-yd. rusher (RB Frank Gore – 106 yds.) in the same game. The offensive line did not allow a sack the entire game and was awarded the Madden Most Valuable Protectors Award for Week 5.
- Aided the 49ers offense as the team rushed for 175 yds. on 32 carries (5.5 avg.) vs. Sea. (10/18). Helped RB Frank Gore record his 32nd career 100-yd. game with 131 yds. on 16 carries (8.2 avg.).
- Goodwin and the 49ers offensive line did not allow a sack on 25 pass atts. by QB Colin Kaepernick at NO (11/25). The performance earned the O-Line the Madden Most Valuable Protectors Award for Week 12.
- Part of offensive line vs. GB (1/12/13 - NFC-D) that helped the 49ers become the first team in NFL history to ever have two, 100-yd. rushers [QB Colin Kaepernick (181 yds. rushing), RB Frank Gore (119 yds. rushing)] and one, 100-yd. receiver [WR Michael Crabtree (119 yds. receiving)] in a playoff game in NFL history.
- Against the Packers, San Francisco amassed 579 total yds. of offense (323 rushing and 256 passing), setting a new single-game postseason franchise record. The previous record was 537 yds. (211 rushing and 326 passing) vs. Miami in Super Bowl XIX. The 49ers rushed for 323 yds. on the night, setting the franchise single-game postseason rushing record. The previous rushing record was also set in Super Bowl XIX (211 yds.).
- Goodwin and the 49ers offense became the first team in Super Bowl history to have a 300-yd. passer, a 100-yd. rusher and 2, 100-yd. receivers in a single game. QB Colin Kaepernick threw for 302 yds., RB Frank Gore added 110 yds. rushing, WR Michael Crabtree tallied 109 rec. yds. and TE Vernon Davis recorded 104 rec. yds vs. Bal. in Super Bowl XLVII (2/3/13).

// 2011 (SAN FRANCISCO)

- Part of an offensive line that helped pave the way for RB Frank Gore to gain 100+ rush yds. on the ground in 5 consecutive games, setting a new franchise record.
- Goodwin and the 49ers offensive line did not allow a sack on 20 pass atts. by QB Alex Smith vs. Sea. (9/11).
- Helped 49ers accumulate 442 yds. of offense in come-from-behind victory at Phi. (10/2), which included 164 yds. on the ground.
- Goodwin and the offensive line were awarded the Madden Most Valuable Protectors Award for Week 5. They helped the 49ers offense rush for 213 yds. on the ground while not allowing a sack vs. TB (10/9), marking the first time since 12/14/06 at Sea. that the team rushed for over 200 yds. and did not allow a sack.
- Supported the 49ers offense in rushing for 203 yds. at Det. (10/16), marking the first time the team rushed for over 200 yds. in back-to-back games (10/9 vs. TB, 213 yds.) since 12/6/98 at Car. (236 yds.) and 12/14/98 vs. Det. (328 yds.).
- Helped the 49ers offense hold the ball for 44:16 while not allowing a sack vs. Arz. (11/20), marking the highest time of possession for the team since 11/3/02 at Oak. (44:33 – 49ers 23, Raiders 20).
- Goodwin and the offensive line prevented QB Alex Smith from getting sacked in 20-3 win on MNF vs. Pit. (12/19).

// 2010 (NEW ORLEANS)

- Started all 16 games and one playoff game at C.
- Was part of one of only two offensive lines in the NFL to start all 16 games, a unit that surrendered only 26 sacks, 5th lowest in the league.
- Run and pass blocking helped the Saints average 372.5 yards per game, the NFL's 6th-highest figure.

// 2009 (NEW ORLEANS)

- Voted to the Pro Bowl for the first time in his career.
- Started all 16 games and all 3 postseason contests at C.
- Part of a unit that allowed only 20 sacks on the NFL's No. 1 ranked offense.
- Was an integral part of the offensive line that helped the Saints finish with a club-record 510 points.
- The line's blocking for the NFL's 6th-ranked rushing offense enabled the Saints to set a franchise record averaging 4.5 yds. per carry, the league's 7th-highest total.
- In three postseason contests, the offensive front only allowed QB Drew Brees to be dropped for a loss twice.

// 2008 (NEW ORLEANS)

- Started all 13 games he appeared in, missing three contests with an injured knee.
- Offensive line allowed only 13 sacks – a club record – despite the Saints leading the NFL in passing attempts.
- The blocking by the offensive line allowed the Saints to finish 1st in the NFL with a club-record 463 points and franchise best 6,571 yds.
- Played in 100th career game vs. Car. (12/28).

// 2007 (NEW ORLEANS)

- Played in 13 games (2 starts).
- Appeared primarily on special teams until vs. Atl. (10/21), when he subbed for injured C Jeff Faine and threw a key block on a 24-yd. TD run by RB Pierre Thomas.
- Had a standout performance vs. Jax. (11/4), helping offense to big day while taking on powerful DT tandem of John Henderson and Marcus Stroud.

// 2006 (NEW ORLEANS)

- Appeared in all 16 games, primarily on special teams, also played C vs. Car. (12/31).

// 2005 (NY JETS)

- Saw action on offensive line and on special teams for the first five weeks.
- Came off bench at Buf. (10/16) after C Kevin Mawae was injured.
- Made fourth career start (at LG) at Atl. (10/24), where he started rest of season.

// 2004 (NY JETS)

- Saw time on special teams and as a reserve G.
- Made first career start at RG vs. SF (10/17), and started next two games.

// 2003 (NY JETS)

- Played in 15 games, mostly on special teams, and in rotation at RG.

// 2002 (NY JETS)

- Played in 13 of 16 games, primarily on special teams.

// COLLEGE

Began career at Ohio University before transferring to Michigan in 1998. Started 20 of 29 career games. Played four positions (C, RG, LG and RT) for the Wolverines. All-Big 10 as a senior. Sat out 1998 under NCAA transfer rules. Started every game at RG as a freshman at Ohio.

// PERSONAL

- Brother, Harold, played G at Michigan and is an offensive line coach with the Indianapolis Colts.
- Was "Top 100" choice as a senior at Lower Richland (SC) HS as a senior.
- Sports management and communications major.
- Born 12/2/78 in Columbia, SC.

// INJURY REPORT

2008: Suffered a knee injury at Car. (10/19) and was inactive for 3 weeks [vs. SD (10/26), at Atl. (11/9) and at KC (11/16)].



FRANK GORE

21

RUNNING BACK

H: 5-9 W: 217

BORN 5.14.83 // CORAL GABLES, FL // CORAL GABLES HS, CORAL GABLES, FL
MIAMI // 9TH YEAR // ACQUIRED D-3A IN '05

As the heart of the 49ers offense for the past eight seasons, four-time Pro Bowl running back Frank Gore has established himself as one of the premier running backs in the NFL. The franchise's all-time leading rusher (8,839 yds.), he tallied his team-record sixth 1,000-yard season in 2012, rushing for 1,214 yds. In 2011, Gore posted a new team record by hitting the century mark in five consecutive games. He also holds the team records for career rushing attempts (1,911), rushing TDs (51) and 100-yd. rushing games (32). Despite suffering a season-ending hip injury in Week 12 of 2010, Gore joined LB Patrick Willis as the only two-time recipients of the Bill Walsh Award, which is voted on by the coaches, and given to the 49ers team MVP. The former 3rd-round pick is the first 49er in team history to record four consecutive 1,000-yd. rushing seasons (2006-09).



- With 23 touches (21 carries, 2 receipts.) at NE (12/16), Gore reached 2,197 total touches and surpassed RB Roger Craig for the most in 49ers history. He currently has 2,226 career touches.
- Gore has scored 62 total TDs (51 rush., 10 rec., 1 fumble return), 4th-most in 49ers history.
- His 8,839 rushing yds. since his rookie season in 2005 rank as the 3rd-most in the NFL during that time span.

MOST TOTAL TDs IN 49ERS HISTORY		
Player		TDs
1. Jerry Rice (1985-2000)		187
2. Terrell Owens (1996-2003)		83
3. Roger Craig (1983-90)		66
4. Frank Gore (2005-12)		62
5. Ken Willard (1965-73)		61

NFL RUSHING YARDS LEADERS SINCE 2005				
Player	Attempts	Yds.	Avg.	
1. Steven Jackson, StL	2,226	9,462	4.2	
2. Adrian Peterson, Min.	1,754	8,849	5.0	
3. Frank Gore, SF	1,911	8,839	4.6	
4. LaDainian Tomlinson, SD/NYJ	1,811	7,785	4.3	
5. Thomas Jones, Chi./NYJ/KC	1,939	7,752	4.0	

//CAREER HIGHLIGHTS

- Ranks 1st on the 49ers all-time rushing list in yds. (8,839), atts. (1,911) and TDs (51).
- Ranks 3rd in franchise history in yds. from scrimmage (11,470), trailing RB Roger Craig (11,506) and WR Jerry Rice (19,872)
- Logged 6, 1,000-yd. rushing seasons (2006-09, 11-12), the most 1,000-yd. seasons in 49ers history. Gore's 6, 1,000-yd. rushing seasons rank 2nd among all active players (StL. RB Steven Jackson).
- In 2009, Gore and TE Vernon Davis (13 rec. TDs) became just the second set of 49er teammates to each have at least 13 TDs in a season. In 1995, WR Jerry Rice had 17 TDs and RB Derek Loville registered 13.
- Since his rookie season in 2005, the 49ers are 30-7-1 when Gore has 20+ carries and 25-7 when he breaks the 100-yd. plateau.

ALL-TIME 49ERS RUSHING LEADERS YARDS		
Player		Yds.
1. Frank Gore (2005-12)		8,839
2. Joe Perry (1950-60, 63)		7,344
3. Roger Craig (1983-90)		7,064
4. Ken Willard (1965-73)		5,930
5. G. Hearst (1997-03)		5,535

ATTEMPTS		
Player		Atts.
1. Frank Gore (2005-12)		1,911
2. Roger Craig (1983-90)		1,686
3. Ken Willard (1965-73)		1,582
4. Joe Perry (1950-60, 63)		1,475
5. G. Hearst (1997-03)		1,189

TOUCHDOWNS		
Player		TDs
1. Frank Gore (2005-12)		51
2t. Roger Craig (1983-90)		50
Joe Perry (1950-60, 63)		50
4. Ken Willard (1965-73)		45
5t. Steve Young (1987-99)		37
J.D. Smith (1956-64)		37

- Earned Pro Bowl honors in 2006 after setting single-season franchise records with 312 carries, 1,695 rushing yds., 2,180 total yds. from scrimmage and 9, 100-yd. rushing games.
- Gore has the most 100-yd. rushing games in franchise history (32). His 5, 150-yd. performances are also the most in 49ers history.
- Set the franchise mark for the most consecutive 100-yd. rushing games (5) in his career.
- Gore ranks 2nd in 49ers history in receipts. (315) and rec. yds. (2,631) by a RB.
- Gore's 315 career receipts. ranks 3rd among all active RBs in the NFL.
- In 2006 and 2010, Gore was named the recipient of the 49ers Bill Walsh Award.
- Set a 49ers single-game rushing record with 212 yds. vs. Sea. (11/19/06).

MOST 100-YD. GAMES IN 49ERS HISTORY		
Player		Games
1. Frank Gore (2005-12)		32
2. Joe Perry (1950-60, 63)		20
3. Garrison Hearst (1997-03)		16

MOST RECEPTS. AMONG ACTIVE RBs		
Player		Receipts.
1. Steven Jackson, StL		407
2. Reggie Bush, NO/Mia.		372
3. Frank Gore, SF		315
4. Ray Rice, Bal.		311
5. Darren Sproles, SD/NO		307

// GOLDMINE

- In 2006 and 2010, Frank was named the recipient of the 49ers Bill Walsh Award. The Bill Walsh Award is voted on by the coaches and awarded to the 49ers team MVP. Frank is one of two players in franchise history to win the award twice (LB Patrick Willis).
- Frank was named 15th winner of the annual Garry Niver Award by reporters covering the team who represent the SF Chapter of the Pro Football Writer's Association in December of 2007. The award is given in honor of the late Garry Niver, the San Mateo Times reporter, and goes to the player who shows "cooperation and professional style" in dealing with Pro Football writers on the job.
- During the 2010 offseason, Frank tried his hand at coaching for the first time as the defensive coordinator of the Little 49ers in a Miami youth league. Although his players were only 4 years old, Frank was still teaching them what's important. "The most important part is that the kids enjoy it. You can see how excited they get when they do something right."
- Frank's determination to run over defenders comes from his tough upbringing in Miami, FL. Some considered his football career over when he suffered two serious knee injuries at the University of Miami; however, he relied on his mother Liz's strength to help him through. "She had been on dialysis (awaiting a kidney transplant) since I was in the 11th grade and raised three kids as a single woman," Frank said. Unfortunately, Liz lost her battle with kidney disease before the 49ers second game of the 2007 season against the St. Louis Rams. Playing with a heavy heart, Frank responded by rushing for 81 yds. and 2 TDs, including a 43-yd. score on a 4th-and-1 carry, helping the 49ers to a 17-16 victory.

GORE'S CAREER STATISTICS

YEAR	TEAM	GP	GS	RUSHING					RECEIVING				
				ATT	YDS	AVG	LG	TD	NO	YDS	AVG	LG	TD
2005	SF	14	1	127	608	4.8	72t	3	15	131	8.7	47	0
2006	SF	16	16	312	1,695	5.4	72	8	61	485	8.0	39	1
2007	SF	15	15	260	1,102	4.2	43t	5	53	436	8.2	23t	1
2008	SF	14	14	240	1,036	4.3	41t	6	43	373	8.7	26	2
2009	SF	14	14	229	1,120	4.9	80t	10	52	406	7.8	48	3
2010	SF	11	11	203	853	4.2	64	3	46	452	9.8	41	2
2011	SF	16	15	282	1,211	4.3	55	8	17	114	6.7	13	0
2012	SF	16	16	258	1,214	4.7	37	8	28	234	8.4	26	1
2013	SF												
TOTALS		116	102	1,911	8,839	4.6	80t	51	315	2,631	8.4	48	10

PLAYOFFS

YEAR	TEAM	GP	GS	RUSHING					RECEIVING				
				ATT	YDS	AVG	LG	TD	NO	YDS	AVG	LG	TD
2011	SF	2	2	29	163	5.6	42	0	13	83	6.4	24	0
2012	SF	3	3	63	319	5.1	33	4	2	48	24.0	45	0
TOTALS	SF	5	5	92	482	5.2	42	4	15	131	8.7	45	0

Additional Statistics:

Fumbles—Lost – 30–20: 2–2 in 2005, 6–5 in 2006, 4–3 in 2007, 6–3 in 2008, 4–2 in 2009, 4–2 in 2010, 2–2 in 2011, 2–1 in 2012

Fumble Recoveries – 9: 1 in 2005, 1 in 2007, 1 in 2008, 1 in 2009, 1 in 2010, 4 in 2012

Fumble Recoveries Yards – 3: 3 in 2012

Fumble Recoveries Returned for TDs – 1: 1 in 2012 [9 yds. at NE (12/16)]

Milestones:

NFL Debut: vs. StL (9/11/05); **First Start:** at Jax. (12/18/05); **100th Career Game:** at StL (1/1/12); **100th Career Start:** at NE (12/16/12); **First Rushing TD:** at Was. (10/23/05 – 72–yd. run); **25th Rushing TD:** vs. Sea (9/20/09 – 80–yd. run); **First Receiving TD:** at Sea. (12/14/06 – 20–yd. pass from QB Alex Smith); **First Fumble Recovery Returned for a TD:** at NE (12/16/12 – 9–yds.); **100–yd. Games:** 32, Last vs. Sea. (10/18/12 – 131 yds.); **200–yd. Games:** 2, Last vs. Sea. (9/20/09 – 207 yds.); **5,000th Career Rushing Yds:** at GB (11/22/09); **2 TD Games:** 10, Last vs. NO. (9/20/10); **First 100–yd. Receiving Game:** at KC (9/26/10); **30th 100–yd. Rushing Game:** at GB (9/9/12); **50th Rushing TD:** vs. Mia. (12/9/12 – 1–yd. run)

GORE'S CAREER HIGHS

Rushes: Regular Season – 31 (2 times) Last vs. Cle. (10/30/11); Postseason – 23 vs. GB (1/12/13)

Rushing Yards: Regular Season – 212 vs. Sea. (11/19/06); Postseason – 119 vs. GB (1/12/13)

Long Rush: Regular Season – 80t vs. Sea. (9/20/09); Postseason – 42 vs. NO (1/14/12)

Touchdown Rushes: Regular Season – 2 (8 times) Last vs. StL (11/16/08); Postseason – 2 at Atl. (1/20/13)

Receptions: Regular Season – 11 at Arz. (11/25/07); Postseason – 7 vs. NO (1/14/12)

Receiving Yards: Regular Season – 102 at KC (9/26/10); Postseason – 48 vs. GB (1/12/13)

Long Reception: Regular Season – 48 vs. Det. (12/27/09); Postseason – 45 vs. GB (1/12/13)

TD Receptions: Regular Season – 1 (10 times) Last vs. Phi. (10/10/10)
Combined Yards: Regular Season – 246 (207 rush, 39 rec.) vs. Sea. (9/20/09); Postseason – 167 (119 rush, 48 rec.) vs. GB (1/12/13)

// TRANSACTIONS

Originally the first of two 3rd-round (65th pick overall) draft choices by SF in 2005...Signed a 4-year contract extension through the 2011 season on 3/28/07...Signed a 3-year contract extension through the 2014 season on 8/31/11.

// AWARDS & HONORS

- 2006:** NFC Pro Bowl, Ed Block Courage Award, Bill Walsh Award, NFC Offensive Player of the Week (Weeks 5 & 11)
- 2007:** Garry Niver Award, NFC Offensive Player of the Week (Week 12)
- 2009:** NFC Pro Bowl, NFC Offensive Player of the Week (Weeks 2 & 14), FedEx Ground Player of the Week (Week 2)
- 2010:** Bill Walsh Award
- 2011:** NFC Pro Bowl, FedEx Air Ground NFL Player of the Week (Week 6)
- 2012:** NFC Pro Bowl selection, 49ers Blue Collar Player of the Year - Offense, Garry Niver Award

// 2012

- Led the NFL in rushing yds. (319) and rushing TDs (4) in the 2012 postseason.
- His 4.7 rushing avg. was the 6th highest in the NFL (min. 200 attempts). Ranked 10th in the NFL and 5th in the NFC with 1,214 rushing yds. on the season.
- Rushed for 131 yds. on 16 carries (8.2 avg.) vs. Sea (10/18).
- Scored his 50th career rushing TD and 60th total TD on a 1-yd. run in the 3rd qtr. vs. Mia. (12/9).
- Registered his 1st career fumble return for a TD, scooping up a fumble by QB Colin Kaepernick and taking it 9 yds. for a TD at NE (12/16).
- Notched his first career 100-yd. game in the postseason, rushing for 119 yds. and 1 TD on 23 carries vs. GB (1/12/13 - NFC-D).
- Led the 49ers with 21 carries for 90 yds. and 2 TDs at Atl. (1/20/13 - NFC-C). This marked Gore's first career multi-touchdown performance in the postseason.
- Rushed for 110 yds. and 1 TD on 19 carries in Super Bowl XLVII vs. Bal. (2/3/13), setting the franchise Super Bowl record for rushing yds. in a game. Scored on a 6-yd. TD run, marking his 4th rushing TD of the postseason.

2012 NFL POSTSEASON RUSHING LEADERS			
Player	Yds.	TDs	Avg.
1. Frank Gore, SF	319	4	5.1
2. Ray Rice, Bal.	306	2	3.6
3. Colin Kaepernick, SF	264	3	10.6
4. Arian Foster, Hou.	230	2	4.3
5. Bernard Pierce, Bal.	202	0	5.2

// 2011

- Earned Pro Bowl honors after setting career records for most rushing yds. in franchise history (7,625). Now holds second most rushing attempts (1,653) and a new team record for hitting the century mark in five consecutive games (127 yds. at Phi., 125 vs. TB, 141 at Det., 134 vs. Cle. and 107 yds. at Was.).
- Rushed for 127 yds. and a TD at Phi. (10/2), marking his 25th career 100-yd. game. His score with 3:00 remaining in the game, gave the 49ers a 24-23 lead in the come-from-behind victory.
- Ran for 125 yds. and 1 TD vs. TB (10/9), moving him into 4th place in franchise history with 38 career rushing TDs.
- Scored his fourth rushing TD of the season at Det. (10/16) and ran for 141 rushing yds. on 15 carries.

- Moved into 2nd place in franchise history for rushing yds. with 134 yds. and a TD vs. Cle. (10/30/11), passing RB Roger Craig (7,064). With 134 rushing yds. on the day, Gore hit the century mark in 4 consecutive games for the first time in his career. Gore's TD marked the first time in his career that he scored a rushing TD in four straight games.
- Recorded 107 rushing yds. on 19 carries at Was. (11/6), setting a franchise record with five consecutive 100-yd. rushing games.

MOST CONSECUTIVE 100-YD RUSHING GAMES IN FRANCHISE HISTORY		
Player	Game(s)	Games
1. Frank Gore	at Phi. (10/2/11) to at Was. (11/6/11)	5
2. Garrison Hearst	vs. NYG (11/30/98) to at NE (12/20/98)	4
3t. Frank Gore	vs. Oak. (10/17/10) to vs. Den. (10/31/10)	3
Frank Gore	at Det. (11/12/06) to at StL (11/26/06)	3
J.D. Smith	at Bal. (10/7/62) to at GB (10/21/62)	3
Billy Kilmer	at Det. (10/1/61) to at Min. (10/15/61)	3

- Broke the record for most rushing yds. in franchise history vs. StL (12/4), passing 49ers and Pro Football Hall of Famer FB Joe Perry (7,344). Gore broke the record on a 2-yd. run in the 2nd qtr. and finished the day with 73 yds. on 21 carries.
- Notched his fifth 1,000-yd. rushing season of his career at Arz. (12/11), recording 72 yds. and 1 TD on 10 carries. Gore registered his sixth rushing TD of the season and 41st of his career on a 37-yd. run, the team's longest rushing TD of the season.
- Registered his seventh rushing TD of the season on 8 carries for 65 yds. vs. Pit. (12/19), his fourth rushing TD in seven MNF games.
- Rushed for 89 yds. on 13 carries and caught 7 passes for 38 yds. vs. NO (1/14). Posted a 42-yd. run in the 4th qtr. which set up a K David Akers 37-yd. FG.

// 2010

- With 112 yds. rushing vs. NO (9/20), set the franchise record for most career 100-yd. games (21), passing RB Joe Perry (20). He finished the day vs. NO with a team-high 7 receipts. for 56 yds. and 168 total yds. from scrimmage. It marked the second time in his career that he recorded a rus. and rec. TD in the same game (vs. Arz. - 9/13/09).
- Registered 9 receipts. for a career-high 102 yds., marking the first 100-yd. receiving game of his career. The last 49ers running back to eclipse the 100-rec. yd. plateau was RB Garrison Hearst at Chi. (10/28/01 - 4 rec. for 105 yds. 1 TD).
- Had 6 receipts. for 60 yds. at Atl. (10/3), marking the fourth game in the 2010 season he registered at least 6 receipts. and the third consecutive game with at least 50 yds. rec. It marked the first time in his career that he had recorded at least 6 receipts. in four consecutive games.
- Eclipsed the 100-yd. plateau for the second time in the season, rushing for 149 yds. on 25 carries vs. Oak. (10/17). Moved into 3rd on the 49ers all-time rushing list with 6,032 rushing yds. passing RB Ken Willard (5,930).
- Eclipsed the 100-yd. plateau for the fourth time in the season vs. Den. (10/31), rushing for 118 yds. and 1 TD on 29 carries. It marked his third consecutive 100-yd. performance. The last time he accomplished this feat was 11/12/06 (159 yds. at Det.), 11/19/06 (212 yds. vs. Sea.) and 11/26/06 (134 yds. at StL).
- Scored on a 1-yd. TD run, set up by a 65-yd. pass from QB Troy Smith to WR Josh Morgan vs. StL. (11/14).
- Moved past RB Joe Perry (8,624) into 4th place on the 49ers all-time yds. from scrimmage list after rushing for 60 yds. vs. TB (11/21) to bring his total to 8,645.

// 2009

- Logged his fourth consecutive 1,000-yd. rushing season (2006-09), becoming the only player in 49ers history to record four, 1,000-yd. seasons.
- Set career highs with 13 combined TDs (10 rush, 3 rec.). His 10 rus. TDs tied a single-season team record with RB Derek Loville (1995), RB Ricky Watters (1993), RB Billy Kilmer (1961), RB J.D. Smith (1959) and RB Joe Perry (1953).
- Ranked t-2nd in the NFC and t-8th in the NFL in scoring (78).
- Finished the season ranked 5th in the NFC, t-11th in the NFL, with 1,120 rus. yds. and 10 rus. TDs.
- Registered a rus. TD and a rec. TD in the same game for first time in his career at Arz. (9/13).
- Scored 2 rus. TDs (79, 80 yds.), breaking his career long twice in the same game against Sea. (9/20). Joined RB Barry Sanders (at TB - 80, 82 - on 10/12/97) as the only players in NFL history to register 2 TD runs of 75+ yds. in the same game. Set a new career high with 246 yds. from scrimmage (207 rus. yds., 39 rec. yds.). Became the first player in franchise history to have 2 runs of 79 yds.-or-more in the same game. Named NFC offensive POW and FedEx Ground POW for his performance.
- Registered a 64-yd. TD run vs. Ind. (11/1). It marked his third rushing TD of the season over 60 yds., a feat that hadn't been accomplished by a 49er since RB Garrison Hearst (96t, 71t and 70t) in 1998. Along with Jaguars RB Maurice Jones-Drew, became the first players to record 3 rus. TDs over 60 yds. in one season since 2003 (RB Ahman Green - 98t, 65t and 60t; RB Jamal Lewis - 82t, 72t and 63t).
- Extended his career-long streak of consecutive games with a TD to five with a 4-yd. TD recept. vs. Jax. (11/29), becoming the first 49er to score a TD in five consecutive games since WR Terrell Owens (11/4/01 through 12/2/01).
- Named NFC Offensive POW for his performance vs. Arz. (12/14) on MNF. Rushed for 167 yds. and 1 TD. His 167 rus. yds. were the second highest rus. total on MNF in franchise history (RB Garrison Hearst, 198 yds. rus. vs. Det. 12/14/98). With 104 yds. rus. in the first half, it marked the second time in 2009 that he eclipsed the 100-yd. plateau before halftime (vs. Sea. 9/20/09).
- Rushed for 107 yds. on 16 carries at Phi. (12/20), becoming the first running back in 20 regular season games to rush for over 100 yds. against the Eagles.

// 2008

- Led team in rushing with 1,036 yds. and 6 TDs, becoming first player in 49ers history to record three consecutive 1,000-yd. seasons.
- Totaled 151 yds. of offense in season-opener vs. Arz. (9/7), rushing for 96 yds. on 14 carries, including a 41-yd. TD run, and catching 4 passes for 55 yds.
- Rushed for 130 yds. on 27 carries and a TD vs. Det. (9/21).
- Scored two, first half TDs vs. StL (11/16), marking his 15th career 100-yd. rushing game.
- Recorded 52 rus. yds. and a TD vs. NYJ (12/7) before leaving game with an ankle injury in 3rd qtr.

// 2007

- Posted a team-high 53 receipts. for 436 yds. and a TD, despite playing majority of season with nagging ankle injury in addition to being slowed with a broken hand suffered in training camp. Finished 6th in NFL in combined yds. with 1,533 yds. (1,102 rus., 436 rec.).
- Named 15th winner of the annual Garry Niver Award by reporters covering the team who represent the SF Chapter of the Pro Football Writer's Association in December of 2007.
- Gained 81 yds. on 20 carries with 2 TDs at StL (9/16), with one of his scores coming on a 43-yd. run on 4th-and-1 in the 3rd qtr.
- Inactive at Atl. (11/4) due to the ankle injury originally suffered at NYG (10/21), which was further aggravated vs. NO (10/28).
- Named NFC Offensive POW after having one of his best outings of the season at Arz. (11/25), rushing for 116 yds. and 2 TDs on 21 carries and recording career-highs with 11 receipts. and 98 receiving yds. The 11 receipts. by a RB marked the second-most in team history, behind the 12 receipts. RB Roger Craig totaled twice.
- Ran for season-high 138 yds. on 29 carries vs. Cin. (12/15).

// 2006

- Named to NFC Pro Bowl after setting franchise records with 312 carries and 1,695 yds. to go along with 8 TDs, while also recording a team-high 61 receipts. for 485 yds. with a score.
- His 2,180 yds. from scrimmage set a franchise record, and ranked 4th in NFL and 2nd in the NFC.
- Finished 3rd in the NFL and led the NFC in rushing yds. with 1,695, while ranking 3rd in the NFL with a 5.4-yd. rus. avg. Also led the NFL with 16 rushes of 20 yds. or more.
- Recorded nine, 100-yd. games in 2006, which shattered the previous franchise record of six, 100-yd. games in a season by RB Garrison Hearst (1998) and RB Roger Craig (1988).
- Earned 49ers 2006 Ed Block Courage Award for his tireless work ethic and determination while rehabilitating two surgically repaired shoulders during 2006 offseason. Also named co-recipient of the 2006 Bill Walsh Award (with CB Walt Harris).
- Named NFC Offensive POW vs. Oak. (10/8) after rushing 27 times for 134 yds. and hauling in 3 receipts. for 38 yds.
- Posted 22 carries for 159 yds. (7.2 avg.) at Det. (11/12). Took a 3rd-and-16 draw play for 61 yds. and a TD, breaking several tackles en route to the end zone. Had 148 yds. at halftime, a career-high and franchise record for rushing yds. in a half.
- Named NFC Offensive POW after having a record day vs. Sea. (11/19), carrying the ball 24 times for a franchise record and career-high 212 yds. Also caught 4 passes for 26 yds. and established a career-high with 238 combined yds.
- Registered 29 carries for 144 yds. and 4 receipts. for 34 yds. with his first career receiving TD on Thursday Night Game at Sea. (12/14).
- Capped outstanding season at Den. (12/31) with a then career-high 31 carries for 153 yds., marking a franchise record of nine, 100-yd. rus. games in a season.

// 2005

- Led team in rushing with 608 yds. on 127 carries with 3 rus. TDs, adding 15 repts. for 131 yds. The last time a rookie led 49ers in rushing was 1990 when RB Dexter Carter recorded 460 yds. The 608 yds. were the most for a 49ers rookie since RB Roger Craig had 725 yds. rushing in 1983.
- Rushed for 17 yds. on 4 carries and caught 2 passes for 21 yds. in first career game vs. StL (9/11).
- Recorded a 72-yd. TD in 4th qtr. at Was. (10/23) to mark his first career rushing TD.
- Made first NFL start and had over 100 combined yds., recording 79 yds. rushing on 19 atts. and 57 rec. yds. on 3 repts. at Jax. (12/18).
- Registered his first career 100-yd. game vs. Hou. (1/1) with 108 yds. on 25 carries.

// COLLEGE

Rushed for 1,975 yds. at the University of Miami (FL), finishing college career ranked 7th on school's career rushing record list. Also caught 23 passes for 225 yds. (9.8 avg.), returned 2 kickoffs for 48 yds. and recorded 5 tackles on special teams. Finished final season with career-highs for rus. yds. (945), carries (197) and TDs (8) as he ranked 4th in ACC in rus. yds.

// PERSONAL

- Attended Coral Gables (FL) HS, where he was one of the nation's most heavily-recruited RBs after setting a Dade County record for rushing yds. in a season with 2,953 yds. and 34 TDs, as a senior in 2000.
- Rushed for 1,559 yds. and 28 TDs as a junior in 1999 in addition to posting 301 receiving yds. and 4 more scores through the air.
- Listed as best RB on *Florida Times-Union* Super 75 list and earned *Super Prep* All-American honors.
- Born Frank Gore (5/14/83) in Coral Gables, FL.
- Majored in business management and organization.

// INJURY REPORT

- 2005:** Inactive for 2 games [vs. Sea. (11/20) and at Ten. (11/27)] with a groin injury.
- 2007:** Inactive at Atl. (11/4) with an ankle injury.
- 2008:** Sidelined with an ankle injury at Mia. (12/14) and at StL (12/21).
- 2009:** Suffered an ankle injury on the first series at Min. (9/27) and missed the following 2 games [vs. StL (10/4) and vs. Atl. (10/11)].
- 2010:** Placed on injured reserved after suffering a broken hip at Arz. (11/29).

GORE'S GAME-BY-GAME

2005												2006											
Date	Opp	W/L	P/S	Rsh	Yds	Avg	Lg	TD	Rec	Yds	TD	Date	Opp	W/L	P/S	Rsh	Yds	Avg	Lg	TD	Rec	Yds	TD
Sep 11	StL	W	1/0	4	17	4.3	9	0	2	21	0	Sep 10	at Arz	L	1/1	16	87	5.4	32	2	6	83	0
Sep 18	at Phi	L	1/0	4	15	3.8	6	0	0	0	0	Sep 17	StL	W	1/1	29	127	4.4	32t	1	2	10	0
Sep 25	Dal	L	1/0	7	42	6.0	9	0	1	5	0	Sep 24	Phi	L	1/1	16	52	3.3	15	0	6	22	0
Oct 2	at Arz	L	1/0	2	4	2.0	4	0	2	-12	0	Oct 1	at KC	L	1/1	14	65	4.6	14	0	2	14	0
Oct 9	Ind	L	1/0	8	31	3.9	11	0	1	14	0	Oct 8	Oak	W	1/1	27	134	5.0	26	0	3	38	0
Oct 23	at Was	L	1/0	9	89	9.9	72t	1	0	0	0	Oct 15	SD	L	1/1	10	55	5.5	22	0	5	35	0
Oct 30	TB	W	1/0	10	40	4.0	9	0	1	-7	0	Oct 29	at Chi	L	1/1	12	111	9.3	53	0	2	9	0
Nov 6	NYG	L	1/0	7	33	4.7	22	0	1	3	0	Nov 5	Min	W	1/1	19	41	2.2	11	0	5	36	0
Nov 13	at Chi	L	1/0	14	55	3.9	19	0	0	0	0	Nov 12	at Det	W	1/1	22	159	7.2	61t	1	2	14	0
Nov 20	Sea	L	-	-	-	-	-	-	-	-	-	Nov 19	Sea	W	1/1	24	212	8.8	51	0	4	26	0
Nov 27	at Ten	L	-	-	-	-	-	-	-	-	-	Nov 26	at StL	L	1/1	21	134	6.4	18	1	4	31	0
Dec 4	Arz	L	1/0	6	22	3.7	9	0	1	31	0	Dec 3	NO	L	1/1	13	40	3.1	12	0	5	28	0
Dec 11	at Sea	L	1/0	2	5	2.5	4	0	1	6	0	Dec 10	GB	L	1/1	18	130	7.2	72	1	3	38	0
Dec 18	at Jax	L	1/1	19	79	4.2	18	0	3	57	0	Dec 14	at Sea	W	1/1	29	144	5.0	40	0	4	34	1
Dec 24	at StL	W	1/0	10	68	6.8	30t	2	0	0	0	Dec 24	Arz	L	1/1	11	51	4.6	15	2	6	35	0
Jan 1	Hou	W	1/0	25	108	4.3	28	0	2	13	0	Dec 31	at Den	W	1/1	31	153	4.9	24	0	2	32	0
TOTALS			14/1	127	608	4.8	72t	3	15	131	0	TOTALS			16/16	312	1,695	5.4	72	8	61	485	1

GORE'S GAME-BY-GAME

2007											
Date	Opp	W/L	P/S	Rsh	Yds	Avg	Lg	TD	Rec	Yds	TD
Sep 10	Arz	W	1/1	18	55	3.1	12	1	1	21	0
Sep 16	at StL	W	1/1	20	81	4.1	43t	2	2	4	0
Sep 23	at Pit	L	1/1	14	39	2.8	11	0	2	12	0
Sep 30	Sea	L	1/1	16	79	4.9	17	0	3	42	0
Oct 7	Bal	L	1/1	16	52	3.3	10	0	3	23	0
Oct 21	at NYG	L	1/1	14	88	6.3	24	0	3	23	0
Oct 28	NO	L	1/1	12	41	3.4	9	0	1	0	0
Nov 4	at Atl	L	-	-	-	-	-	-	-	-	-
Nov 12	at Sea	L	1/1	13	72	5.5	16	0	2	7	0
Nov 18	StL	L	1/1	15	32	2.1	7	0	5	31	0
Nov 25	at Arz	W	1/1	21	116	5.5	35t	2	11	98	0
Dec 2	at Car	L	1/1	12	58	4.8	11	0	5	53	0
Dec 9	Min	L	1/1	16	68	4.3	15	0	8	49	0
Dec 15	Cin	W	1/1	29	138	4.8	20	0	1	9	0
Dec 23	TB	W	1/1	21	89	4.2	20	0	4	43	1
Dec 30	at Cle	L	1/1	23	94	4.1	16	0	2	21	0
TOTALS			15/15	260	1,102	4.2	43t	5	53	436	1

2008											
Date	Opp	W/L	P/S	Rsh	Yds	Avg	Lg	TD	Rec	Yds	TD
Sep 7	Arz	L	1/1	14	96	6.9	41t	1	4	55	0
Sep 14	at Sea	W	1/1	19	61	3.2	23	1	5	38	0
Sep 21	Det	W	1/1	27	130	4.8	33	1	4	32	0
Sep 28	at NO	L	1/1	16	82	5.1	11	0	2	31	0
Oct 5	NE	L	1/1	12	54	4.5	16	0	4	24	1
Oct 12	Phi	L	1/1	19	101	5.3	25	1	3	16	0
Oct 19	at NYG	L	1/1	11	11	1.0	5	0	3	50	0
Oct 26	Sea	L	1/1	18	94	5.2	29	0	7	65	0
Nov 10	at Arz	L	1/1	23	99	4.3	20	0	1	6	0
Nov 16	StL	W	1/1	18	106	5.9	37	2	2	8	0
Nov 23	at Dal	L	1/1	14	26	1.9	7	0	1	6	0
Nov 30	at Buf	W	1/1	24	66	2.8	12	0	3	23	0
Dec 7	NYJ	W	1/1	14	52	3.7	12	0	3	13	1
Dec 14	at Mia	L	-	-	-	-	-	-	-	-	-
Dec 21	at StL	W	-	-	-	-	-	-	-	-	-
Dec 28	Was	W	1/1	11	58	5.3	11	0	1	6	0
TOTALS			14/14	240	1,036	4.3	41t	6	43	373	2

2009											
Date	Opp	W/L	P/S	Rsh	Yds	Avg	Lg	TD	Rec	Yds	TD
Sep 13	at Arz	W	1/1	22	30	1.4	6t	1	3	18	1
Sep 20	Sea	W	1/1	16	207	12.9	80t	2	5	39	0
Sep 27	at Min	L	1/1	1	4	4.0	4	0	0	0	0
Oct 4	StL	W	-	-	-	-	-	-	-	-	-
Oct 11	Atl	L	-	-	-	-	-	-	-	-	-
Oct 25	at Hou	L	1/1	13	32	2.5	9	0	2	15	
Nov 1	at Ind	L	1/1	13	91	7.0	64t	1	5	43	0
Nov 8	Ten	L	1/1	15	83	5.5	13	1	7	75	0
Nov 12	Chi	W	1/1	25	104	4.2	25	1	4	21	0
Nov 22	at GB	L	1/1	7	59	8.4	42	0	3	9	0
Nov 29	Jax	W	1/1	16	33	2.1	6	0	7	14	1
Dec 6	at Sea	L	1/1	9	25	2.8	6	0	5	37	1
Dec 14	Arz	W	1/1	25	167	6.7	36	1	2	10	0
Dec 20	at Phi	L	1/1	16	107	6.7	37	0	3	19	0
Dec 27	Det	W	1/1	28	71	2.5	15	1	4	81	0
Jan 3	at StL	W	1/1	23	107	4.7	34	2	2	25	0
TOTALS			14/14	229	1,120	4.9	80t	10	52	406	3

2010											
Date	Opp	W/L	P/S	Rsh	Yds	Avg	Lg	TD	Rec	Yds	TD
Sep 12	at Sea	L	1/1	17	38	2.2	10	0	6	45	0
Sep 20	NO	L	1/1	20	112	5.6	20	1	7	56	1
Sep 26	at KC	L	1/1	15	43	2.9	6	0	9	102	0
Oct 3	at Atl	L	1/1	21	77	3.7	13	0	7	60	0
Oct 10	Phi	L	1/1	18	52	2.9	16	0	4	21	1
Oct 17	Oak	W	1/1	25	149	6.0	64	0	0	0	0
Oct 24	at Car	L	1/1	19	102	5.4	20	0	4	57	0
Oct 31	Den	W	1/1	29	118	4.1	21	1	1	7	0
Nov 14	StL	W	1/1	22	87	4.0	23	1	3	67	0
Nov 21	TB	L	1/1	12	23	1.9	6	0	5	37	0
Nov 29	at Arz	W	1/1	5	52	10.4	25	0	0	0	0
PLACED ON INJURED RESERVE ON 11/30 (HIP)											
TOTALS			11/11	203	853	4.2	64	3	46	452	2

2011											
Date	Opp	W/L	P/S	Rsh	Yds	Avg	Lg	TD	Rec	Yds	TD
Sep 11	Sea	W	1/1	22	59	2.7	16	0	3	19	0
Sep 18	Dal	L	1/1	20	47	2.4	9	1	3	17	0
Sep 25	at Cin	W	1/1	17	42	2.5	12	0	0	0	0
Oct 2	at Phi	W	1/0	15	127	8.5	40	1	2	12	0
Oct 9	TB	W	1/1	20	125	6.3	21	1	2	18	0
Oct 16	at Det	W	1/1	15	141	9.4	55	1	2	5	0
Oct 30	Cle	W	1/1	31	134	4.3	26	1	0	0	0
Nov 6	at Was	W	1/1	19	107	5.6	27	0	1	7	0
Nov 13	NYG	W	1/1	6	0	0.0	3	0	1	8	0
Nov 20	Arz	W	1/1	24	88	3.7	14	0	1	6	0
Nov 24	at Bal	L	1/1	14	39	2.8	9	0	1	9	0
Dec 4	StL	W	1/1	21	73	3.5	20	0	0	0	0
Dec 11	at Arz	L	1/1	10	72	7.2	37t	1	0	0	0
Dec 19	Pit	W	1/1	18	65	3.6	13	1	0	0	0
Dec 24	at Sea	W	1/1	23	83	3.6	14	1	1	13	0
Jan 1	at StL	W	1/1	7	9	1.3	3	0	0	0	0
TOTALS			16/15	282	1,211	4.3	55	8	17	114	0

2011 Postseason											
Date	Opp	W/L	P/S	Rsh	Yds	Avg	Lg	TD	Rec	Yds	TD
Jan 14	NO	W	1/1	13	89	6.8	42	0	7	38	0
Jan 22	NYG	L	1/1	16	74	4.6	11	0	6	45	0
TOTALS			2/2	29	163	5.6	42	0	13	83	0

2012											
Date	Opp	W/L	P/S	Rsh	Yds	Avg	Lg	TD	Rec	Yds	TD
Sep 9	at GB	W	1/1	16	112	7.0	23t	1	1	1	0
Sep 16	Det	W	1/1	17	89	5.2	16	1	2	16	0
Sep 23	at Min	L	1/1	12	63	5.3	11	0	1	9	0
Sep 30	at NYJ	W	1/1	20	64	3.2	11	1	2	13	0
Oct 7	Buf	W	1/1	14	106	7.6	31	1	0	0	0
Oct 14	NYG	L	1/1	8	36	4.5	13	0	4	20	0
Oct 18	Sea	W	1/1	16	131	8.2	37	0	5	51	0
Oct 29	at Arz	W	1/1	16	55	3.4	17	0	1	11	0
Nov 11	StL	T	1/1	21	97	4.6	20t	1	3	18	0
Nov 19	Chi	W	1/1	17	78	4.6	14	0	0	0	0
Nov 25	at NO	W	1/1	19	83	4.4	14	0	2	18	1
Dec 2	at StL	L	1/1	23	58	2.5	23	1	0	0	0
Dec 9	Mia	W	1/1	12	63	5.3	19	1	2	22	0
Dec 16	at NE	W	1/1	21	83	4.0	15	0	2	34	0
Dec 23	at Sea	L	1/1	6	28	4.7	18	0	0	0	0
Dec 30	Arz	W	1/1	20	68	3.4	9	1	3	21	0
TOTALS			16/16	258	1,214	4.7	37	8	28	234	1

2012 Postseason											
Date	Opp	W/L	P/S	Rsh	Yds	Avg	Lg	TD	Rec	Yds	TD
Jan 12	GB	W	1/1	23	119	5.2	26	1	2	48	0
Jan 20	at Atl	W	1/1	21	90	4.3	11	2	0	0	0
Feb 3	Bal	L	1/1	19	110	5.8	33	1	0	0	0
TOTALS			3/3	63	319	5.1	33	4	2	48	0



CHRIS HARPER

13

WIDE RECEIVER

H: 6-1 W: 234

BORN 9.10.89 // WICHITA, KS // NORTHWEST HS, WICHITA, KS
KANSAS STATE // ROOKIE // ACQUIRED FA IN '13

The San Francisco 49ers signed WR Chris Harper after the Seahawks released him as part of their final cuts on August 31. He joins the 49ers after being drafted by the Seahawks in the 4th round (126th overall) of the 2013 NFL Draft, helping bolster San Francisco's receiving corps.

// 2013 (HIGHLIGHTS)

- Spent the entire 2013 offseason with the Seattle Seahawks before being released on 8/31 and then signing with the 49ers on 9/2.

// TRANSACTIONS

Originally selected in the 4th-round (126th overall) by Sea. in the 2013 NFL Draft... Released by Sea. on 8/31...Signed a three-year contract with the 49ers on 9/2.

// COLLEGE

- Over the course of his entire college career as a Wildcat and Duck, appeared in 51 games (32 starts), totaling 132 receipts. for 1,856 yds., with 14 TDs, and carrying the ball 43 times for 182 yds and 2 TDs. Also added 2 kickoff returns for 27 yds., 2 tackles and completed 4 of 9 atts. for 40 yds. and 1 TD. His 123 career receipts. at Kansas State left him t-7th on the school list, and his 12 TD receipts. also ranked him in a tie for 7th on the Wildcats all-time career list, while his 1,734 rec. yds. placed him at 10th all-time in Kansas State history for a career. In 2012, was selected second-team All-Big 12 Conference, after starting all 13 games, leading the team for the second consecutive season with a career-high 58 receipts. for 857 yds. and 3 TDs. In 2011, was named All-Big 12 second-team by The NFL Draft Report, playing in 13 games (12 starts), leading the Wildcats with 40 receipts. for 547 yds. and 5 TDs. Also contributed 5 yds. on 3 carries and returned 1 kickoff 21 yds. In 2010, appeared in all 13 games (7 starts), finishing with 25 receipts. for 330 yds. and 4 TDs. In 2009, redshirted at Kansas State after transferring from Oregon. As a freshman in 2008 at Oregon, converted from QB to WR after the Ducks' first 5 games, appearing in 7 more contests at the new position. Completed 4 of 9 atts. for 40 yds., with 1 TD, ranking 5th on the team with 35 carries for 137 yds. and 2 TDs, and also caught 9 receipts. for 122 yds. and 2 TDs, becoming Oregon's first player in 8 years to run, pass and catch a TD in the same season.

// PERSONAL

- Initially attended Collegiate (Wichita, KS) HS, for one year, as a freshman, rushing for more than 1,000 yds. as a running back, before transferring to Northwest (Wichita, KS) HS, where he earned Prep Stat All-American and Rivals.com four-star recruit honors as a senior.
- As a senior quarterback, he registered 761 yds. and 8 passing TDs, while also rushing for 506 yds. and 10 TDs.
- Also lettered in basketball, leading Northwest to the Class 6A state title as a sophomore.
- Graduated with a degree in communications.



KENDALL HUNTER

32

RUNNING BACK
H: 5-7 W: 199
**BORN 9.16.88 // TYLER, TX // JOHN TYLER HS, TYLER, TX
OKLAHOMA STATE // 3RD YEAR // ACQUIRED D-4 IN '11**

Kendall Hunter has been a key element in the 49ers ground game over the past two seasons. After beginning the 2012 season in fine fashion, Hunter's season was cut short by an Achilles injury in the 11th game of the year. Despite the injury, Hunter finished 2012 ranked 3rd on the team with 371 yds. rushing and 2 TDs. His 5.2 rushing average was the 6th-best in the NFL prior to going on Injured Reserve.

// GOLDMINE

- Kendall developed an appreciation for architecture and building at an early age from watching his uncle, Clyde. "He would build and fix things all the time from screen doors to flooring. I loved to help him. When I was 11 or 12 I built our dog, Fat Daddy, his own house."
- Learned to fish from his grandmother, Earline Rollins, at the ripe old age of five at Lake Tyler and Lake Palestine. "I remember her making me bait my own hook with worms when I was five."

HUNTER'S CAREER STATISTICS

YEAR	TEAM	GP	GS	ATT	RUSHING				TD	NO	RECEIVING				TD
					YDS	AVG	LG	YDS			AVG	LG			
2011	SF	16	1	112	473	4.2	44	2	16	195	12.2	44	0		
2012	SF	11	0	72	371	5.2	26	2	9	60	6.7	12	0		
2013	SF														
TOTALS		27	1	184	844	4.6	44	4	25	255	10.2	44	0		

PLAYOFFS

YEAR	TEAM	GP	GS	ATT	RUSHING				TD	NO	RECEIVING				TD
					YDS	AVG	LG	YDS			AVG	LG			
2011	SF	2	0	10	54	5.4	18	0	1	13	13.0	13	0		
2012	SF	–	–	–	INJURED RESERVE	–	–	–	–	–	–	–	–		
TOTALS		2	0	10	54	5.4	18	0	1	13	13.0	13	0		

YEAR	TEAM	KICKOFF RETURNS					PUNT RETURNS					
		NO	YDS	AVG	LG	TD	NO	FC	YDS	AVG	LG	TD
2011	SF	6	156	26.0	43	0	0	0	0	0.0	0	0
2012	SF	7	165	23.6	31	0	0	0	0	0.0	0	0
TOTALS		13	321	24.7	43	0	0	0	0	0.0	0	0

PLAYOFFS

YEAR	TEAM	KICKOFF RETURNS					PUNT RETURNS					
		NO	YDS	AVG	LG	TD	NO	FC	YDS	AVG	LG	TD
2011	SF	2	40	20.0	25	0	0	0	0	–	–	0
2012	SF	–	–	–	INJURED RESERVE	–	–	–	–	–	–	–
TOTALS		2	40	20.0	25	0	0	0	0	–	–	0

Additional Statistics:
Fumbles–Lost – 1–1: 1–1 in 2012

Sacked–Yards Lost: 1–4: 1–4 in 2012

Milestones:
NFL Debut: vs. Sea. (9/11/11); **First Start:** at Phi. (10/2/11); **First Rushing TD:** at Cin. (9/25/11 – 7 yd. run)

HUNTER'S CAREER HIGHS
Rushes: 16 at StL (1/1/12)

Rushing Yards: 81 vs. Buf. (10/7/12)

Long Rush: 44 vs. TB (10/9/11)

Rushing TDs: 1 (4 times) Last vs. Chi. (11/19/12)

Receptions: 2 (6 times) Last at StL (1/1/12)

Receiving Yards: 62 at Phi. (10/2/11)

Long Receptions: 44 at Phi. (10/2/11)

Kickoff Returns: 4 vs. Det. (9/16/12)

Kickoff Return Yards: 85 vs. Det. (9/16/12)

// TRANSACTIONS

Originally a 4th-round (115th overall) draft choice by SF in 2011.

// 2012

- Ranked 6th in the NFL with a 5.2 rushing avg. before being placed on injured reserve (11/27).
- Tallied 56 yds. rushing on 8 carries and scored his 1st TD of the season on a 1-yd. run at NYJ (9/30).
- Registered a career-high 81 yds. rushing on 11 carries vs. Buf. (10/7). His previous record was 76 yds. at StL (1/1/12).
- Scored on a 14-yd. run in the 2nd qtr. vs. Chi. (11/19), his 2nd TD on the season and 4th of his career.
- Placed on the Injured Reserve List on 11/27 (Achilles).

// 2011

- Ranked 2nd on the team with 473 yds. rushing and 2 TDs.
- Made NFL debut vs. Sea. (9/11), recording 2 carries for 4 yds.
- Broke several tackles in his first career KOR for 43 yds. in the 3rd qtr. vs. Dal. (9/18).
- Notched his first career TD on a 7-yd. run late in the 4th qtr. to give the 49ers a 10-6 lead. He finished the day with 9 carries for 26 yds. and 1 TD.
- Made his first career start at Phi. (10/2), becoming the first rookie RB to start a game for the 49ers since Glen Coffee in 2009 (vs. Atl. - 10/11). Caught 2 passes for 62 yds., while carrying 9 times for 38 yds. in come-from-behind 24-23 win.
- Rushed for 65 yds. vs. TB (10/9), including a career-long 44-yd. rush.
- Scored his second career rushing TD on a 17-yd. run, following CB Carlos Rogers' INT in the 4th qtr. vs. NYG (11/13).
- Set a career-high with 76 rushing yds. on 16 carries at StL (1/1), while adding 3 KR for 75 yds..

// COLLEGE

Played in 46 games (23 starts) for the Cowboys and rushed for 4,181 yds. and 37 TDs on 708 carries. Also added 63 receipts. for 519 yds. and 2 TDs in his career. His 4,181 rushing yds. ranks 4th in school history behind only Thurman Thomas (4,595; 1984-87), Terry Miller (4,581; 1974-77) and David Thompson (4,314; 1993-96). As a senior, received first-team All-American honors from the Walter Camp Foundation, American Football Coaches Association and AP, while finishing second for the AP Big 12 Player of the Year Award. Played in 13 games (12 starts) and rushed for 1,548 yds. and 16 TDs on 271 carries. Also added 20 receipts. for 101 yds. and 5 KORs for 87 yds. Finished second in the Big 12 and ranked 9th in the nation with an avg. of 119.1 yds./gm. Eclipsed the 100-yd. plateau in 9 games, including two, 200-yd. games. In 2009, played in 8 games (2 starts), registering 83 carries for 382 yds. and 2 TDs. Was hampered with a nagging ankle injury for most of the season. As a sophomore, became Oklahoma State's first All-American running back since RB Gerald Hudson in 1990, and joined teammate WR Dez Bryant as the first Cowboys sophomore position players to be named All-American since RB Thurman Thomas in 1985. Was an All-Big 12 first-team selection and the OSU academic achievement award winner. Started all 13 games, leading the Big 12 and ranking 7th in the nation with an avg. of 119.6 yds./gm. on the ground. Recorded 241 carries for 1,555 yds. (6.5 avg.) and 16 TDs, while adding 22 receipts. for 198 yds. and 2 TDs. In 2007, was a Freshman All-Big 12 selection by *The Sporting News*. Rushed for 696 yds. and 4 TDs. on 107 carries.

// PERSONAL

- Attended John Tyler (Tyler, TX) HS and was rated as the 40th best running back in the nation. Also named to Texas Football's "Texas Top 20" squad and earned a three-star rating from Scout.com.
- Finished his prep career with 2,799 yds. rushing and 32 TDs. Earned All-East Texas First-Team honors and second-team all-state as a senior.
- Credits his mother, Freddie, for always being there to tell him he could be anything he wanted to be as long as you work for what you want.
- First played football for the Tyler (TX) Panthers.
- Two-time winner of the Oklahoma State academic achievement award and Academic All-Big 12 honors.
- Born Kendall Hunter (9/16/88) in Tyler, TX.
- Majored in education.

// INJURY REPORT

2012: Placed on injured reserve on 11/27 with an Achilles injury.

HUNTER'S GAME-BY-GAME

2011 Rushing & Receiving

Date	Opp	W/L	P/S	Rsh	Yds	Avg	Lg	TD	Rec	Yds	TD
Sep 11	Sea	W	1/0	2	4	2.0	2	0	0	0	0
Sep 18	Dal	L	1/0	0	0	0.0	0	0	0	0	0
Sep 25	at Cin	W	1/0	9	26	2.9	11	1	2	12	0
Oct 2	at Phi	W	1/1	9	38	4.2	14	0	2	62	0
Oct 9	TB	W	1/0	9	65	7.2	44	0	0	0	0
Oct 16	at Det	W	1/0	8	33	4.1	9	0	0	0	0
Oct 30	Cle	W	1/0	3	26	8.7	26	0	0	0	0
Nov 6	at Was	W	1/0	8	25	3.1	8	0	0	0	0
Nov 13	NYG	W	1/0	6	40	6.7	17t	1	1	4	0
Nov 20	Arz	W	1/0	11	27	2.5	9	0	1	15	0
Nov 24	at Bal	L	1/0	4	14	3.5	9	0	1	13	0
Dec 4	StL	W	1/0	5	4	0.8	4	0	2	24	0
Dec 11	at Arz	L	1/0	8	20	2.5	6	0	2	19	0
Dec 19	Pit	W	1/0	2	2	1.0	2	0	2	24	0
Dec 24	at Sea	W	1/0	12	73	6.1	24	0	1	11	0
Jan 1	at StL	W	1/0	16	76	4.8	13	0	2	11	0
TOTALS			16/1	112	473	4.2	44	2	16	195	0

2011 Returns

Date	Opp	KR	Yds	Avg	Lg	TD	PR	FC	Yds	Avg	Lg	TD
Sep 11	Sea	0	0	0.0	0	0	0	0	0	0.0	0	0
Sep 18	Dal	1	43	43.0	43	0	0	0	0	0.0	0	0
Sep 25	at Cin	0	0	0.0	0	0	0	0	0	0.0	0	0
Oct 2	at Phi	1	16	16.0	16	0	0	0	0	0.0	0	0
Oct 9	TB	1	22	22.0	22	0	0	0	0	0.0	0	0
Oct 16	at Det	0	0	0.0	0	0	0	0	0	0.0	0	0
Oct 30	Cle	0	0	0.0	0	0	0	0	0	0.0	0	0
Nov 6	at Was	0	0	0.0	0	0	0	0	0	0.0	0	0
Nov 13	NYG	0	0	0.0	0	0	0	0	0	0.0	0	0
Nov 20	Arz	0	0	0.0	0	0	0	0	0	0.0	0	0
Nov 24	Bal	0	0	0.0	0	0	0	0	0	0.0	0	0
Dec 4	StL	0	0	0.0	0	0	0	0	0	0.0	0	0
Dec 11	at Arz	0	0	0.0	0	0	0	0	0	0.0	0	0
Dec 19	Pit	0	0	0.0	0	0	0	0	0	0.0	0	0
Dec 24	at Sea	0	0	0.0	0	0	0	0	0	0.0	0	0
Jan 1	at StL	3	75	25.0	29	0	0	0	0	0.0	0	0
TOTALS		6	156	26.0	43	0	0	0	0	0.0	0	0

2011 Postseason Rushing & Receiving

Date	Opp	W/L	P/S	Rsh	Yds	Avg	Lg	TD	Rec	Yds	TD
Jan 14	NO	W	1/0	6	23	3.8	11	0	1	13	0
Jan 22	NYG	L	1/0	4	31	7.8	18	0	0	0	0
TOTALS			2/0	10	54	5.4	18	0	1	13	0

2011 Postseason Returns

Date	Opp	KR	Yds	Avg	Lg	TD	PR	FC	Yds	Avg	Lg	TD
Jan 14	NO	1	25	25.0	25	0	0	0	0	0.0	0	0
Jan 22	NYG	1	15	15.0	15	0	0	0	0	0.0	0	0
TOTALS		2	40	20.0	25	0	0	0	0	0.0	0	0

2012 Rushing & Receiving

Date	Opp	W/L	P/S	Rsh	Yds	Avg	Lg	TD	Rec	Yds	TD
Sep 9	at GB	W	1/0	9	41	4.6	8	0	0	0	0
Sep 16	Det	W	1/0	5	23	4.6	13	0	2	21	0
Sep 23	at Min	L	1/0	4	0	0.0	3	0	1	2	0
Sep 30	at NYJ	W	1/0	8	56	7.0	13	1	0	0	0
Oct 7	Buf	W	1/0	11	81	7.4	26	0	0	0	0
Oct 14	NYG	L	1/0	4	26	6.5	15	0	1	6	0
Oct 18	Sea	W	1/0	9	31	3.4	10	0	2	14	0
Oct 29	at Arz	W	1/0	10	43	4.3	9	0	1	6	0
Nov 11	StL	T	1/0	3	15	5.0	4	0	1	8	0
Nov 19	Chi	W	1/0	5	27	5.4	14t	1	1	3	0
Nov 25	at NO	W	1/0	4	28	7.0	21	0	0	0	0
PLACED ON INJURED RESERVE ON 11/27 (ACHILLES)											
TOTALS			11/0	72	371	5.2	26	2	9	60	0

2012 Returns

Date	Opp	KR	Yds	Avg	Lg	TD	PR	FC	Yds	Avg	Lg	TD
Sep 9	at GB	1	31	31.0	31	0	0	0	0	0.0	0	0
Sep 16	Det	4	85	21.3	26	0	0	0	0	0.0	0	0
Sep 23	at Min	2	49	24.5	29	0	0	0	0	0.0	0	0
Sep 30	at NYJ	0	0	0.0	0	0	0	0	0	0.0	0	0
Oct 7	Buf	0	0	0.0	0	0	0	0	0	0.0	0	0
Oct 14	NYG	0	0	0.0	0	0	0	0	0	0.0	0	0
Oct 18	Sea	0	0	0.0	0	0	0	0	0	0.0	0	0
Oct 29	at Arz	0	0	0.0	0	0	0	0	0	0.0	0	0
Nov 11	StL	0	0	0.0	0	0	0	0	0	0.0	0	0
Nov 19	Chi	0	0	0.0	0	0	0	0	0	0.0	0	0
Nov 25	at NO	0	0	0.0	0	0	0	0	0	0.0	0	0
PLACED ON INJURED RESERVE ON 11/27 (ACHILLES)												
TOTALS		7	165	23.6	31	0	0	0	0	0.0	0	0



MIKE IUPATI

77

GUARD

H: 6-5 W: 331

BORN 5.12.87 // AMERICAN SAMOA // WESTERN HS, ANAHEIM, CA
IDAHO // 4TH YEAR // ACQUIRED D-1B IN '10

Mike Iupati has already made a name for himself in just three NFL seasons, having been named First-Team All-Pro and earning a starting spot on the 2012 NFC Pro Bowl roster. A mild-mannered native of American Samoa off the field, Iupati plays with a nasty streak on the field. He has started all 48 games, and all five postseason contests, since his rookie year in 2010. Selected 17th overall in the 2010 NFL Draft, Mike Iupati showcased his rare combination of size and athleticism as he was named the team's starting left guard during his rookie training camp. He and T Anthony Davis, are two of only four members of the 2010 NFL Draft class to start every game from 2010-12 (Jax. DT Tyson Alualu & Sea. S Earl Thomas).



- When Iupati entered the NFL his hair was very long, reaching the middle of his back. He had not cut it since the summer before his sophomore year at Idaho. When he returned to the Bay Area to begin the 2012 offseason program, he was sporting a buzz cut. "I needed a new start and thought now was the right time. I donated my hair to Locks of Love so that some kid would be able to make good use of it."
- Mike's brother did all of the tattoos on his arm and leg. All of the art on his body is reflective of Samoan culture. "Some of them are Fala, the centipede, the waves, the ocean, fish. It goes back to what we normally use." The lion on his leg was artwork that Mike liked and asked his brother to put a Polynesian design around it.
- Although Mike has not lived in American Samoa for several years, his mother will never let him forget his culture. "My mom was tough on us, but it's discipline. That's why a lot of Polynesians are disciplined when they come to the U.S. You have to always respect your elders. It's our culture."

// GOLDMINE

- Growing up in the village of Nuuli in American Samoa, Iupati took English as a second language, but was still way behind the curve when he arrived in the United States prior to his freshman year of high school. When it came time to head to college and pursue a football career, he was behind academically due to the language barrier. Iupati began looking into junior colleges. While at a recruiting barbecue at Ceritos College, he met Johnny Nansen, an assistant coach at Idaho, who later convinced him to sign with the Vandals as a Prop 48. Four years later Iupati was a first round NFL draft pick.

IUPATI'S CAREER STATISTICS

GAMES/STARTS – 48/48; 2010 (16/16); 2011 (16/16); 2012 (16/16)

POSTSEASON GAMES/STARTS – 5/5; 2011 (2/2); 2012 (3/3)

Milestones:

NFL Debut: at Sea. (9/12/10); **First Start:** at Sea. (9/12/10)

// TRANSACTIONS

Originally the second of two 1st-round (17th overall) draft choices by SF in 2010.

// AWARDS & HONORS

2010: *The Sporting News* – 2010 All-Rookie Team, PFW/PFWA All-Rookie Team

2011: Madden Most Valuable Protectors Award (Week 5)

2012: AP First-Team All-Pro, First Team All-Pro Selection by PFW/PFWA, All-Pro selection by *Sports Illustrated's* Peter King, All-Pro selection by *The Sporting News*, All-Pro by ESPN's John Clayton, NFC Pro Bowl selection (Starter), 2012 Madden Most Valuable Protectors Award, Madden Most Valuable Protectors Award (Week 5), Madden Most Valuable Protectors Award (Week 7), Madden Most Valuable Protectors Award (Week 12, USA Football All-Fundamentals Team

// 2012

- Iupati and the 49ers O-Line won the 2012 Madden Most Valuable Protectors Award, recognizing the best O-Line in the NFL.
- The 49ers were 1 of just 3 teams to have the same 5 starting offensive linemen for every game this season (Was. & NYJ).
- Paved the way as the team rushed for a then season-high 245 yds. on 44 carries as 9 different players carried the ball at NYJ (9/30).
- Helped the 49ers offense set a team record with 621 total yds. (311 rushing, 310 passing) vs. Buf. (10/7), surpassing the 49ers previous franchise record of 598 vs. Buf. (9/13/92). San Francisco became the first team in NFL history to post 300-or-more yds. rushing and passing in the same game. For the first time in 49ers history since 11/19/61 vs. Chi., San Francisco posted a 300-yd. passer (QB Alex Smith 303 yds.), 2, 100 yd-receivers (WR Michael Crabtree – 113 yds.; TE Vernon Davis – 106 yds.) and a 100-yd. rusher (RB Frank Gore – 106 yds.) in the same game. The offensive line did not allow a sack the entire game and was awarded the Madden Most Valuable Protectors Award for Week 5.
- Iupati and the 49ers offensive line did not allow a sack on 25 pass attempts by QB Colin Kaepernick at NO (11/25). The performance earned the O-Line the Madden Most Valuable Protectors Award for Week 12.
- Part of offensive line vs. GB (1/12/13 - NFC-D) then helped the 49ers become the first team in NFL history to ever have two, 100-yd. rushers [QB Colin Kaepernick (181 yds. rushing), RB Frank Gore (119 yds. rushing)] and one, 100-yd. receiver [WR Michael Crabtree (119 yds. receiving)] in a playoff game in NFL history.
- Against the Packers, San Francisco amassed 579 total yds. of offense (323 rushing and 256 passing), setting a new single-game postseason franchise record. The previous record was 537 yds. (211 rushing and 326 passing) vs. Mia. (1/20/85) in Super Bowl XIX. The 49ers rushed for 323 yds. on the night, setting the franchise single-game postseason rushing record.
- Iupati and the 49ers offense became the first team in Super Bowl history to have a 300-yd. passer, a 100-yd. rusher and 2, 100-yd. receivers in a single game. QB Colin Kaepernick threw for 302 yds., RB Frank Gore added 110 yds. rushing, WR Michael Crabtree tallied 109 rec. yds. and TE Vernon Davis recorded 104 rec. yds vs. Bal. in Super Bowl XLVII (2/3/13).

// 2011

- Part of an offensive line that helped pave the way for RB Frank Gore to gain 100+ rush yds. on the ground in five consecutive games, setting a new franchise record.
- Iupati and the 49ers offensive line did not allow a sack on 20 pass atts. by QB Alex Smith vs. Sea. (9/11).
- Helped 49ers accumulate 442 yds. of offense in come-from-behind victory at Phi. (10/2), which included 164 yds. on the ground.
- Iupati and the offensive line were awarded the Madden Most Valuable Protectors Award for Week 5. They helped the 49ers offense rush for 213 yds. on the ground while not allowing a sack vs. TB (10/9), marking the first time since 12/14/06 at Sea. that the team rushed for over 200 yds. and did not allow a sack.
- Supported the 49ers offense in rushing for 203 yds. at Det. (10/16), marking the first time the team rushed for over 200 yds. in back-to-back games (10/9 vs. TB, 213 yds.) since 12/6/98 at Car. (236 yds.) and 12/14/98 vs. Det. (328 yds.).
- Aided the 49ers offense in reaching 253 yds. in the 1st half vs. Cle. (10/30), marking the most net yds. gained by the 49ers in the 1st half and second highest total in either half of the season (10/2 - 289 yds. at Phi.).
- Helped the 49ers offense hold the ball for 44:16 while not allowing a sack vs. Arz. (11/20), marking the highest time of possession for the team since 11/3/02 at Oak. (44:33 – 49ers 23, Raiders 20).
- Iupati and the offensive line prevented QB Alex Smith from getting sacked in 20-3 win on MNF vs. Pit. (12/19).

// 2010

- Along with T Anthony Davis, became just the third set of rookies to start every game on the offensive line since the 16-game schedule was instituted in 1978 (T Adam Meadows and T Tarik Glenn in 1997 with Ind. & C Nick Mangold and T D'Brickshaw Ferguson in 2006 with NYJ).
- Along with RT Anthony Davis, the duo became just the fourth set of rookies to start on the offensive line on opening day in franchise history, and the first since 1958.
- Part of an offensive line that did not allow a sack on 32 pass atts. by QB Alex Smith vs. NO (9/20) and 19 pass atts. by QB Troy Smith vs. Den. (10/31).
- Started at G at Arz. (11/29) as the offense rushed for a season-high 261 yds., while recording a season-high 26 first downs.

// COLLEGE

A three-year starter at Idaho, played in 35 games (33 starts) in his career. Started all 13 games at LG as a senior and became just the second non-BCS player to be named a finalist for the Outland Trophy since the award's inception in 1946 (Willie Roaf, Louisiana Tech - 1992). Also earned All-American first-team honors by the *NFL Draft Report*, Walter Camp Football Foundation, The American Football Coaches Association, Football Writers of America, Associated Press and *Sports Illustrated*. In addition, was named first-team All-WAC and was the only active member to be named to the WAC's All-Decade team. Helped lead the Vandals to their first winning season since 1999 and paved the way for an offense that ranked 9th in the nation in total offense (451.4 ypg). As a junior, started the final eight games at LG on his way to earning All-WAC first-team honors by the NFL Draft Report. Started all 12 games at LG as a sophomore in 2007 after serving in a reserve role as a freshman.

// PERSONAL

- Attended Western (Anaheim, CA) HS where he was a captain and played on both sides of the ball, receiving all-state and all-conference honors as a senior.
- Competed on the school's wrestling and track teams.
- He and his wife, Ashley, were married in Hawaii in February 2012. The couple honeymooned in Bora Bora. As a youth, Ashley was a nine-time BMX bicycle world champion racer. She took up the sport at the age of three. The couple originally met during Mike's senior year at Idaho the weekend of his team's game versus Hawaii. The couple has two dogs – a miniature dachshund named Marley and an English bullbrog named Teine. The couple has one son, KoaAlii'.
- Was a high school teammate of DT Fili Moala, who was selected in the 2nd round of the 2009 NFL Draft by the Indianapolis Colts.
- Born Michael Iupati (5/12/87) in American Samoa.
- Graduated with a degree in general studies.



LaMICHAEL JAMES

23

RUNNING BACK

H: 5-9 W: 195

BORN 10.22.89 // NEW BOSTON, TX // LIBERTY-EYLAU HS, TEXARKANA, TX
OREGON // 2ND YEAR // ACQUIRED D-2 IN '12

LaMichael James made the most of his opportunities in 2012, after his NFL debut against the Miami Dolphins on December 9. His speed and elusiveness allowed him to tally over 500 all-purpose yards in just four regular season games at running back and kick returner. In college, James became the first two-time consensus All-America selection in Oregon history. In 2011, James led the nation, averaging 150.4 rushing yards per game, and ranked 2nd in the NCAA with 1,805 rushing yards. The recipient of the Doak Walker Award as the nation's top running back in 2010, James became just the third player in Pac-10/12 Conference history to rush for over 5,000 yards in his career.

// GOLDMINE

- One of James' biggest loves is building and restoring classic cars. In his collection, he owns a 1972 Impala, 1977 Chevelle and 1984 Monte Carlo. "It was just something that people do back in Texarkana," he said. "Everybody likes to trick their cars out, and bringing them up from nothing is a big thing there." It's become a hobby that he said relaxes him when he's away from football.
- Away from the gridiron, James has a passion for working in juvenile justice. "Hopefully, I'll be able to work with troubled kids that might not have a great background or a great home front," he said. "Hopefully I can make a difference in their lives."

- LaMichael James grew up in Texarkana, Texas. On the border of Texas and Arkansas, he described it as a tight-knit community with an emphasis on having a family atmosphere. All of his friends lived in the same neighborhood and pushed each other to stay active and involved. "We all played every sport. 'You do it, I do it.' It was one of those type of deals," James said. "That really kept me out of trouble and kept me focused with an eye on the prize." During the 2012 NFL Draft, James was invited to take part in the league's primetime event at New York's Radio City Music Hall, but James opted to stay home in Texarkana and witness the event with all the people he grew up with. "I'm never going to be bigger than the situation," James said. "I never want to turn my back on where I come from. That's where I've been my whole life. The people that have been there for me my whole life and have seen me grow up from a little boy, I wanted to share those moments with them."

JAMES' CAREER HIGHS

Rushes: 8 (2 times) Last at NE (12/16/12)

Rushing Yards: 49 vs. Arz. (12/30/12)

Long Rush: 26 vs. Arz. (12/30/12)

Receptions: 2 at Sea. (12/23/12)

Receiving Yards: 15 vs. Mia. (12/9/12)

Long Reception: 15 vs. Mia. (12/9/12)

Kickoff Returns: 6 at Sea. (12/23/12)

Kickoff Return Yards: 172 at Sea. (12/23/12)

Kickoff Return Long: 62 at NE (12/16/12)

Total Yards: 201 (15 rush, 14 rec., 172 KR) at Sea. (12/23/12)

JAMES' CAREER STATISTICS

YEAR	TEAM	GP	GS	ATT	RUSHING				NO	RECEIVING			
					YDS	AVG	LG	TD		YDS	AVG	LG	TD
2012	SF	4	0	27	125	4.6	26	0	3	29	9.7	15	0
2013	SF												
TOTALS		4	0	27	125	4.6	26	0	3	29	9.7	15	0

PLAYOFFS

YEAR	TEAM	GP	GS	ATT	RUSHING				NO	RECEIVING			
					YDS	AVG	LG	TD		YDS	AVG	LG	TD
2012	SF	3	0	11	65	5.9	15t	1	2	11	5.5	7	0
TOTALS		3	0	11	65	5.9	15t	1	2	11	5.5	7	0

YEAR	TEAM	NO	YDS	AVG	LG	TD	NO	FC	PUNT RETURNS			
									YDS	AVG	LG	TD
2012	SF	14	417	29.8	62	0	0	0	0	-	-	0
2013	SF											
TOTALS		14	417	29.8	62	0	0	0	0	-	-	0

PLAYOFFS

YEAR	TEAM	NO	YDS	AVG	LG	TD	NO	FC	PUNT RETURNS			
									YDS	AVG	LG	TD
2012	SF	7	162	23.1	28	0	0	0	0	-	-	0
TOTALS		7	162	23.1	28	0	0	0	0	-	-	0

Additional Statistics:

Fumbles-Lost: Regular Season 1-0: 1-0 in 2012; Postseason 1-1: 1-1 in 2012

Milestones:

NFL Debut: vs. Mia. (12/9/12)

// TRANSACTIONS

Originally a 2nd-round (61st overall) draft choice by SF in 2012.

// 2012

- Made his NFL debut vs. Mia. (12/9) and finished the day with 30 rushing yds. on 8 carries. Added 1 recept. for 15 yds. and averaged 26.3 yds. on 3 KORs.
- Amassed a career-high 201 total yds. (172 returns, 15 rushing, 14 receiving) at Sea. (12/23).
- Rushed for a career-high 49 yds. (7.0 avg.) with a long of 26 yds. vs. Arz. (12/30).
- Registered his first-career TD on a 15-yd. TD run at Atl. (1/20/13) (NFC-C) and became the first 49ers rookie to register a TD in the postseason since FB William Floyd tallied a 1-yd. TD run vs. Chi. (1/7/95) (NFC-D).

// COLLEGE

Played in 37 games (34 starts) for the Ducks, registering 771 carries for 5,082 yds. and 53 TDs, while adding 51 receipts. for 586 yds. and 4 TDs. Also recorded 14 PRs for 137 yds. and 1 TD. Became the first two-time consensus All-America selection in school history. Ranks 1st in school history with 5,082 rus. yds. and became just the 3rd player in Pac-10/12 history to rush for over 5,000 yds. (USC RB Charles White - 6,245 rus. yds. & Oregon St. RB Ken Simonton - 5,044 rus. yds.). Also holds Oregon's career record for rushing TDs (53), total TDs (58) and points (348). As a junior, garnered First-Team All-America honors from Walter Camp and the American Football Coaches Association. Also selected First-Team All-Pac-12, and was the recipient of the team's Duane J. Cargill Memorial Award as Oregon's outstanding offensive impact player. That year, played in 12 games (11 starts) and rushed for 1,805 yds. and 18 TDs on 247 carries, while adding 17 receipts. for 210 yds. and 1 TD. Set the Oregon single-season record and ranked 2nd in the country with 1,805 rus. yds. Also ranked 1st in the nation in rushing yds./gm. (150.4). As a sophomore, was the recipient of the Doak Walker Award as the nation's top running back. Also received First-Team All-America honors from the American Football Coaches Association, Football Writers Association, AP and Walter Camp, in addition to being named First-Team All-Pac-10. Started all 12 games, in 2010, and rushed for a then-school record 1,731 yds. and 21 TDs on 294 carries. Also added 17 receipts. for 208 yds. and 3 TDs, and ranked 1st in the nation with a school record 144 points. As a freshman, named Pac-10 Offensive Freshman of the Year by the league's coaches, and was selected National Freshman Performer of the Year by the College Football Performance Awards. Added Freshman First-Team All-America honors from *The NFL Draft Report*, Football Writers Association and *College Football News*. Also a Third-Team All-America selection by the AP and *The Sporting News*. Played in 13 games (11 starts) and rushed for 1,546 yds. and 14 TDs on 230 carries, in 2009. Also added 17 receipts. for 168 yds. Redshirted as a true freshman in 2008.

// PERSONAL

- Attended Liberty-Eylau (Texarkana, TX) HS and was an all-state selection following his junior and senior seasons.
- As a senior, was a Prep Star All-Midlands Region honoree and rushed for 2,043 yds. and 26 TDs.
- In 2006, selected second-team all-state as he tallied 19 TDs, while adding 1,600 yds. on the ground and another 500 rec. yds.
- Also won the state title in the 100 meter dash with a time of 10.51 in 2006.
- Born LaMichael Keondrae James (10/22/89) in New Boston, TX.
- Graduated with a degree in sports business in December, 2011.

JAMES' GAME-BY-GAME

2012 Rushing & Receiving

Date	Opp	W/L	P/S	Rsh	Yds	Avg	Lg	TD	Rec	Yds	TD
Sep 9	at GB	W	—	—	—	INACTIVE	—	—	—	—	—
Sep 16	Det	W	—	—	—	INACTIVE	—	—	—	—	—
Sep 23	at Min	L	—	—	—	INACTIVE	—	—	—	—	—
Sep 30	at NYJ	W	—	—	—	INACTIVE	—	—	—	—	—
Oct 7	Buf	W	—	—	—	INACTIVE	—	—	—	—	—
Oct 14	NYG	L	—	—	—	INACTIVE	—	—	—	—	—
Oct 18	Sea	W	—	—	—	INACTIVE	—	—	—	—	—
Oct 29	at Arz	W	—	—	—	INACTIVE	—	—	—	—	—
Nov 11	StL	T	—	—	—	INACTIVE	—	—	—	—	—
Nov 19	Chi	W	—	—	—	INACTIVE	—	—	—	—	—
Nov 25	at NO	W	—	—	—	INACTIVE	—	—	—	—	—
Dec 2	at StL	L	—	—	—	INACTIVE	—	—	—	—	—
Dec 9	Mia	W	1/0	8	30	3.8	13	0	1	15	0
Dec 16	at NE	W	1/0	8	31	3.9	17	0	0	0	0
Dec 23	at Sea	L	1/0	4	15	3.8	6	0	2	14	0
Dec 30	Arz	W	1/0	7	49	7.0	26	0	0	0	0
TOTALS			4/0	27	125	4.6	26	0	3	29	0

2012 Returns

Date	Opp	KR	Yds	Avg	Lg	TD	PR	FC	Yds	Avg	Lg	TD
Sep 9	at GB	—	—	—	—	INACTIVE	—	—	—	—	—	—
Sep 16	Det	—	—	—	—	INACTIVE	—	—	—	—	—	—
Sep 23	at Min	—	—	—	—	INACTIVE	—	—	—	—	—	—
Sep 30	at NYJ	—	—	—	—	INACTIVE	—	—	—	—	—	—
Oct 7	Buf	—	—	—	—	INACTIVE	—	—	—	—	—	—
Oct 14	NYG	—	—	—	—	INACTIVE	—	—	—	—	—	—
Oct 18	Sea	—	—	—	—	INACTIVE	—	—	—	—	—	—
Oct 29	at Arz	—	—	—	—	INACTIVE	—	—	—	—	—	—
Nov 11	StL	—	—	—	—	INACTIVE	—	—	—	—	—	—
Nov 19	Chi	—	—	—	—	INACTIVE	—	—	—	—	—	—
Nov 25	at NO	—	—	—	—	INACTIVE	—	—	—	—	—	—
Dec 2	at StL	—	—	—	—	INACTIVE	—	—	—	—	—	—
Dec 9	Mia	3	79	26.3	34	0	0	0	0	—	—	0
Dec 16	at NE	4	133	33.3	62	0	0	0	0	—	—	0
Dec 23	at Sea	6	172	28.7	35	0	0	0	0	—	—	0
Dec 30	Arz	1	33	33.0	33	0	0	0	0	—	—	0
TOTALS		14	417	29.8	62	0	0	0	0	0	—	0

2012 Postseason

Date	Opp	W/L	P/S	Rsh	Yds	Avg	Lg	TD	Rec	Yds	TD
Jan 12	GB	W	1/0	3	21	7.0	14	0	1	7	0
Jan 20	at Atl	W	1/0	5	34	6.8	15t	1	1	4	0
Feb 3	Bal	L	1/0	3	10	3.3	9	0	0	0	0
TOTALS			3/0	11	65	5.9	15t	1	2	11	0

2012 Postseason

Date	Opp	KR	Yds	Avg	Lg	TD	PR	FC	Yds	Avg	Lg	TD
Jan 12	GB	1	23	23.0	23	0	0	0	0	—	—	0
Jan 20	at Atl	3	64	21.3	25	0	0	0	0	—	—	0
Feb 3	Bal	3	75	23.1	28	0	0	0	0	—	—	0
TOTALS		7	162	23.1	28	0	0	0	0	—	—	0



TONY JEROD-EDDIE

63

DEFENSIVE TACKLE

H: 6-5 W: 301

BORN 3.29.90 // DeSOTO, TX // DeSOTO HS, DeSOTO, TX
TEXAS A&M // 2ND YEAR // ACQUIRED FA IN '12

Tony Jerod-Eddie was signed by the 49ers as an undrafted free agent in 2012. After spending the first 15 games on the team's practice squad that year, he made his NFL debut against the Arizona Cardinals on December 30. A native of DeSoto, TX, Jerod-Eddie played in 51 games (38 starts) at Texas A&M, earning Second-Team All-Big 12 honors, as a senior.

// GOLDMINE

- Outside of football, Jerod-Eddie stays active fishing, riding four-wheelers and paint balling. "I'm an outdoorsman." He picked the hobbies up from his family, as he had a fishing pond in his backyard and numerous lakes in his hometown in East Texas.
- After his playing career, Jerod-Eddie plans to get a barber's license and open up his own barber shop. He would also like to continue staying active in athletics. "I'll try to get my Master's degree. I'm still trying to decide if I would like to be a coach. But I want to work in sports, as an academic advisor or athletic director."
- Jerod-Eddie was introduced to football playing for fun during recess and after school with friends at the age of 4. "Being from Texas, we eat and sleep football, and it starts at a young age," Jerod-Eddie said. "I love basketball too, it was my first love." He joined a basketball league in the 4th grade and started playing organized football a year later. "I started in the 5th grade and haven't stopped since," he said.

JEROD-EDDIE'S CAREER STATISTICS

YEAR	TEAM	GP	GS	TACKLES				YDS	INT	INTERCEPTIONS				FUMBLES			
				TOT	SOL	AST	SACKS			YDS	LG	TD	PD	FF	FR	YDS	
2012	SF	1	0	0	0	0	0.0	0	0	-	-	0	0	0	0	0	0
2013	SF																
TOTALS		1	0	0	0	0	0.0	0	0	-	-	0	0	0	0	0	0

PLAYOFFS

YEAR	TEAM	GP	GS	TACKLES				YDS	INT	INTERCEPTIONS				FUMBLES			
				TOT	SOL	AST	SACKS			YDS	LG	TD	PD	FF	FR	YDS	
2012	SF	0	0	0	0	0	0.0	0	0	-	-	0	0	0	0	0	0
TOTALS		0	0	0	0	0	0.0	0	0	-	-	0	0	0	0	0	0

Milestones:

NFL Debut: vs. Arz. (12/30/12)

// TRANSACTIONS

Originally signed by SF as an undrafted free agent on 5/7/12... Released by SF on 8/31/12...Signed to SF practice squad on 9/1/12...Promoted to SF active roster on 12/28/12.

// 2012

- Originally signed by the 49ers as an undrafted rookie free agent (5/7). Spent the first 15 weeks of the season on the team's practice squad before being promoted to the SF active roster on 12/28.
- Made NFL debut vs. Arz. (12/30).

// COLLEGE

Played in 51 games (38 starts) for the Aggies and produced 148 tackles, 14.5 TFLs, 7 sacks, 2 FRs and 1 FF. A second-team All-Big 12 pick in 2011, recording career highs in tackles (56), TFLs (7.0), sacks (5.0) and FFs (1). Earned honorable mention All-Big 12 as a junior, starting all 13 games and posting 49 tackles, 2.5 tackles and 1 blocked kick. In 2009, recorded 23 tackles, 2.0 TFLs, 1 sack and 1 FR. During his freshman campaign, posted 20 tackles, 3.0 TFLs, 1 sack, 1FR and 1 blocked kick.

// PERSONAL

- A two-time first-team all-district defensive line pick (District 8-5A), earned Honorable Mention 5A All-State honors by the Associated Press and Texas Sports Writer's Association at DeSoto (TX) HS.
- Majored in agricultural development and leadership.
- Born Tony Jerod-Eddie on 3/29/90 in DeSoto, TX.

JEROD-EDDIE'S GAME-BY-GAME

2012

Date	Opp	W/L	P/S	Tot	Sol	Ast	Sk	Yds	Int	Yds	PD	FF	FR	Yds
Sep 9	at GB	W	-					PRACTICE SQUAD	-	-	-	-	-	-
Sep 16	Det	W	-					PRACTICE SQUAD	-	-	-	-	-	-
Sep 23	at Min	L	-					PRACTICE SQUAD	-	-	-	-	-	-
Sep 30	at NYJ	W	-					PRACTICE SQUAD	-	-	-	-	-	-
Oct 7	Buf	W	-					PRACTICE SQUAD	-	-	-	-	-	-
Oct 14	NYG	L	-					PRACTICE SQUAD	-	-	-	-	-	-
Oct 18	Sea	W	-					PRACTICE SQUAD	-	-	-	-	-	-
Oct 29	at Arz	W	-					PRACTICE SQUAD	-	-	-	-	-	-
Nov 11	StL	T	-					PRACTICE SQUAD	-	-	-	-	-	-
Nov 19	Chi	W	-					PRACTICE SQUAD	-	-	-	-	-	-
Nov 25	at NO	W	-					PRACTICE SQUAD	-	-	-	-	-	-
Dec 2	at StL	L	-					PRACTICE SQUAD	-	-	-	-	-	-
Dec 9	Mia	W	-					PRACTICE SQUAD	-	-	-	-	-	-
Dec 16	at NE	W	-					PRACTICE SQUAD	-	-	-	-	-	-
Dec 23	at Sea	L	-					PRACTICE SQUAD	-	-	-	-	-	-
PROMOTED TO ACTIVE ROSTER ON 12/28														
Dec 30	Arz	W	1/0	0	0	0	0.0	0.0	0	0	0	0	0	0
TOTALS			1/0	0	0	0	0.0	0.0	0	0	0	0	0	0

2012 Postseason

Date	Opp	W/L	P/S	Tot	Sol	Ast	Sk	Yds	Int	Yds	PD	FF	FR	Yds
Jan 12	GB	W	-	-				INACTIVE	-	-	-	-	-	-
Jan 20	at Atl	W	-	-				INACTIVE	-	-	-	-	-	-
Feb 3	Bal	L	-	-				INACTIVE	-	-	-	-	-	-
TOTALS			0/0	0	0	0	0.0	0.0	0	0	0	0	0	0



COLIN KAEPERNICK

7

QUARTERBACK

H: 6-4 W: 230

BORN 11.3.87 // MILWAUKEE, WI // PITMAN HS, TURLOCK, CA
NEVADA // 2ND YEAR // ACQUIRED D-2 IN '11

Colin Kaepernick quickly grew into one of the most exciting and explosive players in the NFL after taking over the reins of the 49ers offense in week 11 of the 2012 season. Gifted with a rocket arm, blazing speed, killer instincts and poise beyond his years, Kaepernick guided the 49ers to the NFC Championship and a berth in Super Bowl XLVII in just his 10th career start, the 3rd fewest of any starting Super Bowl QB. In 2012, he went 7-3 as a starter and posted a QB rating of 90.0-or-better in 8 of the 10 games started. Kaepernick also tallied 3 rushes of 50-or-more yards, including the postseason, and had 22 completions of at least 25 yards. He set the all-time single-game rushing record (regular or postseason) for a QB with 181 yards against the Green Bay Packers in the NFC Divisional Playoff game.

// CAREER HIGHLIGHTS

- In his first career postseason start, set the NFL single-game rushing record (regular season and playoffs) by a QB with 181 yds. vs. GB (1/12/13). It was also the 49ers single-game postseason rushing record.

MOST SINGLE-GAME RUSHING YARDS BY A QUARTERBACK IN NFL REGULAR SEASON & POSTSEASON HISTORY

Player	Date	Opp.	Yds.
1. Colin Kaepernick, SF	1/12/2013	vs. GB	181
2. Michael Vick, Atl.	12/1/2002	at Min.	173
3. Michael Vick, Atl.	11/26/2006	vs. NO	166
4. Tobin Rote, GB	11/18/1951	at Chi.	150
5. Michael Vick, Atl.	12/7/2003	vs. Car.	141

- His 56-yd. TD run vs. GB (1/12/13) was the longest run by a 49ers QB in franchise history (regular season and playoffs).
- Recorded the 2 longest runs by a QB in 49ers regular season history with 2, 50-yd. runs in consecutive weeks [at StL (12/2/12), TD vs. Mia. (12/9/12)], surpassing QB Steve Young's 49-yd. TD run vs. Min. (10/30/88).
- Rushed for 415 yds. in 2012, the t-5th highest single-season total by a QB in 49ers history.
- Super Bowl XLVII marked his 10th NFL start. His 9 starts entering the game were the 3rd-fewest for a starting QB entering a Super Bowl. (NYG Jeff Hostetler - 6; LAN Vince Ferragamo - 7).

// GOLDMINE

- In July of 2013, Colin held his first annual Against All Odds golf tournament at Del Rio Country Club in Modesto, CA to benefit Camp Taylor, a camp for children with heart defects. The inaugural event raised over \$200,000 to assist children and their families through Camp Taylor.
- In the summer of 2010, Colin was drafted by the Chicago Cubs in the 2009 MLB Draft and was offered \$30,000 to go to Arizona for a month and throw a few bullpen sessions. Looking ahead to his senior season as Nevada's quarterback, he declined the offer saying, "What would that say about me as a leader of the team?"
- One of Colin's hobbies and favorite activities off the field is collecting and watching movies. "I own around 250 movies," said Colin. His favorites are no surprise, action and comedy, specifically the movie Step Brothers. What might be a surprise to some people, is the 6-4, 250 lb QB, also enjoys watching cartoons and Disney movies. "Some movies I own that most people wouldn't think I like are The Incredibles, Finding Nemo, Despicable Me and How To Train Your Dragon."
- Even as a 4th grade student at Dutcher Elementary School in Turlock, CA, Colin knew he was going to play for the 49ers. In a letter that students had to write to their future selves, that despite his small stature at the time, Colin saw something special in himself. He wrote, "I'm 5-2, 91 lbs and a good athlete. I think in 7 seven years i will be between 6 ft. to 6-4, 140 lbs. I hope I go to a good college in football, then go to the pros and play on the Niners or the Packers, even if they aren't good in seven years."

KAEPERNICK'S CAREER STATISTICS

YEAR	TEAM	GP	GS	PASSING										RUSHING					
				ATT	CMP	PCT	YDS	TD	INT	LG	SK	LST	RTG	ATT	YDS	AVG	LG	TD	
2011	SF	3	0	5	3	60.0	35	0	0	19	0	0	81.3	2	-2	-1.0	-1	0	
2012	SF	13	7	218	136	62.4	1,814	10	3	57	16	112	98.3	63	415	6.6	50t	5	
2013	SF																		
TOTALS		16	7	223	139	62.3	1,849	10	3	57	16	112	97.9	65	413	6.4	50t	5	

PLAYOFFS

YEAR	TEAM	GP	GS	PASSING										RUSHING				
				ATT	CMP	PCT	YDS	TD	INT	LG	SK	LST	RTG	ATT	YDS	AVG	LG	TD
2011	SF	0	0	0	0	-	0	0	0	0	0	0	-	0	0	-	0	0
2012	SF	3	3	80	49	61.3	798	4	2	45	5	32	100.9	25	264	10.6	56t	3
TOTALS		3	3	80	49	61.3	798	4	2	45	5	32	100.9	25	264	10.6	56t	3

Additional Statistics:

Fumbles-Lost: Regular Season 9-2; 9-2 in 2012; Postseason 1-0; 1-0 in 2012

Milestones:

NFL Debut: at Phi. (10/2/11); **First Rushing TD:** at NYJ (9/30/12); **First Career Start:** vs. Chi. (11/19/12); **First Passing TD:** vs. Chi. (11/19/12 - 3-yd. pass to TE Vernon Davis)

KAEPERNICK'S CAREER HIGHS

Passes Attempted: Regular Season - 32 at StL (12/2/12); Postseason - 31 vs. GB (1/12/13)

Completions: Regular Season - 21 at StL (12/2/12); Postseason - 17 vs. GB (1/12/13)

Completion Percentage: Regular Season - 78.3 (18 of 23) vs. Mia. (12/9/12); Postseason - 76.2 (16 of 21) at Atl (1/20/13)

Passing Yards: Regular Season - 276 vs. Arz. (12/30/12); Postseason - 302 vs. Bal. (2/3/13)

Long Pass: Regular Season - 57 vs. Chi. (11/19/12); Postseason - 45 vs. GB (1/12/13)

QB Rating: Regular Season -133.1 vs. Chi. (11/19/12); Postseason - 127.7 at Atl (1/20/13)

Passing Touchdowns: Regular Season - 4 at NE (12/16/12); Postseason - 2 vs. GB (1/12/13)

Rushes: Regular Season - 9 at StL (12/2/12); Postseason - 16 vs. GB (1/12/13)

Rushing Yards: Regular Season - 84 at StL (12/2/12); Postseason - 181 vs. GB (1/12/13)

Long Rush: Regular Season - 50 (2 times) Last vs. Mia. (12/9/12); Postseason - 56t vs. GB (1/12/13)

Rushing Touchdowns: Regular Season - 1 (5 times) Last vs. Mia. (12/9/12); Postseason - 2 vs. GB (1/12/13)

// TRANSACTIONS

Originally a 2nd-round (36th overall) draft choice by SF in 2011.

// AWARDS & HONORS

2012: *USA Today* All-Joe Team

// 2012

- Notched his first career TD run on a 7-yd. score at NYJ (9/30).
- Scored on a 16-yd. TD run vs. Buf. (10/7).
- Came off the bench vs. StL (11/11), replacing injured QB Alex Smith, and completed 11 of 17 atts., for 117 yds. and a QB rating of 84.7. He also added 8 carries for 66 yds. and 1 TD. The 7-yd. TD run capped of an 81-yd. drive in the 4th qtr.
- Made his first NFL start vs. Chi. (11/19) and completed 16 of 23 passes for 243 yds., 2 TDs and a QB rating of 133.1. Connected with TE Vernon Davis on a 3-yd. TD, marking his first career TD pass. He later hooked up with WR Michael Crabtree on a 10-yd. TD.
- Completed 16 of 25 atts. for 231 yds., 1 TD, 1 INT and a QB rating of 90.6, while also adding 6 carries for 27 yds. and 1 TD at NO (11/25) in his first road victory as a starter.
- Rushed for 84 yds. on 9 carries at StL (12/2), his longest run going for 50 yds. His 84 yds. rushing were the most by a 49ers QB since Steve Young rushed for 102 yds. vs. NO (12/23/90).
- Completed 14 of 25 attempts for 216 yds., 4 TDs and 1 INT with a QB rating of 107.7 at NE (12/16). He became the first 49er to throw 4 TD passes in a game since QB Jeff Garcia on 12/7/03 (vs. Arz. - 28-19-252-0 INTs-4 TDs).
- Completed 16 of 28 attempts at Arz. (12/30) for a career-high 276 yds., 2 TDs and a QB rating of 114.6.
- Registered a 10.6 rushing avg., the highest in the 2012 postseason.
- Became the youngest 49ers starting QB to make his playoff debut, vs. GB (1/12/13) (NFC-D), (25 years, 2 months, 9 days). Joe Montana was previously the youngest (25 years, 6 months and 23 days).
- In his 1st career postseason start, set the NFL single-game rushing record by a QB with 181 yds. rushing and 2 TDs on 16 carries vs. GB (1/12/13) (NFC-D). He also completed 17 of 31 atts., for 263 yds., 2 TDs and 1 INT.
- Became the 4th NFL QB to throw 2 TD passes and run for 2 TDs in a playoff game [vs. GB (1/12/13) (NFC-D)], joining Cle. QB Otto Graham (twice) and Chi. QB Jay Cutler.
- His 56-yd. TD run vs. GB (1/12/13) (NFC-D), marked the longest run by a QB in franchise postseason history and the 3rd-longest of any player in the postseason.
- Completed 16 of 21 passes (76.2 comp. pct.) for 233 yds. with 1 TD and a QB rating of 127.7 at Atl. (1/20/13) (NFC-C). His 76.2 comp. pct. ranks 3rd in franchise postseason history, and his 127.7 QB rating ranks 5th in franchise postseason history.
- Completed 16 of 28 atts. for 302 yds. 1 TD and a QB rating of 91.7 in Super Bowl XLVII vs. Bal. (2/3/13). He also had 7 carries for 62 yds. and 1 TD. His 15-yd. TD run vs. Bal. (2/3/13) in Super Bowl XLVII marked the longest TD run by a QB in Super Bowl history.

// 2011

- Made his 49ers debut at Phi. (10/2). Saw action on one play in the 2nd qtr. in which he handed off.
- Recorded first career completion for 11 yds. to TE Delanie Walker vs. TB (10/9). Led the offense on an 11-play, 90-yd. drive that was capped off by a RB Anthony Dixon rushing TD.

// COLLEGE

Played in 51 games (47 starts) for the Wolf Pack and completed 740-of-1,271 passes for 10,098 yds, 82 TDs and 24 INTs in his career. Rushed for 4,112 yds. on 600 atts. with 59 TDs in his career at Nevada. The only QB in NCAA history to rush for over 1,000 yds. three straight seasons and tied NCAA record for most rushing TDs by a QB. Threw for 200 yds. 19 times, 300 yds. six times and 400 yds. once. Rushed for 100 yds. 16 times. Just the 6th player in NCAA history to throw for 2,000 yds. and rush for 1,000 yds. in a season, and only player to accomplish the feat in three straight seasons. In 2010, named 2nd-team All-America by The NFL Draft Report, First-Team All-WAC and WAC co-Offensive POY. Started all 14 games and was 233-359-3,022-21TDs-8INTs passing (64.9 pct.), and 173-1,206-20TDs rushing. As a junior, was an honorable mention All-American by the NFL Draft Report, 2nd-Team All-WAC selection and the recipient of Nevada's Golden Helmet Award, given to the team MVP. Started 13 games and was 166 of 282 pass attempts for 20 TDs and 6 INTs, and was 161-1,183-16TDs rushing. In 2008, named 2nd-Team All-WAC and was named the WAC's Offensive POY. Played in 13 games (12 starts) and was 208-383-2,849-22TDs-7INTs passing and 161-1,130-22TDs rushing. Became the only QB in school history to rush for 1,000 yds. in a season. Named Freshman All-America Honorable Mention by *The Sporting News* and *College Football News*. Redshirted in 2006.

// PERSONAL

- Attended Pitman (Turlock, CA) HS. Was an all-state nominee in three sports (football, basketball and baseball) and earned the Central California Conference MVP honors in football. He was also All-Sac-Joaquin Section, all-conference, all-district and all-academic team selection in football.
- As a senior, completed 112 of 188 passes for 1,954 yds, 25 TDs and 6 INTs, while adding 2 TDs rushing on 44 carries.
- A highly regarded baseball prospect, he was a two-time all-state pitcher and could throw a 94 mph fastball. He also threw two no-hitters during his senior year.
- Selected by the Chicago Cubs as a pitcher in the 43rd round of the 2009 MLB Draft.
- Born Colin Rand Kaepernick (11/3/87) in Milwaukee, WI.
- Majored in management.

KAEPERNICK'S GAME-BY-GAME

Only games Kaepernick has appeared in on offense are listed

2011													Total			Pct.	
Date	Opp	W/L	P/S	Att	Cmp	Pct	Yds	TD	Int	Lg	Sk/Yds	Rtg	Rsh	Yds	TD	Net Yds.	Offense
Oct 2	at Phi	W	1/0	0	0	0.0	0	0	0	0	0/0	0.0	0	0	0	0	0.0
Oct 9	TB	W	1/0	3	3	100.0	35	0	0	19	0/0	115.3	2	-2	0	33	12.6
Dec 4	StL	W	1/0	2	0	0.0	0	0	0	0	0/0	0.0	0	0	0	0	0.0
TOTALS			3/0	5	3	60.0	35	0	0	19	0/0	81.3	2	-2	0	33	12.6

2012													Total			Pct.	
Date	Opp	W/L	P/S	Att	Cmp	Pct	Yds	TD	Int	Lg	Sk/Yds	Rtg	Rsh	Yds	TD	Net Yds.	Offense
Sep 9	at GB	W	1/0	0	0	-	0	0	0	0	0/0	-	1	17	0	17	4.5
Sep 30	at NYJ	W	1/0	1	0	0.0	0	0	0	0	0/0	39.6	5	50	1	50	13.2
Oct 7	Buf	W	1/0	1	1	100.0	7	0	0	7	0/0	95.8	4	39	1	46	7.4
Oct 14	NYG	L	1/0	7	4	57.1	82	0	0	36	2/17	98.6	2	6	0	71	22.6
Oct 18	Sea	W	1/0	0	0	-	0	0	0	0	0/0	-	1	-1	0	-1	0.0
Nov 11	StL	T	1/0	17	11	64.7	117	0	0	20	3/22	84.7	8	66	1	161	47.2
Nov 19	Chi	W	1/1	23	16	69.6	243	2	0	57	1/7	133.1	4	12	0	248	69.9
Nov 25	at NO	W	1/1	25	16	64.0	231	1	1	45	0/0	90.6	6	27	1	258	68.8
Dec 2	at StL	L	1/1	32	21	65.6	208	0	0	30	3/17	83.9	9	84	0	275	81.1
Dec 9	Mia	W	1/1	23	18	78.3	185	0	0	25	4/19	100.2	6	53	1	219	68.2
Dec 16	at NE	W	1/1	25	14	56.0	221	4	1	38t	1/13	107.7	7	28	0	236	60.8
Dec 23	at Sea	L	1/1	36	19	52.8	244	1	1	35	1/13	72.0	7	31	0	262	83.7
Dec 30	Arz	W	1/1	28	16	57.1	276	2	0	49t	1/4	114.6	3	5	0	277	68.0
TOTALS			13/7	218	136	62.4	1,814	10	3	57	16/112	98.3	63	415	5	2,114	40.1

2012 Postseason													Total			Pct.	
Date	Opp	W/L	P/S	Att	Cmp	Pct	Yds	TD	Int	Lg	Sk/Yds	Rtg	Rsh	Yds	TD	Net Yds.	Offense
Jan 12	GB	W	1/1	31	17	54.8	263	2	1	45	1/7	91.2	16	181	2	437	75.5
Jan 20	at Atl	W	1/1	21	16	76.2	233	1	0	33	1/9	127.7	2	21	0	245	65.7
Feb 3	Bal	L	1/1	28	16	57.1	302	1	1	32	3/16	91.7	7	62	1	348	74.4
TOTALS			3/3	80	49	61.3	798	4	2	45	5/32	100.9	25	264	3	1,030	72.5



DANIEL KILGORE

67

GUARD/CENTER

H: 6-3 W: 308

BORN 12.18.87 // KINGSPORT, TN // DOBYNS-BENNETT HS, KINGSPORT, TN
 APPALACHIAN STATE // 3RD YEAR // ACQUIRED D-5 IN '11

Entering his third professional season, Daniel Kilgore has contributed to the 49ers offense in short-yardage and goal line packages since being selected by the team in the 5th round of the 2011 NFL Draft. A college tackle, he was moved to the interior of the offensive line by the 49ers and began to learn both center and guard positions. After appearing in just one contest in 2011, Kilgore played in all 16 regular season and all three post-season contests for the 49ers in 2012. While football is Kilgore's main obligation at the moment, he aspires to be a coach and special education teacher following his NFL career.

KILGORE'S CAREER STATISTICS

GAMES/STARTS – 17/0; 2011 (1/0); 2012 (16/0)

POSTSEASON GAMES/STARTS – 3/0; 2011 (0/0); 2012 (3/0)

Milestones:

NFL Debut: vs. Pit. (12/19/11)

// GOLDMINE

- As Daniel was preparing for the NFL Draft in spring 2011, he was also serving as a student-teacher at Hardin Park Elementary School working with special-education students in adaptive physical education classes. The day following his graduation from Appalachian State, Daniel hosted a field trip for his special-education students at ASU. The field trip included a tour of the school's athletic facilities, activities in the Sofield Family Indoor Practice Facility, lunch on the club level of the Appalachian Athletics Center and taking in a few innings of the Appalachian State-Western Carolina baseball game. While football is Daniel's next chapter in life, he aspires to be a coach and special-education teacher following his NFL career. "I'm very happy that I was drafted, but I absolutely love working with these kids," said Daniel. "I have had a great student-teaching experience and I know when my NFL career is over, I will get to work in another field that I love and that is working with special-education students and coaching."

// TRANSACTIONS

Originally a 5th-round (163th overall) draft choice by SF in 2011.

// AWARDS & HONORS

2012: 2012 Madden Most Valuable Protectors Award, Madden Most Valuable Protectors Award (Week 5), Madden Most Valuable Protectors Award (Week 7), Madden Most Valuable Protectors Award (Week 12)

// 2012

- Played in all 16 regular season and 3 postseason games, seeing action as a reserve offensive lineman on goal-line and short-yardage packages and on special teams.
- Kilgore and the 49ers O-Line won the 2012 Madden Most Valuable Protectors Award, recognizing the best O-Line in the NFL

// 2011

- Made his NFL debut vs. Pit. (12/19).

// COLLEGE

Played in 48 games (29 starts) for the Mountaineers, starting 16 games at RG and 13 games at LT. In 2010, was an All-Southern Conference and an All-America honoree. Started all 13 games at LT and anchored an offensive front that only allowed 8 sacks and helped lead Appalachian State to top-10 national ranking in scoring (7th - 34.3 pts./gm.), rushing (8th -217.4 yds./gm.) and total offense (10th - 430.9 yds./gm.). In 2009, saw reserve action in 12 games after suffering an ankle injury prior to the season opener. As a sophomore, started all 14 games at RG and was part of an offensive line that was the first at ASU since 1989 to feature the same starting offensive line for every game. In 2007, appeared in 9 games (2 starts) and saw extensive action at tight end during Appalachian State's playoff run. Scored a TD in the national championship game vs. Delaware when he recovered a fumble in the end zone. Redshirted in 2006.

// PERSONAL

- Attended Dobyns-Bennett (Kingsport, TN) HS and was a three-year starter at center, earning first-team 6A all-state honors as a senior.
- Excelled in the classroom as a member of Appalachian State's academic honor roll.
- Born Daniel Ray Kilgore (12/18/87) in Kingsport, TN.
- Majored in physical education and adaptive physical education.



MARCUS LATTIMORE

38

RUNNING BACK

H: 5-11 W: 221

BORN 10.29.91 // DUNCAN, SC // JAMES F. BYNES HS, DUNCAN, SC
SOUTH CAROLINA // ROOKIE // ACQUIRED D-4B IN '13

In just three seasons at South Carolina, Marcus Lattimore etched his name in Gamecock annals, setting the school record for most career rushing TDs (38) and total TDs (41). He also ranked 6th in school history with 2,677 rushing yards and 4th with 555 carries. Lattimore, a three-time All-SEC honoree, was also named SEC Freshman of the Year in 2010, after rushing for a school-record 17 TDs.

// 2013 HIGHLIGHTS

- Placed on the Reserve/NFI List on 8/27.

// GOLDMINE

- Lattimore began working with South Carolina's Medicaid program, called Charleston's First Choice by Select Heath, which encourages teenagers and young adults to visit doctors for regular checkups. He's hoping to raise awareness for people to eat healthy, live an active lifestyle and visit the doctor regularly. Marcus recorded 7,500 personalized telephone messages for First Choice members to teach them about the new initiative.

// TRANSACTIONS

Originally the second of two 4th-round (131st overall) draft choices by SF in 2013.

// COLLEGE

Played in 29 games (28 starts) and registered 2,677 rushing yds. and 38 TDs on 555 carries, while adding 77 receipts. for 767 yds. and 3 TDs. Set the school record with 38 rushing TDs and 41 total TDs. As a junior, played in 9 games (8 starts) and earned honorable mention All-SEC honors from the Associated Press. Led the team with 662 rushing yds. on 143 carries and 11 TDs, while adding 26 receipts. for 173 yds. In 2011, named Second-Team All-SEC by the AP. Started all 7 games in which he appeared, rushing for 818 yds. and 10 TDs on 163 carries. Also tallied 19 receipts. for 182 yds. and 1 TD. As a freshman, earned First-Team All-America, First-Team All-SEC, SEC Freshman of the Year honors. Also named the NCAA Freshman of the Year by *The Sporting News*. Started all 13 games and lead the Gamecocks with 1,197 rushing yds. and 17 TDs on 249 carries. His 17 rushing TDs set the school single-season record, while his 1,197 rushing yds. set the school's freshman record and ranked 3rd in school history. Also added 29 receipts. for 412 yds. and 2 TDs.

// PERSONAL

- Was a member of the SEC Fall Academic Honor Roll in 2011.
- Attended James F. Bynes (Duncan, SC) HS and was rated the nation's best RB by Scout.com and Rivals.com.
- Rushed for 6,375 yds. and scored 104 TDs during his high school career.
- Was named to *Parade Magazine's* 47th annual All-American High School Football Team, selected South Carolina's Mr. Football, was a two-time Associated Press All-State honoree and the state's Gatorade Player of the Year, as a senior.
- Claims to be an excellent bowler.
- Born Marcus Lattimore (10/29/91) in Duncan, SC.
- Majored in public health.



ANDY LEE

4

PUNTER

H: 6-2 W: 180

BORN 8.11.82 // WESTMINSTER, SC // WEST OAK HS, WESTMINSTER, SC
PITTSBURGH // 10TH YEAR // ACQUIRED D-6A IN '04

Having mastered the constant challenge of punting through the unpredictable weather conditions of Candlestick Park, 4-time All-Pro Andy Lee is making his case as one of the best punters in NFL history. He has the second-highest net punting average in NFL history (39.2) and ranks fourth all-time in gross avg. (45.9). Since being selected in the 6th-round of the 2004 NFL Draft, he has earned Pro Bowl honors in three of the past six seasons ('07, '09, '11). In 2011, Lee posted a net punting avg. of 44.0, setting the NFL single-season record. He followed it up with a 43.2 net avg. in 2012, the 3rd-highest single-season total in NFL history, on his way to earning his 4th AP All-Pro selection. He is the franchise leader in punts, punting yardage, gross avg., touchbacks, punts downed inside the 20 and net avg. Lee was rewarded for his efforts with a six-year contract extension on 5/23/12, keeping him with the club through 2018.



// GOLDMINE

- Andy is considered a 'hometown hero' by his native Westminster, SC. The town mayor, Rusty Cater, presented Andy with a key to the city and a declaration commemorating "Andy Lee Day" on July 12, 2008.
- Andy never attended an NFL game growing up in South Carolina. Even when he went on to become a standout punter on the collegiate level at the University of Pittsburgh, he was still a stranger to live NFL action. The first professional game he ever witnessed in person was as a player with the 49ers in 2004. In fact, Andy didn't even set out to play football at all. "I was more of a baseball guy growing up. I actually wanted to be a Major League Baseball player. I played quarterback in 8th grade, and the coach asked, 'Who wants to try out for the punting position?' I didn't know you were supposed to spiral a punt, or turn it over, or any of that."

// CAREER HIGHLIGHTS

- Ranks 2nd all-time in highest net avg. (39.2) and 3rd all-time in highest gross avg. (45.9) in NFL history.
- Set the NFL single-season record in net punting avg. (44.0) in 2011. The previous record was held by Oak. P Shane Lechler (43.9 - 2009). Followed up with a 43.2 net punting avg. in 2012, 3rd best single season avg. in NFL history.
- Since 2007, Lee ranks 2nd in the NFL in gross avg. (47.9), net avg. (41.0) and punts downed inside the 20 (183).
- Set an NFL record in 2007 with 42 punts downed inside the 20, and ranked 2nd in the NFL with a 47.3 gross avg. and 41.0 net avg.
- Ranks 1st in franchise history in punts (790), yds. (36,295), gross avg. (45.9), punts inside the 20 (245) and net avg. (39.2)
- Was the first 49ers rookie punter since 1957 to lead the league for the longest punt (81 yds.) of the year, in 2004.

LEE'S CAREER STATISTICS

YEAR	TEAM	G	NO	YDS	AVG	RET	YDS	NET	TB	IN 20	LG	BLK
2004	SF	16	96	3,990	41.6	51	445	35.3	8	25	81	0
2005	SF	16	107	4,447	41.6	62	471	36.3	3	15	58	1
2006	SF	16	81	3,625	44.8	35	462	36.8	9	22	66	0
2007	SF	16	105	4,968	47.3	53	402	41.0	13	42	74	0
2008	SF	16	66	3,155	47.8	39	364	39.0	9	13	82	1
2009	SF	16	99	4,711	47.6	57	495	41.0	8	30	64	0
2010	SF	16	91	4,203	46.2	54	483	38.2	12	34	64	0
2011	SF	16	78	3,970	50.9	39	315	44.0	9	28	68	1
2012	SF	16	67	3,226	48.1	36	249	43.2	4	36	66	0
2013	SF											
TOTALS		144	790	36,295	45.9	426	3,686	39.2	75	245	82	3

PLAYOFFS

YEAR	TEAM	G	NO	YDS	AVG	RET	YDS	NET	TB	IN 20	LG	BLK
2011	SF	2	18	851	47.3	9	84	41.5	1	7	63	0
2012	SF	3	9	443	49.2	7	34	41.0	2	3	62	0
TOTALS		5	27	1,294	47.9	16	118	41.3	3	10	63	0

Additional Statistics:

Special Teams Tackles – 6: 2004 (1), 2005 (1), 2006 (2), 2009 (1), 2010 (1)

Milestones:

NFL Debut: vs. Atl. (9/12/04); **First punt inside–20:** vs. Atl. (9/12/04); **100th punt inside–20:** vs. TB (12/23/07); **200th punt Inside–20:** vs. StL (12/4/11); **100th Career game:** at Atl. (10/3/10); **600th Career punt:** vs. Den. (10/31/10).

LEE'S CAREER HIGHS

Punts: Regular Season – 10 vs. Sea. (9/30/07);

Postseason – 10 vs. NYG (1/22/12)

Gross Average: 59.6 vs. Sea. (9/11/11)

Net Average: 54.2 vs. Sea. (9/11/11)

Long Punt: 82 vs. NE (10/5/08)

Inside–20: 5 vs. StL. (10/4/09)

// TRANSACTIONS

Originally the first of two 6th-round (188th pick overall) draft choices by SF in 2004...Signed a six-year contract extension through the 2012 season on 3/9/07...Signed a six-year contract extension through the 2018 season on 5/23/12.

// AWARDS & HONORS

2007: AP First-Team All-Pro, PFW/PFWA All-NFL Team, NFC Pro Bowl

2009: AP Second-Team All-Pro, NFC Pro Bowl

2011: AP First-Team All-Pro, First-Team All-Pro selection by PFW/PFWA, Golden Toe Award (best kicker or punter) by PFW/PFWA, NFC Pro Bowl, All-Pro Team by *Sports Illustrated's* Peter King, All-Pro Team by *Dallas Morning News'* Rick Gosselin, All-Pro Team by *The Sporting News*, NFC Special Teams Player of the Week (Week 15)

2012: AP First-Team All-Pro, First Team All-Pro Selection by PFW/PFWA, USA Football All-Fundamentals Team, NFC Special Teams Player of the Week (Week 7)

// 2012

- Led the NFL with a 43.2 net punting avg, the 3rd highest single-season total in NFL history.
- Landed 36 punts inside the 20-yd. line this season, 3rd most in the NFL this year and the 2nd highest single season total of his career.
- Landed 4 punts inside the 20-yd. line vs. Chi. (11/19) and at StL (12/2).
- Boomed a season-long 66 yd. punt in the 4th qtr. vs. Sea (10/18), pinning the Seahawks at their own 11-yd. line for their final drive in the 49ers 13-6 win. Dropped 4 punts inside the 20-yd. line.

// 2011

- Posted a net punting avg. of 44.0 in 2011, setting the NFL single-season record. The previous record was held by Oak. P Shane Lechler (43.9 in 2009).
- Ranked 1st in the NFL in gross avg. (50.9) and net avg. (44.0). His gross avg. of 50.9 ranked 3rd in NFL history.
- Set a career-high in both punting gross avg. (59.6) and net avg. (54.2) vs. Sea. (9/11), both single-game franchise records. His 59.6 gross avg. ranks third in NFL history all-time (min. 4 punts), trailing only Bob Cifers (61.75, 11/24/46) and Ron McKay (61.60, 10/28/45), who were members of the AAFC at the time. His 54.2 net avg. ranks second in NFL history behind Rohn Starks (59.5, 9/13/92).
- Recorded third highest punting avg. (55.3) for a single game in his career vs. Dal. (9/18), punting 6 times for 332 yds.
- Dropped a season-high 4 punts inside the 20-yd. line on 9 punts at Det. (10/16) for a total of 430 yds.
- Punted the ball 5 times at Bal. (11/24) and averaged 57.6 yds. per punt. His average marked the NFL's third highest of the season (min. 4 punts) and Lee's second highest of his career.
- Named NFC Special Teams Player of the Week after posting 6 punts for 285 yds. (47.5 avg.), including a net of 49.5 and 4 punts downed inside the 20-yd. line vs. Pit. (12/19).
- Punted the ball 10 times for 455 yds. and landed 3 punts inside the 20-yd. line v-s. NYG (1/22) in the NFC Championship Game.

// 2010

- Played in his 100th career game at Atl. (10/3).
- Notched a season-high 53.8 gross avg. and 52.0 net avg. at StL (12/26). His 52.0 net avg. is the 2nd-best performance of his career [53.3 net avg. vs. Ten. (11/8/09)] and was tied for the highest net avg. for a single game in 2010 [KC P Dustin Colquitt - 52.0 at Ind. (10/10)].

// 2009

- Earned Pro Bowl honors after ranking 1st in the NFC and 2nd in the NFL with a 47.6 gross avg. His 41.0 net avg. ranked 2nd in the NFC and 3rd in the NFL.
- Grossed over a 48.0 avg. in 9 games.
- Punted nine times for 465 yds. (51.7 avg.) at Min. (9/27).
- Grossed a season-high 56.7 avg. and 53.3 net avg. vs. Ten. (11/8).

// 2008

- Set a then career-high and team single-season record with a 47.8 gross avg., breaking his own previous record of 47.3 avg. in 2007.
- Established a career-long 82-yd. punt vs. NE (10/5), which is tied for 2nd-longest in 49ers history with Tommy Davis (82 yds. vs. Min. (9/30/62) and 4 yds. behind a team-record 86-yarder by Larry Barnes vs. Chicago Cardinals (9/29/57).
- In rainy and windy conditions at Buf. (11/30), punted 6 times for 284 yds. (47.3 avg.) with a long of 58 yds. and 3 punts downed inside the 20.

// 2007

- Earned Pro Bowl and All-Pro honors after setting numerous records on 105 punts (47.3 avg.) with a net average of 41.0 and an NFL record 42 punts downed inside opponents' 20. His yardage, net average and punts downed inside 20-yd. line all set team records.
- His 42 punts downed inside the 20 broke Baltimore's Kyle Richardson's NFL mark of 39 in 1999.
- Ranked 2nd in NFL for gross average (47.3) and net punting average (41.0) to Oakland's P Shane Lechler.
- Led NFL with 49 punts over 50+ yds., which was 16 more than 2nd ranked St. Louis' Donnie Jones (33).
- Recorded 4 games in which he dropped 4 punts inside the 20.
- Played key role in 49ers 37-31 overtime victory at Arz. (11/25), booming a 58-yd. punt in OT that wound up pinning Cardinals on their own 3-yd. line. The punt helped set up 49ers winning TD on DT Ronald Fields sack and forced a fumble in the end zone that was recovered by LB Tully Banta-Cain for game-winning score.

// 2006

- Finished 7th in NFL with 36.8 net yds., while his 44.8 gross average marked team's highest since P Tommy Davis averaged 45.6 in 1964.
- Awarded game ball for his efforts in the 20-14 victory vs. Sea. (11/19) when he landed 2 punts inside the 20 to help the 49ers win the battle of field position.

// 2005

- Set a career-high with 107 punts (41.6 avg.).
- His 3 touchbacks in 107 punts was 3rd-best ratio of touchbacks-to-punts among punters with 30-or-more kicks, trailing Houston's P Chad Stanley (1-70) and Detroit's P Nick Harris (2-84).
- Ratio of touchbacks-to-punts is best for any 49ers punter since 1970, topping P Joe Prokop (1-40) in 1991.

// 2004

- Punted 96 times with 25 dropped inside the 20 and a then NFL-long of 81 yds.
- Posted 7 punts for 338 yds. (48.3 avg.), including a then career-long of 81 yds. at TB (11/21).

// COLLEGE

Was Pittsburgh's starting punter for three seasons after seizing starting role late in true freshman season (2000). His 244 punts and 10,353 yds. are tops in school history. Also had 29 fair catches and 61 kicks downed inside the 20-yd. line. Only player to ever win Big East Conference Special Teams POY honors twice in career. Semi-finalist for Ray Guy Award, given to nation's top punter, and was All-Big East first-team choice.

// PERSONAL

- Prepped at West Oak (Westminster, SC) HS where he was first-team all-state, two-time first-team all-conference and *Ander-son Independent-Mail* all-area selection as four-year starter.
- Lettered three times in baseball and twice in basketball. Two-time all-conference honoree and received all-state honors in baseball as a senior. Standout pitcher, helping West Oak to district championship and baseball state playoffs with 8-2 record as senior. Went 5-0 with a 1.90 ERA as junior.
- Averaged 42.8 yds. per punt as senior, while also lining up at TE and WR.
- Married to wife, Rachel, and the couple has a son, Ryan.
- Born Andrew Paul Lee (8/11/82) in Westminster, SC.

LEE'S GAME-BY-GAME

2004											
Date	Opp	W/L	P/S	No	Yds	Avg	Net	TB	In20	Lg	Blk
Sep 12	Atl	L	1/0	6	245	40.8	37.7	0	1	55	0
Sep 19	at NO	L	1/0	4	166	41.5	33.0	0	0	51	0
Sep 26	at Sea	L	1/0	7	296	42.3	36.6	2	3	60	0
Oct 3	StL	L	1/0	3	109	36.3	28.7	1	2	47	0
Oct 10	Arz	W	1/0	6	254	42.3	36.3	0	1	57	0
Oct 17	at NYJ	L	1/0	7	277	39.6	30.4	1	3	53	0
Oct 31	at Chi	L	1/0	8	326	40.8	27.8	1	0	55	0
Nov 7	Sea	L	1/0	6	255	42.5	39.0	0	3	55	0
Nov 14	Car	L	1/0	3	122	40.7	32.3	1	1	49	0
Nov 21	at TB	L	1/0	7	338	48.3	46.0	0	1	81	0
Nov 28	Mia	L	1/0	9	335	37.2	29.2	0	3	45	0
Dec 5	at StL	L	1/0	6	247	41.2	39.8	0	1	51	0
Dec 12	at Arz	W	1/0	7	320	45.7	39.1	1	3	53	0
Dec 18	Was	L	1/0	7	271	38.7	37.6	0	1	44	0
Dec 26	Buf	L	1/0	5	215	43.0	26.8	1	1	47	0
Jan 2	at NE	L	1/0	5	214	42.8	41.2	0	1	44	0
TOTALS			16/0	96	3,990	41.6	35.3	8	25	81	0

2006											
Date	Opp	W/L	P/S	No	Yds	Avg	Net	TB	In20	Lg	Blk
Sep 10	at Arz	L	1/0	4	145	36.3	36.3	0	3	47	0
Sep 17	StL	W	1/0	4	180	45.0	37.5	0	2	54	0
Sep 24	Phi	L	1/0	7	298	42.6	38.1	0	2	57	0
Oct 1	at KC	L	1/0	7	316	45.1	30.6	1	2	54	0
Oct 8	Oak	W	1/0	1	30	30.0	30.0	0	1	30	0
Oct 15	SD	L	1/0	4	192	48.0	38.8	1	0	54	0
Oct 29	at Chi	L	1/0	4	156	39.0	28.5	0	1	50	0
Nov 5	Min	W	1/0	6	291	48.5	42.2	1	0	54	0
Nov 12	at Det	W	1/0	3	106	35.3	30.0	0	1	45	0
Nov 19	Sea	W	1/0	6	260	43.3	38.2	0	2	47	0
Nov 26	at StL	L	1/0	4	206	51.5	37.5	2	0	66	0
Dec 3	at NO	L	1/0	7	352	50.3	45.1	1	1	60	0
Dec 10	GB	L	1/0	5	229	45.8	32.4	1	1	51	0
Dec 14	at Sea	W	1/0	8	360	45.0	40.8	1	2	57	0
Dec 24	Arz	L	1/0	4	197	49.3	37.3	0	0	55	0
Dec 31	at Den	W	1/0	7	307	43.9	33.3	1	4	58	0
TOTALS			16/0	81	3,625	44.8	36.8	9	22	66	0

2005											
Date	Opp	W/L	P/S	No	Yds	Avg	Net	TB	In20	Lg	Blk
Sep 11	StL	W	1/0	5	207	41.4	38.6	0	1	47	0
Sep 18	at Phi	L	1/0	7	302	43.1	41.3	0	3	51	0
Sep 25	Dal	L	1/0	5	199	39.8	38.2	0	1	48	0
Oct 2	at Arz	L	1/0	7	327	46.7	36.6	0	1	58	0
Oct 9	Ind	L	1/0	5	208	41.6	38.4	0	1	50	0
Oct 23	at Was	L	1/0	7	297	42.4	34.4	0	0	54	0
Oct 30	TB	W	1/0	9	369	41.0	37.8	0	2	49	0
Nov 6	NYG	L	1/0	7	312	44.6	39.6	0	1	49	0
Nov 13	at Chi	L	1/0	7	283	40.4	36.0	0	1	44	0
Nov 20	Sea	L	1/0	4	175	43.8	40.0	0	0	52	0
Nov 27	at Ten	L	1/0	8	357	44.6	39.4	0	0	52	0
Dec 4	Arz	L	1/0	5	217	43.4	36.0	1	1	47	0
Dec 11	at Sea	L	1/0	8	299	37.4	36.3	0	1	49	0
Dec 18	at Jax	L	1/0	8	335	41.9	36.3	0	1	50	0
Dec 24	at StL	W	1/0	6	248	41.3	30.8	1	0	50	0
Jan 1	Hou	W	1/0	9	312	34.7	26.5	1	1	47	1
TOTALS			16/0	107	4,447	41.6	36.3	3	15	58	1

2007											
Date	Opp	W/L	P/S	No	Yds	Avg	Net	TB	In20	Lg	Blk
Sep 10	Arz	W	1/0	6	250	41.7	38.2	1	0	51	0
Sep 16	at StL	W	1/0	8	362	45.3	41.8	1	4	71	0
Sep 23	at Pit	L	1/0	5	286	57.2	46.0	3	2	66	0
Sep 30	Sea	L	1/0	10	543	54.3	44.1	3	2	71	0
Oct 7	Bal	L	1/0	7	361	51.6	48.7	0	3	74	0
Oct 21	at NYG	L	1/0	5	263	52.6	45.4	1	2	56	0
Oct 28	NO	L	1/0	7	328	46.9	40.4	1	3	59	0
Nov 4	at Atl	L	1/0	5	251	50.2	45.6	0	3	59	0
Nov 12	at Sea	L	1/0	7	355	50.7	47.1	0	4	60	0
Nov 18	StL	L	1/0	8	382	47.8	38.5	1	1	60	0
Nov 25	at Arz	W	1/0	6	286	47.7	39.7	1	3	59	0
Dec 2	at Car	L	1/0	5	241	48.2	46.2	0	3	60	0
Dec 9	Min	L	1/0	6	206	34.3	33.3	0	4	46	0
Dec 15	Cin	W	1/0	2	91	45.5	35.0	1	1	54	0
Dec 23	TB	W	1/0	9	407	45.2	43.9	0	3	63	0
Dec 30	at Cle	L	1/0	9	356	39.6	24.6	0	4	61	0
TOTALS			16/0	105	4,968	47.3	41.0	13	42	74	0

LEE'S GAME-BY-GAME

2008												2011												
Date	Opp	W/L	P/S	No	Yds	Avg	Net	TB	In20	Lg	Blk	Date	Opp	W/L	P/S	No	Yds	Avg	Net	TB	In20	Lg	Blk	
Sep 7	Arz	L	1/0	2	87	43.5	35.0	0	0	49	0	Sep 11	Sea	W	1/0	5	298	59.6	54.2	0	1	64	0	
Sep 14	at Sea	W	1/0	4	185	46.3	29.8	1	0	59	0	Sep 18	Dal	L	1/0	6	332	55.3	45.7	1	1	64	0	
Sep 21	Det	W	1/0	4	148	37.0	35.0	0	3	47	0	Sep 25	at Cin	W	1/0	7	320	45.7	41.3	0	2	60	0	
Sep 28	at NO	L	1/0	3	123	41.0	41.0	0	2	43	0	Oct 2	at Phi	W	1/0	4	198	49.5	45.3	1	0	68	0	
Oct 5	NE	L	1/0	5	270	54.0	46.2	1	0	82	0	Oct 9	TB	W	1/0	1	38	38.0	38.0	0	1	38	0	
Oct 12	Phi	L	1/0	3	128	42.7	31.3	0	0	47	0	Oct 16	at Det	W	1/0	9	430	47.8	41.0	1	4	60	0	
Oct 19	at NYG	L	1/0	5	218	43.6	38.0	1	1	59	0	Oct 30	Cle	W	1/0	5	268	53.6	42.8	1	2	65	0	
Oct 26	Sea	L	1/0	4	196	49.0	42.5	0	1	57	0	Nov 6	at Was	W	1/0	5	223	44.6	36.6	2	2	61	0	
Nov 10	at Arz	L	1/0	4	212	53.0	40.0	1	0	63	0	Nov 13	NYG	W	1/0	3	164	54.7	50.7	0	1	57	0	
Nov 16	StL	W	1/0	6	311	51.8	45.3	1	0	58	0	Nov 20	Arz	W	1/0	3	136	45.3	38.0	0	1	58	0	
Nov 23	at Dal	L	1/0	3	150	50.0	28.5	1	3	54	1	Nov 24	at Bal	L	1/0	5	288	57.6	48.0	0	1	61	0	
Nov 30	at Buf	W	1/0	6	284	47.3	39.2	0	1	58	0	Dec 4	StL	W	1/0	5	226	45.2	37.2	2	3	61	0	
Dec 7	NYJ	W	1/0	4	178	44.5	41.0	0	0	56	0	Dec 11	at Arz	L	1/0	7	372	53.1	46.9	0	3	62	0	
Dec 14	at Mia	L	1/0	5	242	48.4	30.0	2	1	53	0	Dec 19	Pit	W	1/0	6	285	47.5	49.2	0	4	62	0	
Dec 21	at StL	W	1/0	5	274	54.8	47.2	1	1	62	0	Dec 24	at Sea	W	1/0	2	108	54.0	28.0	0	0	60	1	
Dec 28	Was	W	1/0	3	149	49.7	47.7	0	0	52	0	Jan 1	at StL	W	1/0	5	284	56.8	51.4	1	2	66	0	
TOTALS			16/0	66	3,155	47.8	39.0	9	13	82	1	TOTALS			16/0	78	3,970	50.9	44.0	9	28	68	1	
2009												2011 Postseason												
Date	Opp	W/L	P/S	No	Yds	Avg	Net	TB	In20	Lg	Blk	Date	Opp	W/L	P/S	No	Yds	Avg	Net	TB	In20	Lg	Blk	
Sep 13	at Arz	W	1/0	8	393	49.1	42.3	0	2	64	0	Jan 14	NO	W	1/0	8	396	49.5	43.4	1	4	63	0	
Sep 20	Sea	W	1/0	6	281	46.8	40.2	0	1	55	0	Jan 22	NYG	L	1/0	10	455	45.5	40.0	0	3	59	0	
Sep 27	at Min	L	1/0	9	465	51.7	40.8	2	2	57	0	TOTALS			2/0	18	851	47.3	41.5	1	7	63	0	
Oct 4	StL	W	1/0	7	305	43.6	39.4	1	5	49	0	2012												
Oct 11	Atl	L	1/0	5	219	43.8	40.2	0	1	51	0	Date	Opp	W/L	P/S	No	Yds	Avg	Net	TB	In20	Lg	Blk	
Oct 25	at Hou	L	1/0	5	241	48.2	43.0	0	0	52	0	Sep 9	at GB	W	1/0	5	256	51.2	35.2	0	3	61	0	
Nov 1	at Ind	L	1/0	8	400	50.0	46.0	0	4	59	0	Sep 16	Det	W	1/0	3	109	36.3	33.0	0	2	52	0	
Nov 8	Ten	L	1/0	3	170	56.7	53.3	0	3	60	0	Sep 23	at Min	L	1/0	3	146	48.7	48.7	0	1	53	0	
Nov 12	Chi	W	1/0	5	191	38.2	22.4	1	1	46	0	Sep 30	at NYJ	W	1/0	4	184	46.0	41.0	1	2	61	0	
Nov 22	at GB	L	1/0	5	259	51.8	45.2	0	0	55	0	Oct 7	Buf	W	1/0	2	112	56.0	42.0	0	1	58	0	
Nov 29	Jax	W	1/0	5	251	50.2	37.6	0	1	59	0	Oct 14	NYG	L	1/0	4	199	49.8	49.3	0	1	58	0	
Dec 6	at Sea	L	1/0	9	446	49.6	42.8	0	1	56	0	Oct 18	Sea	W	1/0	5	228	45.6	44.6	0	4	66	0	
Dec 14	Arz	W	1/0	5	206	41.2	37.8	1	2	49	0	Oct 29	at Arz	W	1/0	5	244	48.8	45.8	0	3	55	0	
Dec 20	at Phi	L	1/0	4	193	48.3	41.8	1	2	60	0	Nov 11	StL	T	1/0	6	251	41.8	36.2	1	3	49	0	
Dec 27	Det	W	1/0	6	271	45.2	40.2	1	3	57	0	Nov 19	Chi	W	1/0	4	188	47.0	47.3	0	4	54	0	
Jan 3	at StL	W	1/0	9	420	46.7	36.3	1	2	56	0	Nov 25	at NO	W	1/0	4	187	46.8	41.0	1	2	59	0	
TOTALS			16/0	99	4,711	47.6	41.0	8	30	64	0	Dec 2	at StL	L	1/0	6	306	51.0	45.0	0	4	61	0	
2010												Dec 9	Mia	W	1/0	4	193	48.3	40.8	1	1	55	0	
Date	Opp	W/L	P/S	No	Yds	Avg	Net	TB	In20	Lg	Blk	Dec 16	at NE	W	1/0	5	283	56.6	54.0	0	3	64	0	
Sep 12	at Sea	L	1/0	6	249	41.5	35.3	1	2	47	0	Dec 23	at Sea	L	1/0	3	155	51.7	46.0	0	1	58	0	
Sep 20	NO	L	1/0	3	141	47.0	32.7	0	1	54	0	Dec 30	Arz	W	1/0	4	185	46.3	42.0	0	1	56	0	
Sep 26	at KC	L	1/0	8	378	47.3	36.6	1	2	58	0	TOTALS			16/0	67	3,226	48.1	43.2	4	36	66	0	
Oct 3	at Atl	L	1/0	5	216	43.2	36.8	0	3	56	0	2012 Postseason												
Oct 10	Phi	L	1/0	3	161	53.7	39.3	1	1	60	0	Date	Opp	W/L	P/S	No	Yds	Avg	Net	TB	In20	Lg	Blk	
Oct 17	Oak	W	1/0	8	346	43.3	37.6	1	4	55	0	Jan 12	GB	W	1/0	3	133	44.3	37.7	1	2	52	0	
Oct 24	at Car	L	1/0	7	353	50.4	41.3	1	1	59	0	Jan 20	at Atl	W	1/0	3	151	50.3	48.3	0	1	62	0	
Oct 31	Den	W	1/0	6	296	49.3	44.2	0	4	57	0	Feb 3	Bal	L	1/0	3	159	53.0	37.0	1	0	55	0	
Nov 14	StL	W	1/0	8	376	47.0	39.3	2	3	61	0	TOTALS			3/0	9	443	49.2	41.0	2	3	62	0	
Nov 21	TB	L	1/0	6	227	37.8	30.0	1	2	53	0													
Nov 29	at Arz	W	1/0	2	106	53.0	50.5	0	1	54	0													
Dec 5	at GB	L	1/0	5	236	47.2	32.4	2	0	61	0													
Dec 12	Sea	W	1/0	5	247	49.4	37.6	1	1	57	0													
Dec 16	at SD	L	1/0	6	282	47.0	39.0	0	2	54	0													
Dec 26	at StL	L	1/0	6	323	53.8	52.0	0	4	64	0													
Jan 2	Arz	W	1/0	7	266	38.0	32.7	1	3	53	0													
TOTALS			16/0	91	4,203	46.2	38.2	12	34	64	0													



COREY LEMONIER

96

LINEBACKER

H: 6-3 W: 255

BORN 11.19.91 // HIALEAH, FL // HIALEAH HS, HIALEAH, FL
AUBURN // ROOKIE // ACQUIRED D-3 IN '13

Corey Lemonier had a penchant for pressuring the quarterback at Auburn University, finishing his career ranked seventh-7th in school history with 17.0 career sacks. A two-time All-SEC honoree, he led the team in sacks (9.5) and pressures (15) as a sophomore and also paced the Tigers with 12 pressures, in 2012.

// GOLDMINE

- Corey has traveled to Haiti multiple times, where both of his parents were born. During recent hurricanes and earthquakes in Haiti, a few members of Corey's family, on his father's side, were hit hard, but they all remained safe. When the Lemonier's moved to Florida, many sports, including football, were new to them. Corey started out watching football and basketball on television. He played hoops through his sophomore year of high school before switching to football when he was a junior.

// TRANSACTIONS

Originally a 3rd-round (88th overall) draft choice by SF in 2013.

// COLLEGE

Played in 39 games (26 starts) for the Tigers and registered 100 tackles, 17.0 sacks, 24 TFLs, 7 FFs and 2 FRs. As a junior, started all 12 games, earning Second-Team All-SEC honors, and tallied 34 tackles, 5.5 sacks, 5.5 TFLs, 1 FF and 1 FR. In 2011, named First-Team All-SEC. Started all 13 games and recorded a career-high 47 tackles, 9.5 sacks, 13.5 TFLs, 5 FFs and 1 FR. In 2010, named to SEC All-Freshman Team. Played in 14 games (1 start) and notched 19 tackles, 2.0 sacks, 5 TFLs and 1 FF.

// PERSONAL

- Attended Hialeah (Hialeah, FL) HS and was rated the 35th-best player in the nation and 4th-best player in the state of Florida by Rivals.com.
- As a senior, selected All-Dade County and Class 6A All-District XIII.
- Selected to play in the 2010 Under Armour All-American Game and in the Team USA vs. The World All-Star Game.
- Born Corey Lemonier (11/19/91) in Hialeah, FL.
- Majored in public administration.



JOE LOONEY

78

GUARD

H: 6-3 W: 315

BORN 8.31.90 // LAKE WORTH, FL // LAKE WORTH HS, LAKE WORTH, FL
WAKE FOREST // 2ND YEAR | ACQUIRED D-4 IN '12

Joe Looney spent his rookie season in an understudy role, learning the nuances of the NFL game from his veteran linemates. The 49ers 4th round pick (117th overall) in the 2012 NFL draft, he focused on learning the center and guard positions. A four-year starter at left guard for Wake Forest, he was a Second-Team All-ACC selection, in 2011. In each of his last two collegiate seasons, Looney graded out as the team's highest-rated offensive lineman.

LOONEY'S CAREER STATISTICS

GAMES/STARTS – 0/0; 2012 (0/0)

POSTSEASON GAMES/STARTS – 0/0; 2012 (0/0)

// GOLDMINE

- Joe was a member of Athletes in Action at Wake Forest. AIA is a Christian ministry on campus that is geared towards athletes of all sports. "We had meetings every Tuesday night and we would sing and listen to sermons," said Joe. "It's just amazing." Joe eventually joined the Servant Leadership Team after a life-changing event. "I went to the AIA Ultimate Training Camp that they have in Colorado." Athletes received Biblical perspective on topics like motivation, attitude, persevering through tough times, and winning and losing. "It was a pretty amazing experience and it just changed my life."

// TRANSACTIONS

Originally a 4th-round (117th overall) draft choice by SF in 2012.

// 2012


- Looney spent the 2012 season on the team's practice squad.

// COLLEGE

Played in 48 games (41 starts) for the Demon Deacons. As a senior, started all 13 games at LG and was selected Second-Team All-ACC. In 2010, started all 10 games he appeared in and led all offensive linemen with a grade of 84% for the season. As a sophomore, played in 12 games (11 starts) and was a preseason Third-Team All-ACC selection by *Athlon Sports*. In 2008, played in 13 games (7 starts) and was one of three true freshman to see action for the Demon Deacons.

// PERSONAL

- Attended Lake Worth (FL) HS and was a four-year starter.
- As a senior, earned first-team all-state honors from the Florida Sports Writers Association. Also named First-Team All-Palm Beach County by the *South Florida Sun-Sentinel*.
- Named second-team all-state as a junior.
- His father, James, played football at Louisville.
- Born Joe Looney (8/31/90) in Lake Worth, FL.
- Graduated with a degree in history.



MARIO MANNINGHAM

82

WIDE RECEIVER
H: 6-0 W: 185
BORN 5.25.86 // WARREN, OH // WARREN G. HARDING HS, WARREN, OH MICHIGAN // 6TH YEAR | ACQUIRED FA IN '12

Returning for his second season with the 49ers, Mario Manningham has proven to be a reliable target and big-play threat throughout his 5 NFL seasons. After joining the 49ers during the 2012 free agency period, he posted 42 receptions for 449 yards and 1 TD before being placed on the Injured Reserve list in Week 16. Manningham originally entered the league as a 3rd-round draft pick by the New York Giants in 2008. In four seasons with the Giants, Manningham recorded 160 receptions for 2,315 yards and 18 touchdowns.

MANNINGHAM'S CAREER STATISTICS

YEAR	TEAM	GP	GS	RECEIVING					RUSHING				
				NO	YDS	AVG	LG	TD	ATT	YDS	AVG	LG	TD
2008	NYG	7	0	4	26	6.5	11	0	1	-12	-12.0	-12	0
2009	NYG	14	10	57	822	14.4	49	5	0	0	-	-	0
2010	NYG	16	8	60	944	15.7	92t	9	1	2	2.0	2	0
2011	NYG	12	10	39	523	13.4	47t	4	0	0	-	-	0
2012	SF	12	10	42	449	10.7	40	1	3	64	21.3	29	0
2013	SF												
TOTALS		61	38	202	2,764	13.7	92t	19	5	54	10.8	29	0

PLAYOFFS

YEAR	TEAM	GP	GS	RECEIVING					RUSHING				
				NO	YDS	AVG	LG	TD	ATT	YDS	AVG	LG	TD
2008	NYG	0	0	0	0	-	-	0	0	0	-	-	0
2011	NYG	4	2	13	189	14.5	38	3	0	0	-	-	0
2012	SF	-	-	-	-	-	-	-	-	-	-	-	-
TOTALS		4	2	13	189	14.5	38	3	0	0	-	-	0

Additional Statistics:

Fumble – Lost – 3–3: 1–1 in 2009, 1–1 in 2010, 1–1 in 2012

Special Teams Tackles – 2: 2008 (2)

Milestones:

NFL Debut: vs. Sea. (10/5/08); **First Start:** vs. Was. (9/13/09); **50th Game:** at GB (9/9/12); **First Reception:** vs. Sea. (10/5/08 – 6–yd. pass from QB Eli Manning); **First TD Reception:** vs. Was. (9/13/09 – 30–yd. pass from QB Eli Manning); **100–yd. Games:** 5, Last at Was. (1/2/11 – 101 yds.)

MANNINGHAM'S CAREER HIGHS

Receptions: 10 (2 times) Last vs. Dal. (11/14/10)

Receiving Yards: 150 at Dal. (9/20/09)

Long Reception: 92t at Was. (1/2/11)

TD Receptions: 2 vs. Phi. (12/19/10)

Rushes: 1 (5 times) Last vs. NYG (10/7/12)

Rushing Yards: 29 vs. Det. (9/16/12)

Long Rush: 29 vs. Det. (9/16/12)

// TRANSACTIONS

Originally a 3rd-round (95th overall) draft choice by NYG in the 2008 NFL Draft...Declared a free agent on 3/13/12...Signed a two-year contract with SF through 2013.

// 2012 (SAN FRANCISCO)

- Made 49ers debut at GB (9/9) and tallied 4 receipts. and 29 yds.
- Registered a career-long 29-yd. rush vs. Det (9/16) on the 49ers opening drive, leading to a TD two plays later.
- Caught his first TD pass with the 49ers vs. Buf. (10/7) on a 10-yd. TD pass from QB Alex Smith in the 4th qtr.
- Placed on Injured Reserve List with a knee injury on 12/28.

// 2011 (NEW YORK GIANTS)

- Saw action in 12 games (10 starts) and caught 39 receipts. for 523 yds. and 4 TDs.
- Caught a wide-open pass from QB Eli Manning, running 47 yds. for a TD at Dal. (12/11), his longest play of the season.
- Trailing by 2 pts. with less than four minutes remaining in Super Bowl XLVI vs. NE (2/5), Manningham caught 3 receipts. for 56 yds. to help setup the game-winning TD. He finished the game with 5 catches for 73 yds.

// 2010 (NEW YORK GIANTS)

- Played in all 16 games (8 starts) and hauled in 60 catches for 944 yds., 9 TDs and a team-high 15.7 yds. per catch.
- Tied his career high with 10 receipts. vs. Dallas (11/14).
- Caught a career-high 2 TD passes from QB Eli Manning vs. Phi. (12/19).
- Hauled in a career-long 92 yd. TD pass from Manning in the 3rd qtr. at Was. (1/2).
- In the final 3 games, caught 113 yds. vs. Phi. (12/19), 132 yds. at GB (12/26) and 101 yds. at Was. (1/2), becoming the first Giants WR with three consecutive 100-yd. games since WR Homer Jones (1968).
- In the final 2 games, Manningham caught Manning TD passes of 85 yds. (Dec 26 at GB) and 92 yds. (Jan. 2 at Was.), two of the nine longest pass plays in the 86-year history of the Giants. Manningham was one of just two NFL WRs to score on 2 receipts. of at least 85 yds. in 2010 [WR DeSean Jackson (88, 99)].

// 2009 (NEW YORK GIANTS)

- Saw action in 14 games (10 starts), finishing second on the team with 57 catches, 822 yds. and tied for 3rd with 5 TD receipts.
- Opened the season vs. Was. (9/13), with 3 catches for 58 yds., including a 30-yd. TD from QB Eli Manning, the first of his career.
- Made first career start at TB (9/17) and tallied 4 catches for 55 yds.
- Tallied then career-highs of 10 receipts. for 150 yds. at KC (10/4).

// 2008 (NEW YORK GIANTS)

- As a rookie, played in 7 games and contributed 4 receipts. for 26 yds. and 2 special teams tackles.
- Made his regular season debut vs. Sea. (10/5) and finished with 1 receipt. for 4 yds.

// COLLEGE

Played in 34 games (24 starts) for the Wolverines. In three years, he caught 137 passes for 2,310 yds. (16.9-yd. avg.) and 27 TDs. When Manningham left Michigan, he ranked 4th in school history with 27 TD catches. His 2,310 yds. rec. ranked 5th in Michigan history, while his 137 receipts. placed him 9th on the Wolverine all-time record list. As a senior, he caught 72 receipts for 1,174 yds. and 12 TDs. His 1,174 yds. rec. rank 2nd in school history. He set a school record with 6 straight 100-yd. rec. games in 2007. Manningham finished 2006 with 38 receipts. for 703 yds. and 9 TDs. In 2005, as a freshman, Manningham recorded 27 receipts. for 433 yds. and 6 TDs.

// PERSONAL

- Graduated from Warren G. Harding HS (OH) and was an all-state, all-district and all-conference selection as a junior and senior. Also lettered in basketball, earning honorable mention all-state his senior year.
- A 4-star prospect that was ranked the 5th-best receiver nationally and 3rd-best prospect in Ohio by Rivals.com.
- Cousin, Bubba Paris, was an All-America offensive tackle at Michigan (1979-82) and earned 3 Super Bowl rings while playing on the offensive line for the 49ers (1983-90). He finished his career with the Colts (1991).
- Born Mario Cashmere Manningham (5/25/86) in Warren, OH.

// INJURY REPORT

- 2009:** Inactive for two games at Phi. (11/1) and at Min. (1/3) with a shoulder injury.
- 2011:** Inactive with a concussion at Phi. (9/25) and with a knee injury at NO (11/28), vs. GB (12/4) and at NYJ (12/24).
- 2012:** Inactive for three games, vs. Sea. (10/18), vs. Mia. (12/9) and at NE (12/16) with a shoulder injury. Placed on injured Reserve List (12/28) with a knee injury and missed final regular season game vs. Arz. (12/30).

MANNINGHAM'S GAME-BY-GAME

2008 (New York Giants)

Date	Opp	W/L	P/S	Rec	Yds	Avg	Lg	TD
Sep 4	Was	W	-	-	INACTIVE	-	-	-
Sep 14	at StL	W	-	-	INACTIVE	-	-	-
Sep 21	Cin	W	-	-	INACTIVE	-	-	-
Oct 5	Sea	W	1/0	1	6	6.0	6	0
Oct 13	at Cle	L	-	-	INACTIVE	-	-	-
Oct 19	SF	W	1/0	0	0	0.0	0	0
Oct 26	at Pit	W	1/0	0	0	0.0	0	0
Nov 2	Dal	W	-	-	INACTIVE	-	-	-
Nov 9	at Phi	W	-	-	INACTIVE	-	-	-
Nov 16	Bal	W	-	-	INACTIVE	-	-	-
Nov 23	at Arz	W	-	-	INACTIVE	-	-	-
Nov 30	at Was	W	-	-	INACTIVE	-	-	-
Dec 7	Phi	L	1/0	0	0	0.0	0	0
Dec 14	at Dal	L	1/0	1	-1	-1.0	-1	0
Dec 21	Car	W	1/0	0	0	0.0	0	0
Dec 28	at Min	L	1/0	2	21	10.5	11	0
Totals			7/0	4	26	6.5	11	0

2008 Postseason (New York Giants)

Date	Opp	W/L	P/S	Rec	Yds	Avg	Lg	TD
Jan 11	Phi	L	-	-	INACTIVE	-	-	-
Totals			0/0	0	0	0.0	0	0

2009 (New York Giants)

Date	Opp	W/L	P/S	Rec	Yds	Avg	Lg	TD
Sep13	Was	W	1/1	3	58	19.3	30t	1
Sep 20	at Dal	W	1/0	10	150	15.0	49	1
Sep 27	at TB	W	1/1	4	55	13.8	20	0
Oct 4	at KC	W	1/1	1	43	43.0	43	0
Oct 11	Oak	W	1/1	2	36	18.0	30t	1
Oct 18	at NO	L	1/1	4	50	12.5	18	1
Oct 25	Arz	L	1/1	4	47	11.8	20	0
Nov 1	at Phi	L	-	-	INACTIVE (Shoulder)	-	-	-
Nov 8	SD	L	1/1	6	52	8.7	16	0
Nov 22	Atl	W	1/1	6	126	21.0	33	0
Nov 26	at Den	L	1/1	5	48	9.6	13	0
Dec 6	Dal	W	1/1	1	10	10.0	10	0
Dec 13	Phi	L	1/0	2	16	8.0	9	0
Dec 21	at Was	W	1/0	3	44	14.7	25t	1
Dec 27	Car	L	1/0	6	87	14.5	25	0
Jan 3	at Min	L	-	-	INACTIVE (Shoulder)	-	-	-
Totals			14/10	57	822	14.4	49	5

2010 (New York Giants)

Date	Opp	W/L	P/S	Rec	Yds	Avg	Lg	TD
Sep 12	Car	W	1/0	4	85	21.3	31	0
Sep 19	at Ind	L	1/1	4	75	18.8	54t	1
Sep 26	Ten	L	1/0	6	78	13.0	25	0
Oct 3	Chi	W	1/0	0	0	0.0	0	0
Oct 10	at Hou	W	1/0	0	0	0.0	0	0
Oct 17	Det	W	1/0	4	51	12.8	33t	1
Oct 25	at Dal	W	1/0	3	40	13.3	25t	1
Nov 7	at Sea	W	1/0	4	56	14.0	32	0
Nov 14	Dal	L	1/1	10	91	9.1	44	1
Nov 21	at Phi	L	1/1	3	24	8.0	7	0
Nov 28	Jax	W	1/1	3	61	20.3	26t	1
Dec 5	Was	W	1/1	2	36	18.0	23	0
Dec 13	at Min	W	1/1	1	1	1.0	1	0
Dec 19	Phi	L	1/0	8	113	14.1	35t	2
Dec 26	at GB	L	1/1	4	132	33.0	85t	1
Jan 2	at Was	W	1/1	4	101	25.3	92t	1
Totals			16/8	60	944	15.7	92t	9

2011 (New York Giants)

Date	Opp	W/L	P/S	Rec	Yds	Avg	Lg	TD
Sep 11	at Was	L	1/1	4	49	12.3	24	0
Sep 19	StL	W	1/1	3	56	18.7	31	0
Sep 25	at Phi	W	-	-	INACTIVE (Concussion)	-	-	-
Oct 2	at Arz	W	1/1	1	10	10.0	10	0
Oct 9	Sea	L	1/1	5	56	11.2	17	0
Oct 16	Buf	W	1/1	5	56	11.2	16	0
Oct 30	Mia	W	1/1	6	63	10.5	14	1
Nov 6	at NE	W	1/1	3	33	11.0	14	1
Nov 13	at SF	L	1/1	6	77	12.8	18	1
Nov 20	Phi	L	1/1	1	4	4.0	4	0
Nov 28	at NO	L	-	-	INACTIVE (Knee)	-	-	-
Dec 4	GB	L	-	-	INACTIVE (Knee)	-	-	-
Dec 11	at Dal	W	1/1	2	62	31.0	47t	1
Dec 18	Was	L	1/0	3	57	19.0	34	0
Dec 24	at NYJ	W	-	-	INACTIVE (Knee)	-	-	-
Jan 1	Dal	W	1/0	0	0	0.0	0	0
Totals			12/10	39	523	13.4	47t	4

2011 Postseason (New York Giants)

Date	Opp	W/L	P/S	Rec	Yds	Avg	Lg	TD
Jan 8	Atl	W	1/1	4	68	17.0	27t	1
Jan 15	at GB	W	1/1	3	31	10.3	19	1
Jan 22	at SF	W	1/0	1	17	17.0	17t	1
Feb 5	at NE	W	1/0	5	73	14.6	38	0
Totals			4/2	13	189	14.5	38	3

2012 (San Francisco)

Date	Opp	W/L	P/S	Rec	Yds	Avg	Lg	TD
Sep 9	at GB	W	1/0	4	29	7.3	11	0
Sep 16	Det	W	1/1	3	28	9.3	13	0
Sep 23	at Min	L	1/0	5	56	11.2	22	0
Sep 30	at NYJ	W	1/1	3	47	15.7	26	0
Oct 7	Buf	W	1/1	4	26	6.5	10t	1
Oct 14	NYG	L	1/1	5	72	14.4	36	0
Oct 18	Sea	W	-	-	INACTIVE (Shoulder)	-	-	-
Oct 29	at Arz	W	1/1	4	20	5.0	10	0
Nov 11	StL	T	1/1	1	20	20.0	20	0
Nov 19	Chi	W	1/1	2	45	22.5	37	0
Nov 25	at NO	W	1/1	5	69	13.8	40	0
Dec 2	at StL	L	1/1	5	37	7.4	14	0
Dec 9	Mia	W	-	-	INACTIVE (Shoulder)	-	-	-
Dec 16	at NE	W	-	-	INACTIVE (Shoulder)	-	-	-
Dec 23	at Sea	L	1/1	1	0	0.0	0	0

PLACED ON INJURED RESERVE (KNEE) ON 12/30

TOTALS			12/10	42	449	10.7	40	1
---------------	--	--	--------------	-----------	------------	-------------	-----------	----------



LUKE MARQUARDT

61

TACKLE

H: 6-8 W: 315

BORN 3.23.90 // SAMMAMISH, WA // SKYLINE HS, SAMMAMISH, WA
AZUSA PACIFIC // ROOKIE // ACQUIRED FA IN '13

Luke Marquardt enters his 1st NFL season, after being signed by the 49ers as an undrafted rookie free agent. Marquardt joins the 49ers and instantly becomes one of the most physically intimidating figures on the team, stepping in at six feet eight inches tall and weighing 315 pounds, adding depth to San Francisco's offensive line.

// 2013 HIGHLIGHTS

- Placed on the Reserve/NFI List on 8/27.

// TRANSACTIONS

Originally signed as an undrafted free agent by SF on 5/7/13.

// COLLEGE

Saw action in 30 games (25 starts) during his career at Azusa Pacific. In 2012, did not play due to injury. In 2011, started all 12 games and earned First-Team NAIA All-Independent honors. As a sophomore, started all 10 games at tackle. In 2009, played in 8 games (3 starts). Began his career as a tight end, before making the transition to tackle.

// PERSONAL

- Attended Skyline (Sammamish, WA) HS, where he played football and basketball.
- Majored in physical education.
- Born (3/23/90) in Sammamish, WA.



COLT McCOY

2

QUARTERBACK

H: 6-1 W: 215

BORN 9.5.86 // TUSCOLA, TX // JIM NED HS, TUSCOLA, TX
TEXAS // 4TH YEAR // ACQUIRED FA IN '13

Colt McCoy joined the 49ers via trade during the 2013 offseason after spending his first three NFL seasons with the Cleveland Browns. McCoy brings exceptional leadership qualities and valuable NFL experience (21 career starts), to a young and talented quarterback position group. McCoy left the University of Texas with the most wins of any starting quarterback in NCAA history, posting a 45-8 record.

- During the past few years, McCoy has taken a special interest in helping raise awareness and funds for Scott and White Children's Hospital in central Texas, "When I was in college, once a week I would go and spend time at the local children's hospital. I would just hang out and spend time with the kids and the families, and even though they couldn't come to the games on Saturdays, I would just take them a jersey and some Longhorn gear and do my best to put a smile on their face. So, that's pretty close to my heart. When I graduated college I teamed up with the Scott and White Hospital, who was in the process of raising money to build a big children's hospital for central Texas, that would be a place for all kids in central Texas to get the treatment and service they need. They asked me to be a part of that and I jumped on it. It has been a wonderful thing for me and for my family to just be able to support them and help raise money for the hospital. It's currently open and we are treating tons of kids in the central Texas area, and it's been nothing but a positive thing. I'm proud to be a part of it."

// GOLDMINE

- Growing up in a family full of athletes, McCoy has always been surrounded by competition and sports, "We have a pretty athletic family. My dad was a coach all growing up, he actually coached me and my brothers. My mom was an athlete, she played basketball. So, that was just kind of in our nature, we were always competing, always playing. It didn't matter what sport, whatever sport it was time to play that's what we were playing. So, I think that instilled a lot of things in me at a young age, working hard, competing and giving all you got. All those small little lessons you learn growing up, that was really grounded throughout my childhood."

McCOY'S CAREER STATISTICS

YEAR	TEAM	GP	GS	PASSING										RUSHING				
				ATT	CMP	PCT	YDS	TD	INT	LG	SK	LST	RTG	ATT	YDS	AVG	LG	TD
2010	CLE	8	8	222	135	60.8	1,576	6	9	47	23	132	74.5	28	136	4.9	18	1
2011	CLE	13	13	463	265	57.2	2,733	14	11	56	32	173	74.6	61	212	3.5	20	0
2012	CLE	3	0	17	9	52.9	79	1	0	21	4	25	85.2	4	15	2.7	15	0
2013	SF																	
TOTALS		24	21	702	409	58.3	4,388	21	20	56	59	330	74.8	93	363	3.9	20	1

Additional Statistics:

Fumbles-Lost - 12-2: 1-0 in 2010, 11-2 in 2011

Receptions-Yds. - 2-8: 1-13 in 2010, 1-(-5) in 2011

Milestones:

NFL Debut: at Pit. (10/17/10); **First Career Start:** at Pit. (10/17/10); **First Passing TD:** at Pit. (10/17/10 - 12-yd. pass to TE Ben Watson)

McCOY'S CAREER HIGHS

Passes Attempted: 61 vs. Ten. (10/2/11)

Completions: 40 vs. Ten. (10/2/11)

Passing Yards: 350 vs. Ten. (10/2/11)

Long Pass: 56 vs. Cin. (9/11/11)

QB Rating: 132.6 at Cin. (12/19/10)

Touchdowns: 2 (5 times) Last at Cin. (11/27/11)

Rushes Attempted: 9 vs. Sea. (10/23/11)

Rushing Yards: 39 at Jax. (11/21/10)

Long Rush: 20 at Cin. (11/27/11)

// TRANSACTIONS

Originally a 3rd-round (85th overall) draft choice by Cle. in the 2010 NFL Draft...Traded by Cle. to SF for a 2013 5th-round pick and a 2013 7th-round pick on 4/1/13.

// 2012 (CLEVELAND)

- Saw action in 3 games. Completed 9 of 17 atts. for 79 yds. and 1 TD in an appearance at Den. (12/23).

// 2011 (CLEVELAND)

- Threw a TD pass in each of the Browns first five games, the first Brown to do so since QB Derek Anderson in 2007.
- Completed 19 of 39 pass atts. for 210 yds. and 2 TDs vs. Mia. (9/25), as he completed a 14-yd. TD pass to WR Mohamed Massaquoi with :43 remaining in regulation to lift the Browns to a 17-16 victory. On the game-winning drive he connected on 9 of 13 passes for 75 yds.
- Set Browns single-game records with 40 completions and 61 atts. for a career-high 350 yds. vs. Ten. (10/2). His 350 yds. passing were the most by a Browns QB since QB Derek Anderson threw for 364 yds. [at Sea (11/4/07)].
- Tied his career-high for TD passes in a game with 2 in four contests.

// 2010 (CLEVELAND)

- Made NFL debut at Pit. (10/17), completing 23 of 33 pass atts. for 281 yds. and 1 TD, and also added 22 yds. rushing on 4 carries.
- Played in 8 games (8 starts), completing 135 of 222 pass atts. for 1,576 TDs and 6 TDs, setting a Browns rookie record with his 60.8 completion percentage and 74.5 passer rating. Led all NFL rookies in completion percentage.
- Earned his first win as an NFL starter at NO (10/24), as he completed 9 of 16 pass atts. for 74 yds. in a 30-17 victory. Also caught his first career pass for a 13-yd. gain from RB Peyton Hillis.
- Recorded a 101.6 QB rating vs. NE (11/7), after completing 14 of 19 passes for 174 yds. while adding his first career rushing TD, a 16-yd. scamper, to help beat the Patriots.
- Threw for 241 yds. on 17 of 28 passing with a TD, and carried 4 times for a career-high 39 yds. at Jax. (11/21).
- Completed 19 of 25 passes for 243 yds. with 2 TDs, resulting in a career-high passer rating of 132.6 at Cin. (12/19).

// COLLEGE

Earned 45 victories in 53 career starts at Texas to finish as the winningest QB in NCAA history, at the time. Completed 1,157 of 1,645 pass atts. for 13,253 yds. with 112 TDs and 45 INTs, while adding 447 rushing atts. for 1,571 yds. and 20 TDs. At the time, became the only QB in college annals to win at least 10 or more games in each of his four seasons. Finished his collegiate career owning 47 school records. Career pass completion percentage of 70.33 ranked 2nd in NCAA history behind QB Colt Brennan's (70.39). His 13,253 passing yds. ranked 6th in college football annals and his 112 passing TDs ranked 7th all-time in NCAA history. Received the Maxwell Award, Davey O'Brien Award, and Johnny Unitas Golden Arm Award in 2009. Also was named the Big-12 Player of the Year as a senior. Completed 332 of 470 pass atts. for 3,521 yds., 27 TDs and 12 INTs in 2009. In 2008, McCoy completed a school season-record 332 completions on 433 atts., setting an NCAA season-record with his completion percentage of 76.67% and threw for a career-high 3,859 yds. and 34 TDs. Completed 276 of 424 pass atts. for 3,303 yds., 22 TDs and a passer rating of 139.16 in 2007. Named the Big-12 Offensive Freshman of the Year and All Big-12 Second Team, completing 217 of 318 pass atts. for 2,570 yds. and 29 TDs in 2006.

// PERSONAL

- Attended Jim Ned (Tuscola, TX) HS, where his father, Brad, served as head coach of the football team. Two-time *Associated Press* 2A Offensive MVP and first-team all-state pick.
- Finished his HS career as the all-time leading passer in Texas 2A history and 6th overall in Texas HS history, completing 536 of 849 pass atts. for 9,344 yds. and 116 TDs, adding 1,575 yds. and 21 TDs on 206 carries.
- Also a four-year starter in basketball and was an all-state selection as a junior.
- Was a three-time regional qualifier in track, including the mile relay and 110M hurdles. His wife, Rachel, was a middle-distance track and field athlete for Baylor University.
- His grandfather, Burl McCoy, is a member of the Abilene Christian University Sports Hall of Fame for his exploits both as an athlete and as the former women's basketball coach.
- Brother, Case, is in his senior year at the University of Texas, where he also plays QB.
- Graduated with a degree in sports management.
- Born Daniel Colt McCoy on September 5, 1986 in Hobbs, NM.

// INJURY REPORT

- 2010:** Missed 3 games in a row [vs. Car. (11/28), at Mia. (12/5) and at Buf. (12/12)] with an ankle injury that he sustained at Jax. (11/21).
- 2011:** Inactive for the final 3 games of the regular season [at Arz. (12/18), at Bal. (12/24) and vs. Pit. (1/1)] recovering from a concussion that he sustained at Pit. (12/8).

McCoy's GAME-BY-GAME

Only games McCoy has appeared in on offense are listed

2010 (Cleveland)

Date	Opp	W/L	P/S	Att	Cmp	Pct	Yds	TD	Int	Lg	Sk/Yds	Rtg	Total			Pct. Offense	
													Rsh	Yds	TD		Net Yds.
Oct 17	at Pit	L	1/1	33	23	69.7	281	1	2	34	5/23	80.5	4	22	0	280	85.6
Oct 24	at NO	W	1/1	16	9	56.3	74	0	0	18	1/2	68.2	5	-5	0	67	31.9
Nov 7	NE	W	1/1	19	14	73.7	174	0	0	29	0/0	101.6	3	20	1	194	48.0
Nov 14	NYJ	L	1/1	31	18	58.1	205	1	0	37	3/9	88.8	4	11	0	207	68.3
Nov 21	at Jax	L	1/1	28	17	60.7	241	1	1	47	6/46	85.6	4	39	0	234	82.7
Dec 19	at Cin	L	1/1	25	19	76.0	243	2	0	46t	4/24	132.6	0	0	0	219	78.8
Dec 26	Bal	L	1/1	29	15	51.7	149	0	3	28	0/0	27.0	4	30	0	179	63.9
Jan 2	Pit	L	1/1	41	20	48.8	209	1	3	31	4/28	41.6	4	19	0	200	88.9
TOTALS			8/8	222	135	60.8	1,576	6	9	47	23/132	74.5	28	136	1	1,580	68.4

2011 (Cleveland)

Date	Opp	W/L	P/S	Att	Cmp	Pct	Yds	TD	Int	Lg	Sk/Yds	Rtg	Total			Pct. Offense	
													Rsh	Yds	TD		Net Yds.
Sep 11	Cin	L	1/1	40	19	47.5	213	2	1	56	2/11	70.1	3	11	0	213	74.7
Sep 18	at Ind	W	1/1	32	22	68.8	211	1	0	28	1/14	97.3	3	10	0	207	68.3
Sep 25	Mia	W	1/1	39	19	48.7	210	2	1	33t	0/0	71.5	2	-2	0	208	74.3
Oct 2	Ten	L	1/1	61	40	65.6	350	1	1	27	3/11	79.3	4	16	0	355	85.3
Oct 16	at Oak	L	1/1	45	21	46.7	215	2	0	23	2/12	75.7	4	16	0	219	81.7
Oct 23	Sea	W	1/1	35	20	57.1	178	0	1	19	4/19	59.0	9	29	0	188	63.1
Oct 30	at SF	L	1/1	34	22	64.7	241	1	1	45t	4/17	83.1	8	30	0	254	87.6
Nov 6	at Hou	L	1/1	22	14	63.6	146	1	1	24	4/18	79.0	3	6	0	134	77.9
Nov 13	StL	L	1/1	27	20	74.1	218	0	0	52	2/9	97.5	4	4	0	213	63.6
Nov 20	Jax	W	1/1	24	17	70.8	199	1	1	51	2/13	92.2	5	27	0	213	63.8
Nov 27	at Cin	L	1/1	34	16	47.1	151	2	1	36	2/11	67.2	6	38	0	178	65.0
Dec 4	Bal	L	1/1	35	17	48.6	192	1	1	52	3/22	63.0	4	12	0	182	78.1
Dec 8	at Pit	L	1/1	35	18	51.4	209	0	2	33	3/16	46.0	6	15	0	208	68.4
TOTALS			13/13	463	265	57.2	2,733	14	11	56	32/173	74.6	61	212	0	2,772	73.1

2012 (Cleveland)

Date	Opp	W/L	P/S	Att	Cmp	Pct	Yds	TD	Int	Lg	Sk/Yds	Rtg	Total			Pct. Offense	
													Rsh	Yds	TD		Net Yds.
Nov 25	Pit	W	1/0	0	0	0.0	0	0	0	-	0/0	-	0	0	0	0	0.0
Dec 9	KC	W	1/0	0	0	0.0	0	0	0	0	0/0	0.0	2	-2	0	-2	-0.6
Dec 23	at Den	L	1/0	17	9	52.9	79	1	0	21	4/25	85.2	2	17	0	71	30.5
TOTALS			3/0	17	9	52.9	79	1	0	21	4/25	85.2	4	15	0	69	8.4



KEVIN McDERMOTT

47

LONG SNAPPER

H: 6-4 W: 234

BORN 1.12.90 // NASHVILLE, TN // ENSWORTH HS, NASHVILLE, TN
UCLA // ROOKIE // ACQUIRED FA IN '13

Kevin McDermott takes over the long-snapping duties for the 49ers after beating out 14-year veteran, Brian Jennings, during the preseason. McDermott, an undrafted rookie, enters his 1st season in the NFL out of UCLA. He was a two-time honorable mention Academic All Pac-12 selection as a Bruin.

// TRANSACTIONS

Originally signed as an undrafted free agent by SF on 5/7/13.

// COLLEGE

Played in 29 games for the Bruins. As a senior, played in all 14 games and earned honorable mention Academic All Pac-12. In 2011, played in all 14 games handling the long snapping duties for all kicks during the season and was named honorable mention Academic All Pac-12. In 2010, did not see game action, but served as the back-up long snapper and a reserve tight end. In 2009, saw his first game action as a reserve tight end in the win at Washington State and served as the back-up long snapper during the season.

// PERSONAL

- Attended Ensworth (TN) HS, where he served as a team captain his senior year and was the sixth ranked long snapper in the 2008 class by ProKicker.com.
- A multisport athlete, he also was a three-time team captain for the basketball team and earned TSSAA Basketball All-Region Tournament Team honors as a senior year.
- Also played lacrosse for three seasons.
- His parents are Kevin and Debroah and he has one brother, Conor.
- Majored in political science.
- Born Kevin Patrick McDermott (1/12/90) in Nashville, TN.



RAY McDONALD

91

DEFENSIVE TACKLE

H: 6-3 W: 290

BORN 9.2.84 // PAHOKEE, FL // GLADES CENTRAL HS, BELLE GLADE, FL
FLORIDA // 7TH YEAR | ACQUIRED D-3B IN '07

Ray McDonald has been a formidable force for opposing offensive lines to deal with over the last two seasons, having started 31 of 32 regular season games in that span. In 2012, McDonald played a significant role on the defense, posting a career-high in tackles (106) while adding 2.5 sacks and a forced fumble. A model of determination and resiliency, he has missed just two games to injury during his five-year career, after having overcome multiple significant knee injuries while in college. Over the past four seasons, he is one of only eight NFL defensive linemen to score at least two touchdowns. The 49ers grabbed McDonald as a 3rd-round pick (97th overall) in 2007. After earning a starting role at LDE in 2011, he was rewarded with a 5-year contract extension on July 29, 2011.

// CAREER HIGHLIGHTS

- Recorded his first career TD after scooping up a QB Kyle Boller fumble on the Rams 11-yd. line, returning it for the score vs. StL (10/4/09).
- Registered his first career INT and returned it 31 yds. for a TD at Car. (10/24/10).

// GOLDMINE

- McDonald's durability and toughness earned him the 49ers Hazeltine Iron Man and Blue Collar Defensive Player of the Year Awards for the 2012 season. During the year, McDonald started all 16 games and recorded 2.5 sacks, while taking on constant double teams to free up his teammates. The Hazeltine Iron Man Award is given annually to the most courageous and inspirational defensive player as voted upon by the defensive coaches.

- Ray comes from an athletic family as his father, Ray Sr., played wide receiver for the Florida Gators in the mid-80s and was featured on the cover of *Sports Illustrated* (Nov. 11, 1985) after catching both scores in a 14-10 victory at Auburn in 1985. Ray's grandfather, Willie McDonald, played running back at Bethune Cookman and his uncle was a cornerback at UCF. Ray didn't have strong aspirations of playing football professionally until later in high school, when his father began to prepare him for the pro game. "He didn't really push me into playing football when I was growing up, but I told him I really wanted to take off with football. So he dedicated his whole year to working me out."
- Ray has had his share of success growing up playing football. While in high school, he won a state championship four straight years, and then a national title at Florida, but still strives to achieve the ultimate prize of an NFL championship. "I have individual goals, but it all comes down to winning. I come from a winning tradition. All I'm missing out on is an NFL Championship."
- Since the 2008 offseason, Ray has looked for other ways to improve himself as a pass rusher. He has been boxing with the 49ers strength and conditioning staff in order to add more moves to his pass rushing repertoire. "It's something that I can add to my tray with hand-eye coordination. It helps with my endurance and my hand placement and I have enough force to knock someone off balance."
- Despite entering the NFL with great concerns regarding the health of his knees, which hurt his draft stock and forced him to be selected in the 3rd round in 2007, McDonald has missed just two games in his five-year career to injury.

McDONALD'S CAREER HIGHS

Total Tackles: Regular Season – 10 at Arz. (10/29/12);

Postseason – 9 vs. NYG (1/22/12)

Solo: Regular Season – 6 (3 times) Last at Sea. (12/24/11);

Postseason – 6 vs. NYG (1/22/12)

Assists: 5 (2 times) Last vs. Mia. (12/9/12)

Passes Defensed: 2 at Det. (10/16/11)

Sacks: Regular Season – 2.0 at NE (12/16/12);

Postseason – 2.5 vs. NYG (1/22/12)

Forced Fumbles: Regular Season – 1 (3 times) Last vs. Arz. (12/30/12);

Postseason – 1 vs. NYG (1/22/12)

Fumble Recoveries: 1 (3 times) Last at Arz. (12/11/11)

McDONALD'S CAREER STATISTICS

YEAR	TEAM	GP	GS	TACKLES					INTERCEPTIONS					FUMBLES			
				TOT	SOL	AST	SACKS	YDS	INT	YDS	LG	TD	PD	FF	FR	YDS	
2007	SF	9	0	11	4	7	1.0	6.0	0	0	–	0	0	0	0	0	0
2008	SF	15	9	58	28	30	1.0	5.0	0	0	–	0	5	0	0	0	
2009	SF	16	0	29	12	17	3.0	19.0	0	0	–	0	0	0	2	11t	
2010	SF	16	0	57	23	34	0.0	0.0	1	31	31t	1	2	0	0	0	
2011	SF	15	15	93	51	42	5.5	35.5	0	0	–	0	2	2	1	0	
2012	SF	16	16	106	57	49	2.5	15.5	0	0	–	0	1	1	0	0	
2013	SF																
TOTALS		87	40	354	175	179	13.0	81.0	1	31	31t	1	10	3	3	11t	

PLAYOFFS

YEAR	TEAM	GP	GS	TACKLES					INTERCEPTIONS					FUMBLES		
				TOT	SOL	AST	SACKS	YDS	INT	YDS	LG	TD	PD	FF	FR	YDS
2011	SF	2	2	11	7	4	2.5	19.5	0	0	–	0	0	1	0	0
2012	SF	3	3	23	15	8	1.0	5.0	0	0	–	0	0	0	0	0
TOTALS		5	5	34	22	12	3.5	24.5	0	0	–	0	0	1	0	0

Additional Statistics:

Blocked Field Goals – 2: 2008 (1 vs. Phi., 10/12/08), 2009 (1 at Min. 9/27/09)

Blocked Extra Points – 1: 2009 (1 vs. Arz., 12/14/09)

TDs – 2: 2009 [11–yd. fumble return vs. STL (10/4/09)], 2010 [31–yd. INT return at Car. (10/24/10)]

Safeties – 1: 2012 (1 vs. Chi., 11/19/12)

Milestones:

NFL Debut: vs. Bal. (10/7/07); **First Start:** vs. Arz. (9/7/08); **First Sack:** Regular Season – vs. TB (12/23/07 – QB Jeff Garcia); Postseason – vs. NYG (1/22/12 – QB Eli Manning); **First FR:** vs. StL (10/4/09 – QB Kyle Boller); **First FF:** Regular Season – vs. StL (12/4/11 – QB A. J. Feeley); Postseason – vs. NYG (1/22/12 – QB Eli Manning); **First Blocked FG:** vs. Phi. (10/12/08 – 54–yd. att. by K David Akers); **First Blocked PAT:** vs. Arz. (12/14/09 – K Neil Rackers); **First Safety:** vs. Chi. (11/19/12 – G Chilo Rachal); **First Multi–Sack Game:** 2.0 – at NE (12/16/12 – QB Tom Brady)

// TRANSACTIONS

Originally the second of two 3rd-round (97th pick overall) draft choices by SF in 2007...Signed a 5-year deal with SF on 7/29/11.

// AWARDS & HONORS

2012: Hazeltine Iron Man Award, 49ers Blue Collar Player of the Year - Defense

// 2012

- Recorded a career-high 106 total tackles in 2012.
- Tipped a pass at the line of scrimmage that led to an INT by LB Patrick Willis at NYJ (9/30).
- Registered their first career safety, tackling Bears G Chilo Rachal in the end zone vs. Chi. (11/19) after Rachal had recovered a FF by LB Aldon Smith on QB Jason Campbell.
- Tallied 2.0 sacks at NE (12/16) on QB Tom Brady, marking his 1st career multi-sack game.
- Registered his 1st FF of the season vs. Arz. (12/30), stripping the ball from Cardinals WR Michael Floyd. The loose ball was scooped up by S Donte Whitner. The takeaway led to a 26-yd. FG by K David Akers.
- Notched his first sack of the 2012 postseason in Super Bowl XL-VII vs. Bal. (2/3/13), bringing down Ravens QB Joe Flacco. He now has 3.5 career postseason sacks.

// 2011

- Recorded career highs in tackles (93), sacks (5.5), and FFs (2).
- Registered his 7th career sack vs. Dal. (9/18), marking the first time he recorded sacks in multiple weeks since 9/13/09 at Arz. and 9/20/09 vs. Sea.
- Tallied 6 tackles and 0.5 sack at Phi. (10/2) in come-from-behind 49ers 24-23 victory.
- Assisted on a sack with DT Justin Smith at Det. (10/16 - QB Matthew Stafford) with 1:02 left in the 4th qtr. Also posted 5 tackles and a career-high 2 PDs.
- Notched a career-high 9 tackles at Bal. (11/24), including 2 QB pressures and 1 TFL.
- Registered his first career FF after taking down Rams QB A.J. Feeley in the 2nd qtr. vs. StL (12/4), marking his 4th sack of the season and 9th of his career. Tied the team-high with 7 stops on the day.
- Helped limit the Rams to just 31 yds. rushing without allowing a rushing first down vs. StL (12/4). This marked the first time the 49ers defense did not allow a rushing first down since 11/29/10 at Arz.
- Teamed up with LB Aldon Smith for a sack on QB Ben Roethlisberger vs. Pit. (12/19). On the play, McDonald registered his 2nd FF of the season, while DT Justin Smith picked up the ball, which led to a TD on the ensuing drive.
- Registered 2.5 sacks vs. NYG (1/22) in the NFC Championship Game, which ranked t-2nd in franchise history for the most sacks by one player in a postseason game.

// 2010

- Played in all 16 games, registering 57 tackles and an INT returned for a TD.
- Registered his first career INT and returned it 31 yds. for a TD at Car. (10/24). It marked McDonald's 2nd career TD.

// 2009

- Sacked QB Kurt Warner at Arz. (9/13) in his first game back after undergoing offseason knee surgery.
- Registered sacks in back-to-back games for the first time in his career by dropping QB Matt Hasselbeck vs. Sea. (9/20).
- Blocked a 44-yd. FG att. by K Ryan Longwell that was returned by CB Nate Clements 59 yds. for a TD at the end of the 2nd qtr. at Min. (9/27). It marked his 2nd career blocked FG.
- Recorded his first career TD after scooping up a QB Kyle Boller fumble on the Rams 11-yd. line, returning it for the score vs. StL (10/4).

// 2008

- Ranked 2nd on team with 37 QB pressures.
- Started first career game vs. Arz. (9/7), tallying 6 tackles.
- Tipped a pass that was intercepted by CB Walt Harris at Sea. (9/14).
- Blocked a 54-yd. FG attempt vs. Phi. (10/12) and CB Donald Strickland scooped ball up and raced 41 yds. for a TD.
- Left game in 2nd qtr. at NYG (10/19) with a sprained knee.

// 2007

- Made his NFL debut vs. Bal. (10/7) and tallied 3 tackles.
- Totaled 2 tackles and brought down QB Jeff Garcia for his first career sack vs. TB (12/23).

// COLLEGE

Saw action in 46 games (36 starts) at Florida and collected 137 tackles, 11.0 sacks, 2 FFs, a FR and a blocked kick. Became first defensive lineman to start 12 games in a season (2003) as a freshman and was only fourth defensive lineman in school history to start as a freshman in season opener. Earned All-SEC first-team honors from league's coaches as a senior after starting every game and recording 36 tackles, 3.0 sacks, a blocked kick and a FR returned for a TD as he split time between defensive end and tackle. SEC All-Freshman Team selection by *The Sporting News* after starting 12 of 13 games at defensive tackle and posting 54 tackles. Redshirted as a true freshman in 2002.

// PERSONAL

- Attended Glades Central (Belle Glade, FL) HS, where he earned All-American honors and was named Palm Beach County Defensive Player of the Year in 2001, as he recorded 132 tackles and 24.0 sacks as a senior. Helped lead his team to Class 3A state championship as a junior and started final three seasons at defensive tackle.
- His parents, Ray Sr. and Labrina, own an insurance agency. Ray Sr. played WR at the University of Florida.
- Grew up in the small town of Belle Glade, FL, where fishing, hunting and football were the only things for him to do.
- Claims to have no real hobbies and the closest thing to a hobby would be hanging around the practice facility.
- Has supported the track and field team at his alma mater Glades Central HS as his grandfather, Willie, is the coach.
- Born Raymondo Antoine McDonald (9/2/84) in Wellington, FL.

// INJURY REPORT

2008: Inactive vs. Sea. (10/26) with a knee injury.

2011: Inactive at Was. (11/6) with a hamstring injury.

McDONALD'S GAME-BY-GAME

2007														2010															
Date	Opp	W/L	P/S	Tot	Sol	Ast	Sk	Yds	Int	Yds	PD	FF	FR	Yds	Date	Opp	W/L	P/S	Tot	Sol	Ast	Sk	Yds	Int	Yds	PD	FF	FR	Yds
Sep 10	Arz	W	-	-	-	-	INACTIVE	-	-	-	-	-	-	-	Sep 12	at Sea	L	1/0	4	1	3	0.0	0.0	0	0	0	0	0	0
Sep 16	at StL	W	-	-	-	-	INACTIVE	-	-	-	-	-	-	-	Sep 20	NO	L	1/0	5	2	3	0.0	0.0	0	0	0	0	0	0
Sep 23	at Pit	L	-	-	-	-	INACTIVE	-	-	-	-	-	-	-	Sep 26	at KC	L	1/0	2	1	1	0.0	0.0	0	0	0	0	0	0
Sep 30	Sea	L	-	-	-	-	INACTIVE	-	-	-	-	-	-	-	Oct 3	at Atl	L	1/0	2	0	2	0.0	0.0	0	0	0	0	0	0
Oct 7	Bal	L	1/0	3	1	2	0.0	0.0	0	0	0	0	0	0	Oct 10	Phi	L	1/0	3	2	1	0.0	0.0	0	0	0	0	0	0
Oct 21	at NYG	L	1/0	2	1	1	0.0	0.0	0	0	0	0	0	0	Oct 17	Oak	W	1/0	3	1	2	0.0	0.0	0	0	0	0	0	0
Oct 28	NO	L	1/0	1	0	1	0.0	0.0	0	0	0	0	0	0	Oct 24	at Car	L	1/0	4	1	3	0.0	0.0	1	31t	1	0	0	0
Nov 4	at Atl	L	1/0	0	0	0	0.0	0.0	0	0	0	0	0	0	Oct 31	Den	W	1/0	4	2	2	0.0	0.0	0	0	0	0	0	0
Nov 12	at Sea	L	-	-	-	-	INACTIVE	-	-	-	-	-	-	-	Nov 14	StL	W	1/0	4	2	2	0.0	0.0	0	0	0	0	0	0
Nov 18	StL	L	1/0	1	0	1	0.0	0.0	0	0	0	0	0	0	Nov 21	TB	L	1/0	3	1	2	0.0	0.0	0	0	0	0	0	0
Nov 25	at Arz	W	1/0	1	1	0	0.0	0.0	0	0	0	0	0	0	Nov 29	at Arz	W	1/0	2	0	2	0.0	0.0	0	0	0	0	0	0
Dec 2	at Car	L	-	-	-	-	INACTIVE	-	-	-	-	-	-	-	Dec 5	at GB	L	1/0	2	1	1	0.0	0.0	0	0	0	0	0	0
Dec 9	Min	L	1/0	0	0	0	0.0	0.0	0	0	0	0	0	0	Dec 12	Sea	W	1/0	2	0	2	0.0	0.0	0	0	0	0	0	0
Dec 15	Cin	W	-	-	-	-	INACTIVE	-	-	-	-	-	-	-	Dec 16	at SD	L	1/0	6	4	2	0.0	0.0	0	0	0	0	0	0
Dec 23	TB	W	1/0	2	1	1	1.0	6.0	0	0	0	0	0	0	Dec 26	at StL	L	1/0	6	3	3	0.0	0.0	0	0	0	0	0	0
Dec 30	at Cle	L	1/0	1	0	1	0.0	0.0	0	0	0	0	0	0	Jan 2	Arz	W	1/0	5	2	3	0.0	0.0	0	0	1	0	0	0
TOTALS			9/0	11	4	7	1.0	6.0	0	0	0	0	0	0	TOTALS			16/0	57	23	34	0.0	0.0	1	31t	2	0	0	0

2008														2011															
Date	Opp	W/L	P/S	Tot	Sol	Ast	Sk	Yds	Int	Yds	PD	FF	FR	Yds	Date	Opp	W/L	P/S	Tot	Sol	Ast	Sk	Yds	Int	Yds	PD	FF	FR	Yds
Sep 7	Arz	L	1/1	6	2	4	0.0	0.0	0	0	1	0	0	0	Sep 11	Sea	W	1/1	8	6	2	1.0	2.0	0	0	0	0	0	0
Sep 14	at Sea	W	1/1	6	4	2	0.0	0.0	0	0	1	0	0	0	Sep 18	Dal	L	1/1	6	2	4	1.0	5.0	0	0	0	0	0	0
Sep 21	Det	W	1/1	3	2	1	0.0	0.0	0	0	0	0	0	0	Sep 25	at Cin	W	1/1	6	3	3	0.0	0.0	0	0	0	0	0	0
Sep 28	at NO	L	1/1	4	2	2	0.0	0.0	0	0	1	0	0	0	Oct 2	at Phi	W	1/1	6	2	4	0.5	0.5	0	0	0	0	0	0
Oct 5	NE	L	1/1	4	3	1	1.0	5.0	0	0	1	0	0	0	Oct 9	TB	W	1/1	5	2	3	0.0	0.0	0	0	0	0	0	0
Oct 12	Phi	L	1/1	6	2	4	0.0	0.0	0	0	0	0	0	0	Oct 16	at Det	W	1/1	5	3	2	0.5	4.0	0	0	2	0	0	0
Oct 19	at NYG	L	1/1	3	1	2	0.0	0.0	0	0	0	0	0	0	Oct 30	Cle	W	1/1	3	1	2	0.0	0.0	0	0	0	0	0	0
Oct 26	Sea	L	-	-	-	-	INACTIVE (Knee)	-	-	-	-	-	-	-	Nov 6	at Was	W	-	-	-	-	INACTIVE (Hamstring)	-	-	-	-	-	-	-
Nov 10	at Arz	L	1/1	2	1	1	0.0	0.0	0	0	0	0	0	0	Nov 13	NYG	W	1/1	8	4	4	0.0	0.0	0	0	0	0	0	0
Nov 16	StL	W	1/1	3	1	2	0.0	0.0	0	0	0	0	0	0	Nov 20	Arz	W	1/1	3	1	2	0.0	0.0	0	0	0	0	0	0
Nov 24	at Dal	L	1/0	3	1	2	0.0	0.0	0	0	0	0	0	0	Nov 24	at Bal	L	1/1	9	6	3	0.0	0.0	0	0	0	0	0	0
Nov 31	at Buf	W	1/0	4	2	2	0.0	0.0	0	0	1	0	0	0	Dec 4	StL	W	1/1	7	4	3	1.0	8.0	0	0	0	1	0	0
Dec 7	NYJ	W	1/0	2	1	1	0.0	0.0	0	0	0	0	0	0	Dec 11	at Arz	L	1/1	5	3	2	0.0	0.0	0	0	0	0	1	0
Dec 14	at Mia	L	1/0	4	2	2	0.0	0.0	0	0	0	0	0	0	Dec 19	Pit	W	1/1	7	4	3	0.5	6.0	0	0	0	1	0	0
Dec 21	at StL	W	1/0	3	1	2	0.0	0.0	0	0	0	0	0	0	Dec 24	at Sea	W	1/1	9	6	3	1.0	10.0	0	0	0	0	0	0
Dec 28	Was	W	1/0	5	3	2	0.0	0.0	0	0	0	0	0	0	Jan 1	at StL	W	1/1	6	4	2	0.0	0.0	0	0	0	0	0	0
TOTALS			15/9	58	28	30	1.0	5.0	0	0	5	0	0	0	TOTALS			15/15	93	51	42	5.5	35.5	0	0	2	2	1	0

2009														2011 Postseason															
Date	Opp	W/L	P/S	Tot	Sol	Ast	Sk	Yds	Int	Yds	PD	FF	FR	Yds	Date	Opp	W/L	P/S	Tot	Sol	Ast	Sk	Yds	Int	Yds	PD	FF	FR	Yds
Sep 13	at Arz	W	1/0	3	2	1	1.0	5.0	0	0	0	0	0	0	Jan 14	NO	W	1/1	2	1	1	0.0	0.0	0	0	0	0	0	0
Sep 20	Sea	W	1/0	3	2	1	1.0	7.0	0	0	0	0	0	0	Jan 22	NYG	L	1/1	9	6	3	2.5	19.5	0	0	0	1	0	0
Sep 27	at Min	L	1/0	5	2	3	0.0	0.0	0	0	0	0	0	0	TOTALS			2/2	11	7	4	2.5	19.5	0	0	0	1	0	0
Oct 4	StL	W	1/0	3	1	2	0.0	0.0	0	0	0	0	1	11t															
Oct 11	Atl	L	1/0	0	0	0	0.0	0.0	0	0	0	0	0	0															
Oct 25	at Hou	L	1/0	0	0	0	0.0	0.0	0	0	0	0	0	0															
Nov 1	at Ind	L	1/0	1	1	0	1.0	7.0	0	0	0	0	0	0															
Nov 8	Ten	L	1/0	0	0	0	0.0	0.0	0	0	0	0	0	0															
Nov 12	Chi	W	1/0	2	0	2	0.0	0.0	0	0	0	0	0	0															
Nov 22	at GB	L	1/0	2	0	2	0.0	0.0	0	0	0	0	0	0															
Nov 29	Jax	W	1/0	2	0	2	0.0	0.0	0	0	0	0	1	0															
Dec 6	at Sea	L	1/0	2	2	0	0.0	0.0	0	0	0	0	0	0															
Dec 14	Arz	W	1/0	1	0	1	0.0	0.0	0	0	0	0	0	0															
Dec 20	at Phi	L	1/0	1	0	1	0.0	0.0	0	0	0	0	0	0															
Dec 27	Det	W	1/0	2	1	1	0.0	0.0	0	0	0	0	0	0															
Jan 3	at StL	W	1/0	2	1	1	0.0	0.0	0	0	0	0	0	0															
TOTALS			16/0	29	12	17	3.0	19.0	0	0	0	0	2	11t															

McDONALD'S GAME-BY-GAME

2012

Date	Opp	W/L	P/S	Tot	Sol	Ast	Sk	Yds	Int	Yds	PD	FF	FR	Yds
Sep 9	at GB	W	1/1	7	4	3	0.0	0.0	0	0	0	0	0	0
Sep 16	Det	W	1/1	8	4	4	0.5	4.5	0	0	0	0	0	0
Sep 23	at Min	L	1/1	7	3	4	0.0	0.0	0	0	0	0	0	0
Sep 30	at NYJ	W	1/1	6	4	2	0.0	0.0	0	0	1	0	0	0
Oct 7	Buf	W	1/1	3	1	2	0.0	0.0	0	0	0	0	0	0
Oct 14	NYG	L	1/1	4	2	2	0.0	0.0	0	0	0	0	0	0
Oct 18	Sea	W	1/1	6	2	4	0.0	0.0	0	0	0	0	0	0
Oct 29	at Arz	W	1/1	10	5	5	0.0	0.0	0	0	0	0	0	0
Nov 11	StL	T	1/1	9	5	4	0.0	0.0	0	0	0	0	0	0
Nov 19	Chi	W	1/1	6	3	3	0.0	0.0	0	0	0	0	0	0
Nov 25	at NO	W	1/1	6	4	2	0.0	0.0	0	0	0	0	0	0
Dec 2	at StL	L	1/1	7	5	2	0.0	0.0	0	0	0	0	0	0
Dec 9	Mia	W	1/1	8	3	5	0.0	0.0	0	0	0	0	0	0
Dec 16	at NE	W	1/1	7	4	3	2.0	11.0	0	0	0	0	0	0
Dec 23	at Sea	L	1/1	7	5	2	0.0	0.0	0	0	0	0	0	0
Dec 30	Arz	W	1/1	5	3	2	0.0	0.0	0	0	0	1	0	0
TOTALS			16/16	106	57	49	2.5	15.5	0	0	1	1	0	0

2012 Postseason

Date	Opp	W/L	P/S	Tot	Sol	Ast	Sk	Yds	Int	Yds	PD	FF	FR	Yds
Jan 12	GB	W	1/1	7	3	4	0.0	0.0	0	0	0	0	0	0
Jan 20	at Atl	W	1/1	9	7	2	0.0	0.0	0	0	0	0	0	0
Feb 3	Bal	L	1/1	7	5	2	1.0	5.0	0	0	0	0	0	0
TOTALS			3/3	23	15	8	1.0	5.0	0	0	0	0	0	0



VANCE McDONALD

89

TIGHT END

H: 6-4 W: 267

BORN 6.13.90 // BEAUMONT, TX // EAST CHAMBERS HS, WINNIE, TX
RICE // ROOKIE // ACQUIRED D-2B IN '13

A two-time First-Team All-Conference USA selection, Vance McDonald made his mark as both a blocker and a receiver at Rice University. He finished his collegiate career ranked in the top 10 in receptions (7th), receiving yards (6th) and TDs (t-5th) in school history. In 2010, McDonald was named the recipient of the George R. Brown Award, given to the Owls top receiver.

// GOLDMINE

- Vance grew up in Winnie, Texas, which was discovered to have a large oilfield and currently has about 3,500 residents. "We have three stop lights and any fast food restaurant you can possibly imagine and a bunch of hotels," McDonald said to describe Winnie. "It's a place for truckers to stop off and get some rest and a bite to eat driving off to Louisiana. The whole town is just one highway. Everyone knows everyone's business."
- McDonald spent draft day at home in Winnie with his family and closest family friends. "It was a big thing for the small town," he said. When 49ers head coach Jim Harbaugh called, McDonald slipped into his parents room and jokingly didn't tell the rest of his family that the 49ers were on the other line until he got off the phone. "They kept asking me, 'Who is it? Who is it?' It was just an unbelievable time, surrounded by the people that I care about most. It was finally here," McDonald said. "The people I was around made it that much better."
- Growing up, Vance spent a lot of his time at the Drake Planation in Winnie, a large open land full of wildlife such as ducks, geese and deer, which his uncle owned. He went fishing, caught crawfish and rode four-wheelers. "I loved just being an outdoorsman," he said. "It's a big agricultural town."

// TRANSACTIONS

Originally the second of two 2nd-round (55th overall) draft choices by SF in 2013.

// COLLEGE

Played in 42 games (28 starts) for the Owls, finished his career ranked 6th in school history with 119 receipts., 7th with 1,504 rec. yds. and t-5th with 15 TDs. As a senior, a consensus First-Team All-Conference USA selection, serving as a captain. Started all 10 games he appeared in, recording 36 receipts. for 458 yds. and 2 TDs. In 2011, earned First-Team All-Conference USA honors. Played in 12 games (11 starts) and led the team with 43 receipts. for 532 yds. and 5 TDs. As a sophomore, earned the George R. Brown Award, given to the Owls top receiver. Played in 10 games (6 starts) and tallied 28 receipts. for 396 yds. and 8 TDs. Joined the Rice football team as a walk-on, in 2009, and earned Conference USA All-Freshman honors. Played in 10 games (1 start) and notched 12 receipts. for 118 yds.

// PERSONAL

- Attended East Chambers (Winnie, TX) HS and earned all-district 24-2A and All-Region III honors, as a senior.
- Also lettered in basketball, where he earned first-team all-district honors, as a senior.
- Member of the National Honor Society, where he served as treasurer.
- Born Vance Coman McDonald (6/13/90) in Beaumont, TX.
- Majored in kinesiology.
- Engaged to Kendi Davis, after the two met in high school. He proposed to Kendi at sunset on May 20, 2013, on the Golden Gate Bridge.



BRUCE MILLER

49

FULLBACK

H: 6-2 W: 248

BORN 8.6.87 // CANTON, GA // WOODSTOCK HS, WOODSTOCK, GA
CENTRAL FLORIDA // 3RD YEAR | ACQUIRED D-7A IN '11

When Bruce Miller was drafted by the 49ers in the 7th round (211th overall) of the 2011 draft, he immediately made the transition from standout college defensive end to NFL fullback. The Woodstock, GA, native caught on so quickly that he earned a starting role by Week 3 of his rookie season and has missed just one game in 2 years. A two-time Conference USA Defensive Player of the Year, Miller led all active collegiate players during his time at Central Florida with 35.5 sacks.

// GOLDMINE

• Miller hopes to go back and coach his high school's football team. He said high school is the most crucial time where athletes need good coaches. "There's a big development stage between freshman and senior year of high school," he said. "Many important parts of kids' lives happen in that time. When you get to college, pretty much what you come in with is what you have. It'd be fun to be a part of." However, Miller described himself as a late bloomer who really developed athletically in college rather than in high school. "My coaches were very influential and played a big role in my life."

- Bruce wasn't the most highly recruited player coming out of high school. In fact, saying he was under the radar was an understatement; Bruce wasn't even on the radar. UCF defensive coordinator Dave Huxtable, however, was evaluating other Georgia players and noticed Bruce on film. "He was playing tight end," Huxtable said. "Running and catching balls and making players miss. He was on the kickoff cover team and he was the first one down there on the kickoff cover team plays. Then I got to watch him play basketball. He's a 6-2 center, but he's underneath there just battling on the boards. He's a special guy." Huxtable was one of Bruce's major influences in becoming the two-time Conference USA Defensive Player of the Year. "He played a huge roll for me," said Bruce. "I always looked at him for motivation and help. I went to Coach Hux because of the bond we made during recruiting and then playing for him at linebacker."
- Miller has been one of the 49ers most active players at community events in the Bay Area. "They're a lot of fun to take part in," he said. "Just having something to give and talking to people is my favorite part."

MILLER'S CAREER STATISTICS

YEAR	TEAM	GP	GS	ATT	RUSHING				TD	NO	RECEIVING			
					YDS	AVG	LG	YDS			AVG	LG	TD	
2011	SF	15	8	4	8	2.0	3	0	11	83	7.5	30t	1	
2012	SF	16	13	5	18	3.6	9	0	12	84	7.0	26	0	
2013	SF													
TOTALS		31	21	9	26	2.9	9	0	23	167	7.3	30t	1	

PLAYOFFS

YEAR	TEAM	GP	GS	ATT	RUSHING				TD	NO	RECEIVING			
					YDS	AVG	LG	YDS			AVG	LG	TD	
2011	SF	2	1	0	0	—	—	0	1	16	16.0	16	0	
2012	SF	3	2	0	0	—	—	0	0	0	—	—	0	
TOTALS		5	3	0	0	—	—	0	1	16	16.0	16	0	

Additional Statistics:

Special Teams Statistics: Regular Season – 22: 2011 (7); 2012 (15); Postseason – 3: 2011 (3)

Fumble – Lost – 1–0: 1–0 in 2011

Milestones:

NFL Debut: vs. Sea. (9/11/11); **First Start:** at Cin. (9/25/11); **First Reception:** Regular Season – at Cin. (9/25/11 – 11–yd. pass from QB Alex Smith); Postseason – vs. NO (1/14/12 – 16–yd. pass from QB Alex Smith); **First TD Reception:** at Was. (11/6/11 – 30–yd. pass from QB Alex Smith)

MILLER'S CAREER HIGHS

Rushes: 2 vs. Arz. (12/30/12)
Rushing Yards: 9 vs. Buf. (10/7/12)
Long Rush: 9 vs. Buf. (10/7/12)

Receptions: 4 at Cin. (9/25/11)
Receiving Yards: 37 at NO (11/25/12)
Long Receptions: 30t at Was. (11/6/11)
TD Receptions: 1 at Was. (11/6/11)

// TRANSACTIONS

Originally the first of three 7th-round (211th overall) draft choices by SF in 2011.

// 2012

- Played in all 16 games (13 starts). Tied for the team lead with 15 special teams tackles (CB Tramaine Brock - 15).
- Led team with 3 special team tackles vs. Chi. (11/19) and vs. Arz. (12/30).
- Tallied a season-high 3 receipts. for a career-high 37 yds at NO (11/25).

// 2011

- Made NFL debut vs. Sea. (9/11), seeing action on special teams.
- Made first career start at Cin. (9/25). On the first play from scrimmage, he hauled in a 11-yd. receipt. Finished game with 4 catches for 25 yds. and one carry for 2 yds.
- Hauled in the first TD receipt. of his career on a 30-yd. pass from QB Alex Smith in the 2nd qtr. at Was. (11/6). Tied a team-high posting 2 special teams tackles.

// COLLEGE

Played in 52 games (46 starts) for the Knights and was a two-time Conference USA Defensive Player of the Year (2009-10). Recorded 214 tackles, 35.5 sacks, 57.5 TFLs, 3 INTs (two for TDs), 6 FFs, 2 FRs and 9 PDs. Led all active collegiate players with 35.5 sacks and ranked 3rd with 57.5 TFLs. In 2010, was named Conference USA Defensive Player of the Year and was selected first-team All-Conference USA. Started all 14 games and notched 63 tackles, 8.5 sacks, 13.5 TFLs, 2 INTs (both returned for TDs), 2 FFs and 2 PDs. Part of a defense that led the conference, ranked 8th nationally in run defense (108.4 yds./gm.) and ranked 15th nationally in total defense (315.4 yds./gm.). As a junior, named Conference USA Defensive Player of the Year and first-team All-Conference USA. Ranked 5th in the nation with 13.0 sacks. Played in 13 games (12 starts), registering 61 tackles, 18.0 TFLs, FR, FF and 3 PDs. In 2008, selected first-team All-Conference USA. Played in 12 games (11 starts) and notched 52 tackles, 7.0 sacks, 17.0 TFLs, INT, 2 FFs and 3 PDs. As a freshman, played in 14 games (9 starts), totaling 38 tackles, 7.0 sacks, 9.0 TFLs, FF, FR and PD. Redshirted in 2006.

// PERSONAL

- Attended Woodstock (Woodstock, GA) HS and was named the Cherokee County Gridiron Club Linebacker of the Year. Also named all-county and all-region as a LB.
- As a senior, registered 134 tackles, 1.0 sack, 3 INTs (two for TDs), 3 FFs, and 2 FRs. Added 14 receipts. for 357 yds. and 5 TDs as a tight end.
- Describes himself as a movie buff, especially comedies and action films.
- Lettered two years in basketball and one year in baseball.
- Enjoys deep sea fishing.
- Born Bruce Miller (8/6/87) in Canton, GA.
- Majored in sports and fitness.

// INJURY REPORT

2011: Inactive (concussion) at Bal. (11/24).

MILLER'S GAME-BY-GAME

2011 Date	Opp	W/L	P/S	Rsh	Yds	Avg	Lg	TD	Rec	Yds	TD
Sep 11	Sea	W	1/0	0	0	0.0	0	0	0	0	0
Sep 18	Dal	L	1/0	0	0	0.0	0	0	0	0	0
Sep 25	at Cin	W	1/1	1	2	2.0	2	0	4	25	0
Oct 2	at Phi	W	1/1	0	0	0.0	0	0	1	15	0
Oct 9	TB	W	1/0	1	0	0.0	0	0	0	0	0
Oct 16	at Det	W	1/1	1	3	3.0	3	0	0	0	0
Oct 30	Cle	W	1/1	0	0	0.0	0	0	0	0	0
Nov 6	at Was	W	1/0	0	0	0.0	0	0	1	30	1
Nov 13	NYG	W	1/0	0	0	0.0	0	0	0	0	0
Nov 20	Arz	W	1/1	0	0	0.0	0	0	1	5	0
Nov 24	at Bal	L	—	—	INACTIVE (Concussion)		—	—	—	—	—
Dec 4	StL	W	1/1	0	0	0.0	0	0	0	0	0
Dec 11	at Arz	L	1/1	0	0	0.0	0	0	2	5	0
Dec 19	Pit	W	1/1	1	3	3.0	3	0	0	0	0
Dec 24	at Sea	W	1/0	0	0	0.0	0	0	1	3	0
Jan 1	at StL	W	1/0	0	0	0.0	0	0	1	0	0
TOTALS			15/8	4	8	2.0	3	0	11	83	1


2011 Postseason

Date	Opp	W/L	P/S	Rsh	Yds	Avg	Lg	TD	Rec	Yds	TD
Jan 14	NO	W	1/1	0	0	0.0	0	0	1	16	0
Jan 22	NYG	L	1/0	0	0	0.0	0	0	0	0	0
TOTALS			2/1	0	0	0.0	0	0	1	16	0

2012 Date	Opp	W/L	P/S	Rsh	Yds	Avg	Lg	TD	Rec	Yds	TD
Sep 9	at GB	W	1/1	0	0	—	—	0	1	15	0
Sep 16	Det	W	1/0	0	0	—	—	0	0	0	0
Sep 23	at Min	L	1/1	0	0	—	—	0	0	0	0
Sep 30	at NYJ	W	1/0	1	5	5.0	5	0	1	9	0
Oct 7	Buf	W	1/1	1	9	9.0	9	0	0	0	0
Oct 14	NYG	L	1/0	0	0	—	—	0	0	0	0
Oct 18	Sea	W	1/1	0	0	—	—	0	0	0	0
Oct 29	at Arz	W	1/1	1	1	1.0	1	0	0	0	0
Nov 11	StL	T	1/1	0	0	—	—	0	0	0	0
Nov 19	Chi	W	1/1	0	0	—	—	0	0	0	0
Nov 25	at NO	W	1/1	0	0	—	—	0	3	37	0
Dec 2	at StL	L	1/1	0	0	—	—	0	2	17	0
Dec 9	Mia	W	1/1	0	0	—	—	0	2	1	0
Dec 16	at NE	W	1/1	0	0	—	—	0	0	0	0
Dec 23	at Sea	L	1/1	0	0	—	—	0	2	-1	0
Dec 30	Arz	W	1/1	2	3	1.5	2	0	1	6	0
TOTALS			16/13	5	18	3.6	9	0	12	84	0

2012 Postseason

Date	Opp	W/L	P/S	Rsh	Yds	Avg	Lg	TD	Rec	Yds	TD
Jan 12	GB	W	1/1	0	0	—	—	0	0	0	0
Jan 20	at Atl	W	1/1	0	0	—	—	0	0	0	0
Feb 3	Bal	L	1/0	0	0	—	—	0	0	0	0
TOTALS			3/2	0	0	—	—	0	0	0	0



NICK MOODY

54

LINEBACKER

H: 6-1 W: 236

BORN 1.29.90 // WYNCOTE, PA // ROMAN CATHOLIC HS, PHILADELPHIA, PA
FLORIDA STATE // ROOKIE // ACQUIRED D-6 IN '13

Nick Moody began his collegiate career at safety before making the transition to linebacker. As a senior, he helped the Seminoles lead the nation in yards allowed per play (3.86) and rank second in total defense (254.1 yards per game). In 2012, Moody received the Don Powell Award as the unsung hero on defense and was the co-recipient of the Defensive Warrior Award, given by FSU the strength and conditioning staff.

// GOLDMINE

- Head coach Jim Harbaugh lives by the 'Blue Collar' work ethic, which happens to be the same way of thinking as the Moody family, "My family instilled the mentality, that if you want something you have to work for it and go get it, nobody owes you anything."
- One of his hobbies includes staying in touch with the latest rap music, "I try to keep up with the newest music every day. Meek Mill and Young Jeezy are my two favorite artists right now."

// TRANSACTIONS

Originally a 6th-round (180th overall) draft choice by SF in 2013.

// COLLEGE

Played in 49 games for the Seminoles, registering 155 tackles, 2.0 sacks, 6 TFLs, 1 INT, 1 FF and 1 FR. As a senior, played in all 14 games and tallied 20 tackles, 1.0 sack, and 1.5 TFLs. Was the recipient of the Don Powell Award for the unsung hero on defense and was the co-recipient of the Defensive Warrior Award, given by the strength and conditioning staff. In 2011, played in 9 games and notched 23 tackles. As a sophomore, played in 13 games and registered a career-high 79 tackles, 0.5 sack, 4 TFLs, 1 INT, 1 FF and 1 FR. In 2009, appeared in all 13 games and recorded 33 tackles, 0.5 sack and 0.5 TFL. Redshirted in 2008.

// PERSONAL

- Attended Roman Catholic (Philadelphia, PA) HS and was rated a top five player in the state of Pennsylvania by Rivals.com.
- Helped lead his team to the league championship as a senior.
- Born Nicholas Moody (1/29/90) in Wyncote, PA.



MARLON MOORE

19

WIDE RECEIVER
H: 6-0 W: 190
**BORN 9.3.87 // SACRAMENTO, CA // NATOMAS HS, SACRAMENTO, CA
FRESNO STATE // 4TH YEAR | ACQUIRED FA IN '13**

A Sacramento native and former Fresno State Bulldog, Marlon Moore called it a “dream come true” to have the opportunity to return to Northern California to join the 49ers, the team he grew up rooting for. Miami signed Moore as an undrafted free agent in 2010, and he went on to play in 29 games in three seasons with the Dolphins.

// GOLDMINE

• They say a picture is worth a thousand words. For Marlon Moore, a picture solidified his desire to play football. When he was younger, he saw a picture of his father, Ernie, playing football recreationally while he was stationed in Hawaii with the U.S. Army. “When I saw a picture of him doing that, it just sparked my interest and made me want to go play. He gave me the opportunity,” he said. “He’d seen that I really wanted to do it and he told me to go for it. He’s the reason I’m here today. He told me to keep pushing for my goal.” Tragically, Marlon’s father, Ernie Moore, passed away from liver cancer in October of 2008 after being diagnosed with the disease just months earlier in July. “The only thing I can say is I wish my father was here to watch me be able to accomplish this dream and compete at the highest level.” Ernie remains Marlon’s motivation on the football field. “My dad just wanted me to continue working and focus on my dream because it was also his dream as well. So, I give a lot of love to my father, and my mother and my brother for where I’m at now.”

- A Sacramento native, Moore grew up rooting for the 49ers and began watching the team in the 1990’s. “The winning tradition that this team had started when I was a kid and it definitely manifested to now. Being a California kid and watching these guys growing up put me in a good spot coming here,” he said. “It’s a dream come true, knowing that my family is right across the bridge and not too far from me, knowing I’ll be able to see them and they’ll also be able to see me live out one of my dreams.”
- Moore’s biggest hobby is fishing. He grew up fishing in Sacramento and has tried out many lakes in Northern California such as Clear Lake, the Stockton Delta, Isleton and Rio Vista. Marlon’s father, Ernie, would take him bank and boat fishing. “He kept me right by his side. I picked it up and it’s what I love to do,” he said. “It’s relaxing.” With his catches, Marlon learned how to cook.
- In the future, Moore wants to return to his high school in Sacramento and help coach football. “If I can go back and change one kid’s life, whether it’s being about football or telling them my experience with academics, I want to see if I can make a difference,” he said. In college, Moore got a taste of coaching. During the summers, he helped run football camps with his teammates. “We had those kids working hard in the summer and they really enjoyed it,” he said. “Any mind I can mold and help go in a positive direction, that’s a plus in my life.”

MOORE’S CAREER STATISTICS

YEAR	TEAM	GP	GS	RECEIVING					RUSHING				
				NO	YDS	AVG	LG	TD	ATT	YDS	AVG	LG	TD
2010	MIA	9	0	6	128	21.3	57t	1	1	16	16.0	16	0
2011	MIA	6	0	0	0	—	—	0	0	0	—	—	0
2012	MIA	14	2	6	116	19.3	37	1	1	9	9.0	9	0
2013	SF												
TOTALS		29	2	12	244	20.3	57t	2	2	25	12.5	16	0

Additional Statistics:

Kickoff Returns – 2: 2010 (2);

Kickoff Return Yards – 52: 2010 (52)

Milestones:

NFL Debut: at Buf. (9/12/10); **First Start:** vs. Jax. (12/16/12); **First Reception:** vs. Chi. (11/18/10 – 7–yd. pass from QB Tyler Thigpen); **First TD Reception:** at Oak. (11/28/10 – 57–yd. pass from QB Chad Henne)

MOORE’S CAREER HIGHS

Receptions: 3 vs. StL (10/14/12)

Receiving Yards: 57 at Oak. (11/28/10)

TD Receptions: 1 (2 times) Last vs. StL (10/14/12)

Long Reception: 57 at Oak. (11/28/10)

Rushes: 1 (2 times) Last vs. Sea. (11/25/12)

Rushing Yards: 16 vs. Det. (12/26/10)

Kickoff Returns: 2 at NE (1/2/11)

Kickoff Return Yards: 51 at NE (1/2/11)

Long Kickoff Return: 34 at NE (1/2/11)

// TRANSACTIONS

Originally signed by Mia. as an undrafted free agent in 2010... Declared a free agent on 3/12/13...Signed a one-year contract with SF on 3/19/13.

// 2012 (MIAMI)

- In 14 games (2 starts), he tied his career high in receipts. with 6 for 116 yds. and 1 TD.
- Set a single-game career high vs. StL (10/14) with 3 receipts. for 46 yds. and 1 TD.
- Recorded a season-long 37-yard receipt. at NYJ (10/28).
- In his first career start, he snagged 2 receipts. for 33 yds. vs. Jax. (12/16).

// 2011 (MIAMI)

- Saw playing time in 6 games and posted 3 special teams tackles.
- He was placed on the Injured Reserve (11/1) and missed the remaining 9 games of the season.

// 2010 (MIAMI)

- Played in 9 games and finished with 6 receipts. for 128 yds. and 1 TD. He also returned 2 kickoffs at NE (1/2/10) for 51 total yds. and registered a long of 34 yds.
- Made his NFL debut at Buf. (9/12).
- Snagged 2 receipts. for 20 yds. vs. Chi. (11/18). His first career catch was a 7-yd. receipt. from QB Tyler Thigpen.
- Recorded 1 receipt. for a 57-yd. TD. It was his first career TD and the Dolphins' longest play from scrimmage in 2010.

// COLLEGE

During his four-year career at Fresno State he hauled in 90 receipts. for 1,374 yds. and 10 TDs. He caught 15 passes for 317 yds. and 3 TDs as a senior in 2009. During his junior season, he started 4 games and missed 5 due to injury, but still finished the season with 20 catches for 233 yds. Led the team with 48 receipts. for 694 yds. and 5 TDs as a sophomore in 2007.

// PERSONAL

- Attended Natomas HS in Sacramento, CA where he had 11 receipts. for 348 yds. and 4 TDs on offense and registered 39 tackles on defense.
- He was also selected as All-League in basketball as a junior and lettered in baseball and track.
- Majored in broadcast journalism and would like to become a sportscaster or color commentator in the future.
- Born Marlon Alex Moore (9/3/87) in Sacramento, CA.

// INJURY REPORT

- 2011:** Was placed on Injured Reserve with a foot injury (11/1) and missed the final 9 games of the season.
- 2012:** Inactive vs. NYJ (9/23) and at Arz. (9/30) with a hamstring injury.

MOORE'S GAME-BY-GAME

2010 (Miami)

Date	Opp	W/L	P/S	Rec	Yds	Avg	Lg	TD
Sep 12	at Buf	W	1/0	0	0	-	-	0
Sep 19	at Min	W	1/0	0	0	-	-	0
Sep 26	NYJ	L	-	-	INACTIVE	-	-	-
Oct 4	NE	L	-	-	INACTIVE	-	-	-
Oct 17	at GB	W	-	-	INACTIVE	-	-	-
Oct 24	Pit	L	-	-	INACTIVE	-	-	-
Oct 31	at Cin	W	-	-	INACTIVE	-	-	-
Nov 7	at Bal	L	-	-	INACTIVE	-	-	-
Nov 14	Ten	W	1/0	0	0	-	-	0
Nov 18	Chi	L	1/0	2	20	10.0	13	0
Nov 28	at Oak	W	1/0	1	57	57.0	57	1
Dec 5	Cle	L	1/0	0	0	-	-	0
Dec 12	at NYJ	W	1/0	0	0	-	-	0
Dec 19	Buf	L	-	-	INACTIVE	-	-	-
Dec 26	Det	L	1/0	1	5	5.0	5	0
Jan 2	at NE	L	1/0	2	46	23.0	29	0
TOTALS			9/0	6	128	21.3	57	1

2012 (Miami)

Date	Opp	W/L	P/S	Rec	Yds	Avg	Lg	TD
Sep 9	at Hou	L	1/0	0	0	-	-	0
Sep 16	Oak	W	1/0	0	0	-	-	0
Sep 23	NYJ	L	-	-	INACTIVE	-	-	-
Sep 30	at Arz	L	-	-	INACTIVE	-	-	-
Oct 7	at Cin	W	1/0	0	0	-	-	0
Oct 14	StL	W	1/0	3	46	15.3	29t	1
Oct 28	at NYJ	W	1/0	1	37	37.0	37	0
Nov 4	at Ind	L	1/0	0	0	-	-	0
Nov 11	Ten	L	1/0	0	0	-	-	0
Nov 15	at Buf	L	1/0	0	0	-	-	0
Nov 25	Sea	W	1/0	0	0	-	-	0
Dec 2	NE	L	1/0	0	0	-	-	0
Dec 9	at SF	L	1/0	0	0	-	-	0
Dec 16	Jax	W	1/1	2	33	16.5	20	0
Dec 23	Buf	W	1/1	0	0	-	-	0
Dec 30	at NE	L	1/0	0	0	-	-	0
TOTALS			14/2	6	116	19.3	37	1

2011 (Miami)

Date	Opp	W/L	P/S	Rec	Yds	Avg	Lg	TD
Sep 12	NE	L	-	-	INACTIVE	-	-	-
Sep 18	Hou	L	1/0	0	0	-	-	0
Sep 25	at Cle	L	1/0	0	0	-	-	0
Oct 2	at SD	L	1/0	0	0	-	-	0
Oct 17	at NYJ	L	1/0	0	0	-	-	0
Oct 23	Den	L	1/0	0	0	-	-	0
Oct 30	at NYG	L	1/0	0	0	-	-	0
PLACED ON INJURED RESERVE (11/1)								
TOTALS			6/0	0	0	-	-	0



LAWRENCE OKOYE

98

DEFENSIVE LINE

H: 6-6 W: 304

BORN 10.6.91 // CROYDON, ENGLAND
NO COLLEGE // ROOKIE // ACQUIRED FA IN '13

Lawrence Okoye had never put on a pair of shoulder pads until he arrived in Santa Clara, CA at the 49ers training facility for rookie mini-camp in July. Referred to as, "an Adonis of a man" by head coach Jim Harbaugh, Okoye is an Olympic athlete, holding the British discuss record, with a throw of 68.24 meters. Okoye opened eyes at the NFL Super Regional Combine at Cowboys Stadium this past April, prompting the 49ers to sign him as an undrafted rookie free agent and giving him a chance to translate his athleticism into production on the football field.

// 2013 HIGHLIGHTS

- Placed on the Injured Reserve List on 8/28.

// GOLDMINE

- A native of England, trained as a discus thrower in Great Britain and was ranked the 4th best discus thrower in the world during the Olympic qualifiers, registering a throw of 65.28 meters. Okoye competed in the 2012 Olympics in London, finishing 12th in the discus, with a throw of 61.03 meters in the Olympic finals. He holds the British discuss record, with a throw of 68.24 meters.
- Okoye had never played organized football until he arrived in Santa Clara, CA, but attended the NFL Super Regional Combine at Cowboys Stadium on April 7 and 8, posting a 10-foot-5 broad jump, 35-inch vertical jump and 4.78 40-yd. dash.

// TRANSACTIONS

Originally signed as an undrafted free agent by SF on 5/7/13.

// PERSONAL

- In September 2009, Okoye competed in rugby before beginning discus training.
- He has a deferred place, until 2017, at Oxford University to read Law.
- Born (10/6/91) in Croydon, England.



QUINTON PATTON

11

WIDE RECEIVER

H: 6-0 W: 204

BORN 8.9.90 // NASHVILLE, TN // LaVERGNE HS, LaVERGNE, TN
LOUISIANA TECH // ROOKIE // ACQUIRED D-4A IN '13

Quinton Patton, who earned First-Team All-WAC honors in each of his two seasons at Louisiana Tech, finished his collegiate career ranked 7th in school history in receptions (183) and receiving yards (2,594). He also hauled in 24 TD receptions, ranking 3rd in Bulldog annals. In 2012, Patton was appropriately nicknamed "The General," serving as the team captain.

- Patton learned to cook from his father, Herman, who worked as a chef at Country Pride, a truck stop restaurant in Antioch, Tennessee. "I always used to be in the kitchen, watching and learning them cook everything." Quinton's favorite dish to make is baked chicken with yams, sweet potatoes and brownies for dessert.

// GOLDMINE

- Patton grew up in a couple of rough neighborhoods around Nashville, Tennessee, where drug use and violence ran rampant. "I probably have seen everything, people getting shot, all of it," he said. Quinton's friends realized his athletic abilities and made sure he stayed on the proper path. "They'd always tell me, 'No, you're not going to get into anything because we can see you have something that we don't.'"
- In addition, football helped Quinton stay out of trouble. "I put so much time, so much effort in, believed in myself, and wasn't afraid to take a chance," he said. "My chance is football and I always have fun." Patton lives by advice he received from his junior college football coach: "When hard work becomes fun, success will follow. If you aren't working hard and having fun, you're not going to get anything out of it." It's evident on the practice field and in the locker room. Patton makes his friends, teammates and anyone else he encounters, put on a smile and laugh. "That's what I always go by, that's why you always see me with a smile out here, working, running with a smile, cracking jokes, but I'm still working hard, I'm still getting into it."

// TRANSACTIONS

Originally the first of two 4th-round (128th overall) draft choices by SF in 2013.

// COLLEGE

Began his collegiate career at Coffeyville Community College in Kansas before finishing at Louisiana Tech. Played in 45 career games (44 starts) and registered 261 receipts. for 3,689 yds. and 33 TDs. In two seasons at Louisiana Tech, started all 25 games and tallied 183 receipts. for 2,594 yds. and 24 TDs. His 24 career TD receipts. ranked 3rd in school history. As a senior, selected Second-Team All-America from the Associated Press, First-Team All-WAC and was name WAC Offensive Player of the Year. Started all 12 games and led the Bulldogs with 104 receipts. for 1,392 yds. and 13 TDs. Ranked 4th in the nation with an average of 116.0 rec. yds. per game. In 2011, was a First-Team All-WAC and All-Louisiana selection and was also named the state of Louisiana Newcomer of the Year. Started all 13 games and led the team with 79 receipts. for 1,202 yds. and 11 TDs. At Coffeyville Community College, played in 20 games (19 starts) and recorded 78 receipts. for 1,095 yds. and 9 TDs. Also added 9 carries for 103 yds., and punted 70 times for 2,731 yds. (39.0 avg.) and a net avg. of 37.5 yds. In 2010, was named the team MVP and earned First-Team All-Kansas Jayhawk Community College honors as a receiver and Second-Team honors as a punter. Started all 11 games and led the team with 55 receipts. for 786 yds. and 6 TDs. Also punted 54 times for a 39.8 avg. As a freshman, played in 9 games (8 starts) and registered 23 receipts. for 309 yds. and 3 TDs.

// PERSONAL

- Attended LaVergne (LaVergne, TN) HS and earned Class 5A All-Region IV honors, as a senior.
- At the 2011 Poinsettia Bowl, Patton showed leadership and maturity when he selflessly gave his bowl gift (a \$300 Best Buy gift card) to a Make-A-Wish Foundation kid during the bowl's community service event. Why? The child's wish was to go on a shopping spree and Patton was happy to be able to grant that child's wish.
- Born Quinton Arne Patton (8/9/90) in Nashville, TN.



ERIC REID

35

SAFETY

H: 6-1 W: 213

BORN 12.10.91 // BATON ROUGE, LA // DUTCHTOWN HS, GEISMAR, LA
LOUISIANA STATE // ROOKIE // ACQUIRED D-1 IN '13

A starter for the LSU Tigers since 2011, Eric Reid earned All-America honors and was a member of the All-SEC Academic Honor Roll in 2011 and 2012. Named a permanent captain by his teammates in 2012, he was a key member of an LSU defense that ranked among the nation's best in points allowed, total yards and rushing yards. Reid became just the second LSU safety to be selected in the first round of the NFL Draft, joining S LaRon Landry, who was selected sixth overall by Washington in the 2007 NFL Draft.

// GOLDMINE

- Jim Harbaugh not only wanted to draft Reid to the 49ers roster coming out of college, but Harbaugh had his eyes on the safety when he was still in high school. As Stanford's head coach, Harbaugh tried to recruit Reid to play college football for the Cardinal. Harbaugh exchanged a few phone calls with Eric and his father, Eric, Sr. as well as many emails with his mother, Sharon. Reid chose LSU to remain close to home. "[Stanford] was actually the only school that recruited me as hard as LSU did. All of the other schools pretty much gave up knowing that I was an in-state guy, but it said a lot about how much [Harbaugh] wanted me to go to Stanford and I appreciated it."
- Ironically, after choosing to stay local for college, Reid hoped to be drafted by the 49ers so he could be in Northern California's Bay Area. Eric's mother, Sharon Guillory-Reid, works as a traveling nurse. Since Eric was in middle school in 2004, she has been traveling back and forth from Baton Rouge, LA, and the Bay Area, working in hospitals in Oakland, San Jose and San Leandro, staying in each state two to three weeks at a time. Now, Eric can remain close to his mother and gain insight on the area.
- Growing up, Eric's parent's taught him the importance of hard work, the value of money and focusing on strong academics. His mother expected him to earn straight A's. When Reid wanted money to buy things, his parents made him get a job. He worked at a water park when he was 15 and at Wal-Mart at age 16. He would work four to eight hours a week, even between his regular high school football practices. Sharon bought him a 2001 Honda Civic, which the family still owns. But Eric had one ultimatum, if he wanted gas to be able to drive the car, he'd have to learn to budget his expenses.
- In addition to instilling high character into Eric, his mother also made an impact on the gridiron. Sharon also played tackle football, spending one season for the Baton Rouge Wildcats of the Women's American Football League. She played tight end and defensive end in the full-contact, tackle league. However, the Wildcats only lasted one season when the team folded due to Hurricane Katrina.

// TRANSACTIONS

Originally a 1st-round (18th overall) draft choice by SF in 2013.

// COLLEGE

Played in 39 games (29 starts) for the Tigers and amassed 199 tackles, 4.5 tackles for loss, 6 INTs, 2 FRs, 2 FFs and 11 PDs. As a senior, earned First-Team All-America honors from the American Football Coaches Association, Football Writers Association and ESPN, and Second-Team All-America honors by the Associated Press and *Sports Illustrated*. Also named First-Team All-SEC. Voted permanent team captain by the players, started all 13 games and tallied 91 tackles, 2 INTs, 1 FR and 7 PDs. In 2011, named First-Team All-America by The NFL Draft Reports and was also named Second-Team All-SEC by the Associated Press. Started 13 games and tied for the team lead with 76 tackles, while adding 2 INTs, 2 FFs, 1 FR and 3 PDs. As a freshman, played in 13 games (3 starts) and registered 32 tackles, 2 INTs and 1 PD.

// PERSONAL

- Member of the All-SEC Academic Honor Roll in 2011 and 2012.
- Attended Dutchtown (Geismar, LA) HS and was a member of the Rivals.com Top 100 team and rated as the top defensive player in the state of Louisiana.
- As a senior, was a Louisiana Class 5A All-State selection, registering 45 tackles and 3 INTs.
- Reid's father, Eric Reid, Sr., was a three-time All-American hurdler for LSU from 1984-87 and is a member of the LSU Athletic Hall of Fame.
- Eric has a daughter, LeLanie.
- Born Eric Todd Reid (12/10/91) in Baton Rouge, LA.
- Majored in business administration.



CARLOS ROGERS

22

CORNERBACK

H: 6-0 W: 192

BORN 7.2.81 // AUGUSTA, GA // BUTLER HS, AUGUSTA, GA
AUBURN // 9TH YEAR | ACQUIRED FA IN '11

All-Pro Carlos Rogers combines his veteran experience and high football IQ with a nose for the football. He has started every game since joining the 49ers, recording 7 INTs and 2 TDs in two years. In 2012, Rogers tallied 69 tackles and recovered three fumbles. In 2011, he earned 2nd-Team AP All-Pro honors and his first Pro Bowl selection as a starter. Rogers entered the NFL as the 9th overall pick in the 2005 draft by Washington, and went on to play six seasons for the Redskins, before signing a one-year contract with the 49ers in 2011. The Niners re-signed Rogers to a four-year contract on March 16, 2012, which runs through the 2015 season.



- One of the things Carlos misses most about his hometown of Augusta, GA, is the southern food. "Being from the South, I love soul food," said the veteran cornerback. Carlos looks forward to his parents cooking every year during the holidays for dishes suches as collard greens, mac 'n' cheese, sweet corn bread and chicken. For Thanksgiving, Carlos' parents whip up black eyed peas, pecan pie and sweet potato pie. Carlos is determined to find a restaurant that reminds him of his southern roots. "The one thing I miss most is soul food and if I find a place out here, they will see me a lot."

// GOLDMINE

- After graduating from high school, Carlos attended Hargrave Military Academy (VA) in 2000. Hargrave's football program is not the simple route, but the path to success for many young men looking for stronger college qualifications and the opportunity to test their football skills to the limit. "It opened up my eyes and I realized life shouldn't be all about football, but also about getting a good education," Carlos said. From learning how to march, to putting on a uniform, he experienced some military training and discipline every morning before class. "I lived in a dorm and for an hour of the day, we would march." His clothes, along with his bed sheets, needed to be neatly folded and placed at the foot of the bed every morning. "It was important for me to learn their ways. The instructor taught us how to clean our room, fold our clothes and clean dust from under our bed." Carlos believes the program helped him build a vastly stronger knowledge base and better self-discipline for further success in college. "It made college so much easier. You get a sense of what the military go through and I gained a lot of respect for them."

ROGERS' CAREER STATISTICS

YEAR	TEAM	GP	GS	TACKLES					INTERCEPTIONS					FUMBLES		
				TOT	SOL	AST	SACKS	YDS	INT	YDS	LG	TD	PD	FF	FR	YDS
2005	WAS	12	5	40	34	6	0.0	0.0	2	14	14	0	4	2	0	0
2006	WAS	15	15	88	71	17	0.0	0.0	1	0	–	0	17	1	0	0
2007	WAS	7	7	30	23	7	0.0	0.0	1	61	61t	1	7	0	0	0
2008	WAS	16	14	53	45	8	0.0	0.0	2	73	42	0	24	0	1	0
2009	WAS	16	15	46	34	12	0.0	0.0	0	0	–	0	12	0	2	0
2010	WAS	12	12	61	39	22	0.0	0.0	2	43	38	0	12	1	0	0
2011	SF	16	16	57	50	7	0.0	0.0	6	106	31t	1	18	0	0	0
2012	SF	16	16	69	52	17	1.0	7.0	1	63	63	0	7	0	3	63
2013	SF															
TOTALS		110	100	444	348	96	1.0	7.0	15	360	63	2	101	4	6	63

PLAYOFFS

YEAR	TEAM	GP	GS	TACKLES					INTERCEPTIONS					FUMBLES		
				TOT	SOL	AST	SACKS	YDS	INT	YDS	LG	TD	PD	FF	FR	YDS
2005	WAS	2	2	13	10	3	0.0	0.0	0	0	–	0	1	0	0	0
2011	SF	2	2	15	13	2	0.0	0.0	0	0	–	0	4	0	0	0
2012	SF	3	3	9	7	2	0.0	0.0	0	0	–	0	1	0	0	0
TOTALS		7	7	37	30	7	0.0	0.0	0	0	–	0	6	0	0	0

Additional Statistics:

Special Teams Tackles: Regular Season – 16: 2005 (10); 2006 (1); 2007 (5); Postseason – 3: 2005 (3)

Fumble Returns for TDs: 1: 2012 (1)

Milestones:

NFL Debut: vs. Chi. (9/11/05); **First Start:** vs. Sea. (10/2/05); **50th Start:** vs. Den. (11/15/09); **100th Game:** vs. NYG (10/14/12); **100th Start:** vs. Arz (12/30/12); **First INT:** vs. SD (11/27/05 – QB Drew Brees); **First INT Return for a TD:** vs. Det. (10/7/07 – QB Jon Kitna – 61 yds.); **First FF:** vs. Sea. (10/2/05 – RB Shaun Alexander); **First FR:** vs. Arz. (9/21/08 – LB Rocky McIntosh); **First FR Return for a TD:** at NYJ (9/30/12 – WR Santonio Holmes – 51 yds.); **First Sack:** at GB (9/9/12); **100th PD:** at Sea. (12/23/12)

ROGERS' CAREER HIGHS

Total Tackles: Regular Season – 12 at Phi. (9/17/07);

Postseason – 12 vs. NYG (1/22/12)

Solo: Regular Season – 8 (2 times) Last at Phi. (9/17/07);

Postseason – 11 vs. NYG (1/22/12)

Assists: 5 at Dal. (12/19/10)

Passes Defensed: 6 at Phi. (11/12/06)

Sacks: 1.0 at GB (9/9/12)

Interceptions: 2 vs. NYG (11/11)

Interception Yards: 63 at NE (12/16/12)

Long Interception Return: 63 at NE (12/16/12)

Interception Returns for TDs: 1 (2 times) Last vs. TB (10/9/11)

Forced Fumbles: 1 (4 times) Last at Phi. (10/3/10)

Fumble Recoveries: 2 at NYJ (9/30/12)

Long Fumble Recovery Return: 51t at NYJ (9/30/12)

Fumble Returns for TDs: 1 at NYJ (9/30/12)

// TRANSACTIONS

Originally a 1st-round (9th overall) draft choice by Was. in the 2005 NFL Draft...Re-signed one-year contract as an unrestricted free agent with Was. on 7/29/10...Signed as an unrestricted free agent by SF on 8/3/11.... Re-signed four-year contract as an unrestricted free agent with SF through 2015 on 3/13/12.

// AWARDS & HONORS

2011: AP Second-Team All-Pro, NFC Pro Bowl (Starter)

// 2012 (SAN FRANCISCO)

- Recorded first career sack in season opener at GB (9/9), taking down QB Aaron Rodgers on 3rd down in the 1st qtr.
- Recovered fumble by RB Toby Gerhart at Min. (9/23) in 4th qtr.
- Scored 3rd career TD on a 51-yd. fumble return at NYJ (9/30), which was his 2nd FR of the game, also a career-high.
- Rogers and the 49ers secondary held Buf. (10/7) to 115 yds. passing in the 45-3 win.
- Played in his 100th NFL game vs. NYG (10/14) and registered 3 PDs.
- Part of defense that limited Chi. (11/19) to 143 yds. of total offense (85 rushing; 58 passing).
- Hauled in his 1st INT of the season and 15th of his career in the 1st qtr. at NE (12/16), picking off QB Tom Brady and returning it a career long 63 yds. It marked Brady's 1st INT in 230 consec. attempts at home.
- Tallied 1 PD vs. Arz. (12/30), his 100th NFL start.

// 2011 (SAN FRANCISCO)

- Made 49ers debut vs. Sea. (9/11), totaling 6 solo tackles and helping limit the Seahawks to just 192 yds. passing.
- Picked off QB Andy Dalton at Cin. (9/25), marking his first INT as a 49er and first since 12/26/10 at Jax.
- Picked off Phi. QB Michael Vick in the 1st qtr. at Phi. (10/2), on a deep pass intended for WR DeSean Jackson. It marked the second time in his career he notched an INT in back-to-back games (11/27/07 vs. SD and 12/4/05 at StL).
- Recorded his third INT of the season vs. TB (10/9) and returned it 31-yds. for a TD. The return marked his second career TD and first since 10/7/07 vs. Det.
- Registered his first career multi-pick game (2) vs. NYG (11/13).
- Netted his sixth INT of the season vs. Pit. (12/19), picking off QB Ben Roethlisberger on the opening drive for a gain of 31 yds., which led to a 22-yd. FG from K David Akers. Rogers joined S Dashon Goldson as the first 49ers to register 6 INTs in a season since CB Walt Harris posted 8 INTs in 2006.
- Tied his career-high posting 12 tackles vs. NYG (1/22) in the NFC Championship Game, the second most on the team.

// 2010 (WASHINGTON)

- Helped limit the Cowboys to just seven points as he totaled 8 tackles and 2 PDs vs. Dal. (9/12).
- Notched his first INT of season vs. Hou. (9/19), picking off QB Matt Schaub on Houston's opening drive and helping set up a 27-yd. FG.
- Totaled 6 tackles and 1 FF at Phi. (10/3), helping limit receivers DeSean Jackson and Jeremy Maclin to a combined 4 catches for 34 yds.
- Totaled 4 tackles, 2 PDs and 1 INT off QB David Garrard, which set up a TD at Jax. (12/26).

// 2009 (WASHINGTON)

- Posted a team-high 12 PDs as he helped Redskins defense finish 10th in the NFL in overall defense and 9th in pass defense.
- Posted 5 tackles and 1 FR vs. StL (9/20), while helping limit QB Marc Bulger to 125 passing yds.
- Recorded 3 tackles and caused an INT when he deflected a pass by QB Tony Romo vs. Dal. (12/27).

// 2008 (WASHINGTON)

- Recorded a team-high 24 PDs, 2 INTs and 1 FR, helping the Redskins finish 4th in the NFL in overall defense and 7th in pass defense.
- His 24 PDs ranked t-1st among all NFL players.
- In a six-game span, limited Torrey Holt, DeSean Jackson, Braylon Edwards, Calvin Johnson, Hines Ward and Terrell Owens to just 22 repts. for 223 yds. and 1 TD.
- Intercepted a QB Kurt Warner pass and returned it 42 yds. to set up go-ahead TD vs. Arz. (9/21).
- Picked off a QB Shaun Hill pass and returned it 31 yds. to help set up a K Shaun Suisham FG at SF (12/28).

// 2007 (WASHINGTON)

- Recorded a career-high 12 tackles at Phi. (9/17).
- Posted first career INT return for a TD, when he picked off QB Jon Kitna and returned it 61 yds. for a score vs. Det. (10/7).

// 2006 (WASHINGTON)

- Tallied a career-high 88 tackles, 1 INT and 17 PDs.
- Registered 6 tackles, 2 PDs and 1 FF at TB (11/19).
- Had 6 tackles and 1 INT at NO (12/17).

// 2005 (WASHINGTON)

- Made first career start vs. Sea. (10/2) and tied for second on team with 7 tackles and 1 FF.

// COLLEGE

Saw action in 50 games (43 starts) in his four-year career for the Tigers. As a senior, was a First-Team All-America selection, winner of the Jim Thorpe Award, semifinalist for the Bednarik Award and finalist for the Bronko Nagurski Award, after recording 47 tackles, 2 INTs, a half-sack and 5 TFLs in 13 starts. As a junior, started 12 games and totaled 29 tackles, 1 INT, 1 FR and 9 PDs. Appeared in all 13 games (9 starts) as a sophomore, recording 48 tackles, 4 INTs and 9 PDs. Named to *The Sporting News* Freshman All-America second-team and the Freshman All-SEC team after posting 58 tackles, 1 FR and 12 PDs in 12 games (9 starts).

ROGERS' GAME-BY-GAME

2010 (Washington)

Date	Opp	W/L	P/S	Tot	Sol	Ast	Sk	Yds	Int	Yds	PD	FF	FR	Yds
Sep 12	Dal	W	1/1	8	6	2	0.0	0.0	0	0	2	0	0	0
Sep 19	Hou	L	1/1	9	6	3	0.0	0.0	1	5	1	0	0	0
Sep 26	at StL	L	1/1	2	2	0	0.0	0.0	0	0	1	0	0	0
Oct 3	at Phi	W	1/1	6	4	2	0.0	0.0	0	0	1	1	0	0
Oct 10	GB	W	1/1	3	2	1	0.0	0.0	0	0	2	0	0	0
Oct 17	Ind	L	1/1	7	5	2	0.0	0.0	0	0	2	0	0	0
Oct 24	at Chi	W	1/1	4	3	1	0.0	0.0	0	0	0	0	0	0
Oct 31	at Det	L	1/1	3	2	1	0.0	0.0	0	0	0	0	0	0
Nov 15	Phi	L	1/1	5	3	2	0.0	0.0	0	0	0	0	0	0
Nov 21	at Ten	W	-	INACTIVE (Hamstring)		-	-	-	-	-	-	-	-	-
Nov 28	Min	L	1/1	3	2	1	0.0	0.0	0	0	0	0	0	0
Dec 5	at NYG	L	-	INACTIVE (Hamstring)		-	-	-	-	-	-	-	-	-
Dec 12	TB	L	-	INACTIVE (Hamstring)		-	-	-	-	-	-	-	-	-
Dec 19	at Dal	L	1/1	7	2	5	0.0	0.0	0	0	1	0	0	0
Dec 26	at Jac	W	1/1	4	2	2	0.0	0.0	1	38	2	0	0	0
Jan 2	NYG	L	-	INACTIVE (Hamstring)		-	-	-	-	-	-	-	-	-
TOTALS			12/12	61	39	22	0.0	0.0	2	43	11	1	0	0

2012 (San Francisco)

Date	Opp	W/L	P/S	Tot	Sol	Ast	Sk	Yds	Int	Yds	PD	FF	FR	Yds
Sep 9	at GB	W	1/1	7	3	4	1.0	7.0	0	0	0	0	0	0
Sep 16	Det	W	1/1	2	2	0	0.0	0.0	0	0	1	0	0	0
Sep 23	at Min	L	1/1	2	2	0	0.0	0.0	0	0	0	0	1	11
Sep 30	at NYJ	W	1/1	3	2	1	0.0	0.0	0	0	0	0	2	52
Oct 7	Buf	W	1/1	2	2	0	0.0	0.0	0	0	0	0	0	0
Oct 14	NYG	L	1/1	5	3	2	0.0	0.0	0	0	3	0	0	0
Oct 18	Sea	W	1/1	5	4	1	0.0	0.0	0	0	0	0	0	0
Oct 29	at Arz	W	1/1	7	6	1	0.0	0.0	0	0	0	0	0	0
Nov 11	StL	T	1/1	8	6	2	0.0	0.0	0	0	0	0	0	0
Nov 19	Chi	W	1/1	4	3	1	0.0	0.0	0	0	0	0	0	0
Nov 25	at NO	W	1/1	2	1	1	0.0	0.0	0	0	0	0	0	0
Dec 2	at StL	L	1/1	7	7	0	0.0	0.0	0	0	0	0	0	0
Dec 9	Mia	W	1/1	3	2	1	0.0	0.0	0	0	0	0	0	0
Dec 16	at NE	W	1/1	4	3	1	0.0	0.0	1	63	1	0	0	0
Dec 23	at Sea	L	1/1	6	4	2	0.0	0.0	0	0	1	0	0	0
Dec 30	Arz	W	1/1	2	2	0	0.0	0.0	0	0	1	0	0	0
TOTALS			16/16	69	52	17	1.0	7.0	1	63	7	0	3	63

2011 (San Francisco)

Date	Opp	W/L	P/S	Tot	Sol	Ast	Sk	Yds	Int	Yds	PD	FF	FR	Yds
Sep 11	Sea	W	1/1	6	6	0	0.0	0.0	0	0	1	0	0	0
Sep 18	Dal	L	1/1	3	3	0	0.0	0.0	0	0	2	0	0	0
Sep 25	at Cin	W	1/1	5	4	1	0.0	0.0	1	0	2	0	0	0
Oct 2	at Phi	W	1/1	2	2	0	0.0	0.0	1	27	1	0	0	0
Oct 9	TB	W	1/1	1	1	0	0.0	0.0	1	31t	1	0	0	0
Oct 16	at Det	W	1/1	5	5	0	0.0	0.0	0	0	1	0	0	0
Oct 30	Cle	W	1/1	2	2	0	0.0	0.0	0	0	1	0	0	0
Nov 6	at Was	W	1/1	2	1	1	0.0	0.0	0	0	0	0	0	0
Nov 13	NYG	W	1/1	7	5	2	0.0	0.0	2	17	2	0	0	0
Nov 20	Arz	W	1/1	4	4	0	0.0	0.0	0	0	1	0	0	0
Nov 24	at Bal	L	1/1	3	2	1	0.0	0.0	0	0	1	0	0	0
Dec 4	StL	W	1/1	4	3	1	0.0	0.0	0	0	2	0	0	0
Dec 11	at Arz	L	1/1	1	0	1	0.0	0.0	0	0	0	0	0	0
Dec 19	Pit	W	1/1	3	3	0	0.0	0.0	1	31	2	0	0	0
Dec 24	at Sea	W	1/1	3	3	0	0.0	0.0	0	0	1	0	0	0
Jan 1	at StL	W	1/1	6	6	0	0.0	0.0	0	0	0	0	0	0
TOTALS			16/16	57	50	7	0.0	0.0	6	106	18	0	0	0

2012 Postseason (San Francisco)

Date	Opp	W/L	P/S	Tot	Sol	Ast	Sk	Yds	Int	Yds	PD	FF	FR	Yds
Jan 12	GB	W	1/1	2	2	0	0.0	0.0	0	0	0	0	0	0
Jan 20	at Atl	W	1/1	4	4	0	0.0	0.0	0	0	1	0	0	0
Feb 3	Bal	L	1/1	3	1	2	0.0	0.0	0	0	0	0	0	0
TOTALS			3/3	9	7	2	0.0	0.0	0	0	1	0	0	0

2011 Postseason (San Francisco)

Date	Opp	W/L	P/S	Tot	Sol	Ast	Sk	Yds	Int	Yds	PD	FF	FR	Yds
Jan 14	NO	W	1/1	3	2	1	0.0	0.0	0	0	3	0	0	0
Jan 22	NYG	L	1/1	12	11	1	0.0	0.0	0	0	1	0	0	0
TOTALS			2/2	15	13	2	0.0	0.0	0	0	4	0	0	0



DAN SKUTA

51

LINEBACKER

H: 6-2 W: 250

BORN 4.21.86 // FLINT, MI // CARMAN-AINSWORTH HS, FLINT, MI
GRAND VALLEY STATE // 5TH YEAR // ACQUIRED FA IN '13

A versatile linebacker and accomplished special teams player, Dan Skuta notched double-digit special teams tackles in all four of his NFL seasons with the Cincinnati Bengals (2009-12). His NFL career began in 2009 when the Bengals signed him as an undrafted free agent out of Grand Valley State. Over the past three seasons, Skuta has played in all 48 games.

// GOLDMINE

- While in Cincinnati Skuta enjoyed spending time in the community, "I had the chance to work with the Boys and Girls Club and the Free Store Food Bank in Cincinnati. It meant a lot to me, just remembering what it meant to me when I was a kid. It was big to me. Just seeing how happy the kids are when we're out there is awesome. That brings a lot of joy to me. I like to go do it for that."

SKUTA'S CAREER STATISTICS

YEAR	TEAM	GP	GS	TACKLES					INTERCEPTIONS					FUMBLES			
				TOT	SOL	AST	SACKS	YDS	INT	YDS	LG	TD	PD	FF	FR	YDS	
2009	CIN	8	0	0	0	0	0.0	0.0	0	0	0	0	0	0	0	0	0
2010	CIN	16	1	2	0	2	0.0	0.0	0	0	0	0	0	0	0	0	0
2011	CIN	16	3	34	21	13	0.5	4.0	0	0	0	0	0	1	0	0	0
2012	CIN	16	0	12	6	6	0.0	0.0	0	0	0	0	1	0	0	0	0
2013	SF																
TOTALS		56	4	48	27	21	0.5	4.0	0	0	0	0	1	1	0	0	0

PLAYOFFS

YEAR	TEAM	GP	GS	TACKLES					INTERCEPTIONS					FUMBLES			
				TOT	SOL	AST	SACKS	YDS	INT	YDS	LG	TD	PD	FF	FR	YDS	
2009	CIN	1	0	0	0	0	0.0	0.0	0	0	0	0	0	0	0	0	0
2011	CIN	1	0	1	1	0	0.0	0.0	0	0	0	0	0	0	0	0	0
2012	CIN	1	0	2	2	0	0.0	0.0	0	0	0	0	0	0	0	0	0
TOTALS		3	0	3	3	0	0.0	0.0	0	0	0	0	0	0	0	0	0

Additional Statistics:

Special Teams Forced Fumbles – 1: 2010 (1); **Special Teams Tackles:** Regular Season – 56: 2009 (10), 2010 (16), 2011 (13), 2012 (17) Postseason – 2: 2009 (1), 2012 (1)

Milestones:

NFL Debut: at Bal. (10/11/09); **First Start:** vs. NO (FB – 12/5/10), vs. Ind. (LB – 10/16/11); **First Sack:** vs. SF (9/25/11 – QB Alex Smith); **First FF:** vs. SF (9/25/11 – TE Vernon Davis)

SKUTA'S CAREER HIGHS

Total Tackles: 9 at Ten. (11/6/11)

Solo: 7 at Ten. (11/6/11)

Assists: 3 vs. Bal. (12/30/12)

Sacks: 0.5 vs. SF (9/25/11)

Forced Fumbles: 1 vs. SF (9/25/11)

Passes Defensed: 1 vs. Bal. (12/30/12)

// TRANSACTIONS

Originally signed with Cin. as an undrafted free agent on 4/30/09...Waived by Cin. on 9/5/09...Signed to Cin. practice squad on 9/6/09...Signed to Cin. active roster on 10/8/09...Re-signed a one-year deal with Cin. on 4/13/12...Signed a two-year contract with SF on 3/14/13.

// 2012 (CINCINNATI)

- Played in all 16 games for the third straight season, tallying 12 tackles and 1 PD on defense while leading the special teams with 17 stops.
- Led the team, or was tied for the lead, in special teams tackles 5 times during the season.
- Recorded a season-high 4 tackles on defense vs. Bal. (12/30).
- Tallied 2 tackles on defense and 1 special teams tackle at Hou. (1/5/13) in the Wild Card Game.

// 2011 (CINCINNATI)

- Recorded a career-high 34 tackles, 0.5 sacks, and 1 FF.
- Tied for second on the team with 13 special teams tackles.
- Tallied 4 tackles vs. SF (9/25), including his 1st career sack (0.5), bringing down QB Alex Smith. Added his 1st career defensive FF.
- Made his 1st career start on defense vs. Ind. (10/16) and grabbed 7 tackles.
- Tied for the team lead with 9 tackles in 3rd career start at LB at Ten. (11/6).
- Recorded 1 tackle in the Wild Card matchup at Hou. (1/7/12).

// 2010 (CINCINNATI)

- Played in all 16 games, made his first career NFL start and led the team in special teams tackles with 16.
- Made his first career start vs. Arz. (9/12) and registered 4 tackles and 1 FF.
- Recorded first career FF on special teams vs. Bal (9/19), jarring the ball loose from RB Jalen Parmele on kickoff coverage.
- Registered his first 2 career tackles on defense in a win vs. SD (12/26).
- Chosen by coaches as the Bengals' special teams coverage player for fan voting for the Pro Bowl.

// 2009 (CINCINNATI)

- Began the regular season on the Bengals practice squad, but was signed to the active roster (10/8) prior to making his NFL debut at Bal. (10/11).
- Over the last 12 games of the regular season, he played in 8 contests and finished 5th on the team in special teams tackles with 10.
- Had a team-high 3 special teams tackles at Oak. (11/22).
- Led the Bengals with 3 special teams tackles at SD (12/20).

// COLLEGE

Earned first-team All-America honors in NCAA Division II as a senior at Grand Valley State (Allendale, MI). He helped lead the team to a four-year record of 51-2, with two national titles. Played both defensive line and linebacker during his four seasons. His 33.5 career sacks ranked 3rd in NCAA Division II history. Grand Valley State's record during Skuta's first 40 games was 40-0, going 13-0, 15-0 and 12-0 before losing in the 2007 playoffs to finish 12-1.

// PERSONAL

- Attended Carman-Ainsworth HS in Flint, MI, where as a two-way player his senior season, he tallied 116 tackles and rushed for 1,092 yards and 20 TDs.
- His hobbies include snowmobiling, dirt bike riding, fishing and hunting.
- Skuta has a passion for the food industry and hopes to own his own restaurant in the future.
- Enjoys giving back to the community, whether it is building gardens and parks or working football camps.
- Born Dan Skuta (4/21/86) in Flint, MI.

SKUTA'S GAME-BY-GAME

2009 (Cincinnati)

Date	Opp	W/L	P/S	Tot	Sol	Ast	Sk	Yds	Int	Yds	PD	FF	FR	Yds
Sep 13	Den	L	0/0	0	0	0	0.0	0.0	0	0	0	0	0	0
Sep 20	at GB	W	0/0	0	0	0	0.0	0.0	0	0	0	0	0	0
Sep 27	Pit	W	0/0	0	0	0	0.0	0.0	0	0	0	0	0	0
Oct 4	at Cle	W	0/0	0	0	0	0.0	0.0	0	0	0	0	0	0
Oct 11	at Bal	W	1/0	0	0	0	0.0	0.0	0	0	0	0	0	0
Oct 18	Hou	L	1/0	0	0	0	0.0	0.0	0	0	0	0	0	0
Oct 25	Chi	W	0/0	0	0	0	0.0	0.0	0	0	0	0	0	0
Nov 8	Bal	W	0/0	0	0	0	0.0	0.0	0	0	0	0	0	0
Nov 15	at Pit	W	1/0	0	0	0	0.0	0.0	0	0	0	0	0	0
Nov 22	at Oak	L	1/0	0	0	0	0.0	0.0	0	0	0	0	0	0
Nov 29	Cle	W	1/0	0	0	0	0.0	0.0	0	0	0	0	0	0
Dec 6	Det	W	0/0	0	0	0	0.0	0.0	0	0	0	0	0	0
Dec 13	at Min	L	0/0	0	0	0	0.0	0.0	0	0	0	0	0	0
Dec 20	at SD	L	1/0	0	0	0	0.0	0.0	0	0	0	0	0	0
Dec 27	KC	W	1/0	0	0	0	0.0	0.0	0	0	0	0	0	0
Jan 3	at NYJ	L	1/0	0	0	0	0.0	0.0	0	0	0	0	0	0
TOTALS			8/0	0	0	0	0.0	0.0	0	0	0	0	0	0

2009 Postseason (Cincinnati)

Date	Opp	W/L	P/S	Tot	Sol	Ast	Sk	Yds	Int	Yds	PD	FF	FR	Yds
Jan 9	NYJ	L	1/0	0	0	0	0.0	0.0	0	0	0	0	0	0
TOTALS			1/0	0	0	0	0.0	0.0	0	0	0	0	0	0

2010 (Cincinnati)

Date	Opp	W/L	P/S	Tot	Sol	Ast	Sk	Yds	Int	Yds	PD	FF	FR	Yds
Sep 12	at NE	L	1/0	0	0	0	0.0	0.0	0	0	0	0	0	0
Sep 19	Bal	W	1/0	0	0	0	0.0	0.0	0	0	0	0	0	0
Sep 26	at Car	W	1/0	0	0	0	0.0	0.0	0	0	0	0	0	0
Oct 3	at Cle	L	1/0	0	0	0	0.0	0.0	0	0	0	0	0	0
Oct 10	TB	L	1/0	0	0	0	0.0	0.0	0	0	0	0	0	0
Oct 24	at Atl	L	1/0	0	0	0	0.0	0.0	0	0	0	0	0	0
Oct 31	Mia	L	1/0	0	0	0	0.0	0.0	0	0	0	0	0	0
Nov 8	Pit	L	1/0	0	0	0	0.0	0.0	0	0	0	0	0	0
Nov 14	at Ind	L	1/0	0	0	0	0.0	0.0	0	0	0	0	0	0
Nov 21	Buf	L	1/0	0	0	0	0.0	0.0	0	0	0	0	0	0
Nov 25	at NYJ	L	1/0	0	0	0	0.0	0.0	0	0	0	0	0	0
Dec 5	NO	L	1/1	0	0	0	0.0	0.0	0	0	0	0	0	0
Dec 12	at Pit	L	1/0	0	0	0	0.0	0.0	0	0	0	0	0	0
Dec 19	Cle	W	1/0	0	0	0	0.0	0.0	0	0	0	0	0	0
Dec 26	SD	W	1/0	2	0	2	0.0	0.0	0	0	0	0	0	0
Jan 2	at Bal	L	1/0	0	0	0	0.0	0.0	0	0	0	0	0	0
TOTALS			16/1	2	0	2	0.0	0.0	0	0	0	0	0	0

2011 (Cincinnati)

Date	Opp	W/L	P/S	Tot	Sol	Ast	Sk	Yds	Int	Yds	PD	FF	FR	Yds
Sep 11	at Cle	W	1/0	0	0	0	0.0	0.0	0	0	0	0	0	0
Sep 18	at Den	L	1/0	1	0	1	0.0	0.0	0	0	0	0	0	0
Sep 25	SF	L	1/0	4	3	1	0.5	4.0	0	0	0	1	0	0
Oct 2	Buf	W	1/0	0	0	0	0.0	0.0	0	0	0	0	0	0
Oct 9	at Jax	W	1/0	0	0	0	0.0	0.0	0	0	0	0	0	0
Oct 16	Ind	W	1/1	7	5	2	0.0	0.0	0	0	0	0	0	0
Oct 30	at Sea	W	1/1	3	1	2	0.0	0.0	0	0	0	0	0	0
Nov 6	at Ten	W	1/1	9	7	2	0.0	0.0	0	0	0	0	0	0
Nov 13	Pit	L	1/0	2	1	1	0.0	0.0	0	0	0	0	0	0
Nov 20	at Bal	L	1/0	1	0	1	0.0	0.0	0	0	0	0	0	0
Nov 27	Cle	W	1/0	0	0	0	0.0	0.0	0	0	0	0	0	0
Dec 4	at Pit	L	1/0	2	1	1	0.0	0.0	0	0	0	0	0	0
Dec 11	Hou	L	1/1	1	0	1	0.0	0.0	0	0	0	0	0	0
Dec 18	at StL	W	1/1	1	1	0	0.0	0.0	0	0	0	0	0	0
Dec 24	Arz	W	1/1	0	0	0	0.0	0.0	0	0	0	0	0	0
Jan 1	Bal	L	1/0	3	2	1	0.0	0.0	0	0	0	0	0	0
TOTALS			16/3	34	21	13	0.5	4.0	0	0	0	1	0	0

2011 Postseason (Cincinnati)

Date	Opp	W/L	P/S	Tot	Sol	Ast	Sk	Yds	Int	Yds	PD	FF	FR	Yds
Jan 7	at Hou	L	1/0	1	1	0	0.0	0.0	0	0	0	0	0	0
TOTALS			1/0	1	1	0	0.0	0.0	0	0	0	0	0	0

2012 (Cincinnati)

Date	Opp	W/L	P/S	Tot	Sol	Ast	Sk	Yds	Int	Yds	PD	FF	FR	Yds
Sep 10	at Bal	L	1/0	2	1	1	0.0	0.0	0	0	0	0	0	0
Sep 16	Cle	W	1/0	0	0	0	0.0	0.0	0	0	0	0	0	0
Sep 23	at Was	W	1/0	0	0	0	0.0	0.0	0	0	0	0	0	0
Sep 30	at Jax	W	1/0	0	0	0	0.0	0.0	0	0	0	0	0	0
Oct 7	Mia	L	1/0	1	0	1	0.0	0.0	0	0	0	0	0	0
Oct 14	at Cle	L	1/0	2	1	1	0.0	0.0	0	0	0	0	0	0
Oct 21	Pit	L	1/0	1	1	0	0.0	0.0	0	0	0	0	0	0
Nov 4	Den	L	1/0	0	0	0	0.0	0.0	0	0	0	0	0	0
Nov 11	NYG	W	1/0	1	1	0	0.0	0.0	0	0	0	0	0	0
Nov 18	at KC	W	1/0	0	0	0	0.0	0.0	0	0	0	0	0	0
Nov 25	Oak	W	1/0	0	0	0	0.0	0.0	0	0	0	0	0	0
Dec 2	at SD	W	1/0	0	0	0	0.0	0.0	0	0	0	0	0	0
Dec 9	Dal	L	1/0	1	1	0	0.0	0.0	0	0	0	0	0	0
Dec 13	at Phi	W	1/0	0	0	0	0.0	0.0	0	0	0	0	0	0
Dec 23	at Pit	W	1/0	0	0	0	0.0	0.0	0	0	0	0	0	0
Dec 30	Bal	W	1/0	4	1	3	0.0	0.0	0	0	1	0	0	0
TOTALS			16/0	12	6	6	0.0	0.0	0	0	1	0	0	0

2012 Postseason (Cincinnati)

Date	Opp	W/L	P/S	Tot	Sol	Ast	Sk	Yds	Int	Yds	PD	FF	FR	Yds
Jan 5	at Hou	L	1/0	2	2	0	0.0	0.0	0	0	0	0	0	0
TOTALS			1/0	2	2	0	0.0	0.0	0	0	0	0	0	0



ALDON SMITH

99

LINEBACKER

H: 6-4 W: 265

BORN 9.25.89 // KANSAS CITY, MO // RAYTOWN SENIOR HS, RAYTOWN, MO
MISSOURI // 3RD YEAR // ACQUIRED D-1 IN '11

One of the most feared pass rushers in the NFL, Aldon Smith has wreaked havoc on opposing quarterbacks since entering the NFL as the 7th overall pick in the 2012 NFL Draft. Since sacks became an official statistic in 1982, his 33.5 career sacks are the most by any player in their first two NFL seasons. Smith tallied 30.5 in his first 27 games, becoming the fastest player to reach the 30-sack mark in league history. In 2012, he registered 19.5 sacks, to set a single-season franchise record and rank second in the NFL. Smith's performance earned him First-Team All-Pro honors and his first Pro Bowl selection (starter). He was named NFC Defensive Player of the Month in November by notching 9.0 sacks in just three games. As a rookie, Smith led the team and all NFL rookies with 14.0 sacks, the 2nd-highest total by a rookie in NFL history (Jevon Kearse, 14.5 in 1999).



- Tied a 49ers record with at least 1.0 sack in 7 consecutive games (10/18/12 - 12/9/12), joining Dwaine Board (10/16/83 - 12/4/83) and Dana Stubblefield (9/21/97 - 11/4/90) for the longest streak with at least 1.0 sack in team history.
- Recorded 5.5 sacks vs. Chi. (11/19/12), the most in Monday Night Football history. The total is the 2nd-most in a game in team history [Fred Dean - 6.0 vs. NO (11/13/83)]. Smith has 10.0 sacks in 3 career games on MNF, the most by any player on MNF, since 2011.
- Set the 49ers rookie sack record (14.0) in 2011, surpassing DT Charles Haley's mark of 12.0 in 1986. Smith's 14.0 sacks led SF and all rookies in 2011 and ranked t-5th in the NFL.

// CAREER HIGHLIGHTS

- Smith's 33.5 career sacks are the most by a player in his 1st 2 years in NFL history. Smith reached the mark by surpassing Hall of Fame DE Reggie White (31.0).
- His 33.5 career sacks are the most by any player in consecutive seasons in 49ers history. The previous record was held by DE Chris Doleman (27.0 sacks from 1997-98).
- Reached 30.5 career sacks in just 27 games, doing so at NO (11/25/12), marking the fastest player to record 30.0 sacks in NFL history. DE Reggie White held the previous mark (28 games).
- Finished the 2012 season with the most sacks in the NFC (19.5) and 2nd most in the NFL (Hou. J.J. Watt - 20.5).
- Set a new franchise record for most sacks in a season with 19.5 in 2012, surpassing Hall of Fame DE Fred Dean (17.5 in 1983).
- Smith's 19.5 sacks through the 49ers first 13 games of 2012 were the most sacks through a team's first 13 games in NFL history.

49ERS SINGLE SEASON SACK LEADERS (SINCE 1982)

Player	Sacks
1. Aldon Smith, 2012	19.5
2. Fred Dean, 1983	17.5
3. Tim Harris, 1992	17.0
4. Charles Haley, 1990	16.0
5t. Chris Doleman, 1998	15.0
Dana Stubblefield, 1997	15.0

// GOLDMINE

- In 2012, Smith was selected as the recipient of the 49ers Bill Walsh Award. Established in 2004 in honor of San Francisco's Hall of Fame Head Coach, the award, which is voted on by coaches, is given to the 49ers team MVP, honoring his outstanding individual performance.
- In recent years, Aldon has dabbled in boxing and mixed martial arts training, both of which he said are helpful with his pass-rush technique and mental endurance.

SMITH'S CAREER STATISTICS

YEAR	TEAM	GP	GS	TACKLES					INTERCEPTIONS					FUMBLES		
				TOT	SOL	AST	SACKS	YDS	INT	YDS	LG	TD	PD	FF	FR	YDS
2011	SF	16	0	44	34	10	14.0	104.5	0	0	0	0	4	2	1	0
2012	SF	16	16	83	63	20	19.5	144.5	1	6	6	0	1	3	0	0
2013	SF															
TOTALS		32	16	127	97	30	33.5	249.0	1	6	6	0	5	5	1	0

PLAYOFFS

YEAR	TEAM	GP	GS	TACKLES					INTERCEPTIONS					FUMBLES		
				TOT	SOL	AST	SACKS	YDS	INT	YDS	LG	TD	PD	FF	FR	YDS
2011	SF	2	0	6	5	1	2.0	16.0	0	0	–	0	0	0	0	0
2012	SF	3	3	11	8	3	0.0	0.0	0	0	–	0	0	1	1	0
TOTALS		5	3	17	13	4	2.0	16.0	0	0	–	0	0	1	1	0

Other Statistics:

Special Teams Tackles – 1: 2011 (1)

Milestones:

NFL Debut: vs. Sea. (9/11/11); **First PD:** vs. Sea (9/11/11); **First Sack:** 1.0 at Phi. (10/2/11 – QB Michael Vick); **First FF:** at Det. (10/16/11 – QB Matthew Stafford); **First FR:** vs. StL (12/4/11 – QB A.J. Feeley); **First Start:** at GB (9/9/12); **100 Total Tackles:** vs. Chi. (11/19/12); **First INT:** at NE (12/16/12 – QB Tom Brady)

SMITH'S CAREER HIGHS

Total Tackles: 12 vs. StL (11/11/12)

Solo: 8 vs. StL (11/11/12)

Assists: 4 vs. StL (11/11/12)

Sacks: 5.5 vs. Chi. (11/19/12)

Interceptions: 1 at NE (12/16/12)

Interception Yards: 6 at NE (12/16/12)

Passes Defensed: 1 (4 times) Last vs. Arz. (11/20/11)

Forced Fumbles: 2 vs. Chi. (11/19/12)

Fumble Recoveries: 1 vs. StL (12/4/11)

// TRANSACTIONS

Originally a 1st-round (7th overall) draft choice by SF in 2011.

// AWARDS & HONORS:

2011: Defensive Rookie of the Year by PFW/PFWA, All-Rookie Team by PFW/PFWA, *USA Today* All-Joe Team, Linebacker of the Year by NFL Alumni, NFL Defensive Rookie of the Month (October & December/January), Pepsi NFL Rookie of the Week (Week 5 & Week 6)

2012: AP First-Team All-Pro, First Team All-Pro Selection by PFW/PFWA, All-Pro selection by *The Sporting News*, All-Pro by ESPN's John Clayton, 2013 NFC Pro Bowl selection (Starter), Bill Walsh Award, NFC Defensive Player of the Month (November), NFC Defensive Player of the Week (Week 11), USA Football All-Fundamentals Team

// 2012

- Finished the year second in the NFL with 19.5 sacks (Hou. J.J. Watt - 20.5). The 19.5 sacks set a new 49ers franchise record for most sacks in a season with 19.5, surpassing Hall of Fame DE Fred Dean (17.5 in 1983).
- Named NFC Defensive Player of the Month for November, tallying 9.0 sacks in just 3 games during the month.
- Started first-career NFL game at GB (9/9), tallying 1.0 sack and 4 tackles.
- Recorded 2.0 sacks at NYJ (9/30), and knocked the ball loose from QB Mark Sanchez for 2nd sack of the game and a FF.
- Smith brought down QB John Skelton twice in the 4th qtr. at Arz. (10/29), giving him 21.5 sacks for his career. With 2.0 sacks on the day, Smith reached 20.0 career sacks in just 24 games, becoming the 2nd fastest in 49ers history, behind Hall of Famer Fred Dean who reached 20.0 sacks in 23 games (1982-83).
- Set a single-game career high, tallying 5.5 sacks vs. Chi. (11/19), taking down QB Jason Campbell. The 5.5 sacks were the most in Monday Night Football history and the second most by a 49er in a single game in franchise history, trailing just DE Fred Dean's 6.0 sacks vs. NO (11/13/83). The 5.5 sacks were also the most in the NFL since NYG DE Osi Umenyiora registered 6.0 vs. Phi. on 9/30/07. Smith also tallied 2 FFs vs. Chi. (11/19), setting a single-game career-high.
- Recorded 1.5 sacks on QB Drew Brees at NO (11/25). Smith reached 30.5 career sacks in just 27 games, marking the fastest player to record 30.0 sacks in NFL history. DE Reggie White held the previous mark (28 games).
- Brought down QB Sam Bradford for 1.0 sack at StL (12/2). It gave Smith 31.5 career sacks, the most by a player in his 1st two years in NFL history, surpassing Hall of Fame DE Reggie White (31.0). He extended his NFL record total to 33.5 after his first two seasons.
- Registered his first career INT and returned it 6 yds. at NE (12/16), picking off QB Tom Brady. It led to a 27-yd. TD pass from QB Colin Kaepernick to WR Michael Crabtree on the ensuing play.
- Scooped up a fumble by Falcons QB Matt Ryan at Atl. (1/20/13 - NFC-C), marking his first-career postseason FR.

2012 NFL SACK LEADERS

Player	Sacks
1. J.J. Watt, Hou.	20.5
2. Aldon Smith, SF	19.5
3. Von Miller, Den.	18.5

// 2011

- Led the team with 14.0 sacks, which set a new franchise rookie sack record. Smith's 14.0 sacks led all rookies in 2011 and ranked t-5th in the NFL.
- Smith's 14.0 total sacks ranked 2nd in NFL history for the most sacks by a rookie since 1982 (Ten. DE Jevon Kearse recorded 14.5 in 1999).
- Smith became the first 49er to post double digit sacks since DE Andre Carter notched 12.5 in 2002.
- Made 49ers debut vs. Sea. (9/11) and totaled 1 tackle and 1 PD.
- Notched his first career sack at Phi. (10/2), taking down Phi. QB Michael Vick in the 2nd qtr. Also teamed up with DT Ray McDonald for another sack in the 3rd qtr.
- Delivered 2.0 sacks of Lions QB Matthew Stafford, one in the end zone for a safety in the 2nd qtr. at Det. (10/16). The safety by Smith was the first for the 49ers since 12/7/03 vs. Arz. Smith posted his second sack in the 4th qtr., also forcing a fumble for a 28.0-yd. loss. Finished the day recording a career-high 7 tackles and 1 PD.
- Notched 2.0 sacks vs. StL (12/4) for his third game with at least 2.0 sacks. Smith also picked up a loose ball in the 2nd qtr. for his first-career FR after DT Ray McDonald stripped the ball from Rams QB A. J. Feeley.
- Brought down QB John Skelton in the 3rd qtr. for his 10.5 sack of the season at Arz. (12/11). Smith became the first 49er to record double-digit sacks since 2002 (DE Andre Carter 12.5).
- Posted 1.0 sack on QB Tavaris Jackson in the 4th qtr. at Sea. (12/24).
- Forced a Saints punt after sacking QB Drew Brees for an 11-yd. loss on 3rd down in the 1st qtr. vs. NO (1/14).

// COLLEGE

Played in 23 games (21 starts) and recorded 112 tackles, 17.0 sacks, 2 FFs, FR, INT and 7 PDs. His 17.0 career sacks rank t-6th in school history and in 2009, he set the school's single-season record with 11.5 sacks. In 2010, started all 10 games he played and was a First-Team All-Big 12 selection, as well as the recipient of Missouri's Defensive Lineman of the Year Award. He was also on the watch lists for the Bednarik Award (nation's top defensive player), the Bronko Nagurski Trophy (top defensive player) and the Ted Hendricks Defensive End of the Year Award. Registered 48 tackles while adding 5.5 sacks, 10 TFLs and 1 FF. As a freshman in 2009, was a Freshman All-American selection by the Football Writers Association of America and named the Big 12 Defensive Freshman of the Year and Defensive Newcomer of the Year. He was also the recipient of Missouri's Defensive Lineman of the Year Award and Freshman of the Year Award. Played in 13 games (11 starts) and notched 64 tackles, 11.5 sacks, 19 TFLs, FF, FR and 5 PDs. His 11.5 sacks set the school record for most sacks in a season, surpassing Justin Smith's 11.0 sacks in 2000.

// PERSONAL

- Attended Raytown (MO) Senior HS and was a first-team all-state selection and the recipient of the Raytown's Defensive Most Valuable Player Award. Also a finalist for the Junious "Buck" Buchanan Memorial Award for the most outstanding player from the states of Missouri and Kansas.
- As a senior and team captain in 2007, registered 60 tackles, 21 TFLs, and 12.0 sacks, while adding 7 FFs, 1 blocked punt and 1 safety. Added 34 recpts. for 570 yds. and 4 TDs as a tight end.
- Earned first-team all-conference honors in basketball as he helped lead his team to a 27-1 record.
- Born Aldon Jacarus Smith (11/30/89) in Kansas City, MO.
- Majored in sociology.

SMITH'S GAME-BY-GAME

2011														
Date	Opp	W/L	P/S	Tot	Sol	Ast	Sk	Yds	Int	Yds	PD	FF	FR Yds	
Sep 11	Sea	W	1/0	1	0	1	0.0	0.0	0	0	1	0	0	0
Sep 18	Dal	L	1/0	0	0	0	0.0	0.0	0	0	1	0	0	0
Sep 25	at Cin	W	1/0	0	0	0	0.0	0.0	0	0	0	0	0	0
Oct 2	at Phi	W	1/0	5	5	0	1.5	10.5	0	0	0	0	0	0
Oct 9	TB	W	1/0	3	3	0	2.0	6.0	0	0	0	0	0	0
Oct 16	at Det	W	1/0	7	4	3	2.0	29.0	0	0	1	1	0	0
Oct 30	Cle	W	1/0	2	1	1	1.0	7.0	0	0	0	0	0	0
Nov 6	at Was	W	1/0	0	0	0	0.0	0.0	0	0	0	0	0	0
Nov 13	NYG	W	1/0	2	0	2	0.0	0.0	0	0	0	0	0	0
Nov 20	Arz	W	1/0	2	2	0	1.0	6.0	0	0	1	0	0	0
Nov 24	at Bal	L	1/0	3	3	0	0.0	0.0	0	0	0	0	0	0
Dec 4	StL	W	1/0	4	3	1	2.0	14.0	0	0	0	0	1	0
Dec 11	at Arz	L	1/0	3	3	0	1.0	5.0	0	0	0	1	0	0
Dec 19	Pit	W	1/0	5	5	0	2.5	19.0	0	0	0	0	0	0
Dec 24	at Sea	W	1/0	5	4	1	1.0	8.0	0	0	0	0	0	0
Jan 1	at StL	W	1/0	2	1	1	0.0	0.0	0	0	0	0	0	0
TOTALS			16/0	44	34	10	14.0	104.5	0	0	4	2	1	0

2011 Postseason														
Date	Opp	W/L	P/S	Tot	Sol	Ast	Sk	Yds	Int	Yds	PD	FF	FR Yds	
Jan 16	NO	W	1/0	3	3	0	1.0	11.0	0	0	0	0	0	0
Jan 22	NYG	L	1/0	3	2	1	1.0	5.0	0	0	0	0	0	0
TOTALS			2/0	6	5	1	2.0	16.0	0	0	0	0	0	0

2012														
Date	Opp	W/L	P/S	Tot	Sol	Ast	Sk	Yds	Int	Yds	PD	FF	FR Yds	
Sep 9	at GB	W	1/1	4	4	0	1.0	10.0	0	0	0	0	0	0
Sep 16	Det	W	1/1	9	6	3	1.5	11.5	0	0	0	0	0	0
Sep 23	at Min	L	1/1	7	4	3	0.0	0.0	0	0	0	0	0	0
Sep 30	at NYJ	W	1/1	6	5	1	2.0	6.0	0	0	0	1	0	0
Oct 7	Buf	W	1/1	3	2	1	0.0	0.0	0	0	0	0	0	0
Oct 14	NYG	L	1/1	3	1	2	0.0	0.0	0	0	0	0	0	0
Oct 18	Sea	W	1/1	0	0	0	1.0	7.0	0	0	0	0	0	0
Oct 29	at Arz	W	1/1	6	6	0	2.0	18.0	0	0	0	0	0	0
Nov 11	StL	T	1/1	12	8	4	2.0	16.0	0	0	0	0	0	0
Nov 19	Chi	W	1/1	6	6	0	5.5	45.0	0	0	0	2	0	0
Nov 25	at NO	W	1/1	5	5	0	1.5	8.0	0	0	0	0	0	0
Dec 2	at StL	L	1/1	5	2	3	1.0	6.0	0	0	0	0	0	0
Dec 9	Mia	W	1/1	6	6	0	2.0	17.0	0	0	0	0	0	0
Dec 16	at NE	W	1/1	1	1	0	0.0	0.0	1	6	1	0	0	0
Dec 23	at Sea	L	1/1	7	5	2	0.0	0.0	0	0	0	0	0	0
Dec 30	Arz	W	1/1	3	2	1	0.0	0.0	0	0	0	0	0	0
TOTALS			16/16	83	63	20	19.5	144.5	1	6	1	3	0	0

2012 Postseason														
Date	Opp	W/L	P/S	Tot	Sol	Ast	Sk	Yds	Int	Yds	PD	FF	FR Yds	
Jan 12	GB	W	1/1	3	3	0	0.0	0.0	0	0	0	1	0	0
Jan 20	at Atl	W	1/1	4	2	2	0.0	0.0	0	0	0	0	1	0
Feb 3	Bal	L	1/1	4	3	1	0.0	0.0	0	0	0	0	0	0
TOTALS			3/3	11	8	3	0.0	0.0	0	0	0	1	1	0



JUSTIN SMITH

94

DEFENSIVE TACKLE

H: 6-4 W: 285

BORN 9.3.79 // HOLTS SUMMIT, MO // JEFFERSON CITY HS, JEFFERSON CITY, MO
MISSOURI // 13TH YEAR // ACQUIRED FA IN '08

A relentless and explosive defender, 2-time All-Pro Justin Smith anchors the 49ers defensive front. Nicknamed “Cowboy” for his blue-collar, Midwestern approach to his job, Smith is widely recognized as a leader in the locker room. In 2012, he was named Second-Team AP All-Pro at two different positions (DT & DE) after registering 130 tackles, 3.0 sacks, 1 FR and 2 PDs. His efforts also earned him his 4th straight Pro Bowl selection. In 2011, Smith posted 7.5 sacks and became just the third player in franchise history to register at least 6.0 sacks in four consecutive seasons. Since joining the 49ers in 2008, he has recorded 31.0 sacks and ranks 1st in the NFL among defensive tackles over that span. Smith’s 31.0 sacks also rank 2nd in franchise history among DTs to Dana Stubblefield (46.5). In 2010, he tied his career high with 8.5 sacks, matching the total from his rookie year in 2001. Smith was rewarded with a two-year contract in June of 2013 that will keep him in red and gold through 2015.



// GOLDMINE

- Justin joins RB Frank Gore and LB Patrick Willis as the only two-time recipients of the 49ers Bill Walsh Award in team history. The Bill Walsh Award is voted on by the coaches and awarded to the 49ers team MVP.
- In 2012, Smith’s teammates voted him the Len Eshmont Award winner, the 49ers most prestigious annual honor. The Len Eshmont Award honors the player who best exemplifies the “inspirational and courageous play” of Len Eshmont. Smith fought through an elbow and triceps injury that required surgery in the offseason to anchor the team’s defensive line during the team’s run to Super Bowl XLVII.

// CAREER HIGHLIGHTS

- Selected to four consecutive Pro Bowls (2009-12).
- Was selected AP All-Pro at two different positions in consecutive seasons - 1st team DT and 2nd team DE in 2011; 2nd team DT and DE in 2012.
- Owned a streak of 185 consecutive starts, beginning during his rookie season through 12/16/12.
- Set a single-game career-high with 3.5 sacks at StL (1/3/10).
- Played the most snaps of any NFL defensive lineman in 2007, lining up for 97.9 percent of plays on defense as the Bengals franchise player.
- Has posted at least 5.0 sacks in 10 of his 12 seasons played.
- Posted at least 6.0 sacks in four consecutive seasons (2008-11), becoming just the 3rd player in franchise history to do so.

SMITH'S GAME-BY-GAME

YEAR	TEAM	GP	GS	TACKLES					INTERCEPTIONS					FUMBLES		
				TOT	SOL	AST	SACKS	YDS	INT	YDS	LG	TD	PD	FF	FR	YDS
2001	CIN	15	11	67	60	7	8.5	76.0	2	28	21	0	5	0	0	0
2002	CIN	16	16	67	53	14	6.5	56.0	0	0	0	0	3	2	0	0
2003	CIN	16	16	91	55	36	5.0	16.5	0	0	0	0	3	0	0	0
2004	CIN	16	16	97	57	40	8.0	70.5	0	0	0	0	2	2	2	0
2005	CIN	16	16	92	59	33	6.0	24.0	0	0	0	0	2	1	1	0
2006	CIN	16	16	110	59	51	7.5	50.5	0	0	0	0	3	1	2	0
2007	CIN	16	16	103	61	42	2.0	6.0	0	0	0	0	3	0	0	0
2008	SF	16	16	104	62	42	7.0	51.0	1	0	0	0	3	1	0	0
2009	SF	16	16	90	48	42	6.0	65.0	0	0	0	0	1	2	2	0
2010	SF	16	16	107	76	31	8.5	51.5	0	0	0	0	1	1	0	0
2011	SF	16	16	105	68	37	7.5	44.0	0	0	0	0	2	3	1	0
2012	SF	14	14	130	81	49	3.0	23.0	0	0	0	0	2	0	1	0
2013	SF															
TOTALS		189	185	1,163	739	424	75.5	534.0	3	28	21	0	30	13	9	0

PLAYOFFS

YEAR	TEAM	GP	GS	TACKLES					INTERCEPTIONS					FUMBLES		
				TOT	SOL	AST	SACKS	YDS	INT	YDS	LG	TD	PD	FF	FR	YDS
2005	CIN	1	1	3	2	1	0.0	0.0	0	0	–	0	0	0	0	0
2011	SF	2	2	16	10	6	2.0	19.0	0	0	–	0	0	0	0	0
2012	SF	3	3	23	12	11	0.0	0.0	0	0	–	0	0	0	0	0
TOTALS		6	6	42	24	18	2.0	19.0	0	0	–	0	0	0	0	0

Milestones:

NFL Debut: vs. Bal. (9/23/01); **First Start:** vs. Chi. (10/21/01); **First Sack:** at SD (9/30/01 – QB Doug Flutie); **50th Sack:** vs. Was. (12/28/08 – QB Jason Campbell); **First INT:** at Det. (10/28/01 – QB Charlie Batch); **First FF:** vs. NO (12/22/02 – QB Aaron Brooks); **First FR:** vs. Pit. (11/21/04 – QB Ben Roethlisberger); **1,000th Tackle:** vs. StL (12/4/11)

SMITH'S CAREER HIGHS

Total Tackles: 15 vs. Sea. (10/18/12)

Solo: 10 at StL (12/2/12)

Assists: 7 (2 times) Last vs. Pit. (12/31/06)

Sacks: 3.5 at StL (1/3/10)

INTs: 1 (3 times) Last vs. Det. (9/21/08)

Forced Fumbles: 1 (13 times) Last at Arz. (12/11/11)

Fumble Recoveries: 1 (9 times) Last at NYJ (9/30/12)

// TRANSACTIONS

Originally a 1st-round (4th pick overall) draft choice by Cin. in 2001...Signed by SF as an unrestricted free agent from Cin. on 3/1/08.

// AWARDS & HONORS

2001: PFW/PFWA All-Rookie Team

2008: Bill Walsh Award

2009: NFC Pro Bowl

2010: NFC Pro Bowl - 2nd Selection, PERRY/YONAMINE Unity Award, Ed Block Courage Award, Hazeltine Iron Man Award

2011: AP First-Team (DT) & Second-Team (DE) All-Pro, NFC Pro Bowl, All-Pro Team by *Sports Illustrated's* Peter King, All-Pro Team by *Dallas Morning News's* Rick Gosselin, Defensive Player of the Year by *Sports Illustrated's* Peter King, USA Football All-Fundamentals Team, Bill Walsh Award, Hazeltine Iron Man Award, Len Eshmont Award

2012: AP Second-Team All-Pro at defensive tackle and defensive end, All-Pro selection by *The Sporting News*, NFC Pro Bowl selection (Starter), Len Eshmond Award

// 2012 (SAN FRANCISCO)

- Registered a career-high 130 total tackles on the season.
- Registered 1st FR of the season at NYJ (9/30) after LB Aldon Smith knocked the ball out of QB Mark Sanchez's hands. The turnover led to K David Akers 36-yd. FG right before halftime.
- Led team with 15 tackles vs. Sea. (10/18)
- Smith and the 49ers defense held Arz. (10/29) to just 7 yds. rushing, tying the fewest rushing yds. the 49ers have allowed in a single game in franchise history [7 at NO (10/1/72)], and the lowest rushing output allowed in any game during the entire 2012 NFL season.
- Recorded 0.5 sack vs. Chi. (11/19) when he combined with LB Aldon Smith to take down QB Jason Campbell.
- Registered 1.5 sacks at NO (11/20), taking down QB Drew Brees and reached 100 tackles on the season.
- Sacked QB Sam Bradford at StL (12/2).

// 2011 (SAN FRANCISCO)

- With 7.5 sacks on the season, Smith became just the 3rd player in franchise history to register at least 6.0 sacks in four consecutive seasons.
- Posted his 11th career multi-sack game with 2.0 sacks vs. Sea (9/11 - QB Tarvaris Jackson), notching a sack in three of the past four years on opening day.
- Recorded a game-changing FF on the 49ers 31-yd. line (WR Jeremy Maclin) at Phi. (10/2) that S Dashon Goldson recovered, stopping a potential Phi. come-from-behind score with 2:15 remaining.
- Delivered 1.5 sacks and 9 tackles (8 solo) at Det. (10/16) in come-from-behind 49ers 25-19 victory.
- Smith batted down Giants QB Eli Manning's 4th-down pass from the 10-yd. line deep in 49ers territory with 34 seconds remaining to preserve a 27-20 victory vs. NYG (11/13).
- Helped limit the Rams to just 31 yds. rushing without allowing a rushing first down vs. StL (12/4). This marked the first time the 49ers defense did not allow a rushing first down since 11/29/10 at Arz.
- Recorded his third FF of the year at Arz. (12/11) after taking down QB Kevin Kolb for his 5.5 sack on the season.
- Picked up his first FR of the season and 8th of his career after DT Ray McDonald and LB Aldon Smith sacked QB Ben Roethlisberger vs. Pit. (12/19). The takeaway led to a 5-yd. TD run by RB Frank Gore to give the 49ers a 20-3 lead.
- Brought down Saints QB Drew Brees for a 9-yd. loss in the 3rd qtr. vs. NO (1/14) in the NFC Divisional Round.
- Posted a season-high 12 tackles vs. NYG (1/22) in the NFC Championship game.

// 2010 (SAN FRANCISCO)

- Led the team with 8.5 sacks on the season. It marked the most sacks he has had in a single year since he accomplished that feat his rookie season in 2001 as a member of the Cincinnati Bengals.
- Brought down QB Kevin Kolb for 2.0 sacks vs. Phi. (10/10).
- Posted his second multi-sack game of the season as he dropped QB Kyle Orton two times vs. Den. (10/31), while adding 5 tackles, 6 QB pressures and 5 QB hits.
- Brought down QB Sam Bradford for 1.0 sack vs. StL (11/14).
- Combined with DT Isaac Sopoaga to bring down QB Aaron Rodgers at GB (12/5) on a third down play in the 4th qtr.
- Registered 3.0 sacks on the day vs. Arz. (1/2), giving him a team-high 8.5 sacks to finish the year.

// 2009 (SAN FRANCISCO)

- Ranked t-2nd on the team in sacks (6.0).
- Led defensive linemen and ranked 4th on the team with 90 tackles. Led team in QB pressures (78) and QB hits (52).
- Tallied 1.0 sack, 1 FF, 13 QB pressures and 9 hits on QB Kurt Warner at Arz. (9/13). The sack and FF came as time expired to seal the victory.
- Posted a season-high 10 tackles and 1 PD at Hou. (10/25).
- Led team with 6 QB pressures and 5 QB hits vs. Chi. (11/12), while limiting RB Matt Forte to 41 yds. rushing on 20 carries (2.1 avg.).
- Registered 1.5 sacks to go along with 1 FF and 1 FR vs. Jax. (11/29).
- Tallied a career-high 3.5 sacks and 10 tackles at StL (1/3).

// 2008 (SAN FRANCISCO)

- Started all 16 games for the 7th consecutive season and ranked 4th on team in tackles (104), 2nd in sacks (7.0) and 1st in QB pressures (57).
- Earned the Bill Walsh Award, which is given to team's MVP as voted upon by the coaches.
- Made 49ers debut vs. Arz. (9/7) and had 8 tackles and 1.0 sack.
- Recorded an INT with 1:50 to play vs. Det. (9/21) in 31-13 victory. Also posted a sack, which forced a fumble by QB Jon Kitna.

// 2007 (CINCINNATI)

- Led all Bengals D-linemen and ranked 2nd on team with 103 tackles to go along with 2.0 sacks and 3 PDs. His 103 stops were 34 more than any other Bengals lineman. Lined up on 97.9 percent of defensive plays, which was the most of any NFL defensive lineman.
- Led team in tackles in consecutive weeks, recording 10 vs. NYJ (10/21) followed by 11 vs. Pit. (10/28).
- Registered 6 tackles and forced a punt after dropping QB Steve McNair for a sack at Bal. (11/11).

// 2006 (CINCINNATI)

- Posted a career-high 110 tackles.
- Tied career-high with 3.0 sacks in season opener at KC (9/10) to go along with 7 tackles, 1 FF and 1 FR. On Smith's third sack, he forced a 4th-qr. fumble by Huard for an 8-yd. loss and recovered loose ball to help seal 23-10 win.
- Matched career-high with 13 tackles vs. Atl. (10/29).

// 2005 (CINCINNATI)

- Logged a team-high 6.0 sacks.
- Led line with 8 tackles vs. Hou. (10/2), including a key sack of QB David Carr in which he forced a fumble to help set up a FG for 16-10 final margin.
- Led defensive line with 6 tackles in pivotal win at Pit. (12/4), including a 2-yd. sack of QB Ben Roethlisberger on 4th down at Steelers' 19-yd. line late in 4th qtr.

// 2004 (CINCINNATI)

- Notched a team-high 8.0 sacks. His 97 tackles led the D-line and ranked 3rd on team. Led team in defensive snaps, lining up on 94.4 percent of plays.
- Recorded 10 tackles, 2.0 sacks and 1 FF vs. Den. (10/25).
- Had key sack of QB Eli Manning vs. NYG (12/26), forcing Giants to settle for FG and 19-17 lead in game Bengals came back to win 23-22.

// 2003 (CINCINNATI)

- Led D-line with 91 tackles and had 5.0 sacks.
- Led team with 13 tackles in victory vs. Bal. (10/19).

// 2002 (CINCINNATI)

- Led team with 6.5 sacks.

// 2001 (CINCINNATI)

- Selected to PFW/PFWA All-Rookie Team
- Missed season-opener due to contract negotiations, finishing the year with a rookie franchise record 8.5 sacks (breaking James Francis 8.0 in 1990).
- Recorded first career sack at SD (9/30), dropping QB Doug Flutie for 13-yd. loss.
- Posted first NFL INT at Det. (10/28) off QB Charlie Batch.
- Had 3.0 sacks on QB Mark Brunell vs. Jax. (12/9).

// COLLEGE

Entered 2001 NFL Draft after junior season at Missouri, where he logged 11 sacks, 97 tackles and 24 TFLs. His sacks and TFLs set school season records. Earned first-team All-America honors as a junior and was a unanimous selection to All-Big 12 first team. Earned first-team All-Big 12 honors as a sophomore. In 1998, became first true freshman since 1986 to start every game for Missouri.

// PERSONAL

- All-state and two-time all-district football choice at Jefferson City (MO) HS, where he was selected to *Super Prep's* All-America and Top 50 teams as a senior.
- Born Justin Smith (9/30/79) in Holts Summit, MO.

// INJURY REPORT

2012: Inactive for 2 games with elbow and triceps injuries at Sea. (12/23) and vs. Arz. (12/30).



ADAM SNYDER

68

GUARD

H: 6-6 W: 325

BORN 1.30.82 // FULLERTON, CA // LA SERNA HS, WHITTIER, CA
OREGON // 9TH YEAR // ACQUIRED FA IN '13

Adam Snyder returns to the 49ers after spending the 2012 season with the Arizona Cardinals. The eight-year veteran has the ability to play every position on the offensive line and has made starts at each. In 2012, Snyder started 14 total games during the regular season, making 11 starts at right guard and his first three career starts at center. His versatility, experience and knowledge of the game provide the 49ers with a valuable resource on the offensive line.

// GOLDMINE

- During his first stint with the 49ers, Snyder partnered with the Canine Companions for Independence, a non-profit organization which provides assistance and service dogs. Adam and his family hosted a fund raising party at his home, where he invited the people who used the service dogs. The Snyder family also owns two retired service dogs as pets.
- Ever since his freshman year in high school, Adam has made annual camping trips into the middle of the desert with his family and friends. "We've been setting up camp at the same place near Chiriaco Summit for years. It's basically in the middle of nowhere and we just ride 4x4's and enjoy one another's company."
- Growing up in Whittier, CA, Adam lived a short distance from the coast. He and his friends would often make the short drive to the beach, where they'd spend some time soaking in the rays and surfing. Due to the cold water in Oregon, Adam didn't surf in college, but he picked the sport back up when he was drafted by the 49ers in 2005. "On one of my first trips to Santa Cruz, I met a local shaper named Doug Haut. He shaped me a board and it kind of took off from there. I surfed quite a bit my first couple years in the league and try to get out there when I can these days." Adam now has a collection of five surfboards – three 10-footers, a nine-footer and a seven-foot fish – that he rides at the local breaks. His wife, Erika, learned how to surf in Hawaii and the couple enjoys the sport together.
- Since his early childhood, Adam has had aspirations to one day become a police officer. "It's been a line of work that has interested me for a long time. I imagine the camaraderie you build between your fellow officers is similar to the solidarity that's created among teammates on a football team. Everyone has each other's back." If Adam has any questions about joining the force, he doesn't need to turn far. His good friend and former 49ers teammate, Patrick Estes, joined the Santa Clara Police Department. Adam went on ride-alongs to get an up-close understanding of what being a police officer entails.
- Adam gained good work experience growing up in Whittier. He briefly served as a doughnut filler at Krispy Kreme Doughnuts before working a seasonal job at Honey Baked Hams, where he unloaded 50-60 pound boxes of meat into the freezer. Adam's most enjoyable job was at Rockview Dairy. "It wasn't your ordinary dairy, like milk and eggs. It was actually like a grocery store, it had everything. The coolest part was that it was a drive-thru. You'd just drive up, place your order and I'd go pick out the items from the back. I think it's weird that I haven't seen a similar type of place anywhere else."

SNYDER'S CAREER STATISTICS

GAMES/STARTS – 121/83; 2005 (16/8), 2006 (14/6), 2007 (16/11), 2008 (14/13), 2009 (16/16), 2010 (15/2), 2011 (16/13), 2012 (14/14)
POSTSEASON GAMES/STARTS – 2/2; 2011 (2/2)

Milestones:

NFL Debut: vs. StL. (9/11/05) **First Start:** at Chi. (11/13/05); **50th Career Start:** at Sea. (12/6/09)

// TRANSACTIONS

Originally the second of two 3rd-round (94th overall) draft choices by SF in the 2005 NFL Draft...Signed a five-year unrestricted free agent contract with Arz. on 3/14/12...Waived by Arz. on 4/29/13... Signed two-year deal with SF on 5/6/13.

// AWARDS & HONORS

2011: Madden Most Valuable Protectors Award (Week 5)

// 2012 (ARIZONA)

- Started 14 games, making 11 starts at RG before starting the final three games at C.
- Helped lead the way as Arz. ran for a season-high 182 yds. on 30 carries vs. Buf. (10/14).
- Returned from a quad injury that kept him sidelined for two games [vs. SF (10/29) and at GB (11/4)] to start at RG at Atl. (11/18) and helped Stephens-Howling run for a career-high 127 yds. and a TD on 22 carries.
- Made his first career start at C vs. Det. (12/16), moving there after losing two starters along to injuries. Helped block for RB Beanie Wells who tied his career high with 3 rushing TDs.

// 2011 (SAN FRANCISCO)

- Part of an offensive line that helped pave the way for RB Frank Gore to gain 100+ rush yds. on the ground in 5 consecutive games, setting a new franchise record.
- Made first start of season at RG at Phi. (10/2). Helped 49ers accumulate 442 yds. of offense in come-from-behind victory at Phi. (10/2), which included 164 yds. on the ground.
- Started at RG and helped the offense rush for 213 yds. while not allowing a sack vs. TB (10/9).
- Snyder and the offensive line were awarded the Madden Most Valuable Protectors Award for Week 5. They helped the 49ers offense rush for 213 yds. on the ground while not allowing a sack vs. TB (10/9).
- Left the game (stinger) in the 4th qtr. at Det. (10/16) and was replaced by T/G Chilo Rachal. Helped support the 49ers offense rush for 203 yds., marking the first time the team had rushed for over 200 yds. in back-to-back games (10/9 vs. TB, 213 yds.) since 12/6/98 at Car. (236 yds.) and 12/14/98 vs. Det. (328 yds.).
- Helped the 49ers offense hold the ball for 44:16 while not allowing a sack vs. Arz. (11/20), marking the highest time of possession for the team since 11/3/02 at Oak. (44:33 – 49ers 23, Raiders 20).
- Snyder and the offensive line prevented QB Alex Smith from getting sacked in 20-3 win on MNF vs. Pit. (12/19).

// 2010 (SAN FRANCISCO)

- Stepped in for Chilo Rachal at RG after he suffered a stinger at Sea. (9/12).
- Started at RG in place of Rachal (stinger) vs. NO (9/20). It marked his first start at RG since 10/25/09 at Hou. Was part of an offensive line that did not allow a sack on 32 pass atts. by QB Alex Smith vs. NO (9/20).
- Saw action at RG in place of Rachal who left the game with a stinger at Car. (10/24). Also filled in at LT briefly when T Joe Staley left the game with a stinger.
- Saw reserve action on the offensive line as the offense rushed for a season-high 261 yds. and 2 TDs at Arz. (11/29).

// 2009 (SAN FRANCISCO)

- Started every game, lining up at RT in 15 contests and at RG for one game.
- Helped the team rush for a season-high 246 yds. vs. Sea. (9/20).
- Part of an O-line that did not allow a sack of QB Alex Smith on any of his 41 attempts vs. Jax. (11/29). It marked the first time the 49ers did not give up a sack since 11/10/08, at Ari. (QB Shaun Hill – 40 attempts).

// 2008 (SAN FRANCISCO)

- Saw action in 14 games, starting first 7 contests at LG before making 6 starts at RT.
- Replaced in starting lineup vs. Sea. (10/26) by David Baas, but entered game at RT in 2nd qtr. when Barry Sims left with an ankle injury.
- Started at RT at Arz. (11/10) in place of Sims and was part of an offensive line that did not allow a sack. Went on to start following 5 contests at RT.
- Left game in 1st qtr. at Mia. (12/14) with an ankle injury and was replaced by Sims.

// 2007 (SAN FRANCISCO)

- Played in all 16 games (11 starts), becoming a starter at LT after Jonas Jennings was placed on IR with an ankle injury.
- Made first start of season vs. Bal. (10/7) in place of Jennings.
- Stepped in at LT in 2nd half at NYG (10/21) in place of Jennings, who left game with a season-ending ankle injury, and went on to start next 10 contests.

// 2006 (SAN FRANCISCO)

- Saw action in 14 games (6 starts), making 3 starts at LT for Jennings and 3 starts at LG for Larry Allen. Inactive vs. GB (12/10) and at Sea. (12/14) due to a sprained knee and ankle.
- Started at LT vs. StL (9/17), vs. SD (10/15) and at Den. (12/31) in place of Jennings.
- Started at LG vs. Phi. (9/24) and vs. Oak. (10/8) in place of Allen (sprained MCL).
- Returned to action vs. Arz. (12/24) after missing 2 games with a sprained knee and ankle.

// 2005 (SAN FRANCISCO)

- Saw action in all 16 games during rookie campaign, starting 7 contests at LT and one game at RG.
- Filled in at guard late in 4th qtr. at Phi. (9/18).
- Saw time at guard when Eric Heitmann moved to center due to an injury to Jeremy Newberry at Arz. (10/2) in Mexico City and vs. Ind. (10/9).
- Made first NFL start at Chi. (11/13) at RG, taking over for Heitmann, who moved to center to fill in for Newberry (knee/shoulder). Started at LG for the remainder of season.

// COLLEGE

Three-year starter who played in 49 games (35 starts) at three different positions (RG, RT and LT). Became Ducks first two-time first-team all-league O-lineman in four decades. Departed as one of Oregon's most decorated lineman of all time, becoming Ducks' third Morris Trophy recipient (as the Pacific-10 top lineman) ever. Allowed only 2 sacks his entire senior season at LT as he was voted All-Pac-10. Enjoyed most consistent year on O-line as a junior, highlighted by earning Oregon's first first-team All-Pac-10 O-line honors in 20 years, anchoring a line that boasted the League's 4th-best rushing offense.

// PERSONAL

- Attended La Serna (Whittier, CA) HS, where he was a two-year starter and 1999 team captain. A 2nd-team all-CIF honoree, helped team rush for over 2,400 yds. as a senior.
- Enjoys playing golf with his fellow O-linemen.
- Married to Erika. The couple has two sons, Kael and Zane.
- Born Adam Richard Snyder (1/30/82) in Fullerton, CA.
- Graduated with a degree in journalism/public relations.

// INJURY REPORT

- 2006:** Missed 2 games [vs. GB (12/10) and at Sea. (12/14)] with an injury to his knee and ankle.
- 2008:** Inactive for the final 2 regular season games [at StL (12/21) and vs. Was. (12/28)] with an ankle injury suffered at Mia. (12/14).
- 2012:** Inactive for 2 regular season games [vs. SF (10/29) and at GB (11/4)] with a quad injury suffered in the 2nd qtr. at Min. (10/21).



C.J. SPILLMAN

27

SAFETY
H: 6-0 W: 199
**BORN 5.6.86 // LOUISVILLE, KY // CENTRAL HS, LOUISVILLE, KY
MARSHALL // 5TH YEAR // ACQUIRED WAI. IN '10 - SD**

A special teams ace and reserve safety, C.J. Spillman is armed with a knack for tracking down the ball carrier. Since being claimed off waivers by the 49ers in October 2010, Spillman has made his presence felt on special teams, having recorded 50 tackles on those units. In 2012, Spillman recorded 10 special teams tackles, ranked 2nd on the team with 9 big plays and 3rd with 633 special teams points.

// GOLDMINE

- Credits his father, Claude, Sr., as having instilled the values and work ethic he now has. His father played football collegiately at Western Kentucky and later spent time with the Dallas Cowboys.
- Spillman prides himself as being a family man. His favorite thing to do when he is not playing football is hanging out with his two children, Trey and Amaya.
- C.J.'s workmanlike attitude has stood out to his teammates and coaches. The team named Spillman the 49ers Blue Collar Special Teams Player of the Year in 2012.

SPILLMAN'S CAREER STATISTICS

YEAR	TEAM	GP	GS	TACKLES					INTERCEPTIONS					FUMBLES			
				TOT	SOL	AST	SACKS	YDS	INT	YDS	LG	TD	PD	FF	FR	YDS	
2009	SD	5	1	8	6	2	0.0	0.0	0	0	0	0	0	0	0	0	0
2010	SD/SF	16	0	1	0	1	0.0	0.0	0	0	0	0	0	0	0	0	0
2011	SF	16	0	4	3	1	0.0	0.0	0	0	0	0	0	0	0	0	0
2012	SF	16	0	3	3	0	0.0	0.0	0	0	0	0	0	0	0	0	0
2013	SF																
TOTALS		53	1	16	12	4	0.0	0.0	0	0	0	0	0	0	0	0	0

PLAYOFFS

YEAR	TEAM	GP	GS	TACKLES					INTERCEPTIONS					FUMBLES			
				TOT	SOL	AST	SACKS	YDS	INT	YDS	LG	TD	PD	FF	FR	YDS	
2011	SF	2	0	2	2	0	0.0	0.0	0	0	0	0	0	0	0	0	0
2012	SF	3	0	0	0	0	0.0	0.0	0	0	0	0	0	0	0	0	0
TOTALS		5	0	2	2	0	0.0	0.0	0	0	0	0	0	0	0	0	0

Additional Statistics:

Special Teams Tackles: Regular Season – 61: 2009 (5), 2010: (27; SD – 6; SF – 21), 2011 (19), 2012 (10); Postseason – 4: 2011 (2), 2012 (2)

TFL: 1

Special Teams Fumble Recoveries: Regular Season – 1: 2012 (1); Postseason – 1: 2012 (1)

Milestones:

NFL Debut: at NYG (11/8/09); **First Career Start:** at Dal. (12/13/09); **First Special Teams FR:** vs. Mia. (12/9/12 – RB Marcus Thigpen); **50th Game:** vs. Mia. (12/9/12)

SPILLMAN'S CAREER HIGHS

Total Tackles: 4 at Cle. (12/6/09)

Solo: 3 at Cle. (12/6/09)

Assists: 1 (4 times) Last at Cin. (9/25/11)

// TRANSACTIONS

Originally signed by SD as an undrafted rookie FA on 4/27/09...
Waived by SD on 10/11/10...Claimed off waivers by SF on 10/12/10...Re-signed three-year contract through 2014 on 3/6/12.

// AWARDS & HONORS

- 2011:** All-NFC West Specialist by ESPN.com's Mike Sando
- 2012:** 49ers Blue Collar Player of the Year - Special Teams

// 2012 (SAN FRANCISCO)

- Played in all 16 games for the third consecutive season, registering 10 special teams tackles in the regular season and 2 in the postseason.
- Notched his first career FR on a muffed punt by RB Marcus Thigpen vs. Mia. (12/9). Spillman recovered the loose ball on the Mia. 9-yd. line, and RB Frank Gore recorded a 1-yd. TD run 2 plays later.
- Recovered a muffed punt by WR Jeremy Ross on the Packers 9-yd. line vs. GB (1/12/13). The takeaway led to a 12-yd. TD pass from QB Colin Kaepernick to WR Michael Crabtree.

// 2011 (SAN FRANCISCO)

- Led team with 19 special teams tackles on the season.
- Tackled Ravens RB Ray Rice on second-and-goal from the 1-yard line at Bal. (11/24) for a 4-yard loss.
- Spillman and the 49ers punt team held league-leader Cardinals CB Patrick Peterson to 44 yds. on 5 PRs at Arz. (12/11), shaving 8.7 yds. off his average PR. He also tipped P Andy Lee's 42-yd. punt at Arizona's 1-yd. line, back to LB Blake Costanzo to down the ball.
- Led team with 3 special teams stops at Sea. (12/24) and at StL (1/1).

// 2010 (SAN DIEGO/SAN FRANCISCO)

- Claimed off waivers by SF on 10/12.
- Finished the season ranked 2nd on team with 21 special teams tackles.
- Made his 49ers debut vs. Oak. (10/17) and registered 2 special teams tackles.
- Saw extended action on defense in the 4th qtr. vs. Sea. (12/12).

// 2009 (SAN DIEGO)

- Made his first-career start as a member of the Chargers at Dal. (12/13) and had a 3rd-down PD in the 2nd qtr. that forced a 42-yd. FGA that went WL to preserve a lead.
- Received a game ball for season-high three special teams tackles vs. Was. (1/3).

// COLLEGE

Played in 46 games (33 starts) for the Thundering Herd, recording 319 tackles, 6.5 TFLs, 3 INTs, 6 FFs and 17 PDs. As a senior, started all 11 games in which he appeared, notching 71 tackles, 1.5 TFLs, FF and 4 PDs, earning second-team All-Conference USA honors. In 2007, earned second-team All-Conference USA honors while starting all 12 games and registering 131 tackles, 2.5 TFLs, 3 FFs and 6 PDs. As a sophomore, played in 12 games (9 starts) and tallied 79 tackles, 1.5 TFLs, 2 INTs (returning one for a TD), FF and 4 PDs. In 2005, played in 11 games (1 start) and recorded 38 tackles, TFL, INT, FF and 3 PDs.

// PERSONAL

- Attended Central (Louisville, KY) HS, earning all-state and all-conference honors as a junior and senior.
- Starred at RB before switching to safety as a senior, leading the team in INTs.
- Also lettered 3 times in track.
- Has a daughter, Amaya, and a son, Trey.
- Born Claude Norman Spillman, Jr. (5/6/86) in Louisville, KY.
- Majored in management.

SPILLMAN'S GAME-BY-GAME

2009 (San Diego)

Date	Opp	W/L	P/S	Tot	Sol	Ast	Sk	Yds	Int	Yds	PD	FF	FR	Yds
Sep 14	at Oak	W	-	-	-	-	INACTIVE	-	-	-	-	-	-	-
Sep 20	Bal	L	-	-	-	-	INACTIVE	-	-	-	-	-	-	-
Sep 27	Mia	W	-	-	-	-	INACTIVE	-	-	-	-	-	-	-
Oct 4	at Pit	L	-	-	-	-	INACTIVE	-	-	-	-	-	-	-
Oct 19	Den	L	-	-	-	-	INACTIVE	-	-	-	-	-	-	-
Oct 25	KC	W	-	-	-	-	INACTIVE	-	-	-	-	-	-	-
Nov 1	Oak	W	-	-	-	-	INACTIVE	-	-	-	-	-	-	-
Nov 8	at NYG	W	1/0	0	0	0	0.0	0.0	0	0	0	0	0	0
Nov 15	Phi	W	1/0	0	0	0	0.0	0.0	0	0	0	0	0	0
Nov 22	at Den	W	-	-	-	-	INACTIVE	-	-	-	-	-	-	-
Nov 29	KC	W	-	-	-	-	INACTIVE	-	-	-	-	-	-	-
Dec 6	at Cle	W	1/0	4	3	1	0.0	0.0	0	0	0	0	0	0
Dec 13	at Dal	W	1/1	1	1	0	0.0	0.0	0	0	0	0	0	0
Dec 16	Cin	W	-	-	-	-	INACTIVE	-	-	-	-	-	-	-
Dec 26	at Ten	W	-	-	-	-	INACTIVE	-	-	-	-	-	-	-
Jan 3	Was.	W	1/0	3	2	1	0.0	0.0	0	0	0	0	0	0
TOTALS			0/0	8	6	2	0.0	0.0	0	0	0	0	0	0

2010 (San Diego/San Francisco)

Date	Opp	W/L	P/S	Tot	Sol	Ast	Sk	Yds	Int	Yds	PD	FF	FR	Yds
WITH SD THROUGH FIRST 5 GAMES OF 2010														
Sep 13	at KC	L	1/0	0	0	0	0.0	0.0	0	0	0	0	0	0
Sep 20	Jax	W	1/0	0	0	0	0.0	0.0	0	0	0	0	0	0
Sep 26	at Sea	L	1/0	0	0	0	0.0	0.0	0	0	0	0	0	0
Oct 3	Arz	W	1/0	0	0	0	0.0	0.0	0	0	0	0	0	0
Oct 10	at Oak	L	1/0	0	0	0	0.0	0.0	0	0	0	0	0	0
SIGNED TO THE 49ERS ACTIVE ROSTER ON 10/12														
Oct 17	Oak	W	1/0	0	0	0	0.0	0.0	0	0	0	0	0	0
Oct 24	at Car	L	1/0	0	0	0	0.0	0.0	0	0	0	0	0	0
Oct 31	Den	W	1/0	0	0	0	0.0	0.0	0	0	0	0	0	0
Nov 14	StL	W	1/0	0	0	0	0.0	0.0	0	0	0	0	0	0
Nov 21	TB	L	1/0	0	0	0	0.0	0.0	0	0	0	0	0	0
Nov 29	at Arz	W	1/0	0	0	0	0.0	0.0	0	0	0	0	0	0
Dec 5	at GB	L	1/0	0	0	0	0.0	0.0	0	0	0	0	0	0
Dec 12	Sea	W	1/0	1	0	1	0.0	0.0	0	0	0	0	0	0
Dec 16	at SD	L	1/0	0	0	0	0.0	0.0	0	0	0	0	0	0
Dec 26	at StL	L	1/0	0	0	0	0.0	0.0	0	0	0	0	0	0
Jan 2	Arz	W	1/0	0	0	0	0.0	0.0	0	0	0	0	0	0
TOTALS			16/0	1	0	1	0.0	0.0	0	0	0	0	0	0

SPILLMAN'S GAME-BY-GAME

2011 (San Francisco)

Date	Opp	W/L	P/S	Tot	Sol	Ast	Sk	Yds	Int	Yds	PD	FF	FR	Yds
Sep 11	Sea	W	1/0	0	0	0	0.0	0.0	0	0	0	0	0	0
Sep 18	Dal	L	1/0	0	0	0	0.0	0.0	0	0	0	0	0	0
Sep 25	at Cin	W	1/0	1	0	1	0.0	0.0	0	0	0	0	0	0
Oct 2	at Phi	W	1/0	0	0	0	0.0	0.0	0	0	0	0	0	0
Oct 9	TB	W	1/0	1	1	0	0.0	0.0	0	0	0	0	0	0
Oct 16	at Det	W	1/0	0	0	0	0.0	0.0	0	0	0	0	0	0
Oct 30	Cle	W	1/0	0	0	0	0.0	0.0	0	0	0	0	0	0
Nov 6	at Was	W	1/0	0	0	0	0.0	0.0	0	0	0	0	0	0
Nov 13	NYG	W	1/0	0	0	0	0.0	0.0	0	0	0	0	0	0
Nov 20	Arz	W	1/0	0	0	0	0.0	0.0	0	0	0	0	0	0
Nov 24	at Bal	L	1/0	1	1	0	0.0	0.0	0	0	0	0	0	0
Dec 4	StL	W	1/0	0	0	0	0.0	0.0	0	0	0	0	0	0
Dec 11	at Arz	L	1/0	0	0	0	0.0	0.0	0	0	0	0	0	0
Dec 19	Pit	W	1/0	1	1	0	0.0	0.0	0	0	0	0	0	0
Dec 24	at Sea	W	1/0	0	0	0	0.0	0.0	0	0	0	0	0	0
Jan 1	at StL	W	1/0	0	0	0	0.0	0.0	0	0	0	0	0	0
TOTALS			16/0	4	3	1	0.0	0.0	0	0	0	0	0	0

2011 Postseason (San Francisco)

Date	Opp	W/L	P/S	Tot	Sol	Ast	Sk	Yds	Int	Yds	PD	FF	FR	Yds
Jan 14	NO	W	1/0	2	2	0	0.0	0.0	0	0	0	0	0	0
Jan 22	NYG	L	1/0	0	0	0	0.0	0.0	0	0	0	0	0	0
TOTALS			2/0	2	2	0	0.0	0.0	0	0	0	0	0	0

2012 (San Francisco)

Date	Opp	W/L	P/S	Tot	Sol	Ast	Sk	Yds	Int	Yds	PD	FF	FR	Yds
Sep 9	at GB	W	1/0	0	0	0	0.0	0.0	0	0	0	0	0	0
Sep 16	Det	W	1/0	0	0	0	0.0	0.0	0	0	0	0	0	0
Sep 23	at Min	L	1/0	0	0	0	0.0	0.0	0	0	0	0	0	0
Sep 30	at NYJ	W	1/0	1	1	0	0.0	0.0	0	0	0	0	0	0
Oct 7	Buf	W	1/0	1	1	0	0.0	0.0	0	0	0	0	0	0
Oct 14	NYG	L	1/0	0	0	0	0.0	0.0	0	0	0	0	0	0
Oct 18	Sea	W	1/0	0	0	0	0.0	0.0	0	0	0	0	0	0
Oct 29	at Arz	W	1/0	0	0	0	0.0	0.0	0	0	0	0	0	0
Nov 11	StL	T	1/0	1	1	0	0.0	0.0	0	0	0	0	0	0
Nov 19	Chi	W	1/0	0	0	0	0.0	0.0	0	0	0	0	0	0
Nov 25	at NO	W	1/0	0	0	0	0.0	0.0	0	0	0	0	0	0
Dec 2	at StL	L	1/0	0	0	0	0.0	0.0	0	0	0	0	0	0
Dec 9	Mia	W	1/0	0	0	0	0.0	0.0	0	0	0	0	0	0
Dec 16	at NE	W	1/0	0	0	0	0.0	0.0	0	0	0	0	0	0
Dec 23	at Sea	L	1/0	0	0	0	0.0	0.0	0	0	0	0	0	0
Dec 30	Arz	W	1/0	0	0	0	0.0	0.0	0	0	0	0	0	0
TOTALS			16/0	3	3	0	0.0	0.0	0	0	0	0	0	0

2012 Postseason (San Francisco)

Date	Opp	W/L	P/S	Tot	Sol	Ast	Sk	Yds	Int	Yds	PD	FF	FR	Yds
Jan 12	GB	W	1/0	0	0	0	0.0	0.0	0	0	0	0	0	0
Jan 20	at Atl	W	1/0	0	0	0	0.0	0.0	0	0	0	0	0	0
Feb 3	Bal	L	1/0	0	0	0	0.0	0.0	0	0	0	0	0	0
TOTALS			3/0	0	0	0	0.0	0.0	0	0	0	0	0	0



JOE STALEY

74

TACKLE

H: 6-5 W: 315

BORN 8.30.84 // ROCKFORD, MI // ROCKFORD HS, ROCKFORD, MI
CENTRAL MICHIGAN // 7TH YEAR // ACQUIRED D-1B IN '07

Tasked with the duty of protecting the quarterback's blind side, two-time All-Pro Joe Staley has excelled in his role since being selected as the second of San Francisco's two 1st-round draft picks in 2007. In addition to being named All Pro in 2011 and 2012, he was also selected to the Pro Bowl both years, earning the starting nod in the latter. Staley led an offensive line that helped the 49ers rush for 2,491 yards in 2012, ranking 4th in the NFL. As a rookie, he started all 16 contests at right tackle before switching to left tackle in his second year. A product of Central Michigan, Staley became the first player in school history to be drafted in the 1st round of the NFL Draft.



// GOLDMINE

- Entering his sophomore season at Central Michigan, Staley and the football program experienced a coaching change. New head coach Brian Kelly and offensive line coach Jeff Quinn asked the young tight end to make the switch to offensive tackle. He agreed and the transformation began. The 250-pound tight end began to wake up at 2 a.m. to consume a 2,000 calorie weight-gaining shake and would later work out twice a day to prepare his body for its new life in the trenches. In the first offseason, Staley added 20 pounds to his lean frame. By the time he was a senior, he reached 290 pounds and went on to become the first Chippewa to be drafted in the first round of the NFL Draft.
- During his time in the NFL, Staley has been known to sacrifice his privacy to help accommodate his teammates. In the past years, he has invited many young players to live with him free of cost. The long list of tenants includes current 49ers FB Brit Miller. "It helps out some guys so they can just focus on football," Staley said. "They don't have to worry about the rent and where the money is going to come from."
- This offseason, Staley was an ambassador for San Francisco's first Electric Run, a 5K race that benefits Smile Train, the world's largest cleft lip and palate charity. The race, which was held at Candlestick Park, raised \$10,000 for Smile Train and more than 8,000 people participated in the event. "Anything that benefits children is just a great cause and I was very excited to put my name down for the charity and the event itself," Staley said.

// CAREER HIGHLIGHTS

- Became the 1st 49ers rookie O-lineman to start every single game in a season since Cas Banaszek (1968-77), who started all 14 contests in 1968.
- Was 1 of only 3 NFL rookies (49ers LB Patrick Willis and Browns LT Joe Thomas) to line up for every single snap in 2007, and was 1 of 35 NFL players overall to accomplish the feat out of 1,898 total players.
- When Staley recovered a fumble for a TD [vs. NYJ (12/7/08)], he became the 6th offensive lineman in 49ers history to register a TD.

STALEY'S CAREER STATISTICS

GAMES/STARTS – 82/82; 2007 (16/16); 2008 (16/16); 2009 (9/9); 2010 (9/9); 2011 (16/16); 2012 (16/16)

POSTSEASON GAMES/STARTS – 5/5; 2011 (2/2); 2012 (3/3)

Additional Statistics:

Touchdowns – 1: 2008 [FR in endzone vs. NYJ (12/7/08)]

Receptions – 1: 2011 [17-yd. pass from QB Alex Smith vs. Cle. (10/30/11)]

Fumble Recoveries – 5: 2007 (1), 2008 (1), 2009 (2), 2012 (1).

Milestones:

NFL Debut: vs. Arz. (9/10/07); **First Start:** vs. Arz. (9/10/07); **First Reception:** vs. Cle. (10/30/11 – 17-yd. pass from QB Alex Smith); **First FR:** vs. NYJ (12/7/08 – WR Jason Hill); **First FR Returned for a TD:** vs. NYJ (12/7/08 – recovered WR Jason Hill fumble in the end zone)

// TRANSACTIONS

Originally the second of two 1st-round (28th pick overall) draft choices by SF in 2007...Signed a 6-year contract extension through 2017 on 6/6/09.

// AWARDS & HONORS

2011: AP All-Pro Second Team, NFC Pro Bowl, Madden Most Valuable Protectors Award (Week 5), All-NFC West Offense by ESPN's Mike Sando

2012: AP Second-Team All-Pro, NFC Pro Bowl selection (Starter), 2012 Madden Most Valuable Protectors Award, Madden Most Valuable Protectors Award (Week 5), Madden Most Valuable Protectors Award (Week 7), Madden Most Valuable Protectors Award (Week 12)

// 2012

- Staley and the 49ers O-Line won the 2012 Madden Most Valuable Protectors Award, recognizing the best O-Line in the NFL.
- The 49ers were 1 of just 3 teams to have the same 5 starting offensive linemen for every game this season (Was. & NYJ).
- Paved the way as the team rushed for a season-high 245 yds. on 44 carries as 9 different players carried the ball at NYJ (9/30).
- Helped the 49ers offense set a team record with 621 total yds. (311 rushing, 310 passing) vs. Buf. (10/7), surpassing the 49ers previous franchise record of 598 vs. Buf. (9/13/92). San Francisco became the first team in NFL history to post 300-or-more yds. rushing and passing in the same game.
- Aided the 49ers offense as the team rushed for 175 yds. on 32 carries (5.5 avg.) vs. Sea. (10/18).
- Staley and the 49ers offensive line did not allow a sack on 25 pass attempts by QB Colin Kaepernick at NO (11/25). The performance earned the O-Line the Madden Most Valuable Protectors Award for Week 12.
- Part of offensive line vs. GB (1/12/13) that helped the 49ers become the first team in NFL history to ever have two, 100-yd. rushers [QB Colin Kaepernick (181 yds. rushing), RB Frank Gore (119 yds. rushing)] and one, 100-yd. receiver [WR Michael Crabtree (119 yds. receiving)] in a playoff game in NFL history.
- Against the Packers, San Francisco amassed 579 total yds. of offense (323 rushing and 256 passing), setting a new single-game postseason franchise record. The previous record was 537 yds. (211 rushing and 326 passing) vs. Mia. (1/20/85) in Super Bowl XIX. The 49ers rushed for 323 yds. on the night, setting the franchise single-game postseason rushing record. The previous rushing record was also set in Super Bowl XIX (211 yds.).
- Staley and the 49ers offense became the first team in Super Bowl history to have a 300-yd. passer, a 100-yd. rusher and 2, 100-yd. receivers in a single game. QB Colin Kaepernick threw for 302 yds., RB Frank Gore added 110 yds. rushing, WR Michael Crabtree tallied 109 rec. yds. and TE Vernon Davis recorded 104 rec. yds vs. Bal. in Super Bowl XLVII (2/3/13).

// 2011

- Part of an offensive line that helped pave the way for RB Frank Gore to gain 100+ rush yds. on the ground in 5 consecutive games, setting a new franchise record.
- Staley and the 49ers offensive line did not allow a sack on 20 pass atts. by QB Alex Smith vs. Sea. (9/11).
- Helped 49ers accumulate 442 yds. of offense in come-from-behind victory at Phi. (10/2), which included 164 yds. on the ground.
- Helped the offense rush for 213 yds. on the ground while not allowing a sack vs. TB (10/9).
- Staley and the offensive line were awarded the Madden Most Valuable Protectors Award for Week 5. They helped the 49ers offense rush for 213 yds. on the ground while not allowing a sack vs. TB (10/9).
- Supported the 49ers offense in rushing for 203 yds. at Det. (10/16), marking the first time the team rushed for over 200 yds. in back-to-back games (10/9 vs. TB, 213 yds.) since 12/6/98 at Car. (236 yds.) and 12/14/98 vs. Det. (328 yds.).
- Hauled in his first career recept. for 17-yds. vs. Cle. (10/30). Staley is the 1st 49ers offensive lineman to record a recept. since C/G Chris Dalman (11/20/95 at Mia.) and ties G Guy McIntyre for the longest recept. by an offensive lineman in franchise history (17 yds. on 9/18/88 vs. Atl.).
- Helped the 49ers offense hold the ball for 44:16 while not allowing a sack vs. Arz. (11/20), marking the highest time of possession for the team since 11/3/02 at Oak. (44:33 – 49ers 23, Raiders 20).

// 2010

- Started the first 9 games of the season at LT before suffering a fractured fibula vs. StL (11/14). Inactive Weeks 11-17.
- Part of an offensive line that did not allow a sack on 32 pass atts. by QB Alex Smith vs. NO (9/20).
- Part of an offensive line that did not allow a sack on 19 pass atts. by QB Troy Smith vs. Den. (10/31).

// 2009

- Sidelined with sprained knee ligaments suffered at Ind. (11/1) from Weeks 9-14, and was inactive at StL (1/3) with a knee injury.
- Helped the team rush for a season-high 246 yds. vs. Sea. (9/20).
- Suffered a quad contusion at Min. (9/27), marking the first time in his career that he missed an offensive play.

// 2008

- Started all 16 games at LT and was the only 49ers player to line up for every single snap.
- Was part of an O-line that did not allow a sack at Arz. (11/10), breaking an NFL record 31-game streak by the Cardinals defense with at least one sack.
- Recorded first NFL TD on a fumble recovery following a WR Jason Hill 6-yd. reception vs. NYJ (12/7).

// 2007

- Started all 16 games at RT for 49ers after beating out Kwame Harris for position in training camp. Played every single snap on offense as a rookie.

// COLLEGE


Played in 46 games (39 starts) at Central Michigan and helped team produce a 1,000-yd. rusher in three of his four seasons (2003-05). Arrived on Central Michigan's campus as a 225-pound tight end in 2003, but developed into one of the elite offensive tackles in collegiate game. Recorded fastest 40-yd. dash time (4.7) of any offensive lineman at 2007 NFL Combine. Consensus All-MAC first-team choice as one of three team captains as a senior, starting all 14 games at LT and helping team rank 22nd in nation with 245.9 passing yds. per game. All-MAC first-team choice as a junior as he moved to LT and started 11 games. Shifted to RT as a sophomore during preseason and started 11 games as he assisted team in averaging 395.5 yds. per game. Played in team's final 11 games with 4 starts at TE as a freshman and posted 11 receipts. for 130 yds. with 1 TD.

// PERSONAL

- Attended Rockford (MI) HS, where he lettered twice in both football and track.
- Caught 24 passes for 559 yds. with 7 TDs as a senior TE.
- Set three school records in track: 200-meters (21.9), 4x100 (42.5) and 4x200 (1:27) relay teams.
- Placed 6th in state for 200m to earn all-state honors as team finished 4th in state finals in 4x100m, 4th in 4x200m and 6th in 4x400m (43.1).
- Joe credits his family for making him the man he is today. "I have a very close-knit family. All of the values and things they've done to make me the man I am today, I attribute to them. They taught me at a young age and gave me a great upbringing." He also credits his high school coach, Ralph Munger, for teaching him about football and how to play it the right way.
- After Joe is finished playing football, he'd like to go into teaching at the high school level and coach football. "Hopefully I'll have a family by then and be able to spend time with them. I want to live a simple life when football is done."
- Engaged to his fiancé Carrie Dew.
- Born Joe Staley (8/30/84) in Rockford, MI.

// INJURY REPORT

- 2009:** Missed 7 games [vs. Ten. (11/8), vs. Chi. (11/12), at GB (11/22), vs. Jax. (11/29), at Sea. (12/6), vs. Arz. (12/14) and at StL (1/3)] with a knee injury suffered at Ind. (11/1).
- 2010:** Suffered a fractured fibula vs. StL (11/14) and was inactive the remainder of the season.



NATE STUPAR

56

LINEBACKER

H: 6-2 W: 240

BORN 3.14.88 // STATE COLLEGE, PA // STATE COLLEGE AREA HS, STATE COLLEGE, PA
PENN STATE // 1ST YEAR | ACQUIRED FA IN '12

Nate Stupar was signed to the 49ers practice squad on January 8, 2013 and spent all three postseason games on that unit. Prior to joining the 49ers, he spent time on the Oakland Raiders and Philadelphia Eagles practice squads. Stupar is a product of Penn State where he played in all 52 games from 2008-11 for the Nittany Lions, before being drafted by the Raiders in the 7th-round (230th overall) of the 2012 NFL draft.

// GOLDMINE

- Stupar majored in film and video at Penn State. During the summer between his junior and senior years of college, he interned at Camp Woodward, a global video production company based in Pennsylvania that specialized in action sports videography. Stupar learned filming, editing and shooting. "I loved it," he said. "My real job is editing clips and putting music to them." It kept him busy during college. He had 6:00 a.m. football workouts at Penn State and would have to drive 45 minutes each way for the internship, but he unearthed his passion for video production. When Stupar married his wife, Marissa, he edited their own wedding video, and did the same for his sister's wedding.

// TRANSACTIONS

Originally a 7th-round (230th overall) draft choice by Oak. in 2012...Released by Oak. on 8/31/12...Signed to Oak. practice squad on 9/1/12...Released from Oak. practice squad on 9/12/12...Signed to Phi. practice squad on 11/19/12...Signed to SF practice squad on 1/8/13... Signed a Reserve/Future contract with SF on 2/6/13.

// 2012 (OAK/PHI/SF)

- Originally drafted in the 7th-round (230th overall) by the Oakland Raiders.
- Began the season on the Oak. practice squad before being released (9/12).
- Signed to Phi. practice squad (11/19).
- Signed to SF practice squad (1/8/13), where he remained for the rest of the season.

// COLLEGE

Played four years at Penn State and did not miss a game, playing in all 52 games from 2008-11. As a senior in 2011, Stupar played in 13 games (9 starts) and ranked third on the team with 80 tackles. Recorded 5 TFLs, 2.0 sacks, 5 PDs and 2 FRs. During his junior year in 2010, played in each game and made 7 starts. Finished 3rd on the team with 73 tackles, 6 TFLs and 2.0 sacks. Added 1 INT, 1 FF and 4 PDs. Led Penn State with 10 tackles vs. Indiana and also reached double-digit tackles vs. Michigan State and added a FF. Named Academic All-Big for the third time. In 2009 during his sophomore year, recorded 31 tackles and his first career INT. Played in every game as a freshman and tallied 21 tackles while blocking 2 punts on special teams.

// PERSONAL

- Attended State College Area (State College, PA) HS
- In high school, rated among the nation's top 10 DE/OLB prospects in 2006. Named Pennsylvania Defensive Player of the Year and the Mid-Penn Defensive MVP as a senior. Selected First-Team Associated Press All-State as a junior and senior. Made 60 tackles with 8.0 sacks as a senior. Added 91 career receipts. as a TE and WR. Had 39 catches for 624 yds. and 8 TDs as a senior.
- A Big-33 selection in 2007, led team to 2006 Pennsylvania Class AAAA state semifinals.
- Was a two-year starter in both basketball and lacrosse.
- Stupar's brother, Jonathan, played in 30 NFL games from 2009-10 with the Buffalo Bills. His uncle, Jeff Hostetler, played QB for the New York Giants, Oakland/Los Angeles Raiders and Washington Redskins, helping lead the Giants to a 20-19 victory over the Buffalo Bills in Super Bowl XXV in 1990.
- Volunteered with the Biletnikoff Golf Tournament for Take a Stand during June 2012.
- Majored in film and video.
- Born Stephen Nathan Stupar (3/14/88) in State College, PA.
- Married to Marissa.



WILL TUKUAFU

48

FULLBACK/DEFENSIVE TACKLE
H: 6-4 W: 293
**BORN 1.3.84 // SALT LAKE CITY, UT // EAST HS, SALT LAKE CITY, UT
OREGON // 3RD YEAR // ACQUIRED FA IN '10**

Will Tukuafu's versatility to play both DT and FB has proven to be a valuable asset to the team as he recorded a career-high 13 tackles in 2012, and appeared in short-yardage and goal line situations on offense. He was signed by the 49ers in August of 2010 as an undrafted free agent and spent a majority of his rookie campaign on the 49ers practice squad, before being promoted to the active roster that December. Tukuafu was the co-recipient of the team's Thomas Herrion Memorial Award in 2010, which is presented to a rookie or first-year player who best represents the dream of Thomas Herrion and makes the most of their opportunities.

- Will was the co-recipient (with RB Anthony Dixon) of the 2010 Thomas Herrion Award. The award is presented annually to a rookie or first-year player who has taken advantage of every opportunity, turned it into a positive and made their dream come true like Thomas Herrion and is voted on by the coaches.
- Will takes great pride in his family and says if it wasn't for them, he wouldn't be where he is today. "My parents came here from Tonga in 1979 and worked as janitors to support our family. It's seeing the sacrifices that they made for us that motivates me to work hard and always give my best."

// GOLDMINE

- Off the football field, Will has a passion for construction. He has been active in the commercial construction industry since college and says that once his playing days are over, he'd like to have a more active role in it. He has completed several internships for a construction company and worked closely with an engineer and project manager to learn the inner workings of the business. He continues to stay in contact with them and plans to work with them during the offseason. He says one of the reasons that he enjoys construction so much is that he likes to see things built from the beginning to the end, and then being able to have a finished project to show for it.

TUKUAFU'S CAREER STATISTICS

YEAR	TEAM	GP	GS	TACKLES					INTERCEPTIONS					FUMBLES			
				TOT	SOL	AST	SACKS	YDS	INT	YDS	LG	TD	PD	FF	FR	YDS	
2010	SF	0	0	0	0	0	0.0	0.0	0	0	-	0	0	0	0	0	0
2011	SF	4	0	2	0	2	0.0	0.0	0	0	-	0	0	0	0	1	12
2012	SF	14	0	13	6	7	0.0	0.0	0	0	-	0	0	0	0	0	0
2013	SF																
TOTALS		18	0	15	6	9	0.0	0.0	0	0	-	0	0	0	0	1	12

PLAYOFFS

YEAR	TEAM	GP	GS	TACKLES					INTERCEPTIONS					FUMBLES			
				TOT	SOL	AST	SACKS	YDS	INT	YDS	LG	TD	PD	FF	FR	YDS	
2011	SF	-	-	-	-	-	-	-	-	-	-	-	-	-	-	-	-
2012	SF	3	0	0	0	0	0.0	0.0	0	0	-	0	0	0	0	0	0
TOTALS		3	0	0	0	0	0.0	0.0	0	0	-	0	0	0	0	0	12

Milestones:

NFL Debut: vs. Sea. (9/11/11); **First FR:** vs. Sea. (9/11/11 – QB Tarvaris Jackson)

TUKUAFU'S CAREER HIGHS

Total Tackles: 3 (2 times) Last at NE (12/16/12)

Assists: 2 (2 times) Last at Min. (9/23/12)

Solo: 2 at NE (12/16/12)

// TRANSACTIONS

Originally signed as an undrafted rookie free agent by Sea. on 6/8/10...Released by Sea. on 6/22/10...Signed by SF on 8/12/10... Released by SF on 9/3/10...Signed to SF practice squad on 9/5/10...Promoted to active roster on 12/18/10...Placed in Injured Reserve on 10/4/11 (wrist).

// AWARDS & HONORS

2010: Thomas Herrion Award (Co-recipient with RB Anthony Dixon)

// 2012

- Played in 14 games, being on the field on all three phases of offense, defense and special teams.
- Lined up at FB in short-yardage and goal line situations, and played on the D-Line, registering 13 tackles (6 solo, 7 assists).

// 2011

- Made NFL debut and recorded his first career FR on his first career play from scrimmage vs. Sea. (9/11). The takeaway led to a 49ers FG in the 2nd qtr.
- Left game at Phi. (10/2) with wrist injury.

// 2010

- Spent the first 15 weeks of the season on the practice squad, before being promoted to the active roster for the final 2 games. Inactive in the final 2 contests.

// COLLEGE

Played in 39 games (37 starts) for the Ducks, registering 131 tackles, 32.5 TFLs, 14.5 sacks, 4 FFs, 5 FRs and 4 PDs. As a senior, named second-team All-Pac 10 by the coaches. Also earned Oregon's Schaffeld Award (outstanding defensive lineman) and Gonyea Award (most inspirational player). Started all 13 games and notched 36 tackles, 6.5 TFLs, 2.5 sacks, FF and FR. In 2008, named honorable mention All-Pac 10 by the coaches, starting all 13 games and registering 59 tackles, 17.5 TFLs, 7.5 sacks, FF, FR and 2 PDs. As a sophomore, played in 13 games (11 starts) and recorded 36 tackles, 8.5 TFLs, 4.5 sacks, 2 FFs, 3 FRs and 2 PDs en route to earning the team's Casanova Award (top newcomer) and being named honorable mention All-Pac 10 by the coaches. Prior to Oregon, starred at Scottsdale Community College, posting 56 tackles, 24 TFLs and 2 FRs in 2005. Earned All-Western States Football League honors and ranked among the top two junior college defensive linemen on the SuperPrep JUCO 100, also listed as the nation's seventh-best junior college prospect by Rivals.com.

// PERSONAL

- Attended East (Salt Lake City, UT) HS and earned all-region honors as a junior and senior.
- Also lettered in basketball.
- Initially signed a letter of intent to BYU before going on a two-year LDS mission.
- Married to his wife, Krystal.
- One of 16 children, Will has 10 brothers and 5 sisters.
- Born William T. Tukuafu (1/3/84) in Salt Lake City, UT.
- Majored in political science.

// INJURY REPORT

2011: Placed on Injured Reserve (wrist) on 10/4.

2012: Inactive at NO (11/25) with wrist injury and vs. Arz. (12/30) due to a neck injury.

TUKUAFU'S GAME-BY-GAME

2010													
Date	Opp	W/L	P/S	Tot	Sol	Ast	Sk	Yds	Int	Yds	PD	FF	FR Yds
Sep 12	at Sea	L	-										
Sep 20	NO	L	-										
Sep 26	at KC	L	-										
Oct 3	at Atl	L	-										
Oct 10	Phi	L	-										
Oct 17	Oak	W	-										
Oct 24	at Car	L	-										
Oct 31	Den	W	-										
Nov 14	StL	W	-										
Nov 21	TB	L	-										
Nov 29	at Arz	W	-										
Dec 5	at GB	L	-										
Dec 12	Sea	W	-										
Dec 16	at SD	L	-										
SIGNED TO THE ACTIVE ROSTER ON 12/18													
Dec 26	at StL	L	-										
Jan 2	Arz	W	-										
TOTALS			0/0	0	0	0	0	0.0	0	0	0	0	0

2011													
Date	Opp	W/L	P/S	Tot	Sol	Ast	Sk	Yds	Int	Yds	PD	FF	FR Yds
Sep 11	Sea	W	1/0	2	0	2	0.0	0.0	0	0	0	0	1 12
Sep 18	Dal	L	1/0	0	0	0	0.0	0.0	0	0	0	0	0 0
Sep 25	at Cin	W	1/0	0	0	0	0.0	0.0	0	0	0	0	0 0
Oct 2	at Phi	W	1/0	0	0	0	0.0	0.0	0	0	0	0	0 0
PLACED ON INJURED RESERVE ON 10/4 (WRIST)													
TOTALS			4/0	2	0	2	0.0	0.0	0	0	0	0	1 12

2012													
Date	Opp	W/L	P/S	Tot	Sol	Ast	Sk	Yds	Int	Yds	PD	FF	FR Yds
Sep 9	at GB	W	1/0	0	0	0	0.0	0.0	0	0	0	0	0 0
Sep 16	Det	W	1/0	0	0	0	0.0	0.0	0	0	0	0	0 0
Sep 23	at Min	L	1/0	3	1	2	0.0	0.0	0	0	0	0	0 0
Sep 30	at NYJ	W	1/0	0	0	0	0.0	0.0	0	0	0	0	0 0
Oct 7	Buf	W	1/0	2	1	1	0.0	0.0	0	0	0	0	0 0
Oct 14	NYG	L	1/0	0	0	0	0.0	0.0	0	0	0	0	0 0
Oct 18	Sea	W	1/0	1	0	1	0.0	0.0	0	0	0	0	0 0
Oct 29	at Arz	W	1/0	0	0	0	0.0	0.0	0	0	0	0	0 0
Nov 11	StL	T	1/0	0	0	0	0.0	0.0	0	0	0	0	0 0
Nov 19	Chi	W	1/0	1	0	1	0.0	0.0	0	0	0	0	0 0
Nov 25	at NO	W	-				INACTIVE (Wrist)						
Dec 2	at StL	L	1/0	1	1	0	0.0	0.0	0	0	0	0	0 0
Dec 9	Mia	W	1/0	1	1	0	0.0	0.0	0	0	0	0	0 0
Dec 16	at NE	W	1/0	3	2	1	0.0	0.0	0	0	0	0	0 0
Dec 23	at Sea	L	1/0	1	0	1	0.0	0.0	0	0	0	0	0 0
Dec 30	Arz	W	-				INACTIVE (Neck)						
TOTALS			14/0	13	6	7	0.0	0.0	0	0	0	0	0 0

2012 Postseason													
Date	Opp	W/L	P/S	Tot	Sol	Ast	Sk	Yds	Int	Yds	PD	FF	FR Yds
Jan 12	GB	W	1/0	0	0	0	0.0	0.0	0	0	0	0	0 0
Jan 20	at Atl	W	1/0	0	0	0	0.0	0.0	0	0	0	0	0 0
Feb 3	Bal	L	1/0	0	0	0	0.0	0.0	0	0	0	0	0 0
TOTALS			3/0	0	0	0	0.0	0.0	0	0	0	0	0 0



BUBBA VENTRONE

41

SAFETY
H: 5-10 W: 200
**BORN 10.21.82 // PITTSBURGH, PA // CHARTIERS VALLEY, BRIDGEVILLE, PA
VILLANOVA // 8TH YEAR // ACQUIRED FA IN '13**

Bubba Ventrone joined the 49ers in June of 2013, and brings with him solid special teams resume. He has played in 73 career games with the New England Patriots and Cleveland Browns, registering 50 career tackles on defense and 39 special teams stops. He originally entered the league in 2005 as an undrafted free agent with New England, and went on to spend time on the Patriots and New York Jets practice squads. Ventrone made his NFL debut with New England in 2007, and remained with the team until being released in September of 2009. He spent the last four seasons in Cleveland after signing with the team in 2009. Ventrone is reunited with 49ers special teams coordinator/assistant head coach Brad Seely, who coached the special teams in both Cleveland and New England.

// GOLDMINE

- As a baby, Ventrone was given the nickname "Bubba" by his father, who called him 'Big Head Bubba'. He goes by Bubba, except with his mother, wife and sister who refer to him by his given name, Raymond.

VENTRONE'S CAREER STATISTICS

YEAR	TEAM	GP	GS	TACKLES					YDS	INT	INTERCEPTIONS			PD	FUMBLES		
				TOT	SOL	AST	SACKS	YDS			YDS	LG	TD		FF	FR	YDS
2006	NE	-	-	-	-	-	-	-	-	-	-	-	-	-	-	-	-
2007	NYJ/NE	2	0	0	0	0	0.0	0.0	0	0	-	0	0	0	0	0	0
2008	NE	15	0	0	0	0	0.0	0.0	0	0	-	0	0	0	0	0	0
2009	CLE	14	0	3	3	0	0.0	0.0	0	0	-	0	0	0	0	0	0
2010	CLE	16	0	10	9	1	0.0	0.0	0	0	-	0	0	1	0	0	0
2011	CLE	14	0	0	0	0	0.0	0.0	0	0	-	0	0	0	0	0	0
2012	CLE	12	0	0	0	0	0.0	0.0	0	0	-	0	0	0	0	0	0
2013	SF																
TOTALS		73	0	10	9	1	0.0	0.0	0	0	-	0	0	1	0	0	0

PLAYOFFS

YEAR	TEAM	GP	GS	TACKLES					YDS	INT	INTERCEPTIONS			PD	FUMBLES		
				TOT	SOL	AST	SACKS	YDS			YDS	LG	TD		FF	FR	YDS
2007	NE	2	0	0	0	0	0.0	0.0	0	0	-	0	0	0	0	0	0
TOTALS		2	0	0	0	0	0.0	0.0	0	0	-	0	0	0	0	0	0

Additional Statistics:
Special Teams Tackles – 37: 2008 (6), 2009 (12), 2010 (9), 2011 (3), 2012 (7)

Special Teams Fumble Recoveries – 1: 2010 (1)

Kick Returns – 4: 2010 (4)

Rushes – 1: 2012 (1)

Rushing Yards – 35: 2012 (35)

Milestones:
NFL Debut: at Ind. (11/4/07); **First FF:** at Jax. (11/21/10 – QB David Garrard); **First FR:** vs. NE (11/7/10 – RB Sammy Morris)

VENTRONE'S CAREER HIGHS
Total Tackles: 3 (2 times) Last at Jax. (11/21/10)

Solo: 3 (2 times) at Jax. (11/21/10)

Assists: 1 vs. Pit. (1/2/11)

Forced Fumbles: 1 at Jax. (11/21/10)

Fumble Recoveries: 1 vs. NE (11/7/10)

// TRANSACTIONS

Originally signed by NE as an undrafted FA on 4/28/05...Waived by NE on 9/3/05...Signed by NE to the practice squad on 9/4/05...Waived by NE on 9/7/05...Signed by NE to the practice squad on 9/9/05...Signed by NE to the active roster on 1/30/06...Waived by NE on 2/13/07...Signed by NYJ on 2/21/07...Waived by NYJ on 9/2/07...Signed by NYJ to the practice squad on 9/4/07...Waived by NYJ on 9/12/07...Signed by NE to the practice squad on 9/19/07...Signed by NYJ to the active roster on 11/3/07...Waived by NE on 11/7/07...Signed by NE to the practice squad on 11/9/07...Signed by NE to the active roster on 12/22/07...Waived by NE on 9/5/09...Signed by Cle. on 9/19/09...Re-signed three-year contract with Cle. on 3/5/10...Signed two-year contract with SF on 6/3/13.

// 2012 (CLEVELAND)

- Appeared in 12 games and notched 7 special teams tackles.
- Had his first NFL carry, rushing for 35 yds. at Pit. (12/30).

// 2011 (CLEVELAND)

- Appeared in 14 games, registering 3 special teams tackles.

// 2010 (CLEVELAND)

- Played in all 16 regular season contests, registering 10 tackles, 1 FF and 1 FR on defense while also contributing 9 tackles and 1 FR on special teams.
- Named third alternate as a special teamer for the Pro Bowl by leading a kickoff coverage unit that ranked 1st in the NFL in by allowing an average of only 17.8 yds. per return. He was also a member of the Browns punt coverage team that allowed an avg. of 7.1 yds. per return, ranking 5th-best in the NFL.
- Recorded a FR on kickoff coverage vs. NE (11/7) at the Patriots' 19, leading to a TD two plays later.
- Tied his career-high with 3 tackles on defense at Jax. (11/21) and also added his first career FF, jarring the ball loose from QB David Garrard.
- Returned 4 kickoffs for 47 yds. in the regular season finale vs. Pit. (1/2/11).

// 2009 (CLEVELAND)

- Appeared in 14 games, recording 3 tackles and ranked third on the team with 12 special teams tackles.
- Was a key contributor on both the kickoff return and kickoff coverage units, helping the Browns to an NFL-best avg. starting position of 31.4 and limiting the opponents returns to a league-best avg. of 18.9.
- Notched his first three NFL tackles on the defensive side of the ball in the regular season finale vs. Jax. (1/3/10).

// 2008 (NEW ENGLAND)

- Played in the first 15 games of the regular season, recording 6 special teams tackles.
- Besides playing on special teams, Ventrone also saw limited action at WR.

// 2007 (NEW YORK JETS/NEW ENGLAND)

- Played in 2 regular season games and 2 playoff contests.
- Made NFL debut at Ind. (11/4).
- Recorded his first special teams tackle vs. NYG (2/3) in Super Bowl XLII.

// 2006 (NEW ENGLAND)

- Placed on Injured Reserve (8/30) and missed the entire season.

// 2005 (NEW ENGLAND)

- Spent 15 weeks on the Patriots' practice squad.

// COLLEGE

Appeared in 35 games at Villanova University, earning first-team All-Atlantic 10 honors as well as being named to the Atlantic 10 All-Academic Team his junior year. He finished his wildcat career with 251 tackles, 2.0 sacks, 5 FFs, 4 FRs and 11 PDs. As a junior, he started all 11 games recording 93 tackles, 1.0 sack, 7 TFLs, 2 FFs, 2 FRs and 4 PDs. His sophomore season, he finished second on the team with 102 tackles to go along with 10 TFLs, 2 FFs, 2 FRs and 5 PDs. As a freshman, he registered 25 tackles, 1 INT and 1 PD.

// PERSONAL

- A three-time all-conference performer at Chartiers Valley (Bridgeville, PA) HS.
- Also set three HS records in track and field: long jump (22'6"), triple jump (45'1") and 100M (10.8).
- He and his wife, Katie, have two daughters, Ava and Ella.
- Born Raymond Ventrone (10/21/82) in Pittsburgh, PA.

// INJURY REPORT

- 2006: Placed on the injured reserve list on 8/30 and missed the entire season.
- 2008: Inactive at Buf. (12/28) with a jaw injury.
- 2009: Missed the final regular season game at KC (12/20) with a finger injury.
- 2011: Was inactive for two consecutive games with a hamstring injury [at SF (10/30) and at Hou. (11/6)].
- 2012: Was inactive at Cin. with a hand injury and later missed three consecutive games with a calf injury [at Dal. (11/18), vs. Pit. (11/25) and at Oak. (12/2)].



DONTE WHITNER

31

SAFETY
H: 5-10 W: 208
**BORN 7.24.85 // CLEVELAND, OH // GLENVILLE HS, CLEVELAND, OH
OHIO STATE // 8TH YEAR // ACQUIRED FA IN '11**

Donte Whitner's athletic career almost ended before it even had a chance to start. When he was just 6 years old, he was hit by a car while chasing a ball into the street. With multiple fractures in both legs, doctors told his mother that he would never be able to walk normal again. Donte has used that story as motivation throughout his life to prove the doubters wrong. A first-time Pro Bowler in 2012, he recorded a career-high 119 tackles and 2 forced fumbles, while also scoring on a 42-yard interception return in New Orleans. In 2011, Whitner's first with the 49ers, he won the Garry Niver Award, which is given to the player who displays the most professionalism and cooperation in dealing with media. He was originally selected 8th overall in the 2006 NFL Draft by Buffalo and went on to help the Bills finish in the top 10 in pass defense in three of his five years (7th in '06, 2nd in '09, 3rd in '10) with the team.



// GOLDMINE

- Watching Donte sprint from sideline to sideline on Sundays makes it hard to believe there were doubts about whether he would be able to walk again after suffering a near fatal accident as a youth. At the age of 6, Donte was run over by a car after darting into the middle of the street to chase a ball. For the next three months, Donte's mother, Deborah, carted her son around their Cleveland neighborhood in a wagon. Donte, who suffered multiple fractures to both legs, was forced to wear a body cast and doctors cautioned Deborah that her son might never walk normally again.

WHITNER'S CAREER STATISTICS

YEAR	TEAM	GP	GS	TACKLES					INTERCEPTIONS					FUMBLES		
				TOT	SOLO	AST	SACKS	YDS	INT	YDS	LG	TD	PD	FF	FR	YDS
2006	BUF	15	14	107	85	22	0.0	0.0	1	10	10	0	5	0	0	0
2007	BUF	15	15	102	72	30	0.0	0.0	1	29	29	0	1	1	0	0
2008	BUF	13	13	63	51	12	1.0	13.0	0	0	—	0	1	1	0	0
2009	BUF	10	8	57	42	15	0.0	0.0	2	104	76t	1	5	0	0	0
2010	BUF	16	16	140	96	44	0.5	2.0	1	37	37	0	7	1	1	0
2011	SF	15	15	91	63	28	0.0	0.0	2	48	48	0	10	1	3	0
2012	SF	16	16	119	74	45	0.0	0.0	1	42	42t	1	5	2	1	0
2013	SF															
TOTALS		100	97	679	483	196	1.5	15.0	8	270	76t	2	34	6	5	0

PLAYOFFS

YEAR	TEAM	GP	GS	TACKLES					INTERCEPTIONS					FUMBLES		
				TOT	SOLO	AST	SACKS	YDS	INT	YDS	LG	TD	PD	FF	FR	YDS
2011	SF	2	2	18	8	10	0.0	0.0	0	0	—	0	0	1	0	0
2012	SF	3	3	19	10	9	0.0	0.0	0	0	—	0	0	0	0	0
TOTALS		5	5	37	18	19	0.0	0.0	0	0	—	0	0	1	0	0

Additional Statistics:

Special Teams Tackles – 1: 2010 (1)

Milestones:

NFL Debut: at NE (9/10/06); **First Start:** at Mia. (9/17/06); **50th Start:** at Atl. (12/27/09); **100th Game:** vs. Arz. (12/30/12) ; **First Sack:** at StL. (9/28/08 – QB Trent Green); **First INT:** at NE (9/10/06 – QB Tom Brady); **First FF:** vs. NE (11/18/07 – RB Kevin Faulk); **First INT Returned for a TD:** vs. TB. (9/20/09) – QB Byron Leftwich; **First FR:** vs. Jax. (10/10/10) – QB David Garrard)

WHITNER'S CAREER HIGHS

Total Tackles: 18 vs. Pit. (11/28/10)

Solo: 12 vs. Ten. (12/24/06)

Assists: 10 vs. Pit. (11/28/10)

Sacks: 1.0 at StL (9/28/08)

Interceptions: 1 (8 times) Last at NO (11/25/12)

Interception Yards: 76 vs. TB (9/20/09)

Passes Defensed: 3 vs. Det. (11/14/10)

Forced Fumbles: Regular Season – 1 (6 times) Last at NE (12/16/12);
Postseason – 1 vs. NO (1/14/12)

Fumble Recoveries: 1 (5 times) Last vs. Arz. (12/30/12)

// TRANSACTIONS

Originally a 1st-round (8th overall) draft choice by Buf. in the 2006 NFL Draft...Signed as an unrestricted free agent by SF on 8/6/11.

// AWARDS & HONORS

2006: Defensive Rookie of the Month (September), PFW/PFWA All-Rookie Team

2011: Garry Niver Award, *USA Today* All-Joe Team

2012: NFC Pro Bowl selection (Starter)

// 2012 (SAN FRANCISCO)

- Selected to his 1st Pro Bowl, making the NFC roster as a starter.
- Recorded a FF at Min. (9/23) against RB Toby Gerhart in 4th qtr.
- Recorded his 1st INT of the season at NO (11/25), returning it 42-yds. for a TD. It marked Whitner's 2nd career TD and 1st since 9/20/09 vs. TB (as a member of the Buffalo Bills).
- Tallied his 2nd FF, knocking the ball loose from Patriots RB Stevan Ridley at NE (12/16). S Dashon Goldson recovered the loose ball and returned the fumble 66 yds. It led to RB Frank Gore scoring a TD on the ensuing play.
- In his 100th NFL game, Whitner recorded his first FR of the season vs. Arz. (12/30), scooping up a fumble by WR Michael Floyd which DT Ray McDonald forced. The takeaway led to a 26-yd. FG by K David Akers.

// 2011 (SAN FRANCISCO)

- Made 49ers debut vs. Sea. (9/11) and totaled 8 tackles and 1 PD.
- Notched his first INT as a Niner vs. Dal. (9/18), marking his sixth career INT.
- Recorded 7 tackles (6 solo), 1 QB pressure and 1 TFL at Det. (10/16) in a 25-19 come-from-behind victory.
- Posted a season-high 9 tackles and recovered LB Patrick Willis' FF, which led to a TD in their 19-11 win at Was. (11/6).
- Made 14 stops, most since 11/28/10 vs. Pit. (18 tackles), and 1 PD vs. NYG (11/28).
- Recorded his 2nd INT of the season and 7th of his career vs. Arz. (11/20). He returned the INT 48 yds., marking the 2nd longest return of his career (76 yds. for a TD – 9/20/09 vs. TB). Whitner also registered his 2nd FR of the season and tallied 2 PDs.
- Picked up his 3rd FR of the season at Sea. (12/24) after LB Larry Grant stripped the ball away from QB Tarvaris Jackson, stopping Seattle's potential go-ahead score late in the 4th qtr.
- On the Saints first drive of the game, Whitner forced a RB Pierre Thomas fumble on the 49ers 2-yd. line with a tone-setting, physical hit, which was recovered by LB Patrick Willis vs. NO (1/14).

// 2010 (BUFFALO)

- Totaled a career-high 140 tackles to go along with a then career-high 7 PDs.
- Led all defensive backs with 11 tackles, while recovering a fumble that led to a Bills TD vs. Jax. (10/10).
- Posted a career-high 18 tackles vs. Pit. (11/28).
- Recorded 1st INT of season at Min. (12/5), adding 7 tackles and 1 PD.

// 2009 (BUFFALO)

- Recorded a career-high 2 INTs (one returned for TD).
- Posted a 76-yd. INT return for a TD off QB Byron Leftwich vs. TB (9/20).

// 2008 (BUFFALO)

- Voted a team captain.
- Recorded 1st career sack at StL. (9/28) for a loss of 13 yds. as the takedown helped stall a Rams drive and lead to a missed FG attempt.
- Forced a fumble at Den. (12/21) that was recovered by the Bills to help set up a Buffalo FG.

// 2007 (BUFFALO)

- Was the only Bills defender to take every snap (999) through the first 15 games. Streak came to an end in Week 17 due to illness (flu).
- Recorded his first career FF on a Kevin Faulk pass recept. in the 2nd quarter vs. NE (11/18).
- Posted 2nd career INT vs. Mia. (12/9), with the turnover leading to a WR Lee Evans TD.

// 2006 (BUFFALO)

- Selected to PFW/PFWA All-Rookie Team
- Started 14 of 15 games played in his rookie campaign, finishing second on the team in tackles with 107, while posting 5 PDs and 1 INT.
- Named NFL Defensive Rookie of the Month (September).
- In his first professional game, recorded an INT during 4th quarter to give Buffalo a chance to win the game at NE (9/10).
- Made his 1st career start at SS at Mia. (9/17) and broke up a crucial two-point conversion in the 4th quarter.
- Led team with 14 tackles vs. Ten. (12/24).

// COLLEGE

Started 18 of 35 games for the Buckeyes, registering 164 tackles, 5.0 sacks, 13 TFLs, 9 PDs, 5 INTs, 2 FFs and 1 blocked punt returned for a TD. Earned First-Team All-Big Ten Conference honors as a junior in 2005 after starting every game at strong safety and totaling 73 tackles, 4.0 sacks, 9 TFLs, 6 PDs, 1 FF and 2 INTs (one returned for TD). Helped team rank 5th in the nation in total defense. (281.33 ypg.). Played in 10 games (6 starts) as a junior, sitting out contests after undergoing arthroscopic knee surgery.

// PERSONAL

- Attended Glenville (Cleveland, OH) HS, where he graduated several months early to attend Ohio State. Played in the U.S. Army All-America Bowl. Finished career with 13 touchdowns, seeing action on both offense and defense.
- Earned Honor Roll recognition as he excelled in the classroom.
- Has one son, Donte Jr., and a daughter, D'aira Denise.
- Born Donte Whitner (7/24/85) in Cleveland, OH.

// INJURY REPORT

2006: Inactive at NYJ (12/10) with a hamstring injury.

2007: Inactive at Phi. (12/30) with the flu.

2008: Inactive for three games [at NE (11/9), at KC (11/23) and vs. SF (11/30)] with a shoulder injury.

2009: Suffered a thumb injury vs. NO (9/27) and was inactive for two games [at Mia. (10/4) and vs. Cle. (10/11)].

Left the game with an ankle injury at NYJ (10/18) and was inactive the following two games [at Car. (10/25) and vs. Hou. (11/1)].

WHITNER'S GAME-BY-GAME

2006 (Buffalo)

Date	Opp	W/L	P/S	Tot	Sol	Ast	Sk	Yds	Int	Yds	PD	FF	FR	Yds
Sep 10	at NE	L	1/0	7	7	0	0.0	0.0	1	10	1	0	0	0
Sep 17	at Mia	W	1/1	7	5	2	0.0	0.0	0	0	0	0	0	0
Sep 24	NYJ	L	1/1	3	1	2	0.0	0.0	0	0	0	0	0	0
Oct 1	Min	W	1/1	6	5	1	0.0	0.0	0	0	1	0	0	0
Oct 8	at Chi	L	1/1	11	9	2	0.0	0.0	0	0	0	0	0	0
Oct 15	at Det	L	1/1	8	6	2	0.0	0.0	0	0	1	0	0	0
Oct 22	NE	L	1/1	7	5	2	0.0	0.0	0	0	0	0	0	0
Nov 5	GB	W	1/1	3	2	1	0.0	0.0	0	0	0	0	0	0
Nov 12	at Ind	L	1/1	4	2	2	0.0	0.0	0	0	0	0	0	0
Nov 19	at Hou	W	1/1	7	4	3	0.0	0.0	0	0	0	0	0	0
Nov 26	Jax	W	1/1	8	8	0	0.0	0.0	0	0	0	0	0	0
Dec 3	SD	L	1/1	7	6	1	0.0	0.0	0	0	1	0	0	0
Dec 10	at NYJ	W	–	INACTIVE (Hamstring)		–	–	–	–	–	–	–	–	–
Dec 17	Mia	W	1/1	3	2	1	0.0	0.0	0	0	0	0	0	0
Dec 24	Ten	L	1/1	14	12	2	0.0	0.0	0	0	0	0	0	0
Dec 31	at Bal	L	1/1	12	11	1	0.0	0.0	0	0	1	0	0	0
TOTALS			15/14	107	85	22	0.0	0.0	1	10	5	0	0	0

2008 (Buffalo)

Date	Opp	W/L	P/S	Tot	Sol	Ast	Sk	Yds	Int	Yds	PD	FF	FR	Yds
Sep 7	Sea	W	1/1	5	5	0	0.0	0.0	0	0	1	0	0	0
Sep 14	at Jax	W	1/1	6	6	0	0.0	0.0	0	0	0	0	0	0
Sep 21	Oak	W	1/1	5	4	1	0.0	0.0	0	0	0	0	0	0
Sep 28	at StL	W	1/1	4	4	0	1.0	13	0	0	0	0	0	0
Oct 5	at Arz	L	1/1	10	8	2	0.0	0.0	0	0	0	0	0	0
Oct 19	SD	W	1/1	1	1	0	0.0	0.0	0	0	0	0	0	0
Oct 26	at Mia	L	1/1	5	4	1	0.0	0.0	0	0	0	0	0	0
Nov 2	NYJ	L	1/1	3	2	1	0.0	0.0	0	0	0	0	0	0
Nov 9	at NE	L	–	INACTIVE (Shoulder)		–	–	–	–	–	–	–	–	–
Nov 17	Cle	L	1/1	3	2	1	0.0	0.0	0	0	0	0	0	0
Nov 23	at KC	W	–	INACTIVE (Shoulder)		–	–	–	–	–	–	–	–	–
Nov 30	SF	L	–	INACTIVE (Shoulder)		–	–	–	–	–	–	–	–	–
Dec 7	Mia	L	1/1	6	5	1	0.0	0.0	0	0	0	0	0	0
Dec 14	at NYJ	L	1/1	9	7	2	0.0	0.0	0	0	0	0	0	0
Dec 21	at Den	W	1/1	3	1	2	0.0	0.0	0	0	0	1	0	0
Dec 28	NE	L	1/1	3	2	1	0.0	0.0	0	0	0	0	0	0
TOTALS			13/13	63	51	12	1.0	13	0	0	1	1	0	0

2007 (Buffalo)

Date	Opp	W/L	P/S	Tot	Sol	Ast	Sk	Yds	Int	Yds	PD	FF	FR	Yds
Sep 9	Den	L	1/1	9	6	3	0.0	0.0	0	0	0	0	0	0
Sep 16	at Pit	L	1/1	8	7	1	0.0	0.0	0	0	0	0	0	0
Sep 23	at NE	L	1/1	11	5	6	0.0	0.0	0	0	0	0	0	0
Sep 30	NYJ	W	1/1	6	5	1	0.0	0.0	0	0	0	0	0	0
Oct 8	Dal	L	1/1	7	6	1	0.0	0.0	0	0	0	0	0	0
Oct 21	Bal	W	1/1	8	6	2	0.0	0.0	0	0	0	0	0	0
Oct 28	at NYJ	W	1/1	4	2	2	0.0	0.0	0	0	0	0	0	0
Nov 4	Cin	W	1/1	4	4	0	0.0	0.0	0	0	0	0	0	0
Nov 11	at Mia	W	1/1	7	5	2	0.0	0.0	0	0	0	0	0	0
Nov 18	NE	L	1/1	5	4	1	0.0	0.0	0	0	0	1	0	0
Nov 25	at Jax	L	1/1	6	3	3	0.0	0.0	0	0	0	0	0	0
Dec 2	at Was	W	1/1	6	4	2	0.0	0.0	0	0	0	0	0	0
Dec 9	Mia	W	1/1	6	4	2	0.0	0.0	1	29	1	0	0	0
Dec 16	at Cle	L	1/1	5	3	2	0.0	0.0	0	0	0	0	0	0
Dec 23	NYG	L	1/1	10	8	2	0.0	0.0	0	0	0	0	0	0
Dec 30	at Phi	L	–	INACTIVE (Illness)		–	–	–	–	–	–	–	–	–
TOTALS			15/15	102	72	30	0.0	0.0	1	29	1	1	0	0

2009 (Buffalo)

Date	Opp	W/L	P/S	Tot	Sol	Ast	Sk	Yds	Int	Yds	PD	FF	FR	Yds
Sep 14	at NE	L	1/1	10	6	4	0.0	0.0	0	0	0	0	0	0
Sep 20	TB	W	1/1	8	5	3	0.0	0.0	1	76	1	0	0	0
Sep 27	NO	W	1/1	5	3	2	0.0	0.0	0	0	1	0	0	0
Oct 4	at Mia	L	–	INACTIVE (Thumb)		–	–	–	–	–	–	–	–	–
Oct 11	Cle	L	–	INACTIVE (Thumb)		–	–	–	–	–	–	–	–	–
Oct 18	at NYJ	L	1/1	2	1	1	0.0	0.0	0	0	0	0	0	0
Oct 25	at Car	W	–	INACTIVE (Ankle)		–	–	–	–	–	–	–	–	–
Nov 1	Hou	L	–	INACTIVE (Ankle)		–	–	–	–	–	–	–	–	–
Nov 15	at Ten	L	–	DID NOT PLAY		–	–	–	–	–	–	–	–	–
Nov 22	at Jax	L	1/0	2	2	0	0.0	0.0	0	0	0	0	0	0
Nov 29	Mia	W	1/1	10	7	3	0.0	0.0	1	28	2	0	0	0
Dec 3	NYJ	L	1/1	6	5	1	0.0	0.0	0	0	1	0	0	0
Dec 13	at KC	L	1/1	3	2	1	0.0	0.0	0	0	0	0	0	0
Dec 20	NE	L	1/0	3	3	0	0.0	0.0	0	0	0	0	0	0
Dec 27	at Atl	W	1/1	8	8	0	0.0	0.0	0	0	0	0	0	0
Jan 3	Ind	W	–	DID NOT PLAY		–	–	–	–	–	–	–	–	–
TOTALS			10/8	57	42	15	0.0	0.0	2	104	5	0	0	0

WHITNER'S GAME-BY-GAME

2010 (Buffalo)

Date	Opp	W/L	P/S	Tot	Sol	Ast	Sk	Yds	Int	Yds	PD	FF	FR	Yds
Sep 12	Mia	L	1/1	9	4	5	0.0	0.0	0	0	0	0	0	0
Sep 19	at GB	L	1/1	3	1	2	0.0	0.0	0	0	0	0	0	0
Sep 26	at NE	L	1/1	10	7	3	0.0	0.0	0	0	0	0	0	0
Oct 3	NYJ	L	1/1	13	9	4	0.0	0.0	0	0	0	0	0	0
Oct 10	Jax	L	1/1	11	10	1	0.0	0.0	0	0	0	0	1	0
Oct 24	at Bal	L	1/1	8	7	1	0.0	0.0	0	0	1	0	0	0
Oct 31	at KC	L	1/1	11	7	4	0.0	0.0	0	0	0	0	0	0
Nov 7	Chi	L	1/1	8	7	1	0.0	0.0	0	0	0	0	0	0
Nov 14	Det	W	1/1	6	6	0	0.0	0.0	0	0	3	0	0	0
Nov 21	at Cin	W	1/1	7	4	3	0.0	0.0	0	0	1	0	0	0
Nov 28	Pit	L	1/1	18	8	10	0.0	0.0	0	0	0	0	0	0
Dec 5	at Min	L	1/1	7	5	2	0.0	0.0	1	37	1	0	0	0
Dec 12	Clev	W	1/1	5	2	3	0.0	0.0	0	0	0	1	0	0
Dec 19	at Mia	W	1/1	8	6	2	0.5	2.0	0	0	0	0	0	0
Dec 26	NE	L	1/1	12	9	3	0.0	0.0	0	0	1	0	0	0
Jan 2	at NYJ	L	1/1	4	4	0	0.0	0.0	0	0	0	0	0	0
TOTALS			16/16	140	96	44	0.5	2.0	1	37	7	1	1	0

2012 (San Francisco)

Date	Opp	W/L	P/S	Tot	Sol	Ast	Sk	Yds	Int	Yds	PD	FF	FR	Yds
Sep 9	at GB	W	1/1	10	5	5	0.0	0.0	0	0	1	0	0	0
Sep 16	Det	W	1/1	4	3	1	0.0	0.0	0	0	0	0	0	0
Sep 23	at Min	L	1/1	7	4	3	0.0	0.0	0	0	0	1	0	0
Sep 30	at NYJ	W	1/1	6	2	4	0.0	0.0	0	0	0	0	0	0
Oct 7	Buf	W	1/1	3	3	0	0.0	0.0	0	0	0	0	0	0
Oct 14	NYG	L	1/1	11	6	5	0.0	0.0	0	0	0	0	0	0
Oct 18	Sea	W	1/1	4	2	2	0.0	0.0	0	0	0	0	0	0
Oct 29	at Arz	W	1/1	9	7	2	0.0	0.0	0	0	0	0	0	0
Nov 11	StL	T	1/1	12	8	4	0.0	0.0	0	0	0	0	0	0
Nov 19	Chi	W	1/1	7	5	2	0.0	0.0	0	0	0	0	0	0
Nov 25	at NO	W	1/1	10	5	5	0.0	0.0	1	42	1	0	0	0
Dec 2	at StL	L	1/1	9	7	2	0.0	0.0	0	0	0	0	0	0
Dec 9	Mia	W	1/1	6	3	3	0.0	0.0	0	0	1	0	0	0
Dec 16	at NE	W	1/1	8	7	1	0.0	0.0	0	0	1	1	0	0
Dec 23	at Sea	L	1/1	6	4	2	0.0	0.0	0	0	1	0	0	0
Dec 30	Arz	W	1/1	7	3	4	0.0	0.0	0	0	0	0	1	0
TOTALS			16/16	119	74	45	0.0	0.0	1	42	5	2	1	0

2011 (San Francisco)

Date	Opp	W/L	P/S	Tot	Sol	Ast	Sk	Yds	Int	Yds	PD	FF	FR	Yds
Sep 11	Sea	W	1/1	8	6	2	0.0	0.0	0	0	1	0	0	0
Sep 18	Dal	L	1/1	7	4	3	0.0	0.0	1	0	3	0	0	0
Sep 25	at Cin	W	1/1	2	2	0	0.0	0.0	0	0	1	0	0	0
Oct 2	at Phi	W	-	-	-	-	-	-	-	-	-	-	-	-
Oct 9	TB	W	1/1	5	4	1	0.0	0.0	0	0	0	0	0	0
Oct 16	at Det	W	1/1	7	6	1	0.0	0.0	0	0	0	0	0	0
Oct 30	Cle	W	1/1	7	4	3	0.0	0.0	0	0	0	1	0	0
Nov 6	at Was	W	1/1	9	6	3	0.0	0.0	0	0	0	0	1	0
Nov 13	NYG	W	1/1	14	9	5	0.0	0.0	0	0	1	0	0	0
Nov 20	Arz	W	1/1	2	2	0	0.0	0.0	1	48	2	0	1	0
Nov 24	at Bal	L	1/1	6	5	1	0.0	0.0	0	0	0	0	0	0
Dec 4	StL	W	1/1	5	4	1	0.0	0.0	0	0	1	0	0	0
Dec 11	at Arz	L	1/1	6	4	2	0.0	0.0	0	0	1	0	0	0
Dec 19	Pit	W	1/1	3	2	1	0.0	0.0	0	0	0	0	0	0
Dec 24	at Sea	W	1/1	7	3	4	0.0	0.0	0	0	0	0	1	0
Jan 1	at StL	W	1/1	3	2	1	0.0	0.0	0	0	0	0	0	0
TOTALS			15/15	91	63	28	0.0	0.0	2	48	10	1	3	0

2012 Postseason (San Francisco)

Date	Opp	W/L	P/S	Tot	Sol	Ast	Sk	Yds	Int	Yds	PD	FF	FR	Yds
Jan 12	GB	W	1/1	5	2	3	0.0	0.0	0	0	0	0	0	0
Jan 20	at Atl	W	1/1	4	1	3	0.0	0.0	0	0	0	0	0	0
Feb 3	Bal	L	1/1	10	7	3	0.0	0.0	0	0	0	0	0	0
TOTALS			3/3	19	10	9	0.0	0.0	0	0	0	0	0	0

2011 Postseason (San Francisco)

Date	Opp	W/L	P/S	Tot	Sol	Ast	Sk	Yds	Int	Yds	PD	FF	FR	Yds
Jan 14	NO	W	1/1	10	6	4	0.0	0.0	0	0	0	1	0	0
Jan 22	NYG	L	1/1	8	2	6	0.0	0.0	0	0	0	0	0	0
TOTALS			2/2	18	8	10	0.0	0.0	0	0	0	1	0	0



MICHAEL WILHOITE

57

LINEBACKER

H: 6-0 W: 240

BORN 12.7.86 // TOPEKA, KS // HIGHLAND PARK HS, TOPEKA, KS
WASHBURN // 2ND YEAR // ACQUIRED FA IN '11

Michael Wilhoite began his professional football career with the Omaha Nighthawks of the UFL as an undrafted free agent in 2011. A short time later the 49ers added him to their practice squad in December of that year. Wilhoite attended training camp with the Niners in 2012, and later signed to the team's practice squad where he spent the first 11 games of the season. He was promoted to the 49ers active roster for the final five games of 2012 and all three postseason contests. Wilhoite was the recipient of the team's Thomas Herrion Memorial Award in 2012, which is presented to a rookie or first-year player who best represents the dream of Thomas Herrion and makes the most of their opportunities.

- Michael was the recipient of the 2012 Thomas Herrion Award. The award is presented annually to a rookie or first-year player who has taken advantage of every opportunity, turned it into a positive and made their dream come true like Thomas Herrion and is voted on by the coaches. After signing with the 49ers as an undrafted free agent from Washburn, Wilhoite made the 49ers practice squad and became a special teams captain after he was promoted to the team's active roster in December.

// GOLDMINE

- Wilhoite took an interesting road to the NFL that began at Division II Washburn University in Topeka, KS. With two redshirt years, one due to an injury, Wilhoite spent six years developing his skills as a safety. Despite playing in the Cactus Bowl, the Division II all-star game, he did not latch on with a NFL team following his final season, in 2010. He later signed with the nearby Omaha Knighthawks of the UFL. "I had never played linebacker in my life until I got to the UFL. I used that experience as a research project. There were former first round picks on the team that I could learn what the NFL was like. The coaches had all worked in the NFL, so I made sure to pay attention to them in case I ever got a shot."

WILHOITE'S CAREER STATISTICS

YEAR	TEAM	GP	GS	TACKLES					YDS	INTERCEPTIONS				FUMBLES			
				TOT	SOL	AST	SACKS	INT		YDS	LG	TD	PD	FF	FR	YDS	
2012	SF	5	0	0	0	0	0.0	0.0	0	0	-	0	0	0	0	0	0
2013	SF																
TOTALS		5	0	0	0	0	0.0	0.0	0	0	-	0	0	0	0	0	0

PLAYOFFS

YEAR	TEAM	GP	GS	TACKLES					YDS	INTERCEPTIONS				FUMBLES			
				TOT	SOL	AST	SACKS	INT		YDS	LG	TD	PD	FF	FR	YDS	
2012	SF	3	0	0	0	0	0.0	0.0	0	0	-	0	0	0	0	0	0
TOTALS		3	0	0	0	0	0.0	0.0	0	0	-	0	0	0	0	0	0

Additional Statistics:

Special Teams Tackles: Regular Season – 7: 2012 (7); Postseason – 3: 2012 (3)

Milestones:

NFL Debut: at StL (12/2/12)

// TRANSACTIONS

Signed as an undrafted free agent to SF practice squad on 12/14/11...Signed to SF Reserve/Future contract on 1/24/12...Released by SF on 8/31/12...Signed to SF practice squad on 9/1/12... Signed to SF active roster from practice squad on 11/30/12.

// AWARDS & HONORS

2012: Thomas Herrion Award

// 2012 (SAN FRANCISCO)

- Promoted to SF active roster on 11/30 after spending the first 12 weeks of the season on the SF practice squad.
- Made his NFL debut at StL (12/2) and tied the team lead with 2 special teams tackles.
- In just 5 games, recorded 7 special teams tackles, to rank 7th on the team.
- Tallied 4 special teams tackles in the postseason, tied for the team lead (TE Delanie Walker - 4).

// 2011 (SAN FRANCISCO)

- Spent the remainder of the season on the 49ers practice squad after signing on 12/14/11.

// 2011 UFL (OMAHA NIGHTHAWKS)

- Signed with the Nighthawks as an undrafted free agent and appeared in 4 games.

// COLLEGE

Wilhoite played in 44 games (35 starts) at Washburn University and recorded 211 tackles and 3 interceptions. A three-year captain (2008-10), Wilhoite was an honorable-mention all-conference pick in 2010. As a senior, he posted 81 tackles for the Ichabods after missing the 2009 season due to a stress fracture in his right shin. In 2008, he started 11 games recording 57 total tackles en route to honorable mention all-MIAA honors. Started all 12 games in 2007 and recorded 58 tackles, 3 INTs, 3 PDs, 2 FRs, and a FF. He became the first Ichabod to return an INT for a TD in a post-season game as he picked off a pass returning it 27 yds. against West Texas A&M. Played in 9 games after making the switch from free safety to outside linebacker in 2009, recording 6 stops. Sat out the season as a redshirt freshman in 2005.

// PERSONAL

- Graduated from Highland Park (KS) HS.
- Awarded Six-Second Competitor of the Year (2008) at Washburn for his strong work ethic.
- Wilhoite's early life growing up in a trailer park in Manhattan, KS, may sound tough to some, but not him, "It was actually really good. We weren't blessed with cash, but I had parents who loved and cared for me. I enjoyed life and was always outside playing football, basketball, baseball and swimming."
- Following his junior year in high school, Michael decided to move to Topeka to live with his grandparents, Shirley and Orville Buchheim, so that he could play basketball at highly rated Highland Park HS for head coach Ken Darding.
- A mass media major at Washburn, he would one day like to be a sports commentator. While in school completed an internship at WIBW radio where he did everything from pre- and post- production to occasionally participating on air.
- As a senior in college, helped coach a high school girls basketball team.
- Enjoys reading the Bible and non-fiction books.
- Had a paper route in the first grade.
- Worked at Red Lobster growing up. "I loved the job. I got to talk to people and I really wanted to make sure that their experience was really nice. They were spending good money, so I wanted to take care of them."
- While in high school, his baseball coach, Gwynn Riffel, gave him a part-time job handling landscaping at his home. To this day, Wilhoite leans on Riffel for life advice.
- Born Michael Wilhoite (12/7/86) in Topeka, KS.
- Majored in mass media with a minor in sociology.

WILHOITE'S GAME-BY-GAME

2012														
Date	Opp	W/L	P/S	Tot	Sol	Ast	Sk	Yds	Int	Yds	PD	FF	FR	Yds
Sep 9	at GB	W	-	PRACTICE SQUAD		-	-	-	-	-	-	-	-	-
Sep 16	Det	W	-	PRACTICE SQUAD		-	-	-	-	-	-	-	-	-
Sep 23	at Min	L	-	PRACTICE SQUAD		-	-	-	-	-	-	-	-	-
Sep 30	at NYJ	W	-	PRACTICE SQUAD		-	-	-	-	-	-	-	-	-
Oct 7	Buf	W	-	PRACTICE SQUAD		-	-	-	-	-	-	-	-	-
Oct 14	NYG	L	-	PRACTICE SQUAD		-	-	-	-	-	-	-	-	-
Oct 18	Sea	W	-	PRACTICE SQUAD		-	-	-	-	-	-	-	-	-
Oct 29	at Arz	W	-	PRACTICE SQUAD		-	-	-	-	-	-	-	-	-
Nov 11	StL	T	-	PRACTICE SQUAD		-	-	-	-	-	-	-	-	-
Nov 19	Chi	W	-	PRACTICE SQUAD		-	-	-	-	-	-	-	-	-
Nov 25	at NO	W	-	PRACTICE SQUAD		-	-	-	-	-	-	-	-	-
PROMOTED TO ACTIVE ROSTER ON 11/30														
Dec 2	at StL	L	1/0	0	0	0	0.0	0.0	0	0	0	0	0	0
Dec 9	Mia	W	1/0	0	0	0	0.0	0.0	0	0	0	0	0	0
Dec 16	at NE	W	1/0	0	0	0	0.0	0.0	0	0	0	0	0	0
Dec 23	at Sea	L	1/0	0	0	0	0.0	0.0	0	0	0	0	0	0
Dec 30	Arz	W	1/0	0	0	0	0.0	0.0	0	0	0	0	0	0
TOTALS			5/0	0	0	0	0.0	0.0	0	0	0	0	0	0

2012 Postseason

Date	Opp	W/L	P/S	Tot	Sol	Ast	Sk	Yds	Int	Yds	PD	FF	FR	Yds
Jan 12	GB	W	1/0	0	0	0	0.0	0.0	0	0	0	0	0	0
Jan 20	at Atl	W	1/0	0	0	0	0.0	0.0	0	0	0	0	0	0
Feb 3	Bal	L	1/0	0	0	0	0.0	0.0	0	0	0	0	0	0
TOTALS			3/0	0	0	0	0.0	0.0	0	0	0	0	0	0



IAN WILLIAMS

93

NOSE TACKLE
H: 6-1 W: 305
**BORN 8.31.89 // ALTAMONTE SPRINGS, FL // LYMAN HS, LONGWOOD, FL
NOTRE DAME // 3RD YEAR // ACQUIRED FA IN '11**

Ian Williams has continued to grow and develop since signing with the 49ers as an undrafted free agent out of Notre Dame, in 2011. Along with DT Demarcus Dobbs and QB Scott Tolzien, it marked the first time since 2001 that the 49ers had at least two undrafted free agents make the team. The team rewarded him with a two-year contract extension on March 7, 2013, keeping him in the red and gold through 2015. While at Notre Dame, former 49er Bryant Young coached Williams during his junior year. Ian still talks to Young regularly, seeking his advice.

- Ian values having relationships with people who have played in the league. Former 49er Bryant Young coached Ian during his junior year at Notre Dame. "Just to have him as a reference and to be able to talk to him about stuff is huge, especially since he was out here for so long. He's like a legend and is going to be a Hall of Famer. It's great to have somebody like that who you're able to talk to and just run things by him."

// GOLDMINE

- Ian learned that one of the most important things you have to learn when entering the NFL is time management, and attributes much of the early lessons he's learned to the older veteran players. "Just seeing the older players has helped me. You'd think once you've been in the League for a few years, guys start to relax, but that's not the case here, especially with Justin Smith. Those are the guys who I'm around every day, Justin and Ray McDonald. Those guys are going hard every single day. They're coming in and doing extra stuff all the time."

WILLIAMS' CAREER STATISTICS

YEAR	TEAM	GP	GS	TACKLES					INTERCEPTIONS					FUMBLES			
				TOT	SOL	AST	SACKS	YDS	INT	YDS	LG	TD	PD	FF	FR	YDS	
2011	SF	1	0	1	0	1	0.0	0.0	0	0	-	0	0	0	0	0	0
2012	SF	3	0	6	3	3	0.0	0.0	0	0	-	0	0	0	0	0	0
2013	SF																
TOTALS		4	0	7	3	4	0.0	0.0	0	0	-	0	0	0	0	0	0

PLAYOFFS

YEAR	TEAM	GP	GS	TACKLES					INTERCEPTIONS					FUMBLES			
				TOT	SOL	AST	SACKS	YDS	INT	YDS	LG	TD	PD	FF	FR	YDS	
2011	SF	0	0	0	0	0	0.0	0.0	0	0	-	0	0	0	0	0	0
2012	SF	0	0	0	0	0	0.0	0.0	0	0	-	0	0	0	0	0	0
TOTALS		0	0	0	0	0	0.0	0.0	0	0	-	0	0	0	0	0	0

Milestones:

NFL Debut: vs. TB (10/9/12)

WILLIAMS' CAREER HIGHS

Total Tackles: 4 vs. Arz. (12/30/12)

Assists: 2 at Sea. (12/23/12)

Solo: 3 vs. Arz. (12/30/12)

// TRANSACTIONS

Originally signed as an undrafted free agent with SF on 7/27/11...
Signed a two-year contract extension with SF on 3/11/13.

// 2012

- Appeared in 3 games and tallied 6 tackles.

// 2011

- Made his NFL debut vs. TB (10/9) and recorded 1 tackle.

// COLLEGE

Played in 45 games (25 starts) for the Irish, registering 161 tackles, 1.5 sacks, 2 INTs, 13 TFLs and 3 PDs. As a senior, started all 8 games he appeared in, notching 37 tackles, 1.5 sacks, 1 INT, 3.5 TFLs and 1 PD. In 2009, played in 12 games (8 starts) and recorded 39 tackles, INT, 6 TFLs and 1 PD. Played in 13 games (7 starts) as a sophomore and tallied 40 tackles, 2 TFLs and 1 PD. In 2007, named second-team Freshman All-American by The NFL Draft Report after registering 45 tackles and 1.5 TFLs in 12 games (2 starts).

// PERSONAL

- Attended Lyman HS in Longwood, FL, and was named first-team all-state as an offensive lineman by the Florida Sports Writers Association.
- Also named First-Team All-Central Florida as a defensive lineman by *The Orlando Sentinel*.
- Born Ian Williams (8/31/89) in Altamonte Springs, FL.
- Enrolled in College of Arts and Letters and majored in film, television and theatre.

WILLIAMS' GAME-BY-GAME

2011														
Date	Opp	W/L	P/S	Tot	Sol	Ast	Sk	Yds	Int	Yds	PD	FF	FR	Yds
Sep 11	Sea	W	-	-	INACTIVE	-	-	-	-	-	-	-	-	-
Sep 18	Dal	L	-	-	INACTIVE	-	-	-	-	-	-	-	-	-
Sep 25	at Cin	W	-	-	INACTIVE	-	-	-	-	-	-	-	-	-
Oct 2	at Phi	W	-	-	INACTIVE	-	-	-	-	-	-	-	-	-
Oct 9	TB	W	1/0	1	0	1	0.0	0.0	0	0	0	0	0	0
Oct 16	at Det	W	-	-	INACTIVE	-	-	-	-	-	-	-	-	-
Oct 30	Cle	W	-	-	INACTIVE	-	-	-	-	-	-	-	-	-
Nov 6	at Was	W	-	-	DID NOT PLAY	-	-	-	-	-	-	-	-	-
Nov 13	NYG	W	-	-	INACTIVE	-	-	-	-	-	-	-	-	-
Nov 20	Arz	W	-	-	INACTIVE	-	-	-	-	-	-	-	-	-
Nov 24	at Bal	L	-	-	INACTIVE	-	-	-	-	-	-	-	-	-
Dec 4	StL	W	-	-	INACTIVE	-	-	-	-	-	-	-	-	-
Dec 11	at Arz	L	-	-	INACTIVE	-	-	-	-	-	-	-	-	-
Dec 19	Pit	W	-	-	INACTIVE	-	-	-	-	-	-	-	-	-
Dec 24	at Sea	W	-	-	INACTIVE	-	-	-	-	-	-	-	-	-
Jan 1	at StL	W	-	-	INACTIVE	-	-	-	-	-	-	-	-	-
TOTALS			1/0	1	0	1	0.0	0.0	0	0	0	0	0	0

2011 Postseason														
Date	Opp	W/L	P/S	Tot	Sol	Ast	Sk	Yds	Int	Yds	PD	FF	FR	Yds
Jan 14	NO	W	-	-	INACTIVE	-	-	-	-	-	-	-	-	-
Jan 22	NYG	L	-	-	INACTIVE	-	-	-	-	-	-	-	-	-
TOTALS			0/0	0	0	0	0.0	0.0	0	0	0	0	0	0

2012														
Date	Opp	W/L	P/S	Tot	Sol	Ast	Sk	Yds	Int	Yds	PD	FF	FR	Yds
Sep 9	at GB	W	-	-	INACTIVE	-	-	-	-	-	-	-	-	-
Sep 16	Det	W	-	-	INACTIVE	-	-	-	-	-	-	-	-	-
Sep 23	at Min	L	-	-	INACTIVE	-	-	-	-	-	-	-	-	-
Sep 30	at NYJ	W	1/0	0	0	0	0.0	0.0	0	0	0	0	0	0
Oct 7	Buf	W	-	-	INACTIVE	-	-	-	-	-	-	-	-	-
Oct 14	NYG	L	-	-	INACTIVE	-	-	-	-	-	-	-	-	-
Oct 18	Sea	W	-	-	INACTIVE	-	-	-	-	-	-	-	-	-
Oct 29	at Arz	W	-	-	INACTIVE	-	-	-	-	-	-	-	-	-
Nov 11	StL	T	-	-	INACTIVE	-	-	-	-	-	-	-	-	-
Nov 19	Chi	W	-	-	INACTIVE	-	-	-	-	-	-	-	-	-
Nov 25	at NO	W	-	-	INACTIVE	-	-	-	-	-	-	-	-	-
Dec 2	at StL	L	-	-	INACTIVE	-	-	-	-	-	-	-	-	-
Dec 9	Mia	W	-	-	INACTIVE	-	-	-	-	-	-	-	-	-
Dec 16	at NE	W	-	-	INACTIVE	-	-	-	-	-	-	-	-	-
Dec 23	at Sea	L	1/0	2	0	2	0.0	0.0	0	0	0	0	0	0
Dec 30	Arz	W	1/0	4	3	1	0.0	0.0	0	0	0	0	0	0
TOTALS			3/0	6	3	3	0	0	0	0	0	0	0	0

2012 Postseason														
Date	Opp	W/L	P/S	Tot	Sol	Ast	Sk	Yds	Int	Yds	PD	FF	FR	Yds
Jan 12	GB	W	-	-	INACTIVE	-	-	-	-	-	-	-	-	-
Jan 20	at Atl	W	-	-	INACTIVE	-	-	-	-	-	-	-	-	-
Feb 3	Bal	L	-	-	INACTIVE	-	-	-	-	-	-	-	-	-
TOTALS			0/0	0	0	0	0.0	0.0	0	0	0	0	0	0



KYLE WILLIAMS

10

WIDE RECEIVER

H: 5-10 W: 186

BORN 7.19.88 // SAN JOSE, CA // CHAPARRAL HS, SCOTTSDALE, AZ
ARIZONA STATE // 4TH YEAR // ACQUIRED D-6C IN '10

Kyle Williams aims to return to form as a knee injury cut short his 2012 season. Prior to being placed on IR, Williams had recorded 353 kickoff return yards (27.2 avg.) and caught 14 passes for 212 yards and 1 TD in the first 11 games of the season. In 2011, he made his first-career start at Sea. (12/24) and finished the season with 3 touchdowns and 241 yards receiving on 20 catches. Williams is no stranger to professional sports as his father, Ken, is the general manger of the Chicago White Sox.

// GOLDMINE

- Kyle's father, Kenny, is a former major league outfielder and currently the executive vice president of the Chicago White Sox. He became the White Sox's general manager in 2000 and helped the team win the 2005 World Series. It was the first World Series championship in Chicago since 1917. "It's been a great opportunity and an advantage to be around some pros and the best guys in the league growing up," said Kyle. It was an opportunity Kyle learned that very few other children get the chance to see. He saw firsthand what it took to be a professional athlete and believes that experience will help him in his current career.
- Kyle was selected in the 47th round of the 2006 MLB Draft by the Chicago White Sox out of high school.
- Williams became a dangerous weapon for the 49ers both on offense and special teams, in 2012, before suffering a season-ending knee injury in Week 12 against the New Orleans Saints. He was selected, by his teammates, as the 49ers recipient of the Ed Block Courage Award, named after the former head athletic trainer of the Baltimore Colts of 23 years. The award is given annually to a player from each NFL team that exemplifies a commitment to sportsmanship and courage. Block was a pioneer in his profession and a respected humanitarian whose most passionate cause was helping children of abuse.

WILLIAMS' CAREER STATISTICS

YEAR	TEAM	GP	GS	NO	RECEIVING				ATT	RUSHING			
					YDS	AVG	LG	TD		YDS	AVG	LG	TD
2010	SF	5	0	1	8	8.0	8	0	0	0	—	—	0
2011	SF	13	1	20	241	12.1	56t	3	2	32	16.0	25	0
2012	SF	11	3	14	212	15.1	57	1	4	21	5.3	9	0
2013	SF												
TOTALS		29	4	35	461	13.2	57	4	6	53	8.8	25	0

PLAYOFFS

YEAR	TEAM	GP	GS	NO	RECEIVING				ATT	RUSHING			
					YDS	AVG	LG	TD		YDS	AVG	LG	TD
2011	SF	2	0	2	12	6.0	6	0	0	0	—	—	0
2012	SF	—	—	—	INJURED RESERVE				—	—	—	—	—
TOTALS		2	0	2	12	6.0	6	0	0	0	—	—	0

YEAR	TEAM	NO	YDS	KICKOFF RETURNS			NO	FC	PUNT RETURNS			
				AVG	LG	TD			YDS	AVG	LG	TD
2010	SF	4	82	20.5	30	0	3	6	16	5.3	9	0
2011	SF	4	104	26.0	33	0	2	4	41	20.5	36	0
2012	SF	13	353	27.2	94	0	4	6	52	13.0	20	0
2013	SF											
TOTALS		21	539	25.7	94	0	9	16	109	12.1	36	0

PLAYOFFS

YEAR	TEAM	NO	YDS	KICKOFF RETURNS			NO	FC	PUNT RETURNS			
				AVG	LG	TD			YDS	AVG	LG	TD
2011	SF	4	105	26.3	40	0	9	2	76	8.4	24	0
2012	SF	—	—	INJURED RESERVE			—	—	—	—	—	—
TOTALS		4	105	26.3	40	0	9	2	76	8.4	24	0

Additional Statistics:

Fumble Recoveries – 1: 2010 (1)

Fumbles–Lost – 1–0: 1–0 in 2012

Milestones:

NFL Debut: at KC (9/26/10); **First Start:** at Sea (12/24/11); **First Reception:** vs. TB (11/21/10 – 8–yd. pass from QB Troy Smith); **First TD Reception:** vs. Dal. (9/18/11 – 12–yd. pass from QB Alex Smith)

WILLIAMS' CAREER HIGHS

Receptions: 5 vs. Arz. (11/20/11)**Receiving Yards:** 66 vs. StL (12/4/11)**TD Receptions:** 1 (4 times) Last vs. Buf. (10/7/12)**Long Reception:** 57 vs. Chi. (11/19/12)**Rushes:** 1 (6 times) Last vs. Sea. (10/18/12)**Rushing Yards:** 25 vs. StL (12/4/11)**Kickoff Returns:** 6 vs. NYG (10/14/12)**Kickoff Return Yards:** 144 vs. Min. (9/23/12)**Long Kickoff Return:** 94 at Min. (9/23/12)

// TRANSACTIONS

Originally the third of three 6th-round (206th overall) draft choices by SF in 2010.

// AWARDS & HONORS

2012: Ed Block Courage Award

// 2012

- Racked up 184 all-purpose yds. at Min. (9/23), returning 2 kickoffs for 144 yds and a career long 94-yd. return.
- Scored his 1st TD of the season on a 43-yd. recept. from QB Alex Smith in 2nd qtr. vs. Buf. (10/7).
- Hauled in a career-long 57 yd. recept. from QB Colin Kaepernick vs. Chi. (11/19), in the 1st qtr., setting up a 3-yd. TD pass from Kaepernick to TE Vernon Davis on the ensuing play.
- Placed on the Injured Reserve List on 11/27 (Knee).

// 2011

- Hauled in a 12-yd. TD recept. from QB Alex Smith vs. Dal. (9/18), recording his first career NFL TD on just his second NFL touch.
- Caught a career-long 14-yd. pass from QB Alex Smith in the 2nd qtr. vs. NYG (11/13).
- Logged 5 receipts. for a career-best 54 yds. and 1 TD vs. Arz. (11/20).
- Hauled in a 56-yd. catch and run TD in the 4th qtr. vs. StL (12/4), at the time marking longest play from scrimmage of the year. He also rushed for 25 yds. on his first carry of his career.
- Made first-career start at Sea. (12/24). Recorded 86 yds. from 3 kickoff returns and 41 yds. from 2 punt returns, both career-highs.

// 2010

- Made his NFL debut and served as the primary punt and kickoff returner at KC (9/26), recording 3 KORs for 65 yds. and a PR for 2 yds.
- Registered his first career recept. on an 8-yd. pass play from QB Troy Smith in the 4th qtr. vs. TB (11/21).

// COLLEGE

Saw action in 41 games (15 starts) during his four-year career. Totaled 109 receipts. for 1,626 yds. and 18 TDs, 74 punt returns for 768 yds. and 31 kickoff returns for 709 yds. in his career. Played in 11 games (9 starts) as a senior and led the Sun Devils with 57 catches for 815 yds. and 8 TDs, while also returning 23 punt returns for 229 yds. Ranked 4th on team with 364 receiving yds. on 19 catches and a team-high tying 4 TDs as a junior, seeing action in 11 games (2 starts). Led the Pac-10 by averaging 17.0 yds. per punt return, earning Honorable Mention All-Pac-10 honors as a returner after posting 238 yds. on 14 returns as he shared duties with senior Nate Kimbrough. Served as team's primary kickoff return man and recorded 27 returns for 630 yds. As a sophomore, played in 13 games (3 starts) and ranked 2nd on team with 6 TD catches, finishing the season with 29 receipts. for 360 yds. Also served as ASU's primary punt returner, earning All-Pac-10 first-team honors after posting 23 returns for 224 yds.

// PERSONAL

- Starred at Chaparral (Scottsdale, AZ) HS, and recorded 30 receipts. for 625 yds. with 6 TDs, 1,160 rushing yds. on 108 carries, 15 punt returns for 316 yds. with 3 TDs and 9 kickoff returns for 364 yds. and 2 TDs. Was named *The Arizona Republic* Big School State POY, first-team All-American by EA Sports, all-state first-team by *The Arizona Republic*, AZFCA first-team 4A all-state and the Barry Sollenberger High School POY.
- Led Chaparral to an 11-2 record and a league title in 2005.
- A majority of his family lives in the Bay Area.
- Born Kyle Williams (7/19/88) in San Jose, CA.

// INJURY REPORT

- 2010:** Sustained a toe sprain at Ind. (8/14) that kept him out of first two regular season games [at Sea. (9/12) and vs. NO (9/20)]; Inactive for 2 games [vs. Phi. (10/10) and vs. Oak. (10/17)] with a finger injury sustained during practice.
- 2011:** Inactive (concussion) at StL (1/1).
- 2012:** Placed on injured reserve (11/27) with a knee injury.

WILLIAMS' GAME-BY-GAME

2010 Receiving

Date	Opp	W/L	P/S	Rec	Yds	Avg	Lg	TD
Sep 12	at Sea	L	—	INACTIVE (Toe Sprain)	—	—	—	—
Sep 20	NO	L	—	INACTIVE (Toe Sprain)	—	—	—	—
Sep 26	at KC	L	1/0	0	0	0.0	0	0
Oct 3	at Atl	L	1/0	0	0	0.0	0	0
Oct 10	Phi	L	—	INACTIVE (Finger)	—	—	—	—
Oct 17	Oak	W	—	INACTIVE (Finger)	—	—	—	—
Oct 24	at Car	L	—	INACTIVE	—	—	—	—
Oct 31	Den	W	—	INACTIVE	—	—	—	—
Nov 14	StL	W	—	INACTIVE	—	—	—	—
Nov 21	TB	L	1/0	1	8	8.0	8	0
Nov 29	at Arz	W	—	INACTIVE	—	—	—	—
Dec 5	at GB	L	1/0	0	0	0.0	0	0
Dec 12	Sea	W	—	DID NOT PLAY	—	—	—	—
Dec 16	at SD	L	—	DID NOT PLAY	—	—	—	—
Dec 26	at StL	L	—	DID NOT PLAY	—	—	—	—
Jan 2	Arz	W	1/0	0	0	0.0	0	0
TOTALS			5/0	1	8	8.0	8	0

2010 Returns

Date	Opp	KR	Yds	Avg	Lg	TD	PR	FC	Yds	Avg	Lg	TD
Sep 12	at Sea	—	—	—	—	—	—	—	—	—	—	—
Sep 20	NO	—	—	—	—	—	—	—	—	—	—	—
Sep 26	at KC	3	65	21.7	30	0	1	2	0	0.0	0	0
Oct 3	at Atl	1	17	17.0	17	0	0	3	0	0.0	0	0
Oct 10	Phi	—	—	—	INACTIVE (Finger)	—	—	—	—	—	—	—
Oct 17	Oak	—	—	—	INACTIVE (Finger)	—	—	—	—	—	—	—
Oct 24	at Car	—	—	—	INACTIVE	—	—	—	—	—	—	—
Oct 31	Den	—	—	—	INACTIVE	—	—	—	—	—	—	—
Nov 14	StL	—	—	—	INACTIVE	—	—	—	—	—	—	—
Nov 21	TB	0	0	0.0	0	0	2	1	16	8.0	9	0
Nov 29	at Arz	—	—	—	INACTIVE	—	—	—	—	—	—	—
Dec 5	at GB	0	0	0.0	0	0	0	0	0	0.0	0	0
Dec 12	Sea	—	—	—	DID NOT PLAY	—	—	—	—	—	—	—
Dec 16	at SD	—	—	—	DID NOT PLAY	—	—	—	—	—	—	—
Dec 26	at StL	—	—	—	DID NOT PLAY	—	—	—	—	—	—	—
Jan 2	Arz	0	0	0.0	0	0	0	0	0	0.0	0	0
TOTALS		4	82	20.5	30	0	3	6	16	5.3	9	0

2011 Receiving

Date	Opp	W/L	P/S	Rec	Yds	Avg	Lg	TD
Sep 11	Sea	W	—	—	INACTIVE	—	—	—
Sep 18	Dal	L	1/0	1	12	12.0	12t	1
Sep 25	at Cin	W	—	—	DID NOT PLAY	—	—	—
Oct 2	at Phi	W	1/0	1	4	4.0	4	0
Oct 9	TB	W	1/0	0	0	0.0	0	0
Oct 16	at Det	W	1/0	0	0	0.0	0	0
Oct 30	Cle	W	1/0	0	0	0.0	0	0
Nov 6	at Was	W	1/0	1	12	12.0	12	0
Nov 13	NYG	W	1/0	1	14	14.0	14	0
Nov 20	Arz	W	1/0	5	54	10.8	13	1
Nov 24	at Bal	L	1/0	0	0	0.0	0	0
Dec 4	StL	W	1/0	2	66	33.0	56t	1
Dec 11	at Arz	L	1/0	4	42	10.5	15	0
Dec 19	Pit	W	1/0	4	33	8.3	10	0
Dex 24	at Sea	W	1/1	1	4	4.0	4	0
Jan 1	at StL	W	—	—	INACTIVE (Concussion)	—	—	—
TOTALS			13/1	20	241	12.1	56t	3

2011 Returns

Date	Opp	KR	Yds	Avg	Lg	TD	PR	FC	Yds	Avg	Lg	TD
Sep 11	Sea	—	—	—	—	—	—	—	—	—	—	—
Sep 18	Dal	0	0	0.0	0	0	0	0	0	0.0	0	0
Sep 25	at Cin	—	—	—	—	—	—	—	—	—	—	—
Oct 2	at Phi	0	0	0.0	0	0	0	0	0	0.0	0	0
Oct 9	TB	0	0	0.0	0	0	0	0	0	0.0	0	0
Oct 16	at Det	0	0	0.0	0	0	0	0	0	0.0	0	0
Oct 30	Cle	0	0	0.0	0	0	0	0	0	0.0	0	0
Nov 6	at Was	0	0	0.0	0	0	0	0	0	0.0	0	0
Nov 13	NYG	0	0	0.0	0	0	0	0	0	0.0	0	0
Nov 20	Arz	0	0	0.0	0	0	0	0	0	0.0	0	0
Nov 24	Bal	0	0	0.0	0	0	0	0	0	0.0	0	0
Dec 4	StL	0	0	0.0	0	0	0	1	0	0.0	0	0
Dec 11	at Arz	0	0	0.0	0	0	0	0	0	0.0	0	0
Dec 19	Pit	1	18	18.0	18	0	2	0	0	0.0	0	0
Dec 24	at Sea	3	86	28.7	33	0	2	1	41	20.5	36	0
Jan 1	at StL	—	—	—	INACTIVE (Concussion)	—	—	—	—	—	—	—
TOTALS		4	104	26.0	33	0	2	4	41	20.5	36	0

2011 Postseason (Receiving)

Date	Opp	W/L	P/S	Rec	Yds	Avg	Lg	TD
Jan 14	NO	W	1/0	2	12	6.0	6	0
Jan 22	NYG	L	1/1	0	0	0.0	0	0
TOTALS			2/1	2	12	6.0	6	0

2011 Postseason (Returns)

Date	Opp	KR	Yds	Avg	Lg	TD	PR	FC	Yds	Avg	Lg	TD
Jan 14	NO	1	20	20.0	20	0	1	0	6	6.0	6	0
Jan 22	NYG	3	85	28.3	40	0	8	2	70	8.8	24	0
TOTALS		4	105	26.3	40	0	9	2	76	8.4	24	0

2012 Receiving

Date	Opp	W/L	P/S	Rec	Yds	Avg	Lg	TD
Sep 9	at GB	W	1/1	0	0	0.0	0	0
Sep 16	Det	W	1/1	0	0	0.0	0	0
Sep 23	at Min	L	1/0	2	16	8.0	9	0
Sep 30	at NYJ	W	1/0	0	0	0.0	0	0
Oct 7	Buf	W	1/0	2	50	25.0	43t	1
Oct 14	NYG	L	1/1	4	40	10.0	15	0
Oct 18	Sea	W	1/0	1	18	18.0	18	0
Oct 29	at Arz	W	1/0	1	4	4.0	4	0
Nov 11	StL	T	1/0	2	24	12.0	13	0
Nov 19	Chi	W	1/0	2	60	30.0	57	0
Nov 25	at NO	W	1/0	0	0	0.0	0	0
PLACED ON INJURED RESERVE ON 11/27 (KNEE)								
TOTALS			11/3	14	212	15.1	57	1

2012 Returns

Date	Opp	KR	Yds	Avg	Lg	TD	PR	FC	Yds	Avg	Lg	TD
Sep 9	at GB	0	0	0.0	0	0	1	3	20	20.0	20	0
Sep 16	Det	1	0	0.0	0	0	1	0	8	8.0	8	0
Sep 23	at Min	2	144	72.0	94	0	2	1	24	12.0	16	0
Sep 30	at NYJ	1	25	25.0	25	0	0	0	0	0.0	0	0
Oct 7	Buf	2	45	22.5	28	0	0	0	0	0.0	0	0
Oct 14	NYG	6	116	19.3	26	0	0	0	0	0.0	0	0
Oct 18	Sea	0	0	0.0	0	0	0	0	0	0.0	0	0
Oct 29	at Arz	0	0	0.0	0	0	0	0	0	0.0	0	0
Nov 11	StL	0	0	0.0	0	0	0	0	0	0.0	0	0
Nov 19	Chi	0	0	0.0	0	0	0	0	0	0.0	0	0
Nov 25	at NO	1	23	23.0	23	0	0	2	0	0.0	0	0
PLACED ON INJURED RESERVE ON 11/27 (KNEE)												
TOTALS		13	353	27.2	94	0	4	6	52	13.0	20	0



PATRICK WILLIS

52

LINEBACKER

H: 6-1 W: 240

BORN 1.25.85 // BRUCETON, TN // CENTRAL HS, BRUCETON, TN
MISSISSIPPI // 7TH YEAR // ACQUIRED D-1 IN '07

Arguably the greatest linebacker in the game today, Patrick Willis' sheer athleticism and knack for the football make him an annual candidate for NFL Defensive Player of the Year. His superman-like performances week-in and week-out have contributed to the six-time All-Pro leading the NFL in tackles on multiple occasions. As the 11th-overall selection in the 2007 NFL Draft, Willis made an immediate impact as a rookie, earning First-Team All-Pro, Pro Bowl and NFL Defensive Rookie of the Year honors. He has continued to build a resume that is destined for Canton. Not only has Willis been named All-Pro every year of his career, but he has also earned Pro Bowl recognition each season, becoming the only 49er to earn Pro Bowl honors in each of their first six seasons. A team captain in 2012, he ranked 2nd on the team in tackles (171) and finished the season with 9 PDs, 2 FFs and 1 FR. The leader of the 49ers defense was rewarded with a five-year contract extension that will keep him in the Bay Area through 2016.

// CAREER HIGHLIGHTS

- Became the first player in franchise history to be selected as an All-Pro in each of his first six seasons (First-Team - 2007, 2009-12; Second-Team - 2008).
- A six-time Pro Bowl selection (2007-12), was the only rookie to earn All-Pro honors in 2007 as he was named the AP Defensive Rookie of the Year. He became first 49ers defensive rookie to make the Pro Bowl and first-team All-Pro since CB Ronnie Lott in 1981. He joined CB Bruce Taylor (1970), DT Dana Stubblefield (1993) and DT Bryant Young (1994) as 49ers who have won the Defensive Rookie of the Year award.
- Is one of just 17 players in NFL history to be selected to the Pro Bowl in each of their first 6 seasons and just the second active player (Cle. T Joe Thomas).
- Became the first 49er since S Ronnie Lott to be selected to the Pro Bowl in each of his first four seasons. After being selected to the Pro Bowl as a starter following the 2012 season, Willis is the only 49er to have been named to the Pro Bowl in his first six NFL seasons.



- Is 1 of just 8 players with 15.0 sacks and 5 INTs since 2007.
- Was named Defensive Rookie of the Month for October 2007 after totaling 43 tackles, and for December after amassing 53 stops, 3.0 sacks, 1 FF and 1 PD.
- In 92 starts, Willis has tallied 10-or-more tackles in 62 games and 20-or-more stops in 4 contests.
- Was one of three NFL rookies (49ers T Joe Staley and Browns T Joe Thomas) in 2007 to line up for every single snap.
- According to statistics compiled by Elias Sports Bureau, his 174 total tackles in 2007 led the NFL by more than 30 tackles, his 141 stops in 2008 ranked 2nd (behind Browns D'Qwell Jackson's 154 tackles) and his 152 tackles in 2009 ranked 1st. Finished with 128 tackles in 2010, ranking 9th in the NFL.

NFL PLAYERS WITH 15+ SACKS AND 5+ INTS (SINCE 2007)

Player	Sacks	Ints
Patrick Willis, SF	17.5	7
Roman Harper, NO	16.0	6
David Harris, NYJ	22.5	6
Julius Peppers, Chi.	58.0	5
Shaun Phillips, SD	47.0	5
Lawrence Timmons, Pit.	23.0	7
Will Witherspoon, Ten.	15.0	6
LaMarr Woodley, Pit.	52.0	5

// GOLDMINE

- Patrick and his siblings were separated from his biological father when he was 16. He moved in with his guardians, the Finleys, who were in their 20's when they took in Patrick and his three other siblings. Chris Finley was a math teacher and Patrick's basketball coach in high school. Julie Finley taught 5th grade. He refers to Chris and Julie as mom and dad.
- Patrick believes several of the jobs he held as a youth have made him into the hard-working person he is today. At the ripe age of 10, Patrick worked in a cotton field to help financially support his family. "My grandmother got me a job chopping cotton. I got \$110 a week for chopping the weeds around the cotton so it could grow." Patrick's next job was in masonry, where he would mix mortar for the building of structures. He then worked alongside his father, who was a logger. "I would use a chainsaw and cut the limbs off. It was a pretty crazy job, I would get cut up all over." When Patrick was a sophomore and junior in high school, he would perform general maintenance around the school, which included waxing all the floors on the property.
- Patrick was a standout basketball player at Central High School, where he averaged close to 20 points and 10 rebounds per game throughout his career. An all-district, all-region and All-West Tennessee selection, Patrick played every position on the court and was named the district's Most Valuable Player. It wasn't on the blacktop where he crafted his game, but rather on the dirt in front of his house. At the age of 7, Patrick, his brother and his dad constructed a basketball hoop from cedar planks. For the next 10 years, one could often find Patrick and his family playing toe-to-toe on that very same hoop. "That's what kept me busy. We didn't have sport clubs, malls or movie theatres nearby. All we had was each other."

- Competition is what has driven Patrick throughout his life. "I love to compete, no matter what sport it is. Basketball, baseball, football, golf, bowling, fishing, whatever. Basketball was my first love...I played everything, guard, forward, center. In baseball, I played everything too, except for catcher." Patrick set the record for most home runs in his Little League. He started playing golf with his dad, Chris Finley, when he was 16. "Even though I'm not too good, I love to compete."
- One of Patrick's biggest influences growing up was his uncle, Arthur Joe Willis, who was a professional light-heavyweight boxer from 1989-2000, and competed in 33 pro fights. Patrick looked up to his uncle because he was able to make a name for himself as a successful boxer. Arthur matched up against James "Lights Out" Toney in 1990, and Toney later went on to beat former heavy-weight champion Evander Holyfield in 2003.
- Since moving to the Bay Area, Patrick has been able to purchase a house of his own. "Buying my house in the Bay Area was awesome, truly a blessing. To grow up in a house like I grew up in and then now to have my real, own house that I can call home feels amazing. I'm truly grateful." Having his own house has served as a great place for his family to come and visit. Pat, being the leader he is both on the field and off, also uses his house to host team get-togethers to bring the guys closer together. "I think having get-togethers at my house, hanging out with teammates and getting to know them off-the-field is big. At the end of the day, one or two guys don't win as a team, three guys don't win as a team, the whole group does. And I think we've built a camaraderie hanging out like we did last year, having get-togethers, just bonding time because it's like family."
- Patrick has a variety of tattoos, with each carrying its own special meaning. One of his most inspirational tattoos is the word 'Believe' on his forearm. "When a person says 'I think,' I feel that leaves room for doubt. If I want to do something, I want to 'believe' I can do it, not just think." Patrick has three tear drop tattoos, which signify three significant people that have passed away in his life – his grandfather, uncle and brother.
- Tragedy struck Patrick's family right before his senior year at Ole Miss. His brother, Detris, drowned in a swimming hole when he was just 17 years old. Detris was a talented FB/LB who was heading into his senior year at Central High School and was a Division I-A prospect. In memory of his late brother, Patrick had the Superman shield tattooed on his chest. "We both loved Superman growing up. We were strong no matter what, but also had our weaknesses." Below Patrick's Superman tattoo reads, "My brother shall rise again." "I believe someday when my time on earth is over, I'll see him again."
- In 2007 and 2009, Patrick was named the recipient of the 49ers Bill Walsh Award. The Bill Walsh Award is voted on by the coaches and awarded to the 49ers team MVP. Willis is one of three players in franchise history to win the award twice (RB Frank Gore, DT Justin Smith).

WILLIS' CAREER STATISTICS

YEAR	TEAM	GP	GS	TACKLES					INTERCEPTIONS					FUMBLES		
				TOT	SOL	AST	SACKS	YDS	INT	YDS	LG	TD	PD	FF	FR	YDS
2007	SF	16	16	226	143	83	4.0	9.0	0	0	0	0	5	2	1	0
2008	SF	16	16	185	126	59	1.0	5.0	1	86	86t	1	10	1	1	0
2009	SF	16	16	173	121	52	4.0	22.0	3	33	23t	1	8	3	0	0
2010	SF	15	15	153	104	49	6.0	46.0	0	0	0	0	5	2	0	0
2011	SF	13	13	121	60	61	2.0	12.0	1	10	10	0	12	4	2	0
2012	SF	16	16	171	91	80	0.5	4.5	2	2	2	0	9	2	1	3
2013	SF															
TOTALS		92	92	1,029	645	384	17.5	98.5	7	131	86t	2	49	14	5	3

PLAYOFFS

YEAR	TEAM	GP	GS	TACKLES					INTERCEPTIONS					FUMBLES		
				TOT	SOL	AST	SACKS	YDS	INT	YDS	LG	TD	PD	FF	FR	YDS
2011	SF	2	2	21	14	7	1.0	11.0	0	0	–	0	1	0	1	0
2012	SF	3	3	27	24	3	1.0	9.0	0	0	–	0	0	0	0	0
TOTALS		5	5	48	38	10	2.0	20.0	0	0	–	0	1	0	1	0

Milestones:

NFL Debut: vs. Arz. (9/10/07); **First Start:** vs. Arz. (9/10/07); **First Sack:** at Atl. (11/4/07 – QB Matt Ryan); **First INT:** at Sea. (9/14/08 – QB Matt Hasselbeck); **First INT Returned for a TD:** at Sea. (9/14/08 – QB Matt Hasselbeck); **First FF:** vs. Arz. (9/10/07 – RB Edgerrin James); **First FR:** vs. Min. (12/9/07 – WR Aundrae Allison); **1,000 Tackles:** at NE (12/16/12)

WILLIS' CAREER HIGHS

Total Tackles: Regular Season – 22 at NE (10/5/08); Postseason – 11 (2 times) Last vs. Bal. (2/3/13)

Solo: Regular Season – 15 at Arz. (11/25/07); Postseason – 10 at Atl. (1/20/13)

Assists: Regular Season – 9 (2 times) Last at Sea. (12/23/12); Postseason – 4 vs. NYG (1/22/12)

Sacks: 2.5 vs. StL (10/4/09)

Passes Defended: 3 (3 times) Last vs. Arz. (11/20/11)

Interceptions: 1 (6 times) Last at NYJ (9/30/12)

Interception Yards: 86 at Sea. (9/14/08)

Interception Return Long: 86t at Sea. (9/14/08)

Forced Fumbles: 2 (2 times) Last at Was. (11/6/11)

Fumble Recoveries: Regular Season – 1 (5 times) Last at Min. (9/23/12); Postseason – 1 vs. NO (1/14/12)

// TRANSACTIONS

Originally the first of two 1st-round (11th pick overall) draft choices by SF in 2007... Signed a five-year contract through 2016 on 5/4/10.

// AWARDS & HONORS

- 2007:** AP First-Team All-Pro, NFC Pro Bowl, AP Rookie Defensive Player of the Year, PFW/PFWA All-NFL Team, PFW/PFWA Defensive Rookie of the Year, PFW/PFWA All-Rookie Team, NFL Alumni Linebacker of the Year, NFL Defensive Rookie of the Month (October and December), GMC Defensive Player of the Week (Weeks 12 and 16), Diet Pepsi Rookie of the Week (Weeks 1, 2, and 12), Bill Walsh Award (co-recipient with Nate Clements)
- 2008:** NFC Pro Bowl, AP Second-team All-Pro
- 2009:** AP First-Team All-Pro, NFC Pro Bowl, *The Sporting News* - All-Pro Defense, PFW/PFWA All-NFL Team, 2009 NFL Alumni Linebacker of the Year, Bill Walsh Award, NFL Butkus Award
- 2010:** AP First-Team All-Pro, NFC Pro Bowl, 2010 NFL Alumni Linebacker of the Year
- 2011:** AP First-Team All-Pro, First-Team All-Pro selection by PFW/PFWA, All-Pro Team by *The Sporting News*, NFC Pro Bowl, USA Football All-Fundamentals Team, NFC Defensive Player of the Week (Week 5)
- 2012:** AP First-Team All-Pro, First Team All-Pro Selection by PFW/PFWA, NFC Pro Bowl selection (Starter), NFC Defensive Player of the Week (Week 4)

// 2012

- Tallied 14 tackles at Min. (9/23) and 1 FR.
- Earned NFC Defensive Player of the Week honors as he registered his 6th career INT and 1st of the season at NYJ (9/30) after DT Ray McDonald tipped the pass at the line of scrimmage.
- Forced a fumble vs. Buf. (10/7), taking the ball away from TE Scott Chandler that was recovered by S Dashon Goldson. The takeaway led to a 28-yd. TD recept. by WR Michael Crabtree 1 play later.
- Willis and the 49ers defense held Arz. (10/29) to just 7 yds. rushing, tying the fewest rushing yds. the 49ers have allowed in a single game in franchise history [7 at NO (10/1/72)], and the lowest rushing output allowed in any game during the entire 2012 NFL season. Willis led the team with 12 tackles.
- Recorded 13 tackles vs. StL (11/11), reaching 100 tackles for the 6th straight season to begin his career.
- Led team in tackles at NE (12/16) with 14 (9 solo, 5 assists) and surpassed 1,000 career tackles.
- Brought down QB Aaron Rodgers vs. GB (1/12/13) (NFC-D) for his 2nd career postseason sack.

// 2011

- Tied for team lead with 10 tackles to go along with a FR and PD vs. Sea. (9/11).
- Led team with 14 tackles vs. Dal. (9/18), while also forcing a fumble.
- Willis was awarded NFC Defensive Player of the Week for games played Oct. 9-10 (Week 5) by the NFL. He led the team with 18 tackles and recovered his second fumble of the season vs. TB (10/9), which resulted in a TE Vernon Davis 14-yd. TD recept. It also marked the first time Willis registered multiple FRs in a season.
- Tied a career high recording 3 PDs at Det. (10/16), including 8 total tackles.
- Recorded a sack on QB Colt McCoy vs. Cle. (10/30) in the 4th qtr. for his first sack of the season.
- Led team with 13 tackles, 2 FFs and 1 PD at Was. (11/6). His first FF was recovered by S Donte Whitner in the 2nd qtr., which resulted in a TD on the ensuing play. Willis recorded his second FF of the game in the 4th qtr., marking his second career game with 2 FFs (vs. Atl. 10/11/09).
- Registered his second sack of the season and 17th of his career after bringing down Giants QB Eli Manning for a 9-yd. loss in the 3rd qtr. vs. NYG (11/13).
- Notched his first INT of the season and fifth of his career after picking off Cardinals QB John Skelton in the 1st qtr. vs. Arz. (11/20). He also registered 3 PDs and his 4th FF of the season after stripping Cardinals RB Beanie Wells in the 1st qtr.
- Recovered a loose ball on the Saints first drive of the game vs. NO (1/14), after S Donte Whitner forced a RB Pierre Thomas fumble on the 49ers 2-yd. line. Finished the day with 10 tackles.

// 2010

- Earned Pro Bowl honors for the fourth consecutive season and first-team All-Pro for the third time in his career after leading the team with 153 tackles.
- Set a career high and ranked 2nd on the team with 6.0 sacks on the season. His 6.0 sacks ranked t-1st among NFL ILBs (Pit. James Farrior and SD Kevin Burnett).
- Registered 2.0 sacks vs. TB (11/21), marking his 3rd career multi-sack game and the first since 10/4/09 vs. StL (2.5 sacks).
- Registered a sack in 3 consecutive games [1.0 vs. StL (11/14), 2.0 vs. TB (11/21), 1.0 at Arz. (11/29)], the longest streak of his career.
- Registered his 6th sack of the season as he brought down QB Sam Bradford at StL (12/26) and clubbed the ball loose to register his 2nd FF of the season and 8th of his career. Was wearing a cast on his hand after breaking it vs. Sea. (12/12).

// 2009

- Earned Pro Bowl honors for the third consecutive season and All-Pro honors for the second time in his career after leading the team in tackles (173) and TFLs (13). According to statistics compiled by the Elias Sports Bureau, he led the NFL in stops (152), marking the second time in his career he has accomplished this feat (2007 – 174 tackles).
- Ranked t-2nd in the NFL among linebackers with 3 INTs.
- Posted a career-high 4.0 sacks.
- Registered his 2nd career INT at Arz. (9/13). Also had 14 tackles to go along with 2 TFLs and a PD.
- Recorded 2nd career INT return for a TD, returning a QB Kyle Boller pass 23 yds. for a score, while posting a career-high 2.5 sacks to go along with 11 tackles vs. StL (10/4). He became the first player in franchise history, and just the third player in the NFL since the sack became an official statistic in 1982, to tally at least 2.5 sacks and an INT return for a TD in the same game.
- Posted 13 tackles and 2 FFs vs. Atl. (10/11), marking the first time a 49ers player forced 2 fumbles in a game since 1998.
- Sacked QB Kurt Warner and registered a FF vs. Arz. (12/14).
- Registered an INT, 12 tackles and a PD vs. Det. (12/27).

// 2008

- Led the team with 185 tackles as he earned Pro Bowl honors for second consecutive season.
- At Sea. (9/14), recorded first career INT, returning a QB Matt Hasselbeck pass for an 86-yd. TD, which is the longest INT return by a 49ers LB in team history.
- Posted 13 tackles, 2 PDs, and 1 FR at NO (9/28). His FR occurred at the 49ers 3-yd. line to prevent a Saints score.
- Tallied 4th career 20-plus tackle game after finishing with a franchise-record 22 stops vs. NE (10/6), which also included a sack.
- Tallied 16 tackles, which included 2 key stops on Rams final drive to preserve the 17-16 come-from-behind victory at StL (12/24).

// 2007

- Earned starting role in training camp and totaled 226 tackles, 4 sacks, 2 FFs, 1 FR and 5 PDs. Received numerous accolades, including Defensive Rookie of the Year, All-Pro and Pro Bowl honors.
- Led defense with 15 tackles to go along with 1 FF in season-opener vs. Arz. (9/10) and was named Diet Pepsi Rookie of the Week.
- Recorded a 21 tackles to go along with a half sack at Arz. (11/25). In a defining moment, ran down WR Sean Morey from behind in OT to prevent him from scoring game-winning TD after a 62-yd. gain. Was named the GMC Defensive POW and the Diet Pepsi Rookie of the Week for his efforts.
- Posted 20 tackles at Car. (12/2), marking second consecutive game in which he tallied 20 tackles-or-more.
- Registered 10 tackles and 1 FR vs. Min. (12/9), helping the defense hold NFL's then-leading rusher RB Adrian Peterson to 3 yds. on 14 carries.
- Totaled 20 tackles, 2.0 sacks, 1 FF and 1 PD vs. TB (12/23), and was named GMC Defensive POW. It marked his first career multi-sack game.
- Closed out season at Cle. (12/30) with 16 tackles and 1 sack.

// COLLEGE

Saw action in 45 games (22 starts), totaling 355 tackles, 11.0 sacks, 5 FFs and 1 INT during career at Mississippi. Became first Ole Miss player to lead SEC in tackles (128 in 2005 and 137 in 2006) since Abdul Jackson posted 139 in 1994. His 137 tackles ranked 7th on school's season-record list. Named Butkus Award winner in 2006, becoming first player in school history to earn award. Named first-team All-SEC and SEC Defensive POY by Associated Press and league's coaches as a senior after starting 12 games and posting 137 tackles, 3.0 sacks, 2 FFs, 1 FR and 7 PDs. Tallied at least 10 tackles in 11 contests. Earned South Team Defensive MVP honors at 2007 Senior Bowl, leading all players with 11 stops to go along with 1 FF. Named first-team All-SEC as a junior, leading team with 128 tackles to go along with 3.0 sacks, 1 INT and 4 PDs.

// PERSONAL

- Attended Central (Bruceton, TN) HS, where he earned Class "A" Mr. Football honors a two-time All-State choice, helping lead team to 2001 and 2002 Regional Championship and State Quarterfinals.
- Totaled 494 tackles, 23 sacks and 13 INTs (6 returned for TDs) on defense, while tallying 276 carries for 2,486 yds. with 39 TDs and 51 catches for 946 yds. with 17 TDs on offense.
- Also earned 4 letters in basketball and 3 in baseball, garnering all-district honors in each sport.
- Brother, Orey, recently received his welding degree.
- Sister, Ernicka, transferred to Lane College from Jackson State. She was on the basketball team at Jackson State, and played on the softball team at Lane College.
- Born Patrick L. Willis (1/25/85) in Bruceton, TN.
- Graduated with a degree in criminal justice. He finished his degree while training for the NFL Draft. "I was determined to graduate."

// INJURY REPORT

- 2010:** Inactive for the first time in his career vs. Arz. (1/2) with a broken hand suffered vs. Sea. (12/12).
- 2011:** Inactive (hamstring) at Arz. (12/11), vs. Pit. (12/19), at Sea. (12/24) and at StL (1/1).

WILLIS' GAME-BY-GAME

2007	Date	Opp	W/L	P/S	Tot	Sol	Ast	Sk	Yds	Int	Yds	PD	FF	FR	Yds
Sep 10	Arz	W	1/1	15	10	5	0.0	0.0	0	0	0	1	0	0	
Sep 16	at StL	W	1/1	10	6	4	0.0	0.0	0	0	1	0	0	0	
Sep 23	at Pit	L	1/1	10	6	4	0.0	0.0	0	0	1	0	0	0	
Sep 30	Sea	L	1/1	16	9	7	0.0	0.0	0	0	0	0	0	0	
Oct 7	Bal	L	1/1	16	10	6	0.0	0.0	0	0	0	0	0	0	
Oct 21	at NYG	L	1/1	15	9	6	0.0	0.0	0	0	0	0	0	0	
Oct 28	NO	L	1/1	12	8	4	0.0	0.0	0	0	0	0	0	0	
Nov 4	at Atl	L	1/1	15	9	6	0.5	3.5	0	0	0	0	0	0	
Nov 12	at Sea	L	1/1	10	5	5	0.0	0.0	0	0	0	0	0	0	
Nov 18	StL	L	1/1	13	8	5	0.0	0.0	0	0	0	0	0	0	
Nov 25	at Arz	W	1/1	21	15	6	0.5	3.5	0	0	1	0	0	0	
Dec 2	at Car	L	1/1	20	12	8	0.0	0.0	0	0	0	0	0	0	
Dec 9	Min	L	1/1	10	6	4	0.0	0.0	0	0	0	0	1	0	
Dec 15	Cin	W	1/1	7	4	3	0.0	0.0	0	0	0	0	0	0	
Dec 23	TB	W	1/1	20	13	7	2.0	1.0	0	0	1	1	0	0	
Dec 30	at Cle	L	1/1	16	13	3	1.0	2.0	0	0	1	0	0	0	
TOTALS				16/16	226	143	83	4.0	10.0	0	0	5	2	1	0



ERIC WRIGHT

30

CORNERBACK
H: 5-10 W: 193
**BORN 7.24.85 // SAN FRANCISCO, CA // ARCHBISHOP RIORDAN HS, SAN FRANCISCO, CA
UNLV // 7TH YEAR // ACQUIRED FA IN '13**

Eric Wright enters his 7th season in the NFL and 1st with the 49ers, after spending the first 4 seasons of his career with the Cleveland Browns and then one-year stints each with the Detroit Lions and Tampa Bay Buccaneers. He brings with him a knack for the big play, as he has recorded 14 interceptions, forced 3 fumbles, recovered 5 fumbles and returned 2 interceptions for touchdowns during his NFL career.

// 2013 HIGHLIGHTS

- Placed on the Reserve/NFI List on 8/27.

WRIGHT'S CAREER STATISTICS

YEAR	TEAM	GP	GS	TACKLES					YDS	INTERCEPTIONS				FUMBLES		
				TOT	SOL	AST	SACKS	INT		YDS	LG	TD	PD	FF	FR	YDS
2007	CLE	14	13	70	52	18	1.0	11.0	1	0	–	0	11	0	0	0
2008	CLE	16	16	74	55	19	0.0	0.0	3	131	94t	1	12	2	3	–2
2009	CLE	16	16	65	57	8	0.0	0.0	4	74	47	0	14	0	0	0
2010	CLE	13	10	42	36	6	0.0	0.0	1	0	–	0	9	0	1	11
2011	DET	16	16	73	66	7	0.0	0.0	4	49	22	0	16	1	0	0
2012	TB	10	10	39	34	5	0.0	0.0	1	60	60t	1	8	0	1	0
2013																
TOTALS		85	81	363	300	63	1.0	11.0	14	314	94t	2	70	3	5	9

PLAYOFFS

YEAR	TEAM	GP	GS	TACKLES					YDS	INTERCEPTIONS				FUMBLES		
				TOT	SOL	AST	SACKS	INT		YDS	LG	TD	PD	FF	FR	YDS
2011	DET	1	1	7	5	2	0.0	0.0	0	0	0	0	1	0	0	0
TOTALS		1	1	7	5	2	0.0	0.0	0	0	0	0	1	0	0	0

Additional Statistics:

Special Teams Tackles – 5: 2007 (5)

Milestones:

NFL Debut: vs. Pit. (9/9/07); **First Start:** vs. Pit. (9/9/07); **First INT:** vs. Mia. (10/14/07 – QB Cleo Lemon); **First INT Returned for TD:** vs. NYG (10/13/08 – QB Eli Manning); **First FF:** at Was. (10/19/08 – RB Clinton Portis); **First FR:** vs. Ind. (11/30/08 – RB Joseph Addai);

WRIGHT'S CAREER HIGHS

Total Tackles: 10 at Pit. (11/11/07)

Solo: 9 (2 times) Last at Pit. (11/11/07)

Assists: 4 at Buf. (11/17/08)

Passes Defended: 4 vs. Min. (12/11/11)

Interceptions: 1 (14 times) Last vs. NYG (9/16/12)

Long Interception Return: 94t vs. NYG (10/13/08)

Forced Fumbles: 1 (3 times) Last vs. KC (9/18/11)

Fumble Recoveries: 1 (5 times) Last at Dal. (9/23/12)

// TRANSACTIONS

Originally a 2nd-round (53rd pick overall) draft choice by Cle. in 2007...Signed by Det. on 7/30/11...Signed by TB on 3/14/12...Suspended 4 games on 11/26/12...Suspension lifted on 12/24/12...Released by TB on 7/22/13...Signed by SF on 8/8/13.

// 2012 (TAMPA BAY)

- Appeared in 10 games (10 starts), compiling 39 tackles, 1 INT, 1 FR and 8 PDs.
- Recorded 3 tackles, 1 INT and 1 PD at NYG (9/16). Returned the pick 60 yds. for a TD on a pass thrown by QB Eli Manning. It marked the second time he had returned an INT for a TD in his career.
- Registered 5 tackles and 1 FR at Dal. (9/23).

// 2011 (DETROIT)

- Started all 16 regular season games for the third time in his first 5 seasons in the NFL, tallying 73 tackles, 4 INTs, 1 FF and a career-high 16 PDs in his first season with the Detroit Lions.
- Notched 4 tackles, 1 INT, 1 FF and 2 PDs vs. KC (9/18).
- Compiled 4 tackles, 1 PD and 1 INT on a pass thrown by QB .
- Recorded 4 tackles, 1 PD and 1 INT vs. Atl. (10/23). Wright's INT came on a pass thrown by QB Matt Ryan, and was returned 22 yds. down to the Falcons 15-yd. line, setting up a Lions FG.
- Registered 6 tackles, 1 INT and 2 PDs vs. Car. (11/20).
- Tallied 4 tackles, 1 INT and 4 PDs vs. Min. (12/11).
- Appeared in the first postseason game of his career, notching 7 tackles and 1 PD in a losing effort at NO (1/7/12).

// 2010 (CLEVELAND)

- Played in 13 games (10 starts), tallying 42 tackles, 1 INT, 1 FR and 9 PDs.
- Tallied 5 tackles, 1 INT and 2 PDs vs. NE (11/7).
- Registered 2 tackles and 1 FR at Buf. (12/12).

// 2009 (CLEVELAND)

- For the second year in a row, started all 16 regular season games, compiling 65 tackles, 4 INTs and 14 PDs.
- Snagged his 1st INT of the season at Buf. (10/11), on a pass by QB Trent Edwards.
- Tallied 4 tackles, 1 PD and 1 INT at Det. (11/22). Returned the INT, thrown by QB Matthew Stafford, 47 yds. to the Lions 13-yd. line, setting up a Browns TD two plays later.
- Registered 5 tackles, 3 PDs and 1 INT vs. Oak. (12/27).
- In the season finale vs. Jax. (1/3/10), Wright recorded 5 tackles, 1 PD and 1 INT, marking the second time in his career that he hauled in an INT in consecutive games.

// 2008 (CLEVELAND)

- Started all 16 regular season games, registering 74 tackles, 2 FFs, 3 FRs, 12 PDs and 3 INTs, one of which he took back 94 yds. for a TD.
- In the regular season opener vs. Dal. (9/7), Wright tallied 4 tackles and 1 INT, on a pass by QB Tony Romo, that he returned 20 yds.
- Registered 7 tackles and 1 INT at Cin. (9/28). It marked the first time in his career with an INT in consecutive games.

- On *Monday Night Football*, Wright notched 3 tackles, 2 PDs and recorded an INT, on a pass thrown by QB Eli Manning, that he returned 94 yds. for his first career TD vs. NYG (10/13). His efforts during the game earned him NFC Defensive Player of the Week honors.
- Forced his 1st career fumble at Was. (10/19), jarring the ball loose from RB Clinton Portis.
- Registered 4 tackles and recovered his 1st career fumble vs. Ind. (11/30).
- Tallied 4 tackles and 1 FR at Ten. (12/7), marking the first time in his career that he recovered a fumble in back-to-back games.
- Notched 2 tackles, 1 FF and 1 FR vs. Cin. (12/21).

// 2007 (CLEVELAND)

- Appeared in 14 games (13 starts), compiling 70 tackles, 1.0 sack, 1 INT and 11 PDs during his rookie season.
- Made his NFL debut and 1st career start at CB and registered 5 tackles vs. Pit. (9/9).
- Notched his 1st career INT on a pass from QB Cleo Lemon, adding 8 tackles and 1 PD vs. Mia. (10/14).
- Brought down QB Ben Roethlisberger, tallying his 1st career sack at Pit. (11/11). Also contributed 10 tackles and 1 PD.

// COLLEGE

Played his first two seasons, in 2003 and 2004, at USC before transferring to UNLV for one season, where he opted to enter the 2007 NFL Draft following his junior year. Played in 22 collegiate games (10 starts), totaling 62 tackles, 2.0 sacks, 3 INTs, 1 FF, 1 FR and 15 PDs. In 2006 at UNLV, played in 9 games (6 starts), and compiled 29 tackles, 1 INT, 1 FF and 9 PDs. Also added 2 carries for 36 yds. and returned 18 kickoffs for 430 yds. In 2004 at USC, was named to the Freshman All-Pac 10 team by *Sporting News*, after compiling 33 tackles 2.0 sacks, 2 INTs, 1 FR and 6 PDs. Red-shirted in 2003, after having surgery on his hamstring, sidelining him the entire season.

// PERSONAL

- Attended Archbishop Riordan (CA) HS, where he was a 2002 *SuperPrep* All-Farwest, *Tacoma-News Tribune* Western 100, All-Northern California co-MVP and *San Francisco Chronicle* All-Metro first-team honoree as a RB and DB.
- As a senior, rushed for 1,166 yds. and 17 TDs, and caught 18 passes for 268 yds. for 4 TDs. On defense, added 80 tackles, 2 INTs, 4 FFs and 10 PDs.
- Competed on the track team where he participated in the 100 meter dash and long-jump.
- Born Eric Andrew Wright (7/24/85) in San Francisco, CA.

// INJURY REPORT

- 2007:** Inactive for two games [vs. Hou. (11/25) and at Arz. (12/2)] with a knee injury.
- 2010:** Inactive vs. Car. (11/28) with a knee injury; Placed on Injured Reserve on 12/20 with a knee injury.
- 2012:** Inactive vs. Atl. (11/25) with an achilles injury.

WRIGHT'S GAME-BY-GAME

2007 (Cleveland)

Table with 15 columns: Date, Opp, W/L, P/S, Tot, Sol, Ast, Sk, Yds, Int, Yds, PD, FF, FR, Yds. Rows include games from Sep 9 to Dec 30.

2010 (Cleveland)

Table with 15 columns: Date, Opp, W/L, P/S, Tot, Sol, Ast, Sk, Yds, Int, Yds, PD, FF, FR, Yds. Rows include games from Sep 12 to Dec 19.

Placed on Injured Reserve on 12/20 (Knee)

TOTALS row for 2010: 13/10, 42, 36, 6, 0, 0, 1, 0, 9, 0, 1, 0

2008 (Cleveland)

Table with 15 columns: Date, Opp, W/L, P/S, Tot, Sol, Ast, Sk, Yds, Int, Yds, PD, FF, FR, Yds. Rows include games from Sep 7 to Dec 28.

2011 (Detroit)

Table with 15 columns: Date, Opp, W/L, P/S, Tot, Sol, Ast, Sk, Yds, Int, Yds, PD, FF, FR, Yds. Rows include games from Sep 11 to Jan 1.

TOTALS row for 2011: 16/16, 73, 66, 7, 0, 0, 4, 49, 16, 1, 0, 0

2009 (Cleveland)

Table with 15 columns: Date, Opp, W/L, P/S, Tot, Sol, Ast, Sk, Yds, Int, Yds, PD, FF, FR, Yds. Rows include games from Sep 13 to Jan 3.

2011 Postseason (Detroit)

Table with 15 columns: Date, Opp, W/L, P/S, Tot, Sol, Ast, Sk, Yds, Int, Yds, PD, FF, FR, Yds. Rows include game on Jan 7.

TOTALS row for 2011 Postseason: 1/1, 7, 5, 2, 0.0, 0.0, 0, 0, 1, 0, 0, 0

2012 (Tampa Bay)

Table with 15 columns: Date, Opp, W/L, P/S, Tot, Sol, Ast, Sk, Yds, Int, Yds, PD, FF, FR, Yds. Rows include games from Sep 9 to Dec 30.

TOTALS row for 2012: 10/10, 39, 34, 5, 0, 0, 1, 60, 8, 0, 1, 0

2012 SAN FRANCISCO 49ERS REGULAR SEASON STATISTICS

Date	W/L	Score	Opponent	Attendance	Rushing	No	Yds	Avg	Long	TD
9/9	W	30-22	at Green Bay	70,523	F. Gore	258	1,214	4.7	37	8
9/16	W	27-19	Detroit	69,732	C. Kaepernick	63	415	6.6	50t	5
9/23	L	13-24	at Minnesota	57,288	K. Hunter	72	371	5.2	26	2
9/30	W	34-0	at New York Jets	79,088	A. Smith	31	132	4.3	24	0
10/7	W	45-3	Buffalo	69,732	L. James	27	125	4.6	26	0
10/14	L	3-26	New York Giants	69,732	A. Dixon	21	78	3.7	9	2
10/18	W	13-6	Seattle	69,732	M. Manningham	3	64	21.3	29	0
10/29	W	24-3	at Arizona	62,810	D. Goldson	1	31	31.0	31	0
11/11	T	24-24 (OT)	St. Louis	69,732	K. Williams	4	21	5.3	9	0
11/19	W	32-7	Chicago	69,732	B. Miller	5	18	3.6	9	0
11/25	W	31-21	at New Orleans	73,147	M. Crabtree	1	8	8.0	8	0
12/2	L	13-16 (OT)	at St. Louis	57,279	B. Jacobs	5	7	1.4	3	0
12/9	W	27-13	Miami	69,732	T. Ginn Jr.	1	7	7.0	7	0
12/16	W	41-34	at New England	68,756	49ers	492	2,491	5.1	50t	17
12/23	L	13-42	at Seattle	68,161	Opponents	407	1,507	3.7	35	7
12/30	W	27-13	Arizona	69,732	Receiving	No	Yds	Avg	Long	TD

Team Statistics		49ers		Opponents	
Total First Downs	322	284			
Rushing	128	72			
Passing	172	178			
Penalty	22	34			
3rd Down: Made/Att	68/194	71/215			
3rd Down Pct.	35.1%	33.0%			
4th Down: Made/Att	8/12	14/25			
4th Down Pct.	66.7%	56.0%			
Possession Avg.	30:49	29:11			
Total Net Yards	5,789	4,710			
Avg. Per Game	361.8	294.4			
Total Plays	969	1,012			
Avg. Per Play	6.0	4.7			
Net Yards Rushing	2,491	1,507			
Avg. Per Game	155.7	94.2			
Total Rushes	492	407			
Net Yards Passing	3,298	3,203			
Avg. Per Game	206.1	200.2			
Sacked/Yards Lost	41/253	38/270			
Gross Yards	3,551	3,473			
Attempts/Completions	436/289	567/337			
Completion Pct.	66.3%	59.4%			
Had Intercepted	8	14			
Punts/Average	67/48.1	79/45.7			
Net Punting Avg.	43.2	38.6			
Penalties/Yards	109/960	93/758			
Fumbles/Ball Lost	26/8	21/11			
Touchdowns	44	29			
Rushing	17	7			
Passing	23	19			
Returns	4	3			

Score By Periods	Q1	Q2	Q3	Q4	OT	Pts
49ers	57	110	100	130	0	397
Opponents	54	63	55	98	3	273

Scoring	TD	Ru	Pa	Rt	PAT	FG	2Pt	Pts
D. Akers	0	0	0	0	44/44	29/42	0	131
F. Gore	10	8	1	1	0/0	0/0	0	60
M. Crabtree	9	0	9	0	0/0	0/0	0	54
V. Davis	5	0	5	0	0/0	0/0	0	30
C. Kaepernick	5	5	0	0	0/0	0/0	0	30
R. Moss	3	0	3	0	0/0	0/0	0	18
D. Walker	3	0	3	0	0/0	0/0	0	18
K. Hunter	2	2	0	0	0/0	0/0	0	12
A. Dixon	2	2	0	0	0/0	0/0	0	12
M. Manningham	1	0	1	0	0/0	0/0	0	6
A. Brooks	1	0	0	1	0/0	0/0	0	6
K. Williams	1	0	1	0	0/0	0/0	0	6
C. Rogers	1	0	0	1	0/0	0/0	0	6
D. Whitner	1	0	0	1	0/0	0/0	0	6
R. McDonald	0	0	0	0	0/0	0/0	0	2
49ers	44	17	23	4	44/44	29/42	0	397
Opponents	29	7	19	3	27/27	22/27	2	273

Sacks: 49ers: Ald. Smith 19.5, A. Brooks 6.5, J. Smith 3.0, R. McDonald 2.5, N. Bowman 2.0, R. Jean Francois 2.0, C. Rogers 1.0, I. Sopoaga 1.0, P. Willis 0.5
Total: 38.0, Opponents: 41.0

2-Pt. Conversions: 49ers 0/0, Opponents 2/2

Passing	Att	Cmp	Yds	Cmp%	Yds/Att	TD	TD%	Int	Int%	Long	Sack/Lost	Rating
C. Kaepernick	218	136	1,814	62.4%	8.3	10	4.6%	3	1.4%	57	16/112	98.3
A. Smith	218	153	1,737	70.2%	8.0	13	6.0%	5	2.3%	55	24/137	104.1
K. Hunter	0	0	0	0.0%	0.0%	0	0.0%	0	0.0%	0	1/4	0.0
49ers	436	289	3,551	66.3%	8.1	23	5.3%	8	1.8%	57	41/253	101.2
Opponents	567	337	3,473	59.4%	6.1	19	3.4%	14	2.5%	53	38/270	78.0

Receiving		No	Yds	Avg	Long	TD
M. Crabtree	85	1,105	13.0	49t	9	
M. Manningham	42	449	10.7	40	1	
V. Davis	41	548	13.4	53	5	
R. Moss	28	434	15.5	55	3	
F. Gore	28	234	8.4	26	1	
D. Walker	21	344	16.4	45	3	
K. Williams	14	212	15.1	57	1	
B. Miller	12	84	7.0	26	0	
K. Hunter	9	60	6.7	12	0	
G. Celek	4	51	12.8	35	0	
L. James	3	29	9.7	15	0	
T. Ginn Jr.	2	1	0.5	1	0	
49ers	289	3,551	12.3	57	23	
Opponents	337	3,473	10.3	53	19	

Interceptions		No	Yds	Avg	Long	TD
D. Goldson	3	21	7.0	20	0	
T. Brown	2	17	8.5	12	0	
C. Culliver	2	4	2.0	4	0	
P. Willis	2	2	1.0	2	0	
C. Rogers	1	63	63.0	63	0	
A. Brooks	1	50	50.0	50t	1	
D. Whitner	1	42	42.0	42t	1	
N. Bowman	1	11	11.0	11	0	
Ald. Smith	1	6	6.0	6	0	
49ers	14	216	15.4	63	2	
Opponents	8	70	8.8	24	0	

Punting		No	Yds	Avg	Net	TB	In	Lg	B
A. Lee	67	3,226	48.1	43.2	4	36	66	0	
49ers	67	3,226	48.1	43.2	4	36	66	0	
Opponents	78	3,609	45.7	39.1	7	24	70	1	

Punt Returns		Ret	FC	Yds	Avg	Long	TD
T. Ginn Jr.	32	12	326	10.2	38	0	
K. Williams	4	6	52	13.0	20	0	
49ers	36	18	378	10.5	38	0	
Opponents	36	18	249	6.9	75t	1	

Kickoff Returns		No	Yds	Avg	Long	TD
L. James	14	417	29.8	62	0	
K. Williams	13	353	27.2	94	0	
T. Ginn Jr.	11	253	23.0	31	0	
K. Hunter	7	165	23.6	31	0	
D. Walker	4	28	7.0	18	0	
49ers	49	1216	24.8	94	0	
Opponents	48	1289	26.9	66	0	

Field Goals: 1-19: D. Akers 1/1, 8/9, 11/13, 7/13, 2/6
 20-29: 49ers 1/1, 8/9, 11/13, 7/13, 2/6
 30-39: Opponents 0/0, 4/4, 9/9, 4/6, 5/8
 40-49: 50+:
Akers: (40G, 43G, 63G) (36G, 48G) (29G, 43B, 29G) (55N, 36G, 40N, 40G) (19G) (43N, 42G, 52N) (38G, 28G) (43) (33G, 41N) (32G, 37G, 32G) (27G, 50N, 33B) (23G, 33G, 51N) (30G, 37G) (39N, 20G, 28G) (21B, 33G, 54G) (44N, 40N, 43G, 26G)
Opponents: () (38G, 41G, 40N, 40G, 48G) (52G) () (31G) (34G, 40B, 30G, 22G, 32G) (52G, 35G, 51N) (28) (27G, 58N) () () (58N, 53G, 54G) (28G, 53G) (32G, 41G) () (35G, 31G)

Fumbles Lost: C. Kaepernick 2, T. Ginn Jr. 1, F. Gore 1, K. Hunter 1, M. Manningham 1, A. Smith 1, D. Walker 1 **Total: 8**

Opponent Fumble Recoveries: C. Rogers 3, D. Goldson 2, C. Culliver 1, D. McBeth 1, J. Smith 1, C. Spillman 1, D. Whitner 1, P. Willis 1 **Total: 11**

2012 DEFENSIVE & SPECIAL TEAM STATISTICS

DEFENSIVE STATISTICS

PLAYER	TACKLES			For Loss	Quarterback						
	Total	Solo	Asst		Sacks	Hits	Pres	INT	PD	FF	FR
N. Bowman	183	93	90	5	2.0	3	7	1	6	1	0
P. Willis	171	91	80	4.5	0.5	8	13	2	9	2	1
J. Smith	130	81	49	14	3.0	56	83	0	2	0	1
D. Whitner	119	74	45	4	0.0	1	1	1	5	2	1
D. Goldson	109	65	44	1	0.0	1	1	3	11	1	2
R. McDonald	106	57	49	7.5	2.5	59	80	0	1	1	0
A. Smith	83	63	20	25.5	19.5	47	70	1	1	3	0
A. Brooks	74	50	24	13.5	6.5	34	49	1	6	2	0
C. Rogers	69	52	17	2	1.0	2	2	1	7	0	3
T. Brown	59	49	10	0	0.0	0	0	2	14	0	0
C. Culliver	56	43	13	0	0.0	0	0	2	14	0	1
I. Sopoaga	55	25	30	3.5	1.0	7	13	0	0	0	0
R. Jean Francois	51	27	24	5	2.0	11	18	0	0	0	0
P. Cox	14	10	4	0	0.0	1	1	0	2	0	0
W. Tukuafu	13	6	7	0	0.0	1	2	0	0	0	0
D. Dobbs	7	3	4	0	0.0	0	0	0	0	0	0
I. Williams	6	3	3	1	0.0	2	3	0	0	0	0
C. Haggans	5	2	3	0	0.0	0	0	0	0	0	0
C. Spillman	3	3	0	0	0.0	0	0	0	0	0	0
D. McBath	3	2	1	0	0.0	0	0	0	0	0	0
T. Brock	3	2	1	0	0.0	0	0	0	1	0	0
T. Gooden	1	1	0	0	0.0	0	0	0	0	0	0
L. Grant	1	1	0	0	0.0	0	0	0	0	0	0
T. Jerod-Eddie	0	0	0	0	0.0	1	1	0	0	0	0
TOTALS	1,321	803	518	86.5	38.0	234	344	14	79	12	9

SACKS (38.0)

Ald. Smith (19.5) - 1.0 at GB, 1.5 vs. Det., 2.0 at NYJ, 1.0 vs. Sea., 2.0 at Arz., 2.0 vs. StL, 5.5 vs. Chi., 1.5 at NO, 1.0 at StL, 2.0 vs. Mia.	McDonald (2.5) - 0.5 vs. Det., 2.0 at NE
Brooks (6.5) - 1.0 at GB, 1.0 at NYJ, 1.0 vs. Buf., 1.0 at Arz., 1.5 at NO, 1.0 vs. Arz.	Bowman (2.0) - 1.0 vs. Sea., 1.0 at Arz.
J. Smith (3.0) - 0.5 vs. Chi., 1.5 at NO, 1.0 at StL	Jean Francois (2.0) - 1.0 at NE, 1.0 vs. Arz.
	Rogers (1.0) - 1.0 at GB
	Sopoaga (1.0) - 1.0 at Sea.
	Willis (0.5) - 0.5 at NO

INTERCEPTIONS (14)

Goldson (3) - 1-20 vs. Det., 1-1 vs. Sea., 1-0 vs. Chi.	Bowman (1) - 1-11 at GB
Brown (2) - 1-5 vs. Chi., 1-12	Brooks (1) - 1-50t at NO
Culliver (2) - 1-4 vs. Buf., 1-0 at Arz.	Rogers (1) - 1-63 at NE
Willis (2) - 1-0 at NYJ, 1-2 at Sea.	Ald. Smith (1) - 1-6 at NE
	Whitner (1) - 1-42t at NO

TOUCHDOWNS (3)

Brooks (1) - 50-yd. INT return at NO	Rogers (1) - 51-yd. fumble return at NYJ
Whitner (1) - 42-yd. INT return at NO	

SAFETIES (1)

McDonald (1) - Bears G Chilo Rachel tackled in end zone vs. Chi.

SINGLE-GAME BESTS

Tackles: 19 by NaVorro Bowman at Sea.
Tackles for Loss: 5.5 by Aldon Smith vs. Chi.
Sacks: 5.5 by Aldon Smith vs. Chi.
Passes Defensed: 6 by Tarell Brown at Arz.
Interceptions: 1 - 14 times, last by Tarell Brown vs. Arz.
Forced Fumbles: 2 by Aldon Smith vs. Chi.
Fumble Recoveries: 2 by Carlos Rogers at NYJ
Special Teams Tackles: 3 - two times, last by Bruce Miller vs. Arz.

SPECIAL TEAMS

PLAYER	Tot	Solo	Ast	KDs	FF	FR	BP	PTS
T. Brock	15	10	5	13	1	0	14	681
D. McBath	8	1	7	6	0	1	5	649
C. Spillman	10	3	7	10	0	1	9	633
A. Dixon	8	2	6	18	1	1	4	621
T. Gooden	13	3	10	9	0	0	7	598
B. Miller	15	6	9	7	0	0	8	590
D. Dobbs	3	0	3	9	0	0	2	584
L. Grant	6	2	4	16	0	0	3	578
D. Akers	2	1	1	0	0	0	1	510
A. Lee	0	0	0	0	0	0	4	430
W. Tukuafu	0	0	0	7	0	0	0	340
B. Jennings	5	1	4	4	0	0	3	340
D. Walker	3	2	1	6	0	0	2	293
D. Goldson	5	3	2	0	0	0	6	292
C. Culliver	7	4	3	7	1	0	1	237
D. Kilgore	0	0	0	2	0	0	0	235
P. Cox	7	5	2	1	0	0	0	232
M. Wilhoite	7	3	4	4	0	0	4	208
T. Ginn Jr.	0	0	0	0	0	1	6	196
J. Staley	0	0	0	0	0	0	0	172
A. Boone	0	0	0	0	0	0	0	171
L. Davis	0	0	0	0	0	0	0	169
A. Davis	0	0	0	0	0	0	0	167
M. Iupati	0	0	0	0	0	0	0	164
N. Bowman	6	2	4	1	0	0	2	159
P. Willis	0	0	0	0	0	0	0	158
G. Celek	0	0	0	0	0	0	0	155
R. Jean Francois	0	0	0	0	0	0	0	148
T. Brown	0	0	0	0	0	0	2	146
R. McDonald	0	0	0	0	0	0	0	141
A. Brooks	0	0	0	0	0	0	0	133
Ald. Smith	0	0	0	1	0	0	0	129
E. Bakhtiari	0	0	0	1	0	0	0	96
K. Williams	0	0	0	0	0	0	6	87
L. James	0	0	0	0	0	0	7	74
J. Goodwin	0	0	0	0	0	0	0	59
I. Sopoaga	0	0	0	0	0	0	0	52
K. Hunter	0	0	0	0	0	0	1	41
T. Robinson	1	0	1	0	0	0	0	40
T. Jerod-Eddie	0	0	0	1	0	0	0	21
R. Moss	0	0	0	0	0	0	2	16
C. Haggans	0	0	0	0	0	0	0	7
I. Williams	0	0	0	0	0	0	0	4
V. Davis	0	0	0	0	0	0	0	2
TOTALS	121	48	73	123	3	4	99	10,758

Special Teams Key: Tot (total tackles), Solo (solo tackle), Ast (assisted tackle), KDs (knock down), FF (forced fumble), FR (fumble recovery), BP (big play), PTS (production points as graded by coaching staff)

BLOCKED FIELD GOALS (1)

Brown (1) - vs. NYG

2012 SAN FRANCISCO 49ERS POSTSEASON STATISTICS

Date	W/L	Score	Opponent	Attendance	Rushing	No	Yds	Avg	Long	TD
1/12	W	45-31	Green Bay	69,732	F. Gore	63	319	5.1	33	4
1/20	W	28-24	at Atlanta	70,863	C. Kaepernick	25	264	10.6	56t	3
2/3	L	31-34	Baltimore	71,024	L. James	11	65	5.9	15t	1

Team Statistics		49ers		Opponents		Receiving		No	Yds	Avg	Long	TD		
Total First Downs		73		68		49ers	101	654	6.5	56t	9			
Rushing		32		16		Opponents	74	278	3.8	19	1			
Passing		35		45		Receiving	No	Yds	Avg	Long	TD			
Penalty		6		7		M. Crabtree	20	285	14.3	33	3			
3rd Down: Made/Att		12/28		19/37		V. Davis	12	254	21.2	44	1			
3rd Down Pct.		42.9%		51.4%		R. Moss	7	112	16.0	32	0			
4th Down: Made/Att		0/1		1/4		D. Walker	5	85	17.0	28	0			
4th Down Pct.		0.0%		25.0%		F. Gore	2	48	24.0	45	0			
Possession Avg.		31:11		28:49		L. James	2	11	5.5	7	0			
Total Net Yards		1,420		1,196		T. Ginn Jr.	1	3	3.0	3	0			
Avg. Per Game		473.3		398.7		49ers	49	798	16.3	45	4			
Total Plays		186		192		Opponents	78	940	12.1	56t	8			
Avg. Per Play		7.6		6.2		Interceptions	No	Yds	Avg	Long	TD			
Net Yards Rushing		654		278		T. Brown	1	39	39.0	39	0			
Avg. Per Game		218.0		92.7		C. Culliver	1	6	6.0	6	0			
Total Rushes		101		74		49ers	2	45	22.5	39	0			
Net Yards Passing		766		918		Opponents	2	58	29.0	52t	1			
Avg. Per Game		255.3		306.0		Punting	No	Yds	Avg	Net	TB	In	Lg	B
Sacked/Yards Lost		5/32		4/22		A. Lee	9	443	49.2	41.0	2	3	62	0
Gross Yards		798		940		49ers	9	443	49.2	41.0	2	3	62	0
Attempts/Completions		80/49		114/78		Opponents	9	419	46.6	36.3	2	3	56	0
Completion Pct.		61.3%		68.4%		Punt Returns	Ret	FC	Yds	Avg	Long	TD		
Had Intercepted		2		2		T. Ginn Jr.	3	3	52	17.3	32	0		
Punts/Average		9/49.2		9/46.6		49ers	3	3	52	17.3	32	0		
Net Punting Avg.		41.0		36.3		Opponents	7	0	34	4.9	17	0		
Penalties/Yards		17/143		9/76		Kickoff Returns	No	Yds	Avg	Long	TD			
Fumbles/Ball Lost		3/2		6/3		L. James	7	162	23.1	28	0			
Touchdowns		13		11		T. Ginn Jr.	1	31	31.0	31	0			
Rushing		9		1		49ers	8	193	24.1	31	0			
Passing		4		8		Opponents	9	277	30.8	108t	1			
Returns		0		2		Field Goals	1-19	20-29	30-39	40-49	50+			

Score By Periods	Q1	Q2	Q3	Q4	OT	Pts
49ers	10	34	31	29	0	104
Opponents	31	35	10	13	0	89

Scoring	TD	Ru	Pa	Rt	PAT	FG	2Pt	Pts
D. Akers	0	0	0	0	12/12	4/5	0	24
F. Gore	4	4	0	0	0/0	0/0	0	24
M. Crabtree	3	0	3	0	0/0	0/0	0	18
C. Kaepernick	3	3	0	0	0/0	0/0	0	18
L. James	1	1	0	0	0/0	0/0	0	6
A. Dixon	1	1	0	0	0/0	0/0	0	6
V. Davis	1	0	1	0	0/0	0/0	0	6
C. Culliver	0	0	0	0	0/0	0/0	0	2
49ers	13	9	4	0	12/12	4/5	0	104
Opponents	11	1	8	2	11/11	4/4	0	89

Sacks:
 49ers: A. Brooks 1.0, R. McDonald 1.0, I. Sopoaga 1.0, P. Willis 1.0 **Total: 4.0**
 Opponents: 5.0

2-Pt. Conversions: 49ers 0/1, Opponents 0/0

Passing	Att	Cmp	Yds	Cmp%	Yds/Att	TD	TD%	Int	Int%	Long	Sack/Lost	Rating
C. Kaepernick	80	49	798	61.3%	10.0	4	5.0%	2	2.5%	45	5/32	101.0
49ers	80	49	798	61.3%	10.0	4	5.0%	2	2.5%	45	5/32	101.0
Opponents	114	78	940	68.4%	8.2	8	7.0%	2	1.8%	56t	4/22	109.5

Akers: (36G) (38N) (36G, 27G, 34G)
Opponents: (31G) (35G) (19G, 38G)

Fumbles Lost: M. Crabtree 1, L. James 1 **Total: 2**

Opponent Fumble Recoveries: T. Brown 1, Ald. Smith 1, C. Spillman 1 **Total: 3**

2012 DEFENSIVE & SPECIAL TEAM POSTSEASON STATISTICS

DEFENSIVE STATISTICS

PLAYER	TACKLES			For Loss	Quarterback						
	Total	Solo	Asst		Sacks	Hits	Pres	INT	PD	FF	FR
N. Bowman	30	16	14	1	0.0	4	6	0	3	0	0
P. Willis	27	24	3	1	1.0	2	3	0	0	0	0
D. Goldson	27	13	14	0	0.0	0	0	0	0	1	0
J. Smith	23	12	11	0	0.0	7	13	0	0	0	0
R. McDonald	23	15	8	1	1.0	12	17	0	0	0	0
D. Whitner	19	10	9	0	0.0	0	0	0	0	0	0
T. Brown	13	11	2	0	0.0	0	0	1	3	1	1
C. Culliver	12	10	2	0	0.0	0	0	1	3	0	0
Ald. Smith	11	8	3	0	0.0	13	20	0	0	1	1
A. Brooks	11	8	3	1	1.0	6	10	0	2	0	0
C. Rogers	9	7	2	0	0.0	0	0	0	1	0	0
I. Sopoaga	8	5	3	1	1.0	3	6	0	0	0	0
R. Jean Francois	5	3	2	0	0.0	2	3	0	0	0	0
T. Brock	3	3	0	0	0.0	0	0	0	0	0	0
P. Cox	3	2	1	0	0.0	0	0	0	0	0	0
TOTALS	224	147	77	5	4.0	49	78	2	12	3	2

SACKS (4.0)

Brooks (1.0) - 1.0 vs. Bal. **Sopoaga (1.0)** - 1.0 at Atl.
McDonald (1.0) - 1.0 vs. Bal. **Willis (1.0)** - 1.0 vs. GB

INTERCEPTIONS (2)

Brown (1) - 1-39 vs. GB **Culliver (1)** - 1-6 at Atl.

SINGLE-GAME BESTS

Tackles: 11 by Patrick Willis & NaVorro Bowman vs. Bal.
Tackles for Loss: 1 - 5 times, last by N. Bowman, A. Brooks & R. McDonald vs. Bal.
Sacks: 1.0 - 4 times, last by Ahmad Brooks & Ray McDonald vs. Bal.
Passes Defensed: 2 - 4 times, last by Chris Culliver vs. Bal.
Interceptions: 1 - 2 times, last by Chris Culliver at Atl.
Forced Fumbles: 1 - 3 times, last by Tarell Brown vs. Bal.
Fumble Recoveries: 1 - 2 times, last by Tarell Brown vs. Bal.
Special Teams Tackles: 3 by Delanie Walker vs. Bal.

SPECIAL TEAMS

PLAYER	Tot	Solo	Ast	KDs	FF	FR	BP	PTS
C. Spillman	2	1	1	0	0	1	6	139
D. McBath	1	1	0	0	0	0	1	132
M. Wilhoite	4	4	0	0	0	0	3	131
T. Brock	1	1	0	0	0	0	1	112
A. Dixon	1	1	0	1	0	0	0	112
T. Gooden	1	1	0	0	0	0	0	108
B. Miller	0	0	0	1	0	0	0	107
L. Grant	1	1	0	0	0	0	0	106
D. Akers	0	0	0	0	0	0	0	101
W. Tukuafu	0	0	0	1	0	0	0	81
D. Walker	4	4	0	0	0	0	2	80
D. Kilgore	0	0	0	0	0	0	0	69
G. Celek	0	0	0	0	0	0	0	64
A. Lee	0	0	0	0	0	0	0	60
B. Jennings	0	0	0	0	0	0	0	51
D. Goldson	0	0	0	0	0	0	0	50
P. Cox	1	1	0	0	0	0	0	39
A. Brooks	0	0	0	0	0	0	0	38
R. Jean Francois	0	0	0	0	0	0	0	38
R. McDonald	0	0	0	0	0	0	0	38
Ald. Smith	0	0	0	0	0	0	0	38
I. Sopoaga	0	0	0	0	0	0	0	38
P. Willis	0	0	0	0	0	0	0	38
T. Brown	0	0	0	0	0	0	0	37
T. Ginn Jr.	0	0	0	0	0	0	3	37
A. Boone	0	0	0	0	0	0	0	36
L. Davis	0	0	0	0	0	0	0	36
J. Goodwin	0	0	0	0	0	0	0	36
M. Iupati	0	0	0	0	0	0	0	36
J. Staley	0	0	0	0	0	0	0	36
L. James	0	0	0	0	0	0	0	36
A. Davis	0	0	0	0	0	0	0	35
N. Bowman	0	0	0	0	0	0	0	20
C. Culliver	0	0	0	0	0	0	0	9
R. Moss	0	0	0	0	0	0	0	2
TOTALS	16	15	1	3	0	1	16	2126

Special Teams Key: Tot (total tackles), Solo (solo tackle), Ast (assisted tackle), KDs (knock down), FF (forced fumble), FR (fumble recovery), BP (big play), PTS (production points as graded by coaching staff)

2012 SAN FRANCISCO 49ERS PARTICIPATION CHART

PLAYER	@GB 9-9	DET 9-16	@MIN 9-23	@NYJ 9-30	BUF 10-7	NYG 10-14	SEA 10-18	@ARZ 10-29	STL 11-11	CHI 11-19	@NO 11-25	@STL 12-2	MIA 12-9	@NE 12-16	@SEA 12-23	ARZ 12-30	GP	GS	DNP	IA
Akers, David	P	P	P	P	P	P	P	P	P	P	P	P	P	P	P	P	16	0	0	0
Bakhtiari, Eric	NR	NR	P	P	P	NR	NR	NR	NR	NR	NR	NR	NR	P	P	IA	5	0	0	1
Boone, Alex	RG	RG	RG	RG	RG	RG	RG	RG	RG	RG	RG	RG	RG	RG	RG	RG	16	16	0	0
Bowman, NaVorro	LB	LB	LB	LB	LB	LB	LB	LB	LB	LB	LB	LB	LB	LB	LB	LB	16	16	0	0
Brock, Tramaine	P	P	P	P	P	P	P	P	P	P	P	P	P	P	P	P	16	0	0	0
Brooks, Ahmad	LB	LB	LB	LB	LB	LB	LB	LB	LB	LB	LB	LB	LB	LB	LB	LB	16	16	0	0
Brown, Tarell	CB	CB	CB	CB	CB	CB	CB	CB	CB	CB	CB	CB	CB	CB	CB	CB	16	16	0	0
Celek, Garrett	IA	IA	DNP	P	P	P	P	P	P	P	P	P	P	P	P	P	13	0	1	2
Cox, Perrish	P	P	P	P	P	P	P	P	P	P	P	P	P	P	P	P	16	0	0	0
Crabtree, Michael	WR	WR	WR	WR	WR	WR	WR	WR	WR	WR	WR	WR	WR	WR	WR	WR	16	16	0	0
Culliver, Chris	CB	CB	P	P	CB	P	P	P	P	P	P	P	CB	CB	P	CB	16	6	0	0
Davis, Anthony	RT	RT	RT	RT	RT	RT	RT	RT	RT	RT	RT	RT	RT	RT	RT	RT	16	16	0	0
Davis, Leonard	P	P	P	P	P	P	P	P	P	P	P	P	P	P	P	P	16	0	0	0
Davis, Vernon	TE	TE	TE	TE	TE	TE	TE	TE	TE	TE	TE	TE	TE	TE	TE	TE	16	16	0	0
Divens, Lamar	NR	NR	NR	NR	NR	NR	NR	NR	NR	NR	NR	NR	NR	NR	NR	PS	0	0	0	0
Dixon, Anthony	P	P	P	P	P	P	P	P	P	P	P	P	P	P	P	P	16	0	0	0
Dobbs, Demarcus	P	P	P	P	P	P	P	P	P	P	P	IA	P	IR	IR	IR	12	0	0	1
Fleming, Darius	PUP	PUP	PUP	PUP	PUP	PUP	PUP	PUP	PUP	PUP	PUP	PUP	PUP	PUP	PUP	PUP	0	0	0	0
Ginn Jr., Ted	IA	IA	IA	P	P	P	P	P	P	P	P	P	P	P	P	P	13	0	0	3
Goldson, Dashon	FS	FS	FS	FS	FS	FS	FS	FS	FS	FS	FS	FS	FS	FS	FS	FS	16	16	0	0
Gooden, Tavares	P	P	P	P	P	P	P	P	P	P	P	P	P	IA	P	P	15	0	0	1
Goodwin, Jonathan	C	C	C	C	C	C	C	C	C	C	C	C	C	C	C	C	15	15	0	0
Gore, Frank	RB	RB	RB	RB	RB	RB	RB	RB	RB	RB	RB	RB	RB	RB	RB	RB	16	16	0	0
Grant, Larry	P	P	P	P	P	P	P	P	P	P	P	P	P	P	P	P	16	0	0	0
Haggans, Clark	DNP	DNP	SUS	SUS	SUS	DNP	P	P	P	P	P	P	P	P	IA	P	9	0	3	1
Hall, Chad	NR	NR	NR	NR	NR	NR	NR	NR	NR	NR	NR	PS	PS	NR	PS	PS	0	0	0	0
Hampton, Jewel	NFI	NFI	NFI	NFI	NFI	NFI	NFI	NFI	NFI	NFI	NFI	IA	IA	IA	IA	IA	0	0	0	5
Haralson, Parys	IR	IR	IR	IR	IR	IR	IR	IR	IR	IR	IR	IR	IR	IR	IR	IR	0	0	0	0
Hoffman-Ellis, Alex	NR	NR	NR	NR	NR	NR	NR	NR	NR	NR	NR	NR	PS	PS	PS	NR	0	0	0	0
Hunter, Kendall	P	P	P	P	P	P	P	P	P	P	P	IR	IR	IR	IR	IR	11	0	0	0
Iupati, Mike	LG	LG	LG	LG	LG	LG	LG	LG	LG	LG	LG	LG	LG	LG	LG	LG	16	16	0	0
Jacobs, Brandon	IA	IA	IA	IA	IA	IA	DNP	IA	IA	IA	P	P	IA	SUS	SUS	SUS	2	0	1	10
James, LaMichael	IA	IA	IA	IA	IA	IA	IA	IA	IA	IA	IA	IA	P	P	P	P	4	0	0	12
Jean Francois, Ricky	P	P	P	NT	P	P	P	P	P	P	P	P	P	P	DT	DT	16	3	0	0
Jenkins, A.J.	DNP	IA	IA	IA	IA	IA	IA	IA	IA	IA	IA	DNP	P	P	IA	P	3	0	2	11
Jennings, Brian	P	P	P	P	P	P	P	P	P	P	P	P	P	P	P	P	16	0	0	0
Jerod-Eddie, Tony	PS	PS	PS	PS	PS	PS	PS	PS	PS	PS	PS	PS	PS	PS	PS	P	1	0	0	0
Johnson, Cam	PS	PS	PS	PS	PS	PS	PS	PS	PS	PS	PS	PS	PS	PS	PS	P	2	0	0	0
Kaepernick, Colin	P	DNP	DNP	P	P	P	P	DNP	P	QB	QB	QB	QB	QB	QB	QB	13	7	3	0
Kilgore, Daniel	P	P	P	P	P	P	P	P	P	P	P	P	P	P	P	P	16	0	0	0
Lee, Andy	P	P	P	P	P	P	P	P	P	P	P	P	P	P	P	P	16	0	0	0
Lockette, Ricardo	NR	NR	NR	PS	PS	PS	PS	PS	PS	PS	PS	PS	PS	PS	PS	PS	0	0	0	0
Looney, Joe	IA	IA	IA	IA	IA	IA	IA	IA	IA	IA	IA	IA	IA	IA	IA	IA	0	0	0	16
Manningham, Mario	P	WR	P	WR	WR	WR	IA	WR	WR	WR	WR	WR	IA	IA	WR	IR	12	10	0	3
Masifilo, Matthew	PS	PS	PS	PS	PS	PS	PS	PS	PS	NR	NR	NR	NR	NR	NR	NR	0	0	0	0
McBath, Darcel	P	P	P	P	P	P	P	P	P	P	P	P	P	P	P	P	16	0	0	0
McDonald, Ray	DT	DT	DT	DT	DT	DT	DT	DT	DT	DT	DT	DT	DT	DT	DT	DT	16	16	0	0
Miller, Bruce	FB	P	FB	P	FB	P	FB	FB	FB	FB	FB	FB	FB	FB	FB	FB	16	13	0	0
Moss, Randy	P	P	WR	P	P	P	P	P	P	P	P	P	P	WR	P	P	16	2	0	0
Netter, Al	PS	PS	PS	PS	PS	PS	PS	PS	PS	PS	PS	PS	PS	PS	PS	PS	0	0	0	0
Palmer, Nathan	PS	PS	PS	NR	NR	NR	NR	NR	NR	NR	NR	NR	NR	NR	NR	NR	0	0	0	0
Robinson, Trenton	P	P	P	IA	IA	IA	IA	IA	IA	IA	IA	IA	IA	IA	IA	IA	3	0	0	13
Rogers, Carlos	CB	CB	CB	CB	CB	CB	CB	CB	CB	CB	CB	CB	CB	CB	CB	CB	16	16	0	0
Smith, Aldon	LB	LB	LB	LB	LB	LB	LB	LB	LB	LB	LB	LB	LB	LB	LB	LB	16	16	0	0
Smith, Alex	QB	QB	QB	QB	QB	QB	QB	QB	QB	IA	DNP	DNP	DNP	DNP	DNP	P	10	9	5	1
Smith, Justin	DT	DT	DT	DT	DT	DT	DT	DT	DT	DT	DT	DT	DT	DT	IA	IA	14	14	0	2
Sopoaga, Isaac	P	P	NT	IA	P	NT	NT	NT	NT	NT	NT	NT	P	P	NT	P	15	9	0	1
Spillman, C.J.	P	P	P	P	P	P	P	P	P	P	P	P	P	P	P	P	16	0	0	0
Staley, Joe	LT	LT	LT	LT	LT	LT	LT	LT	LT	LT	LT	LT	LT	LT	LT	LT	16	16	0	0
Taylor, Curtis	NR	NR	NR	NR	NR	NR	NR	NR	NR	NR	NR	NR	NR	NR	NR	PS	0	0	0	0
Thomas, Michael	PS	PS	PS	PS	PS	PS	PS	PS	PS	PS	PS	PS	PS	PS	PS	PS	0	0	0	0
Tolzien, Scott	IA	DNP	IA	IA	IA	IA	IA	IA	IA	DNP	IA	IA	IA	DNP	IA	IA	0	0	3	13
Tukuafu, Will	P	P	P	P	P	P	P	P	P	P	IA	P	P	P	P	IA	14	0	0	2
Walker, Delanie	P	P	P	TE	P	P	TE	P	P	P	P	P	TE	P	P	TE	16	4	0	0
Whitley, Eddie	NR	NR	NR	NR	NR	NR	NR	NR	NR	NR	PS	PS	NR	NR	NR	NR	0	0	0	0
Whitner, Donte	SS	SS	SS	SS	SS	SS	SS	SS	SS	SS	SS	SS	SS	SS	SS	SS	16	16	0	0
Wiggins, Kenny	PS	PS	PS	PS	PS	PS	PS	PS	PS	PS	PS	PS	PS	PS	PS	PS	0	0	0	0
Wilhoite, Michael	PS	PS	PS	PS	PS	PS	PS	PS	PS	PS	PS	P	P	P	P	P	5	0	0	0
Williams, Ian	IA	IA	IA	P	IA	IA	IA	IA	IA	IA	IA	IA	IA	IA	P	P	3	0	0	13
Williams, Kyle	WR	WR	P	P	P	WR	P	P	P	P	P	IR	IR	IR	IR	IR	11	3	0	0
Willis, Patrick	LB	LB	LB	LB	LB	LB	LB	LB	LB	LB	LB	LB	LB	LB	LB	LB	16	16	0	0

Position = Starter, P = Played, DNP = Did Not Play, IA = Inactive, IR = Injured Reserve, EQ = Emergency Quarterback, PUP = Physically Unable to Perform, NR = Not on Roster, PS = Practice Squad, NFI = Non-Football Injury, SUS = Suspended, EXP = Roster Exemption, PSI = Practice Squad/Injured, BYE = Week 9

2012 POSTSEASON ROSTER & PARTICIPATION

ROSTER BY EXPERIENCE, POSTSEASON

PLAYER	EXP	GP/GS	W/ SF
David Akers	14	24/0	5/0
Clark Haggans	13	15/10	2/0
Brian Jennings	13	8/0	8/0
Randy Moss	13	15/15	3/3
Justin Smith	12	6/6	5/5
Leonard Davis	11	6/3	3/0
Jonathan Goodwin	11	14/14	5/5
Andy Lee	9	5/0	5/0
Isaac Sopoaga	9	5/3	5/3
Frank Gore	8	5/5	5/5
Carlos Rogers	8	5/5	5/5
Alex Smith	8	2/2	2/2
Vernon Davis	7	5/5	5/5
Parys Haralson+	7	2/2	2/2
Donte Whitner	7	5/5	5/5
Delanie Walker	7	4/2	4/2
Ahmad Brooks	7	5/5	5/5
Patrick Willis	6	5/5	5/5
Ted Ginn Jr.	6	5/1	5/1
Ray McDonald	6	5/5	5/5
Tarell Brown	6	5/5	5/5
Dashon Goldson	6	5/5	5/5
Joe Staley	6	5/5	5/5
Tavares Gooden	5	8/0	5/0
Larry Grant	4	5/0	5/0
Michael Crabtree	4	5/5	5/5
Mario Manningham+	4	4/2	0/0
C.J. Spillman	4	5/0	5/0
Ricky Jean Francois	4	5/0	5/0
Darcel McBath	4	3/0	3/0
Anthony Davis	3	5/5	5/5
Mike Iupati	3	5/5	5/5
NaVorro Bowman	3	5/5	5/5
Anthony Dixon	3	5/0	5/0
Kyle Williams+	3	2/1	2/1
Alex Boone	3	5/3	5/3
Tramaine Brock	3	5/0	5/0
Will Tukuafu	2	3/0	3/0
Chris Culliver	2	5/2	5/2
Kendall Hunter+	2	2/0	2/0
Bruce Miller	2	5/3	5/3
Aldon Smith	2	5/3	5/3
Perrish Cox	2	3/0	3/0
Demarcus Dobbs+	2	2/0	2/0
Daniel Kilgore	2	3/0	3/0
Colin Kaepernick	2	3/3	3/3
Ian Williams	2	0/0	0/0
Scott Tolzien	2	0/0	0/0
Michael Wilhoite	1	3/0	3/0
A.J. Jenkins	R	2/0	2/0
LaMichael James	R	3/0	3/0
Joe Looney	R	0/0	0/0
Darius Fleming*	R	0/0	0/0
Trenton Robinson	R	0/0	0/0
Garrett Celek	R	3/0	3/0
Jewel Hampton	R	0/0	0/0
Cam Johnson	R	0/0	0/0
Tony Jerod-Eddie	R	0/0	0/0

* – Denotes player on the Injured Reserve List

POSTSEASON PARTICIPATION

	GB 1-12	at Atl 1-20	Bal 2-3	GP	GS	DNP	IA
Akers, David	P	P	P	3	0	0	0
Boone, Alex	RG	RG	RG	3	3	0	0
Bowman, NaVorro	ILB	ILB	ILB	3	3	0	0
Brock, Tramaine	P	P	P	3	0	0	0
Brooks, Ahmad	OLB	OLB	OLB	3	3	0	0
Brown, Tarell	CB	CB	CB	3	3	0	0
Celek, Garrett	P	P	P	3	0	0	0
Cox, Perrish	P	P	P	3	0	0	0
Crabtree, Michael	WR	WR	WR	3	3	0	0
Culliver, Chris	CB	CB	P	3	2	0	0
Cundiff, Billy	IA	NR	NR	0	0	0	1
Davis, Anthony	RT	RT	RT	3	3	0	0
Davis, Leonard	P	P	P	3	0	0	0
Davis, Vernon	TE	TE	TE	3	3	0	0
Divens, Lamar	PS	PS	PS	0	0	0	0
Dixon, Anthony	P	P	P	3	0	0	0
Dobbs, Demarcus	IR	IR	IR	0	0	0	0
Fleming, Darius	PUP	PUP	PUP	0	0	0	0
Ginn Jr., Ted	P	P	P	3	0	0	0
Goldson, Dashon	FS	FS	FS	3	3	0	0
Gooden, Tavares	P	P	P	3	0	0	0
Goodwin, Jonathan	C	C	C	3	3	0	0
Gore, Frank	RB	RB	RB	3	3	0	0
Grant, Larry	P	P	P	3	0	0	0
Haggans, Clark	DNP	P	P	2	0	1	0
Hall, Chad	PS	P	P	2	0	0	0
Hampton, Jewel	IA	IA	IA	0	0	0	3
Haralson, Parys	IR	IR	IR	0	0	0	0
Hunter, Kendall	IR	IR	IR	0	0	0	0
Iupati, Mike	LG	LG	LG	3	3	0	0
James, LaMichael	P	P	P	3	0	0	0
Jean Francois, Ricky	P	P	P	3	0	0	0
Jenkins, A.J.	P	DNP	DNP	1	0	2	0
Jennings, Brian	P	P	P	3	0	0	0
Jerod-Eddie, Tony	IA	IA	IA	0	0	0	3
Johnson, Cam	DNP	IA	IA	0	0	1	2
Kaepernick, Colin	QB	QB	QB	3	3	0	0
Kilgore, Daniel	P	P	P	3	0	0	0
Lee, Andy	P	P	P	3	0	0	0
Lockette, Ricardo	PS	PS	PS	0	0	0	0
Looney, Joe	IA	IA	IA	0	0	0	3
Manningham, Mario	IR	IR	IR	0	0	0	0
McBath, Darcel	P	P	P	3	0	0	0
McDonald, Ray	DT	DT	DT	3	3	0	0
Miller, Bruce	FB	FB	P	3	2	0	0
Moss, Randy	WR	WR	WR	3	3	0	0
Netter, Al	PS	PS	PS	0	0	0	0
Robinson, Trenton	IA	IA	IA	0	0	0	3
Rogers, Carlos	CB	CB	CB	3	3	0	0
Smith, Aldon	OLB	OLB	OLB	3	3	0	0
Smith, Alex	DNP	DNP	DNP	0	0	3	0
Smith, Justin	DT	DT	DT	3	3	0	0
Sopoaga, Isaac	P	P	NT	3	1	0	0
Spillman, C.J.	P	P	P	3	0	0	0
Staley, Joe	LT	LT	LT	3	3	0	0
Stupar, Nate	PS	PS	PS	0	0	0	0
Taylor, Curtis	PS	PS	PS	0	0	0	0
Thomas, Michael	P	P	P	3	0	0	0
Tolzien, Scott	IA	IA	IA	0	0	0	3
Tukuafu, Will	P	P	P	3	0	0	0
Walker, Delanie	P	P	TE	3	1	0	0
Whitner, Donte	SS	SS	SS	3	3	0	0
Wiggins, Kenny	PS	PS	PS	0	0	0	0
Wilhoite, Michael	P	P	P	3	0	0	0
Williams, Ian	IA	IA	IA	0	0	0	3
Williams, Kyle	IR	IR	IR	0	0	0	0
Willis, Patrick	ILB	ILB	ILB	3	3	0	0

2012 SAN FRANCISCO 49ERS GAME-BY-GAME STARTERS

OFFENSE

Opp	WR	LT	LG	C	RG	RT	TE	WR	FB	RB	QB	Other
at GB	Crabtree	Staley	lupati	Goodwin	Boone	A. Davis	V. Davis	K. Williams	Miller	Gore	Smith	
Det	Crabtree	Staley	lupati	Goodwin	Boone	A. Davis	V. Davis	K. Williams		Gore	Smith	Manningham (WR)
at Min	Crabtree	Staley	lupati	Goodwin	Boone	A. Davis	V. Davis	Moss	Miller	Gore	Smith	
at NYJ	Crabtree	Staley	lupati	Goodwin	Boone	A. Davis	V. Davis	Manningham		Gore	Smith	Walker (TE)
Buf	Crabtree	Staley	lupati	Goodwin	Boone	A. Davis	V. Davis	Manningham	Miller	Gore	Smith	
NYG	Crabtree	Staley	lupati	Goodwin	Boone	A. Davis	V. Davis	Manningham		Gore	Smith	Williams (WR)
Sea	Crabtree	Staley	lupati	Goodwin	Boone	A. Davis	V. Davis		Miller	Gore	Smith	Walker (TE)
at Arz	Crabtree	Staley	lupati	Goodwin	Boone	A. Davis	V. Davis	Manningham	Miller	Gore	Smith	
StL	Crabtree	Staley	lupati	Goodwin	Boone	A. Davis	V. Davis	Manningham	Miller	Gore	Smith	
Chi	Crabtree	Staley	lupati	Goodwin	Boone	A. Davis	V. Davis	Manningham	Miller	Gore	Kaepernick	
at NO	Crabtree	Staley	lupati	Goodwin	Boone	A. Davis	V. Davis	Manningham	Miller	Gore	Kaepernick	
at StL	Crabtree	Staley	lupati	Goodwin	Boone	A. Davis	V. Davis	Manningham	Miller	Gore	Kaepernick	
Mia	Crabtree	Staley	lupati	Goodwin	Boone	A. Davis	V. Davis		Miller	Gore	Kaepernick	Walker (TE)
at NE	Crabtree	Staley	lupati	Goodwin	Boone	A. Davis	V. Davis	Moss	Miller	Gore	Kaepernick	
at Sea	Crabtree	Staley	lupati	Goodwin	Boone	A. Davis	V. Davis	Manningham	Miller	Gore	Kaepernick	
Arz	Crabtree	Staley	lupati	Goodwin	Boone	A. Davis	V. Davis		Miller	Gore	Kaepernick	Walker (TE)
Postseason												
GB	Crabtree	Staley	lupati	Goodwin	Boone	A. Davis	V. Davis	Moss	Miller	Gore	Kaepernick	
at Atl	Crabtree	Staley	lupati	Goodwin	Boone	A. Davis	V. Davis	Moss	Miller	Gore	Kaepernick	
Bal	Crabtree	Staley	lupati	Goodwin	Boone	A. Davis	V. Davis	Moss		Gore	Kaepernick	Walker (TE)

DEFENSE

Opp	LDT	NT	RDT	OLB	ILB	ILB	OLB	LCB	RCB	SS	FS	Other
at GB	McDonald		J. Smith	Brooks	Bowman	Willis	Ald. Smith	Rogers	Brown	Whitner	Goldson	Culliver (CB)
Det	McDonald		J. Smith	Brooks	Bowman	Willis	Ald. Smith	Rogers	Brown	Whitner	Goldson	Culliver (CB)
at Min	McDonald	Sopoaga	J. Smith	Brooks	Bowman	Willis	Ald. Smith	Rogers	Brown	Whitner	Goldson	
at NYJ	McDonald	Jean Francois	J. Smith	Brooks	Bowman	Willis	Ald. Smith	Rogers	Brown	Whitner	Goldson	
Buf	McDonald		J. Smith	Brooks	Bowman	Willis	Ald. Smith	Rogers	Brown	Whitner	Goldson	Culliver (CB)
NYG	McDonald	Sopoaga	J. Smith	Brooks	Bowman	Willis	Ald. Smith	Rogers	Brown	Whitner	Goldson	
Sea	McDonald	Sopoaga	J. Smith	Brooks	Bowman	Willis	Ald. Smith	Rogers	Brown	Whitner	Goldson	
at Arz	McDonald	Sopoaga	J. Smith	Brooks	Bowman	Willis	Ald. Smith	Rogers	Brown	Whitner	Goldson	
StL	McDonald	Sopoaga	J. Smith	Brooks	Bowman	Willis	Ald. Smith	Rogers	Brown	Whitner	Goldson	
Chi	McDonald	Sopoaga	J. Smith	Brooks	Bowman	Willis	Ald. Smith	Rogers	Brown	Whitner	Goldson	
at NO	McDonald	Sopoaga	J. Smith	Brooks	Bowman	Willis	Ald. Smith	Rogers	Brown	Whitner	Goldson	
at StL	McDonald	Sopoaga	J. Smith	Brooks	Bowman	Willis	Ald. Smith	Rogers	Brown	Whitner	Goldson	
Mia	McDonald		J. Smith	Brooks	Bowman	Willis	Ald. Smith	Rogers	Brown	Whitner	Goldson	Culliver (CB)
at NE	McDonald		J. Smith	Brooks	Bowman	Willis	Ald. Smith	Rogers	Brown	Whitner	Goldson	Culliver (CB)
at Sea	McDonald	Sopoaga	Jean Francois	Brooks	Bowman	Willis	Ald. Smith	Rogers	Brown	Whitner	Goldson	
Arz	McDonald		Jean Francois	Brooks	Bowman	Willis	Ald. Smith	Rogers	Brown	Whitner	Goldson	
Postseason												
GB	McDonald		J. Smith	Brooks	Bowman	Willis	Ald. Smith	Rogers	Brown	Whitner	Goldson	Culliver (CB)
at Atl	McDonald		J. Smith	Brooks	Bowman	Willis	Ald. Smith	Rogers	Brown	Whitner	Goldson	Culliver (CB)
Bal	McDonald	Sopoaga	J. Smith	Brooks	Bowman	Willis	Ald. Smith	Rogers	Brown	Whitner	Goldson	

INACTIVES

Opp	Inactives
at GB	Tolzien/Ginn/James/Jacobs/Looney/Celek/I. Williams
Det	Jenkins/Ginn/James/Jacobs/Looney/Celek/I. Williams
at Min	Tolzien/Jenkins/Ginn/James/Jacobs/Looney/I. Williams
at NYJ	Tolzien/Jenkins/James/Robinson/Jacobs/Looney/Sopoaga
Buf	Tolzien/Jenkins/James/Robinson/Jacobs/Looney/I. Williams
NYG	Tolzien/Jenkins/James/Robinson/Jacobs/Looney/I. Williams
Sea	Tolzien/Jenkins/James/Robinson/Looney/Manningham/I. Williams
at Arz	Tolzien/Jenkins/James/Robinson/Jacobs/Looney/I. Williams
StL	Tolzien/Jenkins/James/Robinson/Jacobs/Looney/I. Williams
Chi	Alex Smith/Jenkins/James/Robinson/Jacobs/Looney/I. Williams
at NO	Tolzien/Jenkins/James/Robinson/Tukuafu/Looney/I. Williams
at StL	Tolzien/James/Robinson/Hampton/Looney/Dobbs/I. Williams
Mia	Tolzien/Robinson/Hampton/Jacobs/Looney/Manningham/I. Williams
at NE	Robinson/Hampton/Gooden/Looney/Manningham/I. Williams
at Sea	Tolzien/Jenkins/Robinson/Hampton/Haggans/Looney/J. Smith
Arz	Tolzien/Robinson/Hampton/Tukuafu/Looney/J. Smith/Bakhtiari
Postseason	
GB	Tolzien/Cundiff/Robinson/Hampton/Jerod—Eddie/Looney, I. Williams
at Atl	Tozien/Robinson/Hampton/Johnson/Jerod—Eddie/Looney/I. Williams
Bal	Tozien/Robinson/Hampton/Johnson/Jerod—Eddie/Looney/I. Williams

2012 SAN FRANCISCO 49ERS TRANSACTIONS

- 1-24 Signed C **Chase Beeler**, T **Derek Hall**, FS **Mark LeGree**, DB **Cory Nelms**, WR **Kyle Nelson**, TE **Konrad Reuland** and LB **Michael Wilhoite** to Reserve/Future contracts.
- 1-30 Signed WR **John Matthews** to a Reserve/Future contract.
- 1-31 Signed G **Garrett Chisolm** and T **Kenny Wiggins** to Reserve/Future contracts.
- 2-17 Named **Tracy Smith** special teams assistant. Two coaches received new titles: **Ejiro Evero** was named offensive assistant and **Michael Christianson** was named offensive assistant & coordinator of football technology.
- 2-23 Signed LS **Ryan Pontbriand** to a one-year contract.
- 2-28 Signed LB **Ahmad Brooks** to a six-year contract extension.
- 3-2 Placed the non-exclusive franchise tag on S **Dashon Goldson**.
- 3-6 Signed S **C.J. Spillman** to a three-year contract extension.
- 3-8 Signed DT **Will Tukuafu** to a two-year contract extension.
- 3-12 Tendered one-year contracts to exclusive rights free agent CB **Tramaine Brock** and restricted free agent LB **Larry Grant**. Signed WR **Randy Moss** to a one-year contract.
- 3-13 Signed CB **Perrish Cox** to a two-year contract and signed LB **Tavares Gooden** to a one-year contract.
- 3-15 Released CB **Shawntae Spencer**.
- 3-16 Re-signed CB **Carlos Rogers** to a four-year contract and signed RB **Rock Cartwright** to a one-year deal.
- 3-21 Re-signed QB **Alex Smith** to a three-year deal.
- 3-22 Signed WR **Mario Manningham** and QB **Josh Johnson** both to two-year deals and re-signed WR **Ted Ginn Jr.** to a one-year deal.
- 3-30 Waived WR **Dontavia Bogan**.
- 4-6 Signed RB **Brandon Jacobs** to a one-year deal.
- 4-17 LB **Larry Grant** signed the one-year contract he had previously been tendered. Signed WR **Brett Swain** to a one-year deal.
- 4-26 Selected WR **A.J. Jenkins** in the 1st round (30th overall).
- 4-27 Selected RB **LaMichael James** in the 2nd round (61st overall) and traded 3rd round pick (92nd overall) to Indianapolis for a 2012 4th round pick (97th overall) and the Colts 2013 5th round selection.
- 4-28 Traded 4th round (97th overall) pick to Miami for a 2012 4th round pick (103rd overall), a 2012 6th round pick (196th overall, from New Orleans) and the Dolphins 2013 6th round pick. Traded 4th round (103rd overall) pick to Carolina for 2013 6th round pick (180th overall) and the Panthers 2013 3rd round pick. Selected G **Joe Looney** in the 4th round (117th overall). Traded 4th round (125th overall) pick to Detroit along with a 2012 6th round pick (196th overall from New Orleans via Miami) for a 2012 4th round pick (117th overall). Selected LB **Darius Fleming** in the 5th round (165th overall) and S **Trenton Robinson** in the 6th round (180th overall). Traded 6th round (196th overall) pick to Detroit along with a 2012 4th round pick (125th overall) for a 2012 4th round pick (117th overall). Selected LB **Cam Johnson** in the 7th round (237th overall).
- 5-4 Signed 17 undrafted free agents: FB **Cameron Bell**, LB **Kourtnei Brown**, DT **Patrick Butrym**, TE **Garrett Celek**, OL **David Gonzales**, RB **Jewel Hampton**, LB **Joe Holland**, DT **Matthew Masifilo**, CB **Anthony Mosley**, T **Kevin Murphy**, G **Al Netter**, WR **Chris Owusu**, WR **Nathan Palmer**, CB **Deante Purvis**, K **Giorgio Tavecchio**, S **Michael Thomas** and WR **Brian Tjms**.
- 5-10 Signed the following six draft picks to four-year deals: RB **LaMichael James**, G **Joe Looney**, LB **Darius Fleming**, S **Trenton Robinson**, OL **Jason Slowey**, and LB **Cameron Johnson**.
- 5-14 Signed LB **Eric Bakhtiari** to a two-year deal and DB **Ben Hannula** to a three-year deal. The team released WR **John Matthews** and T **Kevin Murphy**.
- 6-6 Promoted **Ethan Waugh** to senior personnel assistant. The team also named **Scott Brown** and **Chip Flanagan** regional scouts.
- 6-12 Named **Paul Wulff** as senior offensive assistant.
- 6-15 Released LS **Ryan Pontbriand**.
- 6-20 Signed draft pick WR **A.J. Jenkins** to a four-year deal.
- 7-16 The team named **Steven Rubio** a scouting assistant, **Mike Williams** a pro personnel scout and **Dave Scholz** the strength, nutrition and conditioning assistant.
- 7-20 Signed CB **Darcel McBath** to a one-year deal.
- 7-26 Signed G **Leonard Davis** to a one-year contract and waived OL **David Gonzales**.
- 8-9 Waived CB **Curtis Holcomb**.
- 8-11 Signed LB **Kenny Rowe** to a two-year contract and waived S **Mark LeGree**.
- 8-13 Signed TE **Gijon Robinson** to a one-year contract and TE **Joe Sawyer** to a three-year deal. The team also waived G **Garrett Chisolm**.
- 8-15 Signed LB **Ikaika Alama-Francis** to a one-year deal and waived TE **Gijon Robinson**. The team waived/injured TE **Nate Byham**.
- 8-16 Moved RB **Jewel Hampton** to the Reserve/Non-Football Injury List and LB **Darius Fleming** to the Reserve/Physically Unable to Perform List. The team also waived the following 12 players: FB **Cameron Bell**, OL **Kourtnei Brown**, DT **Patrick Butrym**, WR **Ben Hannula**, WR **Joe Hastings**, DT **Matthew Masifilo**, CB **Cory Nelms**, CB **Deante Purvis**, TE **Joe Sawyer**, OL **Jason Slowey**, K **Giorgio Tavecchio**, WR **Brian Tjms**.
- 8-29 Signed DT **Matthew Masifilo** and waived C **Chase Beeler**.
- 8-31 The 49ers traded S **Colin Jones** to the Carolina Panthers for an undisclosed draft pick. Released the following 21 players: LB **Ikaika Alama-Francis**, LB **Eric Bakhtiari**, RB **Rock Cartwright**, T **Derek Hall**, LB **Joe Holland**, DT **Tony Jerod-Eddie**, LB **Cam Johnson**, QB **Josh Johnson**, DT **Matthew Masifilo**, CB **Anthony Mosley**, TE **Kyle Nelson**, T **Al Netter**, WR **Chris Owusu**, WR **Nathan Palmer**, G **Mike Person**, TE **Konrad Reuland**, LB **Kenny Rowe**, WR **Brett Swain**, S **Michael Thomas**, T **Kenny Wiggins**, LB **Michael Wilhoite**.
- 9-1 Signed the following eight players to the team's practice squad: DT **Tony Jerod-Eddie**, LB **Cam Johnson**, DT **Matthew Masifilo**, T **Al Netter**, WR **Nathan Palmer**, S **Michael Thomas**, T **Kenny Wiggins**, LB **Michael Wilhoite**.
- 9-3 Placed LB **Parys Harlason** on the Injured Reserve List and signed LB **Clark Haggans** to a one-year deal.
- 9-19 Signed LB **Eric Bakhtiari** to a two-year deal after LB **Clark Haggans** was placed on reserve/suspended list.
- 9-24 WR **Nathan Palmer** was signed from the 49ers practice squad to the Indianapolis Colts 53-man roster.
- 9-25 Signed WR **Ricardo Lockette** to the team's practice squad.
- 10-9 Waived LB **Eric Bakhtiari** and activated LB **Clark Haggans** from the reserve/suspended list.
- 11-16 DT **Matthew Masifilo** was signed from the 49ers practice squad to the Tampa Bay Buccaneers 53-man roster.
- 11-20 Signed S **Eddie Whitley** to the team's practice squad.
- 11-27 Signed LB **NaVorro Bowman** to a five-year contract extension through the 2018 season. Placed RB **Kendall Hunter** and WR **Kyle Williams** on the Injured Reserve List. The team activated RB **Jewel Hampton** from the Non-Football Injury List to the 53-man roster. Released S **Eddie Whitley** from the practice squad and signed WR **Chad Hall** to the team's practice squad.
- 11-30 Promoted LB **Michael Wilhoite** from the practice squad to the active roster, signing him to a two-year contract. The team also added S **Eddie Whitley** to the practice squad.
- 12-4 Released S **Eddie Whitley** from the practice squad and signed LB **Alex Hoffman-Ellis** to the practice squad.
- 12-10 Placed RB **Brandon Jacobs** on the reserve/suspended list.
- 12-11 Placed TE/DT **Demarcus Dobbs** on the injured reserve list.
- 12-12 Signed LB **Eric Bakhtiari** to a two-year deal.
- 12-17 Signed WR **Chad Hall** to the team's practice squad.
- 12-22 Promoted LB **Cam Johnson** from the practice squad to the active roster, signing him to a two-year contract.
- 12-28 Placed WR **Mario Manningham** on the Injured Reserve List. The team promoted DL **Tony Jerod-Eddie** from the practice squad to the active roster, signing him to a three-year contract.
- 12-31 Waived RB **Brandon Jacobs**.
- 1-1 Signed K **Billy Cundiff** to a one-year contract and waived LB **Eric Bakhtiari**.
- 1-8 Signed LB **Nate Stupar** to the practice squad.
- 1-18 Waived K **Billy Cundiff**.
- 1-19 Promoted WR **Chad Hall** from the team's practice squad.

2013 SAN FRANCISCO 49ERS TRANSACTIONS

2-7	Signed DT Lamar Divens , WR Ricardo Lockette , G Al Netter , LB Nate Stupar , G Wayne Tribue and T Kenny Wiggins to Reserve/Future contracts.	4-27	Selected WR Quinton Patton (128th overall) and RB Marcus Lattimore (131st overall) in the 4th round.
2-11	Signed S Michael Thomas to a Reserve/Future contract.		Selected DT Quinton Dial (157th overall) in the 5th round.
3-6	Released K David Akers .		Selected LB Nick Moody (180th overall) in the 6th round.
3-7	Tendered a one-year contract to restricted free agent CB Tramaine Brock . The team also signed WR Joe Hastings to a one-year deal.		Selected QB B.J. Daniels (237th overall), T Carter Bykowski (246th overall) and CB Marcus Cooper (252nd overall) in the 7th round.
3-11	Signed NT Ian Williams to a two-year contract extension through the 2015 season.	5-6	Signed G Adam Snyder to a two-year contract.
3-12	Traded QB Alex Smith to the Kansas City Chiefs for an undisclosed 2013 draft choice, and a conditional pick in the 2014 NFL Draft. Acquired WR Anquan Boldin from the Baltimore Ravens for an undisclosed 2013 draft pick.	5-7	Signed P Anthony Santella to a one-year deal and signed the following 12 undrafted free agents: C Sherman Carter , FB Alex Debniak , HB MarQueis Gray , RB D.J. Harper , WR Chuck Jacobs , T Luke Marquardt , LS Kevin McDermott , CB Darryl Morris , DL Lawrence Okoye , G Patrick Omameh , NT Mike Purcell and CB Lowell Rose .
3-13	Signed DL Glenn Dorsey to a two-year contract.	5-10	Signed the following five draft picks to four-year deals: DT Quinton Dial , LB Nick Moody , QB B.J. Daniels , T Carter Bykowski , and CB Marcus Cooper .
3-14	Signed LB Dan Skuta to a two-year contract.	5-14	Signed FB Jason Schepler to a three-year deal.
3-16	Signed S Craig Dahl to a three-year deal.	5-22	Signed WR Quinton Patton to a four-year deal. The team also claimed TE/LS Kyle Nelson off of waivers from the San Diego Chargers and waived P Anthony Santella .
3-19	Signed K Phil Dawson and WR Marlon Moore both to a one-year contracts.	6-3	Signed S Raymond "Bubba" Ventrone to a two-year contract and waived FB Jason Schepler .
3-21	Signed S Parcel McBath to a one-year contract.	6-4	Hired Eric Mangini as senior offensive consultant. Signed WR Kassim Osgood to a one-year contract and waived WR Joe Hastings .
4-2	Acquired QB Colt McCoy and an undisclosed 2013 draft pick from the Cleveland Browns, sending the Browns two undisclosed 2013 draft picks.	6-10	Signed rookie LB Corey Lemonier to a four-year deal.
4-3	Signed CB Nnamdi Asomugha to a one-year contract.		Signed FB Jason Schepler to a three-year deal. To make room on the roster for Schepler, the team has waived/injured FB Alex Debniak .
4-25	Traded 1st round pick (31st overall) and 3rd round pick (74th overall) to Dallas for 18th overall pick. Selected S Eric Reid in the 1st round (18th overall).	6-11	Placed FB Alex Debniak on the injured reserve list.
4-26	Traded 34th overall to Tennessee for 2013 2nd round pick (40th overall), a 2013 7th round pick (216th overall) and a 3rd round pick in 2014. Selected DT Cornellius "Tank" Carradine (40th overall) and TE Vance McDonald (55th overall) in the 2nd round.	6-12	Signed WR Brandon Carswell to a two-year contract and waived TE Cameron Morrah .
	Traded pick (61st overall) along with 2013 6th round pick (173rd overall) to Green Bay for 2nd round pick (55th overall).	6-19	Placed WR Brandon Carswell on the injured reserve list.
	Traded 3rd round pick (93rd overall) and 6th round pick (216th overall) to Green Bay for 88th overall pick. Selected LB Corey Lemonier (88th overall) in the 3rd round.	7-10	Waived TE/LS Kyle Nelson .
		7-11	Claimed WR Charly Martin off of waivers from Seattle.
		7-15	Signed P Colton Schmidt to a three-year deal.

2012 49ERS OFFENSIVE GAME-BY-GAME TEAM STATISTICS

	@ GB	Det	@ Min	@ NYJ	Buf	NYG	Sea	@ Arz	StL	Chi	@ NO	@ StL	Mia	@ NE	@ Sea	Arz	Totals
First Downs																	
Total	22	24	19	26	29	14	18	15	25	18	18	18	20	19	17	20	322
Rushing	6	8	5	16	18	4	8	4	14	6	7	6	9	7	3	7	128
Passing	13	13	14	7	11	10	9	10	11	9	10	11	9	11	12	12	172
Penalty	3	3	0	3	0	0	1	1	0	3	1	1	2	1	2	1	22

Third Down

Conversions	2	4	4	4	7	4	3	6	2	4	6	8	2	5	3	4	68
Attempts	9	11	10	12	11	14	11	12	11	12	13	19	10	14	11	14	194
Percentage	22.2	36.4	40.0	33.3	63.6	28.6	27.3	50.0	18.2	33.3	46.2	42.1	20.0	35.7	27.3	28.6	35.1

4th Down

Conversions	0	0	0	1	1	0	0	0	2	0	0	0	0	1	1	2	8
Attempts	0	0	0	1	1	2	0	0	2	0	0	1	0	2	1	2	12

Time of Possession

49ers	33:00	29:34	26:32	36:56	36:14	27:45	32:01	31:16	34:15	29:43	30:06	38:54	30:32	30:13	24:51	36:03	30:49
-------	-------	-------	-------	-------	-------	-------	-------	-------	-------	-------	-------	-------	-------	-------	-------	-------	--------------

Total Net Yards

Plays	62	61	58	68	63	60	57	52	64	54	56	71	55	65	56	67	969
Yards	377	349	280	381	621	314	313	317	341	353	375	339	321	388	313	407	5,789
Average	6.1	5.7	4.8	5.6	9.9	5.2	5.5	6.1	5.3	6.5	6.7	4.8	5.8	6.0	5.6	6.1	6.0

Rushing

Attempts	32	27	20	44	38	17	32	29	34	29	31	36	28	39	19	37	492
Yards	186	148	89	247	311	80	175	113	183	121	144	148	155	180	82	129	2,491
Average	5.8	5.5	4.5	5.6	8.2	4.7	5.5	3.9	5.4	4.2	4.6	4.1	5.5	4.6	4.3	3.5	5.1

Passing

Net	191	201	191	134	310	234	138	204	158	232	231	191	166	208	231	278	3,298
Sacks	4	3	3	2	0	6	2	4	5	2	0	3	4	1	1	1	41
Yards	20	25	13	9	0	48	2	28	31	11	0	17	19	13	13	4	253
Gross	211	226	204	143	310	282	140	232	189	243	231	208	185	221	244	282	3,551
Attempts	26	31	35	22	25	37	23	19	25	23	25	32	23	25	36	29	436
Completions	20	20	24	12	19	23	14	18	18	16	16	21	18	14	19	17	289
Percentage	76.9	64.5	68.6	54.5	76.0	62.2	60.9	94.7	72.0	69.6	64.0	65.6	78.3	56.0	52.8	58.6	66.3
Interceptions	0	0	1	0	0	3	1	0	0	0	1	0	0	1	1	0	8

Punting

Number	5	3	3	4	2	4	5	5	6	4	4	6	4	5	3	4	67
Average	51.2	36.3	48.7	46.0	56.0	49.8	45.6	48.8	41.8	47.0	46.8	51.0	48.3	56.6	51.7	46.3	48.1
Net	35.2	33.0	48.7	41.0	42.0	49.3	44.6	45.8	36.2	47.3	41.0	45.0	40.8	54.0	46.0	42.0	43.2

Penalties

Number	8	5	6	8	7	6	5	10	7	5	10	11	6	6	6	3	109
Yards	66	62	60	67	53	35	40	80	66	50	68	97	45	88	58	25	960

Fumbles

Number	1	2	2	2	1	1	1	0	4	0	1	1	1	6	2	1	26
Lost	0	1	2	0	1	0	0	0	0	0	1	1	0	1	1	0	8

Red Zone

Number	2	2	3	5	5	0	4	2	3	6	4	3	4	4	4	4	55
Touchdowns	2	1	1	3	4	0	1	2	2	3	2	1	2	1	1	2	28
Field Goals	0	1	2	1	1	0	2	0	1	3	1	2	2	2	1	1	20

Touchdowns

Rushing	1	1	0	3	3	0	0	0	2	1	1	1	3	0	0	1	17
Passing	2	2	1	0	3	0	1	3	1	2	1	0	0	4	1	2	23
Returns	0	0	0	1	0	0	0	0	0	0	2	0	0	1	0	0	4

2012 49ERS DEFENSIVE GAME-BY-GAME TEAM STATISTICS

	@ GB	Det	@ Min	@ NYJ	Buf	NYG	Sea	@ Arz	StL	Chi	@ NO	@ StL	Mia	@ NE	@ Sea	Arz	Totals
First Downs																	
Total	21	15	25	9	10	19	13	16	27	12	19	16	17	32	22	11	284
Rushing	2	3	6	1	4	8	6	0	5	6	4	3	5	8	8	3	72
Passing	16	10	15	5	6	10	5	15	18	5	12	10	9	22	12	8	178
Penalty	3	2	4	3	0	1	2	1	4	1	3	3	3	2	2	0	34

3rd Down

Conversions	6	6	7	2	2	5	4	2	7	3	3	3	5	2	11	3	71
Attempts	13	15	14	13	10	15	13	14	16	12	11	16	13	15	13	12	215
Percentage	46.2	40.0	50.0	15.4	20.0	33.3	30.8	14.3	43.8	25.0	27.3	18.8	38.5	13.3	84.6	25.0	33.0

4th Down

Conversions	0	1	1	0	0	0	0	2	2	0	1	0	1	5	0	1	14
Attempts	1	1	1	0	0	0	1	4	2	1	3	1	3	6	0	1	25

Time of Possession

Opponents	27:00	30:26	33:28	23:04	23:46	32:15	27:59	28:44	40:45	30:17	29:54	35:40	29:28	29:47	35:09	23:57	29:11
-----------	-------	-------	-------	-------	-------	-------	-------	-------	-------	-------	-------	-------	-------	-------	-------	-------	--------------

Total Net Yards

Plays	61	60	76	50	46	65	54	65	80	56	67	68	57	92	62	53	1,012
Yards	324	296	344	145	204	342	251	265	458	143	290	293	227	520	346	262	4,710
Average	5.3	4.9	4.5	2.9	4.4	5.3	4.6	4.1	5.7	2.6	4.3	4.3	4.0	5.7	5.6	4.9	4.7

Rushing

Attempts	14	26	41	17	19	37	29	9	37	28	21	27	22	24	39	17	407
Yards	45	82	146	45	89	149	136	7	159	85	59	85	94	95	176	55	1,507
Average	3.2	3.2	3.6	2.6	4.7	4.0	4.7	0.8	4.3	3.0	2.8	3.1	4.3	4.0	4.5	3.2	3.7

Passing

Net	279	214	198	100	115	193	115	258	299	58	231	208	133	425	170	207	3,203
Sacks	3	2	0	3	1	0	2	4	2	6	5	2	2	3	1	2	38
Yards	24	16	0	12	11	0	7	32	16	49	36	13	17	18	1	18	270
Gross	303	230	198	112	126	193	122	290	315	107	267	221	150	443	171	225	3,473
Attempts	44	32	35	30	26	28	23	52	41	22	41	39	33	65	22	34	567
Completions	30	19	21	14	16	15	9	32	28	14	26	26	17	36	15	19	337
Percentage	68.2	59.4	60.0	46.7	61.5	53.6	39.1	61.5	68.3	63.6	63.4	66.7	51.5	55.4	68.2	55.9	59.4
Interceptions	1	1	0	1	1	0	1	1	0	2	2	0	0	2	1	1	14

Punting

Number	6	2	4	8	6	4	4	7	4	5	5	9	3	5	1	6	79
Average	48.2	44.5	45.3	37.9	47.7	49.8	48.5	47.3	36.8	46.8	50.4	43.1	47.3	45.6	41.0	50.8	45.7
Net	41.5	40.5	34.3	32.9	41.2	39.3	31.0	36.0	31.0	43.0	47.8	42.4	36.7	42.6	41.0	42.8	38.6

Penalties

Number	10	8	1	4	5	2	3	7	13	6	4	8	5	8	4	5	93
Yards	77	67	10	30	30	20	20	51	85	55	53	65	43	73	45	34	758

Fumbles

Number	1	0	3	3	1	0	1	0	3	3	0	0	3	2	0	1	21
Lost	0	0	2	3	1	0	0	0	1	0	0	0	1	2	0	1	11

Red Zone

Number	2	1	2	0	1	6	1	2	3	1	3	1	2	5	4	2	36
Touchdowns	2	1	2	0	0	2	0	0	2	1	3	0	1	4	4	0	22
Field Goals	0	0	0	0	1	4	1	1	1	0	0	0	1	1	0	2	12

Touchdowns

Rushing	0	0	1	0	0	1	0	0	1	0	0	0	0	3	1	0	7
Passing	2	1	2	0	0	1	0	0	2	1	3	0	1	1	4	1	19
Returns	1	0	0	0	0	0	0	0	0	0	0	1	0	0	1	0	3

2012 49ERS POSTSEASON GAME-BY-GAME TEAM STATISTICS

OFFENSE

	GB	Q Atl	Bal.	Totals
First Downs				
Total	29	21	23	73
Rushing	15	8	9	32
Passing	11	11	13	35
Penalty	3	2	1	6

3rd Down

Conversions	8	2	2	12
Attempts	13	6	9	28
Percentage	61.5	33.3	22.2	42.9

4th Down

Conversions	0	0	0	0
Attempts	0	0	1	1

Time of Possession

49ers	38:01	27:56	32:23	31:11
-------	-------	-------	-------	--------------

Total Net Yards

Plays	75	51	60	186
Yards	579	373	468	1,420
Average	7.7	7.3	7.8	7.6

Rushing

Attempts	43	29	29	101
Yards	323	149	182	654
Average	7.5	5.1	6.3	6.5

Passing

Net	256	224	286	766
Sacks	1	1	3	5
Yards	7	9	16	32
Gross	263	233	302	798
Attempts	31	21	28	80
Completions	17	16	16	49
Percentage	54.8	76.2	57.1	61.3
Interceptions	1	0	1	2

Punting

Number	3	3	3	9
Average	44.3	50.3	53.0	49.2
Net	37.7	48.3	37.0	41.0

Penalties

Number	8	4	5	17
Yards	86	24	33	143

Fumbles

Number	1	1	1	3
Lost	0	1	1	2

Red Zone

Number	4	5	6	15
Touchdowns	3	4	2	9
Field Goals	1	0	3	4

Touchdowns

Rushing	4	3	2	9
Passing	2	1	1	4
Returns	0	0	0	0

DEFENSE

	GB	Q Atl	Bal.	Totals
First Downs				
Total	20	27	21	68
Rushing	5	5	6	16
Passing	11	21	13	45
Penalty	4	1	2	7

3rd Down

Conversions	5	5	9	19
Attempts	12	9	16	37
Percentage	41.7	55.6	56.3	51.4

4th Down

Conversions	1	0	0	1
Attempts	1	1	2	4

Time of Possession

Opponents	21:59	32:04	32:23	28:49
-----------	-------	-------	-------	--------------

Total Net Yards

Plays	56	66	70	192
Yards	352	477	367	1,196
Average	6.3	7.2	5.2	6.2

Rushing

Attempts	16	23	35	74
Yards	104	81	93	278
Average	6.5	3.5	2.7	3.8

Passing

Net	248	396	274	918
Sacks	1	1	2	4
Yards	9	0	13	22
Gross	257	396	287	940
Attempts	39	42	33	114
Completions	26	30	22	78
Percentage	66.7	71.4	66.7	68.4
Interceptions	1	1	0	2

Punting

Number	4	2	3	9
Average	47.0	45.0	47.0	46.6
Net	47.0	35.0	23.0	36.3

Penalties

Number	5	2	2	9
Yards	26	30	20	76

Fumbles

Number	3	1	2	6
Lost	1	1	1	3

Red Zone

Number	3	3	4	10
Touchdowns	2	1	2	5
Field Goals	1	1	1	3

Touchdowns

Rushing	1	0	0	1
Passing	2	3	3	8
Returns	1	0	1	2

2012 SAN FRANCISCO 49ERS TEAM HIGHS & LOWS

SAN FRANCISCO 49ERS

	Bests/High	Opponent	Date	Worst/Lows	Opponent	Date
First Downs	29	vs. Buffalo	10/7/12	14	vs. New York Giants	10/14/12
	29	vs. <i>Green Bay</i>	1/12/13			
Third-Down %	7-11-64%	vs. Buffalo	10/7/12	2-11-18%	vs. St. Louis	11/11/12
Total Net Yards	621	vs. Buffalo	10/7/12	280	at Minnesota	9/23/12
Offensive Plays	75	vs. <i>Green Bay</i>	1/12/13	51	at Atlanta	1/20/13
	71	at St. Louis	12/2/12	52	at Arizona	10/29/12
Avg. Per Play	9.9	vs. Buffalo	10/7/12	4.8	at St. Louis	12/2/12
Rushing Yards	323	vs. <i>Green Bay</i>	1/12/13	80	vs. New York Giants	10/14/12
	311	vs. Buffalo	10/7/12			
Rushes	44	at New York Jets	9/30/12	17	vs. New York Giants	10/14/12
Rushing Avg.	8.2	vs. Buffalo	10/7/12	3.5	vs. Arizona	12/30/12
Net Passing Yards	310	vs. Buffalo	10/7/12	134	at New York Jets	9/30/12
Completions	24	at Minnesota	9/23/12	12	at New York Jets	9/30/12
Attempts	37	vs. New York Giants	10/14/12	21	at Atlanta	1/20/13
				22	at New York Jets	9/30/12
Completions %	94.7	at Arizona	10/29/12	52.8%	at Seattle	12/23/12
Avg. Gain Per Passing Play	12.4	vs. Buffalo	10/7/12	5.0	at Minnesota	9/23/12
Interceptions Thrown	0	10 times, last vs. Arz.	12/30/12	3	vs. New York Giants	10/14/12
	0	at Atlanta	1/20/13			
Fumbles Lost	0	9 times, last vs. Arz.	12/30/12	2	at Minnesota	9/23/12
	0	vs. <i>Green Bay</i>	1/12/13			
Turnovers	0	7 times, last vs. Arz.	12/30/12	3	2 times, last vs. NYG	10/14/12
Penalties	3	vs. Arizona	12/30/12	11	at St. Louis	12/2/12
Penalty Yards	24	at Atlanta	1/20/13	97	at St. Louis	12/2/12
	25	vs. Arizona	12/30/12			
Gross Punting Avg.	56.6	at New England	12/16/12	36.3	vs. Detroit	9/16/12
Net Punting Avg.	54.0	at New England	12/16/12	33.0	vs. Detroit	9/16/12
Time of Poss.	38:54	at St. Louis	12/2/12	24:51	at Seattle	12/23/12

OPPONENTS

	Worst/Lows	Opponent	Date	Bests/Highs	Opponent	Date
First Downs	9	at New York Jets	9/30/12	32	at New England	12/16/12
Third-Down %	2-15-13%	at New England	12/16/12	11-13-85%	at Seattle	12/23/12
Total Net Yards	143	vs. Chicago	11/19/12	520	at New England	12/16/12
Offensive Plays	46	vs. Buffalo	10/7/12	92	at New England	12/16/12
Avg. Per Play	2.6	vs. Chicago	11/19/12	7.2	at Atlanta	1/20/13
				5.7	vs. St. Louis	11/11/12
Rushing Yards	7	at Arizona	10/29/12	176	at Seattle	12/23/12
Rushes	9	at Arizona	10/29/12	41	at Minnesota	9/23/12
Rushing Avg.	0.8	at Arizona	10/29/12	6.5	vs. <i>Green Bay</i>	1/12/13
				4.7	vs. Seattle	10/18/12
Net Passing Yards	58	vs. Chicago	11/19/12	425	at New England	12/16/12
Completions	9	vs. Seattle	10/18/12	36	at New England	12/16/12
Attempts	22	2 times, last at Sea.	12/23/12	65	at New England	12/16/12
Completions %	39.1	vs. Seattle	10/18/12	71.4%	at Atlanta	1/20/13
				68.3%	vs. St. Louis	11/11/12
Avg. Gain Per Passing Play	2.1	vs. Chicago	11/19/12	9.2	at Atlanta	1/20/13
				7.4	at Seattle	12/23/12
Interceptions Thrown	2	3 times, last at NE	12/16/12	0	5 times, last vs. Mia.	12/9/12
				0	vs. <i>Baltimore</i>	2/3/13
Fumbles Lost	3	at New York Jets	9/30/12	0	9 times, last at Sea.	12/23/12
Turnovers	4	2 times, last at NE	12/16/12	0	2 times, last at StL	12/2/12
Penalties	13	vs. St. Louis	11/11/12	1	at Minnesota	9/23/12
Penalty Yards	85	vs. St. Louis	11/11/12	10	at Minnesota	9/23/12
Gross Punting Avg.	36.8	vs. St. Louis	11/11/12	50.8	vs. Arizona	12/30/12
Net Punting Avg.	31.0	2 times, last vs. StL	11/11/12	47.8	at New Orleans	11/25/12
Time of Poss.	21:59	vs. <i>Green Bay</i>	1/12/13	40:45	vs. St. Louis	11/11/12
	23:04	at New York Jets	9/30/12			

Italics denotes postseason contest

2012 SAN FRANCISCO 49ERS INDIVIDUAL HIGHS

Long Plays		Player	Opponent	Date
Longest Run (yards)	56t	<i>Colin Kaepernick</i>	<i>vs. Green Bay</i>	1/12/13
	50t	Two times, most recently		
Longest TD Run (yards)	56t	<i>Colin Kaepernick</i>	vs. Miami	12/9/12
	50t	<i>Colin Kaepernick</i>	<i>vs. Green Bay</i>	1/12/13
Longest Pass Completion (yards)	57	Colin Kaepernick - Kyle Williams	vs. Chicago	11/19/12
Longest TD Pass	49t	Colin Kaepernick - Michael Crabtree	vs. Arizona	12/30/12
Longest Punt Return (yards)	38	Ted Ginn Jr.	vs. Seattle	10/18/12
Longest Kickoff Return (yards)	94	Kyle Williams	at Minnesota	9/23/12
Longest Interception Return (yards)	63	Carlos Rogers	at New England	12/16/12
Longest Punt (yards)	66	Andy Lee	vs. Seattle	10/18/12
Longest Field Goal (yards)	63	David Akers	at Green Bay	9/9/12
Single-Game Highs		Player	Opponent	Date
Most Points Scored	12	<i>Three times, most recently</i>		
		<i>Frank Gore</i>	<i>at Atlanta</i>	1/20/13
Most Touchdowns	12	Six times, most recently		
		Michael Crabtree	vs. Arizona	12/30/12
Most Field Goals	2	<i>Three times, most recently</i>		
		<i>Frank Gore</i>	<i>at Atlanta</i>	1/20/13
Most Field Goal Attempts	2	Four times, most recently		
		Michael Crabtree	vs. Arizona	12/30/12
Most Rushing Yards	3	<i>David Akers</i>	<i>vs. Baltimore</i>	2/3/13
	3	Two times, most recently		
Most Rushing Attempts		David Akers	vs. Chicago	11/19/12
	4	Two times, most recently		
Highest Rushing Avg. (Min. 10 att.)		David Akers	vs. Arizona	12/30/12
	181	<i>Colin Kaepernick</i>	<i>vs. Green Bay</i>	1/12/13
Most Pass Completions	131	Frank Gore	vs. Seattle	10/18/12
	23	<i>Frank Gore</i>	<i>vs. Green Bay</i>	1/12/13
Most Pass Attempts	23	Frank Gore	at St. Louis	12/2/12
	23	<i>Colin Kaepernick</i>	<i>vs. Green Bay</i>	1/12/13
Most Gross Passing Yards	8.2	Frank Gore	vs. Seattle	10/18/12
	12.6	Alex Smith	at Minnesota	9/23/12
Most Interceptions Thrown	24	Alex Smith	at Seattle	12/23/12
	3	Colin Kaepernick	at Seattle	12/23/12
Most Times Sacked	36	Colin Kaepernick	at Seattle	12/23/12
	4	Alex Smith	vs. Buffalo	10/7/12
Most Receptions	303	Alex Smith	vs. Buffalo	10/7/12
	3	Alex Smith	vs. New York Giants	10/14/12
Most Receiving Yards	4	Three times, most recently		
		Alex Smith	at Arizona	10/29/12
Most Punt Returns	9	<i>Michael Crabtree</i>	<i>vs. Green Bay</i>	1/12/13
	9	Michael Crabtree	vs. Miami	12/9/12
Most Punt Return Yardage	172	Michael Crabtree	vs. Arizona	12/30/12
	5	Ted Ginn Jr.	at New York Jets	9/30/12
Most Kickoff Returns	70	Ted Ginn Jr.	vs. Seattle	10/18/12
	6	Two times, most recently		
Most Kickoff Return Yardage		LaMichael James	at Seattle	12/23/12
	172	LaMichael James	at Seattle	12/23/12
Most Interceptions	1	<i>Two times, most recently</i>		
		<i>Chris Culliver</i>	<i>at Atlanta</i>	1/20/13
Most Interception Return Yardage	1	14 times, most recently		
		Tarell Brown	vs. Arizona	12/30/12
Most Tackles	63	Carlos Rogers	at New England	12/16/12
Most Sacks	19	NaVorro Bowman	at Seattle	12/23/12
	5.5	Aldon Smith	vs. Chicago	11/19/12

Italics denotes postseason contest

2012 SAN FRANCISCO 49ERS TURNOVER BREAKDOWN

TAKEAWAYS

Date	Opponent	Turnover	Starting L.O.S	Point of Turnover	Resulting L.O.S.	Qtr.	Result (pts)
9/9	at GB	N. Bowman INT (A. Rodgers)	GB 25	GB 34	GB 23	4	Touchdown (7)
9/16	Det.	D. Goldson INT (M. Stafford)	DET 20	DET 43	DET 23	1	Touchdown (7)
9/23	at Min.	P. Willis FR	SF 35	SF 35	SF 38	4	Interception (0)
		C. Rogers FR (A. Brooks FF)	SF 43	SF 35	SF 43	4	Fumble (0)
9/30	at NYJ	C. Rogers FR (D. Goldson FF)	NYJ 39	NYJ 48	NYJ 47	2	Missed FG (0)
		J. Smith FR (A. Smith FF)	SF 25	SF 25	SF 26	2	Field Goal (3)
		P. Willis INT (M. Sanchez)	NYJ 46	NYJ 41	NYJ 41	3	Missed FG (0)
		C. Rogers FR	SF 44	SF 49	Endzone	4	Touchdown (7)
10/7	vs. Buf.	D. Goldson FR (P. Willis FF)	BUF 21	BUF 32	BUF 28	2	Touchdown (7)
		C. Culliver INT (R. Fitzpatrick)	SF 20	SF 2	SF 6	3	Touchdown (7)
10/14	vs. NYG	None					
10/18	vs. Sea.	D. Goldson INT (R. Wilson)	SEA 33	SF 26	SF 27	3	Interception (0)
10/29	at Arz.	C. Culliver INT (J. Skelton)	ARZ 47	SF 8	SF 8	2	Halftime (0)
11/11	vs. StL	D. McBath FR (T. Brock FF) (ST)	SF 35	StL 28	StL 20	4	Touchdown (7)
11/19	vs. Chi.	T. Brown INT (J. Campbell)	CHI 39	CHI 49	CHI 44	2	Field Goal (3)
		D. Goldson INT (J. Campbell)	CHI 26	CHI 37	CHI 37	3	Field Goal (3)
11/25	at NO	A. Brooks INT (D. Brees)	NO 44	50	Endzone	2	Touchdown (7)
		D. Whitner INT (D. Brees)	NO 22	NO 42	Endzone	3	Touchdown (7)
12/2	at StL	None					
12/9	vs. Mia.	C. Spillman FR (ST)	SF 36	MIA 9	MIA 9	3	Touchdown (7)
12/16	at NE	C. Rogers INT (T. Brady)	NE 20	SF 42	NE 5	1	Fumble (0)
		C. Culliver FR (N. Bowman FF)	NE 29	NE 33	NE 34	1	Downs (0)
		D. Goldson FR (D. Whitner FF)	SF 40	SF 31	NE 6	3	Touchdown (7)
		Ald. Smith INT (T. Brady)	NE 35	NE 33	NE 27	3	Touchdown (7)
12/23	at Sea.	P. Willis INT (R. Wilson)	SEA 23	SEA 18	SEA 16	2	Field Goal (3)
12/30	vs. Arz.	D. Whitner FR (R. McDonald FF)	ARZ 20	ARZ 25	ARZ 34	4	Field Goal (3)
		T. Brown INT (B. Hoyer)	ARZ 41	SF 43	ARZ 45	4	Punt (0)

Regular Season Totals: 25 takeaways resulted in 92 points

POSTSEASON

Date	Opponent	Turnover	Starting L.O.S	Point of Turnover	Resulting L.O.S.	Qtr.	Result (pts)
1/12	GB	C. Spillman FR (ST)	50	GB 10	GB 9	2	Touchdown (7)
		T. Brown INT (A. Rodgers)	GB 26	SF 13	GB 48	2	Touchdown (7)
1/20	at Atl.	C. Culliver INT (M. Ryan)	SF 47	SF 38	SF 44	3	Missed FG (0)
		Ald. Smith FR	SF 28	SF 34	SF 37	3	Fumble (0)
2/3	Bal.	T. Brown FR (T. Brown FF)	Bal. 23	Bal. 24	Bal. 24	3	Field Goal (3)

Postseason Totals: 5 takeaways resulted in 17 points

L.O.S. - Line of scrimmage

* - Red zone play

ST - Special teams play

(TB) - Touchback

2012 SAN FRANCISCO 49ERS TURNOVER BREAKDOWN

GIVEAWAYS

Date	Opponent	Turnover	Starting L.O.S	Point of Turnover	Resulting L.O.S.	Qtr.	Result (pts)
9/9	at GB	None					
9/16	Det.	K. Hunter FUMBLE (T. Whitehead FF) (ST)	DET 35	SF 25	SF 25	1	Field Goal (3)
9/23	at Min.	F. Gore FUMBLE (J. Sanford FF)	SF 43	50	50	4	Punt (0)
		A. Smith INT (J. Robinson)	MIN 48	MIN 32	SF 44	4	Fumble (0)
		A. Smith FUMBLE (J. Allen FF)	MIN 35	MIN 42	MIN 42	4	End of Game (0)
9/30	at NYJ	None					
10/7	vs. Buf.	C. Kaepernick FUMBLE (N. Barnett FF)	BUF 26	BUF 20	BUF 17	2	Fumble (0)
10/14	vs. NYG	A. Smith INT (P. Amukamara)	SF 34	NYG 33	NYG 33	2	Touchdown (7)
		A. Smith INT (A. Rolle)	SF 23	SF 32	SF 12	3	Field Goal (3)
		A. Smith INT (A. Rolle)	SF 15	SF 27	SF 5	3	Field Goal (3)
10/18	vs. Sea.	A. Smith INT (B. Browner)	SEA 7*	SEA -1	SEA 3	4	Punt (0)
10/29	at Arz.	None					
11/11	vs. StL	None					
11/19	vs. Chi.	None					
11/25	at NO	T. Ginn Jr. FUMBLE (ST)	NO 41	SF 12	SF 11	2	Touchdown (7)
		C. Kaepernick INT (P. Robinson)	SF 39	NO 44	NO 44	2	Interception (0)
12/2	at StL	C. Kaepernick FUMBLE	SF 17	SF 12	Endzone	4	Touchdown (8)
12/9	vs. Mia.	None					
12/16	at NE	D. Walker FUMBLE	NE 5*	NE 4	NE 10	1	Punt (0)
		C. Kaepernick INT (D. McCourty)	NE 33	NE -2	NE 20	3	Fumble (0)
12/23	at Sea.	M. Manningham FUMBLE (L. Hill)	SEA 32	SEA 32	SEA 32	3	Touchdown (7)
		C. Kaepernick INT (R. Sherman)	SEA 3*	Endzone	SEA 20	4	Touchdown (7)
12/30	vs. Arz.	None					

Regular Season Totals: 16 giveaways resulted in 45 points

POSTSEASON

Date	Opponent	Turnover	Starting L.O.S	Point of Turnover	Resulting L.O.S.	Qtr.	Result (pts)
1/12	GB	C. Kaepernick INT (S. Shields)	SF 47	GB 48	Endzone	1	Touchdown (7)
1/20	at Atl.	M. Crabtree FUMBLE (D. Robinson)*	ATL 5	ATL 1	ATL 1	4	Punt (0)
2/3	Bal.	L. James FUMBLE (C. Upshaw)	BAL 24	BAL 25	BAL 25	2	Touchdown (7)
		C. Kaepernick INT (E. Reed)	SF 21	SF 44	SF 38	2	Downs (0)

Postseason Totals: 4 giveaways resulted in 14 points

GAME-BY-GAME TURNOVER DIFFERENTIAL

Date	Opp	Takeways	Giveaways	Game Total	Total
9/9	at GB	1	0	+1	+1
9/16	Det	1	1	0	+1
9/23	at Min	2	3	-1	0
9/30	at NYJ	4	0	+4	+4
10/7	Buf	2	1	+1	+5
10/14	NYG	0	3	-3	+2
10/18	Sea	1	1	0	+2
10/29	at Arz	1	0	+1	+3
11/11	StL	1	0	+1	+4
11/19	Chi	2	0	+2	+6
11/25	at NO	2	2	0	+6
12/2	at StL	0	1	-1	+5
12/9	Mia	1	0	+1	+6
12/16	at NE	4	2	+2	+8
12/23	at Sea	1	2	-1	+7
12/30	Arz	2	0	+2	+9

POSTSEASON

Date	Opp	Takeways	Giveaways	Game Total	Total
1/12	GB	2	1	+1	+1
1/20	at Atl	2	1	+1	+2
2/3	Bal	1	2	-1	+1

2012 SAN FRANCISCO 49ERS THIRD DOWN EFFICIENCY

49ERS THIRD-AND ...

Date	Opp	1	2	3	4	5	6	7	8	9	10	10+	Totals
9/9	at GB	0/2	0/1	0/0	1/2	0/1	0/0	0/0	1/1	0/0	0/0	0/2	2/9
9/16	Det.	0/1	0/0	0/0	0/1	0/1	0/0	1/2	0/0	1/1	1/3	1/2	4/11
9/23	at Min.	0/0	0/0	0/2	2/2	1/1	0/2	1/1	0/2	0/0	0/0	0/0	4/10
9/30	at NYJ	1/3	0/0	0/1	2/2	0/1	1/1	0/1	0/1	0/0	0/0	0/2	4/12
10/7	Buf.	2/3	1/1	1/1	0/0	1/1	0/0	0/0	0/0	1/1	1/2	0/2	7/11
10/14	NYG	1/1	0/0	1/2	1/2	1/3	0/3	0/0	0/0	0/0	0/0	0/3	4/14
10/18	Sea.	0/0	0/0	1/2	0/0	0/0	0/1	0/2	0/1	1/2	1/2	0/1	3/11
10/29	at Arz.	1/1	1/2	1/1	0/0	0/0	0/0	0/0	1/2	2/2	0/0	0/4	6/12
11/11	StL	0/0	0/1	0/0	0/0	0/0	1/1	1/3	0/0	0/1	0/0	0/5	2/11
11/19	Chi.	0/1	0/2	0/0	1/2	0/1	1/1	1/1	0/0	0/1	0/0	1/3	4/12
11/25	at NO	0/0	3/3	1/1	0/1	0/1	1/2	0/0	0/0	0/0	0/0	1/5	6/13
12/2	at StL	1/1	0/0	2/4	2/2	0/0	1/3	0/1	1/1	0/1	0/1	1/5	8/19
12/9	Mia.	0/2	1/1	0/1	0/1	1/2	0/0	0/0	0/0	0/0	0/0	0/3	2/10
12/16	at NE	0/2	0/0	1/1	0/2	0/0	1/1	1/3	1/1	0/0	0/2	1/2	5/14
12/23	at Sea	1/1	0/0	1/4	0/1	0/0	0/0	0/0	0/0	0/2	0/1	1/2	3/11
12/30	Arz.	0/0	1/1	0/1	0/0	0/1	0/1	1/3	1/2	0/1	0/0	1/4	4/14
Regular Season Totals:		7/18	7/12	9/21	9/18	4/13	6/16	6/17	5/11	5/12	3/11	7/45	68/194
		38.9	58.3	42.9	50.0	30.8	37.5	35.3	45.5	41.7	27.3	15.6	35.1

POSTSEASON

Date	Opp	1	2	3	4	5	6	7	8	9	10	10+	Totals
1/12	GB	1/1	2/2	0/0	0/0	0/0	0/0	0/0	1/3	1/1	2/3	1/3	8/13
1/20	at Atl.	1/1	0/0	0/0	0/1	0/1	0/0	1/1	0/0	0/1	0/0	0/1	2/6
2/3	Bal.	1/1	0/1	0/0	0/0	0/1	0/0	0/1	1/2	0/0	0/1	0/2	2/9
Postseason Totals:		3/3	2/3	0/0	0/1	0/2	0/0	1/2	2/5	1/2	2/4	1/6	12/28
		100.0	66.7	0.0	0.0	0.0	0.0	50.0	40.0	50.0	50.0	16.7	42.9

OPPONENTS THIRD-AND ...

Date	Opp	1	2	3	4	5	6	7	8	9	10	10+	Totals
9/9	at GB	2/3	0/1	1/1	0/0	0/0	1/2	0/0	0/2	1/1	0/0	1/3	6/13
9/16	Det.	2/2	0/0	0/1	0/1	0/2	2/4	0/0	0/2	1/1	0/0	1/2	6/15
9/23	at Min.	1/2	2/4	0/0	0/0	1/1	0/0	0/0	0/2	0/1	2/2	1/2	7/14
9/30	at NYJ	1/3	0/1	0/1	0/1	0/0	0/1	0/3	0/1	0/0	0/1	1/1	2/13
10/7	Buf.	0/0	0/2	0/0	1/1	1/1	0/1	0/1	0/2	0/0	0/0	0/2	2/10
10/14	NYG	1/1	1/4	0/0	0/1	0/1	2/2	0/0	1/1	0/2	0/2	0/1	5/15
10/18	Sea.	1/1	0/1	1/1	1/3	1/3	0/0	0/0	0/0	0/0	0/1	0/3	4/13
10/29	at Arz.	1/1	0/0	0/0	0/0	0/0	0/1	0/2	0/0	0/0	1/3	0/7	2/14
11/11	StL	1/3	0/1	0/1	1/1	1/1	0/2	2/2	1/2	0/1	0/0	2/3	7/16
11/19	Chi.	2/2	0/1	0/2	0/0	0/0	0/0	1/1	0/0	0/1	0/0	0/5	3/12
11/25	at NO	1/2	0/1	0/0	1/2	0/0	0/0	1/1	0/1	0/0	0/3	0/1	3/11
12/2	at StL	0/1	0/2	1/2	0/2	0/1	0/0	0/0	1/2	0/0	0/2	1/4	3/16
12/9	Mia.	0/0	0/0	1/2	1/1	0/0	0/1	2/3	1/2	0/1	0/1	0/2	5/13
12/16	at NE	0/3	0/1	0/2	0/1	0/0	0/1	0/2	0/1	1/1	1/1	0/2	2/15
12/23	at Sea	3/3	1/1	0/0	1/1	2/2	3/3	0/0	1/1	0/1	0/0	0/1	11/13
12/30	Arz.	2/2	0/0	0/2	0/0	0/0	1/2	0/2	0/0	0/1	0/0	0/3	3/12
Regular Season Totals:		18/29	4/20	4/15	6/15	6/12	9/20	5/16	5/19	3/11	4/16	7/42	71/215
		62.1	20.0	26.7	40.0	50.0	45.0	31.3	26.3	27.3	25.0	16.7	33.0

POSTSEASON

Date	Opp	1	2	3	4	5	6	7	8	9	10	10+	Totals
1/12	GB	2/2	0/0	1/3	0/1	1/2	0/1	0/1	0/0	0/0	1/1	0/1	5/12
1/20	at Atl.	0/0	1/1	0/0	1/4	0/0	0/1	0/0	0/0	1/1	2/2	0/0	5/9
2/3	Bal.	4/5	0/1	1/1	2/2	0/0	0/0	1/1	0/2	0/1	1/2	0/1	9/16
Postseason Totals:		6/7	1/2	2/4	3/7	1/2	0/2	1/2	0/2	1/2	4/5	0/2	19/37
		85.7	50.0	50.0	42.9	50.0	0.0	50.0	0.0	50.0	80.0	0.0	51.4

2012 SAN FRANCISCO 49ERS RED ZONE PRODUCTION

SAN FRANCISCO 49ERS

Date	Opp	Poss	TD	PAT	2-Pt.	FG	MFG	INT	FUM	DWNS/			PTS	TD%	SCORE PCT.	PTS/POSS
										Punt	HF	GM				
9/9	at GB	2	2	2	0	0	0	0	0	0	0	0	14	100.0%	100.0%	7.0
9/16	Det	2	1	1	0	1	0	0	0	0	0	0	10	50.0%	100.0%	5.0
9/23	at Min	3	1	1	0	2	0	0	0	0	0	0	13	33.3%	100.0%	4.3
9/30	at NYJ	5	3	3	0	1	0	0	0	0	0	1	24	60.0%	80.0%	4.8
10/7	Buf	5	4	4	0	1	0	0	0	0	0	0	31	80.0%	100.0%	6.2
10/14	NYG	0	0	0	0	0	0	0	0	0	0	0	0	0.0%	0.0%	0.0
10/18	Sea	4	1	1	0	2	0	1	0	0	0	0	13	25.0%	75.0%	3.3
10/29	at Arz	2	2	2	0	0	0	0	0	0	0	0	14	100.0%	100.0%	7.0
11/11	StL	3	2	2	0	1	0	0	0	0	0	0	17	66.7%	100.0%	5.7
11/18	Chi	6	3	3	0	3	0	0	0	0	0	0	30	50.0%	100.0%	5.0
11/25	at NO	4	2	2	0	1	1	0	0	0	0	0	17	50.0%	75.0%	4.3
12/2	at StL	3	1	1	0	2	0	0	0	0	0	0	13	33.3%	100.0%	4.3
12/9	Mia	4	2	2	0	2	0	0	0	0	0	0	20	50.0%	100.0%	5.0
12/16	at NE	4	1	1	0	2	0	0	1	0	0	0	13	25.0%	75.0%	3.3
12/23	at Sea	4	1	1	0	1	1	1	0	0	0	0	10	25.0%	50.0%	2.5
12/30	Arz	4	2	2	0	1	1	0	0	0	0	0	17	50.0%	75.0%	4.3
TOTALS		55	28	28	0	20	3	2	1	0	0	1	256	50.9%	87.3%	4.7

POSTSEASON

Date	Opp	Poss	TD	PAT	2-Pt.	FG	MFG	INT	FUM	DWNS/			PTS	TD%	SCORE PCT.	PTS/POSS
										Punt	HF	GM				
1/12	GB	4	3	3	0	1	0	0	0	0	0	0	24	75.0%	100.0%	6.0
1/20	at Atl	5	4	4	0	0	0	0	1	0	0	0	28	80.0%	80.0%	5.6
2/3	Bal.	6	2	1	0	3	0	0	0	1	0	0	22	33.3%	83.3%	3.7
TOTALS		15	9	8	0	4	0	0	1	1	0	0	74	60.0%	86.7%	4.9

OPPONENTS

Date	Opp	Poss	TD	PAT	2-Pt.	FG	MFG	INT	FUM	DWNS/			PTS	TD%	SCORE PCT.	PTS/POSS
										Punt	HF	GM				
9/9	at GB	2	2	2	0	0	0	0	0	0	0	0	14	100.0%	100.0%	7.0
9/16	Det	1	1	1	0	0	0	0	0	0	0	0	7	100.0%	100.0%	7.0
9/23	at Min	2	2	2	0	0	0	0	0	0	0	0	14	100.0%	100.0%	7.0
9/30	at NYJ	0	0	0	0	0	0	0	0	0	0	0	0	0.0%	0.0%	0.0
10/7	Buf	1	0	0	0	1	0	0	0	0	0	0	3	0.0%	100.0%	3.0
10/14	NYG	6	2	2	0	4	0	0	0	0	0	0	26	33.3%	100.0%	4.3
10/18	Sea	1	0	0	0	1	0	0	0	0	0	0	3	0.0%	100.0%	3.0
10/29	at Arz	2	0	0	0	1	0	0	0	1	0	0	3	0.0%	50.0%	1.5
11/11	StL	3	2	2	0	1	0	0	0	0	0	0	17	66.7%	100.0%	5.7
11/18	CHI	1	1	1	0	0	0	0	0	0	0	0	7	100.0%	100.0%	7.0
11/25	at NO	3	3	3	0	0	0	0	0	0	0	0	21	100.0%	100.0%	7.0
12/2	at StL	1	0	0	0	0	0	0	0	1	0	0	0	0.0%	0.0%	0.0
12/9	Mia	2	1	1	0	1	0	0	0	0	0	0	10	50.0%	100.0%	5.0
12/16	at NE	5	4	4	0	1	0	0	0	0	0	0	31	80.0%	100.0%	6.2
12/23	at Sea	4	4	4	0	0	0	0	0	0	0	0	28	100.0%	100.0%	7.0
12/30	Arz	2	0	0	0	2	0	0	0	0	0	0	6	0.0%	100.0%	3.0
TOTALS		36	22	22	0	12	0	0	0	2	0	0	190	61.1%	94.4%	5.3

POSTSEASON

Date	Opp	Poss	TD	PAT	2-Pt.	FG	MFG	INT	FUM	DWNS/			PTS	TD%	SCORE PCT.	PTS/POSS
										Punt	HF	GM				
1/12	GB	3	2	2	0	1	0	0	0	0	0	0	17	66.7%	100.0%	5.7
1/20	at Atl	3	1	1	0	1	0	0	0	1	0	0	10	33.3%	66.7%	3.3
2/3	Bal.	4	2	2	0	1	0	0	0	1	0	0	13	50.0%	75.0%	3.3
TOTALS		10	5	5	0	3	0	0	0	2	0	0	40	50.0%	80.0%	4.0



SUNDAY, SEPTEMBER 9
SAN FRANCISCO 30, GREEN BAY 22
LAMBEAU FIELD



The 49ers opened up the 2012 season with a 30–22 victory over the Green Bay Packers, marking the team's first win at Lambeau since 1990. The 49ers got on the scoreboard first with a 40–yd. FG by K David Akers, his first of three on the day from 40+ yds. After forcing Green Bay's second punt in as many possessions, QB Alex Smith engineered a 9–play, 92–yd. drive as he completed 4 of 6 pass atts. for 49 yds., capping it off with a 14–yd. TD pass to WR Randy Moss. The TD receipt. by Moss (154) moved him into sole possession of 2nd place on the NFLs all–time TD reception list, trailing only Hall of Fame WR Jerry Rice (197). Green Bay responded with a 10–play, 80–yd. drive of their own as QB Aaron Rodgers found TE Jermichael Finley for a 1–yd. TD pass. San Francisco's next drive was once again led by Alex Smith's precise passing as he took the offense 55 yds. on 42 yds. through the air. Akers capped off the drive with a 43–yd. FG to make the score 13–7. The Niners stingy defense forced a 3–and–out on the Packers next possession, as WR Kyle Williams notched a 20–yd. PR to the 49ers 38 yd. line with 0:18 remaining in the half. On the first play of the drive QB Colin Kaepernick dashed up the field for 17 yds., setting up a 63–yd. FG att. Akers tied the NFL record for the longest FG in NFL history as he connected on the 63–yd. att. to end the half. The Packers started the 3rd qtr. with their second consecutive 3–and–out and gave way to the 49ers offense. San Francisco drove 84 yds. on 9 plays as WR Michael Crabtree, RB Frank Gore and TE Vernon Davis all registered plays of 20+ yds. Alex Smith completed a 4–yd. TD pass to Vernon Davis to finish off the 49ers fifth consecutive possession with a score and increased San Francisco's lead to 23–7 with 8:21 left in the 3rd qtr. After trading two possessions each with no scoring to speak of P Andy Lee launched a 61–yd. punt that was taken back for a 75–yd. TD on the return by Packers WR Randall Cobb. Green Bay made it a one possession game as Rodgers passed to WR Jordy Nelson to convert the two–point try and make the score 23–15 with 11:16 remaining in the 4th. The 49ers were forced to punt with 9:06 left in the 4th qtr. and on the Packers first play of the drive, LB NaVorro Bowman recorded his first career INT, picking off Aaron Rodgers and returning the ball 11 yds. to the Green Bay 23 yd. line. On the ensuing play, Gore rushed down the sideline for a 23–yd. TD to put San Francisco up 30–15 with 8:50 remaining in the game. The run by Gore gave him a total of 112 yds. for the game and marked his 30th career 100–yd. rushing game. His 30, 100–yd. games are the most in the NFL since 2005. Green Bay went on to score one more TD on a 10–yd. receipt. by WR James Jones from Rodgers to pull within 8, but could not mount another scoring drive against the 49ers defense on their final possession.

NOTES: Head Coach **Jim Harbaugh** became just the second coach in franchise history to win opening day games in each of his first two seasons (George Seifert – 1989–90)...The **49ers** have won consecutive season openers for the first time since 2002–03 (2002 – W at NYG; 2003 – W vs. Chi.)...The **49ers** notched their first win at Lambeau Field since 11/4/90...**K David Akers** tied the NFL record for the longest FG in NFL history with a 63–yd. FG, joining K Tom Dempsey, K Jason Elam and K Sebastian Janikowski. The 63–yd. FG also set the 49ers franchise record for longest FG and it marked Akers' career long...**QB Alex Smith** completed 20 of 26 attempts for 211 yds., 2 TDs and a QB rating of 125.6. The 49ers have improved to 11–0 when Smith starts and has a QB rating over 100.0... **Smith** has now thrown 185 passes without an interception, passing QB Steve Young (184 atts.) for the most in franchise history...**Smith** connected on 2 red zone TDs on the day. The first came on a 14–yd. pass to WR **Randy Moss** in the 2nd qtr. His second TD was a 4–yd. pass to TE Vernon Davis on a third down...**RB Frank Gore** rushed for 112 yds. and 1 TD on 16 carries (7.0 avg.), marking his 30th career 100–yd. game. His 30, 100–yd. games are the most in the NFL since 2005. Gore now has 44 career rushing TDs...**Gore** is the first 49er to rush for over 100 yds. on opening day since RB Garrison Hearst rushed for 187 yds. vs. NYJ (9/6/98)...**WR Randy Moss** moved into sole possession of 2nd place on the NFLs all–time TD reception list (154), trailing only Hall of Fame WR Jerry Rice (197)...**Moss** now has 70 career red zone TDs, which ranks 5th in NFL history...The **49ers** defense limited the Packers to just 45 rushing yds. on the day. The last time the 49ers held their opponent to 50–yds. –or–less on the ground was vs. StL (12/4/11 – 31 yds. rushing)...**LB NaVorro Bowman** registered his 1st career INT, picking off Packers QB Aaron Rodgers in the 4th qtr. On the ensuing play, RB Frank Gore notched a 23–yd. TD run...**CB Carlos Rogers** registered his 1st career sack on a third down play in the 1st qtr... **QB Colin Kaepernick** notched a career–long 17–yd. run just before halftime to set up K David Akers 63–yd. FG.

	1st	2nd	3rd	4th	Pts
San Francisco	3	13	7	7	30
Green Bay	0	7	0	15	22

- SF** – D. Akers, 40 FG (9–58, 4:18)
SF – R. Moss, 14 pass from A. Smith (9–92, 5:10)
GB – J. Finley, 1 pass from A. Rodgers (M. Crosby) (10–80, 6:30)
SF – D. Akers, 43 FG (10–55, 3:45)
SF – D. Akers, 63 FG (4–17, 0:18)
SF – V. Davis, 4 pass from A. Smith (D. Akers) (9–84, 5:09)
GB – R. Cobb, 75 punt return (A. Rodgers–J. Nelson pass)
SF – F. Gore, 23 run (D. Akers) (1–23, 0:09)
GB – Ja. Jones, 10 pass from A. Rodgers (M. Crosby) (5–76, 2:36)

TEAM STATISTICS	SF	GB
First Downs	22	21
Net Yards Gained	377	324
Rushes/Yards	32/186	14/45
Net Yards Passing	191	279
Att/Comp/INT	26/20/0	44/30/1
Sacked/Yards Lost	4/20	3/24
Punts/Average	5/51.2	6/48.2
Fumbles/Lost	1/0	1/0
Penalties/Yards	8/66	10/77
Time of Possession	33:00	27:00
3rd Down Efficiency	2/9 (22%)	6/13 (46%)

RUSHING: 49ERS – F. Gore 16–112–1 TD, K. Hunter 9–41, C. Kaepernick 1–17, A. Smith 5–13, K. Williams 1–3... **PACKERS** – A. Rodgers 5–27, C. Benson 9–18.

RECEIVING: 49ERS – M. Crabtree 7–76, R. Moss 4–47–1 TD, M. Manningham 4–29, V. Davis 3–43–1 TD, B. Miller 1–15, F. Gore 1–1... **PACKERS** – R. Cobb 9–77, J. Finley 7–47–1 TD, J. Nelson 5–64, G. Jennings 5–34, Ja. Jones 4–81–1 TD.

PASSING: 49ERS – A. Smith 26–20–211–0–2 TDs... **PACKERS** – A. Rodgers 44–30–303–1–2 TDs.

INTs: 49ERS – N. Bowman 1–11... **PACKERS** – None

SACKS: 49ERS – A. Brooks 1.0, C. Rogers 1.0, Ald. Smith 1.0... **PACKERS** – C. Matthews 2.5, C. Woodson 1.5.

49ERS TURNOVER RATIO: +1 (0 fumbles, 0 INTs/0 fumbles, 1 INT).

Weather: Partly Cloudy

Temperature: 72 degrees

Wind: North West 11 mph

Playing Surface: DD GrassMaster

Time: 3:25

Attendance: 70,523





**SUNDAY, SEPTEMBER 16
DETROIT 19, SAN FRANCISCO 27
CANDLESTICK PARK**



The 49ers improved to 2–0 to open the 2012 season for the first time since 2009. The 49ers beat the Detroit Lions 27–19 under the lights on NBC’s “Sunday Night Football.” San Francisco got off to an early start by capitalizing on their first possession of the game on a 4–play, 67–yd. drive capped off by a 21–yd. TD pass from QB Alex Smith to TE Vernon Davis. The opening TD drive took just 1:12, marking the 49ers’ fastest TD drive on their first drive of the game since 12/24/05 at StL (1–73, 0:16). Detroit’s next two possessions resulted in 38 and 41–yd. FGs by K Jason Hanson to make the score 7–6 with the 49ers leading. With 2:33 remaining in the 1st qtr., S Dashon Goldson picked–off Lions QB Matthew Stafford and returned the ball 20–yds. to the Lions 23–yd. line. A few plays following the INT, RB Frank Gore registered his 45th career rushing TD as a 49er, with a 1–yd. TD run. Gore’s 45th rushing TD moved him into a tie for 3rd place with RB Ken Willard on the 49ers franchise record for career rushing TDs. He now trails only RB Roger Craig and RB Joe Perry who each had 50 rushing TDs. Gore’s TD run extended the 49ers’ lead to 14–6 to start the 2nd qtr. After receiving the ball to start the 2nd half, Alex Smith led a balanced drive down the field, completing 4 of 4 pass atts. for 34–yds. and getting good production, on the ground, from Gore and RB Kendall Hunter who each ripped off runs 10+ yds. The drive was completed by a 36–yd. FG by K David Akers. The Lions answered right back with a 10–play, 39–yd. drive of their own which ended with another Hanson FG, this time from 40–yds out. San Francisco responded with a 10–play march of their own, as Gore and Hunter accounted for 44 of the 55–yds. gained on the drive. Akers successfully knocked through a 48–yd. FG for his second on the night. The Lions threatened again on its next possession, moving into 49er territory. LB Aldon Smith and DT Ray McDonald combined to sack Stafford for a loss of 9–yds., forcing the Lions to settle for a Hanson 48–yd. FG to put the score at 20–12 in the 49ers favor. The 49ers put together one of their best offensive drives of the season as Smith and Crabtree connected on 3rd–and–7, 3rd–and–14 and 3rd–and–9 to setup Vernon Davis for a 23–yd. TD receipt. The TD extended San Francisco’s lead to 27–12 with 3:11 left in the 4th. After giving up a TD to the Lions in the final minutes of the game, the Niners recovered Detroit’s last effort kick to seal the game. The 49ers victory at Candlestick Park extends the winning streak at home to 7 in a row. The 7 consecutive victories marks the longest home winning streak since 1996–1999, when the red and gold won 19 consecutive games at The Stick.

NOTES: San Francisco’s prime time record improved to 61–32 overall, including 37–15 at home...The 49ers overall record on Sunday Night Football is now 12–9, and 9–5 at home...The 49ers have won 9 consecutive games against Detroit, marking the longest active streak for the 49ers vs. any opponent...The 49ers improved their record to 37–27–1 all–time vs. the Lions...49ers head coach **Jim Harbaugh** is now 3–0 against teams from the NFC North [W, 25–19 at Det. (10/16/11); W, 30–22 at GB (9/9/12)]...The 49ers improved to 9–2 under Harbaugh when scoring first...The 49ers rushed for 148 yds. and 1 TD on 27 carries (5.5 avg.). The 49ers rank 3rd in the NFL, averaging 167.0 rushing yds./gm...RB **Frank Gore** led the way with 89 yds. and 1 TD on 17 carries...Gore has now registered a rushing TD in all 5 career games against Det...Gore ranks 4th in the NFL with 201 rushing yds. on the season...QB **Alex Smith** completed 20 of 31 passes for 226 yds., 2 TDs and a QB rating of 107.7...Smith hooked up with TE **Vernon Davis** on both TD passes Smith found Davis in the back of the end zone on a 21–yd. TD pass in the 1st qtr. Smith connected with Davis again in the 4th qtr., this time on a 23–yd. catch and run for the score...Smith has now thrown 216 passes without an interception, extending his franchise record...Smith posted a QB rating of 107.7. The 49ers improved to 12–0 when Smith starts and has a QB rating over 100.0. The last time it happened was 10/2/11 at Phi. (112.1) and 10/9/11 vs. TB (127.2)...This season Smith has posted a QB rating of 115.9, which ranks 3rd in the NFL...TE **Vernon Davis** registered 5 receipts. for 73 yds. and 2 TDs, marking his 4th career multi–TD game...This marks the 16th time in Davis’ career that he registered a TD in consecutive weeks, and the first time to start a season...Davis has now hauled in 3 TDs on the season, ranking t–1st in the NFL...WR **Mario Manningham** registered a career–long 29–yd. rush on the opening drive. leading to a 49ers TD two plays later...The 49ers defense has not allowed a 100–yd. rusher in 21 consecutive home games, marking the longest current streak in the NFL.

	1st	2nd	3rd	4th	Pts
DET	6	0	3	10	19
SAN FRANCISCO	7	7	3	10	27

- SF** – V. Davis, 21 pass from A. Smith (D. Akers) (4–67, 1:12)
- DET** – J. Hanson, 38 FG (8–48, 4:38)
- DET** – J. Hanson, 41 FG (4–2, 0:54)
- SF** – F. Gore, 1 run (D. Akers) (5–23, 2:24)
- SF** – D. Akers, 36 FG (10–62, 5:18)
- DET** – J. Hanson, 40 FG (10–39, 6:02)
- SF** – D. Akers, 48 FG (10–55, 3:58)
- DET** – J. Hanson, 48 FG (9–50, 5:26)
- SF** – V. Davis, 23 pass from A. Smith (D. Akers) (13–79, 6:12)
- DET** – B. Pettigrew, 9 pass from M. Stafford (J. Hanson) (10–80, 1:35)

TEAM STATISTICS	DET	SF
First Downs	15	24
Net Yards Gained	296	349
Rushes/Yards	26/82	27/148
Net Yards Passing	214	201
Att/Comp/INT	32/19/1	31/20/0
Sacked/Yards Lost	2/16	3/25
Punts/Average	2/44.5	3/36.3
Fumbles/Lost	0/0	2/1
Penalties/Yards	8/67	5/62
Time of Possession	30:26	29:34
3rd Down Efficiency	6/15 (40%)	4/11 (36%)

RUSHING: 49ERS – F. Gore 17–89–1 TD, M. Manningham 1–29, K. Hunter 5–23, A. Smith 4–7... **LIONS** – K. Smith 16–53, J. Bell 6–14, M. Stafford 2–10, N. Burleson 2–5.

RECEIVING: 49ERS – M. Crabtree 6–67, V. Davis 5–73–2 TDs, M. Manningham 3–28, K. Hunter 2–21, F. Gore 2–16, R. Moss 1–14, D. Walker 1–7... **LIONS** – C. Johnson 8–94, B. Pettigrew 3–18–1 TD, J. Bell 2–59, K. Smith 2–17, T. Scheffler 1–13, N. Burleson 1–11, T. Young 1–11, W. Heller 1–7.

PASSING: 49ERS – A. Smith 31–20–226–0–2 TDs... **LIONS** – M. Stafford 32–19–230–1–1 TD.

INTs: 49ERS – D. Goldson 1–20... **LIONS** – None

SACKS: 49ERS – Ald. Smith 1.5, R. McDonald 0.5... **LIONS** – N. Suh 1.0, K. Vanden Bosch 1.0, C. Williams 1.0.

49ERS TURNOVER RATIO: Even (1 fumbles, 0 INTs/0 fumbles, 1 INT).

Weather: Mostly Sunny
Temperature: 62 degrees
Wind: North West 15 mph
Playing Surface: Natural Grass
Time: 3:06
Attendance: 69,732





SUNDAY, SEPTEMBER 23
SAN FRANCISCO 13, MINNESOTA 24
MALL OF AMERICA FIELD



The 49ers lost their first game of the 2012 season, 24–13, to the Minnesota Vikings. The Vikings got off to a quick start on the opening drive by going 82–yds. in 16–plays, capping it off with a 1–yd. TD pass to TE Kyle Rudolph from QB Christian Ponder. On the 49ers first offensive possession of the game, RB Frank Gore registered his 1,687th rushing attempt of his career, surpassing Roger Craig (1,686) to become the 49ers all–time rushing at–tempts leader. QB Alex Smith led the offense down the field, completing 6 of 8 pass atts. for 36–yds. as K David Akers finished off the drive with a 29–yd. FG. On the Vikings' next possession, Ponder scrambled 23–yds. for a TD, capping off an 11–play, 80–yd. drive, making the score 14–3 with 5:39 remaining in the 1st half. RB Kendall Hunter took the ensuing kickoff and returned it 29–yds. to the San Francisco 24–yd. line. The 49ers put a drive together, taking the ball into Vikings territory to set up a 43–yd. FG by K David Akers. Minnesota blocked the FG attempt, keeping the deficit at 11 points. With :52 remaining, Ponder took the Vikings down to the 49ers 34–yd. line and pushed the score to 17–3 after K Blair Walsh knocked in a 52–yd. FG as time expired in the 1st half. Kyle Williams gave the 49ers a spark as he opened the 2nd half with a 94–yd. kickoff return to the Vikings 14–yd. line. Williams' 94–yd. return is the longest kickoff return in the NFL this season, setting up Akers FG from 29–yds. away. The red and gold got the ball back after forcing a 3–and–out as the momentum swung in San Francisco's favor. As Alex Smith and Frank Gore teamed–up to march down the field, WR Randy Moss contributed with a 12–yd. recept. for a first down, putting him in 4th place (14,946) on the NFL's all–time rec. yds. list, passing Raiders great Tim Brown (14,934). Five plays later TE Vernon Davis caught a 20–yd. pass from Smith down the sideline and finished off the drive on the next play with a 1–yd. TD recept. from Smith to pull within 4 points of the Vikings. Davis now has 4 TDs on the season and has scored a TD in the first three games of the season for the first time in his career. The Vikings responded with a 12–play, 86–yd. drive as Rudolph hauled in a 2–yd. TD pass, his second TD reception of the day. The 49ers did not go down without a fight, as they forced and recovered 2 fumbles in the final qtr., but could not capitalize on the opportunities.

NOTES: WR **Randy Moss** caught 3 passes for 27 yds., moving him into 4th place in NFL history for the most rec. yds...RB **Frank Gore's** first carry of the game was the 1,687th of his career, surpassing RB Roger Craig and giving him the most rushes in 49ers history... QB **Alex Smith** found TE **Vernon Davis** on a 1–yd. TD pass in the 3rd qtr. The duo has now connected on 4 of Smith's 5 TD passes on the season...**Smith** has now thrown 30 of his 73 career TD passes to **Davis** (41.1 pct.), which is the highest pct. among all active teammates...This marks the 5th time in **Davis'** career that he registered a TD in 3 straight weeks, and the first time to start a season...LB **NaVorro Bowman** notched a career–high 18 tackles, according to the gamebook statistics...LB **Ahmad Brooks** jarred the ball from Vikings RB Toby Gerhart for his 8th career FF late in the 4th qtr. The fumble was recovered by LB **Patrick Willis**, marking his 5th career FR...S **Donte Whitner** notched his 5th career FF in the 4th qtr., as CB **Carlos Rogers** registered his 4th career FR...WR **Kyle Williams** finished the day with 2 KOR for 144 yds., setting a career high...**Williams** registered a career–long 94–yd. KOR to open the second half. His previous career long was 33 yds. at Sea. (12/24/11)...Early in the 4th qtr., **Williams** notched a 50–yd. KOR...WR **Randy Moss** made his first start as a member of the 49ers...LB **Eric Bakhtiari** made his 49ers debut, lining up on defense for the first time in his career...TE/LS **Brian Jennings** has now played in 195 consecutive games...DT **Justin Smith** has now started 174 consecutive games, dating back to his rookie season in 2001. Smith's consecutive start streak ranks 3rd among defensive players, behind Ronde Barber (202) and London Fletcher (182), and 4th among all NFL players, behind Barber, Fletch and Jeff Backus (178)...TE **Vernon Davis** has now started 78 consecutive games, which ranks 3rd in the NFL among TEs behind Tony Gonzalez (89) and Jason Witten (86)...C **Jonathan Goodwin** played in his 151st career NFL game. He has now started 57 consecutive games tied for the 5th most among centers...K **David Akers** has now played in 108 consecutive NFL games, the 3rd most in the NFL among kickers...P **Andy Lee** has played in 131 consecutive NFL games, the 4th most among NFL punters.

	1st	2nd	3rd	4th	Pts
San Francisco	0	3	10	0	13
Minnesota	7	10	0	7	24

MIN – K. Rudolph, 1 pass from C. Ponder (B. Walsh) (16–82, 7:40)
SF – D. Akers, 29 FG (13–54, 5:40)
MIN – C. Ponder, 23 run (B. Walsh) (11–80, 6:44)
MIN – B. Walsh, 52 FG (9–33, 0:52)
SF – D. Akers, 29 FG (4–3, 2:14)
SF – V. Davis, 1 pass from A. Smith (D. Akers) (9–86, 5:00)
MIN – K. Rudolph, 2 pass from C. Ponder (B. Walsh) (12–86, 7:00)

TEAM STATISTICS	SF	MIN
First Downs	19	25
Net Yards Gained	280	344
Rushes/Yards	20/89	41/146
Net Yards Passing	191	198
Att/Comp/INT	35/24/1	35/21/0
Sacked/Yards Lost	3/13	0/0
Punts/Average	3/48.7	4/45.3
Fumbles/Lost	2/2	3/2
Penalties/Yards	6/60	1/10
Time of Possession	26:32	33:28
3rd Down Efficiency	4/10 (40%)	7/14 (50%)

RUSHING: 49ERS – F. Gore 12–63, A. Smith 4–26, K. Hunter 4–0... **VIKINGS** – A. Peterson 25–86, C. Ponder 7–33–1 TD, T. Gerhart 8–18, P. Harvin 1–9.

RECEIVING: 49ERS – M. Crabtree 6–40, M. Manningham 5–56, V. Davis 5–53–1 TD, R. Moss 3–27, K. Williams 2–16, F. Gore 1–9, K. Hunter 1–2, D. Walker 1–1... **VIKINGS** – P. Harvin 9–89, K. Rudolph 5–36–2 TDs, D. Aromashodu 2–24, A. Peterson 2–21, T. Gerhart 2–20, M. Jenkins 1–8.

PASSING: 49ERS – A. Smith 35–24–204–1–1 TD... **VIKINGS** – C. Ponder 35–21–198–0–2 TDs.

INTs: 49ERS – None... **VIKINGS** – J. Robinson 1–24.

SACKS: 49ERS – None... **VIKINGS** – C. Greenway 2.0, J. Allen 1.0.

49ERS TURNOVER RATIO: –1 (2 fumbles, 1 INT/2 fumbles, 0 INT).

Weather: Dome
Temperature: 67 degrees
Wind: Dome
Playing Surface: UBU Speed Series S5M
Time: 3:13
Attendance: 57,288





SUNDAY, SEPTEMBER 30
SAN FRANCISCO 34, NEW YORK JETS 0
METLIFE STADIUM



The 49ers improved their record to 3–1 to start the season for the second consecutive year, beating the New York Jets in convincing fashion 34–0. The last time San Francisco started 3–1 in back–to–back years was 2001–02. The Jets first possession of the game went 33–yds. on 7–plays before LB Aldon Smith recorded his first sack on a Jets 3rd–and–3 to force a punt. With 3:04 remaining in the 1st qtr., RB Frank Gore rushed for 5–yds. to begin the first scoring drive of the game. Three plays later, WR Mario Manningham took an end around down the sideline for a 28–yd. gain into Jets territory. QB Colin Kaepernick capped off the drive with a 7–yd. TD run, his first career TD, putting the 49ers ahead 7–0 with 13:43 remaining in the 2nd qtr. Kaepernick broke through the Jets defense multiple times for big gains, rushing 5 times for a career high 50 yds. On the Jets next possession, TE Detric Epps caught a 9–yd. pass from QB Tim Tebow, but the ball was knocked loose by S Dashon Goldson, which was recovered by CB Carlos Rogers and returned 1–yd. to the Jets 47–yd. line. New York’s next possession began on its own 45–yd. line, but was quickly brought to a halt. LB Ahmad Brooks helped to force a 3–and–out with another sack on 3rd–and–short. The Jets had one more possession before the end of the half, but once again San Francisco’s defense proved tough on 3rd down. LB Aldon Smith sacked QB Mark Sanchez, forcing another fumble, this time recovered by DT Justin Smith on the 49ers 26–yd. line. With 1:11 remaining before half, QB Alex Smith engineered an efficient drive to setup a 36–yd. FG for K David Akers, which he sailed through the uprights as the 1st half ended to give the 49ers a 10–0 lead. On the fourth play of the 2nd half, Sanchez’s pass was tipped by DT Ray McDonald and intercepted by LB Patrick Willis. The INT was Willis’ 6th of his career and 1st this season. With 6:15 remaining in the 3rd qtr. San Francisco took over at the Jets 48–yd. line. Alex Smith completed back–to–back passes of 12 and 25–yds. to setup Gore for a 2–yd. TD run to extend the lead to 17–0. The first play of the 4th qtr. was another stellar play by the San Francisco defense as Jets WR Santonio Holmes fumbled the ball, which was scooped–up by Carlos Rogers and returned 51–yds. for a TD. The FR by Rogers was his 2nd in the game, tying his career high in a single season and setting a new career high for FRs in a single game. Rogers’ TD was the 3rd TD of his career and 1st career FR for a TD. The 49ers next possession led to another Akers FG, this time from 40–yds. The FG was setup by a strong run game, with 7 rushes accounting for 46–yds., spread amongst three different players. The 49ers rushing attack against the Jets was historical, as San Francisco gained 245 yds. on the ground, the most rushing yds. allowed in a single game by a Jets team under Rex Ryan. New York’s ensuing possession stalled after only three plays, which led to a blocked punt by LB Larry Grant that resulted with the 49ers taking over at the Jets 4–yd. line. The blocked punt was Grant’s 1st of his career and it was the first blocked punt recorded by the 49ers since 10/3/10 at Atl. Three plays later, RB Kendall Hunter registered his 3rd career TD and 1st of the season, on a 1–yd. TD run, stretching the eventual final score to 34–0. The 49ers shutout was only the 2nd shutout ever at MetLife Stadium since its opening in 2010.

NOTES: San Francisco is 5–2 in September games under Head Coach **Jim Harbaugh**. Only George Seifert and Steve Mariucci had better records after their first two Septembers at the helm (Seifert – 6–0; Mariucci 7–0)... The **49ers** stayed perfect in games after a loss under Harbaugh. They are currently 3–0 after a defeat...**Harbaugh** improved to 4–1 against AFC opponents and 1–0 against the AFC East...The 49ers improved their overall record vs. the Jets to 10–2, including 6–1 on the road...San Francisco became 3–0 under **Harbaugh** in the second leg of back–to–back road games...The **49ers** registered their first shutout on the road since 1/6/02 at NO (38–0). It also marked just the 2nd shut out for any team at MetLife Stadium [GB win vs. NYJ – 9–0 (10/31/10)]...The **49ers** defense limited the Jets to just 145 total net yds. of offense, the lowest total net yds. allowed since 1/3/10 at StL (109 yds.)...The **49ers** defense registered 4 takeaways on the day (1 INT, 3 FRs), marking the most by the 49ers since 12/19/11 vs. Pit. (3 INTs, 1 FR)...The **49ers** defense registered 3.0 sacks of Jets QB Mark Sanchez on the day, all of which came on 3rd down...LB **Aldon Smith** tallied 2.0 sacks, marking his 5th career game with 2–or–more sacks... The **49ers** rushed for a season–high 245 yds. on 44 carries as 9 different players carried the ball. It marked the most rushing yds. by the 49ers since 11/29/10 at Arz. (261 rushing yds.)...RB **Frank Gore** rushed for 62 yds. and 1 TD on 21 carries. The 2–yd. TD run by Gore marked his 3rd of the season and 46th of his career...TE **Garrett Celek** made his NFL debut.

	1st	2nd	3rd	4th	Pts
San Francisco	0	10	7	17	34
New York Jets	0	0	0	0	0

- SF** – C. Kaepernick, 7 run (D. Akers) (8–68, 4:27)
- SF** – D. Akers, 36 FG (6–56, 1:11)
- SF** – F. Gore, 2 run (D. Akers) (6–48, 3:26)
- SF** – C. Rogers, 51 fumble return (D. Akers)
- SF** – D. Akers, 40 FG (10–46, 4:58)
- SF** – K. Hunter, 1 run (D. Akers) (3–4, 1:32)

TEAM STATISTICS	SF	NYJ
First Downs	26	9
Net Yards Gained	381	145
Rushes/Yards	44/247	17/45
Net Yards Passing	134	100
Att/Comp/INT	22/12/0	30/14/1
Sacked/Yards Lost	2/9	3/12
Punts/Average	4/46.0	8/37.9
Fumbles/Lost	2/0	3/3
Penalties/Yards	8/67	4/30
Time of Possession	36:56	23:04
3rd Down Efficiency	4/12 (33%)	2/13 (15%)

RUSHING: 49ERS – F. Gore 20–64–1 TD, K. Hunter 8–56–1 TD, C. Kaepernick 5–50–1 TD, M. Manningham 1–28, A. Dixon 4–16, A. Smith 3–12, K. Williams 1–9, T. Ginn 1–7, B. Miller 1–5... **JETS** – S. Greene 11–34, B. Powell 4–11, T. Tebow 2–0.

RECEIVING: 49ERS – M. Manningham 3–47, D. Walker 2–31, V. Davis 2–28, M. Crabtree 2–15, F. Gore 2–13, B. Miller 1–9... **JETS** – S. Holmes 4–29, J. Cumberland 4–17, C. Schilens 3–45, J. Kerley 2–12, D. Epps 1–9.

PASSING: 49ERS – A. Smith 21–12–143–0–0 TDs, C. Kaepernick 1–0–0–0–0 TDs... **JETS** – M. Sanchez 29–13–103–1–0 TDs.

INTs: 49ERS – P. Willis 1–0... **JETS** – None.

SACKS: 49ERS – Ald. Smith 2.0, A. Brooks 1.0... **JETS** – C. Pace 1.0, B. Thomas 1.0.

49ERS TURNOVER RATIO: +4 (0 fumbles, 0 INTs/3 fumbles, 1 INT).

Weather: Partly Cloudy
Temperature: 67 degrees
Wind: West/Northwest 4 mph
Playing Surface: FieldTurf
Time: 2:56
Attendance: 79,088





SUNDAY, OCTOBER 7
BUFFALO 3, SAN FRANCISCO 45
CANDLESTICK PARK



The 49ers improved to 4–1 for the 2nd season in a row, beating the Buffalo Bills 45–3 in a record–setting day at Candlestick Park. The 49ers took to the air on their 2nd drive of the game as QB Alex Smith connected with TE Vernon Davis for a 53–yd. strike through the air, setting up a 1st–and–goal at the Bills 8–yd. line. K David Akers registered the first points of the game on a 19–yd. FG with 7:29 remaining in the 1st qtr. Akers has now made at least 1 FG in all 21 games as a 49er, tying the franchise record for the most consecutive games with a FG [Bruce Gossett (11/19/70 – 10/1/72)]. The Bills and 49ers traded possessions before Buffalo got on the scoreboard with 10:50 remaining in the 2nd qtr. on K Rian Lindell’s 31–yd. FG. After the Bills FG, San Francisco began their next drive from their own 26–yd. line. The first play from scrimmage, Smith completed a 36–yd. pass to WR Michael Crabtree and on the ensuing play Smith went deep to WR Kyle Williams for a 43–yd. TD to make the score 10–3 after the 2–play, 00:52 drive. After stalled drives for both teams, LB Patrick Willis came up with a big hit to jar the ball loose from TE Scott Chandler as S Dashon Goldson recovered the ball and returned it 5–yds. to the Buffalo 28–yd. line with 00:29 remaining in the 1st half. On the ensuing play, Smith threw his 2nd TD of the game, this time a 28–yd. strike to Crabtree to extend their lead at the end of the half to 17–3. The red and gold gained 320 net yds. (83 rushing, 237 passing) of offense in the first half, the most by the team since 9/27/98 vs. Atl. (394 net yds. – 128 rushing, 266 passing). The 49ers’ 237 net passing yds. in the 1st half were the most by the club since 9/27/98 vs. Atl. (266 net passing yds. in the 1st half). Buffalo received the ball to start the 2nd half and on the Bills third play LB Ahmad Brooks recorded his 3rd sack (23.0 career) of the 2012 season. Three plays later Buffalo was forced to punt and the 49ers took over at their own 34–yd. line. The 49ers offense continued to shine as Davis hauled–in a 24–yd. recept. to start the drive. On 2nd–and–10 from the 49ers 43–yd. line, Gore gashed the defense for 31–yds. on the ground. He finished it off two plays later with a 1–yd. TD run to push the lead to 24–3 with 10:01 remaining in the 3rd qtr. The turnover–hungry San Francisco defense took the ball away from the Buffalo offense after 5 plays, on CB Chris Culliver’s INT. Smith and the 49ers offense kept the momentum, as they marched 94–yds. on 13–plays, capped–off by WR Mario Manningham’s 10–yd. TD recept. from Smith. The TD was Manningham’s 1st TD as a 49er. Smith finished the game with a 156.2 QB rating, a career high and the highest single–game performance in the NFL since 12/26/10 [Bengals QB Carson Palmer – 157.2 vs. SD]. He currently ranks first in the NFL with a 108.7 QB rating through 5 weeks. The red and gold quickly forced a three–and–out on the Bills next possession. Following the punt, the 49ers ground game pounded the ball down the field. Grinding out 67–yds. rushing on 7–plays, the 49ers again found themselves in the end zone on QB Colin Kaepernick’s 16–yd scramble for a TD to make the score 38–3 with 10:00 remaining in the 4th qtr. The Bills were forced into their second consecutive three–and–out on their next possession. San Francisco stuck to the run with its last possession of the game, rushing 10 times on an 11–play drive that was highlighted by RB Anthony Dixon’s 4–yd. TD run, his 1st of the season and brought the final tally of the game to 45–3. With the win, the 49ers improved to 11–1 at home since 12/1/10. San Francisco’s current .917 winning pct. at home is the 3rd best in the NFL during that span [GB – 13–1 (.929); Bal – 13–1 (.929)]. The 49ers offense amassed 621 net yds. (311 rushing, 310 passing), setting the single–game franchise record. San Francisco became the first team in NFL history to post 300–or–more yds. rushing and passing in the same game.

NOTES: Head coach **Jim Harbaugh** improved to 5–1 against AFC opponents and 2–0 against the AFC East...**San Francisco** improved its overall record against Buffalo to 6–5...**The 49ers** remained undefeated in the month of October under Harbaugh, going 5–0 overall and 3–0 at home...**San Francisco** improved to 7–0 at home following a road game under Harbaugh...With QB **Alex Smith** (303 yds. passing), RB **Frank Gore** (106 yds. rushing), WR **Michael Crabtree** (113 yds. rec.) and TE **Vernon Davis** (106 yds. rec.), it marked the first time the **49ers** had a 300–yd. passer, 100–yd. rusher and 2, 100–yd. receivers in the same game since 11/19/61 vs. Chi. [QB John Brodie – 322 yds. passing; RB C.R. Roberts – 107 yds. rushing; WR Aaron Thomas – 131 yds. rec.; WR R.C. Owens – 107 yds. rec.]...**The 49ers** rushed for 311 yds. on the day, the most by the team since 12/14/98 vs. Det. (328 yds.)...The 311 rushing yds. are the 4th most in a single game in franchise history and the most in the NFL since 10/24/10 (Oak. – 328 rushing yds. at Den.).

	1st	2nd	3rd	4th	Pts
Buffalo	0	3	0	0	3
San Francisco	3	14	7	21	45

- SF** – D. Akers, 19 FG (6–79, 3:17)
- BUF** – R. Lindell, 31 FG (12–75, 5:44)
- SF** – K. Williams, 43 pass from A. Smith (D. Akers) (2–74, 0:52)
- SF** – M. Crabtree, 28 pass from A. Smith (D. Akers) (1–28, 0:05)
- SF** – F. Gore, 1 run (D. Akers) (5–66, 2:44)
- SF** – M. Manningham, 10 pass from A. Smith (D. Akers) (13–94, 7:48)
- SF** – C. Kaepernick, 16 run (D. Akers) (7–67, 3:05)
- SF** – A. Dixon, 3 run (D. Akers) (11–69, 6:29)

TEAM STATISTICS	BUF	SF
First Downs	10	29
Net Yards Gained	204	621
Rushes/Yards	19/89	38/311
Net Yards Passing	115	310
Att/Comp/INT	26/16/1	25/19/0
Sacked/Yards Lost	1/11	0/0
Punts/Average	6/47.7	2/56.0
Fumbles/Lost	1/1	1/1
Penalties/Yards	5/30	7/53
Time of Possession	23:46	36:14
3rd Down Efficiency	2/10 (20%)	7/11 (64%)

RUSHING: 49ERS – F. Gore 14–106–1 TD, K. Hunter 11–81, A. Smith 3–49, C. Kaepernick 4–39–1 TD, A. Dixon 4–21–1 TD, B. Miller 1–9, K. Williams 1–6... **BILLS** – B. Smith 1–35, F. Jackson 9–29, C. Spiller 7–24, R. Fitzpatrick 2–1.

RECEIVING: 49ERS – M. Crabtree 6–113–1 TD, V. Davis 5–106, M. Manningham 4–26–1 TD, K. Williams 2–50–1 TD, R. Moss 1–11, G. Celek 1–4, ... **BILLS** – St. Johnson 6–39, S. Chandler 4–40, T. Graham 2–28, D. Jones 2–13, F. Jackson 1–5, B. Smith 1–1.

PASSING: 49ERS – A. Smith 24–18–303–0–3 TDs, C. Kaepernick 1–1–7–0–0 TDs... **BILLS** – R. Fitzpatrick 26–16–126–1–0 TDs.

INTs: 49ERS – C. Culliver 1–4... **BILLS** – None.

SACKS: 49ERS – A. Brooks 1.0... **BILLS** – None.

49ERS TURNOVER RATIO: +1 (1 fumble, 0 INTs/1 fumble, 1 INT).

Weather: Sunny
Temperature: 62 degrees
Wind: West 8 mph
Playing Surface: Natural Grass
Time: 2:56
Attendance: 69,732





SUNDAY, OCTOBER 14 NEW YORK GIANTS 26, SAN FRANCISCO 3 CANDLESTICK PARK



In the rematch of last year's NFC Championship Game, the 49ers made uncharacteristic turnovers as the Giants pulled off a stunning victory on the road at Candlestick Park. The 49ers started the game strong, driving 59-yds. on 12-plays, but failed to come away with any points as K David Akers missed a 43-yd. FG wide right. San Francisco's defense forced a 3-and-out on the Giants first offensive possession to give the 49ers offense the ball for the second time. QB Alex Smith engineered a precise offensive attack down the field, passing for 41 yds. Smith connected with WR Randy Moss on a 20-yd. strike, his first of two 20+ yd. receipts. on the day. Moss recorded 75 yds. rec. on the day, becoming just the fourth player in NFL history to surpass 15,000 career rec. yds. (15,032). He trails only WR Jerry Rice (22,895), WR Terrell Owens (15,934) and WR Isaac Bruce (15,208) for the most rec. yds. in NFL history. The 49ers finished the 61-yd. drive with a 42-yd. FG by K David Akers to make the score 3-0 with 2:04 remaining in the 1st qtr. With the FG, Akers has now made at least 1 FG in all 22 games as a member of the 49ers, breaking the franchise record for the most consecutive games with a FG [K Bruce Gossett (11/19/70 through 10/1/72)]. In the 2nd qtr. an INT thrown by Alex Smith led to a New York scoring drive, capped off by a 6-yd. TD pass from Manning to WR Victor Cruz, making the score 7-3 with 10:08 remaining in the 2nd qtr. After San Francisco failed to get anything going on offense, the Giants put together another scoring drive, this time leading to K Lawrence Tynes knocking a 34-yd. FG through the uprights to push the score to 10-3 in the Giants favor with 3:04 remaining in the half. The 49ers were forced to punt back to New York after failing to get a 1st down, and with 15 seconds remaining in the half the Giants setup for a 40-yd. FG. On the FG attempt, CB Tarell Brown blocked Tynes' kick, his 1st career blocked FG and the first by the 49ers since DT Ray McDonald blocked a 44-yd. attempt by K Ryan Longwell at Min. (9/27/09). The 3rd qtr. was all Giants as New York returned the opening kickoff 66 yds. to start the 2nd half. The good starting field position was capitalized on with a 1-yd. TD run by RB Ahmad Bradshaw to finish the 7-play, 32-yd. drive. The next two offensive possessions for the 49ers ended in INTs, both of which led to Tynes FGs of 30 and 22-yds. to stretch the score to 23-3 with 7:43 remaining in the 3rd qtr. On the second play of the 49ers next possession, Smith launched a 55-yd. pass to Moss for a completion, marking Smith's longest completion of the season and Moss' longest receipt. as a 49er. San Francisco failed to take advantage of the long gain by Moss and turned the ball over on downs. The Giants and 49ers traded possessions as both offenses struggled to put any points on the scoreboard until Tynes added to the Giants lead with his 4th FG of the game, this time from 32-yds. The FG was the last scoring play of the game as the Giants left Candlestick Park with their 4th win of the season, handing the 49ers their 2nd defeat.

NOTES: CB **Carlos Rogers** played in his 100th NFL game vs. NYG...TE/LS **Brian Jennings** has now played in 198, consecutive games...DT **Justin Smith** has now started 177 consecutive games, dating back to his rookie season in 2001. Smith's consecutive start streak ranks 3rd among defensive players, behind Ronde Barber (204) and London Fletcher (185), and 4th among all NFL players, behind Barber, Fletcher and Jeff Backus (181)...TE **Vernon Davis** has now started 81 consecutive games, which ranks 3rd in the NFL among TEs behind Tony Gonzalez (92) and Jason Witten (88)...C **Jonathan Goodwin** has now started 60 consecutive games tied for the 5th most among centers...K **David Akers** has now played in 111 consecutive NFL games, the 3rd most in the NFL among kickers...P **Andy Lee** played in 134 consecutive NFL games, the 4th most among NFL punters.

	1st	2nd	3rd	4th	Pts
New York Giants	0	10	13	3	26
San Francisco	3	0	0	0	3

SF – D. Akers, 42 FG (12-61, 5:27)
NYG – V. Cruz, 6 pass from E. Manning (L. Tynes) (7-67, 3:50)
NYG – L. Tynes, 34 FG (8-51, 4:34)
NYG – A. Bradshaw, 1 run (L. Tynes) (7-32, 3:12)
NYG – L. Tynes, 30 FG (4-0, 0:16)
NYG – L. Tynes, 22 FG (4-1, 1:33)
NYG – L. Tynes, 32 FG (13-72, 7:10)

TEAM STATISTICS	NYG	SF
First Downs	19	14
Net Yards Gained	342	314
Rushes/Yards	37/149	17/80
Net Yards Passing	193	234
Att/Comp/INT	28/15/0	37/23/3
Sacked/Yards Lost	0/0	6/48
Punts/Average	4/49.8	4/49.8
Fumbles/Lost	0/0	1/0
Penalties/Yards	2/20	6/35
Time of Possession	32:15	27:45
3rd Down Efficiency	5/15 (33%)	4/14 (29%)

RUSHING: 49ERS – F. Gore 8-36, K. Hunter 4-26, M. Manningham 1-7, C. Kaepernick 2-6, A. Smith 2-5... **GIANTS** – A. Bradshaw 27-116-1 TD, D. Wilson 7-35, E. Manning 3- (-2).

RECEIVING: 49ERS – M. Manningham 5-72, K. Williams 4-40, F. Gore 4-20, V. Davis 3-37, M. Crabtree 3-26, R. Moss 2-75, G. Celek 1-6, K. Hunter 1-6... **GIANTS** – V. Cruz 6-58-1 TD, D. Hixon 4-78, H. Nicks 3-44, M. Bennett 1-9, A. Bradshaw 1-4.

PASSING: 49ERS – A. Smith 30-19-200-3-0 TDs, C. Kaepernick 7-4-82-0-0 TDs... **GIANTS** – E. Manning 28-15-193-0-1 TD.

INTs: 49ERS – None... **GIANTS** – A. Rolle 2-42, P. Amukamara 1-0.

SACKS: 49ERS – None... **GIANTS** – J. Pierre-Paul 2.0, L. Joseph 1.0, M. Kiwanuka 1.0, A. Tracy 1.0, J. Williams 1.0.

49ERS TURNOVER RATIO: -3 (0 fumble, 3 INTs/0 fumble, 0 INTs).

Weather: Sunny
Temperature: 61 degrees
Wind: Northwest 7 mph
Playing Surface: Natural Grass
Time: 3:01
Attendance: 69,732





THURSDAY, OCTOBER 18
SEATTLE 6, SAN FRANCISCO 13
CANDLESTICK PARK



The 49ers improved to 6–1 in NFC West divisional games under head coach Jim Harbaugh, as they opened up division play with a physical battle against the Seattle Seahawks on *Thursday Night Football* en route to a 13–6 victory. The Seahawks first possession went 10–plays for 62–yds. ending with a 52–yd. FG by K Steven Hauschka to give Seattle a 3–0 lead with 5:34 remaining in the 1st qtr. San Francisco answered back on its ensuing possession with an 11–play, 60–yd. drive of its own, capped off by K David Akers’ 38–yd. FG, knotting the score at 3–3 with :31 remaining in the 1st qtr. Akers FG extended his 49ers franchise record to 23 consecutive games with at least 1 FG made. The Seahawks opened the 2nd qtr. with its second consecutive drive leading to a FG, a 35–yd. kick by Hauschka making the score 6–3. The 49ers and Seahawks stout defense’s dug in, leading to five possessions resulting in no change on the scoreboard, as the 1st half expired. RB Frank Gore, led the 49ers first possession of the 2nd half with 50 total yds. on the 10–play, 86–yd. drive. Gore rushed for 131 yds. on 16 carries (8.2 avg.), marking Gore’s 32nd career 100–yd. game and 3rd of the season. TE Delanie Walker, capped off the drive with a 12–yd. TD recept. from QB Alex Smith to give the 49ers a 10–6 lead with 4:36 remaining in the 3rd qtr. It was Walker’s 1st TD of the season and 6th of his career. On Seattle’s ensuing possession, S Dashon Goldson intercepted QB Russell Wilson and returned the ball 1–yd. to the San Francisco 27–yd. line. The INT was Goldson’s 2nd of the season and 13th of his career. On offense, the red and gold continued to open up running lanes for Gore, as he broke off a 37–yd. run to the Seattle 8–yd. line. Three plays after Gore’s long run, Smith threw an INT and Seattle CB Brandon Browner returned the ball to the Seahawks 3–yd. line. After the turnover, the 49ers defense stiffened and forced a 3–and–out to keep the pressure on the Seahawks. On the Niners next possession, they continued to pound the ball on the ground as RB Kendall Hunter and Gore helped position the offense for Akers to knock through a 28–yd. FG, his 2nd FG of the game, to make the score 13–6 with 5:28 remaining in the 4th qtr. The 49ers finished the day by rushing for 175 yds. on 32 carries (5.5 avg.). Under Harbaugh, the 49ers improved to 17–0, including the postseason, when Gore and Hunter combine for more than 20 carries. On its next possession, the Seahawks were unable to move the ball against the San Francisco defense and were forced to punt as the 49ers took over with 2:05 left in the game. Seattle used its last two timeouts to stop the clock and force P Andy Lee to punt. Lee booted a 66–yd. punt, pinning Seattle inside the 20–yd. line for the 4th time of the game. With the game on the line, San Francisco’s defense shut down the Seahawks. LB Aldon Smith recorded a sack for a loss of 7 yds. Smith’s sack gives him 5.5 on the season and 19.5 for his career. The sack was followed by a false start penalty, putting the Seahawks in 3rd–and–17 from their own 4–yd. line. Seattle was unable to convert for a 1st down and the 49ers took over as the game ended with San Francisco in the victory formation. The 49ers defense did not allow a TD for the 3rd time this season, limiting the Seahawks to only 2 FGs. The last time the 49ers held opponents without a TD in at least three of the team’s first seven games was 1976 [2 FGs vs. NYJ (10/3); and 1 FG vs. NO (10/17)]. With the win, the 49ers extended their winning streak against Seattle to four in a row, San Francisco’s longest current winning streak against a divisional opponent. The 49ers improved to 6–2 on *Thursday Night Football* and 3–0 at home.

NOTES: **San Francisco** improved to 12–2 at home since 12/1/10. The 49ers current .857 winning pct. at home is the 3rd best in the NFL during that span...**San Francisco’s** overall record against the Seahawks improved to 14–13, and 12–8 at home...The **49ers** improved its prime time record to 62–32 overall, and 38–15 at home...**San Francisco** remained perfect in games after a loss under coach Harbaugh. They are currently 5–0 after a defeat...With 5 repts. on the day, RB **Frank Gore** now has 302 career repts., becoming just the second running back in franchise history to notch 300 repts. (RB Roger Craig – 508)...**Gore’s** 302 career repts. ranks 3rd among all active RBs...The **49ers** improved to 25–7 when Gore breaks the 100–yd. plateau, including 8–0 under Harbaugh...QB **Alex Smith** is 18–5 as a starter since the beginning of the 2011 season. The 18 wins are the most in the NFL during that span...LB **NaVorro Bowman** tallied his 1st sack of the season and 3rd of his career...LB **Clark Haggans** made his 49ers debut.

	1st	2nd	3rd	4th	Pts
Seattle	3	3	0	0	6
San Francisco	3	0	7	3	13

- SEA** – S. Hauschka, 52 FG (10–62, 5:05)
- SF** – D. Akers, 38 FG (11–60, 5:03)
- SEA** – S. Hauschka, 35 FG (8–63, 3:19)
- SF** – D. Walker, 12 pass from A. Smith (D. Akers) (10–86, 6:20)
- SF** – D. Akers, 28 FG (7–39, 4:47)

TEAM STATISTICS	SEA	SF
First Downs	13	18
Net Yards Gained	251	313
Rushes/Yards	29/136	32/175
Net Yards Passing	115	138
Att/Comp/INT	23/9/1	23/14/1
Sacked/Yards Lost	2/7	2/2
Punts/Average	4/48.5	5/45.6
Fumbles/Lost	1/0	0/0
Penalties/Yards	3/20	5/40
Time of Possession	27:59	32:01
3rd Down Efficiency	4/13 (31%)	3/11 (27%)

RUSHING: 49ERS – F. Gore 16–131, K. Hunter 9–31, A. Smith 5–11, K. Williams 1–3, C. Kaepernick 1– (–1)... **SEAHAWKS** – M. Lynch 19–103, R. Turbin 4–17, R. Wilson 3–10, L. Washington 2–4, M. Robinson 1–2.

RECEIVING: 49ERS – F. Gore 5–51, M. Crabtree 4–31, K. Hunter 2–14, K. Williams 1–18, R. Moss 1–14, D. Walker 1–12–1 TD... **SEAHAWKS** – B. Obomanu 3–50, S. Rice 2–32, D. Baldwin 2–15, M. Lynch 1–13, M. Robinson 1–12.

PASSING: 49ERS – A. Smith 23–14–140–1–1 TD... **SEAHAWKS** – R. Wilson 23–9–122–1–0 TDs.

INTs: 49ERS – D. Goldson 1–1... **SEAHAWKS** – B. Browner 1–4.

SACKS: 49ERS – N. Bowman 1.0, Ald. Smith 1.0... **SEAHAWKS** – J. Jones 1.0, G. Scruggs 1.0.

49ERS TURNOVER RATIO: Even (0 fumble, 1 INT/0 fumble, 1 INT).

- Weather:** Sunny
- Temperature:** 80 degrees
- Wind:** South 15 mph
- Playing Surface:** Natural Grass
- Time:** 2:57
- Attendance:** 69,732





MONDAY, OCTOBER 29
SAN FRANCISCO 24, ARIZONA 3
UNIVERSITY OF PHOENIX STADIUM



The 49ers win against the Arizona Cardinals marked San Francisco's 42nd win on *Monday Night Football*, the 2nd most in NFL history behind the Dallas Cowboys (43 wins). With the win, the 49ers improved to 5-1 against the Cardinals on *Monday Night Football*, including going 4-1 against Arizona on *MNF* since 2007. The 49ers second possession resulted in the game's first points, as the Niners drove 10-plays, for 77-yds. capped off by WR Michael Crabtree's 3-yd. TD recept. from QB Alex Smith. The 49ers improved to 12-3 under head coach Jim Harbaugh when scoring first. Smith's TD pass was the start to a historical day through the air for the 49ers QB, as he completed 18 of 19 atts. for 232 yds., 3 TDs and a QB rating of 157.1. Smith set the single-game NFL record with a 94.7 comp. pct. with a minimum of 15 atts. With 9:52 remaining in the 2nd qtr., WR Ted Ginn Jr. returned an Arizona punt 35-yds. to the Cardinals 45-yd. line. The good starting field position setup a 43-yd. FG for K David Akers. Akers has now made at least 1 FG in all 24 games as a 49er, extending the franchise record for most consecutive games with a FG. The stifling San Francisco defense forced a 3-and-out on the Cardinals ensuing possession. The 49ers defense was at the top of its game on Monday night, holding Arizona to just 7 yds. rushing, tying the fewest rushing yds. allowed in a single game in franchise history [7 at NO (10/1/72)]. The 7 rushing yds. allowed was the lowest output allowed in the NFL at that point, surpassing the Tampa Bay Buccaneers, who held Car. to 10 rushing yds. (9/9/12). Following the Arizona punt, Smith led the offense down the field, going a perfect 6 of 6 through the air. The drive resulted in a 9-yd. TD pass from Smith to Crabtree, stretching the 49ers lead to 17-0 with 1:47 remaining in the 1st half. Crabtree registered the second, 2 TD performance of his career, hauling in 5 receipts. for 72 yds. His only other 2 TD game was at StL. (1/1/12). Crabtree has now played in 50 regular season games and has recorded at least 1 recept. in every game of his career. The Cardinals attempted to make a dent in the 49ers lead before the end of the half, but QB John Skelton was forced to launch a 'hail mary' pass on 4th down that was intercepted by CB Chris Culliver as the half expired. Culliver's INT was his 2nd of the season, and 3rd of his career. Culliver also set a new career high, along with CB Tarell Brown, by each registering 5 PDs. According to the NFL Gamebook statistics, the 5 PDs by Brown and Culliver are tied for the most in the NFL this season, along with Den. CB Tracy Porter [5 PDs vs. Pit. (9/12)]. As the 3rd qtr. began, the 49ers defense continued its excellent play, forcing another Arizona punt. The 49ers offense picked up right where it left off, as Smith completed two long passes, one for 30-yds. to Crabtree and the next to WR Randy Moss for a 47-yd. TD. With the TD, Moss now ranks tied for 4th in NFL history with 156 total TDs, and has now registered 18 TDs in 19 games on *Monday Night Football*. Smith's 3rd TD pass tied his career high in a single game, marking the 8th time in his career he has accomplished that feat. The Cardinals' next offensive possession resulted in its only points of the game, as K Jay Feely connected on a 28-yd. FG, to make the score 24-3 with 1:00 remaining in the 3rd qtr. The Cardinals' next possession did not yield the same result, as LB Ahmad Brooks (4th of the season, 24th of his career) and LB Aldon Smith (7.5 on the season) notched back-to-back sacks to force a punt. Smith re-recorded his 2nd sack of the game on Arizona's following possession, sacking Skelton for an 8-yd. loss. He now has 21.5 career sacks and reached 20.0 career sacks in just 24 games, becoming the 2nd fastest in 49ers history, behind Hall of Famer Fred Dean who reached 20.0 sacks in 23 games from 1982-83. The 49ers improved to 7-1 in NFC West divisional games under head coach Jim Harbaugh and 2-0 against the NFC West this season.

NOTES: The 49ers 7 divisional wins are t-2nd most in the NFL since 2011... San Francisco improved its overall record against the Arizona Cardinals to 25-17, and 11-9 on the road... The 49ers have won at least 6 of their first 8 games for the second consecutive season (7-1 in 2011), the first time the team has done so in back-to-back seasons since 2001-02. (6-2 in 2001 and 2002)... The Niners improved their prime time record to 63-32 overall and to 25-17 on the road... The 49ers improved to 42-25 on *Monday Night Football*, including 19-14 on the road... Coupled with last week's 13-6 win vs. Sea. on *Thursday Night Football* (10/18), the 49ers have won back-to-back prime time games for the first time since Oct. 2001, [19-17 at NYJ (10/1/01 - MNF), 24-14 vs. Car. (10/7/01 - SNF)]... The 49ers have gone 16-4 against the NFC West since 2009. The 16 wins are tied for the most divisional wins in the NFL during that span. (New England 16-4)... QB Alex Smith set a career high with a 93.3 (14 of 15) comp. pct. in the first half. His previous career high was 91.7 (11 of 12) comp. pct. vs. Arz. (12/4/05).

	1st	2nd	3rd	4th	Pts
San Francisco	7	10	7	0	24
Arizona	0	0	3	0	3

- SF - M. Crabtree, 3 pass from A. Smith (D. Akers) (10-77, 6:04)
- SF - D. Akers, 43 FG (7-20, 3:36)
- SF - M. Crabtree, 9 pass from A. Smith (D. Akers) (8-68, 2:46)
- SF - R. Moss, 47 pass from A. Smith (D. Akers) (6-80, 3:32)
- ARZ - J. Feely, 28 FG (14-70, 6:30)

TEAM STATISTICS	SF	ARZ
First Downs	15	16
Net Yards Gained	317	265
Rushes/Yards	29/113	9/7
Net Yards Passing	204	258
Att/Comp/INT	19/18/0	52/32/1
Sacked/Yards Lost	4/28	4/32
Punts/Average	5/48.8	7/47.3
Fumbles/Lost	0/0	0/0
Penalties/Yards	10/80	7/51
Time of Possession	31:16	28:44
3rd Down Efficiency	6/12 (50%)	2/14 (14%)

RUSHING: 49ERS - F. Gore 16-55, K. Hunter 10-43, M. Crabtree 1-8, A. Smith 1-6, B. Miller 1-1... **CARDINALS** - L. Stephens-Howling 8-6, J. Skelton 1-1.

RECEIVING: 49ERS - M. Crabtree 5-72-2 TDs, M. Manningham 4-20, D. Walker 2-38, V. Davis 2-34, R. Moss 1-47-1 TD, F. Gore 1-11, K. Hunter 1-6, K. Williams 1-4, T. Ginn 1-0... **CARDINALS** - A. Roberts 7-65, L. Fitzgerald 5-52, M. Floyd 5-36, R. Housler 4-32, J. King 3-43, L. Stephens-Howling 3-32, E. Doucet 2-21, A. Sherman 2-11, P. Peterson 1-(-2).

PASSING: 49ERS - A. Smith 19-18-232-0-3 TDs... **CARDINALS** - J. Skelton 52-32-290-1-0 TDs.

INTs: 49ERS - C. Culliver 1-0... **CARDINALS** - None.

SACKS: 49ERS - Ald. Smith 2.0, N. Bowman 1.0, A. Brooks 1.0... **CARDINALS** - D. Washington 2.0, C. Campbell 1.0, D. Dockett 1.0.

49ERS TURNOVER RATIO: +1 (0 fumble, 0 INT/0 fumble, 1 INT).

Weather: Sunny
Temperature: 90 degrees
Wind: West 5 mph
Playing Surface: Natural Grass
Time: 2:52
Attendance: 62,810





SUNDAY, NOVEMBER 11
ST. LOUIS 24, SAN FRANCISCO 24 (OT)
CANDLESTICK PARK



The 24–24 stalemate marked the 14th tie for the 49ers since joining the NFL in 1950 and first since 1986 [10–10 at Atl. (10/19)]. It also marked the 49ers first tie at Candlestick Park since 1972 [20–20 vs. NO (10/22)]. St. Louis got off to a fast start, scoring on a 36–yd. TD pass from QB Sam Bradford to WR Brian Quick. The Rams next possession went 7–plays, for 93–yds., ending with a 7–yd. TD run by RB Steven Jackson to make the score 14–0 at the end of the 1st qtr. The 49ers answered on their next possession, driving 78–yds. on 12–plays, capped off by QB Alex Smith’s 14–yd. TD pass to WR Michael Crabtree. Crabtree’s TD receipt. came on 3rd–and–7, marking his 3rd TD on 3rd down this season, ranking 1–3rd in the NFL. Crabtree has tallied a TD in each of his last 5 games against St. Louis. Following the TD drive, Smith left the game due to injury. The San Francisco defense stiffened following the offense’s TD, forcing two consecutive 3–and–outs and what would have been a third if not for P Johnny Hekker’s 1st down completion on a Rams fake punt. Three plays after the fake punt, LB Aldon Smith ended the Rams drive and the 1st half with his first of 2.0 sacks in the game. Smith has recorded 9.5 sacks for the season and 23.5 for his career. Smith’s 9.5 sacks ranks 3rd in the NFL and 1st in the NFC. The first possession for each team, to start the 3rd qtr., resulted in no change on the scoreboard. With 8:43 remaining in the 3rd qtr., St. Louis began a 16–play drive that milked 8:25 off the clock and resulted in a 27–yd. FG by K Greg Zuerlein, stretching the lead to 17–7. On the 49ers next possession, Alex Smith’s backup, QB Colin Kaepernick, led the Niners down the field, completing 5 of 5 pass atts. for 67–yds. Kaepernick finished the drive with a 7–yd. TD run, as he successfully dove inside the pylon with 8:48 remaining in the 4th qtr. On the ensuing kickoff, RB Isaiah Pead fumbled the ball at the St. Louis 28–yd. line. CB Tramaine Brock (1st career FF) forced the fumble, it was recovered by S Darcel McBath (1st career FR) and returned 8–yds. to the Rams 20–yd. line. The 49ers first play following the fumble resulted in a 20–yd. TD run by RB Frank Gore. Gore rushed for 97 yds. on 21 carries. The 20–yd. TD run marked his 5th TD of the season and 48th of his career. He currently trails just RB Joe Perry (50) and RB Roger Craig (50) for the most rushing TDs in franchise history. The TD made the score 21–17 in San Francisco’s favor with 8:29 left in the 4th qtr. The Rams answered the 49ers score with a score of their own, going 14–plays, for 81–yds. capped off by a 2–yd TD pass from Bradford to WR Austin Pettis. The long St. Louis drive left only 1:13 on the clock, as the 49ers trailed 24–21. Kaepernick engineered an 8–play, 63–yd. drive under pressure, accounting for 54 yds., to set K David Akers up for a 33–yd. game–tying FG to force overtime. In the extra period, St. Louis won the toss and elected to receive. On the Rams first play, Amendola recorded an 80–yd. receipt. down to the 49ers 2–yd. line, but an illegal formation penalty against the Rams erased the long catch and brought the ball back to the St. Louis 13–yd. line. A few plays later, San Francisco forced a Rams punt, setting up good field position for the 49ers offense. The 49ers drove down to the St. Louis 23–yd. line, to set Akers up for a 41–yd. FG attempt that was wide left. The Rams took the ball, drove to the San Francisco 40–yd. line and Zuerlein also missed the potential game–winning FG as neither team was able to score before the clock ran out, resulting in a tie. The 49ers have not lost in 12 consecutive home games against division opponents, the longest active streak in the NFL.

NOTES: The **San Francisco 49ers** record against the St. Louis Rams now stands at 62–61–3, including 31–31–2 at home. The last time the 49ers and the Rams played to a tie was in 1968 [20–20 (11/17)]...**San Francisco** is now 8–1–1 in NFC West divisional games under head coach Jim Harbaugh, including 2–0–1 this season...WR **Michael Crabtree** led the team with 5 receipts. for 70 yds. and 1 TD....QB **Colin Kaepernick** came off the bench, replacing an injured QB Alex Smith, and completed 11 of 17 atts., for 117 yds. and a QB rating of 84.7. He also added 8 carries for 66 yds. and 1 TD...Since 2011, the 49ers are now 18–1–1 when RB **Frank Gore** and RB **Kendall Hunter** combine for 20 carries or more.

	1st	2nd	3rd	4th	OT	Pts
St. Louis	14	0	3	7	0	24
San Francisco	0	7	0	17	0	24

- STL** – B. Quick, 36 pass from S. Bradford (G. Zuerlein) (6–66, 3:23)
- STL** – S. Jackson, 7 run (G. Zuerlein) (7–93, 4:09)
- SF** – M. Crabtree, 14 pass from A. Smith (D. Akers) (12–78, 8:34)
- STL** – G. Zuerlein, 27 FG (16–60, 8:25)
- SF** – C. Kaepernick, 7 run (D. Akers) (11–81, 6:38)
- SF** – F. Gore, 20 run (D. Akers) (1–20, 0:06)
- STL** – A. Pettis, 2 pass from S. Bradford (G. Zuerlein) (14–81, 7:14)
- SF** – D. Akers, 33 FG (8–63, 1:06)

TEAM STATISTICS	STL	SF
First Downs	27	25
Net Yards Gained	458	341
Rushes/Yards	37/159	34/183
Net Yards Passing	299	158
Att/Comp/INT	41/28/0	25/18/0
Sacked/Yards Lost	2/16	5/31
Punts/Average	4/36.8	6/41.8
Fumbles/Lost	3/1	4/0
Penalties/Yards	13/85	7/66
Time of Possession	40:45	34:15
3rd Down Efficiency	7/16 (44%)	2/11 (18%)

RUSHING: 49ERS – F. Gore 21–97–1, C. Kaepernick 8–66–1, K. Hunter 3–15, A. Smith 2–5... **RAMS** – S. Jackson 29–101–1, D. Richardson 7–58, S. Bradford 1–0.

RECEIVING: 49ERS – M. Crabtree 5–70–1, V. Davis 4–30, F. Gore 3–18, K. Williams 2–24, R. Moss 2–19, M. Manningham 1–20, K. Hunter 1–8... **RAMS** – D. Amendola 11–102, L. Kendrick 3–48, B. Gibson 3–47, A. Pettis 3–15–1, S. Jackson 2–26, S. Smith 2–11, B. Quick 1–36–1, R. McLeod 1–21, I. Pead 1–9, D. Richardson 1–0.

PASSING: 49ERS – C. Kaepernick 17–11–117–0–0 TDs, A. Smith 8–7–72–0–1 TD... **RAMS** – S. Bradford 39–26–275–0–2 TDs, J. Hekker 2–2–40–0–0 TDs.

INTs: 49ERS – None... **RAMS** – None.

SACKS: 49ERS – Ald. Smith 2.0... **RAMS** – M. Brockers 1.5, R. Quinn 1.5, M. Haggan 1.0, C. Long 1.0.

49ERS TURNOVER RATIO: +1 (0 fumble, 0 INT/1 fumble, 0 INT).

Weather: Sunny
Temperature: 55 degrees
Wind: Northeast 5 mph
Playing Surface: Natural Grass
Time: 3:50
Attendance: 69,732





MONDAY, NOVEMBER 19 CHICAGO 7, SAN FRANCISCO 32 CANDLESTICK PARK



The 49ers improved their prime time record to 63–32 and 38–15 at home with their 32–7 victory against the Chicago Bears on *Monday Night Football*. Head coach Jim Harbaugh improved his regular season coaching record to 20–5–1 and became the fastest active NFL head coach to reach 20 victories, doing so in 26 games. Pittsburgh head coach Mike Tomlin was the previous active leader, who won 20 of his first 29 games. In his first career start, QB Colin Kaepernick led the 49ers offense to 4 consecutive scoring drives on their first 4 possessions of the game, marking the 1st time the offense had accomplished that feat since 10/27/02 vs. Arz. Kaepernick took charge in the first San Francisco possession, as he completed 4 of 5 pass atts. for 45 yds. setting up K David Akers for a 32–yd. FG that sailed through the uprights. Chicago's first possession on offense was a quick 3–and–out as a result of LB Aldon Smith's sack on 3rd–and–2. It was Smith's first of 5.5 sacks on the night, the most in *Monday Night Football* history. Smith now has 15.0 sacks on the season which ranks 1st in the NFL. Smith's 29.0 career sacks are the 3rd–highest total in NFL history for players in their first 2 seasons (DE Reggie White – 31.0; Derrick Thomas – 30.0). On the ensuing possession, Kaepernick engineered his second scoring drive in as many possessions. On 3rd–and–7 he completed a 57–yd. pass to WR Kyle Williams down to the Bears 3–yd. line. The 57–yd. recept. was a career long for Williams. On the following play, TE Vernon Davis hauled in a 3–yd. TD pass from Kaepernick, his 1st career passing TD, to make the score 10–0 with 6:19 remaining in the 1st qtr. Davis recorded 6 receipts. for 83 yds. Davis now has 5 TDs on the season and 40 TDs in his career. After another possession resulting in no points for the Bears, the 49ers began to open up running lanes for RB Frank Gore and RB Kendall Hunter as they accounted for 47 yds. on the ground during the 49ers third possession. Hunter finished off the drive with a 14–yd. TD run on an 8–play, 96–yd. march down the field. The 96–yd. drive was the 49ers longest since producing a 97–yd. drive at NO [9/28/08 – 6–play, 97–yd. drive (2:18) that ended with a 5–yd. TD pass from QB J.T. O'Sullivan to WR Isaac Bruce]. Since 2011, the 49ers are 19–1–1 when Gore and Hunter combine for 20 carries or more. Chicago's next possession began with Aldon Smith's second sack of the game, which caused QB Jason Campbell to fumble, but the Bears retained possession on the Campbell recovery. Smith tallied 2 FFs during the game, setting a single–game career high. He now has 3 FFs on the season and 5 for his career. Two plays later CB Tarell Brown broke on a Campbell pass, intercepted it and returned the ball 5–yds. to the Chicago 44–yd. line. A 14–yd. run by Gore and 20–yd. recept. by WR Michael Crabtree from Kaepernick setup Akers for a 37–yd. FG, his 2nd made FG of the game, stretching the 49ers lead to 20–0 with 6:37 remaining in the 2nd qtr. San Francisco forced the Bears offense to two more 3–and–outs, keeping their 20–0 lead intact at the end of the first half. Chicago's first possession after halftime was once again brought to an end on a 3rd down sack by Aldon Smith. On the 49ers second offensive play of the 2nd half, WR Mario Manningham registered a 37–yd. recept. down to the Chicago 14–yd. line. Three plays later, Kaepernick threw his 2nd TD pass of the game to Crabtree on a 10–yd. completion making the score 27–0. The Bears answered with a 13–play drive of their own, scoring on a 13–yd. TD pass from Campbell to WR Brandon Marshall with 3:51 remaining in the 3rd qtr. After one of the few 3–and–outs by the 49ers offense all game, on 3rd–and–3 Campbell's pass was picked off by S Dashon Goldson at the Chicago 37–yd. line. Goldson's INT marked his 3rd on the season and 14th of his career. The good starting field position led to a 32–yd. FG by Akers, his 3rd FG of the game. He has now made at least 1 FG in all 26 games as a 49er, extending the franchise record for consecutive games with a made FG. The Bears next possession involved the last scoring play of the Monday night game. After Aldon Smith and DT Justin Smith combined for a sack on 2nd–and–20, the Bears were pushed back to their own 8–yd. line. The ensuing play resulted in Aldon Smith's 2nd FF caused by a sack in the game. The ball was recovered by Bears G Chilo Rachal in the end zone and he was tackled by DT Ray McDonald for the safety making the score 32–7.

NOTES: The 49ers improved to 32–29–1 overall and 22–12 at home against the Chicago Bears...**San Francisco** improved to 5–1 in prime time and 3–0 on *Monday Night Football* under head coach Jim Harbaugh... Smith's 5.5 sacks are the 2nd most by a 49er in a single game in franchise history, trailing just DE Fred Dean's 6.0 sacks vs. NO (11/13/83)...**Smith's** 29.0 career sacks are the most by any player in consecutive seasons in franchise history. The previous record was held by DE Chris Doleman (27.0 sacks from 1997–98).

	1st	2nd	3rd	4th	Pts
Chicago	0	0	7	0	7
San Francisco	10	10	7	5	32

- SF** – D. Akers, 32 FG (9–68, 4:28)
SF – V. Davis, 3 pass from C. Kaepernick (D. Akers) (4–63, 2:16)
SF – K. Hunter, 14 run (D. Akers) (8–96, 4:00)
SF – D. Akers, 37 FG (8–25, 4:47)
SF – M. Crabtree, 10 pass from C. Kaepernick (D. Akers) (5–62, 2:08)
CHI – B. Marshall, 13 pass from J. Campbell (R. Gould) (13–74, 7:22)
SF – D. Akers, 32 FG (7–23, 3:25)
SF – C. Rachal tackled in end zone by R. McDonald for a Safety

TEAM STATISTICS	CHI	SF
First Downs	12	18
Net Yards Gained	143	353
Rushes/Yards	28/85	29/121
Net Yards Passing	58	232
Att/Comp/INT	22/14/2	23/16/0
Sacked/Yards Lost	6/49	2/11
Punts/Average	5/46.8	4/47.0
Fumbles/Lost	3/0	0/0
Penalties/Yards	6/55	5/50
Time of Possession	29:55	30:05
3rd Down Efficiency	3/12 (25%)	4/12 (33%)

RUSHING: 49ERS – F. Gore 17–78, K. Hunter 5–27–1, C. Kaepernick 4–10, A. Dixon 3–6... **BEARS** – M. Forte 21–63, J. Campbell 1–13, M. Bush 5–9, A. Allen 1–0.

RECEIVING: 49ERS – V. Davis 6–83–1, M. Crabtree 3–31–1, K. Williams 2–60, M. Manningham 2–45, R. Moss 1–12, D. Walker 1–9, K. Hunter 1–3... **BEARS** – D. Hester 3–23, M. Forte 3–4, B. Marshall 2–21–1, K. Davis 2–20, A. Jeffery 2–15, M. Bush 1–18, E. Bennett 1–6.

PASSING: 49ERS – C. Kaepernick 23–16–243–0–2 TDs, K. Hunter 0–0–0–0 TDs... **BEARS** – J. Campbell 22–14–107–2–1 TD.

INTs: 49ERS – T. Brown 1–5, D. Goldson 1–0... **BEARS** – None.

SACKS: 49ERS – Ald. Smith 5.5, J. Smith 0.5... **BEARS** – L. Briggs 0.5, I. Idonije 0.5, N. Roach 0.5, C. Wootton 0.5.

49ERS TURNOVER RATIO: +2 (0 fumble, 0 INT/0 fumble, 2 INT).

Weather: Cloudy
Temperature: 64 degrees
Wind: Southerly 12 mph
Playing Surface: Natural Grass
Time: 2:53
Attendance: 69,732





SUNDAY, NOVEMBER 25
SAN FRANCISCO 31, NEW ORLEANS 21
MERCEDES-BENZ SUPERDOME



The 49ers improved to 47–24–2 overall and 24–13 on the road against the New Orleans Saints with a hard-fought 31–21 victory against the Saints at the Metrodome. San Francisco’s defense forced New Orleans to two consecutive 3-and-outs on their first two possessions of the game. QB Colin Kaepernick made his second NFL start of his young career, completing 16 of 25 pass atts. for 231 yds., 1 TD, 1 INT and a QB rating of 90.6, while also adding 6 carries for 27 yds. and 1 TD on the ground. On the second play of the 49ers second possession, Kaepernick connected with WR Mario Manningham for 40 yds. and then again on the next play for 13 yds., putting the ball on the New Orleans 7–yd. line. From there, Kaepernick ran it in for a 7–yd. TD run. It was his 4th rushing TD of the season, marking the most by a 49ers QB since Jeff Garcia tallied 7 rushing TDs in 2003. New Orleans answered the 49ers score with a 10–play, 79–yd. drive of their own, capped off by a 6–yd. TD pass to TE David Thomas from QB Drew Brees. The 49ers and Saints’ offenses both stalled on each of their next possessions leading to a mishandled punt by WR Ted Ginn Jr. that was recovered by New Orleans S Rafael Bush on the San Francisco 11–yd. line. Two plays later, Brees completed a 10–yd. TD pass to WR Marques Colston, making the score 14–7 in favor of New Orleans. With :43 remaining in the 2nd qtr., Kaepernick was picked off by CB Patrick Robinson at the New Orleans 44–yd. line. Two plays after the INT, Brees was intercepted by LB Ahmad Brooks and Brooks returned it 50–yds. for a TD, tying the score at 14 apiece going into halftime. The INT returned for a TD was Brooks’ 1st career TD, 1st INT of the season and 2nd of his career. The 49ers began the 2nd half with the ball, as Kaepernick led a balanced attack down the field. On 3rd–and–2, TE Delanie Walker hauled in a 45–yd. recept. from Kaepernick down to the New Orleans 27–yd. line. Three plays after Walker’s catch, Gore registered a 6–yd. TD recept. from Kaepernick. It was Gore’s 10th career TD recept. and 1st of the season. On the first play of the Saints’ ensuing possession, DT Justin Smith notched his 1st sack of the game. Smith registered a season high 1.5 sacks in the game and now has 74.5 sacks in his career. Following the sack, Brees was intercepted by S Donte Whitner and returned 42–yds. for a TD, stretching the 49ers lead to 28–14 with 11:42 remaining in the 3rd qtr. It was Whitner’s 1st INT of the season and 8th of his career. It marked his 2nd career TD and 1st since 9/20/09 vs. TB (as a member of the Buffalo Bills). The 2 INTs returned for TDs marked the first time the 49ers had accomplished that feat since 10/22/95 vs. StL (LB Ken Norton Jr. – 21–yd. and 35–yd. INT returns). On their next possession, New Orleans drove 8–plays for 80–yds. and scored on a 2–yd. pass to FB Jed Collins from Brees. The 49ers began the 4th qtr. with the ball, as Kaepernick and Gore marched down the field 85–yds to setup K David Akers for a 27–yd. FG that put San Francisco ahead 31–21 with 7:53 remaining in the 4th qtr. With the FG, Akers has now made at least 1 FG in all 27 games as a 49er, extending the franchise record for consecutive games with a made FG. The 49ers defense was stifling for the remainder of the 4th qtr., as they sacked Brees 3.0 times and did not allow the Saints to pass midfield. The 49ers defense tallied 5.0 sacks on Brees, the most against the Saints since 10/30/11 at StL (6.0 sacks). The 49ers have won 8 of their first 11 games for the 2nd consecutive season (9–2 in 2011), the first time the team has accomplished that feat in back–to–back years since 1997–98.

NOTES: San Francisco improved to 10–3 on the road under head coach Jim Harbaugh...In the month of November under Harbaugh, the 49ers improved to 5–1–1...The Niners improved to 16–4–1 vs. NFC opponents under Harbaugh...San Francisco improved its regular season record under Harbaugh to 21–5–1...Kaepernick is the first 49er to register a rushing TD and a passing TD in the same game since QB Alex Smith (32–21–219–0–1 TD passing; 5–4–1 TD rushing) at StL (1/1/12)...Since 2011, the 49ers are now 20–1–1 when RB Frank Gore and RB Kendall Hunter combine for 20 carries or more...Gore led the way with 83 yds. rushing on 19 carries, while Hunter added 28 yds. on 4 carries...The 49ers offensive line did not allow a sack on 25 pass attempts by QB Colin Kaepernick. The last time the 49ers did not allow a sack was 10/7/12 vs. Buf. (25 attempts)...LB Patrick Willis also notched 0.5 a sack, marking his first sack of the season and 17.5 of his career...LB Aldon Smith recorded 1.5 sacks on Saints QB Drew Brees. Smith ranks 1st in the NFL with 16.5 sacks...Smith now has 30.5 career sacks in just 27 games, marking the fastest player to record 30.0 sacks in NFL history. The previous mark held by DE Reggie White (28 games)...With 30.5 career sacks, Smith now ranks 2nd in NFL history for the most sacks in their first two seasons, trailing only DE Reggie White (31.0).

	1st	2nd	3rd	4th	Pts
San Francisco	7	7	14	3	31
New Orleans	7	7	7	0	21

- SF – C. Kaepernick, 7 run (D. Akers) (4–62, 2:06)
- NO – D. Thomas, 6 pass from D. Brees (G. Hartley) (10–79, 5:36)
- NO – M. Colston, 10 pass from D. Brees (G. Hartley) (2–11, 0:48)
- SF – A. Brooks, 50 interception return (D. Akers)
- SF – F. Gore, 6 pass from C. Kaepernick (D. Akers) (6–80, 2:43)
- SF – D. Whitner, 42 interception return (D. Akers)
- NO – J. Collins, 2 pass from D. Brees (G. Hartley) (8–80, 4:11)
- SF – D. Akers, 27 FG (16–85, 9:28)

TEAM STATISTICS	SF	NO
First Downs	18	19
Net Yards Gained	375	290
Rushes/Yards	31/144	21/59
Net Yards Passing	231	231
Att/Comp/INT	25/16/1	41/26/2
Sacked/Yards Lost	0/0	5/36
Punts/Average	4/46.8	5/50.4
Fumbles/Lost	1/1	0/0
Penalties/Yards	10/68	4/53
Time of Possession	30:06	29:54
3rd Down Efficiency	6/13 (46%)	3/11 (27%)

RUSHING: 49ERS – F. Gore 19–83, K. Hunter 4–28, C. Kaepernick 6–27–1, A. Dixon 1–5, B. Jacobs 1–1... **SAINTS** – C. Ivory 8–34, M. Ingram 10–27, P. Thomas 1–0, D. Brees 2–(–2).

RECEIVING: 49ERS – M. Manningham 5–69, D. Walker 3–81, B. Miller 3–37, M. Crabtree 3–26, F. Gore 2–18–1 TD... **SAINTS** – D. Sproles 7–65, M. Colston 4–36–1 TD, J. Graham 4–33, D. Thomas 4–24–1 TD, L. Moore 3–61, J. Collins 2–9–1 TD, J. Morgan 1–33, D. Henderson 1–6.

PASSING: 49ERS – C. Kaepernick 25–16–231–1–1 TD... **SAINTS** – D. Brees 41–26–267–2–3 TDs.

INTs: 49ERS – A. Brooks 1–50–1 TD, D. Whitner 1–42–1 TD... **SAINTS** – P. Robinson 1–0.

SACKS: 49ERS – A. Brooks 1.5, Ald. Smith 1.5, J. Smith 1.5, P. Willis 0.5... **SAINTS** – None.

49ERS TURNOVER RATIO: Even (1 fumble, 1 INT/0 fumbles, 2 INTs).

Weather: Dome
Temperature: 66 degrees
Wind: Dome
Playing Surface: UBU Speed Series–S5–M
Time: 3:18
Attendance: 73,147





SUNDAY, DECEMBER 2
SAN FRANCISCO 13, ST. LOUIS 16 (OT)
EDWARD JONES DOME



The 49ers and Rams had to play deep into overtime for the second time this season, as St. Louis outlasted San Francisco in a tough divisional matchup. Both defenses played well, resulting in only one scoring play during the 1st half. After forcing the Rams to a 3-and-out, the 49ers took over on their own 40-yd. line. On the first play of the drive, RB Frank Gore gained 23-yds. on the ground, putting the ball at the St. Louis 37-yd. line. The offensive line continued to open up holes for Gore, as he ran for 18 more yds. on 3 carries and capped off the drive with a 1-yd. TD run, making the score 7-0 with 3:01 remaining in the 1st qtr. After the San Francisco TD, the Rams offense was held to its second consecutive 3-and-out. With 2:31 remaining in the 2nd qtr., the 49ers defense recorded its third 3-and-out in four defensive series, with LB Aldon Smith forcing a long 3rd down after registering his 17.5th sack of the season. His 17.5 sacks ties the 49ers single-season franchise record (Fred Dean - 1983). Smith now has 31.5 career sacks, surpassing Hall of Fame DE Reggie White (31.0) for the most sacks by a player in their first two years in NFL history. On the 49ers second possession of the 3rd qtr., Kaepernick was flagged for intentional grounding in the end zone, which resulted in a safety making the score 7-2 with 4:36 left in the 3rd qtr. San Francisco answered with its next offensive possession, marching 94-yds. on 13 plays to setup K David Akers for a 23-yd. FG. WR Michael Crabtree caught 4 passes for 69 yds. during the drive. For the game, Crabtree tallied 7 receipts. for 101 yds., marking his 2nd 100-yd. game of the season and 5th of his career. The Rams were unable to get on the scoreboard with their next offensive possession, but they did after recovering a fumble by Kaepernick on 3rd-and-3 and CB Janoris Jenkins returned the loose ball 2 yds. for a TD. QB Sam Bradford completed the 2-point conversion attempt to TE Lance Kendricks to knot the score at 10 apiece with 3:04 remaining in the 4th qtr. Kaepernick showed poise on the next possession, following the fumble, as he rushed for 50 yds. down to the St. Louis 14-yd. line. Kaepernick rushed for 84 yds. on 9 carries. His 84 yds. on the ground are the most by a 49ers quarterback since Steve Young rushed for 102-yds. vs. NO (12/23/90). Akers was able to put the 49ers up by 3 with a 33-yd. FG with 1:38 remaining. The Rams managed to drive 45 yds. on 7 plays to set Zuerlein up for a 53-yd. FG that sailed through the uprights as the clock expired to send the game into overtime. In overtime, it took 14:30 of 15 minutes to decide the outcome of the game, as Zuerlein made a 54-yd. FG to end the game with a final score of 16-13.

NOTES: DT **Justin Smith** sacked Rams QB Sam Bradford, giving him 3.0 sacks on the season and 75.5 sacks in his career. Since joining the 49ers in 2008, Smith has tallied 32.0 sacks, ranking t-6th in franchise history (DE Andre Carter)...RB **Frank Gore** rushed for 58 yds. and 1 TD on 23 carries. Gore's 1-yd. TD run marked his 6th rushing TD of the season and 49th of his career. He trails just RB Joe Perry (50) and RB Roger Craig (50) for the most rushing TDs in franchise history...**Gore** now has 59 career TDs (49 rushing; 10 receiving), ranking t-5th in franchise history for the most career TDs...TE **Vernon Davis** played in his 100th NFL game...LB **Michael Wilhoite** made his NFL debut...TE/LS **Brian Jennings** has now played in 204 consecutive games...DT **Justin Smith** has now started 183 consecutive games, dating back to his rookie season in 2001. Smith's consecutive start streak ranks 3rd among all NFL players, behind Ronde Barber (211) and London Fletcher (194)...TE **Vernon Davis** has now started 87 consecutive games, which ranks 3rd in the NFL among TEs behind Tony Gonzalez (98) and Jason Witten (94)...C **Jonathan Goodwin** has now started 66 consecutive games, the 5th most among centers...K **David Akers** has now played in 117 consecutive NFL games, the 3rd most in the NFL among kickers...P **Andy Lee** has played in 140 consecutive NFL games, 3rd most among NFL punters.

	1st	2nd	3rd	4th	OT	Pts
San Francisco	7	0	0	6	0	13
St. Louis	0	0	2	11	3	16

- SF** - F. Gore, 1 run (D. Akers) (11-60, 6:33)
- STL** - Penalty on C. Kaepernick enforced in end zone for a Safety
- SF** - D. Akers, 23 FG (13-94, 8:13)
- STL** - J. Jenkins, 2 fumble return (S. Bradford-L. Kendricks pass)
- SF** - D. Akers, 33 FG (6-65, 1:30)
- STL** - G. Zuerlein, 53 FG (7-45, 1:34)
- STL** - G. Zuerlein, 54 FG (7-22, 3:45)

TEAM STATISTICS	SF	STL
First Downs	18	16
Net Yards Gained	339	293
Rushes/Yards	36/148	27/85
Net Yards Passing	191	208
Att/Comp/INT	32/21/0	39/26/0
Sacked/Yards Lost	3/17	2/13
Punts/Average	6/51.0	9/43.1
Fumbles/Lost	1/1	0/0
Penalties/Yards	11/97	8/65
Time of Possession	38:54	35:40
3rd Down Efficiency	8/19 (42%)	3/16 (19%)

RUSHING: 49ERS - C. Kaepernick 9-84, F. Gore 23-58-1, B. Jacobs 4-6...
RAMS - S. Jackson 21-48, S. Bradford 3-31, D. Richardson 3-6.

RECEIVING: 49ERS - M. Crabtree 7-101, M. Manningham 5-37, R. Moss 3-30, B. Miller 2-17, V. Davis 2-15, D. Walker 1-7, T. Ginn 1-1...
RAMS - C. Givens 11-92, S. Jackson 5-69, L. Kendricks 3-32, D. Richardson 3-7, A. Pettis 2-12, S. Smith 1-6, B. Quick 1-3.

PASSING: 49ERS - C. Kaepernick 32-21-208-0-0 TDs...
RAMS - S. Bradford 39-26-221-0-0 TDs.

INTs: 49ERS - None... **RAMS** - None.

SACKS: 49ERS - Ald. Smith 1.0, J. Smith 1.0... **RAMS** - W. Hayes 1.5, E. Sims 1.0, J. Dunbar 0.5.

49ERS TURNOVER RATIO: -1 (1 fumble, 0 INTs/0 fumbles, 0 INTs).

Weather: Dome
Temperature: 65 degrees
Wind: Dome
Playing Surface: Field Turf
Time: 3:36
Attendance: 57,279





SUNDAY, DECEMBER 9
MIAMI 13, SAN FRANCISCO 27
CANDLESTICK PARK



With the win against the Miami Dolphins on Sunday, the 49ers reached 9 victories in a season for the 24th time in franchise history and 2nd year in a row. This marks the first time that San Francisco has won 9 or more games in back-to-back years since 2001–02. The 49ers also extended their streak of consecutive home victories in December to 10, dating back to 12/15/07 (20–13 vs. Cin.). The 10–game December winning streak is the longest in franchise history and 2nd longest active streak in the NFL (New England – 19). In the 1st qtr., both teams moved the ball, but neither was able to register any points on the scoreboard. LB Aldon Smith recorded his 1st of 2.0 sacks in the game, on the first play of the 2nd qtr. With 2.0 sacks on the day, Smith has now tallied 19.5 sacks on the season, setting the new single–season franchise record, surpassing HOF DE Fred Dean (17.5 sacks in 1983). Two plays following Smith’s sack, K Dan Carpenter made a 28–yd. FG to make the score 3–0 with 13:35 remaining in the 2nd qtr. With a balanced attack led by QB Colin Kaepernick, the 49ers answered the Miami FG on their next possession, driving 68–yds. on 10–plays, capped off by K David Akers 30–yd. FG. Akers has now made at least 1 FG in all 29 games as a 49er, extending the franchise record for consecutive games with a made FG. WR Michael Crabtree got the 49ers next possession started with a 25–yd. recept. from Kaepernick. During the game, Crabtree tied his career high with 9 receipts. for 93–yds. WR Randy Moss also contributed on the drive, recording 2 receipts. for 30–yds to help put Akers in range to knock through his 2nd FG of the game, this time from 37–yds. out, making the score 6–3 going into halftime. The 49ers forced the Dolphins to a 3–and–out with their first possession of the 3rd qtr. San Francisco’s ensuing possession stalled, but on P Andy Lee’s 55–yd. punt, RB Marcus Thigpen fumbled the ball and S C.J. Spillman registered his 1st career FR at the Miami 9–yd. line. Two plays later, RB Frank Gore scored on a 1–yd. TD run stretching the 49ers lead to 13–3 with 11:21 remaining in the 3rd qtr. Gore’s TD was his 50th career rushing TD. He is now tied with HOF RB Joe Perry and RB Roger Craig for the most rushing TDs in franchise history. On the ensuing kickoff, Thigpen returned the ball 56–yds. to the San Francisco 49–yd. line. The 49er defense stiffened following the return, only giving up 14–yds. on 6 plays and held the Dolphins to a 53–yd. FG by Carpenter, to make the score 13–6. The 49ers continued to attack following the Miami FG, as Gore accounted for 50 yds. on San Francisco’s next possession. Gore rushed for 63 yds. on 12 carries and now has 1,035 yds. rushing on the season, marking his 6th career 1,000–yd. season, the most by any player in franchise history. Gore’s 6, 1,000–yd. rushing seasons rank 2nd among all active players (Rams RB Steven Jackson – 7). Following a 19–yd. run by Gore, RB Anthony Dixon capped off the 13–play, 83–yd. drive with a 1–yd. TD run. The TD was Dixon’s 2nd TD of the season and 6th of his career. The Dolphins responded to the Dixon TD with a 13–play, 75–yd. drive of their own, ending with a 3–yd. TD pass to TE Anthony Fasano from Tannehill. The TD made the score 20–13, San Francisco leading, with 8:01 remaining in the 4th qtr. The two teams traded possessions and with 2:19 remaining in the contest, Kaepernick bolted down the sideline for a 50–yd. TD run to put the game out of reach. The 50–yd. TD run is the longest TD run by a quarterback in franchise history. The TD run by Kaepernick was his 5th rushing TD of the season, the most by a 49ers quarterback since QB Jeff Garcia tallied 5 in 2001. San Francisco remains perfect in games following a loss under head coach Jim Harbaugh. Since 2011, the 49ers are 6–0 in games following a defeat. The 49ers are one of just 4 teams that have not lost back-to-back games in the last two seasons. (Atlanta, Baltimore and Green Bay).

NOTES: The 49ers evened the all–time series against the Dolphins at 6–6 and also tied their all–time home record vs. Mia. to 3–3...**Harbaugh** improved his regular season record to 22–6–1...Under **Harbaugh**, the 49ers improved to 6–1 against AFC opponents and 3–0 against the AFC East...**Smith’s** 19.5 sacks on the season rank 1–9th in NFL history...**Smith** leads the NFL this season with 19.5 sacks...**Gore** now has 60 career TDs (50 rushing; 10 receiving), ranking 5th in franchise history for the most career TDs...QB **Colin Kaepernick** completed 18 of 23 pass atts. for 185 yds. and a QB rating of 100.2, marking his 2nd game in 4 starts to have a QB rating of 100+...With 9 pts. on the day (2 FGs, 3 PATs), K **David Akers** now has 104 pts. on the season. The 104 pts. mark his 12th career 100–pt. season, including topping the century mark in each of the past 7 seasons...WR **A.J Jenkins** and RB **LaMichael James** each made their NFL debut...**James** finished the day with 30 yds. on 8 carries and added 1 recept. for 15 yds. He also averaged 26.3 yds. on 3 KORs.

	1st	2nd	3rd	4th	Pts
Miami	0	3	3	7	13
San Francisco	0	6	7	14	27

- MIA** – D. Carpenter, 28 FG (13–52, 8:13)
- SF** – D. Akers, 30 FG (10–68, 5:31)
- SF** – D. Akers, 37 FG (9–61, 3:15)
- SF** – F. Gore, 1 run (D. Akers) (2–9, 0:48)
- MIA** – D. Carpenter, 53 FG (6–14, 4:24)
- SF** – A. Dixon, 1 run (D. Akers) (13–83, 7:26)
- MIA** – A. Fasano, 3 pass from R. Tannehill (D. Carpenter) (13–75, 6:32)
- SF** – C. Kaepernick, 50 run (D. Akers) (5–65, 2:00)

TEAM STATISTICS	MIA	SF
First Downs	17	20
Net Yards Gained	227	321
Rushes/Yards	22/94	28/155
Net Yards Passing	133	166
Att/Comp/INT	33/17/0	23/18/0
Sacked/Yards Lost	2/17	4/19
Punts/Average	3/47.3	4/48.3
Fumbles/Lost	3/1	1/0
Penalties/Yards	5/43	6/45
Time of Possession	29:28	30:32
3rd Down Efficiency	5/13 (38%)	2/10 (20%)

RUSHING: 49ERS – F. Gore 12–63–1, C. Kaepernick 6–53–1, L. James 8–30, A. Dixon 2–9–1... **DOLPHINS** – R. Bush 14–65, R. Tannehill 3–25, D. Thomas 2–3, L. Miller 3–1.

RECEIVING: 49ERS – M. Crabtree 9–93, R. Moss 2–30, F. Gore 2–22, B. Miller 2–1, D. Walker 1–20, L. James 1–15, V. Davis 1–4... **DOLPHINS** – D. Bess 5–50, R. Bush 5–38, B. Hartline 2–34, A. Fasano 2–9–1, R. Matthews 1–8, L. Miller 1–8, C. Clay 1–3.

PASSING: 49ERS – C. Kaepernick 23–18–185–0–0 TDs... **DOLPHINS** – R. Tannehill 33–17–150–0–1 TD.

INTs: 49ERS – None... **DOLPHINS** – None.

SACKS: 49ERS – Ald. Smith 2.0... **DOLPHINS** – C. Wake 3.0, J. Odrick 1.0.

49ERS TURNOVER RATIO: +1 (0 fumble, 0 INT/1 fumble, 0 INT).

Weather: Sunny
Temperature: 62 degrees
Wind: West 3 mph
Playing Surface: Natural Grass
Time: 2:56
Attendance: 69,732





SUNDAY, DECEMBER 16
SAN FRANCISCO 41, NEW ENGLAND 34
GILLETTE STADIUM



The 49ers snapped New England's 20-game home winning streak in December with a 41-34 victory in Foxborough on *Sunday Night Football*. It was the Patriots' first loss at home in December since 12/22/02 (vs. NYJ). On the 49ers' first offensive possession, QB Colin Kaepernick completed 4 of 5 passing atts. for 60 yds., capped off by a 24-yd. TD pass to WR Randy Moss. During the drive, Moss had 2 receipts. for 36 yds. and now has 15,220 career rec. yds., surpassing WR Isaac Bruce for the 3rd most in NFL history. With 8:02 remaining in the 1st qtr., QB Tom Brady was picked off by CB Carlos Rogers which was returned 53-yds. to the New England 5-yd. line. It was Rogers' 1st INT of the season and 15th of his career. It marked Brady's first INT in 230 consecutive atts. at home. With 1:09 remaining in the 1st qtr., the 49ers defense forced the New England offense to turn the ball over for the second time in the opening qtr., as LB NaVorro Bowman recorded his 1st career FF, stripping the ball from Patriots RB Shane Vereen which was scooped up by CB Chris Culliver, marking his 1st career FR. The Patriots got on the scoreboard with 8:35 remaining in the 2nd qtr. on a 32-yd. FG by K Stephen Gostkowski. The 49ers answered on their ensuing possession, going 80 yds. on 3 plays, as Kaepernick completed a 34-yd. TD pass to TE Delanie Walker to make the score 14-3 with 7:06 remaining in the half. After the TD, the 49ers defense held New England to a 3-and-out and took over from the San Francisco 22-yd. line. With 6:04 remaining in the 1st half, the 49ers run game kicked into gear, accounting for 68 yds. on the drive, to put Akers in position for a 20-yd. FG to end the 1st half and stretch San Francisco's lead to 17-3. The team came out of the locker room ready to extend their lead and only four plays into New England's first possession of the 3rd qtr., S Donte Whitner jarred the ball loose from RB Stevan Ridley. The ball was recovered by S Dashon Goldson and returned 66-yds. to the Patriots' 6-yd. line. On the next play following the fumble, RB Frank Gore picked up the fumbled snap and ran it in from 9 yds. out. Gore now has 61 career TDs (50 rushing; 10 rec., 1 return), ranking t-4th in franchise history for the most career TDs. On the second play of New England's ensuing possession, LB Aldon Smith registered his 1st career INT, on a tipped Brady pass, and returned it 6 yds. to the Patriots' 27-yd. line. On the ensuing play following the INT, Kaepernick connected with WR Michael Crabtree for a 27-yd. TD, extending the lead to 31-3. Following the Crabtree TD receipt., the Patriots went on to score 28 unanswered points in the 2nd half to knot the game up at 31 apiece. After the Patriots tied the game with 6:45 remaining in the 4th qtr., rookie RB LaMichael James returned the Gostkowski kickoff 62-yds. to the New England 38-yd. line, to put the 49ers offense in striking distance. The next play, Crabtree hauled in a 38-yd. receipt. from Kaepernick for a TD to break the tie and make the score 38-31. Crabtree led the team with 7 receipts, for 107 yds. and 2 TDs. He has now set single-season career highs in receipts. (73) and TDs (7). Following a Patriots' 3-and-out, Akers knocked a 28-yd. FG through the uprights to give San Francisco a 41-31 lead with 2:00 remaining in the 4th qtr. With 2 FGs at New England, Akers has now made at least 1 FG in 31 consecutive games, dating back to 1/2/11 vs. Dallas as a member of the Philadelphia Eagles. He tied Fred Cox (Min., 1968-70) for the 2nd longest streak of consecutive games scoring a FG in NFL history. With the win, the 49ers reached double-digit victories for the 2nd year in a row, marking the 1st time San Francisco has won 10+ games in consecutive seasons since 2001-02.

NOTES: Head coach **Jim Harbaugh** became the 3rd coach in 49ers history to win 10+ games in each of his 1st 2 seasons at the helm [George Seifert (1989 - 14-2, 1990 - 14-2), Steve Mariucci (1997 - 13-3, 1998 - 12-4)]. Harbaugh joins Pittsburgh's Mike Tomlin as the only active head coach to win at least 10 games in each of his first two seasons...**Harbaugh** improved his regular season coaching record to 23-6-1, surpassing Tomlin for the most wins in the 1st 2 seasons among active head coaches...With 23 wins in his career, **Harbaugh** now ranks 7th in NFL history for the most wins by a head coach in their first two seasons...**Harbaugh's** 23 wins in his first two years as an NFL head coach are the 2nd most in NFL history by a coach inheriting a team with a losing record, 2nd only to NYG head coach Roy Andrews, who won 24 games from 1929-30 after joining a team that went 4-7-2 the previous season...**San Francisco** remained undefeated in prime time games this season, improving to 5-0. The 49ers also improved their all-time prime time record to 64-32, including 26-17 on the road and 13-9 on *Sunday Night Football*...**San Francisco** ended New England's 13 game winning streak in the month of December. The 49ers became the first team to defeat New England in December since 12/6/09 (at Mia.).

	1st	2nd	3rd	4th	Pts
San Francisco	7	10	14	10	41
New England	0	3	7	24	34

- SF** - R. Moss, 24 pass from C.Kaepernick (D. Akers) (6-63, 2:40)
- NE** - S. Gostkowski, 32 FG (16-62, 6:24)
- SF** - D. Walker, 34 pass from C. Kaepernick (D. Akers) (3-80, 1:32)
- SF** - D. Akers, 20 FG (15-76, 6:04)
- SF** - F. Gore, 9 fumble recovery (D. Akers) (1-3, 0:06)
- SF** - M. Crabtree, 27 pass from C. Kaepernick (D. Akers) (1-27, 0:05)
- NE** - D. Woodhead, 6 run (S. Gostkowski) (13-73, 4:22)
- NE** - T. Brady, 1 run (S. Gostkowski) (9-86, 3:41)
- NE** - A. Hernandez, 5 pass from T. Brady (S. Gostkowski) (6-66, 1:04)
- NE** - D. Woodhead, 1 run (S. Gostkowski) (7-92, 3:13)
- SF** - M. Crabtree, 38 pass from C. Kaepernick (D. Akers) (1-38, 0:18)
- SF** - D. Akers, 28 FG (4-2, 0:24)
- NE** - S. Gostkowski, 41 FG (11-57, 1:18)

TEAM STATISTICS	SF	NE
First Downs	19	32
Net Yards Gained	388	520
Rushes/Yards	39/180	24/95
Net Yards Passing	208	425
Att/Comp/INT	25/14/1	65/36/2
Sacked/Yards Lost	1/13	3/18
Punts/Average	5/56.6	5/45.6
Fumbles/Lost	6/1	2/2
Penalties/Yards	6/88	8/73
Time of Possession	30:13	29:47
3rd Down Efficiency	5/14 (36%)	2/15 (13%)

RUSHING: 49ERS - F. Gore 21-83, L. James 8-31, D. Goldson 1-31, C. Kaepernick 7-28, A. Dixon 2-7... **PATRIOTS** - D. Woodhead 12-61-2, S. Ridley 9-23, T. Brady 3-11-1.

RECEIVING: 49ERS - M. Crabtree 7-107-2, R. Moss 2-36-1, D. Walker 2-34-1, F. Gore 2-34, V. Davis 1-10... **PATRIOTS** - B. Lloyd 10-190, A. Hernandez 10-92-1, W. Welker 5-56, D. Woodhead 5-23, D. Branch 4-37, M. Hoomanawanui 1-41, S. Vereen 1-4.

PASSING: 49ERS - C. Kaepernick 25-14-221-1-4 TDs... **PATRIOTS** - T. Brady 65-36-443-2-1 TDs.

INTs: 49ERS - C. Rogers 1-63, Ald. Smith 1-6... **PATRIOTS** - D. McCourty 1-0.

SACKS: 49ERS - R. McDonald 2.0, R. Jean-Francois 1.0... **PATRIOTS** - R. Ninkovich 1.0.

49ERS TURNOVER RATIO: +2 (1 fumble, 1 INT/2 fumbles, 2 INTs).

Weather: Cold and rain
Temperature: 34 degrees
Wind: East/Northeast 5 mph
Playing Surface: Field Turf
Time: 3:40
Attendance: 68,756





SUNDAY, DECEMBER 23
SAN FRANCISCO 13, SEATTLE 42
CENTURYLINK FIELD



The 49ers played in a hostile environment at CenturyLink Field and departed from Seattle with only their fourth loss of the 2012 season. The team fell behind early in the game and was never able to get within striking distance. Down 21-0 early in the 2nd qtr., LB Patrick Willis picked off a pass by QB Russell Wilson and returned the INT 2 yds. to the Seattle 16-yd. line. The INT was Willis' 2nd of the season and 7th of his career. Four plays following Willis' INT, K David Akers was able to connect on a 33-yd. FG attempt to get the 49ers on the scoreboard. With the FG, Akers has now made at least 1 FG in 32 consecutive games, dating back to 1/2/11 vs. Dal., as a member of the Philadelphia Eagles. He now owns the 2nd longest streak of consecutive games scoring a FG in NFL history. San Francisco's next possession began at its own 33-yd. line following a 35-yd. kickoff return by RB LaMichael James. James registered 172 yds. on kick returns during the game and amassed a career-high 201 total yds. (172 returns, 15 rushing, 14 rec.). With only 1:50 remaining in the 1st half, QB Colin Kaepernick successfully executed the 2-minute offense, driving 31-yds. in 7-plays to setup Akers for a 54-yd. FG that sailed through the uprights. The FG was Akers' 9th from at least 50-yds. as a member of the 49ers, the 2nd most 50-plus yd. FGs in 49ers history (K Joe Nedney - 10). It also marked Akers' 24th career 50-plus yd. FG, which ranks 4th among all active kickers. The 49ers' final scoring drive began with 6:57 remaining in the 4th qtr. as the Seahawks led 42-6. Kaepernick was able to march down the field with help from TE Delanie Walker. Walker recorded 3 recepts. for 50 yds. on the 90-yd. 13-play drive. Walker's 3rd catch on the drive was an 18-yd. TD recept. thrown by Kaepernick to make the score 42-13. The TD recept. was Walker's 3rd of the season and 8th of his career. He finished the game with 4 catches for 54 yds. Walker's 3 rec. TDs this season ties a career high (3 - 2011).

NOTES: Rookie TE **Garrett Celek** notched a career-high with 2 recepts. for 41 yds., including a career-long 35-yd. recept...DT **Isaac Sopoaga** brought down Seahawks QB Russell Wilson for his 1st sack of the season...P **Andy Lee** dropped 1 punt inside the 20 at Sea. He now has tallied 35 punts downed inside the 20 this season, his 2nd highest single-season total (42 in 2007)...LB **Cam Johnson** made his NFL debut...TE/LS **Brian Jennings** has now played in 207 consecutive games...TE **Vernon Davis** has now started 90 consecutive games, which ranks 3rd in the NFL among TEs behind Tony Gonzalez (100) and Jason Witten (98)...C **Jonathan Goodwin** has now started 69 consecutive games, the 5th most among centers...K **David Akers** has now played in 120 consecutive NFL games, the 3rd most in the NFL among kickers...P **Andy Lee** played has played in 143 consecutive NFL games, 3rd most among NFL punters.

	1st	2nd	3rd	4th	Pts
San Francisco	0	6	0	7	13
Seattle	14	14	7	7	42

- SEA** - M. Lynch, 24 run (S. Hauschka) (2-35, 0:41)
- SEA** - M. Lynch, 9 pass from R. Wilson (S. Hauschka) (9-86, 5:14)
- SEA** - R. Sherman, 90 return of blocked FG (S. Hauschka)
- SF** - D. Akers, 33 FG (4-1, 1:32)
- SEA** - A. McCoy, 6 pass from R. Wilson (S. Hauschka) (13-60, 8:21)
- SF** - D. Akers, 54 FG (7-31, 1:27)
- SEA** - D. Baldwin, 4 pass from R. Wilson (S. Hauschka) (15-68, 6:43)
- SEA** - D. Baldwin, 6 pass (S. Hauschka) (12-80, 7:50)
- SF** - D. Walker, 18 pass from C. Kaepernick (D. Akers) (13-90, 5:22)

TEAM STATISTICS	SF	SEA
First Downs	17	22
Net Yards Gained	313	346
Rushes/Yards	19/82	39/176
Net Yards Passing	231	170
Att/Comp/INT	36/19/1	22/15/1
Sacked/Yards Lost	1/13	1/1
Punts/Average	3/51.7	1/41.0
Fumbles/Lost	2/1	0/0
Penalties/Yards	6/58	4/45
Time of Possession	24:51	35:09
3rd Down Efficiency	3/11 (27%)	11/13 (85%)

RUSHING: 49ERS - C. Kaepernick 7-31, F. Gore 6-28, L. James 4-15, A. Dixon 2-8... **SEAHAWKS** - M. Lynch 26-111-1, R. Turbin 3-38, R. Wilson 6-29, M. Robinson 1-1, M. Flynn 3-(-3).

RECEIVING: 49ERS - M. Crabtree 4-65, D. Walker 4-54-1, R. Moss 3-44, G. Celek 2-41, L. James 2-14, B. Miller 2-(-1), V. Davis 1-27, M. Manningham 1-0... **SEAHAWKS** - D. Baldwin 4-53-2, G. Tate 2-27, R. Turbin 2-20, M. Lynch 2-19-1, Z. Miller 2-15, J. Kears 1-17, S. Rice 1-14, A. McCoy 1-6-1.

PASSING: 49ERS - C. Kaepernick 36-19-244-1-1 TD... **SEAHAWKS** - R. Wilson 21-15-171-1-4 TDs.

INTs: 49ERS - P. Willis 1-2... **SEAHAWKS** - R. Sherman 1-0.

SACKS: 49ERS - I. Sopoaga 1.0... **SEAHAWKS** - K. Wright 1.0.

49ERS TURNOVER RATIO: -1 (1 fumble, 1 INT/0 fumbles, 1 INT).

Weather: Rain
Temperature: 45 degrees
Wind: North 3 mph
Playing Surface: Field Turf
Time: 3:02
Attendance: 68,161





SUNDAY, DECEMBER 30
ARIZONA 13, SAN FRANCISCO 27
CANDLESTICK PARK



With the 27–13 victory against the Cardinals, the 49ers clinched the NFC West Division title for the 19th time in franchise history. It also marked the first time San Francisco has won consecutive division titles since winning the NFC West four straight times from 1992–95. The Cardinals went up early, as K Jay Feely connected on 2 FGs to put Arizona up 6–0 to begin the game. With 8:08 remaining in the 2nd qtr., the 49ers took over at their own 20–yd. line. On the first play of the drive, QB Colin Kaepernick threw a 31–yd. pass to WR Michael Crabtree. On the ensuing play, Kaepernick found Crabtree again, this time for a 49–yd. TD. For the game, Kaepernick completed 16 of 28 pass atts. for a career–high 276 yds., 2 TDs and a QB rating of 114.6. San Francisco began the 3rd qtr. with the ball and marched down the field with Kaepernick leading the way as he completed passes of 20 and 28–yds. to WR Randy Moss and Crabtree. The 9–play, 54 yd. drive setup K David Akers for a 43–yd. FG to put the 49ers up 10–6. The 49ers stingy defense forced the Cardinals to a 3–and–out, and on San Francisco’s ensuing possession, the offense continued its 2nd–half success. TE Delanie Walker hauled in a pass from Kaepernick for 27 yds., down to the Arizona 9–yd. line. Three plays later, Kaepernick hit Crabtree for a 7–yd. TD. Crabtree tallied 8 receipts. for a career–high 172 yds. and 2 TDs in the regular season finale. The 172 rec. yds. were the most by a 49ers WR since 11/3/02 at Oak. (WR Terrell Owens – 12 receipts. for 191 yds.). It marked Crabtree’s 7th career 100–yd. game and 4th of the season. It also was his 3rd multi–TD game of the season and 4th of his career. The 49ers defense held the Cardinals to its second consecutive 3–and–out, which led to the 49ers third consecutive scoring drive, to open the 2nd half. RB Frank Gore recorded 51 total yds. on the drive, capped off by a 2–yd. TD run, stretching the score to 24–6 with 13:02 left in the 4th qtr. Gore’s TD run was his 51st career rushing TD, surpassing HOF RB Joe Perry (50) and RB Roger Craig (50) for the most rushing TDs in franchise history. Gore now holds the franchise record for rushing yds. (8,839), atts. (1,911) and rushing TDs (51). Following the 49ers kickoff, DT Ray McDonald recorded his 1st FF of the season (3rd career), jarring the ball loose from WR Michael Floyd and it was recovered by S Donte Whitner at the Arizona 34–yd. line. Whitner’s FR was his 1st of the season and 5th of his career. The takeaway deep in Cardinals territory setup Akers for a 26–yd. FG, his 2nd FG of the game. On the Cardinals next possession, CB Tarell Brown picked off QB Brian Hoyer and returned it 12 yds. to the Arizona 45–yd. line, ending any hopes of a Cardinals’ comeback. The INT was Brown’s 2nd of the season and 11th of his career. The 49ers remained unbeaten in their last 13 home games against NFC West Division opponents, improving to 12–0–1 during that stretch. It’s the NFL’s longest active home winning streak against divisional opponents. The 49ers have also won their last 11 home games in December, the longest active streak in the NFL.

NOTES: Head coach **Jim Harbaugh** became the 8th head coach in NFL history to win division titles in each of his first two seasons...**Harbaugh** is just the third coach to win two division titles in each of his first two seasons after inheriting a team with a losing record (Chuck Knox – Rams were 6–7–1 in 1972; Ted Marchibroda – Colts were 2–12 in 1974)...**Harbaugh** improved his regular season coaching record to 24–7–1. The 24 wins are tied for the 3rd most wins in a coach’s first 2 seasons in NFL history...**San Francisco** improved to 26–17 overall and 15–8 at home all–time against the Arizona Cardinals...**Crabtree** finished the season with career highs in receipts. (85), rec. yds. (1,105) and TDs (9). He became just the 9th player, and first since 2003, to register a 1,000–yd. season (last by WR Terrell Owens – 1,102 rec. yds.)...DT **Ricky Jean Francois** notched his 2nd sack of the season, giving him a new single–season career high...LB **Ahmad Brooks** brought down Hoyer, giving him 6.5 sacks on the season and 26.5 for his career...S **Donte Whitner** played in his 100th NFL game while CB Carlos Rogers made his 100th career start...DT **Tony Jerod–Eddie** made his NFL debut.

	1st	2nd	3rd	4th	Pts
Arizona	3	3	0	7	13
San Francisco	0	7	10	10	27

- ARZ** – J. Feely, 35 FG (7–37, 2:27)
- ARZ** – J. Feely, 31 FG (10–74, 5:11)
- SF** – M. Crabtree, 49 pass from C. Kaepernick (D. Akers) (2–80, 0:48)
- SF** – D. Akers, 43 FG (9–54, 3:53)
- SF** – M. Crabtree, 7 pass from C. Kaepernick (D. Akers) (5–38, 2:51)
- SF** – F. Gore, 2 run (D. Akers) (12–72, 6:23)
- SF** – D. Akers, 26 FG (9–26, 3:42)
- ARZ** – M. Floyd, 37 pass from B. Hoyer (J. Feely) (6–78, 1:39)

TEAM STATISTICS	ARZ	SF
First Downs	11	20
Net Yards Gained	262	407
Rushes/Yards	17/55	37/129
Net Yards Passing	207	278
Att/Comp/INT	34/19/1	29/17/0
Sacked/Yards Lost	2/18	1/4
Punts/Average	6/50.8	4/46.3
Fumbles/Lost	1/1	1/0
Penalties/Yards	5/34	3/25
Time of Possession	23:57	36:03
3rd Down Efficiency	3/12 (25%)	4/14 (29%)

RUSHING: 49ERS – F. Gore 20–68–1, L. James 7–49, A. Dixon 3–6, C. Kaepernick 3–5, B. Miller 2–3, A. Smith 2–(–2)... **CARDINALS** – W. Powell 14–52, B. Hoyer 1–6, L. Stephens–Howling 1–(–1), A. Roberts 1–(–2).

RECEIVING: 49ERS – M. Crabtree 8–172–2, F. Gore 3–21, D. Walker 2–50, R. Moss 2–28, B. Miller 1–6, V. Davis 1–5... **CARDINALS** – M. Floyd 8–166–1, A. Roberts 3–18, J. King 3–10, L. Fitzgerald 2–13, J. Dray 1–12, S. Kelemete 1–10, W. Powell 1–(–4).

PASSING: 49ERS – C. Kaepernick 28–16–276–0–2 TDs, A. Smith 1–1–6–0–0 TDs... **CARDINALS** – B. Hoyer 34–19–225–1–1 TD.

INTs: 49ERS – T. Brown 1–12... **CARDINALS** – None.

SACKS: 49ERS – A. Brooks 1.0, R. Jean Francois 1.0... **CARDINALS** – C. Campbell 1.0.

49ERS TURNOVER RATIO: +2 (0 fumble, 0 INT/1 fumble, 1 INT).

Weather: Sunny
Temperature: 50 degrees
Wind: North 5 mph
Playing Surface: Natural Grass
Time: 2:50
Attendance: 69,732





SATURDAY, JANUARY 12
GREEN BAY 31, SAN FRANCISCO 45
CANDLESTICK PARK - NFC DIVISIONAL PLAYOFF



With the win against the Green Bay Packers, the San Francisco 49ers advanced to the NFC Championship Game for the second year in a row, marking the first time San Francisco has reached the NFC Championship Game in consecutive seasons since 1992–94. The Packers got off to a quick start after QB Colin Kaepernick threw an INT on just the fourth play of the game that was returned for a TD by Packers CB Sam Shields. Kaepernick responded immediately like he has all season and turned in one of the best performances by a 49ers QB in franchise history. Kaepernick led the offense on an 8–play, 80–yd. drive that he capped off with a 20–yd. TD run to tie the score at 7 apiece early in the 1st qtr. The team converted on two 3rd–and–longs on the drive, setting the tone for the day by finishing 8 of 13 on 3rd down (62%). With 11:52 remaining in the 2nd qtr., Green Bay WR Jeremy Ross muffed a punt that was recovered by S C.J. Spillman at the Packers 9–yd. line. The takeaway led to a 12–yd. TD pass from Kaepernick to WR Michael Crabtree just three plays later. On the ensuing Green Bay possession, QB Aaron Rodgers threw a deep pass down the middle of the field that was intended for WR Jordy Nelson, only to be picked–off by CB Tarell Brown. Brown returned his 2nd career postseason INT 39 yds. to the Green Bay 48–yd. line. The Kaepernick to Crabtree connection continued to be successful as they connected for a 20–yd. TD strike, making the score 21–14 following the 8–play, 48–yd. drive. Crabtree led the team with 9 receipts. for 119 yds. and 2 TDs on the day. This marked his first career multi–TD performance and first career 100–yd. game in the postseason. With only 2:33 remaining before halftime, the 49ers marched down the field 62–yds. in 11–plays, to setup K David Akers’ 36–yd. FG as the time expired in the 2nd qtr. The FG gave the 49ers a 24–21 lead over the Packers at half. Akers now has 36 made field goals on 43 atts. in his playoff career, which are both the 2nd most in league history [Adam Vinateri (48 FGM – 58 FGA)]. On the third play of San Francisco’s second possession of the 3rd qtr., Kaepernick kept the ball on a zone read around the right side and dashed 56–yds. to the end zone for his 2nd rushing TD of the game. The 56–yd. TD run marked the longest run by a QB in franchise postseason history and the 3rd longest overall. Kaepernick also set the NFL single–game record for a QB with 181 rushing yds. on 16 carries. On the 49ers’ next possession after the Packers punt, Kaepernick found TE Vernon Davis for a 44–yd. receipt. that moved San Francisco to the Packers 15–yd. line. In 3 postseason games, Davis has amassed 336 rec. yds., marking the most by a TE in his first 3 playoff games in NFL history. The previous mark of 305 rec. yds. was held by Phi. TE Keith Jackson (1988–90). Following Davis’ catch, RB Frank Gore finished off the drive on the first play of the 4th qtr., punching it in from 2 yds. out, stretching the 49ers lead to 38–24. Gore notched his first career 100–yd. game in the postseason, rushing for 119 yds. on 23 carries. The 49ers became the first team in NFL history to ever have two, 100–yd. rushers [QB Colin Kaepernick (181 yds. rushing), RB Frank Gore (119 yds. rushing)] and one, 100–yd. receiver [WR Michael Crabtree (119 yds. receiving)] in a playoff game. The 49ers began their next drive from their own 7–yd. line and moved the ball down the field with their punishing run game that accounted for 67–yds. on the drive. RB Anthony Dixon found the end zone on a 2–yd. TD run to finish off the 11–play, 93–yd. drive to make the score 45–24. It was the 49ers third consecutive drive resulting in a TD and second consecutive TD drive of 93–yds. San Francisco rushed for 323 yds. on the night, setting the franchise single–game postseason rushing record. The previous mark was 211 yds. rushing vs. Miami in Super Bowl XIX. The 49ers amassed 579 total yds. of offense (323 rushing and 256 passing), setting another new single–game postseason franchise record. The previous record was 537 yds. (211 rushing and 326 passing) vs. Miami in Super Bowl XIX.

NOTES: **San Francisco** became the first NFC team to reach the conference finals in back–to–back years since the Philadelphia Eagles did so from 2001–04...It marked the **Niners’** 14th trip to the NFC Championship Game, which is tied for the second most conference championship game appearances in the NFL since 1970 (Pit. – 15, Dal. – 14)...The **49ers** also advanced to the conference championship game for the 12th time since 1980, the most appearances in the NFL during that span...The **49ers** improved to 20–9 at home in the playoffs. The 20 wins tied the Pittsburgh Steelers for the most postseason home victories in NFL history...**San Francisco** improved to 27–18 (.600) all time in the playoffs. The 27 postseason wins are the 4th most in NFL history and the 49ers .600 winning percentage is t–3rd best in league history [Carolina Panthers (6–4, .600)].

	1st	2nd	3rd	4th	Pts
Green Bay	14	7	3	7	31
San Francisco	7	17	7	14	45

- GB** – S. Shields, 52 INT return (M. Crosby)
- SF** – C. Kaepernick, 20 run (D. Akers) (8–80, 3:47)
- GB** – D. Harris, 18 run (M. Crosby) (7–80, 2:44)
- SF** – M. Crabtree, 12 pass from C. Kaepernick (D. Akers) (3–9, 0:44)
- SF** – M. Crabtree, 20 pass from C. Kaepernick (D. Akers) (8–48, 3:53)
- GB** – J. Jones, 20 pass from A. Rodgers (M. Crosby) (6–80, 2:53)
- SF** – D. Akers, 36 FG (11–62, 2:33)
- GB** – M. Crosby, 31 FG (9–76, 3:31)
- SF** – C. Kaepernick, 56 run (D. Akers) (3–80, 1:18)
- SF** – F. Gore, 2 run (D. Akers) (8–93, 5:03)
- SF** – A. Dixon, 2 run (D. Akers) (11–93, 7:54)
- GB** – G. Jennings, 3 pass from A. Rodgers (M. Crosby) (11–77, 2:37)

TEAM STATISTICS	GB	SF
First Downs	20	29
Net Yards Gained	352	579
Rushes/Yards	16/104	43/323
Net Yards Passing	248	256
Att/Comp/INT	39/26/1	31/17/1
Sacked/Yards Lost	1/9	1/7
Punts/Average	4/47.0	3/44.3
Fumbles/Lost	3/1	1/0
Penalties/Yards	5/26	8/86
Time of Possession	21:59	38:01
3rd Down Efficiency	5/12 (42%)	8/13 (62%)

RUSHING: 49ERS – C. Kaepernick 16–181–2, F. Gore 23–119–1, L. James 3–21, A. Dixon 1–2–1... **PACKERS** – D. Harris 11–53–1, A. Rodgers 3–28, R. Cobb 2–23.

RECEIVING: 49ERS – M. Crabtree 9–119–2, F. Gore 2–48, R. Moss 2–25, V. Davis 1–44, D. Walker 1–17, L. James 1–7, T. Ginn 1–3... **PACKERS** – G. Jennings 6–54–1, J. Nelson 5–46, R. Cobb 5–24, J. Jones 4–87–1, J. Finley 4–35, D. Harris 2–11.

PASSING: 49ERS – C. Kaepernick 31–17–263–1–2 TDs... **PACKERS** – A. Rodgers 39–26–257–1–2 TDs.

INTs: 49ERS – T. Brown 1–39... **PACKERS** – S. Shields 1–52–1 TD.

SACKS: 49ERS – P. Willis 1.0... **PACKERS** – C. Matthews 1.0.

49ERS TURNOVER RATIO: +1 (0 fumble, 1 INT/1 fumble, 1 INT).

Weather: Cloudy
Temperature: 48 degrees
Wind: West 5 mph
Playing Surface: Natural Grass
Time: 3:10
Attendance: 69,732





SUNDAY, JANUARY 20
SAN FRANCISCO 28, ATLANTA 24
GEORGIA DOME - NFC CHAMPIONSHIP GAME



With the win against the Atlanta Falcons at the Georgia Dome, the San Francisco 49ers advanced to the Super Bowl for the sixth time in franchise history and for the first time since the 1994 season. The 49ers started slow, spotting Atlanta a 17-0 lead after the Falcons scored on their first three possessions. On San Francisco's third possession the 49ers offense began to click. TE Vernon Davis hauled in a pinpoint pass from QB Colin Kaepernick for 27 yds. down to the Atlanta 15-yd. line. Davis had 3, 25+ yd. receipts. in the game, giving him 9 in 4 postseason games, which ranks 2nd in 49ers postseason history, trailing only WR Jerry Rice (14, 25+ yd. receipts. in 23 games). Two plays following Davis' catch, the 49ers got on the scoreboard with a 15-yd. TD run by RB LaMichael James. It was James' first career TD. James became the first 49ers rookie to register a TD in the postseason since FB William Floyd tallied a 1-yd. TD run vs. Chi. (1/7/95) (NFC-D). The 49ers next possession began on their own 18-yd. line with 6:24 remaining in the 2nd qtr. Vernon Davis stepped up once again, accounting for 48-yds. on 3 receipts., including a 4-yd. TD catch to finish the drive and pull the 49ers within 3, as the score read 17-14 at the 2-minute warning. Davis recorded 5 receipts. for 106 yds. and 1 TD, marking his first postseason TD this season, and 5th of his career. Davis' 5 career postseason TDs ranks 4th in franchise history. With the Falcons scoring right before the half, it was important the 49ers came out of halftime with an answer, and answer they did. Kaepernick marched the 49ers offense right down the field, driving 82 yds. on 7 plays, capped off on a 5-yd. TD run by RB Frank Gore to make the score 21-24 with 10:51 remaining in the 3rd qtr. The San Francisco defense also had answers, forcing turnovers on the Falcons first two possessions of the 2nd half. CB Chris Culliver picked-off QB Matt Ryan and LB Aldon Smith recovered a muffed snap to stymie the Falcons offense during the 3rd qtr. With 11:59 left in the 4th qtr. WR Ted Ginn returned a Matt Bosher punt 20 yds. to the Atlanta 38-yd. line, giving the 49ers offense good starting field position. San Francisco's physical offensive line began to take over and wear down the Atlanta defense, opening big holes for Gore, James and RB Anthony Dixon as they gained all but 8 yds. on the go-ahead drive. Gore registered his 2nd TD run of the game on a 9-yd. burst into the end zone to give San Francisco the lead 28-24 with 8:27 remaining in the game. Gore carried the ball 21 times for 90 yds. and his 2 TDs marked his first career multi-touchdown performance in the postseason. The Falcons took over after the Gore TD and sustained a 14-play drive down to the 49ers 10-yd. line. On the 14th play of the drive, the Falcons faced a 4th-and-4 with 1:13 remaining. WR Roddy White was unable to hang onto the ball due to LB NaVorro Bowman's blanketing defense. The Falcons got the ball back following an Andy Lee punt and had one last shot with :06 ticks left on the clock, but CB Perrish Cox tackled WR Julio Jones at San Francisco's 35-yd. line before he could attempt a lateral as the clock struck :00. The 17-point comeback led by Kaepernick, who completed 16 of 21 passes (76.2 comp. pct.) for 233 yds. and 1 TD and had a QB rating of 127.7, was the 2nd largest deficit overcome to win a conference championship (2006 - Indianapolis trailed New England by 18 points). Kaepernick entered Sunday's game with 7 career regular season starts, the 4th fewest for a starting QB entering a Conference Championship Game in NFL history. With the win, he now has the 3rd fewest starts by a QB to reach the Super Bowl in NFL history. (Jeff Hostetler, NYG, 1990 - 4; Vince Ferragamo, LA Rams, 1979 - 5).

NOTES: The 49ers six trips to the Super Bowl are tied with the Denver Broncos for the 4th most Super Bowl appearances in league history...Head coach **Jim Harbaugh** improved his all-time coaching record, including the playoffs, to 27-8-1. The 27 wins tied former 49ers head coach Steve Mariucci with the 3rd most wins by a head coach in his first two seasons in the NFL history... **San Francisco** improved its all-time postseason record to 28-18. The 49ers 28 postseason wins are the 4th most in NFL... **San Francisco** improved to 45-30-1 all-time against the Atlanta Falcons... Under head coach **Jim Harbaugh**, the 49ers improved to 11-2-1 when RB **Frank Gore** has 20 carries or more...TE **Vernon Davis** registered his 3rd career 100-yd. game in the postseason. He now ranks 2nd in NFL postseason history (TE Dallas Clark - 3) for the most 100-yd. rec. games by a tight end, trailing only TE Keith Jackson (4)...**Davis** became the first tight end and just the 6th player in NFL postseason history to notch 100 yds. rec. in 3 of his first 4 career postseason games, joining WR Larry Fitzgerald, WR Tom Fears, WR Isaac Bruce, WR Dwight Clark and WR Hakeem Nicks...**Davis** now has 442 career postseason rec. yds., ranking 10th most in NFL postseason history among tight ends.

	1st	2nd	3rd	4th	Pts
San Francisco	0	14	7	7	28
Atlanta	10	14	0	0	24

- ATL** - J. Jones, 46 pass from M. Ryan (M. Bryant) (7-80, 3:36)
- ATL** - M. Bryant, 35 FG (12-65, 6:23)
- ATL** - J. Jones, 20 pass from M. Ryan (M. Bryant) (4-57, 1:55)
- SF** - L. James, 15 run (D. Akers) (11-80, 6:46)
- SF** - V. Davis, 4 pass from C. Kaepernick (D. Akers) (7-82, 4:29)
- ATL** - T. Gonzalez, 10 pass from M. Ryan (M. Bryant) (7-80, 1:30)
- SF** - F. Gore, 5 run (D. Akers) (7-82, 4:13)
- SF** - F. Gore, 9 run (D. Akers) (6-38, 3:23)

TEAM STATISTICS	SF	ATL
First Downs	21	27
Net Yards Gained	373	477
Rushes/Yards	29/149	23/81
Net Yards Passing	224	396
Att/Comp/INT	21/16/0	42/30/1
Sacked/Yards Lost	1/9	1/0
Punts/Average	3/50.3	2/45.0
Fumbles/Lost	1/1	1/1
Penalties/Yards	2/24	2/30
Time of Possession	27:56	32:04
3rd Down Efficiency	2/6 (33%)	5/9 (56%)

RUSHING: 49ERS - F. Gore 21-90-2, L. James 5-34-1, C. Kaepernick 2-21, A. Dixon 1-4... **FALCONS** - Jz.. Rodgers 10-32, M. Turner 8-30, J. Snelling 2-12, M. Cox 1-4, M. Ryan 2-3.

RECEIVING: 49ERS - M. Crabtree 6-57, V. Davis 5-106-1, R. Moss 3-46, D. Walker 1-20, L. James 1-4... **FALCONS** - J. Jones 11-182-2, T. Gonzalez 8-78-1, R. White 7-100, H. Douglas 3-31, J. Snelling 1-5.

PASSING: 49ERS - C. Kaepernick 21-16-233-0-1 TD... **FALCONS** - M. Ryan 42-30-396-1-3 TDs.

INTs: 49ERS - C. Culliver 1-6... **FALCONS** - None.

SACKS: 49ERS - I. Sopoaga 1.0... **FALCONS** - C. Peters 1.0.

49ERS TURNOVER RATIO: +1 (1 fumble, 0 INTs/1 fumbles, 1 INT).

Weather: Dome
Temperature: Dome
Wind: Dome
Playing Surface: Field Turf
Time: 2:56
Attendance: 70,863





SUNDAY, FEBRUARY 3
BALTIMORE 34, SAN FRANCISCO 31
MERCEDES-BENZ SUPERDOME - SUPER BOWL XLVII



The San Francisco 49ers and the Baltimore Ravens squared off in one of the most extraordinary Super Bowl's in recent history where two brothers squared off as head coaches. The 49ers found themselves facing an early deficit, which would eventually be too much to overcome. Early in the 1st qtr., San Francisco answered a Ravens TD drive with a scoring drive of their own as QB Colin Kaepernick engineered a 12-play, 62-yd. drive that was finished off by K David Akers' 36-yd. FG, making the score 7-3. Super Bowl XLVII marked just Kaepernick's 10th NFL start. His 9 starts entering the game were the 3rd fewest for a starting QB entering a Super Bowl in NFL history. After 2 more TD passes by QB Joe Flacco, the 49ers found themselves in a 21-3 hole with 1:45 left in the 2nd qtr. Kaepernick showed poise and led the 2-minute drill efficiently by completing 4 of 5 pass atts. for 56 yds. to move the 49ers into FG position. Akers added 3 more points with a 27-yd. FG as time expired in the half with San Francisco trailing Baltimore 21-6. Following a Ravens kickoff return for a TD to open the 2nd half, the Superdome went dark with 13:28 remaining in the 3rd qtr. A power failure at 7:38 p.m. CT caused a 30-minute delay and was not resolved until 8:08 p.m. Following the stoppage in play, momentum swung dramatically in the 49ers favor. On the Niners' next possession, Kaepernick rushed for 20 yds. and threw for 43 yds., 31 of which came on a TD pass to WR Michael Crabtree, to make the score 28-13. Crabtree tallied 5 receipts. for 109 yds., marking his 2nd 100-yd. game this postseason. On the Ravens next offensive possession, San Francisco forced Baltimore into a 3-and-out thanks to a sack by LB Ahmad Brooks on 3rd-and-10. P Sam Koch's 43-yd. punt on 4th down was returned 32 yds. by WR Ted Ginn Jr., setting up the 49ers offense to takeover at the Ravens 20-yd. line. Two plays after Ginn's return, RB Frank Gore capitalized on the short field with a 6-yd. TD run, making it a one possession game. Gore rushed for 110 yds. on 19 carries and set the franchise Super Bowl record for most rushing yds. in a game. On the second play of Baltimore's ensuing possession, CB Tarell Brown forced and recovered a fumble that he jarred loose from RB Ray Rice on the Ravens' 24-yd. line. The takeaway led to a 34-yd. FG by Akers, his 3rd of the game. With 3 FGs and 2 PATs in the game, Akers now has 175 career points in the postseason, the 2nd most in NFL history. Akers has also scored a point in all playoff games (24) he has played in, the 2nd longest streak in NFL history. With their next possession, the 49ers began to gash the Ravens defense for big plays. WR Randy Moss hauled in a 32-yd. receipt., followed by a 21-yd. run by Gore, which led to a 15-yd. TD run by Kaepernick to bring the 49ers within a 2-point conv. of tying the game with 10:04 remaining in the 4th qtr. An incomplete pass on the 2-point try made the score 31-29 with the Ravens still hanging on as San Francisco continued its fierce comeback. Kaepernick's 15-yd. TD run marked the longest TD run by a QB in Super Bowl history. The 49ers potent offense made them the first team in Super Bowl history to have a 300-yd. passer (QB Colin Kaepernick - 302 yds.), a 100-yd. rusher (RB Frank Gore - 110 yds.) and 2, 100-yd. receivers (WR Michael Crabtree - 109 yds. and TE Vernon Davis - 104 yds.) in a single game. With 4:23 remaining in the game, Baltimore's K Justin Tucker tacked on a 38-yd. FG to extend their lead to 34-29. A 24-yd. completion to Crabtree and a 33-yd. rush by Gore put the 49ers offense in position for the go-ahead TD with 2:39 remaining, on the Ravens' 7-yd. line. The 49ers were unable to get into the end zone and turned the ball over on downs. After taking a safety, to run the game clock down to :04, the Ravens were forced to punt to the 49ers. Ginn returned the kickoff 31-yds. to the 50-yd. line as time expired for the last play of the game. This marked the first loss for the 49ers organization in a Super Bowl, making the franchise's record an impressive 5-1.

NOTES: RB **Frank Gore's** 6-yd. TD run marked his 4th rushing TD of the postseason...TE **Vernon Davis** recorded 6 receipts. for 104 yds. He tied the Super Bowl record for rec. yds. by a tight end...**Davis** registered his 4th career 100-yd. game in the postseason. He now ranks t-1st in NFL post-season history for the most 100-yd. rec. games by a tight end [TE Keith Jackson (4)]...**Davis** joined WR Larry Fitzgerald as the only players in NFL postseason history to register 4, 100-yd. rec. games in their first five career playoff games...QB **Colin Kaepernick** completed 16 of 28 atts. for 302 yds. 1 TD and a QB rating of 91.7. He also had 7 carries for 62 yds. and 1 TD...DT **Ray McDonald** notched his first sack of the postseason, bringing down Ravens QB Joe Flacco. He now has 3.5 career postseason sacks...K **David Akers** now has (39) made fields goals on (46) attempts in his playoffs career. Both are the 2nd most in league history [Adam Vinateri (48 FGM - 58 FGA)].

	1st	2nd	3rd	4th	Pts
Baltimore	7	14	7	6	34
San Francisco	3	3	17	8	31

- BAL** - A. Boldin, 13 pass from J. Flacco (J. Tucker) (6-51, 2:29)
- SF** - D. Akers, 36 FG (12-62, 6:38)
- BAL** - D. Pitta, 1 pass from J. Flacco (J. Tucker) (10-75, 4:43)
- BAL** - J. Jones, 56 pass from J. Flacco (J. Tucker) (3-56, 0:22)
- SF** - D. Akers, 27 FG (8-71, 1:45)
- BAL** - J. Jones, 108 kickoff return (J. Tucker) (0-0, 0:11)
- SF** - M. Crabtree, 31 pass from C. Kaepernick (D. Akers) (7-80, 3:06)
- SF** - F. Gore, 6 run (D. Akers) (2-20, 0:48)
- SF** - D. Akers, 34 FG (4-8, 1:00)
- BAL** - J. Tucker, 19 FG (12-71, 5:16)
- SF** - C. Kaepernick, 15 run (pass failed) (5-76, 2:57)
- BAL** - J. Tucker, 38 FG (10-59, 5:38)
- SF** - S. Koch, OB in end zone, forced by C. Culliver, for a Safety

TEAM STATISTICS	BAL	SF
First Downs	21	23
Net Yards Gained	367	468
Rushes/Yards	35/93	29/182
Net Yards Passing	274	286
Att/Comp/INT	33/22/0	28/16/1
Sacked/Yards Lost	2/13	3/16
Punts/Average	3/47.0	3/53.0
Fumbles/Lost	2/1	1/1
Penalties/Yards	2/20	5/33
Time of Possession	32:23	27:37
3rd Down Efficiency	9/16 (56%)	2/9 (22%)

RUSHING: 49ERS - F. Gore 19-110-1, C. Kaepernick 7-62-1, L. James 3-10... **RAVENS** - R. Rice 20-59, B. Pierce 12-33, J. Tucker 1-8, V. Leach 1-1, S. Koch 1-(-8).

RECEIVING: 49ERS - V. Davis 6-104, M. Crabtree 5-109-1, D. Walker 3-48, R. Moss 2-41... **RAVENS** - A. Boldin 6-104-1, D. Pitta 4-26-1, R. Rice 4-19, V. Leach 3-10, E. Dickson 2-37, T. Smith 2-35, J. Jones 1-56-1.

PASSING: 49ERS - C. Kaepernick 28-16-302-1-1 TD... **RAVENS** - J. Flacco 33-22-287-0-3 TDs.

INTs: 49ERS - None... **RAVENS** - E. Reed 1-6.

SACKS: 49ERS - A. Brooks 1.0, R. McDonald 1.0... **RAVENS** - P. Kruger 2.0, A. Jones 1.0.

49ERS TURNOVER RATIO: -1 (1 fumble, 1 INT/1 fumble, 0 INTs).

Weather: Partly Cloudy
Temperature: 71 degrees
Wind: West/Northwest 6 mph
Playing Surface: UBU Speed Series-S5-M
Time: 4:14
Attendance: 71,024



ALL-TIME REGULAR SEASON SERVICE

MOST SEASONS PLAYED

Player	Seasons
1. John Brodie (1957–1973)	17
2. Jerry Rice (1985–2000)	16
Jimmy Johnson (1961–1976)	16
4. Charlie Krueger (1959–1973)	15
5. Bryant Young (1994–2007)	14
Matt Hazeltine (1955–1968)	14
Leo Nomellini (1950–1963)	14

MOST CONSECUTIVE GAMES PLAYED

Player	Games
1. Brian Jennings (2000–*)	208
Len Rohde (1960–1974)	208
3. Jerry Rice (1985–2000)	189
4. Leo Nomellini (1950–1963)	174

MOST REGULAR SEASON GAMES PLAYED

Player	Pos	Years	Seasons	Games
1. Jerry Rice	WR	1985–2000	16	238
2. Jimmy Johnson	DB/HB	1961–1976	16	213
3. Brian Jennings	TE/LS	2000–*	13	208
Bryant Young	DT	1994–2007	14	208
Len Rohde	T	1960–1974	15	208
6. John Brodie	QB	1957–1973	17	201
7. Charlie Krueger	DT	1959–1973	15	198
8. Randy Cross	G/C	1976–1988	13	185
9. Jesse Sapolu	G/C	1983–1997	15	182
10. Matt Hazeltine	LB	1955–1968	14	176

MOST REGULAR SEASON GAMES PLAYED BY POSITION

Quarterbacks	Pos	Years	Seasons	Games
1. John Brodie	QB	1957–1973	17	201
2. Joe Montana	QB	1979–1992	14	167
3. Steve Young	QB	1987–1999	13	150
4. Y.A. Tittle	QB	1951–1960	10	112
5. Steve Spurrier	QB	1967–1975	9	92
6. Alex Smith	QB	2005–*	8	80
7. Jeff Garcia	QB	1999–2003	5	74
8. Elvis Grbac	QB	1993–1996	4	43
9. Steve DeBerg	QB	1978–1980	3	39
Billy Kilmer	QB	1961–1966	6	39

Offensive Linemen	Pos	Years	Seasons	Games
1. Len Rohde	T	1960–1974	15	208
2. Keith Fahnhorst	T	1974–1987	14	193
3. Randy Cross	G/C	1976–1988	13	185
4. Jesse Sapolu	G/C	1983–1997	15	182
5. Steve Wallace	T	1986–1996	11	166
6. Bruce Bosley	C/G	1956–1968	13	163
7. John Ayers	G	1977–1986	10	148
8. Guy McIntyre	G	1984–1993	10	145
9. Fred Quillan	C	1978–1987	10	143
10. Harris Barton	T	1987–1996	10	138

WRs/TEs	Pos	Years	Seasons	Games
1. Jerry Rice	WR	1985–2000	16	238
2. Brian Jennings	TE/LS	2000–*	13	208
3. Brent Jones	TE	1987–1997	11	143
4. Mike Wilson	WR	1981–1990	10	136
5. Dwight Clark	WR	1979–1987	9	134
6. Gene Washington	WR	1969–1977	9	124
7. Terrell Owens	WR	1996–2003	8	121
John Taylor	WR	1987–1995	9	121
9. Freddie Solomon	WR	1978–1985	8	114
10. J.J. Stokes	WR	1995–2002	8	111

Running Backs	Pos	Years	Seasons	Games
1. Joe Perry	FB	1950–1963	12	131
2. Ken Willard	FB	1965–1973	9	125
3. Roger Craig	RB	1983–1990	8	121
4. Frank Gore	RB	2005–*	8	116
5. Tom Rathman	FB	1986–1993	8	115
6. Fred Beasley	FB	1998–2005	8	114
7. Terry Jackson	RB	1999–2005	7	100
8. Hugh McElhenny	HB	1952–1960	9	97
J.D. Smith	HB	1956–1964	9	97
10. Dexter Carter	RB	1990–1996	7	90

Defensive Linemen	Pos	Years	Seasons	Games
1. Bryant Young	DT	1994–2007	14	208
2. Charlie Krueger	DT	1959–1973	15	198
3. Leo Nomellini	DT	1950–1963	14	174
4. Roland Lakes	DT	1961–1970	10	140
5. Cedrick Hardman	DE	1970–1979	10	139
6. Tommy Hart	DE	1968–1977	10	131
7. Michael Carter	NT	1984–1992	9	121
8. Dwaine Board	DE	1979–1988	10	117
9. Dennis Brown	DE	1990–1996	7	110
10. Dana Stubblefield	DT	1993–2002	9	108

Linebackers	Pos	Years	Seasons	Games
1. Matt Hazeltine	LB	1955–1968	14	176
2. Keena Turner	LB	1980–1990	11	153
Dave Wilcox	LB	1964–1974	11	153
4. Frank Nunley	LB	1967–1976	10	137
5. Willie Harper	LB	1973–1983	11	134
Mike Walter	LB	1984–1993	10	134
7. Jeff Ulbrich	LB	2000–2009	10	120
8. Skip Vanderbundt	LB	1969–1977	9	119
9. Ken Norton	LB	1994–2000	7	112
10. Karl Rubke	C/LB	1957–1965	9	104
Derek Smith	LB	2001–2007	7	104

Secondary	Pos	Years	Seasons	Games
1. Jimmy Johnson	DB/HB	1961–1976	16	213
2. Mel Phillips	DB	1966–1977	12	147
3. Ronnie Lott	S	1981–1990	10	129
4. Merton Hanks	S	1991–1998	8	125
5. Don Griffin	CB	1986–1993	8	114
6. Tim McDonald	S	1993–1999	7	111
7. Eric Wright	CB	1981–1990	10	110
8. Bruce Taylor	CB	1970–1977	8	100
9. Dwight Hicks	S	1979–1985	7	96
10. Kermit Alexander	DB	1963–1969	7	94

Kickers	Pos	Years	Seasons	Games
1. Ray Wersching	K	1977–1987	11	155
2. Tommy Davis	K	1959–1969	11	138
3. Mike Cofer	K	1988–1993	6	96
4. Joe Nedney	K	2005–2010	6	86
5. Bruce Gossett	K	1970–1974	5	70

Punters	Pos	Years	Seasons	Games
1. Andy Lee	P	2004–*	9	144
2. Tom Wittum	P	1973–1977	5	70
3. Max Runager	P	1984–1988	5	59
4. Tommy Thompson	P	1995–1997	3	48
5. Barry Helton	P	1988–1990	3	47

ALL-TIME REGULAR SEASON SCORING

ALL-TIME LEADING SCORERS

Player	Years	Gms	TDs	Rsh	Rec	Ret	2-pt	PAT	FG	Pts
1. Jerry Rice	1985–2000	238	187	10	176	1	4	0/0	0/0	1,130
2. Ray Wersching	1977–1987	155	0	0	0	0	0	409/425	190/261	979
3. Tommy Davis	1959–1969	138	0	0	0	0	0	348/350	130/276	738
4. Mike Cofer	1988–1993	96	0	0	0	0	0	289/297	128/194	673
5. Gordy Soltau	1950–1958	107	25	0	25	0	0	284/302	70/138	644
6. Joe Nedney	2005–2010	86	0	0	0	0	0	154/154	129/149	541
7. Terrell Owens	1996–2003	121	83	2	81	0	2	0/0	0/0	502
8. Bruce Gossett	1970–1974	70	0	0	0	0	0	163/168	99/153	460
9. Roger Craig	1983–1990	121	66	50	16	0	0	0/0	0/0	396
10. Frank Gore	2005–*	116	62	51	10	1	1	0/0	0/0	374
11. Ken Willard	1965–1973	125	61	45	16	0	0	0/0	0/0	366
12. Gene Washington	1969–1977	124	59	0	59	0	0	0/0	0/0	354
13. Joe Perry	1950–1963	131	57	50	7	0	0	6/7	1/6	351
14. Hugh McElhenny	1952–1960	97	51	35	15	1	0	0/0	0/0	306
15. Billy Wilson	1951–1960	100	49	0	49	0	0	0/0	0/0	294
16. Dwight Clark	1979–1987	134	48	0	48	0	0	0/0	0/0	288
Freddie Solomon	1978–1985	114	48	3	43	0	0	0/0	0/0	288
18. Wade Richey	1998–2000	48	0	0	0	0	0	122/127	54/72	284
19. John Taylor	1987–1995	121	46	0	43	3	0	0/0	0/0	276
20. J.D. Smith	1956–1964	97	42	37	5	0	0	0/0	0/0	252

MOST POINTS IN SINGLE SEASON

Player	Year	TDs	XPM	XPA	FGM	FGA	2pt	Pts
1. David Akers	2011	0	34	34	44	52	0	166
2. Jerry Rice	1987	23	0	0	0	0	0	138
3. Mike Cofer	1989	0	49	51	29	36	0	136
4. David Akers	2012	0	44	44	29	42	0	131
Ray Wersching	1984	0	56	56	25	35	0	131
5. Jeff Wilkins	1996	0	40	40	30	34	0	130
6. Ray Wersching	1983	0	51	51	25	30	0	126
7. Gary Anderson	1997	0	38	38	29	36	0	125
8. Mike Cofer	1988	0	40	41	27	38	0	121
Joe Nedney	2008	0	34	34	29	33	0	121
10. Ray Wersching	1986	0	41	42	25	35	0	116
Joe Nedney	2006	0	29	29	29	35	0	116

Led NFL

Led Conference

+ NFL Record

LONGEST FIELDS GOALS

Player	Game	Lg
1. David Akers	at GB (9/9/12)	+63
2. Joe Nedney	at StL (12/24/05)	56
Mike Cofer	at Atl. (10/14/90)	56
4. David Akers	at Det. (10/16/11)	55
David Akers	vs. Dal. (9/18/11)	55
6. David Akers	at Sea. (12/23/12)	54
Steve Mike–Mayer	at LA Rams (11/9/75)	54
Bruce Gossett	vs. NO (10/21/73)	54
9. David Akers	at Cin. (9/25/11)	53
David Akers	at Sea. (12/24/11)	53
Joe Nedney	vs. Phi. (10/12/08)	53
Ray Wersching	at Det. (9/2/84)	53
Tommy Davis	at LA Rams (10/17/65)	53
Tommy Davis	vs. Chi. (10/4/64)	53

ALL-TIME SCORING

Touchdowns by Rushing	951
Touchdowns by Receptions	1,325
Touchdowns by Interception Return	79
Touchdowns by Kickoff Return	21
Touchdowns by Punt Return	30
Fields Goals Made	1,110
Safeties	28

50+ YARD FIELD GOALS, Career

Player	No.
1. Joe Nedney	10
2. David Akers	9
3. Mike Cofer	5
4. Ray Wersching	4
Tommy Davis	4
6. Todd Peterson	2
Bruce Gossett	2

FIELD GOAL PCT., Career

Player	Pct.
1. Joe Nedney, 129–149	86.6
2. David Akers, 73–94	77.7
3. Ray Wersching, 190–261	72.8
4. Mike Cofer, 128–191	67.0
5. Bruce Gossett, 99–153	64.7

SAFETIES, Career

Player	Safeties
1. Bryant Young	3
Charlie Krueger	3
3. Leo Nomellini	2
4. 17 Players	1
(Last, Ray McDonald 11/19/12 vs. Chi.)	

MOST TOUCHDOWNS, Career

Player	TD
1. Jerry Rice (WR)	187
2. Terrell Owens (WR)	83
3. Roger Craig (RB)	66
4. Frank Gore (RB)	62
5. Ken Willard (FB)	61
6. Gene Washington (WR)	59
7. Joe Perry (FB)	57
8. Hugh McElhenny (HB)	51
9. Billy Wilson (E)	49
10. Dwight Clark (WR)	48
Freddie Solomon (WR)	48

MOST FGs MADE, Career

Player	FGM
1. Ray Wersching	190
2. Tommy Davis	130
3. Joe Nedney	129
4. Mike Cofer	128
5. Bruce Gossett	99
6. David Akers	73
7. Gordie Soltau	70
8. Wade Richey	54
9. Jeff Wilkins	42
10. Jose Cortez	36

MOST FGs ATTEMPTED, Career

Player	FGA
1. Tommy Davis	276
2. Ray Wersching	261
3. Mike Cofer	191
4. Bruce Gossett	153
5. Joe Nedney	149
6. Gordie Soltau	139
7. David Akers	94
8. Wade Richey	72
9. Steve Mike–Mayer	56
10. Jose Cortez	50

MOST PATs MADE, Career

Player	PAT
1. Ray Wersching	409
2. Tommy Davis	348
3. Mike Cofer	289
4. Gordie Soltau	284
5. Bruce Gossett	163
6. Joe Nedney	154
7. Wade Richey	122
8. Doug Brien	79
9. David Akers	78
10. Jose Cortez	74

MOST PATs ATTEMPTED, Career

Player	PAT
1. Ray Wersching	425
2. Tommy Davis	350
3. Gordie Soltau	303
4. Mike Cofer	296
5. Bruce Gossett	168
6. Joe Nedney	154
7. Wade Richey	127
8. Doug Brien	81
9. David Akers	78
10. Jose Cortez	74

ALL-TIME REGULAR SEASON SCORING

TOP SINGLE-GAME SCORING PERFORMANCES

MOST POINTS

Player	Game	Points
1. Jerry Rice (WR)	at Atl. (10/14/90) – 5 TDs	30
2. Gordy Soltau (E)	vs. LA Rams (10/28/51) – 3 TDs, 1 FG, 5 PATs	26
3. Jerry Rice (WR)	at TB (11/14/93) – 4 TDs	24
Billy Kilmer (QB)	at Min. (10/15/61) – 4 TDs	24
5. Jeff Wilkins (K)	vs. Atl. (9/29/96) – 6 FGs, 3 PATs	21
Gordy Soltau (E)	vs. Bal. (12/13/53) – 2 TDs, 6 PATs, 1 FG	21

MOST TOUCHDOWNS

Player	Game	TDs
1. Jerry Rice (WR)	at Atl. (10/14/90)	5
2. Jerry Rice (WR)	at TB (11/14/93)	4
Billy Kilmer (QB)	at Min. (10/15/61)	4

MOST FIELD GOALS MADE

Player	Game	FGM
1. Jeff Wilkins	vs. Atl. (9/29/96)	6
Ray Wersching	at NO (10/16/83)	6
3. Joe Nedney	vs. TB (10/30/05)	5
Jeff Chandler	vs. Chi. (9/7/03)	5
Bruce Gossett	at Den. (9/23/73)	5

MOST FIELD GOALS ATTEMPTED

Player	Game	FGA
1. David Akers	vs. Arz. (11/20/11)	6
Joe Nedney	vs. TB (10/30/05)	6
Jeff Wilkins	vs. Atl. (9/29/96)	6
Ray Wersching	at NO (10/16/83)	6
Tommy Davis	at LA Rams (10/17/65)	6
Tommy Davis	at Dal. (11/20/60)	6
Gordy Soltau	at GB (11/23/58)	6

MOST PATs MADE

Player	Game	PATs Made
1. Mike Cofer	at Det. (12/19/93)	8
Mike Cofer	vs. Atl. (10/18/92)	8
Mike Cofer	vs. Chi. (10/23/91)	8
Bruce Gossett	at Atl. (10/29/72)	8
Tommy Davis	at Det. (10/1/61)	8

MOST PATs ATTEMPTED

Player	Game	PATs Att.
1. Mike Cofer	at Det. (12/19/93)	8
Mike Cofer	vs. Atl. (10/18/92)	8
Mike Cofer	vs. Chi. (10/23/91)	8
Bruce Gossett	at Atl. (10/29/72)	8
Tommy Davis	at Det. (10/1/61)	8

MOST CONSECUTIVE FIELD GOALS MADE

Player	FG
1. Joe Nedney (11/26/06 to 9/30/07)	18
2. Mike Cofer (12/4/88 to 10/1/89)	17
3. Wade Richey (12/27/98 to 11/7/99)	16
Gary Anderson (9/14/97 to 11/10/97)	16
5. David Akers (10/9/11 to 11/13/11)	15
6. Jose Cortez (9/5/02 to 11/3/02)	13
Bruce Gossett (10/14/73 to 12/2/73)	13

MOST TOUCHDOWNS, Season

Player	TD
1. Jerry Rice (1987), 22 rec., 1 rush	23
2. Jerry Rice (1995), 15 rec., 1 rush, 1 fum. rec.	17
Jerry Rice (1989), 17 rec.	17
4. Terrell Owens (2001), 16 rec.	16
Jerry Rice (1993), 15 rec, 1 rush	16
Jerry Rice (1986), 15 rec., 1 rush	16

MOST FGs MADE, Season

Player	FGM
1. David Akers (2011)	44
2. Jeff Wilkins (1996)	30
3. David Akers (2012)	29
Joe Nedney (2008)	29
Joe Nedney (2006)	29
Gary Anderson (1997)	29
Mike Cofer (1989)	29

MOST CONSECUTIVE GAMES WITH FG MADE

Player	Games
1. David Akers (9/11/11 to current)	32
2. Bruce Gossett (11/29/70 to 10/1/72)	21

MOST FGs ATTEMPTED, Season

Player	FGA
1. David Akers (2011)	52
2. David Akers (2012)	42
3. Mike Cofer (1988)	38
4. Gary Anderson (1997)	36
Mike Cofer (1990)	36
Mike Cofer (1989)	36
Bruce Gossett (1971)	36

MOST PATs MADE, Season

Player	PAT
1. Doug Brien (1994)	60
2. Mike Cofer (1993)	59
3. Ray Wersching (1984)	56
4. Mike Cofer (1992)	53
5. Tommy Davis (1965)	52
Ray Wersching (1985)	52

MOST CONSECUTIVE PATs MADE

Player	PAT
1. Tommy Davis (9/27/59 to 12/12/65)	234

MOST PATs ATTEMPTED, Season

Player	PAT
1. Doug Brien (1994)	62
2. Mike Cofer (1993)	61
3. Ray Wersching (1984)	56
4. Mike Cofer (1992)	54
5. Tommy Davis (1965)	53
Ray Wersching (1985)	53

MOST CONSECUTIVE GAMES WITH A TOUCHDOWN

Player	Games
1. Jerry Rice (12/19/86 to 12/27/87)	13
2. Terrell Owens (11/8/98 to 12/27/98)	8
Jerry Rice (12/8/89 to 11/27/89)	8
Dave Parks (11/7/65 to 9/11/66)	8

ALL-TIME REGULAR SEASON PASSING

ALL-TIME LEADING PASSERS (BY YARDS)

Player	Years	Gms	Att	Cmp	Pct	Yards	TD	INT	QB INT		
									Lg	Rat	Pct.
1. Joe Montana	1979-1992 (14)	167	4,600	2,929	63.7	35,124	244	123	96t	93.5	2.7
2. John Brodie	1957-1973 (17)	201	4,490	2,518	56.1	32,162	230	224	80t	75.0	5.0
3. Steve Young	1987-1999 (13)	150	3,648	2,400	65.8	29,907	221	86	97t	101.4	2.4
4. Jeff Garcia	1999-2003 (5)	74	2,360	1,449	61.4	16,408	113	56	76t	88.3	2.4
5. Y.A. Tittle	1951-1960 (10)	112	2,194	1,226	55.9	16,016	108	134	78t	70.0	6.1
6. Alex Smith	2005-* (8)	80	2,177	1,290	59.3	14,280	81	63	75	79.1	2.9
7. Steve DeBerg	1978-1980 (3A)	39	1,201	670	55.8	7,220	37	60	93t	63.1	5.0
8. Steve Spurrier	1967-1975 (9)	92	840	441	52.5	5,250	33	48	81t	61.2	5.7
9. Tim Rattay	2000-2005 (6)	32	586	356	60.8	3,941	24	18	89t	81.6	3.1
10. Frankie Albert	1950-1952 (3)	36	601	316	52.6	3,847	27	43	60	57.7	7.2
11. Shaun Hill	2007-2009 (3)	18	522	322	61.7	3,490	23	11	61	87.3	2.1
12. Jim Plunkett	1976-1977 (2)	26	491	254	51.7	3,285	22	30	85t	62.5	6.1
13. Elvis Grbac	1994-1996 (3)	42	430	284	66.0	3,098	18	16	81t	85.6	3.7
14. Steve Bono	1989-1993 (5)	34	359	220	61.3	2,558	14	7	78	87.7	1.9
15. Colin Kaepernick	2011-* (2)	16	223	139	62.3	1,849	10	3	57	97.9	1.3
16. Ken Dorsey	2004-2005 (2)	11	316	171	54.1	1,712	8	11	59	63.7	3.5
17. George Mira	1964-1968 (5)	47	240	112	46.7	1,711	17	14	79t	70.0	5.8
18. Norm Snead	1975-1975 (2)	14	237	138	58.2	1,705	11	11	60t	76.7	4.6
19. J.T. O'Sullivan	2008 (1)	9	220	128	58.2	1,678	8	11	63	73.6	5.0
20. Tom Owen	1974-1975 (2)	14	235	112	47.7	1,645	11	17	68t	56.4	7.2

MOST PASSING YARDS IN SINGLE SEASON

Player	Year	Att	Cmp	Pct	Yards	TD	INT	LG	QB INT		
									Rat	Pct	
1. Jeff Garcia	2000	561	355	63.3	4,278	31	10	69t	97.6	1.8	
2. Steve Young	1998	517	322	62.3	4,170	36	12	81t	101.1	2.3	
3. Steve Young	1993	462	314	68.0	4,023	29	16	80t	101.5	3.5	
4. Steve Young	1994	461	324	70.3	3,969	35	10	69t	112.8	2.2	
5. Joe Montana	1990	520	321	61.7	3,944	26	16	78t	89.0	3.1	
6. Joe Montana	1983	515	332	64.5	3,910	26	12	77t	94.6	2.3	
7. Joe Montana	1985	494	303	61.3	3,653	27	13	73	91.3	2.6	
8. Steve DeBerg	1979	578	347	60.0	3,652	17	21	50	73.1	3.6	
9. Joe Montana	1984	432	279	64.6	3,630	28	10	80t	102.9	2.3	
10. Joe Montana	1981	488	311	63.7	3,565	19	12	78t	88.4	2.5	

Led NFL

Led Conference

MOST CONSECUTIVE COMPLETIONS

Player	Game(s)	Cmp
1. Joe Montana	last 5 vs. Cle. (11/29/87) first 17 at GB (12/6/87)	22
2. Steve Young	at Was. (11/24/96)	19

CONSECUTIVE PASSES WITHOUT INTERCEPTION

Player	Game(s)	Atts
1. Alex Smith	12 passes at Bal. (11/24/11) to 33 passes at Min. (9/23/12)	249
2. Steve Young	22 passes vs. Min. (10/3/93) to 12 passes at LA Rams (11/28/93)	184
3. Joe Montana	12 passes at Phi. (9/24/89) to 6 passes vs. GB (11/19/89)	154

CONSECUTIVE GAMES WITH TOUCHDOWN PASS

Player	Game(s)	Games
1. Steve Young	at Det. (10/9/94) to vs. StL (11/26/95) note: DNP in 5 games in 1995	18
2. Steve Young	vs. NYJ (9/6/98) to vs. StL (12/27/98) note: EQ on 11/8/98	15
3. Joe Montana	vs. Buf. (12/17/89) to vs. NYG (12/3/90)	14

BEST QB RATING, Career

Player	QB Rat
1. Steve Young	101.4
2. Joe Montana	93.5
3. Jeff Garcia	88.3
4. Shaun Hill	87.3
5. Tim Rattay	81.6
6. Alex Smith	79.1
7. John Brodie	75.0
8. Y.A. Tittle	70.0
9. Steve DeBerg	63.1
10. Steve Spurrier	61.2

(min. 500 attempts)

AVG YDS PER ATTEMPT, Career

Player	Y/A
1. Steve Young	8.20
2. Joe Montana	7.64
3. Y.A. Tittle	7.30
4. John Brodie	7.16
5. Jeff Garcia	6.95

(min. 500 attempts)

MOST ATTEMPTS, Career

Player	Att
1. Joe Montana	4,600
2. John Brodie	4,490
3. Steve Young	3,648
4. Jeff Garcia	2,360
5. Y.A. Tittle	2,194
6. Alex Smith	2,177
7. Steve DeBerg	1,201
8. Steve Spurrier	840
9. Frankie Albert	601
10. Tim Rattay	586

MOST COMPLETIONS, Career

Player	Comp
1. Joe Montana	2,929
2. John Brodie	2,518
3. Steve Young	2,400
4. Jeff Garcia	1,449
5. Alex Smith	1,290
6. Y.A. Tittle	1,226
7. Steve DeBerg	670
8. Steve Spurrier	441
9. Tim Rattay	322
10. Shaun Hill	322

MOST TD PASSES, Career

Player	TD
1. Joe Montana	244
2. John Brodie	230
3. Steve Young	221
4. Jeff Garcia	113
5. Y.A. Tittle	108
6. Alex Smith	81
7. Steve DeBerg	37
8. Steve Spurrier	33
9. Frankie Albert	27
10. Tim Rattay	24

MOST INTs, Career

Player	INT
1. John Brodie	224
2. Y.A. Tittle	134
3. Joe Montana	123
4. Steve Young	86
5. Alex Smith	63
6. Steve DeBerg	60
7. Jeff Garcia	56
8. Steve Spurrier	48
9. Frankie Albert	43
10. Jim Plunkett	30

BEST COMPLETION PCT., Career

Player	Comp. %
1. Steve Young	65.8
2. Joe Montana	63.7
3. Shaun Hill	61.7
4. Jeff Garcia	61.4
5. Tim Rattay	60.8
6. Alex Smith	59.3
7. John Brodie	56.1
8. Y.A. Tittle	55.9
9. Steve DeBerg	55.8
10. Frankie Albert	52.6

(min. 500 attempts)

ALL-TIME REGULAR SEASON PASSING

TOP SINGLE-GAME PASSING

MOST PASSING YARDS

Player	Game	Yards
1. Joe Montana	at Atl. (10/14/90)	476
2. Steve Young	at LA Rams (11/28/93)	462
3. Joe Montana	at LA Rams (12/11/89)	458
4. Steve Young	vs. Buf. (9/13/92)	449
5. Joe Montana	at Was. (11/17/86)	441

MOST ATTEMPTS

Player	Game	Att
1. Joe Montana	at Was. (11/17/86)	60
2. Joe Montana	at Atl. (10/6/85)	57
Tim Rattay	vs. Arz. (10/10/04)	57
4. Jeff Garcia	at Dal. (12/8/02)	55
5. Jeff Garcia	at Car. (11/18/01)	54
Steve DeBerg	at Atl. (12/16/79)	54
John Brodie	at Chi. (11/13/66)	54

MOST COMPLETIONS

Player	Game	Cmp
1. Tim Rattay	vs. Arz. (10/10/04)	38
2. Joe Montana	at Atl. (10/6/85)	37
3. Jeff Garcia	vs. Chi. (12/17/00)	36
Jeff Garcia	at Dal. (12/8/02)	36
5. Jeff Garcia	at Car. (11/18/01)	34
Joe Montana	at Pit. (9/13/87)	34

MOST TOUCHDOWN PASSES

Player	Game	TD
1. Joe Montana	at Atl. (10/14/90)	6
2. Joe Montana	at Phi. (9/24/89)	5
Joe Montana	at Atl. (10/6/85)	5
Steve Spurrier	at Chi. (11/19/72)	5
John Brodie	at Min. (11/28/65)	5

MOST INTERCEPTIONS

Player	Game	INT
1. John Brodie	at Det. (11/4/73)	6
2. Steve DeBerg	at Dal. (10/12/80)	5
Scott Bull	vs. Pit. (11/27/78)	5
Tom Owen	at Cle. (12/1/74)	5
John Brodie	vs. Bal. (11/29/64)	5
Y.A. Tittle	vs. Bal. (12/5/59)	5
Y.A. Tittle	at Bal. (11/30/58)	5
Frankie Albert	vs. Pit. (12/7/52)	5

HIGHEST COMPLETION PERCENTAGE (20+ atts)

Player	Game	Pct.
1. Steve Young	vs. Det. (10/20/91), 18-20	90.0
2. Steve Young	vs. NO (9/14/97), 18-21	85.7
3. John Brodie	vs. Atl. (9/29/68), 17-20	85.0
4. Joe Montana	vs. Atl. (9/25/83), 27-32	84.4

AVERAGE YARDS PER ATTEMPT (20+ atts)

Player	Game	Y/A
1. Steve Young	vs. Det. (12/19/93)	15.39
2. Steve Young	vs. LA Rams (11/28/93)	14.44
3. Steve Young	vs. Atl. (10/18/92)	14.25
4. Steve Young	vs. Atl. (9/21/97)	14.00

MOST ATTEMPTS, Season

Player	Att
1. Steve DeBerg (1979)	578
2. Jeff Garcia (2000)	561
3. Jeff Garcia (2002)	528
4. Joe Montana (1990)	520
5. Steve Young (1998)	517

MOST COMPLETIONS, Season

Player	Cmp
1. Jeff Garcia (2000)	355
2. Steve DeBerg (1979)	347
3. Joe Montana (1983)	332
4. Jeff Garcia (2002)	328
5. Steve Young (1994)	324

MOST TD PASSES, Season

Player	TD
1. Steve Young (1998)	36
2. Steve Young (1994)	35
3. Jeff Garcia (2001)	32
4. Jeff Garcia (2000)	31
Joe Montana (1987)	31

MOST INTs, Season

Player	INT
1. Y.A. Tittle (1955)	28
2. John Brodie (1971)	24
3. Frankie Albert (1950)	23
4. Steve DeBerg (1978)	22
John Brodie (1966)	22

BEST COMP. PCT., Season

Player	Pct
1. Steve Young (1994)	70.3
2. Joe Montana (1989)	70.2
3. Steve Young (1993)	68.0
4. Steve Young (1996)	67.7
5. Steve Young (1997)	67.7

BEST QB RATING, Season

Player	Rat
1. Steve Young (1994)	112.8
2. Joe Montana (1989)	112.4
3. Steve Young (1992)	107.0
4. Steve Young (1997)	104.7
5. Joe Montana (1984)	102.9

FEWEST INTs, Season

Player	INT
1. Alex Smith (2011)	5
2. Steve Young (1997)	6
Steve Young (1996)	6
4. Steve Young (1992)	7
5. Shaun Hill (2008)	8
Steve Young (1991)	8
Joe Montana (1989)	8

AVG YDS PER ATTEMPT, Season

Player	Pct
1. John Brodie (1961)	9.14
2. Joe Montana (1989)	9.12
3. Steve Young (1991)	9.02
4. Steve Young (1993)	8.71
5. Steve Young (1992)	8.62

49ERS QB WINS/LOSSES AS STARTER

Player	Win	Loss	Ties	Pct
Joe Montana	100	39		0.719
Steve Young	91	33		0.734
John Brodie	74	77	8	0.490
Y.A. Tittle	45	31	2	0.592
Alex Smith	38	36	1	0.514
Jeff Garcia	35	36		0.493
Steve Spurrier	13	12	1	0.520
Frankie Albert	13	16	1	0.448
Jim Plunkett	11	15		0.423
Shaun Hill	10	6		0.625
Steve DeBerg	7	28		0.200
Elvis Grbac	6	3		0.667
Steve Bono	5	1		0.833
Colin Kaepernick	5	2		0.714
George Mira	4	2		0.667
Tom Owen	4	4		0.500
Tim Rattay	4	12		0.250
Jeff Kemp	3	2	1	0.600
Troy Smith	3	3		0.500
Scott Bull	3	4		0.429
Joe Reed	3	4		0.429
Matt Cavanaugh	2	0		1.000
Norm Snead	2	5		0.286
J.T. O'Sullivan	2	6		0.250
Lamar McHan	2	7		0.222
Ken Dorsey	2	8		0.200
Bob Gagliano	1	0		1.000
Jimmy Cason	1	0		1.000
Jim Druckenmiller	1	0		1.000
Ty Detmer	1	0		1.000
Mike Moroski	1	1		0.500
Jimmy Powers	1	1		0.500
Earl Morrall	1	3		0.250
Trent Dilfer	1	5		0.167
Chris Weinke	0	1		0.000
Bobby Waters	0	2		0.000
Dennis Morrison	0	2		0.000
Cody Pickett	0	2		0.000
Steve Stenstrom	0	3		0.000
	493	412	14	0.544

300-YARD GAMES, Career

Player	Games
1. Joe Montana	35
2. Steve Young	28
3. Jeff Garcia	14
4. Steve DeBerg	5
Y.A. Tittle	5

300-YARD GAMES, Season

Player	Games
1. Steve Young (1998)	7
2. Jeff Garcia (2000)	6
3. Steve Young (1994)	5
Joe Montana (1982, '85, '87, '90)	5

STARTING QB YEARLY RECORDS

Year	Player	Record as a Starter
1950	Frankie Albert	3-9
1951	Frankie Albert	6-4-1
	Y.A. Tittle	1-0
1952	Frankie Albert	4-3
	Y.A. Tittle	3-2
1953	Y.A. Tittle	8-2
	Jim Powers	1-1
1954	Y.A. Tittle	6-4-1
	Jim Cason	1-0
1955	Y.A. Tittle	4-8
1956	Y.A. Tittle	4-3-1
	Earl Morrall	1-3
1957	Y.A. Tittle	7-4
	John Brodie	1-0
1958	Y.A. Tittle	3-3
	John Brodie	3-3
1959	Y.A. Tittle	6-4
	John Brodie	1-1
1960	John Brodie	4-4
	Y.A. Tittle	3-1
1961	John Brodie	7-6-1
1962	John Brodie	6-8
1963	Lamar McHan	2-7
	John Brodie	0-3
	Bob Waters	0-2
1964	John Brodie	3-9
	George Mira	1-1
1965	John Brodie	7-5-1
	George Mira	0-1
1966	John Brodie	5-6-2
	George Mira	1-0
1967	John Brodie	5-5
	George Mira	2-0
	Steve Spurrier	0-2
1968	John Brodie	7-6-1
1969	John Brodie	2-6-2
	Steve Spurrier	2-2
1970	John Brodie	10-3-1
1971	John Brodie	9-5
1972	John Brodie	2-3
	Steve Spurrier	6-2-1
1973	John Brodie	2-4
	Steve Spurrier	2-3
	Joe Reed	1-2
1974	Tom Owen	4-3
	Joe Reed	2-2
	Dennis Morrison	0-2
	Norm Snead	0-1
1975	Norm Snead	2-5
	Steve Spurrier	3-3
	Tom Owen	0-1
1976	Jim Plunkett	6-6
	Scott Bull	2-0
1977	Jim Plunkett	5-9
1978	Steve DeBerg	1-10
	Scott Bull	1-4
1979	Steve DeBerg	2-13
	Joe Montana	0-1
1980	Steve DeBerg	4-5
	Joe Montana	2-5

Year	Player	Record as a Starter
1981	Joe Montana	13-3
1982	Joe Montana	3-6
1983	Joe Montana	10-6
1984	Joe Montana	14-1
	Matt Cavanaugh	1-0
1985	Joe Montana	9-6
	Matt Cavanaugh	1-0
1986	Joe Montana	6-2
	Jeff Kemp	3-2-1
	Mike Moroski	1-1
1987	Joe Montana	10-1
	Steve Young	2-1
	Bob Gagliano	1-0
1988	Joe Montana	8-5
	Steve Young	2-1
1989	Joe Montana	11-2
	Steve Young	3-0
1990	Joe Montana	14-1
	Steve Young	0-1
1991	Steve Young	5-5
	Steve Bono	5-1
1992	Steve Young	14-2
1993	Steve Young	10-6
1994	Steve Young	13-3
1995	Steve Young	8-3
	Elvis Grbac	3-2
1996	Steve Young	9-3
	Elvis Grbac	3-1
1997	Steve Young	12-3
	Jim Druckenmiller	1-0
1998	Steve Young	11-4
	Ty Detmer	1-0
1999	Jeff Garcia	2-8
	Steve Young	2-1
	Steve Stenstrom	0-3
2000	Jeff Garcia	6-10
2001	Jeff Garcia	12-4
2002	Jeff Garcia	10-6
2003	Jeff Garcia	5-8
	Tim Rattay	2-1
2004	Tim Rattay	1-8
	Ken Dorsey	1-6
2005	Alex Smith	2-5
	Tim Rattay	1-3
	Ken Dorsey	1-2
	Cody Pickett	0-2
2006	Alex Smith	7-9
2007	Alex Smith	2-5
	Trent Dilfer	1-5
	Shaun Hill	2-0
	Chris Weinke	0-1
2008	Shaun Hill	5-3
	J.T. O'Sullivan	2-6
2009	Alex Smith	5-5
	Shaun Hill	3-3
2010	Alex Smith	3-7
	Troy Smith	3-3
2011	Alex Smith	13-3
2012	Alex Smith	6-2-1
	Colin Kaepernick	5-2

ALL-TIME REGULAR SEASON RUSHING

ALL-TIME LEADING RUSHERS (BY YARDS)

Player	Years	Gms	Att	Yards	Avg	Lg	TD
1. Frank Gore	2005-* (8)	116	1,911	8,839	4.6	80t	51
2. Joe Perry	1950-1960, '63 (12)	131	1,475	7,344 +	4.9	78t	50
3. Roger Craig	1983-1990 *8)	121	1,686	7,064	4.2	71	50
4. Ken Willard	1965-1973 (9)	125	1,582	5,930	3.7	69t	45
5. Garrison Hearst	1997-2003 (7)	73	1,189	5,535	4.7	96t	26
6. J.D. Smith	1956-1964 (9)	97	1,007	4,370	4.3	80t	37
7. Hugh McElhenny	1952-1960 (9)	97	877	4,288	4.9	89t	35
8. Kevan Barlow	2001-2005 (5)	72	891	3,614	4.1	78t	24
9. Steve Young (QB)	1987-1999 (13)	150	608	3,581	5.9	49t	37
10. Wendell Tyler	1983-1986 (4)	48	624	3,112	4.9	40	16
11. Delvin Williams	1974-1977 (4)	54	669	2,966	4.4	80t	20
12. Wilbur Jackson	1974-1979 (6)	72	745	2,955	4.0	80	10
13. Ricky Watters	1992-1994 (3)	43	653	2,840	4.3	43	25
14. Charlie Garner	1999-2000 (2)	32	499	2,371	4.8	53	11
15. Tom Rathman	1986-1993 (8)	115	516	1,902	3.7	35	26
16. Vic Washington	1971-1973 (3)	40	483	1,813	3.8	42	14
17. Paul Hofer	1976-1981 (6)	77	416	1,746	4.2	47	16
18. Larry Schreiber	1971-1975 (5)	60	502	1,734	3.5	23	10
19. Joe Montana (QB)	1979-1992 (14)	167	414	1,595	3.9	21	20
20. Jeff Garcia (QB)	1999-2003 (5)	74	318	1,571	4.9	33	21

+ does not include AAFC Statistics

MOST RUSHING YARDS IN SINGLE SEASON

Player	Year	Att	Yards	Avg	Lg	TD
1. Frank Gore	2006	312	1,695	5.4	72	8
2. Garrison Hearst	1998	310	1,570	5.1	96t	7
3. Roger Craig	1988	310	1,502	4.8	46t	9
4. Wendell Tyler	1984	246	1,262	5.1	40	7
5. Charlie Garner	1999	241	1,229	5.1	53	4
6. Frank Gore	2012	258	1,214	4.7	37	8
7. Frank Gore	2011	282	1,211	4.3	55	8
8. Garrison Hearst	2001	252	1,206	4.8	43t	4
9. Delvin Williams	1976	248	1,203	4.9	80t	7
10. Charlie Garner	2000	258	1,142	4.4	42	7
11. Frank Gore	2009	229	1,120	4.9	80t	10
12. Frank Gore	2007	260	1,102	4.2	43t	5
13. Roger Craig	1989	271	1,054	3.9	27	6
14. Roger Craig	1985	214	1,050	4.9	62t	9
15. Joe Perry	1954	173	1,049	6.1	58	8
16. Frank Gore	2008	240	1,036	4.3	41t	6
J.D. Smith	1959	207	1,036	5.0	73t	10

Led NFL

Led Conference

MOST ATTEMPTS, Career

Player	Att
1. Frank Gore	1,911
2. Roger Craig	1,686
3. Ken Willard	1,582
4. Joe Perry	1,475
5. Garrison Hearst	1,189
6. J.D. Smith	1,007
7. Kevan Barlow	891
8. Hugh McElhenny	877
9. Wilbur Jackson	745
10. Delvin Williams	669

MOST TOUCHDOWNS, Career

Player	TD
1. Frank Gore	51
2. Roger Craig	50
Joe Perry	50
4. Ken Willard	45
5. Steve Young (QB)	37
J.D. Smith	37
7. Hugh McElhenny	35
8. Garrison Hearst	26
9. Tom Rathman	26
10. Ricky Watters	25

HIGHEST RUSHING AVG., Career

Player	Avg
1. Steve Young (QB)	5.89
2. Wendell Tyler	4.99
3. Joe Perry	4.98
4. Jeff Garcia (QB)	4.94
5. Hugh McElhenny	4.89
6. Charlie Garner	4.75
7. Garrison Hearst	4.66
8. Frank Gore	4.63
9. Delvin Williams	4.43
10. Ricky Watters	4.35

(min. 300 attempts)

100-YARD GAMES, Career

Player	Games
1. Frank Gore	32
2. Joe Perry	20
3. Garrison Hearst	16
4. Roger Craig	14
5. J.D. Smith	12
Hugh McElhenny	12

1,000-YD SEASONS, Career

Player	Seasons
1. Frank Gore	6
2. Garrison Hearst	3
Roger Craig	3
4. Charlie Garner	2
Joe Perry	2

CONSECUTIVE 1,000-YD SEASONS, Career

Player	Seasons
1. Frank Gore (2006-09)	4
2. Charlie Garner (1999-2000)	2
Garrison Hearst (1997-98)	2
Roger Craig (1988-89)	2
Joe Perry (1953-54)	2

ALL-TIME REGULAR SEASON RUSHING

TOP SINGLE-GAME RUSHING

MOST RUSHING YARDS

	<u>Player</u>	<u>Game</u>	<u>Yards</u>
1.	Frank Gore	vs. Sea. (11/19/06)	212
2.	Frank Gore	vs. Sea. (9/20/09)	207
3.	Charlie Garner	at Dal. (9/24/00)	201
4.	Garrison Hearst	vs. Det. (12/14/98)	198
5.	Delvin Williams	at StL (10/31/76)	194

MOST RUSHING ATTEMPTS

	<u>Player</u>	<u>Game</u>	<u>Att</u>
1.	Charlie Garner	at Dal. (9/24/00)	36
2.	Maurice Hicks	at Arz. (12/12/04)	34
	Delvin Williams	at StL (10/31/76)	34
4.	Frank Gore	vs. Cle. (10/30/11)	31
	Frank Gore	at Den. (12/31/06)	31
	Garrison Hearst	vs. Sea. (12/1/02)	31
	J.D. Smith	at Bal. (10/7/62)	31
	J.D. Smith	at Chi. (10/14/62)	31

MOST RUSHING TOUCHDOWNS

	<u>Player</u>	<u>Game</u>	<u>TD</u>
1.	Billy Kilmer (QB)	at Min. (10/15/61)	4

HIGHEST RUSHING AVERAGE (10+ Attempts)

	<u>Player</u>	<u>Game</u>	<u>Avg</u>
1.	Joe Perry	vs. Det. (11/2/58)	13.4
2.	Frank Gore	vs. Sea. (9/20/09)	12.9
3.	Wilbur Jackson	vs. NO (11/27/77)	11.9
4.	Hugh McElhenny	at Chi. (10/17/54)	11.4
5.	Maurice Hicks	at StL (12/24/05)	10.9

MOST CONSECUTIVE 100-YARD RUSHING GAMES

	<u>Player</u>	<u>Game(s)</u>	<u>Games</u>
1.	Frank Gore	at Phi. (10/2/11) to at Was. (11/6/11)	5
2.	Garrison Hearst	vs. NYG (11/30/98) to at NE (12/20/98)	4
3.	Frank Gore	vs. Oak. (10/17/10) to vs. Den. (10/31/10)	3
	Frank Gore	at Det. (11/12/06) to at StL (11/26/06)	3
	J.D. Smith	at Bal. (10/7/62) to at GB (10/21/62)	3
	Billy Kilmer (QB)	at Det. (10/1/61) to at Min. (10/15/61)	3

MOST RUSHING ATTEMPTS, Season

	<u>Player</u>	<u>Att</u>
1.	Frank Gore (2006)	312
2.	Roger Craig (1988)	310
	Garrison Hearst (1998)	310
4.	Frank Gore (2011)	282
5.	Roger Craig (1989)	271

MOST RUSHING TOUCHDOWNS, Season

	<u>Player</u>	<u>TD</u>
1.	Frank Gore (2009)	10
	Derek Loville (1995)	10
	Ricky Watters (1993)	10
	Billy Kilmer, QB (1961)	10
	J.D. Smith (1959)	10
	Joe Perry (1953)	10

HIGHEST RUSHING AVG., Season

	<u>Player</u>	<u>Avg</u>
1.	Hugh McElhenny (1952)	6.98
2.	Joe Perry (1958)	6.06
3.	Joe Perry (1954)	6.06
4.	Frank Gore (2006)	5.43
5.	Delvin Williams (1975)	5.39

MOST 100-YARD RUSHING GAMES, Season

	<u>Player</u>	<u>Games</u>
1.	Frank Gore (2006)	9
2.	Garrison Hearst (1998)	6
	Roger Craig (1988)	6
4.	Frank Gore (2011)	5
	Frank Gore (2009)	5
	J.D. Smith (1959)	5
	Joe Perry (1953)	5

MOST CONSECUTIVE GAMES WITH A RUSHING TD

	<u>Player</u>	<u>Game(s)</u>	<u>Games</u>
1.	Joe Perry	at GB (11/22/53) to at GB (10/10/54)	7
2.	Hugh McElhenny	vs. Was. (9/26/54) to vs. Det. (10/24/54)	5

ALL-TIME REGULAR SEASON RECEIVING

ALL-TIME LEADING RECEIVERS (BY RECEPTIONS)

Player	Years	Gms	Rec	Yards	Avg	Lg	TD
1. Jerry Rice	1985–2000 (16)	238	1,281	19,247	15.0	96t	187
2. Terrell Owens	1996–2003 (8)	121	592	8,572	14.5	79t	81
3. Roger Craig (RB)	1983–1990 (8)	121	508	4,442	8.7	73	16
4. Dwight Clark	1979–1987 (9)	134	506	6,750	13.3	80t	48
5. Brent Jones (TE)	1987–1997 (11)	143	417	5,195	12.5	69t	33
6. Billy Wilson	1951–1960 (10)	100	407	5,902	14.5	77t	49
7. Gene Washington	1969–1977 (9)	124	371	6,664	17.9	79t	59
8. John Taylor	1987–1995 (9)	121	347	5,598	16.3	97t	43
9. Vernon Davis (TE)	2006–* (7)	104	345	4,351	12.6	73t	40
10. J.J. Stokes	1995–2002 (8)	111	327	4,139	12.7	53	30
11. Frank Gore (RB)	2005–* (8)	116	315	2,631	8.4	48	10
12. Freddie Solomon	1978–1985 (8)	114	310	4,873	15.7	93t	43
13. Tom Rathman	1986–1993 (8)	115	294	2,490	8.5	36	8
14. Bernie Casey	1961–1966 (6)	79	277	4,008	14.5	68t	27
15. Ken Willard (RB)	1965–1973 (9)	125	273	2,156	7.9	62	16
16. Michael Crabtree	2009–* (4)	58	260	3,345	12.9	60t	21
17. Gordie Soltau	1950–1958 (9)	107	249	3,487	14.0	54t	25
18. Earl Cooper	1980–1985 (6)	88	213	1,908	9.0	73t	12
19. Dave Parks	1964–1967 (4)	50	208	3,334	16.0	83t	27
20. Monty Stickles	1960–1967 (8)	102	207	2,993	14.5	54	14

MOST RECEPTIONS IN SINGLE SEASON

Player	Year	Rec	Yards	Avg	Lg	TD
1. Jerry Rice	1995	122	1,848	15.1	81t	15
2. Jerry Rice	1994	112	1,499	13.4	69t	13
3. Jerry Rice	1996	108	1,254	11.6	39	8
4. Terrell Owens	2002	100	1,300	13.0	76t	13
Jerry Rice	1990	100	1,502	15.0	64t	13
6. Jerry Rice	1993	98	1,503	15.3	80t	15
7. Terrell Owens	2000	97	1,451	15.0	69t	13
8. Terrell Owens	2001	93	1,412	15.2	60t	16
9. Roger Craig	1985	92	1,016	11.0	73	6
10. Derek Loville (RB)	1995	87	662	7.6	31	3
11. Jerry Rice	1986	86	1,570	18.3	66t	15
12. Michael Crabtree	2012	85	1,105	13.0	49t	9
Dwight Clark	1981	85	1,105	13.0	78t	4
14. Jerry Rice	1992	84	1,201	14.3	80t	10
15. Earl Cooper	1980	83	567	6.8	66t	4
16. Eric Johnson	2004	82	825	10.1	25	2
Jerry Rice	1998	82	1,157	14.1	75t	9
Jerry Rice	1989	82	1,483	18.1	68t	17
Dwight Clark	1980	82	991	12.1	71t	8

Led NFL

Led Conference

MOST RECEIVING YARDS, Career

Player	Yds
1. Jerry Rice	19,247
2. Terrell Owens	8,572
3. Dwight Clark	6,750
4. Gene Washington	6,664
5. Billy Wilson	5,902
6. John Taylor	5,598
7. Brent Jones	5,195
8. Freddie Solomon	4,873
9. Roger Craig	4,442
10. Vernon Davis	4,351

MOST TOUCHDOWNS, Career

Player	TD
1. Jerry Rice	176
2. Terrell Owens	81
3. Gene Washington	59
4. Billy Wilson	49
5. Dwight Clark	48
6. Freddie Solomon	43
John Taylor	43
8. Vernon Davis (TE)	40
9. Brent Jones (TE)	33
10. J.J. Stokes	30

BEST RECEIVING AVG., Career

Player	Avg
1. Gene Washington	18.0
2. John Taylor	16.1
3. Dave Parks	16.0
4. Freddie Solomon	15.7
5. Jerry Rice	15.0

(min. 200 attempts)

100-YARD GAMES, Career

Player	Games
1. Jerry Rice	66
2. Terrell Owens	25
3. Gene Washington	17
4. Dwight Clark	16
5. John Taylor	12

1,000-YD SEASONS, Career

Player	Seasons
1. Jerry Rice	12
2. Terrell Owens	5
3. John Taylor	2

ALL-TIME REGULAR SEASON RECEIVING

TOP SINGLE-GAME RECEIVING

MOST RECEIVING YARDS

Player	Game	Yards
1. Jerry Rice	vs. Min. (12/18/95)	289
2. John Taylor	at LA Rams (12/11/89)	286
3. Terrell Owens	vs. Chi. (12/17/00)	283
4. Jerry Rice	vs. LA Rams (12/9/85)	241
5. Dave Parks	at Bal. (10/3/65)	231
6. Jerry Rice	at Atl. (10/14/90)	225
Bernie Casey	at Chi. (11/13/66)	225
8. Jerry Rice	at Was. (11/17/86)	204
9. Gordie Softau	at NYG (11/9/52)	196
10. Billy Wilson	vs. Chi. (10/23/55)	192

MOST RECEPTIONS

Player	Game	Rec
1. Terrell Owens	vs. Chi. (12/17/00)	20
2. Jerry Rice	vs. LA Rams (11/20/94)	16
3. Jerry Rice	vs. Min. (12/18/95)	14
4. Eric Johnson	vs. Arz. (10/10/04)	13
Terrell Owens	vs. Phi. (11/25/02)	13
Jerry Rice	at Atl. (10/14/90)	13

MOST RECEIVING TOUCHDOWNS

Player	Game	TD
1. Jerry Rice	at Atl. (10/14/90)	5
2. Jerry Rice	at TB (11/14/93)	4
3. (17 Times) Last: Vernon Davis	at Hou. (10/25/09)	3

RECEIVING AVERAGE (5+ Attempts)

Player	Game	Avg
1. John Taylor	at Atl. (12/3/89), 5-162	32.4
2. Jerry Rice	at Dal. (11/12/95), 5-161	32.2
3. Gene Washington	vs. NE (10/31/71), 5-160	32.0
4. Jerry Rice	at GB (11/4/90), 6-187	31.2
5. Billy Wilson	at Bal. (12/2/56), 5-148	29.6

MOST CONSECUTIVE GAMES WITH A RECEPTION

Player	Game(s)	Games
1. Jerry Rice	(12/9/85) to (12/23/00)	225*
2. Terrell Owens	(10/20/96) to (12/21/03)	115
3. Dwight Clark	(9/14/80) to (9/13/87)	105

* NFL Record (streak extended to 274 in '04 as member of Raiders)

MOST RECEIVING TOUCHDOWNS, Season

Player	TD
1. Jerry Rice (1987).....	22
2. Jerry Rice (1989).....	17
3. Terrell Owens (2001).....	16
4. Jerry Rice (1995).....	15
Jerry Rice (1993).....	15
Jerry Rice (1986).....	15
7. Terrell Owens (1998).....	14
Jerry Rice (1991).....	14
9. (5 Times) Last: Vernon Davis (2009)	13

MOST RECEIVING YARDS, Season

Player	Yards
1. Jerry Rice (1995).....	1,848
2. Jerry Rice (1986).....	1,570
3. Jerry Rice (1993).....	1,503
4. Jerry Rice (1990).....	1,502
5. Jerry Rice (1994).....	1,499
6. Jerry Rice (1989).....	1,483
7. Terrell Owens (2000).....	1,451
8. Terrell Owens (2001).....	1,412
9. Dave Parks (1965).....	1,344
10. Jerry Rice (1989).....	1,306

CONSECUTIVE GAMES WITH A TOUCHDOWN RECEPTION

Player	Games
1. Jerry Rice (12/19/86 to 12/27/87).....	13
2. Terrell Owens (11/8/98 to 12/27/98).....	8
Jerry Rice (12/8/89 to 11/27/89).....	8
Dave Parks (11/7/65 to 9/11/66).....	8

BEST RECEIVING AVERAGE, Season

Player	Avg
1. Freddie Solomon (1983).....	21.4
2. Gene Washington (1974).....	21.2
3. Gene Washington (1970).....	20.8
4. Jerry Rice (1988).....	20.4
5. Gene Washington (1972).....	20.0

(min. 25 receptions)

MOST 100-YARD RECEIVING GAMES, Season

Player	Games
1. Jerry Rice (1995).....	9
2. Jerry Rice (1989).....	8
3. Jerry Rice (1990).....	7
4. Terrell Owens (2001).....	6
Dwight Clark (1982).....	6

CONSECUTIVE 100-YARD RECEIVING GAMES

Player	Games
1. Jerry Rice (10/29/95 to 11/20/95).....	4
2. Jerry Rice (12/10/95 to 12/24/95).....	3
Jerry Rice (9/10/89 to 9/24/89).....	3
Jerry Rice (9/11/88 to 9/25/88).....	3
Jerry Rice (11/15/87 to 11/29/87).....	3
Dwight Clark (12/11/82 to 12/26/82).....	3
Dwight Clark (9/12/82 to 11/21/82).....	3

ALL-TIME REGULAR SEASON SCRIMMAGE YARDS

ALL-TIME LEADERS IN TOTAL YARDS FROM SCRIMMAGE

Player	Years	Gms	Touches	Yards	Avg	Yds/Gm	TD
1. Jerry Rice (WR)	1985–2000 (16)	238	1,365	19,872	14.6	83.5	176
2. Roger Craig (RB)	1983–1990 (8)	121	2,194	11,506	5.2	95.1	66
3. Frank Gore (RB)	2005–* (8)	116	2,226	11,470	5.2	98.9	61
4. Terrell Owens (WR)	1996–2003 (8)	121	613	8,734	14.2	72.2	83
5. Joe Perry (RB)	1950–1960, '63 (12)	131	1,660	8,624	5.2	65.8	57
6. Ken Willard (RB)	1965–1973 (9)	125	1,855	8,086	4.4	64.7	61
7. Garrison Hearst (RB)	1997–2003 (7)	73	1,363	7,139	5.2	97.8	33
8. Hugh McElhenny (HB)	1952–1960 (9)	97	1,072	6,954	6.5	71.7	50
9. Dwight Clark (WR)	1979–1987 (9)	134	512	6,800	13.3	50.7	48
10. Gene Washington (WR)	1969–1977 (9)	124	376	6,663	17.7	53.7	59
11. Billy Wilson (E)	1951–1960 (10)	100	407	5,902	14.5	59.0	49
12. John Taylor (WR)	1987–1995 (9)	121	353	5,629	15.9	46.5	43
13. J.D. Smith (HB)	1956–1964 (9)	97	1,128	5,479	4.9	56.5	42
14. Freddie Solomon (WR)	1978–1985 (8)	114	357	5,202	14.6	45.6	43
15. Brent Jones (TE)	1987–1997 (11)	143	417	5,195	12.5	36.3	33
16. Kevan Barlow (RB)	2001–2005 (5)	72	1,028	4,757	4.6	66.1	27
17. Tom Rathman (RB)	1986–1993 (8)	115	810	4,392	5.4	38.2	34
18. Vernon Davis (TE)	2006–* (7)	104	350	4,362	12.5	41.9	40
19. Ricky Watters (RB)	1992–1994 (3)	43	793	4,290	5.4	99.8	33
20. Wilbur Jackson (RB)	1974–1979 (6)	72	893	4,188	4.7	58.2	13

MOST TOTAL YARDS FROM SCRIMMAGE IN SINGLE SEASON

Player	Year	Touches	Yards	Avg	Yds/Gm	TD
1. Frank Gore	2006	373	2,180	5.8	136.3	9
2. Garrison Hearst	1998	349	2,105	6.0	131.6	9
3. Roger Craig	1985	306	<u>2,066</u>	<u>6.8</u>	<u>129.1</u>	15
4. Roger Craig	1988	386	<u>2,036</u>	5.3	<u>127.3</u>	10
5. Jerry Rice	1995	127	1,884	<u>14.8</u>	117.8	16
6. Charlie Garner	2000	326	1,789	5.5	111.8	10
7. Charlie Garner	1999	297	1,764	5.9	110.3	6
8. Jerry Rice	1986	96	1,642	<u>17.1</u>	102.6	16
9. Ricky Watters	1994	305	1,596	5.2	99.8	11
10. Jerry Rice	1994	119	1,592	13.4	99.5	15
11. Jerry Rice	1993	101	1,572	<u>15.6</u>	98.3	<u>16</u>
12. Garrison Hearst	2001	293	1,553	5.3	97.1	5
13. Frank Gore	2007	313	1,538	4.9	102.5	6
14. Roger Craig	1989	320	1,527	4.8	95.4	7
15. Frank Gore	2009	281	1,526	5.4	109.0	13

Led NFL

Led Conference

MOST TOUCHES, Career

Player	Touches
1. Frank Gore	2,226
2. Roger Craig.....	2,194
3. Ken Willard	1,855
4. Joe Perry	1,660
5. Jerry Rice	1,365
6. Garrison Hearst.....	1,363
7. J.D. Smith.....	1,128
8. Hugh McElhenny.....	1,072
9. Kevan Barlow.....	1,028
10. Wilbur Jackson.....	893

BEST YARDS PER TOUCH, Career

Player	Avg
1. Jerry Rice	14.6
2. Hugh McElhenny.....	6.5
3. Tom Rathman	5.4
4. Ricky Watters.....	5.4
5. Roger Craig.....	5.2
6. Garrison Hearst.....	5.2
7. Joe Perry	5.2
8. Frank Gore	5.2
9. Delvin Williams	5.1
10. J.D. Smith.....	4.9

(min. 750 touches)

MOST TOUCHES, Season

Player	Touches
1. Roger Craig (1988).....	386
2. Frank Gore (2006)	373
3. Garrison Hearst (1998).....	349
4. Charlie Garner (2000).....	326
5. Roger Craig (1989).....	320

BEST YARDS PER TOUCH, Season

Player	Avg
1. Paul Hofer (1980).....	7.06
2. Roger Craig (1985).....	6.75
3. Delvin Williams (1975)	6.63
4. John David Crow (1965)	6.29
5. Joe Perry (1958).....	6.29

(min. 150 touches)

TOP SINGLE-GAME SCRIMMAGE YARD TOTALS

MOST YARDS IN SINGLE GAME

Player	Game	Yards
1. Jerry Rice	vs. Min. (12/18/95)	299
2. Terrell Owens	vs. Chi. (12/17/00)	288
3. John Taylor	at LA Rams (12/11/89)	286
4. Delvin Williams	vs. Was. (11/7/76)	279
5. Jerry Rice	vs. LA Rams (12/9/85)	255
6. Frank Gore	vs. Sea. (9/20/09)	246
7. Frank Gore	vs. Sea. (11/19/06)	238
8. Charlie Garner	at Dal. (9/24/00)	235
9. Garrison Hearst	vs. NYJ (9/6/98)	225
Jerry Rice	at Atl. (10/14/90)	225

MOST TOUCHES IN SINGLE GAME

Player	Game	Touches
1. Maurice Hicks	at Arz. (12/12/04)	39
Charlie Garner	at Dal. (9/24/00)	39
3. Delvin Williams	at StL (10/31/76)	35
4. Derek Loville	vs. Buf. (12/3/95)	34
5. Frank Gore	at Den. (12/31/06)	33
Frank Gore	at Sea. (12/14/06)	33
Kevan Barlow	at Phi. (12/21/03)	33
Garrison Hearst	vs. Sea. (12/1/02)	33
J.D. Smith	at Bal. (10/7/62)	33
10. (4 Times) Last: Frank Gore	vs. Det. (12/27/09)	32

ALL-TIME REGULAR SEASON INTERCEPTIONS

ALL-TIME INTERCEPTION LEADERS

Player	Years	Gms	INT	Yards	Avg	Lg	TD
1. Ronnie Lott	1981–1990 (10)	129	51	643	12.6	83t	5
2. Jimmy Johnson	1961–1976 (16)	213	47	615	13.1	63	2
3. Kermit Alexander	1963–1969 (7)	94	36	499	13.9	66t	1
4. Merton Hanks	1991–1998 (8)	125	31	380	12.3	67t	2
5. Dwight Hicks	1979–1985 (7)	96	30	586	19.5	72	3
6. Lowell Wagner	1950–1953, '55 (5)	47	25	331	13.2	40	0
7. Tony Parrish	2002–2006 (5)	66	22	504	22.9	60	1
Don Griffin	1986–1993 (8)	114	22	49	2.2	23	0
Rex Berry	1951–1956 (6)	66	22	404	18.4	44t	3
10. Dave Baker	1959–1961 (3)	38	21	294	14.0	40	0
11. Tim McDonald	1993–1999 (7)	111	20	325	16.3	73t	3
Dick Moegle	1955–1959 (5)	47	20	232	11.6	40	1
13. Zack Bronson	1997–2003 (7)	84	19	346	18.2	97t	2
14. Eric Wright	1981–1990 (10)	110	18	256	14.2	60t	2
Bruce Taylor	1970–1977 (8)	109	18	201	11.2	70	0
16. Carlton Williamson	1981–1987 (7)	88	17	294	17.3	82	1
17. Tim McKyer	1986–1989 (4)	51	16	62	3.9	21t	1
18. Walt Harris	2006–2008 (3)	46	15	151	10.1	42	1
Abe Woodson	1958–1964 (7)	89	15	159	10.6	61	0
20. Dashon Goldson	2007–* (6)	81	14	152	10.9	39t	1
Skip Vanderbundt	1969–1977 (9)	119	14	165	11.8	37t	2
Frank Nunley	1967–1976 (10)	137	14	136	9.7	24	0
Dave Wilcox	1964–1974 (11)	153	14	149	10.6	35	1

MOST INTERCEPTIONS IN SINGLE SEASON

Player	Year	INT	Yards	Avg	Lg	TD
1. Ronnie Lott	1986	10	134	13.4	57t	1
Dave Baker	1960	10	96	9.6	28	0
3. Tony Parrish	2003	9	202	22.4	49	0
Dwight Hicks	1981	9	239	26.6	72	1
Kermit Alexander	1968	9	155	17.2	66t	1
Lowell Wagner	1951	9	115	12.8	40	0
7. Walt Harris	2006	8	84	10.5	42	1
Dick Moegle	1957	8	107	13.4	40	0
Jim Cason	1951	8	147	18.4	65t	1
10. Tony Parrish	2002	7	204	29.1	60	0
Ahmed Plummer	2001	7	45	6.4	24	0
Zack Bronson	2001	7	165	23.6	97t	2
Merton Hanks	1994	7	93	13.3	38	0
Dave Waymer	1990	7	64	9.1	24	0
Tim McKyer	1988	7	11	1.6	7	0
Eric Wright	1983	7	164	23.4	60t	2
Ronnie Lott	1981	7	117	16.7	41t	3
Rex Berry	1953	7	142	20.3	29	1

MOST INT RETURN YARDS, Career

Player	Yards
1. Ronnie Lott	643
2. Jimmy Johnson	615
3. Dwight Hicks	586
4. Tony Parrish	504
5. Kermit Alexander	499
6. Rex Berry	404
7. Merton Hanks	380
8. Zack Bronson	346
9. Lowell Wagner	331
10. Tim McDonald	325

MOST INTs RETURNED FOR TD, Career

Player	TD
1. Ronnie Lott	5
2. Deion Sanders	3
Tim McDonald	3
Dwight Hicks	3
Rex Berry	3
6. (10 players) Last: Patrick Willis	2

MOST INT RETURN YARDS, Season

Player	Yards
1. Deion Sanders (1994)	303
2. Dwight Hicks (1981)	239
3. Tony Parrish (2002)	204
4. Tony Parrish (2004)	202
5. Zack Bronson (2001)	165

MOST INTs RETURNED FOR TD, Season

Player	TD
1. Deion Sanders (1994)	3
Ronnie Lott (1981)	3
3. Zack Bronson (2001)	2
Tim McDonald (1995)	2
Ken Norton (1995)	2
Tom Holmoe (1986)	2
Eric Wright (1983)	2
Dwight Hicks (1983)	2
Skip Vanderbundt (1972)	2

MOST INTs BY A NON-DB, Season

Player	INT
1. Jim Fahnhorst, LB (1986)	4
Keena Turner, LB (1984)	4
Frank Nunley, LB (1974)	4

Led NFL

Led Conference

TOP SINGLE-GAME INTERCEPTION TOTALS

MOST INTERCEPTIONS IN SINGLE GAME

Player	Game	INT
1. Dave Baker	at LA Rams (12/4/60)	4
2. Walt Harris	vs. Oak. (10/8/06)	3
Ronnie Heard	vs. Arz. (10/27/02)	3
Rod Woodson	vs. NO (9/14/97)	3
Eric Wright	at Min. (9/8/83)	3
Tony Leonard	vs. Cin. (10/1/78)	3
Dave Baker	at Dal. (11/20/60)	3

MOST INTs RETURNED FOR TD IN SINGLE GAME

Player	Game	INT
1. Ken Norton	at StL (10/22/95)	2
2. 46 Players	67 Times	1

MOST INTERCEPTION RETURN YARDS IN SINGLE GAME

Player	Game	Yards
1. Dwight Hicks	at Was. (10/4/81)	104
2. Zack Bronson	at Chi. (10/28/01)	97
3. Merton Hanks	vs. NO (11/22/93)	94
Al Randolph	vs. Chi. (12/11/66)	94
5. Deion Sanders	at Atl. (10/16/94)	93
6. Deion Sanders	at SD (12/11/94)	90
Kermit Alexander	at Pit. (11/24/68)	90
8. Tory Dixon	at GB (10/26/86)	88
9. Patrick Willis	at Sea. (9/14/08)	86
Eric Davis	vs. StL (11/26/95)	86

ALL-TIME REGULAR SEASON SACKS

ALL-TIME SACK LEADERS

Player	Years	Sacks
1. Bryant Young (DT)	1994–2007 (14)	89.5
2. Charles Haley (LB)	1986–1999 (7)	66.5
3. Dana Stubblefield (DT)	1993–2002 (7)	46.5
4. Dwaine Board (DE)	1982–1988 (10)	45.0
5. Chris Doleman (DE)	1996–1998 (3)	38.0
6. Aldon Smith (LB)	2011–* (2)	33.5
7. Justin Smith (DT)	2008–* (5)	32.0
Andre Carter (DE)	2001–2005 (5)	32.0
9. Jeff Stover (DE)	1982–1988 (7)	30.5
10. Roy Barker (DE)	1996–1998 (3)	30.0
11. Pierce Holt (DE)	1988–1992 (5)	29.5
12. Larry Roberts (DE)	1986–1993 (8)	28.0
Fred Dean (DE)	1981–1985 (5)	28.0
14. Tim Harris (LB)	1991–1995 (4)	26.0
15. Kevin Fagan (DE)	1987–1993 (7)	25.5
16. Ahmad Brooks (LB)	2009–* (4)	24.5
Dennis Brown (DE)	1990–1996 (7)	24.5
18. Michael Carter (NT)	1984–1992 (9)	22.5
19. Parys Haralson (LB)	2006–* (7)	21.5
Julian Peterson (LB)	2000–2005 (6)	21.5

Note: Includes figures since 1982, when sacks first became an official statistic

MOST SACKS IN SINGLE SEASON

Player	Year	Sacks
1. Aldon Smith	2012	19.5
2. Fred Dean	1983	17.5
3. Tim Harris	1992	17.0
4. Charles Haley	1990	16.0
5. Chris Doleman	1998	15.0
Dana Stubblefield	1997	15.0
7. Aldon Smith	2011*	14.0
8. Dwaine Board	1983	13.0
9. Andre Carter	2002	12.5
Roy Barker	1996	12.5

Led Conference *Rookie Year

MOST SACKS IN SINGLE GAME

Player	Game	Sacks
1. Fred Dean	vs. NO (11/13/83)	6.0
2. Aldon Smith	vs. Chi. (11/19/12)	5.5
3. Roy Barker	at StL (10/25/98)	4.0
Chris Doleman	at NO (10/11/98)	4.0
Dana Stubblefield	at Phi. (11/10/97)	4.0
Pierce Holt	vs. NYG (11/27/89)	4.0
Dwaine Board	at LA Raiders (9/22/85)	4.0

ALL-TIME REGULAR SEASON PUNTING

ALL-TIME LEADING PUNTERS (BY AVERAGE)

Player	Years	Punts	Yards	Avg	Net	Lg	In20	Blk
1. Andy Lee	2004–* (9)	790	36,295	45.9	39.2	82	245	3
2. Tommy Davis	1959–1969 (11)	511	22,833	44.7	NA	82	NA	2
3. Frankie Albert	1950–1952 (3)	139	5,830	41.9	NA	70	NA	1
4. Tommy Thompson	1995–1997 (3)	208	8,711	41.9	35.6	65	55	3
5. Tom Wittum	1973–1977 (5)	380	15,494	40.8	NA	68	NA	9
6. Jim Miller	1980–1982 (3)	214	8,686	40.6	31.7	80	36	1
7. Jason Baker	2001–2002 (2)	111	4,501	40.5	34.1	64	33	0
8. Max Runager	1984–1988 (5)	281	11,394	40.5	33.8	62	36	1
9. Klaus Wilmsmeyer	1992–1994 (3)	145	5,871	40.5	35.0	61	48	0
10. Chad Stanley	1999–2000 (2)	138	5,464	39.6	31.5	70	35	3

*minimum 100 punts

BEST PUNTING AVERAGE IN SINGLE SEASON

Player	Year	Punts	Yards	Avg	Net	Lg	In20	Blk
1. Andy Lee	2011	78	3,970	50.9	44.0 +	68	28	1
2. Andy Lee	2012	67	3,226	48.1	43.2	66	36	0
3. Andy Lee	2008	66	3,155	47.8	39.0	82	13	1
4. Andy Lee	2009	99	4,711	47.6	41.0	64	30	0
5. Andy Lee	2007	105	4,968	47.3	41.0	74	42	0
6. Andy Lee	2010	91	4,203	46.2	38.2	64	34	0
7. Tommy Davis	1965	54	2,471	45.8	NA	65	NA	0
8. Tommy Davis	1959	59	2,694	45.7	NA	71	NA	0
9. Tommy Davis	1962	48	2,188	45.6	NA	82	NA	0
10. Tommy Davis	1964	79	3,599	45.6	NA	68	NA	0

Led NFL

Led Conference

+ NFL Record

MOST PUNTS IN SINGLE GAME

Player	Game	Punts
1. Tom Wittum	vs. LA Rams (11/21/76)	11
2. Andy Lee	vs. Sea. (9/30/07)	10
Jim Miller	vs. Atl. (11/8/81)	10
Jim Miller	vs. LA Rams (10/25/81)	10
Mike Connell	at Atl. (11/5/78)	10
Mike Connell	vs. Cin. (10/1/78)	10
Tom Wittum	at Atl. (11/6/77)	10
Tom Wittum	vs. Atl. (10/23/76)	10
Tommy Davis	at Det. (10/6/63)	10

BEST PUNG AVERAGE IN SINGLE GAME

Player	Game	Avg
1. Andy Lee	vs. Sea. (9/11/11)	59.6
2. Andy Lee	at Bal. (11/24/11)	57.6
3. Andy Lee	at Pit. (9/23/07)	57.2
4. Andy Lee	at StL (1/1/12)	56.8
5. Andy Lee	at NE (12/16/12)	56.6
6. Andy Lee	vs. Dal. (9/18/11)	55.3
7. Klaus Wilmsmeyer	vs. Det. (10/9/94)	55.0
8. Andy Lee	at StL (12/21/08)	54.8

*minimum 4 punts

MOST PUNTS, Career

Player	Punts
1. Andy Lee	790
2. Tommy Davis	511
3. Tom Wittum	380
4. Max Runager	281
5. Steve Spurrier	230

MOST PUNTS INSIDE 20, Career

Player	In20
1. Andy Lee	245
2. Max Runager	84
3. Tommy Thompson	55
4. Barry Helton	50
5. Klaus Wilmsmeyer	48

*inside-the-20 became official stat in 1976

MOST PUNTS, Season

Player	Punts
1. Andy Lee (2005)	107
2. Andy Lee (2007)	105
3. Andy Lee (2009)	99
4. Andy Lee (2004)	96
Mike Connell (1978)	96

MOST PUNTS INSIDE 20, Season

Player	In20
1. Andy Lee (2007)	42
2. Andy Lee (2012)	36
3. Andy Lee (2010)	34
4. Andy Lee (2009)	30
Max Runager (1985)	30
6. Andy Lee (2011)	28

*inside-the-20 became official stat in 1976

ALL-TIME REGULAR SEASON PUNT RETURNS

ALL-TIME LEADERS IN PUNT RETURNS (BY AVERAGE)

Player	Years	PR	FC	Yards	Avg	Lg	TD
1. Manfred Moore	1974–1975 (2)	21	0	309	14.7	88t	1
2. Jim Cason	1950–1952, '54 (4)	24	NA	288	12.0	33	0
3. Ted Ginn Jr.	2010–* (3)	94	48	1,113	11.8	78t	2
4. Allen Rossum	2008–2009 (2)	27	8	307	11.4	45	0
5. Iheanyi Uwaezuoke	1996–1998 (3)	34	14	373	11.0	36	0
6. Dana McLemore	1982–1987 (6)	142	38	1,531	10.8	93t	4
7. Jimmy Williams	2001–2004 (4)	55	18	576	10.5	89t	1
8. Dexter Carter	1990–1996 (7)	117	56	1,213	10.4	78t	2
9. John Taylor	1987–1995 (9)	149	55	1,517	10.2	95t	2
10. Bruce Taylor	1970–1977 (8)	142	38	1,323	9.3	76	0

*minimum 20 returns

BEST PUNT RETURN AVERAGE IN SINGLE SEASON

Player	Year	PR	FC	Yards	Avg	Lg	TD
1. Jimmy Williams	2002	20	8	336	16.8	89t	1
2. Hugh McElhenny	1952	20	NA	284	14.2	94t	1
3. Ted Ginn Jr.	2010	24	18	321	13.4	78t	1
4. Joe Arenas	1951	21	NA	272	13.0	51	0
5. John Taylor	1988	44	7	556	12.6	95t	2
6. Dana McLemore	1987	21	7	265	12.6	83t	1
7. Ted Ginn Jr.	2011	38	18	466	12.3	55t	1
8. Dexter Carter	1993	34	20	411	12.1	72t	1
9. Bruce Taylor	1970	43	10	516	12.0	76	0
10. John Taylor	1989	36	20	417	11.6	37	0

*minimum 20 returns

Led NFL Led Conference

TOP SINGLE-GAME PUNT RETURN PERFORMANCES

MOST PUNT RETURN YARDS IN SINGLE GAME

Player	Game	Yards
1. Tony Leonard	vs. NO (10/17/76)	141
2. Bruce Taylor	at Hou. (11/15/70)	133
3. Dexter Carter	vs. Min. (10/3/93)	131
4. Dexter Carter	vs. Min. (12/18/95)	126
5. Dana McLemore	vs. LA Rams (1/2/83)	125

MOST PUNT RETURNS IN SINGLE GAME

Player	Game	Returns
1. Tony Leonard	vs. NO (10/17/76)	9
Ralph McGill	at Atl. (10/29/72)	9
3. Michael Lewis	vs. StL (11/18/07)	7
Dana McLemore	at NO (11/25/84)	7
Tony Leonard	at Atl. (11/6/77)	7
Tony Leonard	vs. LA Rams (11/21/76)	7
Ralph McGill	at Phi. (11/30/75)	7
Ralph McGill	vs. Atl. (10/12/75)	7

BEST PUNT RETURN AVERAGE IN SINGLE GAME

Player	Game	Avg
1. Ted Ginn Jr.	at StL (12/26/10)	32.3
2. Dexter Carter	vs. Min. (12/18/95)	31.5
3. Dana McLemore	vs. LA Rams (1/2/83)	31.3
4. Abe Woodson	at GB (10/21/62)	30.3
5. John Taylor	vs. Was. (11/21/88)	28.3
6. Chuck Levy	at Phi. (11/10/97)	27.3
7. Dexter Carter	vs. Min. (10/3/93)	26.2
8. Dana McLemore	at NYG (10/8/84)	25.8
9. Bruce Taylor	vs. NYG (12/21/75)	25.7
10. Freddie Solomon	vs. TB (10/26/80)	25.0

*minimum of 3 punt returns

MOST PUNT RETURNS, Career

Player	PR
1. John Taylor	149
2. Dana McLemore	142
Bruce Taylor	142
4. Joe Arenas	124
5. Kermit Alexander	120
6. Dexter Carter	117
7. Freddie Solomon	106
8. Ralph McGill	105
Abe Woodson	105
10. Hugh McElhenny	99

MOST PUNT RETURN YARDS, Career

Player	Yards
1. Dana McLemore	1,531
2. John Taylor	1,517
3. Bruce Taylor	1,323
4. Dexter Carter	1,213
5. Ted Ginn Jr.	1,113
6. Ralph McGill	964
7. Abe Woodson	949
8. Freddie Solomon	804
9. Kermit Alexander	782
10. Joe Arenas	774

MOST PUNT RETURN TDs, Career

Player	TD
1. Dana McLemore	4
2. Ted Ginn Jr.	2
Dexter Carter	2
John Taylor	2
Freddie Solomon	2
Kermit Alexander	2
Abe Woodson	2

MOST PUNT RETURNS, Season

Player	PR
1. R.W. McQuarters (1998)	47
2. Dana McLemore (1984)	45
3. Michael Lewis (2007)	44
John Taylor (1988)	44
5. Bruce Taylor (1970)	43
6. Ted Ginn Jr. (2011)	38
Dexter Carter (1996)	38
Don Griffin (1986)	38
Dana McLemore (1985)	38
10. Dexter Carter (1996)	36
John Taylor (1989)	36

MOST PUNT RETURN TDs, Season

Player	TD
1. John Taylor (1988)	2
Freddie Solomon (1980)	2

ALL-TIME REGULAR SEASON KICKOFF RETURNS

ALL-TIME LEADERS IN KICKOFF RETURNS (BY AVERAGE)

Player	Years	KR	Yards	Avg	Lg	TD
1. Abe Woodson	1958–1964 (7)	166	4,873	29.4	105t	5
2. Joe Arenas	1951–1957 (7)	139	3,798	27.3	96	1
3. Allen Rossum	2008–2009 (2)	54	1,411	26.1	104t	1
4. Lenny Lyles	1959–1960 (2)	42	1,091	26.0	97t	1
5. Vic Washington	1971–1973 (3)	84	2,178	25.9	98t	1
6. Mike Holmes	1974–1975 (2)	27	671	24.9	57	0
7. J.D. Smith	1956–1964 (9)	36	882	24.5	39	0
8. Amos Lawrence	1981–1982 (2)	26	627	24.1	92t	1
9. James Owens	1979–1980 (2)	72	1,728	24.0	101t	2
10. Kermit Alexander	1963–1969 (7)	137	3,271	23.9	56	0

*minimum 25 returns

BEST KICKOFF RETURN AVERAGE IN SINGLE SEASON

Player	Year	KR	Yards	Avg	Lg	TD
1. Joe Arenas	1953	16	551	34.4	82	0
2. Abe Woodson	1963	29	935	32.2	103t	3
3. Abe Woodson	1962	37	1,157	31.3	79	0
4. Lenny Lyles	1960	17	526	30.9	97t	1
5. Joe Arenas	1956	27	801	29.7	96	1
6. Abe Woodson	1960	17	498	29.3	64	0
7. Abe Woodson	1961	27	782	29.0	98t	1
8. Vic Washington	1972	27	771	28.6	98t	1
9. Abe Woodson	1964	32	880	27.5	70	0
10. Joe Arenas	1957	24	657	27.4	64	0

*minimum 1.25 ret/game

Led NFL

Led Conference

TOP SINGLE-GAME KICKOFF RETURN PERFORMANCES

MOST KICKOFF RETURN YARDS IN SINGLE GAME

Player	Game	Yards
1. Abe Woodson	vs. Det. (11/11/62)	210
2. Abe Woodson	at Det. (9/23/62)	205
3. Lenny Lyles	vs. Bal. (12/18/60)	202
4. Maurice Hicks	vs. SD (10/15/06)	195
5. Allen Rossum	vs. Phi. (10/12/08)	194

MOST KICKOFF RETURNS IN SINGLE GAME

Player	Game	Returns
1. Maurice Hicks	vs. SD (10/15/06)	9
Allen Rossum	vs. Phi. (10/12/08)	9
3. Maurice Hicks	at Was. (10/23/05)	8
4. (15 times) Last: Ted Ginn Jr.	at SD (12/16/10)	7

BEST KICKOFF RETURN AVERAGE IN SINGLE GAME

Player	Game	Avg
1. Lenny Lyles	vs. Bal. (12/18/60)	67.3
2. Doug Cunningham	vs. NO (10/22/67)	53.0
3. Abe Woodson	vs. Min. (9/29/63)	51.0
4. Allen Rossum	vs. Arz. (11/10/08)	46.5
5. Amos Lawrence	vs. LA Rams (11/22/81)	46.0
Abe Woodson	vs. NYG (11/17/63)	46.0

*minimum of 3 kickoff returns

MOST KICKOFF RETURNS FOR TOUCHDOWN IN SINGLE GAME

Player	Game	TD
1. (21 times) Last: Ted Ginn Jr.	vs. Sea. (9/11/11)	1

MOST KICKOFF RETURNS, Career

Player	KR
1. Dexter Carter	217
2. Maurice Hicks	185
3. Abe Woodson	166
4. Joe Arenas	139
5. Kermit Alexander	137
6. Ted Ginn Jr.	87
7. Vic Washington	84
8. Carl Monroe	76
9. James Owens	72
10. Paul Hofer	68
Doug Cunningham	68

MOST KICKOFF RETURN YARDS, Career

Player	Yards
1. Abe Woodson	4,873
2. Dexter Carter	4,707
3. Maurice Hicks	4,242
4. Joe Arenas	3,798
5. Kermit Alexander	3,271
6. Vic Washington	2,178
7. Ted Ginn Jr.	2,045
8. James Owens	1,728
9. Carl Monroe	1,660
10. Doug Cunningham	1,613

MOST KICKOFF RETURN TDs, Career

Player	TD
1. Abe Woodson	5
2. Dexter Carter	2
James Owens	2
Dave Williams	2
5. (10 times) Last: Ted Ginn Jr.	1

MOST KICKOFF RETURNS, Season

Player	KR
1. Maurice Hicks (2007)	63
2. Maurice Hicks (2006)	57
3. Vinny Sutherland (2001)	50
4. Dexter Carter (1994)	48
5. Ted Ginn Jr. (2010)	47
Allen Rossum (2008)	47
7. Dexter Carter (1996)	41
Dexter Carter (1990)	41
James Owens (1979)	41

MOST KICKOFF RETURN TDs, Season

Player	TD
1. Abe Woodson (1963)	3
2. 14 Players	1

49ERS LONGEST PLAYS

LONGEST RUNS FROM SCRIMMAGE

96t	Garrison Hearst vs. NYJ	9/6/98
89t	Hugh McElhenny at Dal. Texans	10/5/52
86t	Hugh McElhenny at GB	11/18/56
82t	Hugh McElhenny vs. Dal. Texans	10/26/52
80	Wilbur Jackson vs. NO	11/27/77
80t	Frank Gore vs. Sea	9/20/09
80t	Delvin Williams vs. Was.	11/7/76
80t	J.D. Smith vs. GB	12/7/58
79t	Frank Gore vs. Sea	9/20/09
78t	Kevan Barlow vs. Pit.	11/17/03
78t	Joe Perry vs. Dal. Texans	10/26/52
78t	Joe Perry vs. GB	12/10/50

LONGEST RUNS FROM SCRIMMAGE BY QUARTERBACK

50t	Colin Kaepernick vs. Mia	12/9/12
50	Colin Kaepernick at StL	12/2/12
49t	Steve Young vs. Min.	10/30/88
45	Y.A. Tittle at Bal. Colts	11/24/57
42	Frankie Albert at GB	11/26/50

LONGEST PASSES

97t	Steve Young to John Taylor at Atl.	11/3/91
96t	Joe Montana to Jerry Rice at SD	11/27/88
95t	Joe Montana to John Taylor at LA Rams	12/11/89
93t	Steve DeBerg to Freddie Solomon vs. Atl.	9/28/80
92t	Joe Montana to John Taylor at LA Rams	12/11/89
89t	Tim Rattay to Brandon Lloyd vs. Dal.	9/25/05
85t	Jim Plunkett to Delvin Williams vs. Was.	11/7/76
83t	John Brodie to Dave Parks at LA Rams	10/18/64
82	Steve Young to Terry Kirby at Atl.	10/19/97
81t	Steve Young to Garrison Hearst vs. NO	11/22/98
81t	Elvis Grbac to Jerry Rice at Dal.	11/12/95
81t	Steve Spurrier to Ted Kwalick vs. NO	10/22/72
80t	(7x) Last time: Steve Young to Jerry Rice at Det.	12/19/93

LONGEST PUNTS

86	Larry Barnes vs. Chi.	9/29/57
82	Andy Lee vs. NE	10/5/08
82	Tommy Davis vs. Min.	9/30/62
81	Andy Lee at TB	11/21/04
81	Tommy Davis at StL Cardinals	11/25/62
80	Jim Miller at Den.	9/19/82
79	Tommy Davis at Chi.	10/14/62
76	Larry Barnes vs. Bal.	12/8/57
75	Verl Lillywhite vs. Cle.	9/30/57
74	Andy Lee vs. Bal.	10/7/07
74	Tommy Davis vs. Chi.	10/30/51
72	Jon Kilgore vs. Chi.	12/6/69
71	Andy Lee vs. Sea	9/30/07
71	Andy Lee at StL	9/16/07
71	Tommy Davis vs. Chi.	10/25/59

LONGEST PUNT RETURNS

95t	John Taylor vs. Was.	11/21/88
94t	Hugh McElhenny at Chi.	10/19/52
93t	Dana McLemore vs. LA Rams	1/2/83
89t	Jimmy Williams vs. Sea	12/1/02
88t	Manfred Moore vs. Atl.	11/24/74
85t	Abe Woodson at GB	10/21/62
83t	Dana McLemore vs. Chi.	12/14/87
80t	Abe Woodson vs. Det.	11/5/61
79t	Dana McLemore at NYG	10/8/84
78t	Ted Ginn Jr. at StL	12/26/10
78t	Dexter Carter vs. Min.	12/18/95

LONGEST KICKOFF RETURNS

105t	Abe Woodson at LA Rams	11/8/59
104t	Allen Rossum at Arz.	11/11/08
103t	Abe Woodson vs. Min.	9/15/63
102t	Ted Ginn Jr. vs. Sea	9/11/11
101t	Terry Kirby vs. Car.	11/16/97
101t	James Owens at Det.	11/2/80
99t	Abe Woodson at NYG	11/17/63
98t	Dexter Carter vs. NO	12/1/91
98t	Vic Washington at Atl.	10/29/72
98t	Abe Woodson at Det.	10/1/61
97t	Vic Washington vs. Dal.	12/23/72
97t	Lenny Lyles vs. Bal.	12/18/60
96t	Dexter Carter at Was.	11/6/94
96	Joe Arenas vs. Bal.	12/16/56

LONGEST INTERCEPTION RETURNS

97t	Zack Bronson at Chi.	10/28/01
94t	Alvin Randolph vs. Chi.	12/11/66
93t	Deion Sanders at Atl.	10/16/94
90t	Deion Sanders at SD	12/11/94
88t	Tory Nixon at GB	10/26/86
86t	Eric Davis vs. StL	11/26/95
83t	Ronnie Lott at KC	12/26/82
82	Carlton Williamson vs. Sea	11/25/85
77t	Tom Holmoe vs. StL Cardinals	11/9/86
74t	Deion Sanders vs. NO	9/25/94
73t	Tim McDonald at Was.	11/6/94

LONGEST FUMBLE RETURNS

99t	Don Griffin vs. Chi.	12/23/91
96t	Lee Woodall vs. Buf.	12/3/95
80t	Dwaine Carpenter at Chi.	10/31/04
80t	Dwight Hicks at Was.	10/4/81
78t	Derrick Johnson at Arz. (Mexico City)	10/2/05
75t	Clark Miller at Det.	11/14/65
73t	Skip Vanderbundt at Dal.	11/23/72
71	Gerard Williams vs. NO	9/23/79
71t	Darnell Walker at Min.	10/24/99
66t	Windlan Hall vs. Phi.	12/2/73
65t	Keena Turner at Was.	12/1/85
63t	Tommy Hart at StL Cardinals	10/24/71

LONGEST FIELD GOALS

63*	David Akers at GB	9/9/12
56	Joe Nedney at StL	12/24/05
56	Mike Cofer at Atl.	10/14/90
55	David Akers at Det.	10/16/11
55	David Akers vs. Dal.	9/18/11
54	David Akers at Sea	12/23/12
54	Steve Mike-Mayer at LA Rams	11/9/75
54	Bruce Gossett vs. NO	10/21/73
53	David Akers at Cin.	9/25/11
53	Joe Nedney vs. Phi.	10/12/08
53	Ray Wersching at Det.	9/2/84
53	Tommy Davis at LA Rams	10/18/64

LONGEST RETURNS OF FIELD GOAL ATTEMPT

92t	Bruce Taylor at NO	12/13/70
74t	Nate Clements at NYG	10/19/08
62t	Johnny Jackson at Dal.	10/15/89
58t	Bruce Taylor at NO	9/26/71
41t	Donald Strickland vs. Phi.	10/12/08
38	Kermit Alexander vs. Phi.	11/20/66
30	Kermit Alexander at Phi.	9/20/64

*Tied NFL Record

NFL RECORDS HELD BY 49ERS

Most Consecutive Seasons Leading NFL in Passer Rating

4 Steve Young (1991–94)

Most Consecutive 300–Yard Passing Games

6 Steve Young (1998); tied with StL Kurt Warner (2000) and Oak. Rich Gannon (2000)

Highest Single–Game Completion Percentage (min. 15 atts.)

94.7 Alex Smith at Arz. (10/29/12)

Most Seasons Leading League in Passing Touchdowns

4 Steve Young (1992–94, '98); tied with Johnny Unitas (1957–60), Len Dawson (1962–63, 1965–66), Brett Favre (1995–97, 2003)

Most Receiving Touchdowns in a Game

5 Jerry Rice vs. Atl. (10/14/90); tied with Chi. Bob Shaw vs. Bal. (10/2/50) and SD Kellen Winslow vs. Oak. (11/22/81)

Most Interceptions in a Game

4 Dave Baker vs. LA Rams (12/4/60); tied with 17 others

Most Interceptions Returned for a Touchdown in a Game

2 Ken Norton vs. StL (10/22/95); tied with 26 others

Most Seasons Leading League in Kickoff Return Avg.

3 Abe Woodson (1959, 1962–63)

Most Points in a Season, No Touchdowns, Single Season

166 David Akers (2011)

Most Field Goals Attempted in a Season

52 David Akers (2011)

Most Field Goals Made in a Season

44 David Akers (2011)

Longest Field Goal Made

63 yds. David Akers (9/9/12); tied with 3 others

Highest Single Season Net Punting Average

44.0 Andy Lee (2011)

49ERS NFL LEADERS

RUSHING CHAMPIONS

1953	Joe Perry	1,018
1954	Joe Perry	1,049

PASSING CHAMPIONS (Passer Rating)

1970	John Brodie	93.9
1987	Joe Montana	102.1
1989	Joe Montana	112.4
1991	Steve Young	101.8
1992	Steve Young	107.0
1993	Steve Young	101.5
1994	Steve Young	112.8
1996	Steve Young	97.2
1997	Steve Young	104.7

49ERS NFL LEADERS

RECEIVING CHAMPIONS (Receptions)

1954	Billy Wilson	60
1956	Billy Wilson	60
1957	Billy Wilson	52
1965	Dave Parks	80
1968	Clifton McNeil	71
1982	Dwight Clark	60
1985	Roger Craig	92
1990	Jerry Rice	100
1996	Jerry Rice	108

RECEIVING CHAMPIONS (Touchdowns)

1953	Billy Wilson	10
1972	Gene Washington	12
1986	Jerry Rice	16
1987	Jerry Rice	22
1989	Jerry Rice	17
1990	Jerry Rice	13
1991	Jerry Rice	14
1993	Jerry Rice	16
1994	Jerry Rice	13
2001	Terrell Owens	16
2002	Terrell Owens	13
2009	Vernon Davis #	13

PUNTING CHAMPIONS (Based on Average)

1962	Tommy Davis	45.6
2011	Andy Lee	50.9

SCORING

1952	Gordy Soltau	94
1953	Gordy Soltau	114
1984	Ray Wersching	131
1987	Jerry Rice	138
1989	Mike Cofer	136
2011	David Akers	166*

KICKOFF RETURNS (Based on Average)

1953	Joe Arenas	34.4
1959	Abe Woodson	29.4
1962	Abe Woodson	31.3
1963	Abe Woodson	32.2

FIELD GOALS MADE

1960	Tommy Davis	19
2011	David Akers	44*

PUNT RETURNS (Based on Yards)

1960	Abe Woodson	174
1988	John Taylor	556

INTERCEPTIONS

1960	Dave Baker	10
1986	Ronnie Lott	10
2003	Tony Parrish	9#

*NFL Record #Shared NFL Lead

ROOKIE SEASON RECORDS

RUSHING ATTEMPTS

NO	ATT	PLAYER	YEAR
1.	191	Vic Washington	1971
2.	189	Ken Willard	1965
3.	174	Wilbur Jackson	1974
4.	171	Earl Cooper	1980
5.	129	John H. Johnson	1954
6.	127	Frank Gore	2005
7.	125	Kevan Barlow	2001
8.	109	Don Lisbon	1963
9.	98	Hugh McElhenny	1952
10.	96	Billy Kilmer	1961

RUSHING YARDS

NO	YDS	PLAYER	YEAR
1.	811	Vic Washington	1971
2.	778	Ken Willard	1965
3.	725	Roger Craig	1983
4.	720	Earl Cooper	1980
5.	705	Wilbur Jackson	1974
6.	684	Hugh McElhenny	1952
7.	681	John H. Johnson	1954
8.	608	Frank Gore	2005
9.	512	Kevan Barlow	2001
10.	509	Billy Kilmer	1961

RUSHING TOUCHDOWNS

NO	TD	PLAYER	YEAR
1.	10	Billy Kilmer	1961
2.	9	John H. Johnson	1954
3.	8	Roger Craig	1983
4t.	6	Hugh McElhenny	1952
	6	William Floyd	1994
6t.	5	Ken Willard	1965
	5	Dicky Moegle	1955
8t.	4	Kevan Barlow	2001
9t.	3	Frank Gore	2005
	3	Earl Cooper	1980
	3	Delvin Williams	1974
	3	Vic Washington	1971
	3	J.D. Smith	1958

RECEPTIONS

NO	REC	PLAYER	YEAR
1.	83	Earl Cooper	1980
2.	51	Gene Washington	1969
3.	49	Jerry Rice	1985
4t.	48	Michael Crabtree	2009
		Roger Craig	1983
6.	40	Eric Johnson	2001
7.	38	J.J. Stokes	1995
8t.	36	Dave Parks	1964
	36	Vic Washington	1971
10.	35	Terrell Owens	1996

RECEIVING YARDS

NO	YDS	PLAYER	YEAR
1.	927	Jerry Rice	1985
2.	711	Gene Washington	1969
3.	703	Dave Parks	1964
4.	625	Michael Crabtree	2009
5.	567	Earl Cooper	1980
6.	520	Terrell Owens	1996
7.	517	J.J. Stokes	1995
8.	402	Alex Loyd	1950
9.	395	R.C. Owens	1957
10.	367	Hugh McElhenny	1952

RECEIVING TOUCHDOWNS

NO	TD	PLAYER	YEAR
1.	8	Dave Parks	1964
2t.	5	Jimmy Thomas	1969
	5	R.C. Owens	1957
4t.	4	Terrell Owens	1996
	4	J.J. Stokes	1995
	4	Roger Craig	1983
	4	Earl Cooper	1980
	4	Vic Washington	1971
	4	Ken Willard	1965
	4	Carroll Hardy	1955

PASSES COMPLETED

NO	COMP	PLAYER	YEAR
1.	88	Tom Owen	1974
2.	84	Alex Smith	2005
3.	38	Earl Morrall	1956
4t.	23	Steve Spurrier	1967
	23	George Mira	1964
6t.	21	Jim Druckenmiller	1997
	21	Scott Bull	1976
	21	Dennis Morrison	1975
9.	19	Billy Kilmer	1961
10.	13	Joe Montana	1979

PASSING YARDS

NO	YDS	PLAYER	YEAR
1.	1,327	Tom Owen	1974
2.	875	Alex Smith	2005
3.	621	Earl Morrall	1956
4.	331	George Mira	1964
5.	286	Billy Kilmer	1961
6.	252	Scott Bull	1976
7.	239	Jim Druckenmiller	1997
8.	227	Dennis Morrison	1974
9.	211	Steve Spurrier	1967
10.	160	John Brodie	1957

PASSING TOUCHDOWNS

NO	TD	PLAYER	YEAR
1.	10	Tom Owen	1974
2t.	2	Scott Bull	1976
	2	George Mira	1964
	2	John Brodie	1957
5t.	1	Alex Smith	2005
	1	Jim Druckenmiller	1997
	1	Bill Musgrave	1991
	1	Joe Montana	1979
	1	Dennis Morrison	1974
	1	Bob Waters	1960
	1	Earl Morrall	1956

PASSES ATTEMPTED

NO	ATT	PLAYER	YEAR
1.	184	Tom Owen	1974
2.	165	Alex Smith	2005
3.	78	Earl Morrall	1956
4.	53	George Mira	1964
5.	52	Jim Druckenmiller	1997
6.	51	Dennis Morrison	1974
7.	50	Steve Spurrier	1967
8.	48	Scott Bull	1976
9.	34	Billy Kilmer	1961
10.	23	Joe Montana	1979

PASSES INTERCEPTED

NO	INT	PLAYER	YEAR
1.	15	Tom Owen	1974
2.	11	Alex Smith	2005
3.	7	Steve Spurrier	1967
4.	6	Earl Morrall	1956
5t.	5	Dennis Morrison	1974
	5	George Mira	1964
7t.	4	Jim Druckenmiller	1997
	4	Scott Bull	1976
	4	Billy Kilmer	1961
10.	3	John Brodie	1957

PUNT RETURNS

NO	RET	PLAYER	YEAR
1.	47	R.W. McQuarters	1998
2.	38	Don Griffin	1986
3.	35	Anthony Leonard	1976
4t.	22	Brandon Williams	2006
	22	Ralph McGill	1972
6t.	21	Vinny Sutherland	2001
	21	Joe Arenas	1951
8.	20	Hugh McElhenny	1952

PUNT RETURN YARDS

NO	YDS	PLAYER	YEAR
1.	406	R.W. McQuarters	1998
2.	377	Don Griffin	1986
3.	293	Anthony Leonard	1976
4.	284	Hugh McElhenny	1952
5.	272	Joe Arenas	1951
6.	219	Ralph McGill	1972

PUNT RETURN TOUCHDOWNS

NO	TD	PLAYER	YEAR
1t.	1	Otis Amey	2005
	1	R.W. McQuarters	1998
	1	Don Griffin	1986
	1	Dana McLemore	1982
	1	Anthony Leonard	1976
	1	Manfred Moore	1974
	1	Hugh McElhenny	1952

PUNTING ATTEMPTS

NO	ATT	PLAYER	YEAR
1.	96	Andy Lee	2004
2.	79	Tom Wittum	1973
3.	78	Barry Helton	1988
4.	77	Jim Miller	1980
5.	73	Steve Spurrier	1967

PUNTING YARDS

NO	YDS	PLAYER	YEAR
1.	3,990	Andy Lee	2004
2.	3,455	Tom Wittum	1973
3.	3,152	Jim Miller	1980
4.	3,069	Barry Helton	1988
5.	2,813	Jason Baker	2001

PUNTING AVERAGE*

NO	AVG	PLAYER	YEAR
1.	45.7	Tommy Davis	1959
2.	43.7	Tom Wittum	1973
3.	41.6	Andy Lee	2004
4.	40.9	Jim Miller	1980
5.	40.7	Jason Baker	2001

*minimum of 20 punts

ROOKIE SEASON RECORDS (CONT.)

KICKOFF RETURNS

NO	RET	PLAYER	YEAR
1.	50	Vinny Sutherland	2001
2.	41	James Owens	1979
3.	41	Dexter Carter	1971
4.	33	Vic Washington	1990
5t.	26	Rasheed Marshall	2005
	26	Anthony Leonard	1976
7.	21	Joe Arenas	1951

KICKOFF RETURN YARDS

NO	YDS	PLAYER	YEAR
1.	1,140	Vinny Sutherland	2001
2.	1,002	James Owens	1979
3.	858	Vic Washington	1971
4.	783	Dexter Carter	1990
5.	553	Anthony Leonard	1976
6.	542	Joe Arenas	1951

KICKOFF RETURN TOUCHDOWNS

NO	TD	PLAYER	YEAR
1t.	1	Amos Lawrence	1981
	1	James Owens	1979
	1	Dave Williams	1977

INTERCEPTIONS

NO	INT	PLAYER	YEAR
1.	7	Ronnie Lott	1981
2t.	6	Tim McKyer	1986
	6	Dicky Moegle	1955
4t.	5	Kermit Alexander	1963
	5	Jimmy Johnson	1961
	5	Dave Baker	1959
	5	Fred Bruney	1953
	5	Jim Powers	1950

INTERCEPTION RETURN YARDS

NO	YDS	PLAYER	YEAR
1.	138	Alvin Randolph	1967
2.	117	Ronnie Lott	1981
3.	116	Jimmy Johnson	1961
4.	81	Todd Shell	1984
5.	77	Rex Berry	1951

INTERCEPTION RETURN TOUCHDOWNS

NO	TD	PLAYER	YEAR
1.	3	Ronnie Lott	1981
2t.	1	Tim McKyer	1986
	1	Bill Belk	1968
	1	Alvin Randolph	1966

TOTAL TOUCHDOWNS

NO	TD	PLAYER	YEAR
1.	12	Roger Craig	1983
2t.	10	Billy Kilmer	1961
	10	Hugh McElhenny	1952
4t.	9	Earl Cooper	1980
	9	Ken Willard	1965
	9	John H. Johnson	1954

TOTAL POINTS

NO	PTS	PLAYER	YEAR
1.	105	Doug Brien	1994
2.	103	Wade Richey	1997
3.	72	Roger Craig	1983

SACKS

NO	SACKS	PLAYER	YEAR
1.	14.0	LB Aldon Smith	2011
2.	12.0	DT Charles Haley	1986
3.	10.5	DT Dana Stubblefield	1993
4.	6.5	DE Andre Carter	2001

ROOKIE SINGLE GAME RECORDS

RUSHING YARDS

NO	YDS	PLAYER	DATE	OPPONENT
1.	170	Hugh McElhenny	10/5/52	Dal.
2.	134	Amp Lee	12/13/92	Min.
3.	131	Billy Kilmer	10/8/61	LA Rams
4.	125	Vic Washington	11/28/71	NYJ
5t.	124	Dexter Carter	12/17/90	LA Rams
	124	John H. Johnson	11/20/54	Pit.
7.	118	Jimmy Thomas	12/6/69	Chi.
8.	108	Frank Gore	1/1/06	Hou.
9.	100	Ricky Watters	9/6/92	NYG

RUSHING TOUCHDOWNS

NO	TD	PLAYER	DATE	OPPONENT
1.	4	Billy Kilmer	10/15/61	Min.
2t.	3	Ricky Watters	10/18/92	Atl.
	3	Roger Craig	12/4/83	TB

RECEPTIONS

NO	REC	PLAYER	DATE	OPPONENT
1t.	10	Jerry Rice	12/9/85	LA Rams
	10	Earl Cooper	9/7/80	NO
3.	9	Earl Cooper	9/14/80	StL
4t.	8	Earl Cooper	10/26/80	TB
	8	Earl Cooper	10/19/80	LA Rams
	8	Monty Stickles	9/25/60	NYG

RECEIVING YARDS

NO	YDS	PLAYER	DATE	OPPONENT
1.	241	Jerry Rice	12/9/85	LA Rams
2.	146	Dave Parks	10/25/64	Min.
3.	131	Aaron Thomas	11/19/61	Chi.
4.	125	Clyde Conner	12/8/56	GB
5.	123	Monty Stickles	9/25/60	NYG

TOTAL TOUCHDOWNS

NO	TD	PLAYER	DATE	OPPONENT
1.	4	Billy Kilmer	10/15/61	Min.
2.	3	Roger Craig	12/4/83	TB

PUNT RETURN YARDS

NO	YDS	PLAYER	DATE	OPPONENT
1.	141	Anthony Leonard	10/17/76	NO
2.	133	Bruce Taylor	11/15/70	Houston
3.	125	Dana McLemore	1/2/83	LA Rams
4.	122	Hugh McElhenny	10/19/52	Chi.
5.	109	Ralph McGill	10/29/72	Atl.

KICKOFF RETURN YARDS

NO	YDS	PLAYER	DATE	OPPONENT
1.	179	Vic Washington	11/14/71	NO
2.	172	LaMichael James	12/23/12	Sea.
3.	163	Jamal Willis	10/15/95	Ind.
4.	159	Doug Cunningham	10/22/67	NO
5t.	147	Dana McLemore	12/2/82	LA Rams
	147	Vinny Sutherland	11/18/01	Car.

INTERCEPTIONS

NO	INT	PLAYER	DATE	OPPONENT
1t.	2	Tim McKyer	12/19/86	LA Rams
	2	Ronnie Lott	10/11/81	Det.
	2	Carlton Williamson	11/29/81	NYG
	2	Ricky Churchman	11/30/80	NE
	2	Jimmy Johnson	11/5/61	Det.
	2	Dicky Moegle	10/23/55	Chi.
	2	Rex Berry	10/21/51	Chi.
	2	Jimmy Powers	10/22/50	Det.

ROOKIE HIGHLIGHTS

LONG RUNS FROM SCRIMMAGE

NO	YDS	PLAYER	OPPONENT	DATE
1.	89t	Hugh McElhenny	at Dal.	10/5/52
2.	82t	Hugh McElhenny	Dal.	10/26/52
3.	75t	Jimmy Thomas	Chi.	12/6/69
4.	74t	Dexter Carter	at Atl.	10/14/90
5.	72t	Frank Gore	at Was.	10/23/05

LONG RECEPTIONS

NO	YDS	PLAYER	OPPONENT	DATE
1.	83t	Dave Parks	at LA Rams	10/18/64
2.	80t	Dave Parks	Min.	10/25/64
3.	79t	Dave Parks	at Min.	11/8/64
4.	78	Keith Henderson	Atl.	11/12/89
	78t	Carroll Hardy	Det.	10/30/55

LONG PUNTS

NO	YDS	PLAYER	OPPONENT	DATE
1.	86	Larry Barnes	Chi.	9/29/57
2.	81	Andy Lee	at TB	11/21/04
3.	71	Tommy Davis	Chi.	10/25/59
4.	70	Chad Stanley	at Jac.	9/12/99
5.	65	Jim Miller	at NYJ	9/21/80

LONG PUNT RETURNS

NO	YDS	PLAYER	OPPONENT	DATE
1.	94t	Hugh McElhenny	Chi.	10/16/52
2.	93t	Dana McLemore	LA Rams	1/2/83
3.	88t	Manfred Moore	Atl.	11/24/74
4.	76t	Don Griffin	Atl.	11/23/86
	76	Bruce Taylor	at Chi.	11/8/70

LONG KICKOFF RETURNS

NO	YDS	PLAYER	OPPONENT	DATE
1.	94	Doug Cunningham	NO	11/22/67
2.	92t	Amos Lawrence	LA Rams	11/22/81
3.	85t	James Owens	Den.	11/18/79
4.	80t	Dave Williams	at Min.	12/4/77
5.	74	Vic Washington	NE	10/31/71

LONG RETURNS OF FIELD GOAL ATTEMPTS

NO	YDS	PLAYER	OPPONENT	DATE
1.	92t	Bruce Taylor	at NO	12/13/70
2.	62t	Johnny Jackson	at Dal.	10/15/89

LONG COMPLETIONS

NO	YDS	PLAYER	OPPONENT	DATE
1.	79t	George Mira	at Min.	11/8/64
2.	68t	Tom Owen	at Chi.	11/17/74
3.	53t	Tom Owen	Atl.	11/24/74
4.	50t	Harry Sydney	NO	11/15/87
	50	Jim Powers	at Det.	10/8/50

LONG INTERCEPTION RETURNS

NO	YDS	PLAYER	OPPONENT	DATE
1.	94t	Alvin Randolph	Chi.	12/11/66
2.	70t	Jason Webster	Atl.	11/19/00
	70	Bruce Taylor	GB	11/1/70
4.	63	Jimmy Johnson	GB	12/10/61
5.	53t	Todd Shell	at NO	11/25/84

LONG FIELD GOALS

NO	YDS	PLAYER	OPPONENT	DATE
1.	54	Steve Mike—Mayer	at LA Rams	11/9/75
2.	52	Jose Cortez	StL	9/23/01
3.	49	Jose Cortez	at NYJ	10/1/01
4.	48	Doug Brien	at NO	11/28/94
5.	47	Doug Brien	at LA Rams	9/18/94

LONG FUMBLE RETURNS

NO	YDS	PLAYER	OPPONENT	DATE
1.	75t	Derrick Johnson	at Arz.	10/2/05
2.	34	Eric Davis	at LA Rams	12/17/90
3.	18	Ed Pine	at Min.	12/2/62
4.	17	Jamie Winborn	at NO	1/6/02
5.	16	Jack Capple	Min.	10/24/65

100-YARD RUSHING GAMES

Player	Game(s)	YDS (ATT-LG-TD)
1. Hugh McElhenny	at Dal. Texans (10/5/52)	170 (7-89t-1)
2. Joe Perry**	vs. Bal. (10/29/50)	142 (16-49-0)
3. Joe Perry**	vs. GB (12/10/50)	135 (9-78t-1)
4. Amp Lee	at Min. (12/13/92)	134 (23-43-1)
5. Billy Kilmer	vs. LA Rams (10/8/61)	131 (19-26-2)
6. Vic Washington	at NYJ (11/28/71)	125 (27-20-1)
7. Dexter Carter	at LA Rams (12/17/90)	124 (13-74t-1)
John Henry Johnson	at Pit. (11/20/54)	124 (17-24t-1)
9. Jimmy Thomas	vs. Chi. (12/6/69)	118 (6-75t-1)
10. Billy Kilmer	at Min. (10/15/61)	115 (20-21-4)
11. Ken Willard	at Min. (11/28/65)	113 (18-21-0)
12. Frank Gore	vs. Hou. (1/1/06)	108 (25-28-0)
Joe Arenas	vs. GB (12/9/51)	108 (12-14-2)
14. Billy Kilmer	at Det. (10/1/61)	103 (16-31-2)
Hugh McElhenny	at Chi. (10/19/52)	103 (12-25t-2)

**player who was in his 1st NFL season, but had previous prof experience.

100-YARD RECEIVING GAMES

Player	Game(s)	YDS (REC-TD)
1. Jerry Rice	vs. LA Rams (12/9/85)	241 (10-1)
2. Dave Parks	vs. Min. (10/25/64)	146 (5-1)
3. Aaron Thomas	vs. Chi. (11/19/61)	131 (3-2)
4. Clyde Conner	vs. GB (12/8/56)	125 (7-1)
5. Monty Stickles	vs. NYG (9/25/60)	123 (8-0)
6. Carroll Hardy	at GB (11/20/55)	122 (4-2)
7. Bernie Casey	vs. GB (12/10/61)	118 (5-1)
Hugh McElhenny	at NYG (11/9/52)	118 (4-0)
9. Dave Parks	at LA Rams (10/18/64)	112 (3-1)
10. Jerry Rice	vs. Dal. (12/22/85)	111 (7-0)
11. Terrell Owens	vs. Car. (12/8/96)	110 (5-1)
12. Alyn Beals**	vs. LA Rams (10/1/50)	106 (7-0)
J.J. Stokes	at Atl. (12/24/95)	106 (5-1)
14. Alex Loyd	at Cle. (11/12/50)	102 (5-0)
Don Lisbon	vs. Dal. (11/10/63)	102 (5-2)

**player who was in his 1st NFL season, but had previous prof experience.

CAREER 100/300 YARD GAMES

CAREER 100-YARD RUSHING GAMES

NO	PLAYER	W-L-T
32	Frank Gore	25-7-0
20	Joe Perry	16-4-0
16	Garrison Hearst	15-1-0
14	Roger Craig	11-3-0
12	Hugh McElhenny	8-4-0
12	J.D. Smith	7-5-0
10	Wendell Tyler	8-2-0
10	Delvin Williams	5-5-0
9	Ricky Watters	8-1-0
9	Ken Willard	5-3-1
6	Charlie Garner	3-3-0
5	Kevan Barlow	2-3-0
4	Billy Kilmer	4-0-0
3	Wilbur Jackson	2-1-0
3	Paul Hofer	0-3-0
2	Joe Cribbs	2-0-0
2	Larry Schreiber	2-0-0
2	Maurice Hicks	2-0-0
1	Brian Westbrook	1-0-0
1	Joe Arenas	1-0-0
1	Dexter Carter	1-0-0
1	Lenvil Elliott	1-0-0
1	Keith Henderson	1-0-0
1	John Henry Johnson	1-0-0
1	Terry Kirby	1-0-0
1	Amp Lee	1-0-0
1	Gary Lewis	1-0-0
1	Verl Lillywhite	1-0-0
1	Lawrence Phillips	1-0-0
1	C.R. Roberts	1-0-0
1	Jimmy Thomas	1-0-0
1	Vic Washington	1-0-0
1	O.J. Simpson	0-1-0
1	Steve Young	0-1-0
186		139-46-1

CAREER 300-YARD PASSING GAMES

NO	PLAYER	W-L-T
35	Joe Montana	26-9-0
28	Steve Young	21-7-0
14	Jeff Garcia	5-9-0
6	John Brodie	4-1-1
5	Y.A. Tittle	4-1-0
5	Steve DeBerg	0-5-0
3	Elvis Grbac	2-1-0
3	Alex Smith	1-2-0
2	Steve Bono	2-0-0
2	Jeff Kemp	1-1-0
2	Steve Spurrier	0-2-0
1	Troy Smith	1-0-0
1	Tim Rattay	1-0-0
1	George Mira	1-0-0
1	Tom Owen	1-0-0
1	J.T. O'Sullivan	1-0-0
1	Shaun Hill	0-1-0
1	Mike Moroski	0-1-0
112		71-40-1

CAREER 100-YARD RECEIVING GAMES

NO	PLAYER	W-L-T
66	Jerry Rice	46-20-0
25	Terrell Owens	15-10-0
17	Gene Washington	11-5-1
16	Dwight Clark	11-5-0
12	John Taylor	10-2-0
11	Freddie Solomon	5-6-0
11	Dave Parks	2-8-1
10	Gordy Soltau	5-5-0
9	Bernie Casey	3-4-2
9	Billy Wilson	3-4-2
8	R.C. Owens	5-2-1
8	Vernon Davis	3-5-0
7	Michael Crabtree	4-3-0
5	Monty Stickles	3-2-0
4	Paul Hofer	2-2-0
4	J.J. Stokes	2-2-0
3	J.R. Boone	2-1-0
3	Dick Witcher	2-1-0
3	Clinton McNeil	1-2-0
3	Ted Kwalick	0-2-1
3	Garrison Hearst	2-1-0
3	Brandon Lloyd	0-3-0
2	Isaac Bruce	1-1-0
2	Antonio Bryant	1-1-0
2	Clyde Conner	2-0-0
2	Roger Craig	2-0-0
2	John David Crow	1-1-0
2	Eric Johnson	1-1-0
2	Hugh McElhenny	1-1-0
1	Joshua Morgan	0-1-0
1	Frank Gore	0-1-0
1	Danny Abramowicz	1-0-0
1	Arnaz Battle	0-1-0
1	Alyn Beals	0-1-0
1	Jimmy Cason	0-1-0
1	Curtis Conway	0-1-0
1	Charlie Garner	0-1-0
1	Carroll Hardy	0-1-0
1	Jimmy Johnson	1-0-0
1	Brent Jones	1-0-0
1	Don Lisbon	1-0-0
1	Alex Loyd	0-1-0
1	Willie McGee	1-0-0
1	Jeff Moore	1-0-0
1	Renaldo Nehemiah	1-0-0
1	Joe Perry	0-1-0
1	Ted Popson	1-0-0
1	Tom Rathman	1-0-0
1	Mike Sherrard	0-1-0
1	J.D. Smith	1-0-0
1	Aaron Thomas	1-0-0
1	Ricky Watters	1-0-0
1	Cedrick Wilson	0-1-0
1	Mike Wilson	1-0-0
278		157-113-8

49ERS 300-YARD PASSERS

303 – Alex Smith vs. Buf.	10/7/12 (18 of 24)	476 – Joe Montana at Atl.	10/14/90 (32 of 49)
356 – Troy Smith vs. STL	11/15/10 (17 of 28)	318 – Joe Montana at Hou.	10/7/90 (20 of 28)
309 – Alex Smith vs. Phi.	10/10/10 (25 of 39)	398 – Joe Montana vs. Atl.	9/23/90 (24 of 36)
310 – Alex Smith at Sea.	12/6/09 (27 of 45)	390 – Joe Montana vs. Was.	9/16/90 (29 of 44)
303 – Shaun Hill at Dal.	11/23/08 (21 of 33)	458 – Joe Montana at LA Rams	12/11/89 (30 of 42)
321 – J.T. O’Sullivan at Sea.	9/14/08 (20 of 32)	325 – Joe Montana vs. GB	11/19/89 (30 of 42)
417 – Tim Rattay vs. Arz.	10/10/04 (38 of 57)	302 – Joe Montana vs. NO	11/6/89 (22 of 31)
344 – Jeff Garcia at Cin.	12/14/03 (26 of 33)	428 – Joe Montana at Phi.	9/24/89 (25 of 34)
337 – Jeff Garcia at SD	11/17/02 (25 of 43)	302 – Joe Montana at Sea.	9/25/88 (20 of 29)
305 – Jeff Garcia at Car.	11/18/01 (34 of 54)	343 – Joe Montana vs. Atl.	9/18/88 (32 of 48)
332 – Jeff Garcia at Atl.	10/14/01 (27 of 41)	308 – Joe Montana at GB	12/6/87 (26 of 35)
335 – Jeff Garcia vs. Atl.	9/9/01 (26 of 40)	342 – Joe Montana vs. Cle.	11/29/87 (23 of 31)
402 – Jeff Garcia vs. Chi.	12/17/00 (36 of 44)	304 – Joe Montana at TB	11/22/87 (29 of 45)
305 – Jeff Garcia vs. NO	12/10/00 (25 of 38)	334 – Joe Montana vs. STL Cardinals	10/18/87 (31 of 39)
323 – Jeff Garcia at SD	12/3/00 (18 of 32)	316 – Joe Montana at Pit.	9/13/87 (34 of 49)
307 – Jeff Garcia at Car.	10/22/00 (25 of 39)	441 – Joe Montana at Was.	11/17/86 (33 of 60)
336 – Jeff Garcia at GB	10/15/00 (27 of 42)	332 – Mike Moroski at NO	11/2/86 (23 of 40)
336 – Jeff Garcia vs. Oak.	10/8/00 (28 of 41)	359 – Jeff Kemp vs. Min.	10/12/86 (23 of 42)
373 – Jeff Garcia at Atl.	1/3/00 (26 of 34)	332 – Jeff Kemp vs NO	9/21/86 (29 of 44)
303 – Jeff Garcia at Car.	12/18/99 (29 of 46)	356 – Joe Montana at TB	9/7/86 (32 of 46)
437 – Jeff Garcia at Cin.	12/5/99 (33 of 49)	322 – Joe Montana vs. Dal.	12/22/85 (24 of 34)
309 – Steve Young at NO	10/11/98 (21 of 40)	354 – Joe Montana at NO	12/15/85 (25 of 38)
342 – Steve Young at Atl.	11/15/98 (21 of 40)	328 – Joe Montana vs. LA Rams	12/9/85 (26 of 36)
331 – Steve Young vs. Ind.	10/18/98 (33 of 51)	306 – Joe Montana at LA Rams	10/27/85 (22 of 30)
329 – Steve Young at Buf.	10/4/98 (23 of 38)	429 – Joe Montana at Atl.	10/6/85 (37 of 57)
387 – Steve Young vs. Atl.	9/27/98 (28 of 39)	301 – Joe Montana vs. Cin.	11/4/84 (27 of 42)
303 – Steve Young at Was.	9/14/98 (21 of 32)	365 – Joe Montana at LA Rams	10/28/84 (21 of 31)
363 – Steve Young vs. NYJ	9/6/98 (26 of 46)	353 – Joe Montana at Hou.	10/21/84 (25 of 35)
336 – Steve Young vs. Atl.	9/21/97 (17 of 24)	381 – Joe Montana vs. Was.	9/10/84 (24 of 40)
393 – Steve Young vs. Car.	12/8/96 (27 of 41)	358 – Joe Montana at LA Rams	10/23/83 (25 of 39)
316 – Steve Young at Atl.	12/24/95 (31 of 44)	316 – Joe Montana vs. LA Rams	10/9/83 (28 of 42)
425 – Steve Young vs. Min.	12/18/95 (30 of 49)	341 – Joe Montana at STL Cardinals	9/18/83 (20 of 32)
336 – Steve Young at Car.	12/10/95 (31 of 45)	356 – Joe Montana vs. SD	12/11/82 (31 of 46)
382 – Elvis Grbac at Mia.	11/20/95 (31 of 41)	305 – Joe Montana vs. LA Rams	12/2/82 (26 of 37)
327 – Elvis Grbac at Car.	11/5/95 (26 of 37)	334 – Joe Montana vs. NO	11/28/82 (27 of 42)
305 – Elvis Grbac at Dal.	11/12/95 (20 of 30)	408 – Joe Montana at STL Cardinals	11/21/82 (26 of 39)
348 – Steve Young at Det.	9/25/95 (27 of 44)	336 – Joe Montana at Den.	9/19/82 (26 of 37)
331 – Steve Young vs. Atl.	9/10/95 (27 of 40)	345 – Steve DeBerg at Atl.	9/28/80 (32 of 51)
350 – Steve Young vs. Den.	12/17/94 (20 of 29)	345 – Steve DeBerg vs. Atl.	12/16/79 (29 of 54)
304 – Steve Young at SD	12/11/94 (25 of 32)	348 – Steve DeBerg vs. Chi. Bears	10/28/79 (26 of 41)
325 – Steve Young vs. LA Rams	11/20/94 (30 of 44)	306 – Steve DeBerg vs. Sea.	10/7/79 (31 of 40)
355 – Steve Young at LA Rams	9/18/94 (31 of 39)	321 – Steve DeBerg at Hou.	9/17/78 (20 to 32)
308 – Steve Young vs. LA Raiders	9/5/94 (19 of 32)	316 – Tom Owen at Chi.	11/17/74 (15 of 26)
354 – Steve Young at Det.	12/19/93 (17 of 23)	320 – Steve Spurrier vs. Min.	10/14/73 (31 of 48)
462 – Steve Young at LA Rams	11/28/93 (26 of 32)	315 – Steve Spurrier at GB	11/5/72 (19 of 37)
311 – Steve Young at TB	11/14/93 (23 of 29)	317 – John Brodie at Chi.	11/8/70 (21 of 28)
342 – Steve Young vs. Phi.	11/29/92 (24 of 35)	301 – John Brodie vs. GB	12/1/68 (24 of 39)
399 – Steve Young vs. Atl.	10/18/92 (18 of 28)	324 – George Mira at Atl.	12/10/67 (20 of 34)
449 – Steve Young vs. Buf.	9/13/92 (26 of 37)	328 – John Brodie vs. GB	12/10/61 (19 of 29)
338 – Steve Young vs. Chi.	12/23/91 (21 of 32)	322 – John Brodie vs. Chi.	11/19/61 (11 of 19)
347 – Steve Bono vs. NO	12/1/91 (27 of 41)	316 – Y.A. Tittle at Det.	10/16/55 (15 of 31)
306 – Steve Bono at LA Rams	11/25/91 (18 of 33)	371 – Y.A. Tittle vs. Bal.	12/13/53 (29 of 44)
348 – Steve Young vs. Atl.	10/13/91 (22 of 38)	301 – Y.A. Tittle at LA Rams	11/8/53 (18 of 32)
348 – Steve Young vs. SD	9/8/91 (26 of 36)	304 – Y.A. Tittle vs. Chi.	11/1/53 (25 of 43)
411 – Joe Montana at GB	11/4/90 (25 of 40)	341 – Y.A. Tittle at NYG	11/9/52 (16 of 29)

49ERS 100-YARD RUSHERS SINCE 1970

131 – Frank Gore vs. Sea.	10/18/12 (16 carries)	105 – Ricky Watters at NO	11/28/94 (26 carries)
106 – Frank Gore vs. Buf.	10/7/12 (14 carries)	103 – Ricky Watters vs. TB	10/23/94 (14 carries)
112 – Frank Gore at GB	9/9/12 (16 carries)	116 – Ricky Watters vs. NO	11/22/93 (16 carries)
107 – Frank Gore at Was.	11/6/11 (19 carries)	135 – Ricky Watters at NO	9/26/93 (25 carries)
134 – Frank Gore vs. Cle.	10/30/11 (31 carries)	112 – Ricky Watters vs. Atl.	9/19/93 (19 carries)
141 – Frank Gore at Det.	10/16/11 (15 carries)	134 – Amp Lee at Min.	12/13/92 (23 carries)
125 – Frank Gore vs. TB	10/9/11 (20 carries)	163 – Ricky Watters at LA Rams	11/22/92 (26 carries)
127 – Frank Gore at Phi.	10/2/11 (15 carries)	115 – Ricky Watters vs. NO	11/15/92 (21 carries)
136 – Brian Westbrook at Arz.	11/29/10 (23 carries)	104 – Ricky Watters at NE	10/11/92 (19 carries)
118 – Frank Gore vs. Den. (London)	10/31/10 (29 carries)	100 – Ricky Watters at NYG	9/6/92 (13 carries)
102 – Frank Gore at Car.	10/24/10 (19 carries)	104 – Keith Henderson vs. Det.	10/20/91 (20 carries)
149 – Frank Gore vs. Oak.	10/17/10 (25 carries)	102 – Steve Young vs. NO	12/23/90 (8 carries)
112 – Frank Gore vs. NO	9/20/10 (20 carries)	124 – Dexter Carter at LA Rams	12/17/90 (13 carries)
107 – Frank Gore at StL	1/3/10 (23 carries)	105 – Roger Craig vs. Buf.	12/17/89 (25 carries)
107 – Frank Gore at Phi.	12/20/09 (16 carries)	109 – Roger Craig vs. Atl.	11/12/89 (17 carries)
167 – Frank Gore vs. Arz.	12/14/09 (25 carries)	131 – Roger Craig at Ind.	9/10/89 (24 carries)
104 – Frank Gore vs. Chi.	11/12/09 (25 carries)	115 – Roger Craig vs. NO	12/11/88 (22 carries)
207 – Frank Gore vs. Sea.	9/20/09 (16 carries)	103 – Roger Craig at Atl.	12/4/88 (23 carries)
106 – Frank Gore vs. StL	11/16/08 (18 carries)	162 – Roger Craig at Phx.	11/6/88 (22 carries)
101 – Frank Gore vs. Phi.	10/12/08 (19 carries)	190 – Roger Craig at LA Rams	10/16/88 (22 carries)
130 – Frank Gore vs. Det.	9/21/08 (27 carries)	143 – Roger Craig vs. Den.	10/9/88 (26 carries)
138 – Frank Gore vs. Cin.	12/15/07 (29 carries)	107 – Roger Craig at Sea.	9/25/88 (21 carries)
116 – Frank Gore at Arz.	11/25/07 (21 carries)	110 – Roger Craig at NYG	9/11/88 (18 carries)
153 – Frank Gore at Den.	12/31/06 (31 carries)	104 – Roger Craig at LA Rams	11/1/87 (23 carries)
130 – Frank Gore vs. GB	12/10/06 (18 carries)	107 – Joe Cribbs at NE	12/14/86 (23 carries)
144 – Frank Gore at Sea.	12/14/06 (29 carries)	101 – Roger Craig vs. Atl.	11/23/86 (17 carries)
134 – Frank Gore at StL	11/26/06 (21 carries)	105 – Joe Cribbs vs. StL	11/9/86 (21 carries)
212 – Frank Gore vs. Sea.	11/19/06 (24 carries)	111 – Wendell Tyler vs. KC	11/17/85 (16 carries)
159 – Frank Gore at Det.	11/12/06 (22 carries)	117 – Roger Craig at Den.	11/11/85 (22 carries)
111 – Frank Gore at Chi.	10/29/06 (12 carries)	107 – Wendell Tyler at Det.	10/20/85 (16 carries)
134 – Frank Gore vs. Oak.	10/8/06 (27 carries)	107 – Roger Craig vs. Atl.	9/15/85 (11 carries)
127 – Frank Gore vs. StL	9/17/06 (29 carries)	125 – Wendell Tyler at Min.	9/8/85 (21 carries)
108 – Frank Gore vs. Hou	1/1/06 (25 carries)	117 – Wendell Tyler at NO	11/25/84 (15 carries)
109 – Maurice Hicks at StL	12/24/05 (10 carries)	108 – Wendell Tyler at Hou.	10/21/84 (23 carries)
101 – Kevan Barlow vs. TB	10/30/05 (26 carries)	101 – Wendell Tyler at NYG	10/8/84 (14 carries)
103 – Kevan Barlow at NE	1/2/05 (25 carries)	113 – Wendell Tyler at Phi.	9/23/84 (21 carries)
139 – Maurice Hicks at Arz.	12/12/04 (34 carries)	102 – Wendell Tyler vs. TB	12/4/83 (16 carries)
114 – Kevan Barlow at NO	9/19/04 (20 carries)	108 – Wendell Tyler at StL	9/18/83 (18 carries)
154 – Kevan Barlow at Phi.	12/21/03 (30 carries)	107 – Wendell Tyler at Min.	9/8/83 (19 carries)
154 – Kevan Barlow vs. Arz.	12/7/03 (18 carries)	125 – Lenvil Elliot vs. NO	12/7/80 (20 carries)
117 – Garrison Hearst vs. TB	10/19/03 (20 carries)	147 – Paul Hofer at NO	11/11/79 (17 carries)
124 – Garrison Hearst vs. Sea.	12/1/02 (31 carries)	102 – Paul Hofer at Oak.	11/4/79 (12 carries)
116 – Garrison Hearst vs. StL	10/6/02 (13 carries)	104 – Paul Hofer vs. LA Rams	11/19/78 (20 carries)
103 – Garrison Hearst vs. Mia.	12/16/01 (26 carries)	108 – O.J. Simpson vs. Chi.	9/10/78 (27 carries)
124 – Garrison Hearst vs. Buf	12/2/01 (25 carries)	107 – Delvin Williams at Min.	12/4/77 (27 carries)
106 – Garrison Hearst at Ind.	11/25/01 (12 carries)	190 – Wilbur Jackson vs. NO	11/27/77 (16 carries)
145 – Garrison Hearst vs. NO	11/11/01 (17 carries)	123 – Wilbur Jackson at NO	11/13/77 (22 carries)
102 – Charlie Garner vs. KC	11/12/00 (25 carries)	110 – Delvin Williams at NO	11/13/77 (25 carries)
109 – Charlie Garner vs. Oak.	10/8/00 (24 carries)	106 – Delvin Williams vs. Det.	10/23/77 (27 carries)
201 – Charlie Garner at Dal.	9/24/00 (36 carries)	104 – Delvin Williams at SD	12/5/76 (26 carries)
129 – Charlie Garner vs. Was	12/26/99 (16 carries)	156 – Wilbur Jackson vs. Min.	11/29/76 (30 carries)
107 – Charlie Garner vs. Atl.	12/12/99 (26 carries)	153 – Delvin Williams vs. Min.	11/29/76 (20 carries)
166 – Charlie Garner vs. Pit	11/7/99 (20 carries)	180 – Delvin Williams vs. Was.	11/7/76 (23 carries)
102 – Lawrence Phillips at Arz.	9/27/99 (9 carries)	194 – Delvin Williams at StL Cardinals	10/31/76 (34 carries)
107 – Garrison Hearst at NE	12/20/98 (27 carries)	121 – Delvin Williams at GB	9/12/76 (25 carries)
198 – Garrison Hearst vs. Det.	12/14/98 (24 carries)	104 – Delvin Williams at Atl.	12/14/75 (10 carries)
139 – Garrison Hearst at Car.	12/6/98 (20 carries)	106 – Delvin Williams vs. Chi.	11/16/75 (12 carries)
166 – Garrison Hearst vs. NYG	11/30/98 (20 carries)	129 – Ken Willard at NYJ	11/28/71 (15 carries)
138 – Garrison Hearst at Was	9/14/98 (22 carries)	125 – Vic Washington at NYJ	11/28/71 (27 carries)
187 – Garrison Hearst vs. NYJ	9/6/98 (20 carries)	106 – Larry Schreiber vs. Atl.	11/24/74 (20 carries)
104 – Garrison Hearst vs. Dal.	11/2/97 (22 carries)	117 – Ken Willard vs. Phi.	12/2/73 (15 carries)
105 – Garrison Hearst at Atl.	10/19/97 (18 carries)	104 – Larry Schreiber vs. Bal.	11/12/72 (17 carries)
141 – Garrison Hearst at Car.	9/29/97 (28 carries)	105 – Ken Willard vs. Cle.	9/27/70 (22 carries)
105 – Terry Kirby at Atl.	12/2/96 (12 carries)		

49ERS 100-YARD RECEIVERS SINCE 1970

172 – Michael Crabtree vs. Arz.	12/30/12 (8 catches)	162 – Jerry Rice vs. Atl.	9/27/98 (8 catches)
107 – Michael Crabtree at NE	12/16/12 (7 catches)	105 – Garrison Hearst vs. Atl.	9/27/98 (4 catches)
101 – Michael Crabtree at STL	12/2/12 (7 catches)	111 – J.J. Stokes vs. NYJ	9/6/98 (7 catches)
113 – Michael Crabtree vs. Buf.	10/7/12 (6 catches)	129 – Jerry Rice vs. Car.	12/8/96 (10 catches)
106 – Vernon Davis vs. Buf.	10/7/12 (5 catches)	110 – Terrell Owens vs. Car.	12/8/96 (5 catches)
118 – Vernon Davis at STL	1/1/12 (8 catches)	116 – Ted Popson vs. Cin.	10/20/96 (8 catches)
120 – Michael Crabtree vs. Arz.	11/20/11 (5 catches)	108 – Jerry Rice at STL	10/6/96 (7 catches)
114 – Vernon Davis at Cin.	9/25/11 (8 catches)	127 – Jerry Rice at Car.	9/22/96 (10 catches)
122 – Michael Crabtree at STL	12/26/10 (6 catches)	153 – Jerry Rice at Atl.	12/24/95 (12 catches)
106 – Joshua Morgan at SD	12/16/10 (7 catches)	106 – J.J. Stokes at Atl.	12/24/95 (5 catches)
126 – Vernon Davis at GB	12/5/10 (4 catches)	289 – Jerry Rice vs. Min.	12/18/95 (14 catches)
105 – Michael Crabtree vs. Phi.	10/10/10 (9 catches)	121 – Jerry Rice at Car.	12/10/95 (6 catches)
104 – Vernon Davis vs. Phi.	10/10/10 (5 catches)	149 – Jerry Rice at Mia.	11/20/95 (8 catches)
102 – Frank Gore at KC	9/26/10 (9 catches)	161 – Jerry Rice at Dal.	11/12/95 (5 catches)
111 – Vernon Davis at Sea.	12/6/09 (6 catches)	111 – Jerry Rice vs. Car.	11/5/95 (8 catches)
108 – Vernon Davis at GB	11/22/09 (6 catches)	108 – Jerry Rice vs. NO	10/29/95 (8 catches)
102 – Vernon Davis vs. Ten.	11/8/09 (10 catches)	181 – Jerry Rice at Det.	9/25/95 (11 catches)
125 – Isaac Bruce at Dal.	11/23/08 (8 catches)	167 – Jerry Rice vs. Atl.	9/10/95 (11 catches)
120 – Arnaz Battle at NO	9/28/08 (7 catches)	121 – Jerry Rice vs. Den.	12/17/94 (9 catches)
153 – Isaac Bruce at Sea.	9/14/08 (4 catches)	106 – Rickey Watters vs. Den.	12/17/94 (4 catches)
131 – Antonio Bryant vs. STL	9/17/06 (4 catches)	144 – Jerry Rice at SD	12/11/94 (12 catches)
114 – Antonio Bryant at Arz.	9/10/06 (4 catches)	165 – Jerry Rice vs. LA Rams	11/20/94 (16 catches)
119 – Brandon Lloyd vs. Sea.	11/20/05 (7 catches)	147 – Jerry Rice at LA Rams	9/18/94 (11 catches)
102 – Brandon Lloyd at Arz.	10/2/05 (7 catches)	103 – John Taylor at LA Rams	9/18/94 (7 catches)
142 – Brandon Lloyd vs. Dal.	9/25/05 (4 catches)	169 – Jerry Rice vs. LA Raiders	9/5/94 (7 catches)
101 – Cedrick Wilson vs. Car.	11/14/04 (5 catches)	132 – Jerry Rice at Det.	12/19/93 (4 catches)
162 – Eric Johnson vs. Arz.	10/10/04 (13 catches)	115 – John Taylor at Det.	12/19/93 (4 catches)
113 – Eric Johnson vs. STL	10/3/04 (10 catches)	105 – Jerry Rice at Atl.	12/11/93 (6 catches)
112 – Curtis Conway at NO	9/19/04 (8 catches)	150 – John Taylor at LA Rams	11/14/93 (8 catches)
127 – Terrell Owens at Cin.	12/14/03 (8 catches)	155 – Jerry Rice vs. Phx.	10/24/93 (9 catches)
155 – Terrell Owens vs. Pit.	11/17/03 (8 catches)	118 – Jerry Rice vs. TB	12/19/92 (7 catches)
152 – Terrell Owens vs. TB	10/19/03 (6 catches)	133 – Jerry Rice vs. Phi.	11/29/92 (8 catches)
112 – Terrell Owens vs. Chi.	9/7/03 (7 catches)	183 – Jerry Rice vs. Atl.	10/18/92 (7 catches)
123 – Terrell Owens at Dal.	12/8/02 (12 catches)	159 – Mike Sherrard vs. Buf.	9/13/92 (6 catches)
166 – Terrell Owens vs. Phi.	11/25/02 (13 catches)	112 – John Taylor vs. Buf.	9/13/92 (5 catches)
171 – Terrell Owens at SD	11/17/02 (7 catches)	125 – Jerry Rice vs. Chi.	12/23/91 (5 catches)
191 – Terrell Owens at Oak.	11/3/02 (12 catches)	113 – John Taylor at Sea.	12/8/91 (7 catches)
132 – Terrell Owens vs. Arz.	10/27/02 (8 catches)	154 – Jerry Rice vs. NO	12/1/91 (9 catches)
116 – Terrell Owens at NO	1/6/02 (2 catches)	121 – John Taylor at LA Rams	11/25/91 (6 catches)
103 – Terrell Owens at Ind.	11/25/01 (6 catches)	127 – John Taylor at Atl.	11/3/91 (2 catches)
100 – Terrell Owens vs. NO	11/11/01 (8 catches)	138 – Jerry Rice vs. Atl.	10/13/91 (7 catches)
125 – Terrell Owens vs. Det.	11/4/01 (9 catches)	150 – Jerry Rice vs. SD	9/8/91 (9 catches)
105 – Garrison Hearst at Chi.	10/28/01 (4 catches)	118 – Jerry Rice at Min.	12/30/90 (9 catches)
183 – Terrell Owens at Atl.	10/14/01 (9 catches)	104 – Jerry Rice at LA Rams	12/17/90 (5 catches)
118 – Terrell Owens vs. Car.	10/7/01 (8 catches)	101 – Jerry Rice at Cin.	12/9/90 (8 catches)
283 – Terrell Owens vs. Chi.	12/17/00 (20 catches)	147 – Jerry Rice at Dal.	11/11/90 (12 catches)
129 – Terrell Owens vs. NO	12/10/00 (6 catches)	187 – Jerry Rice at GB	11/4/90 (6 catches)
115 – Terrell Owens vs. STL	10/29/00 (8 catches)	132 – John Taylor at Hou.	10/7/90 (4 catches)
112 – Charlie Garner at Car.	10/22/00 (7 catches)	225 – Jerry Rice at Atl.	10/24/90 (13 catches)
176 – Terrell Owens vs. Oak.	10/8/00 (12 catches)	171 – Jerry Rice vs. Atl.	9/23/90 (8 catches)
108 – Terrell Owens at STL	9/17/00 (6 catches)	125 – Brent Jones vs. Atl.	9/23/90 (5 catches)
143 – Jerry Rice at Atl.	1/3/00 (6 catches)	160 – John Taylor vs. Was.	9/16/90 (8 catches)
130 – J.J. Stokes at Atl.	1/3/00 (5 catches)	101 – Jerry Rice vs. Chi.	12/24/89 (4 catches)
157 – Jerry Rice at Cin.	12/5/99 (9 catches)	286 – John Taylor at LA Rams	12/11/89 (11 catches)
145 – Terrell Owens at Cin.	12/5/99 (9 catches)	162 – John Taylor at Atl.	12/3/89 (5 catches)
120 – Terrell Owens vs. STL	11/21/99 (6 catches)	117 – Jerry Rice vs. NYG	11/27/89 (7 catches)
115 – Jerry Rice at NE	12/20/98 (5 catches)	106 – Jerry Rice vs. GB	11/19/89 (9 catches)
140 – Terrell Owens vs. NYG	11/30/98 (5 catches)	112 – Jerry Rice vs. NE	10/22/89 (6 catches)
103 – Garrison Hearst vs. NO	11/22/98 (4 catches)	103 – Tom Rathman vs. NE	10/22/89 (11 catches)
169 – Jerry Rice at Atl.	11/15/98 (10 catches)	149 – Jerry Rice at NO	10/8/89 (7 catches)
120 – Terrell Owens at STL	10/25/98 (5 catches)	136 – John Taylor at Phi.	9/24/89 (6 catches)
110 – J.J. Stokes vs. Ind.	10/18/98 (9 catches)	164 – Jerry Rice at Phi.	9/24/89 (6 catches)

49ERS 100-YARD RECEIVERS SINCE 1970 (CONT.)

122 – Jerry Rice at TB	9/17/89 (8 catches)	124 – Freddie Solomon at LA Rams	11/22/81 (5 catches)
163 – Jerry Rice at Ind.	9/10/89 (6 catches)	128 – Dwight Clark vs. Atl.	11/8/81 (7 catches)
171 – Jerry Rice at SD	11/27/88 (6 catches)	109 – Dwight Clark vs. LA Rams	10/25/81 (8 catches)
105 – Jerry Rice vs. Was.	11/21/88 (3 catches)	135 – Dwight Clark vs. Dal.	10/11/81 (4 catches)
163 – Jerry Rice at Sea.	9/25/88 (6 catches)	113 – Freddie Solomon vs. Chi.	9/13/81 (5 catches)
163 – Jerry Rice vs. Atl.	9/18/88 (8 catches)	155 – Dwight Clark vs. NO	12/7/80 (6 catches)
109 – Jerry Rice at NYG	9/11/88 (4 catches)	104 – Freddie Solomon at GB	11/9/80 (5 catches)
126 – Jerry Rice vs. Cle.	11/29/87 (7 catches)	148 – Dwight Clark at Dal.	10/12/80 (8 catches)
103 – Jerry Rice at TB	11/22/87 (7 catches)	132 – Freddie Solomon vs. Atl.	9/28/80 (5 catches)
108 – Jerry Rice vs. NO	11/15/87 (4 catches)	135 – Paul Hofer vs. StL	9/14/80 (9 catches)
104 – Mike Wilson at Cin.	9/20/87 (7 catches)	114 – Paul Hofer at NO	9/7/80 (7 catches)
106 – Jerry Rice at Pit.	9/13/87 (8 catches)	130 – Paul Hofer at Atl.	12/16/79 (9 catches)
204 – Jerry Rice at Was.	11/17/86 (12 catches)	104 – Paul Hofer at NYG	10/14/79 (9 catches)
156 – Jerry Rice vs. StL	11/9/86 (4 catches)	144 – Freddie Solomon vs. NO	9/23/79 (8 catches)
144 – Jerry Rice vs. Min.	10/12/86 (7 catches)	107 – Freddie Solomon at Min.	9/2/79 (4 catches)
172 – Jerry Rice vs. Ind.	10/5/86 (6 catches)	110 – Freddie Solomon at Hou.	9/17/78 (3 catches)
120 – Jerry Rice vs. NO	9/21/86 (7 catches)	130 – Gene Washington vs. Dal.	12/12/77 (5 catches)
100 – Dwight Clark vs. NO	9/21/86 (7 catches)	112 – Gene Washington vs. Det.	10/23/77 (4 catches)
157 – Jerry Rice at LA Rams	9/14/86 (6 catches)	104 – Willie McGee at Sea.	9/26/76 (5 catches)
100 – Dwight Clark at TB	9/7/86 (7 catches)	101 – Gene Washington at Phi.	11/30/75 (6 catches)
111 – Jerry Rice vs. Dal.	12/22/85 (7 catches)	144 – Gene Washington at LA Rams	11/9/75 (5 catches)
241 – Jerry Rice vs. LA Rams	12/9/85 (10 catches)	121 – Gene Washington at Dal.	11/10/74 (7 catches)
132 – Roger Craig at LA Rams	10/27/85 (6 catches)	133 – Ted Kwalick at Det.	11/4/73 (8 catches)
167 – Roger Craig at Atl.	10/6/85 (12 catches)	101 – Dan Abramowicz vs. NO	10/21/73 (4 catches)
125 – Renaldo Nehemiah vs. Min.	12/8/84 (6 catches)	118 – Gene Washington vs. Min.	10/14/73 (8 catches)
105 – Freddie Solomon at Cle.	11/11/84 (5 catches)	119 – Gene Washington vs. Min.	12/16/72 (4 catches)
124 – Dwight Clark vs. Cin.	11/4/84 (7 catches)	114 – Gene Washington at Chi.	11/18/72 (4 catches)
127 – Dwight Clark at Hou.	10/21/84 (5 catches)	164 – Gene Washington at GB	11/5/72 (6 catches)
105 – Dwight Clark vs. Was.	9/10/84 (5 catches)	102 – Ted Kwalick vs. NO	10/22/72 (2 catches)
103 – Freddie Solomon vs. Atl.	9/25/83 (6 catches)	126 – Ted Kwalick vs. NYG	10/15/72 (6 catches)
121 – Freddie Solomon at StL	9/18/83 (3 catches)	140 – Gene Washington vs. SD	9/17/72 (8 catches)
104 – Dwight Clark at KC	12/26/82 (4 catches)	160 – Gene Washington vs. NE	10/31/71 (5 catches)
101 – Dwight Clark vs. Atl.	12/19/82 (8 catches)	112 – Gene Washington at Phi.	10/3/71 (3 catches)
135 – Dwight Clark vs. SD	12/11/82 (12 catches)	131 – Gene Washington at NO	12/13/70 (5 catches)
102 – Jeff Moore at LA Rams	12/2/82 (8 catches)	115 – Gene Washington vs. Atl.	12/6/70 (3 catches)
103 – Dwight Clark at StL	11/21/82 (6 catches)	119 – Gene Washington at Chi.	11/8/70 (5 catches)
127 – Dwight Clark at Den.	9/19/82 (9 catches)	126 – Gene Washington vs. NO	10/18/70 (4 catches)
109 – Freddie Solomon at Den.	9/19/82 (4 catches)	145 – Gene Washington at LA Rams	10/11/70 (7 catches)
106 – Dwight Clark vs. LA Raiders	9/12/82 (6 catches)		

ALL-TIME RETURNS FOR TOUCHDOWNS

ALL-TIME INTERCEPTION RETURNS FOR TDS

DATE	PLAYER	YARDS	OPPONENT
11/25/12	Whitner, Donte	42	at NO
11/25/12	Brooks, Ahmad	50	at NO
10/9/11	Rogers, Carlos	31	vs. TB
1/2/11	Brown, Tarell	62	vs. Arz.
12/12/10	Goldson, Dashon	39	vs. Sea.
10/24/10	McDonald, Ray	31	at Car.
10/4/09	Willis, Patrick	23	vs. StL
9/14/08	Willis, Patrick	86	at Sea.
12/31/06	Harris, Walt	28	at Den.
1/1/06	Adams, Mike	40	vs. Hou.
11/27/05	Spencer, Shawntae	61	at Ten.
9/25/05	Parrish, Tony	34	vs. Dal.
9/7/03	Plummer, Ahmed	68	vs. Chi.
10/6/02	Webster, Jason	37	vs. StL
11/25/01	Bronson, Zack	48	at Ind.
10/28/01	Bronson, Zack	97	at Chi.
12/3/00	Montgomery, Monty	46	at SD
11/19/00	Webster, Jason	70	vs. Atl.
10/17/99	Walker, Darnell	27	vs. Car.
9/19/99	Shulters, Lance	64	at NO
1/3/98	Norton, Ken Jr.	23	vs. Min.
12/15/97	Hanks, Merton	55	vs. Den.
9/29/96	Pope, Marquez	55	vs. Atl.
11/26/95	Davis, Eric	86	vs. StL
10/22/95	Norton, Ken Jr.	35	at StL
10/22/95	Norton, Ken Jr.	21	at StL
9/10/95	McDonald, Tim	13	vs. Atl.
9/3/95	McDonald, Tim	52	at NO
1/15/95	Davis, Eric	44	vs. Dal.
12/11/94	Sanders, Deion	90	at SD
11/6/94	McDonald, Tim	73	at Was.
10/16/94	Sanders, Deion	93	at Atl.
9/25/94	Sanders, Deion	74	vs. NO
11/22/93	Hanks, Merton	67	vs. NO
10/31/93	McGruder, Michael	31	vs. LA Rams
10/3/93	Davis, Eric	41	vs. Min.
9/6/92	Johnson, John	56	at NYG
1/12/91	Carter, Michael	61	vs. Was.*
1/6/90	Lott, Ronnie	58	vs. Min.*
1/9/88	Fuller, Jeff	48	vs. Min.*
11/9/86	Holmoe, Tom	78	vs. StL Cardinals
10/26/86	Nixon, Tory	88	at GB
10/26/86	Lott, Ronnie	55	at GB
10/5/86	McKyer, Tim	21	vs. Ind.
9/28/86	Holmoe, Tom	66*	at Mia.
10/13/85	Williamson, Carlton	43	vs. Chi.
12/2/84	McLemore, Dana	54	at Atl.
11/25/84	Shell, Todd	53	at NO
12/19/83	Wright, Eric	48	vs. Dal.
10/16/83	Hicks, Dwight	62	at NO
9/18/83	Collier, Tim	32	at StL Cardinals
9/18/83	Hicks, Dwight	40	at StL Cardinals
9/8/83	Wright, Eric	60	at Min.
12/26/82	Lott, Ronnie	83	at KC
1/3/82	Lott, Ronnie	20	vs. NYG*
11/22/81	Lott, Ronnie	25	at LA Rams
10/11/81	Lott, Ronnie	41	vs. Dal.
10/4/81	Hicks, Dwight	32	at Was.
9/27/81	Lott, Ronnie	26	vs. NO
10/1/78	Leonard, Anthony	30	vs. Cin.
10/19/75	Allen, Nate	37	vs. NO
12/15/74	Wilcox, Dave	21	vs. NO
11/23/72	Vanderbundt, Skip	21	at Dal.
10/29/72	Vanderbundt, Skip	37	at Atl.
10/1/72	Simpson, Mike	32	at NO
12/20/70	Johnson, Jimmy	36	at Oak.
9/27/70	Phillips, Mel	35	vs. Cle.
10/26/69	Woitt, Johnny	57	at Bal.
11/24/68	Belk, Bill	6	at Pit.
11/24/68	Alexander, Kermit	66	at Pit.
9/15/68	Hindman, Stan	25	at Bal. Colts

* - Postseason

DATE	PLAYER	YARDS	OPPONENT
12/11/66	Randolph, Alvin	94	vs. Chi.
11/24/66	Dowdle, Mike	27	at Det.
10/16/66	Johnson, Jimmy	35	at Atl.
11/22/59	Mertens, Jerry	30	at Bal. Colts
11/30/58	Hazeltine, Matt	13	at Bal. Colts
10/27/57	Herchman, Bill	54	vs. Chi.
12/8/56	Moegle, Dick	32	vs. GB
10/16/55	Berry, Rex	44	at Det.
10/17/54	Brown, Hardy	41	at Chi.
9/26/54	Berry, Rex	34	vs. Was.
12/6/53	Berry, Rex	29	vs. GB
10/12/52	Burke, Don	35	at Det.
10/14/51	Cason, Jim	65	at Pit.
11/5/50	Livingston, Howie	35	at LA Rams

ALL-TIME FUMBLE RETURNS FOR TDS

DATE	PLAYER	YARDS	OPPONENT
9/30/12	Rogers, Carlos	51	at NYJ
10/4/09	McDonald, Ray	11	vs. StL
10/4/09	McKillop, Scott	end zone	vs. StL
11/25/07	Banta-Cain, Tully	end zone	at Arz.
10/8/06	Oliver, Melvin	12	vs. Oak.
10/2/05	Johnson, Derrick	78	at Arz. (Mex. City)
10/2/05	Smith, Derek	end zone	at Arz. (Mex. City)
11/28/04	Smith, Derek	46	vs. Mia.
10/31/04	Carpenter, Dwaine	80	at Chi.
10/26/03	Harris, Kwame	1	at Arz.
10/28/01	Peterson, Julian	26	at Chi.
10/24/99	Walker, Darnell	71	at Min.
10/17/99	McMillan, Mark	41	vs. Car.
10/10/99	Young, Bryant	end zone	at StL
12/15/97	Greene, Kevin	40	vs. Den.
11/10/97	Hanks, Merton	38	at Phi.
11/17/96	Doleman, Chris	end zone	vs. Bal.
12/24/95	Rice, Jerry	end zone	at Atl.
12/3/95	Woodall, Lee	96	vs. Buffalo
11/12/95	Hanks, Merton	38	at Dal.
10/16/94	McDonald, Tim	49	at Atl.
11/14/93	Tamm, Ralph	1	at TB
10/17/93	Davis, Eric	47	at Dal.
11/1/92	Sherrard, Mike	38	at Phx. Cardinals
12/22/91	Griffin, Don	99	vs. Chi.
11/12/89	Haley, Charles	3	vs. Atl.
12/27/87	Taylor, John	26	vs. LA Rams
12/1/85	Turner, Keena	65	at Was.
10/20/85	McIntyre, Guy	end zone	at Det.
9/22/85	McColl, Milt	28	at LA Raiders
12/2/84	Johnson, Gary	33	at Atl.
10/23/83	Board, Dwaine	end zone	at LA Rams
10/4/81	Hicks, Dwight	80	at Was.
10/3/76	Elam, Cleveland	31	vs. NYJ
11/16/75	Hart, Tommy	10	vs. Chi.
10/26/75	McGill, Ralph	14	at NE
12/15/74	Belk, Bill	19	vs. NO
12/2/73	Hall, Windlan	66	vs. Phi.
11/23/72	Vanderbundt, Skip	73	at Dal.
12/26/71	Hoskins, Bob	end zone	vs. Was.*
10/31/71	Blue, Forrest	25	vs. NE
10/24/71	Hart, Tommy	63	at StL Cardinals
10/19/69	Lakes, Roland	2	vs. Atl.
10/27/68	Witcher, Dick	12	at Det.
10/15/67	Windsor, Bob	2	at Phi.
12/11/66	Alexander, Kermit	14	vs. Chi.
10/9/66	Hazeltine, Matt	22	vs. GB
11/28/65	Kopay, Dave	end zone	at Min.
11/14/65	Miller, Clark	75	at Det.
11/14/65	Wilcox, Dave	8	at Det.
10/24/65	Chapple, Jack	8	vs. Min.
9/19/65	Krueger, Charlie	6	vs. Chi.
10/14/62	Woodson, Abe	37	at Chi.
10/18/59	Hazeltine, Matt	40	at Det.

ALL-TIME BLOCKED FIELD GOALS RETURNED FOR TDS

(1970-Present)

DATE	PLAYER	YARDS	OPPONENT
9/27/09	Clements, Nate	59	at Min.
10/19/08	Clements, Nate	74	at NYG
10/12/08	Strickland, Donald	41	vs. Phi.
10/15/89	Jackson, Johnnie	62	at Dal.
9/26/71	Taylor, Bruce	58	at NO
12/13/70	Taylor, Bruce	92	at NO

ALL-TIME PUNT RETURNS FOR TDS

DATE	PLAYER	YARDS	OPPONENT
9/11/11	Ginn Jr., Ted	55	vs. Sea.
12/26/10	Ginn Jr., Ted	78	at StL
9/11/05	Amey, Otis	75	vs. StL
10/10/04	Battle, Arnaz	71	vs. Arz.
12/1/02	Williams, Jimmy	89	vs. Sea.
12/27/98	McQuarters, R.W.	72	vs. StL
11/11/97	Levy, Chuck	73	at Phi.
12/19/95	Carter, Dexter	78	vs. Min.
10/3/93	Carter, Dexter	72	vs. Min.
11/9/92	Hanks, Merton	48	at Atl.
11/21/88	Taylor, John	95	vs. Was.
10/2/88	Taylor, John	77	vs. Det.
12/14/87	McLemore, Dana	83	vs. Chi.
11/23/86	Griffin, Don	76	vs. Atl.
10/8/84	McLemore, Dana	79	at NYG
12/19/83	McLemore, Dana	56	vs. Dal.
1/2/83	McLemore, Dana	93	vs. LA Rams
12/7/80	Solomon, Freddie	57	vs. NO
10/26/80	Solomon, Freddie	53	vs. TB
10/17/76	Leonard, Anthony	60	vs. NO
9/26/76	McGill, Ralph	50	at Sea.
11/24/74	Moore, Manfred	88	vs. Atl.
12/11/66	Alexander, Kermit	44	vs. Chi.
11/15/64	Alexander, Kermit	70	vs. GB
10/21/62	Woodson, Abe	85	at GB
11/5/61	Woodson, Abe	80	vs. Det.
12/16/56	Arenas, Joe	67	at Bal. Colts
10/19/52	McElhenny, Hugh	94	at Chi.
19.26/52	O'Donahue, Pat	23	vs. Dal.
10/28/51	Nomellini, Leo	20	vs. LA Rams

* - Postseason

ALL-TIME KICKOFF RETURNS FOR TDS

DATE	PLAYER	YARDS	OPPONENT
9/11/11	Ginn Jr., Ted	102	vs. Sea.
11/10/08	Rossum, Allen	104	at Arz.
11/2/03	Wilson, Cedrick	95	vs. StL
1/11/98	Levy, Chuck	95	vs. GB*
11/16/97	Kirby, Terry	101	vs. Car.
11/6/94	Carter, Dexter	96	at Was.
12/1/91	Carter, Dexter	98	vs. NO
12/20/87	Cribbs, Joe	92	vs. Atl.
12/1/85	Monroe, Carl	95	at Was.
11/22/81	Lawrence, Amos	92	at LA Rams
11/2/80	Owens, James	101	at Det.
11/18/79	Owens, James	85	vs. Den.
11/19/78	Williams, Dave	89	vs. LA Rams
12/4/77	Williams, Dave	80	at Min.
12/23/72	Washington, Vic	97	vs. Dal.*
10/29/72	Washington, Vic	98	at Atl.
11/17/63	Woodson, Abe	99	at NYG
9/29/63	Woodson, Abe	95	at Min.
9/15/63	Woodson, Abe	103	vs. Min.
10/1/61	Woodson, Abe	98	at Det.
12/18/60	Lyles, Lenny	97	vs. Bal. Colts
11/22/59	Woodson, Abe	105	at LA Rams
11/4/56	Arenas, Joe	90	vs. Det.

ALL-TIME BLOCKED PUNTS RETURNED FOR TDS

(1970-Present)

DATE	PLAYER	YARDS	OPPONENT
10/3/10	Taylor Mays	0	at Atl.
9/25/77	Mike Baldassin	0	vs. Mia.
9/21/75	Dave Washington	15	at Min.
12/15/73	Windlan Hall	0	vs. Pit.

ALL-TIME 1,000/3,000 YARD SEASONS

RUSHING			RECEIVING			PASSING		
YARDS	PLAYER	YEAR	YARDS	PLAYER	YEAR	YARDS	PLAYER	YEAR
1,695	Frank Gore	2006	*1,848	Jerry Rice	1995	4,278	Jeff Garcia	2000
1,570	Garrison Hearst	1998	1,570	Jerry Rice	1986	4,170	Steve Young	1998
1,502	Roger Craig	1988	1,503	Jerry Rice	1993	4,023	Steve Young	1993
1,262	Wendell Tyler	1984	1,502	Jerry Rice	1990	3,969	Steve Young	1994
1,229	Charlie Garner	1999	1,499	Jerry Rice	1994	3,944	Joe Montana	1990
1,214	Frank Gore	2012	1,483	Jerry Rice	1989	3,910	Joe Montana	1983
1,211	Frank Gore	2011	1,451	Terrell Owens	2000	3,653	Joe Montana	1985
1,206	Garrison Hearst	2001	1,412	Terrell Owens	2001	3,652	Steve DeBerg	1979
1,203	Delvin Williams	1976	1,344	Dave Parks	1965	3,630	Joe Montana	1984
1,142	Charlie Garner	2000	1,306	Jerry Rice	1988	3,565	Joe Montana	1981
1,120	Frank Gore	2009	1,300	Terrell Owens	2002	3,538	Jeff Garcia	2001
1,102	Frank Gore	2007	1,254	Jerry Rice	1996	3,521	Joe Montana	1989
1,054	Roger Craig	1989	1,206	Jerry Rice	1991	3,465	Steve Young	1992
1,050	Roger Craig	1985	1,201	Jerry Rice	1992	3,344	Jeff Garcia	2002
1,049	Joe Perry	1954	1,157	Jerry Rice	1998	3,200	Steve Young	1995
1,036	Frank Gore	2008	1,105	Michael Crabtree	2012	3,150	Alex Smith	2011
1,036	J.D. Smith	1959	1,105	Dwight Clark	1981	3,112	John Brodie	1965
1,024	Kevan Barlow	2003	1,102	Terrell Owens	2003	3,054	Joe Montana	1987
1,019	Garrison Hearst	1997	1,100	Gene Washington	1970	3,029	Steve Young	1997
1,018	Joe Perry	1953	1,097	Terrell Owens	1998	3,020	John Brodie	1968
1,013	Ricky Watters	1992	1,078	Jerry Rice	1987			
			1,077	John Taylor	1989			
			1,032	R.C. Owens	1961			
			1,016	Roger Craig	1985			
			1,011	John Taylor	1991			

49ERS YEARLY STATISTICAL LEADERS

RECEIVING (BASED ON CATCHES)							
YEAR	PLAYER	NO	YDS	AVG	LG	TD	RANK
1946	Beals, Alyn	40	586	14.7	—	10	—
1947	Beals, Alyn	47	655	13.9	54	10	—
1948	Beals, Alyn	46	591	12.8	—	14	—
1949	Beals, Alyn	44	678	15.4	—	12	—
1950	Loyd, Alex	32	402	12.6	38	0	18
1951	Soltau, Gordy	59	826	14.0	48t	7	2
1952	Soltau, Gordy	55	774	14.1	49t	7	4
1953	Wilson, Billy	51	840	16.5	61t	10	6
1954	Wilson, Billy	60	830	13.8	43	5	1
1955	Wilson, Billy	53	831	15.7	72t	7	2
1956	Wilson, Billy	60	889	14.8	77t	5	1
1957	Wilson, Billy	52	757	14.6	40	6	1
1958	Conner, Clyde	49	512	10.4	26	5	5
1959	Wilson, Billy	44	540	12.3	57t	4	6
1960	Conner, Clyde	38	531	14.0	65t	2	1
1961	Owens, R.C.	55	1,032	18.8	54	5	7
1962	Casey, Bernie	53	819	15.5	48t	6	11
1963	Casey, Bernie	47	762	16.2	68t	7	14
1964	Casey, Bernie	58	808	13.9	63t	4	6
1965	Parks, Dave	80	1,344	16.8	53t	12	1
1966	Parks, Dave	66	974	14.8	65t	5	3
1967	Witcher, Dick	46	705	15.3	63t	3	17
1968	McNeil, Clifton	71	994	14.0	65t	7	1
1969	Washington, Gene	51	711	13.9	52	3	10
	Cunningham, Doug, RB	51	484	9.5	58	0	11
1970	Washington, Gene	53	1,100	20.8	79t	12	4/3
1971	Kwalick, Ted	52	664	12.8	42t	5	4/2
1972	Washington, Gene	46	978	20.0	62t	12	13/7
1973	Kwalick, Ted	47	729	15.5	48	5	10/6
1974	Schreiber, Larry, RB	30	217	7.2	16	1	60/36
1975	Washington, Gene	44	735	16.7	68t	9	31/10
1976	Washington, Gene	33	457	13.8	55t	6	52/25
	Jackson, Wilbur, RB	33	324	9.8	32	1	53/27
1977	Washington, Gene	32	638	19.9	47t	5	52/22
1978	Solomon, Freddie	31	458	14.8	58	2	83/42
1979	Hofer, Paul, RB	58	662	11.4	44	2	17/7
1980	Cooper, Earl, RB	83	567	6.8	66t	4	2/1
1981	Clark, Dwight	85	1,105	13.0	78t	4	2/1
1982	Clark, Dwight	60	913	15.2	51	5	1/1
1983	Clark, Dwight	70	840	12.0	46t	8	11/5
1984	Craig, Roger, RB	71	675	9.5	64t	3	11/6
1985	Craig, Roger, RB	92	1,016	11.0	73	6	1/1
1986	Rice, Jerry	86	1,570	18.3	66t	15	2/1
1987	Craig, Roger, RB	66	492	7.5	35t	1	3/2
1988	Craig, Roger, RB	76	534	7.0	22	1	7/5
1989	Rice, Jerry	82	1,483	18.1	68t	17	5/4
1990	Rice, Jerry	100	1,502	15.0	64t	13	1/1
1991	Rice, Jerry	80	1,206	15.1	73t	14	5/3
1992	Rice, Jerry	84	1,201	14.3	80t	10	5/3
1993	Rice, Jerry	98	1,503	15.3	80t	15	2/2
1994	Rice, Jerry	112	1,499	13.4	69t	13	2/1
1995	Rice, Jerry	+122	*1,848	15.1	81t	15	2/2
1996	Rice, Jerry	108	1,254	11.6	39	8	1/1
1997	Owens, Terrell	60	936	15.6	56t	8	32t/13t
1998	Rice, Jerry	82	1,157	14.1	75t	9	7t/3t
1999	Rice, Jerry	67	830	12.4	62	5	31t/19
2000	Owens, Terrell	97	1,451	15.0	69t	13	5/2
2001	Owens, Terrell	93	1,412	15.2	60t	16	9/4
2002	Owens, Terrell	100	1,300	13.0	76t	13	4t/2
2003	Owens, Terrell	80	1,102	13.8	75t	9	12/7
2004	Johnson, Eric, TE	82	825	10.1	25	2	35/14
2005	Lloyd, Brandon	48	733	15.3	89t	5	44/20
2006	Gore, Frank, RB	61	485	8.0	39	1	40t/21t
2007	Gore, Frank, RB	53	436	8.2	23t	1	54t/27t
2008	Bruce, Isaac	61	835	13.7	63	7	37/19
2009	Davis, Vernon, TE	78	965	12.4	73t	13	19t/10
2010	Davis, Vernon, TE	56	914	16.3	66t	7	51/23
2011	Crabtree, Michael	73	880	12.1	52t	4	24t/15t
2012	Crabtree, Michael	85	1,105	13.0	49t	9	14/9

+ Team Record * NFL Record

PUNTING (BASED ON GROSS AVG.)						
YEAR	PLAYER	NO	AVG	LG	BLCK	RANK
1946	Albert, Frank	54	41.0	73	0	—
1947	Albert, Frank	40	44.0	69	1	—
1948	Albert, Frank	35	44.8	82	0	—
1949	Albert, Frank	31	48.2	72	0	—
1950	Lillywhite, Verl	26	39.1	57	1	11
1951	Albert, Frank	34	44.3	66	0	2
1952	Albert, Frank	68	42.6	70	0	5
1953	Powers, Jim	42	40.6	55	1	8
1954	Brown, Hardy	10	38.4	58	0	11
1955	Luna, Bob	63	40.6	63	3	8
1956	Jessup, Bill	14	40.2	63	0	16
1957	Barnes, Larry	19	47.1	86	0	13
1958	Atkins, Bill	25	39.3	51	0	11
1959	Davis, Tommy	59	45.7	71	0	3
1960	Davis, Tommy	62	44.1	74	0	3
1961	Davis, Tommy	50	45.4	67	0	3
1962	Davis, Tommy	48	45.6	82	0	1
1963	Davis, Tommy	73	45.4	64	2	4
1964	Davis, Tommy	79	45.6	68	0	4
1965	Davis, Tommy	54	45.8	65	0	2
1966	Davis, Tommy	63	41.4	60	0	6
1967	Spurrier, Steve	73	37.6	61	1	12
1968	Spurrier, Steve	68	39.0	54	0	12
1969	Davis, Tommy	23	41.5	55	0	17
1970	Spurrier, Steve	75	38.4	58	0	14/11
1971	McCann, Jim	49	38.7	54	1	25/12
1972	McCann, Jim	64	39.7	63	1	21/10
1973	Wittum, Tom	79	43.7	62	0	4/1
1974	Wittum, Tom	68	41.2	67	1	4/2
1975	Wittum, Tom	67	41.9	64	3	3/2
1976	Wittum, Tom	89	40.8	64	3	3/2
1977	Wittum, Tom	77	36.4	54	3	26/13
1978	Connell, Mike	96	37.3	59	1	21/10
1979	Melville, Dan	71	37.0	53	1	25/14
1980	Miller, Jim	77	40.9	65	0	10/5
1981	Miller, Jim	93	41.5	65	0	15/6
1982	Miller, Jim	44	38.1	80	1	25/13
1983	Orosz, Tom	65	39.3	61	1	25/11
1984	Runager, Max	56	41.8	59	1	17/17
1985	Runager, Max	86	39.8	57	1	26/13
1986	Runager, Max	83	41.6	62	2	10/6
1987	Runager, Max	55	39.2	56	1	22/11
1988	Helton, Barry	78	39.3	53	1	21/11
1989	Helton, Barry	55	40.5	56	1	12/8
1990	Helton, Barry	69	36.8	56	1	28/1
1991	Prokop, Joe	40	38.5	58	0	27/13
1992	Wilmsmeyer, Klaus	49	39.1	58	0	26/14
1993	Wilmsmeyer, Klaus	42	40.9	61	0	23/11
1994	Wilmsmeyer, Klaus	54	41.4	60	0	14t/7t
1995	Thompson, Tommy	57	40.6	65	0	25/13t
1996	Thompson, Tommy	73	44.1	65	2	10/4
1997	Thompson, Tommy	78	40.8	55	1	30/15
1998	Roby, Reggie	60	41.9	66	0	22/9
1999	Stanley, Chad	69	39.7	70	2	26/11
2000	Stanley, Chad	69	39.5	56	1	27/12
2001	Baker, Jason	69	40.8	64	0	23/13
2002	Baker, Jason	42	40.2	51	0	25t/13
2003	LaFleur, Bill	68	38.7	56	1	29t/16
2004	Lee, Andy	96	41.6	81	0	20/10
2005	Lee, Andy	107	41.6	58	1	25/12
2006	Lee, Andy	81	44.8	66	0	7/6
2007	Lee, Andy	105	47.3	74	0	2/1
2008	Lee, Andy	66	47.8	82	1	4/3
2009	Lee, Andy	99	47.6	64	0	2/2
2010	Lee, Andy	91	46.2	64	0	4/2
2011	Lee, Andy	78	50.9	68	1	1/1
2012	Lee, Andy	67	48.1	66	0	4/2

49ERS YEARLY STATISTICAL LEADERS

SCORING (BASED ON POINTS)						FIELD GOAL PERCENTAGE							
YEAR	PLAYER	TD	PAT	FG	POINTS	RANK	YEAR	PLAYER	ATT	MADE	PCT	LONG	RANK
1946	Beals, Alyn	10	1	0	61	—	1946	Vetrano, Joe	7	4	.571	26	—
1947	Beals, Alyn	10	0	0	60	—	1947	Vetrano, Joe	8	4	.500	30	—
1948	Beals, Alyn	14	0	0	84	—	1948	Vetrano, Joe	8	5	.625	47	—
1949	Beals, Alyn	12	1	0	73	—	1949	Vetrano, Joe	4	3	.750	28	—
1950	Soltau, Gordy	1	26	4	44	22	1950	Soltau, Gordy	8	4	.500	26	DNQ
1951	Soltau, Gordy	7	30	6	90	5	1951	Soltau, Gordy	18	6	.333	42	9
1952	Soltau, Gordy	7	34	6	94	—	1952	Soltau, Gordy	12	6	.500	31	5
1953	Soltau, Gordy	6	48	10	114	1	1953	Soltau, Gordy	15	10	.667	39	2
1954	Soltau, Gordy	2	31	11	76	4	1954	Soltau, Gordy	18	11	.611	37	3
1955	Soltau, Gordy	1	27	3	42	24	1955	Soltau, Gordy	12	3	.250	28	11
	Wilson, Billy	7	0	0	42	24	1956	Soltau, Gordy	20	13	.650	40	3
1956	Soltau, Gordy	1	26	13	71	6	1957	Soltau, Gordy	15	9	.600	37	5
1957	Soltau, Gordy	0	33	9	60	9	1958	Soltau, Gordy	21	8	.381	39	9
1958	Soltau, Gordy	0	29	8	53	20	1959	Davis, Tommy	26	12	.462	43	5
1959	Davis, Tommy	0	31	12	67	9	1960	Davis, Tommy	32	19	.594	40	7
1960	Davis, Tommy	0	21	12	67	9	1961	Davis, Tommy	22	12	.545	46	6
1961	Davis, Tommy	0	44	12	80	8	1962	Davis, Tommy	23	10	.435	42	15
1962	Davis, Tommy	0	36	10	66	16	1963	Davis, Tommy	31	10	.323	46	22
1963	Davis, Tommy	0	24	10	54	21	1964	Davis, Tommy	25	8	.320	*53	19
1964	Davis, Tommy	0	30	8	54	24	1965	Davis, Tommy	27	17	.630	*53	5t
1965	Davis, Tommy	0	52	17	103	4	1966	Davis, Tommy	31	16	.516	46	15t
1966	Davis, Tommy	0	38	16	86	12	1967	Davis, Tommy	33	14	.424	50	23
1967	Davis, Tommy	0	33	14	75	10	1968	Davis, Tommy	16	9	.563	38	14
1968	Davis, Tommy	0	26	9	53	19	1969	Davis, Tommy	10	3	.300	48	DNQ
1969	Willard, Ken	10	0	0	60	21		Gavric, Momcilo	11	3	.273	32	DNQ
1970	Gossett, Bruce	0	39	21	102	6/4	1970	Gossett, Bruce	31	21	.611	48	5/3
1971	Gossett, Bruce	0	32	23	101	5/3	1971	Gossett, Bruce	36	23	.639	48	9/5
1972	Gossett, Bruce	0	41	18	95	13/7	1972	Gossett, Bruce	29	18	.621	50	15/6
1973	Gossett, Bruce	0	26	26	104	7/4	1973	Gossett, Bruce	33	26	.788	54	1**/1
1974	Gossett, Bruce	0	25	11	58	25/8	1974	Gossett, Bruce	24	11	.458	46	22/11
1975	Mike-Mayer, Steve	0	27	14	69	22/9	1975	Mike-Mayer, Steve	28	14	.500	54	22t/11
1976	Mike-Mayer, Steve	0	26	16	74	25/9	1976	Mike-Mayer, Steve	28	16	.571	45	16t/9
1977	Williams, Delvin	9	0	0	54	14/10	1977	Wersching, Ray	17	10	.588	50	15/5
1978	Wersching, Ray	0	24	15	69	22/9	1978	Wersching, Ray	23	15	.652	45	12/6
1979	Wersching, Ray	0	32	20	92	12/5	1979	Wersching, Ray	24	20	.833	45	2/1
1980	Wersching, Ray	0	33	15	78	18/10	1980	Wersching, Ray	19	15	.789	47	2/1
1981	Wersching, Ray	0	30	17	81	22/13	1981	Wersching, Ray	23	17	.739	45	5/4
1982	Wersching, Ray	0	23	12	59	9/4	1982	Wersching, Ray	17	12	.706	45	15/8
1983	Wersching, Ray	0	51	25	126	3/3	1983	Wersching, Ray	30	25	.833	52	5t/1t
1984	Wersching, Ray	0	56	25	131	1/1	1984	Wersching, Ray	35	25	.714	53	17/11
1985	Wersching, Ray	0	52	13	91	21/11	1985	Wersching, Ray	21	13	.619	45	22/11
1986	Wersching, Ray	0	41	25	116	3/3	1986	Wersching, Ray	35	25	.714	50	11t/5t
1987	Rice, Jerry	23	0	0	138	1/1	1987	Wersching, Ray	17	13	.764	45	12/6
1988	Cofer, Mike	0	40	27	121	2/1	1988	Cofer, Mike	38	27	.711	52	17/10
1989	Cofer, Mike	0	49	29	136	1/1	1989	Cofer, Mike	36	29	.806	47	4/2
1990	Cofer, Mike	0	39	24	111	4/3	1990	Cofer, Mike	36	24	.666	*56	26t/11t
1991	Cofer, Mike	0	49	14	91	17/8	1991	Cofer, Mike	28	14	.500	50	28/14
1992	Cofer, Mike	0	53	18	107	8/4	1992	Cofer, Mike	27	18	.666	46	21/11
1993	Cofer, Mike	0	59	16	107	11t/6	1993	Cofer, Mike	26	16	.615	46	26/12
1994	Brien, Doug	0	60	15	105	11t/4	1994	Brien, Doug	20	15	.750	48	20/7
1995	Rice, Jerry	17	1(2PT)	0	104	19/10	1995	Wilkins, Jeff	13	12	.923	40	DNQ
1996	Wilkins, Jeff	0	40	30	130	4/2	1996	Wilkins, Jeff	34	30	.882	49	4/3
1997	Anderson, Gary	0	38	29	125	3/2	1997	Anderson, Gary	36	29	.806	51	11/7
1998	Richey, Wade	0	49	18	103	14/6	1998	Richey, Wade	27	18	.667	46	27t/13t
1999	Richey, Wade	0	30	21	93	21/8	1999	Richey, Wade	23	21	.913	52	1**/1
2000	Richey, Wade	0	43	15	88	28/13	2000	Richey, Wade	22	15	.681	47	28/14
2001	Cortez, Jose	0	47	18	101	16/8	2001	Cortez, Jose	25	18	.720	52	21/12
2002	Owens, Terrell	14	0	0	84	8t/3*	2002	Cortez, Jose	24	18	.750	45	26/13t
2003	Peterson, Todd	0	22	12	58	30/14	2003	Peterson, Todd	15	12	.800	48	DNQ
2004	Peterson, Todd	0	23	18	77	42/18	2004	Peterson, Todd	22	18	.818	51	15t/6t
2005	Nedney, Joe	0	19	26	97	22t/8t	2005	Nedney, Joe	28	26	.929	56	3/2
2006	Nedney, Joe	0	29	29	116	7t/4t	2006	Nedney, Joe	35	29	.829	51	16/9
2007	Nedney, Joe	0	22	17	73	35/17	2007	Nedney, Joe	19	17	.895	50	5/1
2008	Nedney, Joe	0	34	29	121	15/9	2008	Nedney, Joe	33	29	.878	53	12/7
2009	Nedney, Joe	0	33	17	84	28t/14	2009	Nedney, Joe	21	17	.810	51	21/9
2010	Nedney, Joe	0	17	11	50	65t/31t	2010	Reed, Jeff	10	9	.900	47	NA
2011	Akers, David	0	34	44	166	1/1	2011	Akers, David	52	44	.846	55	14/7
2012	Akers, David	0	44	29	131	9/5	2012	Akers, David	42	29	.690	63*	30/14

* LONGEST FIELD GOAL IN NFL THAT YEAR; ** LEADER BASED ON FIELD GOAL PCT OF KICKERS WITH 15-OR-MORE MADE; DNQ - DID NOT QUALIFY FOR THE LEAGUE MINIMUM

49ERS YEARLY STATISTICAL LEADERS

KICKOFF RETURNS (BASED ON AVERAGE)								PUNT RETURNS (BASED ON AVERAGE)							
YEAR	PLAYER	NO	YDS	AVG	LG	TD	RANK	YEAR	PLAYER	NO	YDS	AVG	LG	TD	RANK
1946	Eshmont, Len	10	264	26.4	—	0	*	1946	Casanega, Ken	18	248	13.8	—	0	*
1947	Eshmont, Len	9	177	19.7	—	0	*	1947	Vetrano, Joe	12	137	11.4	—	0	*
1948	Hall, Forrest	13	369	28.4	—	0	3	1948	Cason, Jim	22	309	14.0	—	0	*
1949	Perry, Joe	14	337	24.1	—	0	5	1949	Cason, Jim	21	351	16.7	—	0	*
1950	Cathcart, Sam	14	329	23.9	62	0	20	1950	Cathcart, Sam	16	185	11.6	29	0	10
1951	Arenas, Joe	21	542	25.8	49	0	8	1951	Arenas, Joe	21	272	13.0	51	0	6
1952	McElhenny, Hugh	18	396	22.0	40	0	16	1952	McElhenny, Hugh	20	284	14.2	94t	1	5
1953	Arenas, Joe	16	551	34.4	82	0	1	1953	McElhenny, Hugh	15	104	6.9	25	0	7
1954	Arenas, Joe	16	362	22.6	41	0	11	1954	Arenas, Joe	23	117	5.1	23	0	6
1955	Arenas, Joe	24	594	24.8	42	0	7	1955	Arenas, Joe	21	55	2.6	7	0	17
1956	Arenas, Joe	27	801	29.7	96t	1	2	1956	Arenas, Joe	19	117	6.2	67t	1	8
1957	Arenas, Joe	24	657	27.4	64	0	2	1957	Arenas, Joe	25	80	3.2	26	0	13
1958	Smith, J.D.	15	356	23.7	39	0	8	1958	McElhenny, Hugh	24	93	3.9	18	0	16
1959	Lyles, Lenny	25	565	22.6	46	0	10	1959	Woodson, Abe	15	143	9.5	65	0	6
1960	Lyles, Lenny	17	526	30.9	97t	1	2	1960	Woodson, Abe	13	174	13.4	48	0	1
1961	Woodson, Abe	27	782	29.0	98t	1	3	1961	Woodson, Abe	16	172	10.8	80t	1	4
1962	Woodson, Abe	37	1,157	31.3	79	0	1	1962	Woodson, Abe	19	179	9.4	85t	1	4
1963	Woodson, Abe	29	935	32.2	103t	3	1	1963	Woodson, Abe	13	95	7.3	13	0	13
1964	Woodson, Abe	32	880	27.5	70	0	4	1964	Alexander, Kermit	21	189	9.0	70t	1	8
1965	Alexander, Kermit	32	741	23.2	46	0	20	1965	Alexander, Kermit	35	262	7.5	40	0	7
1966	Alexander, Kermit	37	984	26.6	56	0	7	1966	Alexander, Kermit	30	198	6.6	44t	4	6
1967	Cunningham, Doug	31	826	26.6	94	0	5	1967	Cunningham, Doug	27	249	9.2	57	0	3
1968	Alexander, Kermit	20	360	18.0	35	0	24	1968	Alexander, Kermit	24	87	3.6	26	0	16
1969	Smith, Noland	14	310	22.1	60	0	*	1969	Smith, Noland	10	46	4.6	18	0	19
1970	Smith, Noland	14	315	22.5	60	0	16	1970	Taylor, Bruce	43	516	12.0	76	0	2/1
1971	Washington, Vic	33	858	26.0	74	0	12/8	1971	Taylor, Bruce	34	235	6.9	38	0	15/6
1972	Washington, Vic	27	771	28.6	98t	1	4/3	1972	McGill, Ralph	22	219	10.0	33	0	4/3
1973	Washington, Vic	24	549	22.9	38	0	26/10	1973	Taylor, Bruce	15	207	13.8	61	0	1/1
1974	Holmes, Mike	25	612	24.5	57	0	15/6	1974	McGill, Ralph	20	161	8.3	47	0	20/13
1975	Moore, Manfred	26	650	25.0	52	0	10/5	1975	McGill, Ralph	31	290	9.4	34	0	18/9
1976	Leonard, Anthony	26	553	21.3	39	0	29/13	1976	Leonard, Anthony	35	293	8.4	60t	1	20/9
1977	Hofer, Paul	36	871	24.2	48	0	12/7	1977	Leonard, Anthony	22	154	7.0	19	0	30/13
1978	Williams, Dave	34	745	21.9	89t	1	23/8	1978	Steptoe, Jack	11	129	11.7	28	0	*
1979	Owens, James	41	1,002	24.4	85t	1	5/3	1979	Solomon, Freddie	23	142	6.2	14	0	23/9
1980	Owens, James	31	726	23.4	101t	1	4/3	1980	Solomon, Freddie	27	298	11.0	57t	2	3/2
1981	Lawrence, Amos	17	437	25.7	92t	1	3/2	1981	Solomon, Freddie	29	173	6.0	19	0	25/13
1982	McLemore, Dana	16	353	22.1	45	0	18/9	1982	McLemore, Dana	7	156	22.3	93t	1	*
1983	McLemore, Dana	30	576	19.2	39	0	30/14	1983	McLemore, Dana	31	331	10.7	56t	1	6/2
1984	Monroe, Carl	27	561	20.8	44	0	19/9	1984	McLemore, Dana	45	521	11.6	79t	1	4/2
1985	Monroe, Carl	28	717	25.6	95t	1	4/3	1985	McLemore, Dana	38	258	6.8	22	0	21/9
1986	Crawford, Derrick	15	280	18.7	34	0	*	1986	Griffin, Don	38	377	9.9	76t	1	5/2
1987	Rodgers, Del	17	358	21.1	50	0	*	1987	McLemore, Dana	21	265	12.6	83t	1	2/2
1988	DuBose, Doug	32	608	19.0	44	0	27/11	1988	Taylor, John	44	556	12.6	95t	2	1/1
1989	Flagler, Terrence	32	643	20.1	41	0	18/11	1989	Taylor, John	36	417	11.6	37	0	5/4
1990	Carter, Dexter	41	783	19.1	35	0	21/11	1990	Taylor, John	26	212	8.2	30	0	13/8
1991	Carter, Dexter	37	839	22.7	98t	1	5/3	1991	Taylor, John	31	267	8.6	24	0	9/5
1992	Logan, Marc	22	478	21.7	82	0	9/6	1992	Grant, Alan	29	249	8.6	46	0	12/6
1993	Carter, Dexter	25	494	19.8	60	0	18/11	1993	Carter, Dexter	34	411	12.1	72t	1	5/2
1994	Carter, Dexter	48	1,105	23.0	96t	1	15/11	1994	Carter, Dexter	38	321	8.4	26	0	14/11
1995	Carter, Dexter	23	522	22.7	46	0	*	1995	Carter, Dexter	9	164	18.2	78t	1	*
1996	Carter, Dexter	41	909	22.2	71	0	21/10	1996	Carter, Dexter	36	317	8.8	52	0	18/9
1997	Levy, Chuck	36	793	22.0	59	0	22/12	1997	Uwaezuoke, Iheanyi	34	373	11.0	36	0	11/6
1998	Levy, Chuck	22	383	17.4	30	0	*	1998	McQuarters, R.W.	47	406	8.6	72t	1	19/10
1999	McQuarters, R.W.	26	568	21.8	37	0	*	1999	McQuarters, R.W.	18	90	5.0	32	0	*
2000	Williams, Kevin	30	536	17.9	33	0	*	2000	Williams, Kevin	26	220	8.5	25	0	*
2001	Sutherland, Vinny	50	1,140	22.8	65	0	19/11	2001	Sutherland, Vinny	21	147	7.0	19	0	*
2002	Williams, Jimmy	35	765	21.9	50	0	29/18	2002	Williams, Jimmy	20	336	16.8	89t	1	1/1
2003	Wilson, Cedrick	37	836	22.6	95t	1	16/10	2003	Williams, Jimmy	35	240	6.9	20	0	26/11,
2004	Hicks, Maurice	31	623	20.1	35	0	33/19	2004	Battle, Arnaz	31	266	8.6	71t	1	15/6
2005	Hicks, Maurice	34	689	20.3	40	0	36/18	2005	Marshall, Rasheed	17	87	5.1	13	0	*
2006	Hicks, Maurice	57	1,428	25.1	64	0	12/4	2006	Williams, Brandon	22	147	6.7	25	0	28/15
2007	Hicks, Maurice	63	1,502	23.8	55	0	20/9	2007	Lewis, Michael	44	336	7.6	51	0	18/9
2008	Rossum, Allen	47	1,259	26.8	104t	1	6/3	2008	Rossum, Allen	15	223	14.9	45	0	*
2009	Robinson, Michael	18	414	23.0	40	0	*	2009	Battle, Arnaz	21	61	2.9	18	0	28/13
2010	Ginn Jr., Ted	47	992	21.1	61	0	33/17	2010	Ginn Jr., Ted	24	321	13.4	78t	1	3/2
2011	Ginn Jr., Ted	29	800	27.6	102t	1	3/2	2011	Ginn Jr., Ted	38	466	12.3	55t	1	4/3
2012	James, LaMichael	14	417	29.8	62	0	*	2012	Ginn Jr., Ted	32	326	10.2	38	0	11/3

* Insufficient returns to qualify for NFL rankings

* Insufficient returns to qualify for NFL rankings

49ERS YEARLY STATISTICAL LEADERS

INTERCEPTIONS

YEAR	PLAYER	NO	YDS	AVG	LG	TD	RANK
1946	Casanega, Ken	8	146	18.3	68	0	—
1947	Eshmont, Len	6	72	12.0	—	0	—
1948	Carr, Eddie	7	144	20.6	56	1	—
1949	Cason, Jim	9	152	19.9	—	0	—
1950	Powers, Jim	5	42	8.4	26	0	27
1951	Wagner, Lowell	9	115	12.8	40	0	8
1952	Wagner, Lowell	6	69	11.5	30	0	12
1953	Berry, Rex	7	142	20.3	29	1	8
1954	Berry, Rex	3	69	23.0	34t	1	32
1955	Moegle, Dick	6	50	8.3	37	0	14
1956	Moegle, Dick	6	75	12.5	31t	1	12
1957	Moegle, Dick	8	107	13.4	40	0	6
1958	Ridlon, Jim	4	10	2.5	3	0	23
1959	Baker, Dave	5	75	15.0	29	0	10
1960	Baker, Dave	10	96	9.6	28	0	1
1961	Baker, Dave	6	123	20.5	10	0	11
1962	Woodson, Abe	2	31	15.5	31	0	58
1963	Alexander, Kermit	5	72	17.4	38	0	18
1964	Alexander, Kermit	5	65	13.0	24	0	9
1965	Johnson, Jimmy	6	47	7.8	26	0	10
1966	Alexander, Kermit	4	73	18.3	55	0	25
1967	Alexander, Kermit	5	72	14.4	48	0	17
1968	Alexander, Kermit	9	155	17.2	66t	1	2
1969	Alexander, Kermit	5	39	7.8	22	0	14
1970	Taylor, Bruce	3	70	23.3	70	0	48/24
1971	Taylor, Bruce	3	68	22.7	49	0	65/33
1972	Johnson, Jimmy	4	18	4.5	15	0	43/17
1973	Taylor, Bruce	6	30	5.0	22	0	10/5
1974	McGill, Ralph	5	71	14.2	45	0	19/9
1975	Taylor, Bruce	3	29	9.7	15	0	75/36
1976	Rhodes, Bruce	3	42	14.0	30	0	—
1977	Washington, Dave	2	68	34.0	50	0	93/37
1978	Crist, Chuck	6	59	26.5	32	0	11/10
1979	Hicks, Dwight	5	57	11.4	29	0	28/12
1980	Hicks, Dwight	4	73	18.3	44	0	41/19
	Churchman, Ricky	4	7	1.8	7	0	41/19
1981	Hicks, Dwight	9	239	26.6	72	1	3/2
1982	Hicks, Dwight	3	5	1.7	3	0	22/8
1983	Wright, Eric	7	164	23.4	60t	2	6/4
1984	Turner, Keena	4	51	12.8	21	0	40/17
	Lott, Ronnie	4	26	6.5	15	0	48/21
1985	Lott, Ronnie	6	68	11.3	25	0	16/7

YEAR	PLAYER	NO	YDS	AVG	LG	TD	RANK
1986	Lott, Ronnie	10	134	13.4	57t	1	1/1
1987	Lott, Ronnie	5	62	12.4	34	0	11/7
	Griffin, Don	5	1	0.2	1	0	14/9
1988	McKyer, Tim	7	11	1.6	7	0	5/6
1989	Lott, Ronnie	5	34	6.8	28	0	16/9
1990	Waymer, Dave	7	64	9.1	24	0	4/4
1991	Waymer, Dave	4	77	19.3	42	0	23/13
1992	Griffin, Don	5	4	0.8	2	0	15/5
1993	McGruder, Michael	5	89	17.8	37	1	14t/6t
1994	Hanks, Merton	7	93	13.3	38	0	4t/4t
1995	Drakeford, Tyronne	5	54	10.8	37	0	16t/10t
	Hanks, Merton	5	31	6.2	23	0	16t/10t
1996	Pope, Marquez	6	98	16.3	55t	1	4t/2t
1997	Hanks, Merton	6	103	17.2	55t	1	5t/3t
1998	Walker, Darnell	4	78	19.5	36	0	—
	Hanks, Merton	4	37	9.3	37	0	—
	Bronson, Zack	4	34	8.5	28	0	—
	McDonald, Tim	4	22	5.5	18	0	—
1999	Schulters, Lance	6	127	21.2	64t	1	6t/3t
2000	Bronson, Zack	3	75	25.0	43	0	—
	Montgomery, Monty	3	68	22.7	46t	1	—
2001	Bronson, Zack	7	165	23.6	97t	2	7t/4t
	Plummer, Ahmed	7	45	6.4	24	0	7t/4t
2002	Parrish, Tony	7	204	29.1	60	0	3t/2t
2003	Parrish, Tony	9	202	22.4	49	0	1t/1t
2004	Parrish, Tony	4	64	16.0	26	0	21t/10t
2005	Spencer, Shawntae	4	85	21.3	61t	1	19t/9t
	Adams, Mike	4	36	9.0	40t	1	19t/9t
2006	Harris, Walt	8	84	10.5	42	1	3t/1t
2007	Nate Clements	4	74	18.5	62	0	23t/11t
	Walt Harris	4	42	10.5	23	0	23t/11t
2008	Walt Harris	3	25	8.3	24	0	30t/13t
	Takeo Spikes	3	14	4.7	13	0	30t/13t
2009	Goldson, Dashon	4	39	9.8	34	0	23t/14t
2010	Clements, Nate	3	46	15.3	39	0	30/21t
	Spikes, Takeo	3	9	3.0	6	0	30/21t
	Spencer, Shawntae	3	0	0.0	0	0	30/21t
2011	Goldson, Dashon	6	53	8.8	21	0	4t/2t
	Rogers, Carlos	6	106	17.7	31t	1	4t/2t
2012	Goldson, Dashon	3	21	7.0	20	0	29t/17t

QUARTERBACK SACK LEADERS (SINCE 1971)

YEAR	PLAYER	SACKS	YARDAGE
1971	Hardman, Cedrick	18.0	— NA —
1972	Hart, Tommy	17.0	— NA —
1973	Hardman, Cedrick	9.0	— NA —
1974	Hardman, Cedrick	9.0	— NA —
1975	Hardman, Cedrick	15.0	— NA —
1976	Hart, Tommy	16.0	— NA —
1977	Elam, Cleveland	17.5	— NA —
1978	Hardman, Cedrick	10.5	— NA —
1979	Board, Dwaine	7.0	52.0
1980	Stuckey, Jim	8.5	49.5
1981	Dean, Fred	12.0	106.5
1982	Dean, Fred	3.5	28.5
1983	Dean, Fred	17.5	151.5
1984	Board, Dwaine	10.0	82.0
1985	Board, Dwaine	11.5	95.5
1986	Haley, Charles	12.0	109.0
1987	Haley, Charles	6.0	42.0
1988	Haley, Charles	11.5	77.0
1989	Haley, Charles	10.5	88.5
	Holt, Pierce	10.5	85.5
1990	Haley, Charles	16.0	107
1991	Roberts, Larry	7.0	50.0
	Haley, Charles	7.0	49.0

YEAR	PLAYER	SACKS	YARDAGE
1992	Harris, Tim	17.0	116.0
1993	Stubblefield, Dana	10.5	61.5
1994	Stubblefield, Dana	8.5	53.5
1995	Jackson, Rickey	9.5	49.0
1996	Barker, Roy	12.5	74.5
1997	Stubblefield, Dana	15.0	99.0
1998	Doleman, Chris	15.0	81.5
1999	Young, Bryant	11.0	81.0
2000	Young, Bryant	9.5	77.5
2001	Carter, Andre	6.5	57.5
2002	Carter, Andre	12.5	84.0
2003	Peterson, Julian	7.0	64.0
2004	Engleberger, John	6.0	40.5
2005	Young, Bryant	8.0	50.0
2006	Moore, Brandon	6.5	56.0
2007	Young, Bryant	6.5	31.0
2008	Haralson, Parys	8.0	45.0
2009	Lawson, Manny	6.5	38.0
2010	Smith, Justin	8.5	51.5
2011	Smith, Aldon	14.0	104.5
2012	Smith, Aldon	19.5	144.5

49ERS YEARLY STATISTICAL LEADERS

ALL-PURPOSE YARDS (SINCE 1950)

Year	Player	Rush		Rec		Off	Punt Ret		Kick Ret		Ret Def		Tot
		No	Yds	No	Yds	Yds	No	Yds	No	Yds	Yds	Yds	Yds
1950	Perry, Joe	124	647	13	69	716	0	0	12	223	0	0	939
1951	Perry, Joe	136	677	18	167	844	0	0	1	32	0	0	876
1952	McElhenny, Hugh	98	684	26	367	1,051	20	284	20	284	680	0	1,731
1953	McElhenny, Hugh	112	503	30	474	977	15	104	15	368	472	0	1,449
1954	Perry, Joe	173	1,049	26	203	1,252	0	0	0	0	0	0	1,252
1955	Wilson, Billy	0	0	53	831	831	0	0	0	0	0	0	831
1956	McElhenny, Hugh	185	916	16	193	1,109	15	38	13	300	338	0	1,447
1957	McElhenny, Hugh	102	478	37	458	936	0	0	0	0	0	0	936
1958	Perry, Joe	125	758	23	218	976	0	0	0	0	0	0	976
1959	Smith, J.D.	207	1,036	13	133	1,169	0	0	0	0	0	0	1,169
1960	Smith, J.D.	174	780	36	181	961	0	0	0	0	0	0	961
1961	Smith, J.D.	167	823	28	343	1,166	0	0	0	0	0	0	1,166
1962	Woodson, Abe	0	0	0	0	0	19	179	37	1,157	1,336	0	1,336
1963	Woodson, Abe	0	0	0	0	0	13	95	29	935	1,030	0	1,030
1964	Woodson, Abe	0	0	0	0	0	22	133	32	880	1,013	0	1,013
1965	Parks, Dave	0	0	80	1,344	1,344	0	0	0	0	0	0	1,344
1966	Alexander, Kermit	0	0	0	0	0	30	198	37	984	1,182	0	1,182
1967	Cunningham, Doug	0	0	0	0	0	27	249	31	826	1,075	0	1,075
1968	Willard, Ken	227	967	36	232	1,199	0	0	0	0	0	0	1,199
1969	Cunningham, Doug	147	541	51	484	1,025	0	0	0	0	0	0	1,025
1970	Washington, Gene	0	0	53	1,100	1,100	0	0	0	0	0	0	1,100
1971	Washington, Vic	191	811	36	317	1,128	0	0	33	858	858	0	1,986
1972	Washington, Vic	141	468	43	393	861	0	0	27	771	771	0	1,632
1973	McGill, Ralph	0	0	0	0	0	22	186	17	374	560	0	560
1974	Jackson, Wilbur	174	705	23	190	895	0	0	0	0	0	0	895
1975	Williams, Delvin	117	631	34	370	1,001	0	0	0	0	0	0	1,001
1976	Williams, Delvin	248	1,203	27	283	1,486	0	0	0	0	0	0	1,486
1977	Williams, Delvin	268	931	20	179	1,110	0	0	0	0	0	0	1,110
1978	Williams, Dave	0	0	0	0	0	0	0	34	745	745	0	745
1979	Hofer, Paul	123	615	58	662	1,277	0	0	0	0	0	0	1,277
1980	Cooper, Earl	171	720	83	567	1,287	0	0	0	0	0	0	1,287
1981	Clark, Dwight	3	32	85	1,105	1,137	0	0	0	0	0	0	1,137
1982	Clark, Dwight	0	0	60	913	913	0	0	0	0	0	0	913
1983	Craig, Roger	176	725	48	427	1,152	0	0	0	0	0	0	1,152
1984	Tyler, Wendell	246	1,262	28	230	1,492	0	0	0	0	0	0	1,492
1985	Craig, Roger	214	1,050	92	1,016	2,066	0	0	0	0	0	0	2,066
1986	Rice, Jerry	10	72	86	1,570	1,642	0	0	0	0	0	0	1,642
1987	Craig, Roger	215	815	66	492	1,307	0	0	0	0	0	0	1,307
1988	Craig, Roger	310	1,502	76	534	2,036	0	0	0	0	0	0	2,036
1989	Taylor, John	1	6	60	1,077	1,083	36	417	2	51	468	0	1,551
1990	Rice, Jerry	2	0	100	1,502	1,502	0	0	0	0	0	0	1,502
1991	Rice, Jerry	1	2	80	1,206	1,208	0	0	0	0	0	0	1,208
1992	Watters, Ricky	206	1,013	43	405	1,418	0	0	0	0	0	0	1,418
1993	Rice, Jerry	3	69	98	1,503	1,572	0	0	0	0	0	0	1,572
1994	Watters, Ricky	239	877	66	719	1,596	0	0	0	0	0	0	1,596
1995	Rice, Jerry	5	36	122	1,848	1,884	0	0	0	0	0	0	1,884
1996	Rice, Jerry	11	77	108	1,254	1,331	0	0	0	0	0	0	1,331
1997	Hearst, Garrison	234	1,019	21	194	1,213	0	0	0	0	0	0	1,213
1998	Hearst, Garrison	310	1,570	39	535	2,105	0	0	0	0	0	0	2,105
1999	Garner, Charlie	241	1,229	56	535	1,764	0	0	0	0	0	0	1,764
2000	Garner, Charlie	258	1,142	68	647	1,789	0	0	0	0	0	0	1,789
2001	Hearst, Garrison	252	1,206	41	347	1,553	0	0	0	0	0	0	1,553
2002	Owens, Terrell	7	79	100	1,300	1,379	0	0	0	0	0	0	1,379
2003	Barlow, Kevan	201	1,024	35	307	1,331	0	0	0	0	0	0	1,331
2004	Barlow, Kevan	244	822	35	212	1,034	0	0	0	0	0	0	1,034
2005	Hicks, Maurice	59	308	3	12	320	0	0	34	689	689	0	1,009
2006	Gore, Frank	312	1,695	61	485	2,180	0	0	0	0	0	0	2,180
2007	Gore, Frank	260	1,102	53	436	1,538	0	0	0	0	0	0	1,538
2008	Rossum, Allen	1	1	1	4	5	15	223	47	1,259	1,482	0	1,487
2009	Gore, Frank	229	1,120	52	406	1,526	0	0	0	0	0	0	1,526
2010	Ginn Jr., Ted	2	11	12	163	174	24	321	47	992	1,313	0	1,487
2011	Gore, Frank	282	1,211	17	114	1,325	0	0	0	0	0	0	1,325
2012	Gore, Frank	258	1,214	28	234	1,448	0	0	0	0	0	0	1,448

BEST PERFORMANCES VS. 49ERS

SCORING

Points

36 Gale Sayers, at Chi. (12/12/65)

Touchdowns

6 Gale Sayers, at Chi. (12/12/65)

PATs

8 Rafael Septien, at Dal. (10/12/80)
8 Paige Cothren, vs. LA Rams (10/5/58)

PAT Attempts

8 Rafael Septien, at Dal. (10/12/80)
8 Paige Cothren, vs. LA Rams (10/5/58)

Field Goals

6 Neil Rackers, at Arz. in Mexico City
(10/2/05)
5 Morten Andersen, at Atl. (9/3/00)
Chris Jacke, at GB (10/14/96)
Morten Andersen, at NO (10/25/87)
Lou Michaels, at Bal. (9/25/66)

Field Goal Attempts

7 Morten Andersen, at NO (10/25/87)

Long Field Goal

59 Morten Andersen, at Atl. (12/24/95)
56 Al Del Greco, at Hou. (10/27/96)
55 John Kasay, at Car. (10/24/10)
54 Josh Brown, at StL (1/3/10)
Jan Stenerud, vs. KC (12/6/71)

RUSHING

Attempts

35 Clinton Portis, vs. Was. (12/18/04)
Marcel Shipp, at Arz. (10/26/03)
32 Calvin Hill, at Dal. (11/10/74)
Steven Jackson, at StL Rams (12/21/08)

Yards

192 Erric Pegram, vs. Atl. (9/19/93), 27 att.
181 Willie Galimore, vs. Chi. (9/16/62), 22 att.
175 Barry Sanders, vs. Det. (12/23/96), 28 att.
174 Rudi Johnson, at Cin. (12/14/03), 21 att.
174 Leroy Kelly, vs. Cle. (11/3/68), 27 att.

Touchdowns

4 LaDainian Tomlinson, vs. SD (10/15/06)
Gale Sayers, at Chi. (12/12/65)
Rick Casares, vs. Chi. (10/28/56)

Long

84t Chester Taylor, vs. Min. (12/9/07)

PASSING

Attempts

65 Tom Brady, at NE (12/16/12)
61 Brett Favre, at GB (10/14/96)
60 Richard Todd, at NYJ (9/21/80)
58 Glenn Foley, vs. NYJ (9/6/98)
Jay Schroeder, at Was. (12/1/85)

Completions

42 Richard Todd, at NYJ (9/21/80)
36 Tom Brady, at NE (12/16/12)
35 Dieter Brock, at LA Rams (10/27/85)

Yards

484 Kurt Warner, at Arz. (11/25/07)
471 Brad Johnson, vs. Was. (12/26/99)
460 Don Meredith, vs. Dal. (11/10/63)
447 Richard Todd, at NYJ (9/21/80)
444 Dan Fouts vs. SD (12/11/82)

Touchdowns

5 Donovan McNabb, at Phi. (9/18/05)
Kurt Warner, at StL (10/10/99)
Vince Ferragamo, at LA Rams (10/23/83)
Dan Fouts, vs. SD (12/11/82)

Interceptions

7 Steve DeBerg, at TB (9/7/86)
6 Steve Grogan, vs. NE (11/30/80)

Long

96t Tobin Rote to Billy Grimes, vs. GB (12/10/50)

Times Sacked

10 Phil Simms, vs. NYG (11/23/80)
James Harris, at LA Rams (10/11/76)
Bill Munson, vs. LA Rams (12/6/64)

RECEIVING

Receptions

17 Clark Gaines, at NYJ (9/21/80)
12 Reggie Wayne, at Ind. (11/1/09)
Tim Hightower, at Ari. (9/13/09)
Cris Carter, vs. Min. (12/18/95)
Michael Irvin, at Dal. (10/17/93)

Yards

220 Don Beebe, at GB (10/14/96)
214 Harlon Hill, vs. Chi. (10/31/54)
213 Terrell Owens, at Dal. (11/23/08)
210 Roddy White, vs. Atl. (10/11/09)
202 Paul Flatley, vs. Min. (10/24/65)

Touchdowns

4 Isaac Bruce, at StL (10/10/99)
Ahmad Rashad, at Min. (9/2/79)
Harlon Hill, vs. Chi. (10/31/54)

Long

96t Billy Grimes, vs. GB (12/10/50)

INTERCEPTIONS

Interceptions

3 Bill Simpson, vs. LA Rams (11/20/77)
Gene Howard, at LA Rams (11/21/71)
Roy Winston, vs. Min. (10/25/64)
Donald Doll, at Det. (10/8/50)

Yards

107 Aaron Martin, at LA Rams (10/18/64)
101 Tom Pridemore, at Atl. (9/20/81)

Long

101t Tom Pridemore, at Atl. (9/20/81)

SACKS

Sacks

4.5 Kevin Greene, vs. LA Rams (12/18/88)
3.0 13 players

PUNTING

Punts

12 Wilbur Summers, vs. Det. (10/23/77)
Rusty Jackson, vs. LA Rams (11/21/76)

Average

58.5 Reggie Roby, at Mia. (9/28/86) (min. 4 pts)

Long

90 Don Chandler, at GB (10/10/65)

PUNT RETURNS

RETURNS

Returns

8 Rolland Lawrence, vs. Atl. (10/9/77)
7 Nate Burleson, at Sea. (12/6/09)
Alvin Pearman, at Jac. (12/18/05)
J.T. Smith, at Phx. (11/6/88)
Robbie Martin, vs. Ind. (10/5/86)
LeRoy Irvin, vs. LA Rams (10/25/81)
Roland Lawrence, vs. Atl. (10/23/76)

Yards

184 Larry Watkins, at Det. (10/6/63)

Long

90t Larry Watkins, at Det. (10/6/63)

KICKOFF RETURNS

Returns

9 Ahmad Merritt, vs. Chi. (9/7/03)
Eric Metcalf, vs. Atl. (9/29/96)

Yards

222 Leon Washington, vs. Sea. (12/12/10)
208 Ron Smith, at Chi. (11/19/72)

Long

109 Mel Gray, vs. NO (9/21/86)

49ERS SINGLE-SEASON TEAM RECORDS

SCORING

Most Points Scored

505 (1994, 16 games)
479 (1998, 16 games)
475 (1984, 16 games)

Highest Average

31.6 (1994, 16 games)
31.0 (1953, 12 games)
30.6 (1987, 15 games)

Fewest Points Scored

198 (1963, 14 games)
208 (1960, 12 games)
213 (1950, 12 games)
209 (1982, 9 games)

Lowest Average

13.7 (2007, 16 games)
13.7 (1978, 16 games)
14.1 (1963, 14 games)

TOUCHDOWNS

Most Scored

66 (1994, 16 games)
61 (1998, 16 games)
(1993, 16 games)
59 (1987, 16 games)

Fewest Scored

21 (1960, 12 games)
23 (2005, 16 games)

Most Allowed

54 (2004, 16 games)
54 (1979, 16 games)
53 (1999, 16 games)

Fewest Allowed

23 (2011, 16 games)
23 (1971, 14 games)
24 (1984, 16 games)
24 (1982, 9 games)
24 (1951, 12 games)

Most by Rushing

24 (1979, 16 games)
(1955, 12 games)
23 (1956, 12 games)

Most by Passing

36 (1999, 16 games)
29 (1980, 16 games)
28 (2005, 16 games)

KICKING

Most Field Goals Made

44 (2011, 16 games)
30 (1996, 16 games)
29 (2012, 16 games)
(2008, 16 games)
(2006, 16 games)
(1997, 6 games)
(1989, 16 games)

Most PATs Made

60 (1994, 16 games)
59 (1993, 16 games)
56 (1984, 16 games)

RUSHING

Most Attempts

585 (1978, 16 games)
576 (1976, 14 games)
564 (1977, 14 games)

Most Yards Gained

2,544 (1998, 16 games)
2,523 (1988, 16 games)
2,498 (1954, 12 games)

Highest Average

5.7 (1954, 12 games)
5.2 (1998, 16 games)
5.1 (2012, 16 games)

Most Touchdowns

28 (1954, 12 games)
27 (1961, 14 games)
26 (1993, 16 games)
26 (1953, 12 games)

PASSING

Most Attempts

644 (1995, 16 games)
602 (1979, 16 games)
597 (1980, 16 games)
583 (2000, 16 games)
583 (1990, 16 games)

Most Completions

432 (1995, 16 games)
366 (2000, 16 games)
363 (1980, 16 games)
361 (1979, 16 games)
360 (1990, 16 games)

Highest Completion Pct.

70.3 (1994, 16 games)
70.2 (1989, 16 games)
67.6 (1993, 16 games)
67.1 (1995, 16 games)
66.5 (1992, 16 games)

Most Yards Gained (Gross)

4,779 (1995, 16 games)
4,584 (1989, 16 games)
4,510 (1998, 16 games)
4,480 (1993, 16 games)
4,400 (2000, 16 games)

Highest Avg. Gain Per Att.

9.49 (1989, 16 games)
8.84 (1961, 14 games)
8.55 (1993, 16 games)

TOTAL NET YARDS

Most Yards Gained

6,800 (1998, 16 games)
6,435 (1993, 16 games)
6,366 (1984, 16 games)
6,268 (1989, 16 games)
6,195 (1992, 16 games)

FIRST DOWNS

Most First Downs

381 (1998, 16 games)
372 (1993, 16 games)
362 (1994, 16 games)
357 (1987, 15 games)
356 (1984, 16 games)

Most by Rushing

141 (2002, 16 games)
141 (1988, 16 games)
138 (1984, 16 games)

Most by Passing

231 (1995, 16 games)
223 (1998, 16 games)
213 (1986, 16 games)

Most by Penalty

34 (1978, 16 games)
31 (2011, 16 games)
30 (1994, 16 games)

FUMBLES

Most Opp. Fumbles Recovered

27 (1978, 16 games)
22 (1959, 12 games)
21 (1981, 16 games)
21 (1950, 12 games)

INTERCEPTIONS

Most Thrown

36 (1978, 16 games)
29 (1958, 12 games)
28 (1974, 14 games)
28 (1955, 12 games)

Most Intercepted

39 (1986, 16 games)
33 (1951, 12 games)
27 (1981, 16 games)

PENALTIES

Most Penalties

134 (2000, 16 games)
133 (1998, 16 games)
120 (1999, 16 games)

Most Yards Penalized

1,156 (1998, 16 games)
1,135 (2000, 16 games)
1,045 (1999, 16 games)

QUARTERBACK SACKS

Most Sacks Recorded

61 (1976, 14 games)
60 (1985, 16 games)
57 (1983, 16 games)
54 (1997, 16 games)

Most Sacks Allowed

55 (2008, 16 games)
55 (2007, 16 games)
53 (1998, 16 games)

Fewest Sacks Allowed

20 (1982, 9 games)
22 (2002, 16 games)
24 (1991, 16 games)

Best Season, Win Percentage

.938 – 1984

Best Season, Win Total

Won 15, Lost 1 – 1984

Worst Season, Win Percentage

.125 – 1978, 1979, 2002

Longest Winning Streak

15 – 11/27/89 to 11/18/90

Longest Winning Streak at Home

19 – 12/23/96 to 10/3/99

Longest Losing Streak at Home

7 – 10/28/62 to 9/22/63

Longest Winning Streak on Road

18 – 11/27/88 to 12/30/90

Longest Losing Streak on Road

18 – 12/4/77 to 12/16/79

Longest Losing Streak

9 – 10/8/78 to 12/3/78

Most Consecutive Wins to Start Season

10 – 1990

Most Consecutive Wins to End Season

9 – 1984

Most Consecutive Losses to Start Season

7 – 1979

Most Consecutive Losses to End Season

5 – 1963

Total Shutouts by 49ers

29 – Last at NYJ (9/30/12)

Most Shutouts in a Season

3 – 2001

Most Consecutive Games Scored Points

420 – 10/16/77 to 9/19/04

Largest Comeback Victory

38–35 (OT) victory vs. New Orleans at Candlestick Park, December 7, 1980 (came back from 35–7 deficit in 2nd qtr.)

49ERS SINGLE-GAME TEAM RECORDS

SCORING

Most Points Scored

56 vs. Atl. (10/18/92)
 55 at Det. (12/19/93)
 52 vs. Chi. (12/23/91)
 52 vs. Chi. (12/19/65)
 51 vs. Min. (12/8/84)

Most Points Allowed

61 at Chi. (12/12/65)
 59 at Dal. (10/12/80)
 52 at Was. (10/23/05)

Most Points by Both Teams

83 49ers 41, Vikings 42 (at SF), 10/24/65
 81 49ers 20, Bears 61 (at Chi.), 12/12/65
 81 49ers 38, Saints 43 (at NO), 11/23/69

Most Points Scored in 1st Quarter

27 vs. GB (12/7/58)
 21 (Several times) Last: vs. Min. (12/18/95)

Most Points Allowed in 1st Quarter

24 at Chi. (10/29/06)

Most Points Scored in 2nd Quarter

28 at Min. (9/8/83)
 28 vs. LA Rams (10/28/51)
 24 (Several times) Last: vs. Atl. (12/4/94)

Most Points Allowed in 2nd Quarter

28 at Min. (9/29/63)
 27 at NYG (10/14/79)

Most Points Scored in 1st Half

42 vs. Atl. (10/18/92)
 41 at Min. (9/8/83)
 38 vs. LA Rams (10/28/51)

Most Points Allowed in 1st Half

41 at Chi. (10/29/06)
 38 at Dal. (10/12/80)

Most Points Scored in 3rd Quarter

21 vs. Arz. (1/2/11)
 21 at NO (9/4/88)
 21 at StL (9/18/83)
 21 vs. Hou. (12/13/81)
 21 vs. NO (10/21/73)

Most Points Allowed in 3rd Quarter

24 vs. StL (10/6/74)
 21 (Several times) Last: at Ten. (11/27/05)

Most Points Scored in 4th Quarter

28 vs. Chi. (12/22/91)
 28 at Phi. (9/24/89)
 28 at LA Rams (10/23/83)

Most Points Allowed in 4th Quarter

28 at StL (12/30/02)
 24 at NE (12/16/12)
 23 vs. Phi. (10/12/08)

Most Points Scored in 2nd Half

35 vs. Atl. (9/15/85)
 31 at LA Rams (10/23/83)
 30 vs. NO (10/21/73)

Most Points Allowed in 2nd Half

36 at NO (11/23/69)
 35 at Jac. (9/12/99)

Most Decisive Victory

49 49ers 49 at Lions 0, 10/1/61

Most Decisive Loss

45 Cowboys 59 vs. 49ers 14, 10/12/80

TOUCHDOWNS

Most Scored

8 vs. Atl. (10/18/92)
 7 vs. Arz. (12/7/03)
 7 at Det. (12/19/93)
 7 vs. Chi. (12/23/91)
 7 vs. LA Rams (12/27/87)
 7 at Atl. (10/29/72)
 7 at Det. (10/1/61)
 7 vs. Dal. Texans (10/26/52)

Most Allowed

9 at Chi. (12/12/65)
 8 at Dal. (10/12/80)
 at LA Rams (11/9/58)

Most Scored by Rushing

6 at Det. (10/1/61)

Most Allowed by Rushing

5 at Chi. (12/12/65)

Most Scored by Passing

6 at Atl. (10/14/90)

Most Allowed by Passing

5 (Five times) Last: at Phi. (9/18/05)

KICKING

Most Field Goals Made

6 vs. Atl. (9/29/96)
 6 at NO (10/16/83)

Most Field Goals Allowed

6 vs. Arz. (10/2/05), Mex. City

NET YARDS

Most Yards Gained

621 vs. Buf. (10/7/12) (311 rush, 310 pass)
 598 vs. Buf. (9/13/92) (159 rush, 439 pass)
 597 vs. Bal. (12/13/53) (252 rush, 345 pass)
 590 vs. Atl. (10/18/92) (191 rush, 399 pass)

Most Yards Allowed

584 at Chi. (12/12/65) (183 rush, 401 pass)
 583 at Phi. (9/18/05) (140 rush, 443 pass)
 577 vs. LA Rams (11/9/58) (324 rush, 253 pass)

Fewest Yards Gained

61 at Det. (10/6/63) (71 rush, -10 pass)
 81 vs. GB (12/10/60) (71 rush, 10 pass)
 88 vs. LA Rams (11/21/76) (70 rush, 18 pass)

Fewest Yards Allowed

44 vs. Atl. (10/23/76) (83 rush, -39 pass)
 61 at Det. (10/6/63) (71 rush, -10 pass)
 65 at Det. (10/12/52) (40 rush, 25 pass)

FIRST DOWNS

Most First Downs

36 vs. Ind. (10/18/98)
 33 vs. Hou. (11/8/87)
 32 vs. LA Rams (11/20/94)

Most First Downs Allowed

32 at NE (12/16/12)
 32 at StL (9/17/00)

Fewest First Downs

3 vs. Bal. (11/22/59)
 5 at Bal. (10/13/63)

Fewest First Downs Allowed

2 vs. NO (10/21/73)
 4 at Det. (10/12/52)
 5 at Bal. (10/13/63)

Most by Rushing

21 vs. Det. (12/14/98)
 20 at Min. (10/15/61)

Fewest by Rushing

0 at Min. (12/14/69)
 0 at Bal. (10/13/63)

Most Allowed by Rushing

19 at GB (10/11/59)

Fewest Allowed by Rushing

0 (Seven times) Last: at Arz. (11/29/10)

Most by Passing

24 at Cin. (12/5/99)
 24 at Atl. (10/14/90)

Most Allowed by Passing

25 at NYJ (9/21/80)
 23 vs. Dal. (11/10/63)

Fewest by Passing

1 (Six times) Last: vs. TB (10/30/05)

Fewest Allowed by Passing

0 vs. NO (10/21/73)
 0 vs. LA Rams (10/10/71)

Most by Penalty

8 at NO (10/11/98)

Most Allowed by Penalty

8 vs. Oak. (10/8/00)

RUSHING

Most Attempts

59 at Min. (12/4/77)
 56 vs. Det. (10/25/63)
 56 at GB (Milw.) (10/10/54)
 56 vs. Bal. (10/29/50)

Most Attempts Allowed

59 at Dal. (10/12/80)

Fewest Attempts

10 at GB (11/22/09)

Most Yards Gained

328 vs. Det. (12/14/98)
 324 at Min. (10/15/61)
 317 vs. Min. (11/29/76)

Most Yards Allowed

324 at LA Rams (11/9/58)

Fewest Yards Gained

5 vs. Hou. (12/7/75)
 12 at Min. (12/14/69)

Fewest Yards Allowed

7 at NO (10/1/72)
 9 vs. StL (11/2/03)

49ERS SINGLE-GAME TEAM RECORDS

PASSING

Most Attempts

63 vs. Phi. (11/25/02)
60 at Was. (12/17/86)
57 vs. Arz. (10/10/04)
57 at Atl. (10/6/85)

Most Attempts Allowed

65 at NE (12/16/12)
61 at GB (10/14/96)
60 at NYJ (9/21/80)
58 vs. NYJ (9/6/98)
58 at Mia. (9/28/86)
58 at Was. (12/1/85)

Fewest Attempts

8 vs. NO (11/27/77)
8 vs. Min. (11/29/76)
12 at Atl. (11/6/77)
12 at GB (9/12/76)

Fewest Attempts Allowed

4 vs. NO (10/15/78)
6 at NYG (10/16/77)
7 at NO (11/13/77)

Most Completions

38 vs. Arz. (10/10/04)
37 at Atl. (10/6/85)
36 at Dal. (12/8/02)
36 vs. Phi. (11/25/02)
36 vs. Chi. (12/17/00)

Most Completions Allowed

42 at NYJ (11/21/80)
36 at NE (12/16/12)
35 at Arz. (11/25/07)
35 at LA Rams (10/27/85)
35 at Mia. (9/28/86)

Fewest Completions

1 at Chi. (11/13/05)
3 vs. Min. (11/29/76)
4 vs. Pit. (9/19/77)

Fewest Completions Allowed

2 vs. NO (10/15/78)
2 at NYG (10/16/77)
2 vs. LA Rams (10/10/71)

Most Yards Gained (gross)

488 at LA Rams (11/29/93)
476 at Atl. (10/14/90)
458 at LA Rams (12/11/89)

Most Yards Allowed (gross)

486 at Arz. (11/25/07)
471 vs. Was. (12/26/99)
460 vs. Dal. (11/10/63)

Fewest Yards Gained (gross)

28 at Chi. (11/13/05)
32 vs. Min. (11/29/76)
34 vs. GB (12/10/60)

Fewest Yards Allowed (gross)

13 vs. Chi. (9/16/62)
13 vs. LA Rams (10/10/71)
17 vs. NO (10/21/73)
31 vs. NO (10/15/78)

PENALTIES

Most Penalties

22 at Buf. (10/4/98)
16 at Atl. (1/3/00)
15 at Det. (10/16/11)
15 vs. Car. (12/8/96)
15 at Was. (11/17/86)

Most Penalties by Opponent

22 at Buf. (10/4/98)

Fewest Penalties

0 (Three times) Last: at NO (1/6/02)

Fewest Penalties by Opponent

0 (Five times) Last: at Bal. (10/26/69)

Most Yards Penalized

178 at Buf. (10/4/98)
177 at LA Rams (9/18/94)
168 at StL (10/24/71)

Most Yards Opponent Penalized

165 at Min. (10/13/66)
136 at LA Rams (10/8/78)
133 vs. Cin. (10/1/78)

Fewest Yards Penalized

0 (Three times) Last: at NO (1/6/02)

Fewest Yards Opponent Penalized

0 (Five times) Last: at Bal. (10/26/69)

FUMBLES

Most Committed

10 vs. Det. (12/17/78)

Most Lost

6 at Min. (10/15/61)
6 at Cle. (11/12/50)

Most Committed by Opponent

8 vs. Min. (10/24/65)
8 at NYG (12/1/57)

Most Lost by Opponent

6 at NYG (12/1/57)

INTERCEPTIONS

Most Intercepted

7 at TB (9/7/86)
6 vs. NO (9/14/97)
6 vs. NE (11/30/80)
6 at Chi. (10/17/54)
6 vs. LA Rams (10/28/51)

Most Thrown

7 at LA Rams (10/18/64)
6 vs. Bal. (12/5/59)
6 at Det. (11/4/73)

Most Interception Yards

171 vs. StL (11/26/95)
163 at GB (10/26/86)

Most Interception Yards By Opponent

314 at LA Rams (10/18/64)
147 vs. Was. (12/18/04)

TURNOVERS

Most Forced by Defense

9 at Oak. (12/20/70), 4 FRs, 5 INTs
8 vs. NO (9/14/97), 2 FRs, 6 INTs
8 vs. Cin. (10/1/78), 3 FRs, 5 INTs

Most Committed

10 at Dal. (10/12/80), 5 FRs, 5 INTs
9 at Cle. (11/12/50), 6 FRs, 3 INTs

PUNTS

Most Punts

11 vs. LA Rams (11/21/76)
11 at Chi. (10/17/54)

Most Punts by Opponent

12 vs. Det. (10/23/77)
12 vs. LA Rams (11/21/76)

Fewest Punts

0 (Eight times) Last at Det. (12/19/93)

Fewest Punts by Opponent

0 (Several times) Last: at NO (10/20/02)

PUNT RETURNS

Most Punt Returns

9 vs. NO (10/17/76)
9 at Atl. (10/29/72)
8 (Four times) Last: vs. StL (11/21/82)

Most Punt Returns by Opponent

9 at Det. (10/6/63)
9 vs. Atl. (10/9/77)

Most Punt Return Yards

144 vs. Phi. (9/27/59)
141 vs. NO (10/17/76)
133 at Hou. (11/15/70)

Most Punt Return Yards by Opponent

231 at Det. (10/6/63)
166 vs. LA Rams (10/25/81)

KICKOFF RETURNS

Most Kickoff Returns

10 vs. SD (10/15/06)
9 (Five times): Last vs. Phi. (10/12/08)

Most Kickoff Returns by Opponent

10 vs. Atl. (9/29/96)
9 (Six times) Last vs. Chi. (9/7/03)

Most Kickoff Return Yards

256 at Det. (11/14/54)
248 at Det. (9/23/62)

Most Kickoff Return Yards by Opponent

260 at Dal. (11/11/65)
233 vs. NO (9/21/86)

SACKS

Most Sacks Made

10 vs. NYG (11/23/80)
10 at LA Rams (10/11/76)
10 vs. LA Rams (12/6/64)

Most Sacks Allowed

9 at Bal. (11/24/11)
9 at GB (11/1/98)
9 vs. LA Rams (12/18/88)

ALL-TIME TEAM HIGHS AND LOWS

<u>49ERS HIGHS</u>			<u>CATEGORY</u>	<u>49ERS LOWS</u>		
56	vs. Atl.	10/18/92	POINTS	0	(13x) last vs. TB	11/21/10
8	vs. Atl.	10/18/92	TOUCHDOWNS	0	last vs. NYG	10/14/12
6	at Det.	10/1/61	RUSHING TOUCHDOWNS	0	last at Sea.	12/23/12
6	at Atl.	10/14/90	PASSING TOUCHDOWNS	0	last vs. Mia.	12/9/12
6	last vs. Arz.	11/20/11	FIELD GOALS ATTEMPTED	0	last at SD	12/16/10
6	last vs. Atl.	9/29/96	FIELD GOALS MADE	0	last at SD	12/16/10
36	vs. Ind.	10/18/98	TOTAL FIRST DOWNS	3	vs. Bal.	11/22/59
21	vs. Det.	12/14/98	RUSHING FIRST DOWNS	0	last at Min.	12/14/69
24	(2x) last at Cin.	12/5/99	PASSING FIRST DOWNS	1	(6x) last vs. TB	10/30/05
621	vs. Buf.	10/7/12	TOTAL NET YARDS	61	at Det.	10/6/63
59	at Min.	12/4/77	RUSHING ATTEMPTS	10	at GB	11/22/09
328	vs. Det.	12/14/98	NET RUSHING YARDS	5	vs. Hou.	12/7/75
475	at LA Rams	11/29/93	NET YARDS PASSING	10	at Det.	10/6/63
10	(3x) last vs. NYG	11/23/80	QB SACKS ALLOWED	0	last at NO	11/25/12
488	at LA Rams	11/29/93	GROSS YARDS PASSING	28	at Chi.	11/13/05
63	vs. Phi.	11/25/02	PASS ATTEMPTS	10	at Det.	10/6/63
38	vs. Arz.	10/10/04	PASS COMPLETIONS	1	at Chi.	11/13/05
7	at LA Rams	10/18/64	INTERCEPTIONS THROWN	0	last vs. Arz.	12/30/12
9	at Oak.	12/20/70	TOTAL TAKEAWAYS	0	last vs. NYG	10/14/12
10	at Det.	12/17/78	FUMBLES BY	0	last vs. Chi.	11/19/12
6	at Min.	10/15/61	FUMBLES LOST	0	last vs. Arz.	12/30/12
11	(2x) last vs. LA Rams	11/21/76	PUNTS	0	(8x) last at Det.	12/19/93
61.0	at Cle.	9/13/93	PUNTING AVERAGE	0	(8x) last at Det.	12/19/93
22	at Buf.	10/4/98	PENALTIES	0	(3x) last at NO	1/6/02
178	at Buf.	10/4/98	YARDS PENALIZED	0	(3x) last at NO	1/6/02
<u>OPPONENT'S HIGHS</u>			<u>CATEGORY</u>	<u>OPPONENT'S LOWS</u>		
61	at Chi.	12/12/65	POINTS	0	(29x) last at NYJ	9/30/12
9	at Chi.	12/12/65	TOUCHDOWNS	0	(89x) last at Arz.	10/29/12
5	at Chi.	12/12/65	RUSHING TOUCHDOWNS	0	last vs. Arz.	12/30/12
5	(6x) last at Phi.	9/18/05	PASSING TOUCHDOWNS	0	last at StL	12/2/12
7	vs. NO	10/25/87	FIELD GOALS ATTEMPTED	0	last at NO	11/25/12
6	at Arz.	10/2/05	FIELD GOALS MADE	0	last at NO	11/25/12
32	at StL	9/17/00	TOTAL FIRST DOWNS	2	vs. NO	10/21/73
19	at GB	10/11/59	RUSHING FIRST DOWNS	0	(8x) last at Arz.	10/29/12
25	at NYJ	9/21/80	PASSING FIRST DOWNS	0	(2x) last vs. NO	10/21/73
584	at Chi.	12/12/65	TOTAL NET YARDS	44	vs. Atl.	10/23/76
62	vs. Chi.	9/24/50	RUSHING ATTEMPTS	8	vs. StL	11/2/03
324	at LA Rams	11/9/58	NET RUSHING YARDS	7	(2x) last at Arz.	10/29/12
456	at Arz.	11/25/07	NET YARDS PASSING	-39	vs. Atl.	10/23/76
9	(2x) last at GB	11/1/98	QB SACKS ALLOWED	0	last at Min.	9/23/12
486	at Arz.	11/25/07	GROSS YARDS PASSING	13	(2x) last vs. LA Rams	10/10/71
65	at NE	12/16/12	PASS ATTEMPTS	4	vs. NO	10/15/78
42	vs. NYJ	9/21/80	PASS COMPLETIONS	2	(3x) vs. NO	10/15/78
7	at TB	9/7/86	INTERCEPTIONS THROWN	0	last vs. Mia.	12/9/12
10	at Dal.	10/12/80	TOTAL TAKEAWAYS	0	last vs. Arz.	12/30/12
8	vs. Min.	10/24/65	FUMBLES BY	0	last at StL	12/2/12
5	vs. Arz.	12/14/09	FUMBLES LOST	0	last at StL	12/2/12
12	(2x) last vs. Det.	10/23/77	PUNTS	0	(2x) last at NO	10/20/02
62.0	at GB	10/21/62	PUNTING AVERAGE	21.0	at Bal.	10/1/67
17	at Atl.	11/5/78	PENALTIES	0	(5x) last at Bal.	10/26/69
165	at Min.	10/13/66	YARDS PENALIZED	0	(5x) last at Bal.	10/26/69

49ERS POSTSEASON HISTORY

Overall Playoff Record: 29–20

Home: 21–10

Away: 3–9

Neutral Site: 5–1

Super Bowl Championships: (5) 1981, 1984, 1988, 1989, 1994

Date	Game	Winner	Loser	Score	Site	Head Coach
1949 Season						
Dec. 4, 1949	First Round	49ers	N.Y. Yanks	17–7	Kezar Stadium	Lawrence T. Shaw
Dec. 11, 1949	AAFC Championship	Cleveland	49ers	21–7	Kezar Stadium	Lawrence T. Shaw
1957 Season						
Dec. 22, 1957	Playoff Game	Detroit	49ers	31–27	Kezar Stadium	Frankie Albert
1970 Season						
Dec. 27, 1970	NFC Divisional	49ers	Minnesota	17–14	Metropolitan Stadium	Dick Nolan
Jan. 3, 1971	NFC Championship	Dallas	49ers	17–10	Kezar Stadium	Dick Nolan
1971 Season						
Dec. 26, 1971	NFC Divisional	49ers	Washington	24–20	Candlestick Park	Dick Nolan
Jan. 2, 1972	NFC Championship	Dallas	49ers	14–3	Texas Stadium	Dick Nolan
1972 Season						
Dec. 23, 1972	NFC Divisional	Dallas	49ers	30–28	Candlestick Park	Dick Nolan
1981 Season						
Jan. 3, 1982	NFC Divisional	49ers	N.Y. Giants	38–24	Candlestick Park	Bill Walsh
Jan. 10, 1982	NFC Championship	49ers	Dallas	28–27	Candlestick Park	Bill Walsh
Jan. 24, 1982	Super Bowl XVI	49ers	Cincinnati	26–21	Pontiac Silverdome	Bill Walsh
1983 Season						
Dec. 31, 1983	NFC Divisional	49ers	Detroit	24–23	Candlestick Park	Bill Walsh
Jan. 8, 1984	NFC Championship	Washington	49ers	24–21	RFK Stadium	Bill Walsh
1984 Season						
Dec. 29, 1984	NFC Divisional	49ers	N.Y. Giants	21–10	Candlestick Park	Bill Walsh
Jan. 6, 1985	NFC Championship	49ers	Chicago	23–0	Candlestick Park	Bill Walsh
Jan. 20, 1985	Super Bowl XIX	49ers	Miami	38–16	Stanford Stadium	Bill Walsh
1985 Season						
Dec. 29, 1985	NFC Wild Card	N.Y. Giants	49ers	17–3	Giants Stadium	Bill Walsh
1986 Season						
Jan. 4, 1987	NFC Divisional	N.Y. Giants	49ers	49–3	Giants Stadium	Bill Walsh
1987 Season						
Jan. 9, 1988	NFC Divisional	Minnesota	49ers	36–24	Candlestick Park	Bill Walsh
1988 Season						
Jan. 1, 1989	NFC Divisional	49ers	Minnesota	34–9	Candlestick Park	Bill Walsh
Jan. 8, 1989	NFC Championship	49ers	Chicago	28–3	Soldier Field	Bill Walsh
Jan. 22, 1989	Super Bowl XXIII	49ers	Cincinnati	20–16	Joe Robbie Stadium	Bill Walsh
1989 Season						
Jan. 6, 1990	NFC Divisional	49ers	Minnesota	41–13	Candlestick Park	George Seifert
Jan. 14, 1990	NFC Championship	49ers	L.A. Rams	30–3	Candlestick Park	George Seifert
Jan. 28, 1990	Super Bowl XXIV	49ers	Denver	55–10	LA Superdome	George Seifert
1990 Season						
Jan. 12, 1991	NFC Divisional	49ers	Washington	28–10	Candlestick Park	George Seifert
Jan. 20, 1991	NFC Championship	N.Y. Giants	49ers	15–13	Candlestick Park	George Seifert
1992 Season						
Jan. 9, 1993	NFC Divisional	49ers	Washington	20–13	Candlestick Park	George Seifert
Jan. 17, 1993	NFC Championship	Dallas	49ers	30–20	Candlestick Park	George Seifert
1993 Season						
Jan. 15, 1994	NFC Divisional	49ers	N.Y. Giants	44–3	Candlestick Park	George Seifert
Jan. 23, 1994	NFC Championship	Dallas	49ers	38–21	Texas Stadium	George Seifert
1994 Season						
Jan. 7, 1995	NFC Divisional	49ers	Chicago	44–15	Candlestick Park	George Seifert
Jan. 15, 1995	NFC Championship	49ers	Dallas	38–28	Candlestick Park	George Seifert
Jan. 29, 1995	Super Bowl XXIX	49ers	San Diego	49–26	Joe Robbie Stadium	George Seifert
1995 Season						
Jan. 6, 1996	NFC Divisional	Green Bay	49ers	27–17	3Com Park	George Seifert
1996 Season						
Dec. 29, 1996	NFC Wild Card	49ers	Philadelphia	14–0	3Com Park	George Seifert
Jan. 4, 1997	NFC Divisional	Green Bay	49ers	35–14	Lambeau Field	George Seifert

49ERS POSTSEASON HISTORY (CONT.)

Date	Game	Winner	Loser	Score	Site	Head Coach
1997 Season						
Jan. 3, 1998	NFC Divisional	49ers	Minnesota	38–22	3Com Park	Steve Mariucci
Jan. 11, 1998	NFC Championship	Green Bay	49ers	23–10	3Com Park	Steve Mariucci
1998 Season						
Jan. 3, 1999	NFC Wild Card	49ers	Green Bay	30–27	3Com Park	Steve Mariucci
Jan. 9, 1999	NFC Divisional	Atlanta	49ers	20–18	Georgia Dome	Steve Mariucci
2001 Season						
Jan. 13, 2002	NFC Wild Card	Green Bay	49ers	25–15	Lambeau Field	Steve Mariucci
2002 Season						
Jan. 5, 2003	NFC Wild Card	49ers	N.Y. Giants	39–38	3Com Park	Steve Mariucci
Jan. 12, 2003	NFC Divisional	Tampa Bay	49ers	31–6	Raymond James Stadium	Steve Mariucci
2011 Season						
Jan. 14, 2012	NFC Divisional	49ers	New Orleans	36–32	Candlestick Park	Jim Harbaugh
Jan. 22, 2012	NFC Championship	N.Y. Giants	49ers	20–17 (OT)	Candlestick Park	Jim Harbaugh
2012 Season						
Jan. 12, 2013	NFC Divisional	49ers	Green Bay	45–31	Candlestick Park	Jim Harbaugh
Jan. 20, 2013	NFC Championship	49ers	Atlanta	28–24	Georgia Dome	Jim Harbaugh
Feb. 3, 2013	Super Bowl XLVII	Baltimore	San Francisco	34–31	Mercedes-Benz Superdome	Jim Harbaugh

49ERS PLAYOFF RECORD VS. OPPONENT

Chicago	3–0	1.000	San Diego	1–0	1.000	Dallas	2–5	.400
Cincinnati	2–0	1.000	New Orleans	1–0	1.000	Green Bay	2–4	.333
Denver	1–0	1.000	Minnesota	4–1	.800	Baltimore	0–1	.000
L.A. Rams	1–0	1.000	Washington	3–1	.750	Cleveland	0–1	.000
Miami	1–0	1.000	Atlanta	1–1	.500	Tampa Bay	0–1	.000
N.Y. Yanks	1–0	1.000	N.Y. Giants	4–4	.500			
Philadelphia	1–0	1.000	Detroit	1–1	.500			

THE 49ERS PLAYOFF RECORD WHEN...

21–1	Winning the turnover battle	9–2	Rushing for 150 yards–or–more
3–18	Losing the turnover battle	2–12	Rushing for less than 100 yards
3–0	Tying the turnover battle	20–2	Rushing 30 times–or–more
6–0	Committing no turnovers	9–2	Opponents pass for 300 yards–or–more
22–3	Leading at halftime	14–10	Opponents pass for 250 yards–or–less
5–12	Trailing at halftime	8–16	Opponents rush for 100 yards–or–more
1–3	Tied at halftime	19–3	Opponents rush for less than 100 yards
25–4	Leading after three quarters	5–15	Opponents rush 30 times–or–more
3–15	Trailing after three quarters	24–13	Playing on grass
16–5	Scoring first	4–6	Playing on turf
26–8	Scoring 20–or–more points	21–10	Playing at home
16–2	Holding opponents under 17 points	3–9	Playing on the road
8–4	Passing for 300 yards–or–more	11–7	Decided by touchdown–or–less
17–10	Passing for 250 yards–or–less	0–1	Game goes into overtime
25–6	Rushing for 100 yards–or–more		

49ERS INDIVIDUAL PLAYOFF RECORDS - SERVICE & SCORING

SERVICE

Player	Games	Starts
1. Jerry Rice (WR)	23	23
2. Jesse Sapolu (C/G)	22	19
4. Brent Jones (TE)	21	19
5. Steve Young (QB)	20	14
6. Harris Barton (T)	19	19
Ronnie Lott (S)	19	19
Joe Montana (QB)	19	19

MOST TOUCHDOWNS, Career

Player	Games	TDs
1. Jerry Rice (WR)	23	19
2. Ricky Watters (RB)	7	10
3. Roger Craig (RB)	15	9

MOST TOUCHDOWNS, Game (Non-QB)

Player	Game	TDs
1. Ricky Watters (RB)	vs. NYG (1/15/94), NFC-D	5
2. Roger Craig (RB)	Mia. (1/20/85), SB	3
William Floyd (FB)	Chi. (1/7/95), NFC-D	3
Jerry Rice (WR)	Min. (1/1/89), NFC-D	3
Jerry Rice (WR)	SD (1/29/95), SB	3
Jerry Rice (WR)	Den. (1/28/90), SB	3
Larry Schreiber (RB)	Dal. (12/23/72), NFC-D	3
Ricky Watters (RB)	SD (1/29/95), SB	3

MOST POINTS, Career

Player	Years	Gms	TDs	Rsh	Rec	Ret	2-pt	PAT	FG	Pts
1. Jerry Rice (WR)	1985-2000	23	19	0	19	0	0	0/0	0/0	114
2. Mike Cofer (K)	1988-93	12	0	0	0	0	0	42/46	12/19	78
3. Ray Wersching (K)	1977-87	11	0	0	0	0	0	30/30	13/20	69
4. Ricky Watters (RB)	1991-94	7	10	7	3	0	0	0/0	0/0	60
5. Roger Craig (RB)	1983-90	15	9	7	2	0	0	0/0	0/0	54

MOST POINTS, Game

Player	Game	Points
1. Ricky Watters (RB)	vs. NYG (1/15/94), NFC-D - 5 TDs	30
2. Jerry Rice (WR)	vs. SD (1/29/95), SB - 3 TDs	18
Ricky Watters (RB)	vs. SD (1/29/95), SB - 3 TDs	18
William Floyd (FB)	vs. Chi. (1/7/95), NFC-D - 3 TDs	18
Jerry Rice (WR)	vs. Den. (1/28/90), SB - 3 TDs	18
Jerry Rice (WR)	vs. Min. (1/1/89), NFC-D - 3 TDs	18
Roger Craig (RB)	vs. Mia. (1/20/85), SB - 3 TDs	18
Larry Schreiber (RB)	vs. Dal. (12/23/72), NFC-D - 3 TDs	18

MOST PATs, Career

Player	PATs
1. Mike Cofer (12 games).....	42
2. Ray Wersching (11 games).....	30
3. David Akers (5 games).....	17
Doug Brien (3 games).....	17

MOST PATs, Game

Player	PATs
1. Doug Brien.....	7
vs. SD (1/29/95), SB	
Mike Cofer.....	7
vs. Den. (1/28/90), SB	
3. David Akers.....	6
vs. GB (1/12/13), NFC-D	

MOST FGs Made, Career

Player	FGM
1. Ray Wersching (11 games).....	13
2. Mike Cofer (12 games).....	12
3. David Akers (5 games).....	8

MOST FGs Made, Game

Player	FGM
1. Ray Wersching (11 games).....	4
vs. Cin. (1/24/82), SB	
2. David Akers and 3 players.....	3

MOST FGs Attempted, Career

Player	FGA
1. Ray Wersching (11 games).....	20
2. Mike Cofer (12 games).....	19
3. David Akers (5 games).....	9

MOST FGs Attempted, Game

Player	FGA
1. Mike Cofer.....	4
vs. LA Rams (1/14/90), NFC-CG	
vs. Cin. (1/22/89), SB	
Ray Wersching.....	4
at Cin. (1/24/82), SB	
2. 4 players.....	3

LONGEST FIELD GOAL MADE

Player	YDS
1. Wade Richey.....	48
vs. GB (1/3/99), NFC-WC	
2. Mike Cofer.....	47
vs. NYG (1/20/91), NFC-CG	
3. Ray Wersching.....	43
vs. Min. (1/9/88), NFC-D	

49ERS INDIVIDUAL PLAYOFF RECORDS - PASSING

MOST PASSING YARDS, Career

Player	Playoff Seasons	Gms	Att	Cmp	Pct	Yards	TD	INT	Lg	QB INT	
										Rat	Pct.
1. Joe Montana	1981–90 (9)	19	593	375	63.2	4,758	39	17	44	98.2	2.9
2. Steve Young	1987–98 (11)	20	471	292	62.0	3,326	20	13	51t	85.8	2.8
3. John Brodie	1970–72 (3)	5	143	71	49.7	973	4	7	–	60.7	4.9
4. Colin Kaepernick	2012–pres. (2)	3	80	49	61.3	798	4	2	45	100.9	2.5
5. Jeff Garcia	2001–02 (2)	3	117	71	60.7	757	4	5	76t	73.2	4.3

MOST PASSING YARDS, Game

Player	Game	Att	Cmp	Pct	Yards	TD	INT	Lg	QB	
									Rat	Pct
1. Joe Montana	vs. Cin. (1/22/89), SB	36	23	63.9	357	2	0	44	115.2	
2. Joe Montana	at Was. (1/8/84), NFC–CG	48	27	56.3	347	3	1	–	91.2	
3. Jeff Garcia	vs. NYG (1/5/03), NFC–WC	44	27	61.4	331	3	1	76t	97.8	
Joe Montana	vs. Mia. (1/20/85), SB	35	24	68.6	331	3	0	40	127.2	
5. Steve Young	vs. GB (1/6/96), NFC–D	65	32	49.2	328	0	2	32	51.3	

LONGEST PASS PLAY

Player	Long	Date
1. John Brodie to Gene Washington	78t	vs. Was. (12/26/71), NFC–D
2. Jeff Garcia to Terrell Owens	76t	vs. NYG (1/5/03), NFC–WC
Joe Montana to Freddie Solomon	76t	at Was. (1/8/84), NFC–CG
4. Alex Smith to Vernon Davis (TE)	73t	vs. NYG (1/22/12), NFC–CG
5. Joe Montana to Jerry Rice	72t	vs. Min. (1/6/90), NFC–D
6. Joe Montana to John Taylor	61t	vs. NYG (1/20/91), NFC–CG
7. Joe Montana to Jerry Rice	61t	at Chi. (1/8/84), NFC–CG

MOST TD PASSES, Career

Player	TD
1. Joe Montana	39
19 games	
2. Steve Young	20
20 games	
3. Alex Smith	5
2 games	

MOST TD PASSES, Game

Player	TD
1. Steve Young	6
vs. SD (1/29/95), SB	
2. Joe Montana	5
vs. Den. (1/28/90), SB	
3. Joe Montana	4
vs. Min. (1/6/90), NFC–D	

HIGHEST COMPLETION PERCENTAGE, Game

Player	Pct
1. Joe Montana	86.7
vs. LA Rams (1/14/90), NFC–CG	
2. Steve Young	77.3
vs. NYG (1/15/94), NFC–D	
3. Colin Kaepernick	76.2
at Atl. (1/20/13), NFC–CG	
4. Joe Montana	75.9
vs. Den. (1/28/90), SB	
5. Steve Young	72.7
vs. Chi. (1/7/95), NFC–D	

HIGHEST COMPLETION PERCENTAGE, Career

Player	Pct
1. Joe Montana (19 games)	63.2
2. Steve Young (20 games)	62.0
3. Colin Kaepernick (3 games)	61.3
4. Jeff Garcia (3 games)	60.7
5. Y.A. Tittle (1 game)	58.1

NFC-WC: NFC Wild Card; **NFC-D:** NFC Divisional Playoff; **NFC-CG:** NFC Championship;
NFLP – NFL Playoff Game; **SB:** Super Bowl
 * denotes NFL playoff record

HIGHEST QB RATING, Career

Player	Rating
1. Alex Smith	101.0
2. Colin Kaepernick	100.9
3. Joe Montana	98.2
4. Steve Young	85.8
5. Y.A. Tittle	76.5

HIGHEST QB RATING, Game

Player	Rating
1. Joe Montana	147.6
vs. Den. (1/28/90), SB	
2. Joe Montana	142.5
vs. Min. (1/6/90), NFC–D	
3. Joe Montana	136.0
at Chi. (1/8/89), NFC–CG	
4. Steve Young	134.8
vs. SD (1/29/95), SB	
5. Colin Kaepernick	127.7
at Atl. (1/20/13), NFC–CG	

MOST ATTEMPTS, Career

Player	Att
1. Joe Montana (19 games)	593
2. Steve Young (20 games)	471
3. John Brodie (5 games)	143

MOST ATTEMPTS, Game

Player	Att
1. Steve Young	*65
vs. GB (1/6/96), NFC–D	
2. Joe Montana	48
at Was. (1/8/84), NFC–CG	
3. Joe Montana	47
at NYG (12/29/85), NFC–WC	

MOST COMPLETIONS, Career

Player	Comp
1. Joe Montana (19 games)	375
2. Steve Young (20 games)	292
3. John Brodie (5 games)	71
Jeff Garcia (3 games)	71

MOST COMPLETIONS, Game

Player	Comp
1. Steve Young	32
vs. GB (1/6/96), NFC–D	
2. Jeff Garcia	27
vs. NYG (1/5/03), NFC–WC	
Steve Young	27
at Dal. (1/23/94), NFC–CG	
Joe Montana	27
at Was. (1/8/84), NFC–CG	

LOWEST INT PERCENTAGE, Career

Player	Pct
1. Alex Smith	0.0
2. Colin Kaepernick	2.5
3. Steve Young	2.8
4. Joe Montana	2.9
5. Jeff Garcia	4.3

49ERS INDIVIDUAL PLAYOFF RECORDS - RUSHING

MOST ATTEMPTS, Career

<u>Player</u>	<u>Games</u>	<u>Atts</u>
1. Roger Craig	16	202
2. Ricky Watters	7	105
3. Steve Young (QB)	22	96
4. Frank Gore	5	92
5. Wendell Tyler	6	72

MOST ATTEMPTS, Game

<u>Player</u>	<u>Game</u>	<u>Atts</u>
1. Ken Willard	at Min. (12/27/70), NFC-D	27
2. Larry Schreiber	vs. Dal. (12/23/72), NFC-D	26
3. Terry Kirby	vs. Min. (1/3/98), NFC-D	25
4. Roger Craig	vs. LA Rams (1/14/90), NFC-CG	24
Ricky Watters	vs. NYG (1/15/94), NFC-D	24

MOST YARDS GAINED, Career

<u>Player</u>	<u>Games</u>	<u>Atts</u>	<u>Avg</u>	<u>Yds</u>
1. Roger Craig	16	202	4.0	817
2. Steve Young (QB)	20	96	6.2	594
3. Frank Gore	5	92	5.2	482
4. Ricky Watters	7	105	4.6	481
5. Wendell Tyler	6	72	4.8	347

MOST YARDS GAINED, Game

<u>Player</u>	<u>Game</u>	<u>Yds</u>
1. Colin Kaepernick (QB)	vs. GB (1/12/13), NFC-D	181
2. Roger Craig	vs. Min. (1/1/89), NFC-D	135
3. Garrison Hearst	vs. GB (1/3/99), NFC-WC	128
4. Roger Craig	vs. Min. (1/6/90), NFC-D	125
5. Terry Kirby	vs. Min. (1/3/98), NFC-D	120

HIGHEST AVERAGE YARDS PER GAME

<u>Player</u>	<u>Games</u>	<u>Yds/Gm</u>
1. Frank Gore	5	96.4
2. Colin Kaepernick (QB)	3	88.0
3. Hugh McElhenny	1	82.0
4. Ricky Watters	7	68.7
5. Wendell Tyler	6	57.8

MOST RUSHING TOUCHDOWNS, Career

<u>Player</u>	<u>TDs</u>
1. Steve Young (20 games).....	8
2. Ricky Watters (7 games).....	7
Roger Craig (16 games).....	7
4. William Floyd (7 games).....	5
5. Frank Gore (5 games).....	4
Tom Rathman (14 games).....	4

MOST RUSHING TOUCHDOWNS, Game

<u>Player</u>	<u>TDs</u>
1. Ricky Watters.....	5
vs. NYG (1/15/94), NFC-D	
2. William Floyd.....	3
vs. Chi. (1/7/95), NFC-D	
Larry Schreiber.....	3
vs. Dal. (12/23/72), NFC-D	
4. Colin Kaepernick (QB).....	2
vs. GB (1/12/13), NFC-D	
Roger Craig.....	2
vs. Min. (1/1/89), NFC-D	
Terry Kirby.....	2
vs. Min. (1/3/98), NFC-D	
Tom Rathman.....	2
vs. Den. (1/28/90), SB	

LONG RUNS FROM SCRIMMAGE

<u>Player</u>	<u>Yds</u>
1. Roger Craig.....	80t
vs. Min. (1/1/89), NFC-D	
2. Hugh McElhenny.....	71
vs. Det. (12/22/57), NFLP	
3. Colin Kaepernick (QB).....	56t
vs. GB (1/12/13), NFC-D	
4. Joe Montana.....	53
vs. NYG (12/29/84), NFC-D	
5. Frank Gore.....	42
vs. NO (1/14/12), NFC-D	
Steve Young.....	42
vs. Min. (1/9/88), NFC-D	

49ERS INDIVIDUAL PLAYOFF RECORDS - RECEIVING

MOST RECEPTIONS, Career

	<u>Player</u>	<u>Games</u>	<u>Recepts</u>
1.	Jerry Rice	23	124
2.	Roger Craig (RB)	16	63
3.	Brent Jones (TE)	21	60
4.	Dwight Clark	9	48
5.	John Taylor	17	46

MOST RECEPTIONS, Game

	<u>Player</u>	<u>Game</u>	<u>Recepts</u>
1.	Jerry Rice	vs. GB (1/6/96), NFC-D	11
2.	Jerry Rice	vs. Cin. (1/22/89), SB	11
3.	Jerry Rice	vs. SD (1/29/95), SB	10
4.	6 Players		9

MOST YARDS GAINED, Career

	<u>Player</u>	<u>Games</u>	<u>Yds</u>
1.	Jerry Rice	23	1,811
2.	Brent Jones (TE)	21	740
3.	John Taylor	17	734
4.	Dwight Clark	9	726
5.	Roger Craig (RB)	16	606

MOST YARDS GAINED, Game

	<u>Player</u>	<u>Game</u>	<u>Recepts</u>
1.	Jerry Rice	vs. Cin. (1/22/89), SB	215
2.	Vernon Davis (TE)	vs. NO (1/14/12), NFC-D	180
3.	Terrell Owens	vs. NYG (1/5/03), NFC-WC	177
4.	Jerry Rice	vs. SD (1/29/95), SB	149
5.	Jerry Rice	vs. Den. (1/28/90), SB	148

MOST RECEIVING YARDS PER GAME, Career (Min. 5 Recepts)

	<u>Player</u>	<u>Games</u>	<u>Avg</u>
1.	Vernon Davis (TE)	5	109.2
2.	Billy Wilson (E)	1	107.0
3.	Hugh McElhenny (RB)	1	96.0
4.	Dwight Clark	9	80.7
5.	Jerry Rice	23	78.7

MOST RECEIVING TOUCHDOWNS, Career

	<u>Player</u>	<u>TDs</u>
1.	Jerry Rice (23 games)	19
2.	John Taylor (17 games)	6
	Freddie Solomon (8 games)	6
4.	Vernon Davis, TE (5 games)	5
	Brent Jones, TE (21 games)	5
6.	Terrell Owens (9 games)	4

MOST RECEIVING TOUCHDOWNS, Game

	<u>Player</u>	<u>TDs</u>
1.	Jerry Rice	3
	vs. SD (1/29/95), SB	
	Jerry Rice	3
	vs. Den. (1/28/90), SB	
	Jerry Rice	3
	vs. Min. (1/1/89), NFC-D	
4.	11 players	2

HIGHEST RECEIVING AVERAGE, Career

(Min. 5 Recepts)

	<u>Player</u>	<u>Avg</u>
1.	Vernon Davis, TE (5 games)	24.8
2.	Gene Washington (5 games)	23.4
3.	Delanie Walker, TE (4 games)	17.3
4.	Randy Moss (3 games)	16.0
	Hugh McElhenny, RB (1 games)	16.0

MOST 25+ YARD RECEPTIONS, Career

(Min. 5 Recepts)

	<u>Player</u>	<u>Recepts</u>
1.	Jerry Rice (23 games)	14
2.	Vernon Davis, TE (5 games)	10
3.	Terrell Owens (5 games)	5
4.	Michael Crabtree (5 games)	3
	J.J. Stokes (8 games)	3
	John Taylor (17 games)	3

49ERS INDIVIDUAL PLAYOFF RECORDS - DEFENSE

MOST INTERCEPTIONS, Career

<u>Player</u>	<u>Games</u>	<u>Atts</u>
1. Ronnie Lott	19	8
2. Eric Davis	8	6
3. Riki Ellison	6	3
Dwight Hicks	8	3
Eric Wright	7	3

MOST INTERCEPTIONS, Game

<u>Player</u>	<u>Game</u>	<u>Atts</u>
1. Eric Davis	vs. Dal. (1/15/95), NFC-CG	2
Ronnie Lott	vs. Min. (1/1/89), NFC-D	2
Riki Ellison	vs. Det. (12/31/83), NFC-D	2
Ronnie Lott	vs. NYG (1/3/82), NFC-D	2
Skip Vanderbundt	vs. Dal. (12/23/72), NFC-D	2

LONGEST INTERCEPTION RETURN

<u>Player</u>	<u>Game</u>	<u>Return</u>
1. Michael Carter	vs. Was. (1/12/91), NFC-D	61t
2. Ronnie Lott	vs. Min. (1/6/90), NFC-D	58t
3. Jeff Fuller	vs. Min. (1/9/88), NFC-D	48t

MOST INTERCEPTION RETURN YARDS, Career

<u>Player</u>	<u>Games</u>	<u>Ret. Yds</u>
1. Ronnie Lott	19	152
2. Tim McKyer	8	68
3. Chet Brooks	2	66
4. Michael Carter	12	61
5. Eric Davis	8	51

MOST INTERCEPTION RETURN YARDS, Game

<u>Player</u>	<u>Game</u>	<u>Ret. Yds</u>
1. Michael Carter	vs. Was. (1/12/91), NFC-D	61
2. Ronnie Lott	vs. Min. (1/6/90), NFC-D	58
3. Jeff Fuller	vs. Min. (1/9/88), NFC-D	48
4. Eric Davis	vs. Dal. (1/15/95), NFC-CG	44
5. Dashon Goldson	vs. NO (1/14/12), NFC-D	41
Tim McKyer	vs. Min. (1/6/90), NFC-D	41

MOST SACKS, Career

(since 1982)

<u>Player</u>	<u>Sacks</u>
1. Charles Haley (12 games)	7.5
2. Tim Harris (6 games).....	6.5
3. Dwaine Board (7 games).....	6.5
4. Fred Dean (5 games).....	6.0
5. Pierce Holt (9 games).....	5.0
Dana Stubblefield (13 games)	5.0
Daniel Stubbs (4 games)	5.0

MOST SACKS, Game

(since 1982)

<u>Player</u>	<u>Sacks</u>
1. Pierce Holt	3.0
vs. Was. (1/9/93), NFC-D	
2. Ray McDonald	2.5
vs. NYG (1/22/12), NFC-CG	
Larry Roberts	2.5
vs. Min. (1/1/89), NFC-D	

49ERS INDIVIDUAL PLAYOFF RECORDS - RETURNS

PUNT RETURNS

MOST PUNT RETURNS, Career

Player	Games	Returns
1. John Taylor	17	18
2. Dana McLemore	7	17
3. Dexter Carter	8	10
Bruce Taylor	5	10
5. Kyle Williams	2	9

MOST PUNT RETURNS, Game

Player	Game	Returns
1. Kyle Williams	vs. NYG (1/22/12), NFC-CG	8
2. Dana McLemore	vs. Mia. (1/20/85), SB	5
3. John Taylor	at Chi. (1/8/89), NFC-CG	4
Dana McLemore	vs. Chi. (1/6/85), NFC-CG	4
5. Six Players		3

MOST PUNT RETURN YARDS, Career

Player	Games	Yds
1. John Taylor	17	189
2. Dana McLemore	7	156
3. Dexter Carter	8	80
4. Kyle Williams	2	76
5. Ted Ginn Jr.	5	75

MOST PUNT RETURN YARDS, Game

Player	Game	Yds
1. Kyle Williams	vs. NYG (1/22/12), NFC-CG	70
2. Dana McLemore	vs. Chi. (1/6/85), NFC-CG	69
Bruce Taylor	at Min. (12/27/70), NFC-D	69
4. John Taylor	vs. Cin. (1/22/89), SB	56
5. Dana McLemore	vs. Mia. (1/20/85), SB	51

LONGEST PUNT RETURN, Game

Player	Game	Yds
1. John Taylor	vs. Cin. (1/22/89), SB	45
2. Ted Ginn Jr.	vs. Bal. (2/3/13), SB	32
3. Dexter Carter	vs. NYG (1/15/94), NFC-D	31
John Taylor	vs. NYG (1/20/91), NFC-CG	31
5. Dana McLemore	vs. Mia. (1/20/85), SB	28

PUNT RETURN AVERAGE, Career

Player	Games	Avg
1. Ted Ginn Jr.	4	15.0
2. Freddie Solomon	8	12.5
Vinny Sutherland	3	12.5
4. John Taylor	7	10.5
5. Alan Grant	17	10.0

PUNT RETURN AVERAGE, Game

Player	Game	Avg
1. John Taylor	vs. Cin. (1/22/89), SB	18.7
2. Dana McLemore	vs. Chi. (1/6/85), NFC-CG	17.3
3. Bruce Taylor	at Min. (12/27/70), NFC-D	13.8
4. John Taylor	vs. Den. (1/28/90), SB	12.7
5. Dana McLemore	vs. Mia. (1/20/85), SB	10.2

-There has been no punt returned for a TD in franchise postseason history

KICKOFF RETURNS

MOST KICKOFF RETURNS, Career

Player	Games	Returns
1. Dexter Carter	8	19
2. Vinny Sutherland	3	13
3. R.W. McQuarters	2	9
Vic Washington	3	9
5. Four Players		7

MOST KICKOFF RETURNS, Game

Player	Game	Returns
1. R.W. McQuarters	vs. GB (1/3/99), NFC-WC	6
2. Dana McLemore	at Was. (1/8/84), NFC-CG	5
Vinny Sutherland	at GB (1/13/02), NFC-WC	5
Vinny Sutherland	vs. NYG (1/5/03), NFC-WC	5
5. Four Players		4

MOST KICKOFF RETURN YARDS, Career

Player	Games	Yds
1. Dexter Carter	8	341
2. Vinny Sutherland	3	282
3. Vic Washington	3	250
4. R.W. McQuarters	2	185
5. Amos Lawrence	3	165

MOST KICKOFF RETURNS YARDS, Game

Player	Game	Yds
1. Vic Washington	vs. Dal. (12/23/72), NFC-D	136
2. R.W. McQuarters	vs. GB (1/3/99), NFC-WC	128
3. Chuck Levy	vs. GB (1/11/98), NFC-CG	127
4. Vinny Sutherland	at GB (1/13/02), NFC-WC	99
5. Dana McLemore	at Was. (1/8/84), NFC-CG	98

LONGEST KICKOFF RETURN, Game

Player	Game	Yds
1. Vic Washington	vs. Dal. (12/23/72), NFC-D	97+*
2. Chuck Levy	vs. GB (1/11/98), NFC-CG	95+*
3. Marc Logan	vs. Dal. (1/17/93), NFC-CG	50
4. Kyle Williams	vs. NYG (1/22/12), NFC-CG	40
5. Dexter Carter	vs. Dal. (1/15/95), NFC-CG	34

*Only kickoffs returned for TDs in franchise postseason history

KICKOFF RETURN AVERAGE, Career

Player	Games	Avg
1. John Taylor	8	32.0
2. Chuck Levy	2	31.0
3. Vic Washington	2	27.8
4. Kyle Williams	1	26.3
5. Terrence Flagler	2	25.2

KICKOFF RETURN AVERAGE, Game

Player	Game	Avg
1. Vic Washington	vs. Dal. (12/23/72), NFC-D	45.3
2. Chuck Levy	vs. GB (1/11/98), NFC-CG	42.3
3. Amos Lawrence	vs. NYG (1/3/82), NFC-D	29.3
Vinny Sutherland	vs. TB (1/12/03), NFC-D	29.3
5. Kyle Williams	vs. NYG (1/22/12), NFC-CG	28.3

49ERS INDIVIDUAL PLAYOFF RECORDS - PUNTING

MOST PUNTING YARDS, Career

	<u>Player</u>	<u>Games</u>	<u>Yds.</u>
1.	Max Runager	6	1,298
2.	Andy Lee	5	1,294
3.	Barry Helton	8	1,288
4.	Tommy Thompson	5	1,093
5.	Steve Spurrier	4	1,041

HIGHEST PUNTING AVERAGE, Career

	<u>Player</u>	<u>Games</u>	<u>Avg</u>
1.	Andy Lee	5	47.9
2.	Reggie Roby	2	44.1
3.	Jim Miller	3	41.5
4.	Klaus Wilmsmeyer	7	41.2
5.	Bill LaFleur	2	40.5

HIGHEST PUNTING AVERAGE, Game

	<u>Player</u>	<u>Game</u>	<u>Avg</u>
1.	Andy Lee	vs. Bal (2/3/13), SB	53.0
2.	Andy Lee	at Atl. (1/20/13), NFC-CG	50.3
3.	Andy Lee	vs. NO (1/14/12), NFC-D	49.5
4.	Reggie Roby	at Atl. (1/9/99), NFC-D	47.3
5.	Jim Miller	at Cin. (1/24/82), SB	46.3

HIGHEST NET AVERAGE, Career

	<u>Player</u>	<u>Games</u>	<u>Avg</u>
1.	Andy Lee	4	41.3
2.	Klaus Wilmsmeyer	7	39.0
3.	Jim Miller	3	36.0
4.	Reggie Roby	2	35.6
5.	Max Runager	6	33.8

HIGHEST NET AVERAGE, Game

	<u>Player</u>	<u>Game</u>	<u>Avg</u>
1.	Reggie Roby	at Atl. (1/9/99), NFC-D	49.0
2.	Klaus Wilmsmeyer	at Dal. (1/23/94), NFC-CG	44.0
3.	Andy Lee	vs. NO (1/14/12), NFC-D	43.4
4.	Tommy Thompson	vs. GB (1/6/96), NFC-D	40.6
5.	Andy Lee	vs. NYG (1/22/12), NFC-CG	40.0

LONGEST PUNT, Game

	<u>Player</u>	<u>Long</u>
1.	Andy Lee	63
	vs. NO (1/14/12), NFC-D	
2.	Andy Lee	62
	at Atl. (1/20/13), NFC-CG	
3.	Andy Lee	59
	vs. NYG (1/22/12), NFC-CG	
	Steve Spurrier.....	59
	at Min. (12/27/70), NFC-D	
	Steve Spurrier.....	59
	vs. Dal. (1/3/71), NFC-CG	

PUNTS INSIDE THE 20 YARD LINE, Career

	<u>Player</u>	<u>In20</u>
1.	Andy Lee (5 games)	10
	Barry Helton (8 games).....	10
	Klaus Wilmsmeyer (7 games).....	10
4.	Max Runager (6 games).....	8
5.	Reggie Roby (2 games).....	4
	Tommy Thompson (5 games).....	4

MOST PUNTS, Career

	<u>Player</u>	<u>Punts</u>
1.	Barry Helton (8 games).....	35
2.	Max Runager (6 games).....	33
3.	Tommy Thompson (5 games).....	29
	Steve Spurrier (4 games).....	29
5.	Andy Lee (5 games)	27

MOST PUNTS, Game

	<u>Player</u>	<u>Punts</u>
1.	Andy Lee	10
	vs. NYG (1/22/12), NFC-CG	
	Max Runager.....	10
	at NYG (1/4/87), NFC-D	
	Steve Spurrier.....	10
	vs. Was. (12/26/71), NFC-D	
4.	Andy Lee	8
	vs. NO (1/14/12), NFC-D	
	Steve Spurrier.....	8
	at Min. (12/27/70), NFC-D	

49ERS TEAM NFL PLAYOFF RECORDS

SCORING

Most Points, Game

- 55 vs. Den. (1/28/90), SB
- 49 vs. SD (1/29/95), SB
- 45 vs. GB (1/12/13), NFC-D

Most Points, Both Teams, Game

- 77 vs. NYG (1/5/03), NFC-WC
- 76 vs. GB (1/12/13), NFC-D
- 75 vs. SD (1/29/95), SB

Fewest Points, Both Teams, Game

- 14 vs. Phi. (12/29/96), NFC-WC, SF 14, Phi. 0
- 17 at Dal. (1/2/72), NFC-CG, Dal. 14, SF 3

Largest Margin of Victory, Game

- 45 vs. Den. (1/28/90), SB, SF 55, Den. 10

TOUCHDOWNS

Most Touchdowns, Game

- 8 vs. Den. (1/28/90), SB
- 7 vs. SD (1/29/95), SB

Most Touchdowns, Both Teams, Game

- 10 vs. NYG (1/5/03), NFC-WC, 49ers 5, NYG 5
- 10 vs. SD (1/29/95), SB, 49ers 7, SD 3
- 10 vs. GB (1/12/13), NFC-D, 49ers 6, GB 4

Fewest Touchdowns, Both Teams, Game

- 1 vs. NYG (1/20/91), NFC-CG, Giants 1, 49ers 0

FIELD GOALS

Most Field Goals, Game

- 4 vs. Cin. (1/24/82), SB

Most Field Goals Attempted, Game

- 4 (3x) last vs. LA Rams (1/14/90), NFC-CG

FIRST DOWNS

Most First Downs, Game

- 31 vs. Mia. (1/20/85), SB
- 31 vs. Min. (1/3/98), NFC-D
- 29 vs. GB (1/12/13), NFC-D
- 29 vs. LA Rams (1/14/90), NFC-CG

Fewest First Downs, Game

- 9 at NYG (1/4/87), NFC-D
- 9 at Dal. (1/2/72), NFC-CG
- 11 vs. Was. (12/26/71), NFC-D

Most First Downs, Rushing, Game

- 16 vs. Mia. (1/20/85), SB
- 15 vs. GB (1/12/13), NFC-D
- 15 vs. Min. (1/3/98), NFC-D

Fewest First Downs, Rushing, Game

- 1 (3x) last at TB (1/12/03), NFC-D

Most First Downs, Passing, Game

- 17 (3x) last vs. GB (1/6/96), NFC-D

Fewest First Downs, Passing, Game

- 6 (2x) last vs. Dal. (12/23/72), NFC-D

TOTAL NET YARDS

Most Net Yards Gained, Game

- 579 vs. GB (1/12/13), NFC-D
- 537 vs. Mia. (1/20/85), SB
- 468 vs. Bal. (2/3/13), SB

Fewest Net Yards Gained, Game

- 184 vs. NYG (1/4/87), NFC-D
- 196 at GB (1/4/97), NFC-D
- 228 at TB (1/12/03), NFC-D

Net Yards, Combined

- 931 vs. GB (1/12/13), NFC-D
- 892 vs. NYG (1/5/03), NFC-WC
- 879 vs. NO (1/14/12), NFC-D
- 851 vs. Mia. (1/20/85), SB

RUSHING

Most Attempts, Game

- 45 vs. LA Rams (1/14/90), NFC-CG
- 44 vs. Den. (1/28/90), SB
- 43 vs. GB (1/12/13), NFC-D

Fewest Attempts, Game

- 11 vs. Dal. (1/3/71), NFC-CG
- 13 at TB (1/12/03), NFC-D

Most Rushing Yards, Game

- 323 vs. GB (1/12/13), NFC-D
- 211 vs. Mia. (1/20/85), SB
- 201 vs. Min. (1/1/89), NFC-D

Fewest Rushing Yards, Game

- 29 at NYG (1/4/87), NFC-D
- 33 vs. GB (1/11/98), NFC-CG
- 39 vs. NYG (1/20/91), NFC-CG

Most Rushing Touchdowns, Game

- 6 vs. NYG (1/15/94), NFC-D
- 5 vs. Chi. (1/7/95), NFC-D

PASSING

Most Attempts, Game

- 65 vs. GB (1/6/96), NFC-D
- 48 at NYG (12/28/85), NFC-WC
- 48 at Was. (1/8/84), NFC-CG

Fewest Attempts, Game

- 19 vs. Was. (12/26/71), NFC-D
- 21 vs. Phi. (12/29/96), NFC-WC

Most Completions, Game

- 32 vs. GB (1/6/96), NFC-D
- 28 vs. NYG (1/5/03), NFC-WC

Fewest Completions, Game

- 10 at Min. (12/26/71), NFC-D
- 12 (2x) last vs. NYG (1/22/12), NFC-CG

Most Yards Gained, Game

- 356 vs. NYG (1/5/03), NFC-WC
- 347 at Was. (1/8/84), NFC-CG
- 339 vs. Cin. (1/22/89), SB

Fewest Yards Gained, Game

- 128 at GB (1/4/97), NFC-D
- 148 vs. Cin. (1/24/82), SB
- 150 vs. Dal. (12/23/72), NFC-D

Most Sacks Allowed, Game

- 4 (8x) last: vs. NO (1/14/12), NFC-D

Most Touchdowns, Game

- 6 vs. SD (1/29/95), SB
- 5 vs. Den. (1/28/90), SB
- 4 vs. Min. (1/6/90), NFC-D

INTERCEPTIONS

Most Interceptions, Game

- 5 vs. Det. (12/31/83), NFC-D
- 4 vs. Min. (1/6/90), NFC-D

PUNTING

Most Punts, Game

- 10 vs. NYG (1/22/12), NFC-CG
- 10 at NYG (1/4/87), NFC-D
- 10 vs. Was. (12/26/71), NFC-D

Fewest Punts, Game

- 1 vs. Dal. (1/17/93), NFC-CG
- 2 (3x) last vs. Chi. (1/7/95), NFC-D

Highest Punting Average, Game (4+ punts)

- 49.5 vs. NO (1/14/12), NFC-D
- 47.3 at Atl. (1/9/99), NFC-D

Lowest Punting Average, Game (4+ punts)

- 30.8 vs. Min. (1/6/90), NFC-D

PENALTIES

Most Penalties, Game

- 14 vs. NYG (1/3/82), NFC-D
- 11 vs. NYG (1/4/87), NFC-D

Fewest Penalties, Game

- 0 vs. Chi. (1/8/89), NFC-CG
- 1 vs. Dal. (1/2/72), NFC-CG

Most Yards Penalized, Game

- 145 vs. NYG (1/3/82), NFC-D
- 106 vs. Dal. (1/10/82), NFC-CG
- 75 vs. Min. (1/9/88), NFC-D

Fewest Yards Penalized, Game

- 0 vs. Chi. (1/8/89), NFC-CG
- 10 vs. Mia. (1/20/85), SB

FUMBLES

Most Fumbles, Game

- 6 vs. Det. (12/22/57), NFLP

Most Fumbles Lost, Game

- 3 (3x) last vs. Was. (1/9/93), NFC-D

Most Fumbles Committed by Opponent, Game

- 5 vs. GB (1/4/97), NFC-D

Most Fumbles Lost by Opponent, Game

- 3 vs. NO (1/14/12), NFC-D
- 3 vs. Dal. (12/23/72), NFC-D
- 3 vs. Det. (12/22/57), NFLP

TURNOVERS

Most Turnovers, Game

- 6 vs. Dal. (1/10/82), NFC-CG

KICK RETURNS

Most Kickoff Returns, Game

- 8 vs. Min. (1/9/88), NFC-D
- 7 vs. NYG (1/5/03), NFC-WC
- 7 at NYG (1/4/87), NFC-D

Most Kickoff Return Yards, Game

- 162 at TB (1/12/03), NFC-D
- 146 at Dal. (12/23/72), NFC-D

Most Kickoff Returns Allowed, Game

- 9 vs. Den. (1/28/90), SB
- 8 vs. SD (1/29/95), SB

Most Kickoff Return Yards Allowed, Game

- 242 vs. SD (1/29/95), SB
- 206 vs. Bal. (2/3/13), SB

Punt Returns, Game

- 8 vs. NYG (1/22/12), NFC-CG

Punt Return Yards, Game

- 70 vs. NYG (1/22/12), NFC-CG
- 69 vs. Chi. (1/6/85), NFC-CG
- 69 at Min. (12/27/70), NFC-D

Punt Returns Allowed, Game

- 7 at NYG (1/4/87), NFC-D

Punt Return Yards Allowed, Game

- 117 at GB (1/4/97), NFC-D

SACKS

Most Sacks Made, Game

- 9 vs. Chi. (1/6/85), NFC-CG
- 6 (5x) last vs. NYG (1/22/12), NFC-CG

Most Sacks Allowed, Game

- 4 (8x) last: vs. NO (1/14/12), NFC-D

NFC-WC: NFC Wild Card; **NFC-D:** NFC Divisional
Playoff; **NFC-CG:** NFC Championship;
NFLP – NFL Playoff Game; **SB:** Super Bowl
* denotes NFL playoff record

49ERS POSTSEASON GAME SUMMARIES

1957

Detroit Lions 31, 49ers 27
NFL Divisional Playoff
December 22 at Kezar Stadium
(San Francisco, CA)

San Francisco made its first playoff appearance as an NFL team a memorable one, but came up a bit short against the Detroit Lions at venerable Kezar Stadium. QB Y.A. Tittle completed 18-of-31 passes for 248 yards and three touchdowns for the 49ers. Tittle connected with HB R.C. Owens on a 34-yard scoring toss to record the first ever postseason touchdown for San Francisco. He also had touchdown connections with RB Hugh McElhenny and WR Billy Wilson. McElhenny caught six passes for a game-high 96 yards and rushed for 82 yards on 14 carries.

Lions	0	7	14	10	-	31
49ers	14	10	3	0	-	27

49ers—Owens 34 pass from Tittle (Soltau kick)
 49ers—McElhenny 47 pass from Tittle (Soltau kick)
 Lions—Junker 4 pass from Rote (Martin kick)
 49ers—Wilson 12 pass from Tittle (Soltau kick)
 49ers—Soltau 25 FG
 49ers—Soltau 10 FG
 Lions—Tracy 2 run (Martin kick)
 Lions—Tracy 58 run (Martin kick)
 Lions—Gedman 3 run (Martin kick)
 Lions—Martin 14 FG

1970

49ers 17, Minnesota 14
NFC Divisional Playoff
December 27 at Metropolitan Stadium
(Bloomington, MN)

QB John Brodie scored on a one-yard run with just under two minutes remaining to provide the difference as the 49ers claimed a 17-14 decision over Minnesota at a frigid Metropolitan Stadium. San Francisco was trailing 7-0 in the first quarter when Brodie connected with WR Dick Witcher on a 24-yard scoring toss. Brodie completed 16-of-32 passes for 201 yards and one touchdown.

49ers	7	3	0	7	-	17
Vikings	7	0	0	7	-	14

Vikings—Krause 22 fumble recovery (Cox kick)
 49ers—Witcher 24 pass from Brodie (Gossett kick)
 49ers—Gossett 40 FG
 49ers—Brodie 1 run (Gossett kick)
 Vikings—Washington 24 pass from Cuzzo (Cox kick)

1970

Dallas Cowboys 17, 49ers 10
NFC Championship
January 3 at Kezar Stadium
(San Francisco, CA)

QB John Brodie passed for 262 yards and one touchdown, but it wasn't enough as the Cowboys advanced to Super Bowl V with a 17-10 win over the 49ers at Kezar Stadium. RB Duane Thomas rushed for 143 yards and scored on a 13-yard run in the third quarter to put Dallas ahead 10-3. Later in the quarter QB Craig Morton connected with RB Walt Garrison on a five-yard toss to put the Cowboys up 17-3. San Francisco would add to its final score on its next possession with a 26-yard Brodie-to-WR Dick Witcher touchdown, capping an eight-play, 73-yard drive.

Cowboys	0	3	14	0	-	17
49ers	3	0	7	0	-	10

49ers—Gossett 16 FG
 Cowboys—Clark 21 FG
 Cowboys—Thomas 13 run (Clark kick)
 Cowboys—Garrison 5 pass from Morton (Clark kick)
 49ers—Witcher 26 pass from Brodie (Gossett kick)

1971

49ers 24, Washington Redskins 20
NFC Divisional Playoff
December 26 at Candlestick Park
(San Francisco, CA)

QB John Brodie completed 10-of-19 passes for 176 yards and two touchdowns as San Francisco advanced to the NFC Championship Game with a 24-20 win over Washington at a wet and windy Candlestick Park. Brodie hit WR Gene Washington on a 78-yard play for his first touchdown of the game that helped tie the score at 10-10. On the next 49ers possession Brodie connected with WR Bob Windsor on a two-yard toss into the corner of the end zone that led to a 17-10 lead. The 49ers would insure the victory when DT Bob Hoskins pounced on an errant snap from center and recovered it for a touchdown with just under three minutes remaining in the game. LB Frank Nunley led the defensive effort with 11 tackles and a blocked field goal.

Redskins	7	3	3	7	-	20
49ers	0	3	14	7	-	24

Redskins—Smith 5 pass from Kilmer (Knight kick)
 49ers—Gossett 23 FG
 Redskins—Knight 40 FG
 49ers—Washington 78 pass from Brodie (Gossett kick)
 49ers—Windsor 2 pass from Brodie (Gossett kick)
 Redskins—Knight 36 FG
 49ers—Hoskins rec. fumble in end zone (Gossett kick)
 Redskins—Brown 16 pass from Kilmer (Knight kick)

Dallas Cowboys 14, 49ers 3
NFC Championship
January 2 at Texas Stadium
(Irving, TX)

San Francisco and Dallas combined for just 483 yards of total offense in a low-scoring affair at Texas Stadium. The Cowboys received rushing touchdowns from RB Calvin Hill and RB Duane Thomas as they posted a 14-3 win and earned a bid to Super Bowl VI. San Francisco was paced offensively by RB Vic Washington with 86 yards of total offense. QB John Brodie completed 14-of-30 passes for 184 yards, but was intercepted three times. DE Cedrick Hardman had a big game with 12 tackles, including two sacks. DE Tommy Hart and LB Frank Nunley had 11 tackles each.

49ers	0	0	3	0	-	3
Cowboys	0	7	0	7	-	14

Cowboys—Hill 1 run (Clark kick)
 49ers—Gossett 28 FG
 Cowboys—D. Thomas 2 run (Clark kick)

1972

Dallas Cowboys 30, 49ers 28
NFC Divisional Playoff
December 23 at Candlestick Park
(San Francisco, CA)

QB Roger Staubach came off the bench to rally the Dallas Cowboys with two touchdown passes in the closing minutes of regulation to post a 30-28 come-from-behind win over the 49ers. Staubach connected with WR Billy Parks on a 20-yard touchdown with 1:30 remaining in the game. On the ensuing onside kick the Cowboys recovered and three plays later Staubach connected with WR Ron Sellers for the game winner. The outcome overshadowed several sparkling individual efforts for the 49ers. RB Vic Washington set a club record with his 97-yard touchdown return on the opening kickoff. RB Larry Schreiber also established a then club record by scoring three rushing touchdowns. LB Ed Beard led the Niners defense with 10 tackles while DE Cedrick Hardman added three sacks.

Cowboys	3	10	0	17	-	30
49ers	7	14	7	0	-	28

49ers—Washington 97 kickoff return (Gossett kick)
 Cowboys—Fritsch 37 FG
 49ers—Schreiber 1 run (Gossett kick)
 49ers—Schreiber 1 run (Gossett kick)
 Cowboys—Fritsch 45 FG
 Cowboys—Alworth 28 pass from Morton (Fritsch kick)
 49ers—Schreiber 1 run (Gossett kick)
 Cowboys—Fritsch 27 FG
 Cowboys—Parks 20 pass from Staubach (Fritsch kick)
 Cowboys—Sellers 10 pass from Staubach (Fritsch kick)

1981

49ers 38, New York Giants 24
NFC Divisional Playoff
January 3 at Candlestick Park
(San Francisco, CA)

San Francisco returned to the playoffs for the first time since 1972 and posted its first postseason win since 1971 with a 38–24 triumph over the visiting New York Giants. Aiding the 49ers cause was CB Ronnie Lott, who intercepted two passes, including one he returned 20 yards for a touchdown, and recorded five tackles. Offensively, the Niners were paced by QB Joe Montana, who completed 20–of–31 passes for 304 yards and two touchdowns. Montana hit TE Charlie Young on an eight–yard toss in the first quarter and connected with WR Freddie Solomon on a 58–yard strike in the second. Solomon finished the day with six receptions for 107 yards. He was joined by WR Dwight Clark who had five receptions for 104 yards.

Giants	7	3	7	7	–	24
49ers	7	17	0	14	–	38

- 49ers— Young 8 pass from Montana (Wersching kick)
- Giants— Gray 72 pass from Brunner (Danelo kick)
- 49ers— Wersching 22 FG
- 49ers— Solomon 58 pass from Montana (Wersching kick)
- 49ers— Patton 25 run (Wersching kick)
- Giants— Danelo 48 FG
- Giants— Perkins 59 pass from Brunner (Danelo kick)
- 49ers— Ring 3 run (Wersching kick)
- 49ers— Lott 20 interception (Wersching kick)
- Giants— Perkins 17 pass from Brunner (Danelo kick)

49ers 28, Dallas Cowboys 27
NFC Championship
January 10 at Candlestick Park
(San Francisco, CA)

In the most memorable playoff game to date, the 49ers and Cowboys staged an epic battle. In what was a fitting end for some and a heartbreaking one for others, it was the 49ers who came out on top 28–27. QB Joe Montana capped a brilliant day with a six–yard touchdown pass to WR Dwight Clark late in the fourth quarter to overcome a six–point deficit. “The Catch,” as it would come to be known, capped a 13–play, 89–yard drive that took over four minutes off the clock. Montana finished the day with 286 yards on 22–of–35 passing and three touchdowns. Clark posted eight receptions for 120 yards and two touchdowns.

Cowboys	10	7	0	10	–	27
49ers	7	7	7	7	–	28

- 49ers— Solomon 8 pass from Montana (Wersching kick)
- Cowboys— Septien 44 FG
- Cowboys— Hill 26 pass from White (Septien kick)
- 49ers— Clark 20 pass from Montana (Wersching kick)
- Cowboys— Dorsett 5 run (Septien kick)
- 49ers— Davis 2 run (Wersching kick)
- Cowboys— Septien 22 FG
- Cowboys— Cosbie 21 pass from White (Septien kick)
- 49ers— Clark 6 pass from Montana (Wersching kick)

49ers 26, Cincinnati Bengals 21
Super Bowl XVI
January 24 at Silverdome
(Pontiac, MI)

QB Joe Montana accounted for two first half touchdowns and K Ray Wersching added two field goals as San Francisco built a 20–0 lead at the half and held on for a 26–21 victory over the Bengals for its first Super Bowl Championship. Montana scored on a one–yard run in the first quarter and in the second he led the team on a 12–play, 92–yard drive that resulted in an 11–yard scoring toss to FB Earl Cooper. For the game, Montana completed 14–of–22 passes for 157 yards. Wersching also had an impressive outing. The veteran kicker connected on all four field goal attempts in the game, hitting from 22, 26, 40 and 23 yards. The 49ers defense kept the potent Bengals attack in check for much of the game. Cincinnati QB Ken Anderson warmed up in the second half with three touchdowns, two of them on pass plays to TE Dan Ross, but two fourth quarter field goals by Wersching put the game out of reach. LB Jack Reynolds keyed the 49ers defense with seven tackles and one sack. LB Bob Leopold also recorded seven tackles and NT Archie Reese added six stops.

49ers	7	13	0	6	–	26
Bengals	0	0	7	14	–	21

- 49ers— Montana 1 run (Wersching kick)
- 49ers— Cooper 11 pass from Montana (Wersching kick)
- 49ers— Wersching 22 FG
- 49ers— Wersching 26 FG
- Bengals— Anderson 5 run (Breech kick)
- Bengals— Ross 4 pass from Anderson (Breech kick)
- 49ers— Wersching 40 FG
- 49ers— Wersching 23 FG
- Bengals— Ross 3 pass from Anderson (Breech kick)

- Lions— Murray 37 FG
- 49ers— Craig 1 run (Wersching kick)
- 49ers— Tyler 2 run (Wersching kick)
- Lions— Murray 21 FG
- Lions— Murray 54 FG
- 49ers— Wersching 19 FG
- Lions— Sims 11 run (Murray kick)
- Lions— Sims 3 run (Murray kick)
- 49ers— Solomon 14 pass from Montana (Wersching kick)

Washington Redskins 24, 49ers 21
NFC Championship
January 8 at RFK Stadium
(Washington, DC)

Mark Moseley connected on a 25–yard field goal with 40 seconds remaining to hand San Francisco a heartbreaking 24–21 defeat in the NFC Championship Game at RFK Stadium. The defeat was especially hard to swallow after the 49ers fought back from a 21–0 deficit with 21 fourth–quarter points. QB Joe Montana hit WR Mike Wilson on a five–yard scoring strike 30 seconds into the fourth, snapping the shutout. On the next 49ers possession, Montana hit WR Freddie Solomon on a 76–yard bomb to pull within seven at 21–14. The Redskins went three–and–out on their next possession, which led to another Montana–to–Wilson touchdown and a tie ballgame. Unfortunately for the 49ers, the Redskins would launch a six–minute drive that led to the Moseley field goal and the end of the season. Montana finished the game with his typically excellent numbers: 27–of–48 for 347 yards and three touchdowns. Solomon caught eight passes for 106 yards and one touchdown. DT Pete Kugler led the defensive charge with 10 tackles. He was joined by S Carlton Williamson with eight tackles and LBs Riki Ellison and Keena Turner had six stops each.

49ers	0	0	0	21	–	21
Redskins	0	7	14	3	–	24

- Redskins— Riggins 4 run (Moseley kick)
- Redskins— Riggins 1 run (Moseley kick)
- Redskins— Brown 70 pass from Theismann (Moseley kick)
- 49ers— Wilson 5 pass from Montana (Wersching kick)
- 49ers— Solomon 76 pass from Montana (Wersching kick)
- 49ers— Wilson 12 pass from Montana (Wersching kick)
- Redskins— Moseley 25 FG

1983

49ers 24, Detroit Lions 23
NFC Divisional Playoff
December 31 at Candlestick Park
(San Francisco, CA)

WR Freddie Solomon caught a 14–yard touchdown pass from QB Joe Montana with two minutes remaining to give San Francisco a 24–23 win over the visiting Detroit Lions and earn a berth in the NFC Championship Game. San Francisco’s defense kept the team alive on several occasions, intercepting Detroit QB Gary Danielson five times. LB Riki Ellison had two interceptions while LB Keena Turner, S Dwight Hicks and CB Ronnie Lott had one apiece. RB Wendell Tyler and RB Roger Craig each scored a touchdown for San Francisco. Tyler rushed for 74 yards on 17 carries and also caught two passes for 15 yards. Craig led the Niners in receiving with seven receptions for 61 yards.

Lions	3	6	0	14	–	23
49ers	7	7	3	7	–	24

1984

49ers 21, New York Giants 10
NFC Divisional Playoff
December 29 at Candlestick Park
(San Francisco, CA)

QB Joe Montana rushed for 63 yards, passed for 309 yards and the 49ers earned a date in the NFC Championship Game with a 21–10 win over the New York Giants. San Francisco drew first blood when Montana hooked up with his favorite target, WR Dwight Clark, on a 21–yard scoring toss just three minutes into the first quarter. Clark would finish the day with 112 yards on nine receptions. On the Giants next possession, it was S Ronnie Lott who intercepted a QB Phil Simms pass and returned it 38 yards to the New York 12–yard line. Two plays later, Montana hit TE Russ Francis on a nine–yard strike to extend the lead to 14–0. New York would pull within three following LB Harry Carson’s interception and touchdown return off a tipped Montana pass seven minutes into the second quarter. Three minutes later, the 49ers answered when Montana hit WR Freddie Solomon on a 29–yard scoring completion to put San Francisco up 21–10. DE Fred Dean recorded seven tackles and two sacks for the inspired 49ers defense. LB Jack Reynolds added five tackles.

Giants	0	10	0	0	–	10
49ers	14	7	0	0	–	21

49ers— Clark 21 pass from Montana (Wersching kick)
 49ers— Francis 9 pass from Montana (Wersching kick)
 Giants— Haji–Sheikh 46 FG
 Giants— Carson 14 interception return (Haji–Sheikh kick)
 49ers— Solomon 29 pass from Montana (Wersching kick)

49ers 23, Chicago Bears 0
NFC Championship
January 6 at Candlestick Park
(San Francisco, CA)

San Francisco advanced to Super Bowl XIX with a 23–0 win over the visiting Chicago Bears. The story of the day was the 49ers defense that recorded nine sacks and held the Bears to 186 yards of total offense. Leading the charge for the defense were DE Gary Johnson and DT Michael Carter. Neither Johnson nor Carter were starters in the game, yet they led the squad with two sacks and six tackles each. LB Riki Ellison recorded a team–high eight tackles. Offensively, San Francisco was led by QB Joe Montana and RB Wendell Tyler. Montana threw for 233 yards and one touchdown, a 10–yard toss to WR Freddie Solomon in the fourth quarter. Tyler had 68 yards on 10 carries and scored on a nine–yard jaunt early in the third quarter.

Bears	0	0	0	0	–	0
49ers	3	3	7	10	–	23

49ers— Wersching 21 FG
 49ers— Wersching 22 FG
 49ers— Tyler 9 run (Wersching kick)
 49ers— Solomon 10 pass from Montana (Wersching kick)
 49ers— Wersching 34 FG

49ers 38, Miami Dolphins 16
Super Bowl XIX
January 20 at Stanford Stadium
(Palo Alto, CA)

QB Joe Montana passed for 331 yards and accounted for four touchdowns to lead San Francisco to a 38–16 win over the Miami Dolphins. For his efforts, Montana was named Super Bowl MVP for the second time in his career. The game was played at nearby Stanford Stadium in Palo Alto in front of 84,059 fans. Montana’s first touchdown of the day came on a 33–yard strike to RB Carl Monroe late in the first quarter. He followed that with an eight–yard scoring toss to RB Roger Craig in the second quarter. On the next 49ers possession, Montana added his third score of the day, this time taking it in himself on a six–yard run. His fourth and final score came on a 16–yard pass to Craig midway through the third quarter. Craig also had an impressive day totaling 135 yards of total offense and added two scores. San Francisco rolled up an impressive 537 yards of total offense in the game, including 211 rushing yards. S Carlton Williamson and CB Eric Wright each intercepted a QB Dan Marino pass. LB Keena Turner led the team with six tackles.

Dolphins	10	6	0	0	–	16
49ers	7	21	10	0	–	38

Dolphins— von Schamann 37 FG
 49ers— Monroe 33 pass from Montana (Wersching kick)
 Dolphins— Johnson 2 pass from Marino (von Schamann kick)
 49ers— Craig 8 pass from Montana (Wersching kick)
 49ers— Montana 6 run (Wersching kick)
 49ers— Craig 2 run (Wersching kick)
 Dolphins— von Schamann 31 FG
 Dolphins— von Schamann 30 FG
 49ers— Wersching 27 FG
 49ers— Craig 16 pass from Montana (Wersching kick)

1985

New York Giants 17, 49ers 3
NFC Wild Card
December 28 at Giants Stadium
(Meadowlands, NJ)

San Francisco posted more yards of total offense than the host Giants, yet it wasn’t enough as New York rolled up a 17–3 win in the NFC Wild Card Game. QB Joe Montana completed 26–of–47 passes for 296 yards for the 49ers in the losing effort. WR Dwight Clark caught a postseason career–high eight passes for 120 yards. The Giants were led by RB Joe Morris who gained 141 yards on the ground and QB Phil Simms who passed for 181 yards and two touchdowns. Defensively, San Francisco was paced by LB Keena Turner with seven tackles and S Ronnie Lott, who added five stops.

49ers	0	3	0	0	–	3
Giants	3	7	7	0	–	17

Giants— Schubert 47 FG
 Giants— Bavaro 18 pass from Simms (Schubert kick)
 49ers— Wersching 21 FG
 Giants— Hasselbeck 3 pass from Simms (Schubert kick)

1986

New York Giants 49, 49ers 3
NFC Divisional Playoff
January 4 at Giants Stadium
(Meadowlands, NJ)

QB Phil Simms threw four touchdown passes and RB Joe Morris rushed for 159 yards as the New York Giants defeated San Francisco for the second consecutive season in a playoff game at Giants Stadium. San Francisco was held to 29 yards on the ground and 184 yards of total offense by a Giants defense led by LB Lawrence Taylor and LB Harry Carson. Carson posted nine tackles and Taylor returned an interception 34 yards for a touchdown. Simms threw four touchdown passes and Morris rushed for 159 yards and two scores to lead a potent New York offense.

49ers	3	0	0	0	–	3
Giants	7	21	21	0	–	49

Giants— Bavaro 24 pass from Simms (Allegre kick)
 49ers— Wersching 26 FG
 Giants— Morris 45 run (Allegre kick)
 Giants— Johnson 15 pass from Simms (Allegre kick)
 Giants— Taylor 34 interception return (Allegre kick)
 Giants— McConkey 28 pass from Simms (Allegre kick)
 Giants— Mowat 29 pass from Simms (Allegre kick)
 Giants— Morris 2 run (Allegre kick)

1987

Minnesota Vikings 36, 49ers 24
NFC Divisional Playoff
January 9 at Candlestick Park
(San Francisco, CA)

Minnesota WR Anthony Carter and K Chuck Nelson each established NFL postseason records as the Vikings posted a 36–24 win over hometown San Francisco at Candlestick Park. Carter caught 10 passes from QB Wade Wilson for an NFL postseason record 227 yards. Carter broke the old record of 198 yards that was set by E Tom Fears of the Los Angeles Rams in 1950 against the Chicago Bears. Nelson set his record by kicking five field goals, breaking the old mark of four that was done eight times. San Francisco was led offensively by QB Steve Young, who spelled QB Joe Montana early in the second half. Young completed 12–of–17 passes for 158 yards and one touchdown. He also ran for a team–high 72 yards on six carries and had a five–yard touchdown run.

Vikings	3	17	10	6	–	36
49ers	3	0	14	7	–	24

Vikings— Nelson 21 FG
 49ers— Wersching 43 FG
 Vikings— Hilton 7 pass from Wilson (Nelson kick)
 Vikings— Nelson 23 FG
 Vikings— Rutland 45 interception return (Nelson kick)
 49ers— Fuller 48 interception return (Wersching kick)
 Vikings— Jones 5 pass from Wilson (Nelson kick)
 49ers— Young 5 run (Wersching kick)
 Vikings— Nelson 40 FG
 Vikings— Nelson 46 FG
 49ers— Frank 16 pass from Young (Wersching kick)
 Vikings— Nelson 23 FG

1988

49ers 34, Minnesota Vikings 9
NFC Divisional Playoff
January 1 at Candlestick Park
(San Francisco, CA)

RB Roger Craig and WR Jerry Rice entered the NFL record books as the 49ers advanced to the NFC Championship Game with a convincing 34–9 win over the visiting Minnesota Vikings at Candlestick. Rice set a record, that he shares with five other players, with three touchdown receptions. He scored on receptions of two, four and 11 yards, all thrown by QB Joe Montana. Rice closed the day with five receptions for 61 yards. Craig entered the record book courtesy of his 80–yard touchdown run in the fourth quarter. The run was the longest touchdown run and the longest run from scrimmage in team postseason history. Craig broke the old record established by RB Marcus Allen with his 74–yard touchdown run against the Washington Redskins in 1983. Craig finished the day with 135 yards on 21 carries and two touchdowns. The 49ers defense also posted a strong day, recording six sacks, two interceptions and one fumble recovery. S Ronnie Lott had a big day with four tackles, two interceptions and three passes defended. DE Larry Roberts recorded two and a half sacks.

Vikings	3	0	6	0	–	9
49ers	7	14	0	13	–	34

Vikings— Nelson 47 FG
 49ers— Rice 2 pass from Montana (Cofer kick)
 49ers— Rice 4 pass from Montana (Cofer kick)
 49ers— Rice 11 pass from Montana (Cofer kick)
 Vikings— H. Jones 5 pass from Wilson (Nelson kick)
 49ers— Craig 4 run (Cofer kick)
 49ers— Craig 80 run (Cofer kick)

49ers 28, Chicago Bears 3
NFC Championship
January 8 at Soldier Field
(Chicago, IL)

Game time temperatures were in the teens and the wind chill was 26 below zero, but the San Francisco 49ers were hot, as they rolled to a 28–3 win over the Chicago Bears at Soldier Field. QB Joe Montana hit WR Jerry Rice on a 61–yard scoring toss in the first quarter and a 27–yard scoring toss in the second as the 49ers took a 14–3 lead into the half. In the third quarter, it was again the mastery of Montana, who connected with TE John Frank on a five–yard touchdown pass to extend the lead to 21–3. FB Tom Rathman capped a solid day with a four–yard burst into the end zone with 8:07 remaining in the fourth quarter. Rathman finished with 36 yards rushing and caught five passes for 51 yards. The San Francisco defensive charge was led by LB Mike Walter, who posted a game–high 11 tackles and forced a fumble. S Jeff Fuller recorded nine tackles and intercepted a pass. Offensively, Rice finished with 11 receptions for 133 yards and two touchdowns while Montana completed 17–of–27 passes for 288 yards.

49ers	7	7	7	7	–	28
Bears	0	3	0	0	–	3

49ers— Rice 61 pass from Montana (Cofer kick)
 49ers— Rice 27 pass from Montana (Cofer kick)
 Bears— Butler 25 FG
 49ers— Frank 5 pass from Montana (Cofer kick)
 49ers— Rathman 4 run (Cofer kick)

49ers 20, Cincinnati Bengals 16
Super Bowl XXIII
January 22 at Joe Robbie Stadium
(Miami, FL)

In what proved to be the most exciting Super Bowl game of the decade, it was the play of a collected veteran that delivered San Francisco its third NFL Championship. QB Joe Montana connected on 23–of–36 passes for 357 yards, but no completion would be more important than his last. The game opened at a stand still with neither team having any ability to move the ball offensively. San Francisco opened the scoring on a 41–yard field goal by K Mike Cofer late in the first quarter. The Bengals responded with K Jim Breech’s 34–yard field goal and the teams headed to the half locked in a 3–3 tie. The third quarter began with the teams trading field goals before the Bengals broke the touchdown drought. Following a 49ers field goal, Cincinnati KR Stanford Jennings took the Cofer kickoff and returned it 93 yards for a touchdown. It didn’t take long for San Francisco to respond. Montana hit WR Jerry Rice for a 31–yard completion and followed that with a swing pass that RB Roger Craig turned into a 40–yard gain. Two plays and 16 seconds later, Montana found Rice in the corner of the end zone for a 10–yard touchdown. An 11–play, 46–yard drive by the Bengals resulted in a 46–yard field goal by Breech, giving Cincinnati a 16–13 lead and leaving the 49ers just 3:20 on the clock. San Francisco received the kickoff and returned it to the 20, but a penalty moved the ball back to the eight–yard line. What happened next is legendary. Montana connected on five consecutive passes to move the ball to the Bengals 35. A holding penalty moved the ball back 10 yards, but Montana responded with a 27–yard completion to Rice and another first down. A quick hit to Craig followed by a timeout left the Niners with second and two from the Bengals 10–yard line. Following the timeout, Montana hit WR John Taylor in the middle of the end zone for a touchdown and San Francisco had its third Super Bowl title of the decade.

Bengals	0	3	10	3	–	16
49ers	3	0	3	14	–	20

49ers— Cofer 41 FG
 Bengals— Breech 34 FG
 Bengals— Breech 43 FG
 49ers— Cofer 32 FG
 Bengals— Jennings 93 kickoff return (Breech kick)
 49ers— Rice 14 pass from Montana (Cofer kick)
 Bengals— Breech 40 FG
 49ers— Taylor 10 pass from Montana (Cofer kick)

1989

49ers 41, Minnesota Vikings 13
NFC Divisional Playoff
January 6 at Candlestick Park
(San Francisco, CA)

QB Joe Montana threw four touchdown passes and RB Roger Craig rushed for 118 yards as the 49ers advanced to the NFC Championship Game with a convincing 41–13 win over the visiting Minnesota Vikings at Candlestick Park. The Vikings opened the scoring on a K Rich Karlis field goal nine minutes into the first quarter, but from that point on it was all San Francisco. The 49ers erupted for 28 consecutive points before halftime to put the game away early. Just 20 seconds after the Vikings initial score, Montana connected with WR Jerry Rice for the first of his four touchdown passes of the afternoon. The play started simply enough before, in true Rice fashion, he turned a seven–yard gain into a 72–yard touchdown. Following an interception by S Chet Brooks, Montana hit TE Brent Jones for an eight–yard touchdown pass and the rout was on. Montana would add touchdown passes to WR John Taylor and another to Rice before handing the game over to reserve QB Steve Young. On the day, Montana completed 17–of–24 passes for 241 yards. The 49ers defense would also contribute a score, courtesy of S Ronnie Lott, who intercepted a QB Tommy Kramer pass and returned it 58 yards for a touchdown.

Vikings	3	0	3	7	–	13
49ers	7	20	0	14	–	41

Vikings— Karlis 38 FG
 49ers— Rice 72 pass from Montana (Cofer kick)
 49ers— Jones 8 pass from Montana (Cofer kick)
 49ers— Taylor 8 pass from Montana (kick failed)
 49ers— Rice 13 pass from Montana (Cofer kick)
 Vikings— Karlis 44 FG
 49ers— Lott 58 interception return (Cofer kick)
 49ers— Craig 4 run (Cofer kick)
 Vikings— Fenney 3 run (Karlis kick)

49ers 30, Los Angeles Rams 3
NFC Championship
January 14 at Candlestick Park
(San Francisco, CA)

The 49ers defense intercepted QB Jim Everett three times and held the Los Angeles Rams to 156 yards of total offense as San Francisco earned its fourth trip to the Super Bowl of the decade with a 30–3 win at Candlestick Park in the NFC Championship Game. San Francisco QB Joe Montana was superb in his direction of the 49ers offense, completing 26–of–30 passes for 262 yards and two touchdowns. His first touchdown pass of the game came with 11:27 remaining in the second quarter when he hit TE Brent Jones on a 20–yard strike to give the 49ers a 7–3 lead. CB Tim McKyer intercepted an Everett pass giving the 49ers possession at the Los Angeles 27–yard line. A five–play drive culminated in a one–yard touchdown run by RB Roger Craig. It wouldn’t take long for San Francisco to strike again. Gaining possession with 3:10 remaining in

1990

49ers 28, Washington Redskins 10
NFC Divisional Playoff
January 12 at Candlestick Park
(San Francisco, CA)

the second, Montana calmly directed a 14-play, 97-yard drive that ended with an 18-yard scoring toss to WR John Taylor. K Mike Cofer accounted for the final nine points on three field goals in the second half. Offensively, Montana was joined by Craig, who rushed for 94 yards on 24 carries. WR Jerry Rice caught six passes for 55 yards and FB Tom Rathman added 63 yards rushing and 48 yards receiving.

Rams	3	0	0	0	-	3
49ers	0	21	3	6	-	30

- Rams—Lansford 23 FG
- 49ers—Jones 20 pass from Montana (Cofer kick)
- 49ers—Craig 1 run (Cofer kick)
- 49ers—Taylor 18 pass from Montana (Cofer kick)
- 49ers—Cofer 28 FG
- 49ers—Cofer 36 FG
- 49ers—Cofer 25 FG

49ers 55, Denver Broncos 10
Super Bowl XXIV
January 28 at Louisiana Superdome
(New Orleans, LA)

WR Jerry Rice scored three touchdowns, FB Tom Rathman scored twice and QB Joe Montana earned his third Super Bowl MVP award as the San Francisco 49ers cruised to their fourth NFL Championship of the decade with a resounding 55-10 win over the Denver Broncos. The game was played before a crowd of 72,919 at the Louisiana Superdome in New Orleans, LA. Rice scored on touchdown catches of 20, 38 and 28 yards en route to a seven-reception, 148-yard outing. Rathman scored his two touchdowns on runs of one and three yards. The real story of the game was the play of Montana. He completed a sensational 22-of-29 passes for 297 yards and five touchdowns. He was masterful in his direction of the 49ers offense, leading the team on scoring drives of 66, 69 and 71 yards. The 49ers defense proved to be as devastating as the offense. San Francisco harassed Denver QB John Elway all game, intercepting him twice and sacking him on six occasions. DE Daniel Stubbs led the way with two sacks and was joined by four others who had one sack each. DE Kevin Fagan had six tackles and LB Matt Millen added five.

49ers	13	14	14	14	-	55
Broncos	3	0	7	0	-	10

- 49ers—Rice 20 pass from Montana (Cofer kick)
- Broncos—Treadwell 42 FG
- 49ers—Jones 7 pass from Montana (kick failed)
- 49ers—Rathman 1 run (Cofer kick)
- 49ers—Rice 38 pass from Montana (Cofer kick)
- 49ers—Rice 28 pass from Montana (Cofer kick)
- 49ers—Taylor 35 pass from Montana (Cofer kick)
- Broncos—Elway 3 run (Treadwell kick)
- 49ers—Rathman 3 run (Cofer kick)
- 49ers—Craig 1 run (Cofer kick)

QB Joe Montana completed 22-of-31 passes for 274 yards and two touchdowns as San Francisco advanced to the NFC Championship Game with a 28-10 win over the visiting Washington Redskins. The Redskins opened the scoring on a 31-yard touchdown reception from QB Mark Rypien to WR Art Monk. The 49ers answered with a one-yard touchdown run by FB Tom Rathman that capped an eight-play, 74-yard drive to tie the score at 7-7. Washington added a 44-yard field goal by K Chip Lohmiller just before the end of the first quarter to take a 10-7 lead. That would be all of the scoring for the Redskins as the 49ers would reel off 21 consecutive points over the next three quarters. Montana hit WR Jerry Rice on a 10-yard strike to complete a 10-play drive, giving San Francisco its first lead of the game four minutes into the second quarter. Five minutes later, the 49ers would extend their lead to 21-10 thanks to an eight-yard touchdown pass from Montana to WR Mike Sherrard. It was the 49ers defense that would cap the scoring for the day. Following a scoreless third quarter, DT Michael Carter intercepted a Rypien pass that had been tipped by DE Charles Haley and returned it 61 yards for a touchdown. CB Don Griffin and DE Kevin Fagan had seven tackles each to lead the 49ers defense.

Redskins	10	0	0	0	-	10
49ers	7	14	0	7	-	28

- Redskins—Monk 31 pass from Rypien (Lohmiller kick)
- 49ers—Rathman 1 run (Cofer kick)
- Redskins—Lohmiller 44 FG
- 49ers—Rice 10 pass from Montana (Cofer kick)
- 49ers—Sherrard 8 pass from Montana (Cofer kick)
- 49ers—Carter 61 interception return (Cofer kick)

New York Giants 15, 49ers 13
NFC Championship
January 20 at Candlestick Park
(San Francisco, CA)

Kickers and defense were the story of the day at Candlestick as the Giants used five field goals from K Matt Bahr and the Giants defense held San Francisco to 39 yards on the ground to defeat the 49ers 15-13. In the first two quarters, it was Bahr and 49ers K Mike Cofer who provided all the scoring. Bahr connected on a pair of field goals from 28 and 42 yards out. Cofer added field goals of 47 and 35 yards, and the teams entered the half in a 6-6 tie. San Francisco opened the scoring in the third quarter on a 61-yard touchdown pass to WR John Taylor from QB Joe Montana to take a 13-6 lead. From that point on, it was all New York and Matt Bahr. Bahr kicked field goals of 46 and 38 yards to pull the Giants within one at 13-12 with 5:47 remaining. San Francisco took over at its own 20-yard line, but five plays later DT Erik Howard forced a 49ers fumble and LB Lawrence Taylor recovered at

the Giants 43-yard line with 2:36 remaining. A pair of QB Jeff Hostetler completions to TE Mark Bavaro and WR Stephen Baker had the Giants in field goal range at the 49ers 29-yard line with 1:10 remaining in the contest. Three plays later Bahr added his fifth field goal of the day, this one from 42 yards away, as time expired. Montana completed 18-of-26 passes for 190 yards and one touchdown. Taylor caught two passes for 75 yards, including the 61-yard touchdown. WR Jerry Rice added five catches for 54 yards. Defensively, San Francisco was led by LB Bill Romanowski's seven tackles. DT Jim Burt, DT Pierce Holt and DE Charles Haley added one sack each.

Giants	3	3	3	6	-	15
49ers	3	3	7	0	-	13

- 49ers—Cofer 47 FG
- Giants—Bahr 28 FG
- Giants—Bahr 42 FG
- 49ers—Cofer 35 FG
- 49ers—Taylor 61 pass from Montana (Cofer kick)
- Giants—Bahr 46 FG
- Giants—Bahr 38 FG
- Giants—Bahr 42 FG

1992

49ers 20, Washington Redskins 13
NFC Divisional Playoff
January 9 at Candlestick Park
(San Francisco, CA)

QB Steve Young threw for 227 yards, including two touchdown passes, and rushed for an additional 73 yards to lead San Francisco to a hard fought 20-13 win over the visiting Redskins at Candlestick Park. Young tossed a five-yard touchdown pass to WR John Taylor to open the scoring at the 11:48 mark of the first quarter. The teams traded field goals, and then Young hit TE Brent Jones on a 16-yard scoring strike and K Mike Cofer added the extra point to give San Francisco a 17-3 lead at halftime. The Redskins answered with 10 consecutive points on a K Chip Lohmiller field goal and a QB Mark Rypien one-yard touchdown plunge to cut the 49ers lead to 17-13. The locals responded with a 14-play, 59-yard drive that resulted in a 33-yard Cofer field goal with 2:22 remaining. The San Francisco defense did the rest, sacking Rypien four times on its final drive before forcing the Redskins to turn the ball over on downs. DT Pierce Holt had four tackles, including three sacks, to pace a determined Niners defense. CB Don Griffin posted a team-high six stops in the victory.

Redskins	3	0	3	7	-	13
49ers	7	10	0	3	-	20

- 49ers—Taylor 5 pass from Young (Cofer kick)
- Redskins—Lohmiller 19 FG
- 49ers—Cofer 23 FG
- 49ers—Jones 16 pass from Young (Cofer kick)
- Redskins—Lohmiller 32 FG
- Redskins—Rypien 1 run (Lohmiller kick)
- 49ers—Cofer 33 FG

1992

Dallas Cowboys 30, 49ers 20
NFC Championship
January 17 at Candlestick Park
(San Francisco, CA)

QB Troy Aikman completed 24-of-34 passes for 322 yards and two touchdowns as the Cowboys claimed a 30-20 win over the 49ers. The game was played before 64,920 fans at a rainy Candlestick Park. Dallas opened the scoring with a 20-yard field goal by K Lin Elliott. The 49ers answered with a one-yard run by QB Steve Young to take a 7-3 lead after the first quarter. Cowboy RB Emmitt Smith scored the first of his two touchdowns on a four-yard run at the 5:05 mark of the second quarter to put Dallas up 10-7. San Francisco tied the score three minutes later on a 28-yard field goal by K Mike Cofer. FB Daryl Johnston scored the first points of the second half on a three-yard run at the 10:45 mark of the third quarter to put the Cowboys ahead 17-10. Cofer added a field goal for the 49ers to make the score 17-13 heading into the fourth quarter. It was a battle between Aikman and Young in the fourth. Aikman hit Smith on a 16-yard scoring strike at the 12:25 mark, extending the Dallas lead to 24-13. Young answered back with a nine play, 93-yard drive resulting in a five-yard scoring toss to WR Jerry Rice to trim the Cowboys lead to 24-20. It didn't take long for Dallas to respond. On a first and 10 from their own 21, Aikman hit WR Alvin Harper on a crossing pattern that Harper turned into a 70-yard completion. Three plays later Aikman hit WR Kelvin Martin for a six-yard touchdown to secure the win. Rice had an outstanding day receiving, finishing with eight catches for 123 yards and one touchdown. Young completed 25-of-35 passes for 313 yards and one touchdown. CB Eric Davis had six tackles to lead the 49ers defense. DT Ted Washington and DE Kevin Fagan had two sacks each.

Cowboys	3	7	7	13	-	30
49ers	7	3	3	7	-	20

Cowboys— Elliott 20 FG
 49ers— Young 1 run (Cofer kick)
 Cowboys— Smith 4 run (Elliott kick)
 49ers— Cofer 28 FG
 Cowboys— Johnston 3 run (Elliott kick)
 49ers— Cofer 42 FG
 Cowboys— Smith 16 pass from Aikman (Elliott kick)
 49ers— Rice 5 pass from Young (Cofer kick)
 Cowboys— Martin 6 pass from Aikman (kick blocked)

1993

49ers 44, New York Giants 3
NFC Divisional Playoff
January 15 at Candlestick Park
(San Francisco, CA)

It was a wattered down 49ers attack at Candlestick Park as RB Ricky Watters established an NFL single-game playoff record with five rushing touchdowns in the 44-3 win over the visting New York Giants. Watters scored on runs of one, one, two, six and two yards as he compiled 118 rushing yards on 24 carries. He also caught a team-high five passes for 46 yards from QB Steve Young, who finished the day completing 17-of-22 passes for 226 yards in the victory. The 49ers defense stepped up their play in the win as well. New York was held to 194 total yards, with only 41 yards rushing. DT Dana Stubblefield had two sacks and LB Bill Romanowski added a team-high five tackles. The game was marked by several milestone events: Attendance of 67,143 set a 49ers and Candlestick Park record (since broken), 44 points are most scored by 49ers in an NFC Playoff Game, Watters sets NFL single-game record for postseason rushing touchdowns (5), postseason touchdowns (5) and points scored (30).

Giants	0	3	0	0	-	3
49ers	9	14	14	7	-	44

49ers— Watters 1 run (kick failed)
 49ers— Cofer 29 FG
 49ers— Watters 1 run (Cofer kick)
 49ers— Watters 2 run (Cofer kick)
 Giants— Treadwell 25 FG
 49ers— Watters 6 run (Cofer kick)
 49ers— Watters 2 run (Cofer kick)
 49ers— Logan 2 run (Cofer kick)

Dallas Cowboys 38, 49ers 21
NFC Championship
January 23 at Texas Stadium
(Irving, TX)

The Cowboys broke a 7-7 tie by scoring 21 unanswered points in the second quarter and that proved to be the difference in their 38-21 win over the visiting 49ers. The game was played before 64,902 at Texas Stadium. The Cowboys opened the scoring on a five-yard touchdown run by RB Emmit Smith at 8:14 of the first quarter. San Francisco responded with a seven-yard touchdown reception by FB Tom Rathman from QB Steve Young early in the second quarter to tie the score. That would be as close as the 49ers would get, as Dallas answered with a 21-point outburst in the final 10 minutes of the second quarter to take a 28-7 halftime lead. San Francisco scored its second touchdown of the game at the 5:47 mark of the third quarter. RB Ricky Watters capped a six-play, 43-yard drive with a four-yard scamper into the end zone. Dallas sealed the game by scoring 10 consecutive points on a 42-yard touchdown reception by WR Alvin Harper from reserve QB Bernie Kosar and adding a 50-yard field goal from K Eddie Murray. The 49ers would add another touchdown on a one-yard plunge by Young, capping a 17-play,

94-yard drive. San Francisco was paced offensively by Young, who completed 27-of-45 passes for 287 yards and one touchdown.

49ers	0	7	7	7	-	21
Cowboys	7	21	7	3	-	38

Cowboys— Smith 5 run (Murray kick)
 49ers— Rathman 7 pass from Young (Cofer kick)
 Cowboys— Johnston 4 run (Murray kick)
 Cowboys— Smith 11 pass from Aikman (Murray kick)
 Cowboys— Novacek 19 pass from Aikman (Murray kick)
 49ers— Watters 4 run (Cofer kick)
 Cowboys— Harper 42 pass from Kosar (Murray kick)
 Cowboys— Murray 50 FG
 49ers— Young 1 run (Cofer kick)

1994

49ers 44, Chicago Bears 15
NFC Divisional Playoff
January 7 at Candlestick Park
(San Francisco, CA)

FB William Floyd rushed for three touchdowns and the 49ers defense held Chicago to just 247 yards in a 44-15 rout of the Bears. Floyd's three scores established him as the first rookie to hit paydirt three times in an NFL playoff game. The Bears actually took an early 3-0 lead on a 39-yard field goal by K Kevin Butler. The Niners bounced back, however, lighting up the scoreboard for 37 unanswered points to put the game away. San Francisco's first points were the result of a 13-play, 68-yard drive that ended with a two-yard run by Floyd. CB Eric Davis then intercepted QB Steve Walsh on the Bears next possession and moments later, QB Steve Young connected with TE Brent Jones for an eight-yard scoring play. The Niners continued to roll in the second quarter, increasing the lead to 30-3 at the half on touchdown runs by Floyd and Young, sandwiched around a K Doug Brien field goal. Floyd's third touchdown of the game midway through the third quarter increased the lead to 37-3 and completed the afternoon's work for many of the San Francisco starters. LB Gary Plummer led a spirited defensive effort, tying the 49ers single-game postseason record with 13 tackles. The 49ers defense also sacked Chicago quarterbacks four times, led by DE Tim Harris' two.

49ers	7	23	7	7	-	44
Bears	3	0	0	12	-	15

Bears— Butler 39 FG
 49ers— Floyd 2 run (Brien kick)
 49ers— Jones 8 pass from Young (kick failed)
 49ers— Floyd 4 run (Brien kick)
 49ers— Brien 36 FG
 49ers— Young 6 run (Brien kick)
 49ers— Floyd 1 run (Brien kick)
 Bears— Flanigan 2 pass from Kramer (pass failed)
 49ers— Walker 1 run (Brien kick)
 Bears— Tillman 1 run (pass failed)

49ers 38, Dallas Cowboys 28
NFC Championship
January 15 at Candlestick Park
(San Francisco, CA)

CB Eric Davis returned an interception 44 yards for a touchdown and forced a fumble that San Francisco converted into another touchdown. Those plays set the stage for a defensive effort that produced five takeaways in San Francisco's 38–28 NFC Championship Game win over the Dallas Cowboys. The game was played before a Candlestick Park–record 69,143 (since broken). On the third play of the game, Davis, playing a disguised zone coverage, stepped in front of a QB Troy Aikman pass and sprinted to the end zone. Three plays later, he stripped the ball from WR Michael Irvin and S Tim McDonald recovered. Five plays later, QB Steve Young hit FB Ricky Watters in the flat on a play that produced a 29–yard touchdown and a 14–0 lead. The ensuing kickoff saw 49ers RB Adam Walker jar the ball loose from Dallas returner Kevin Williams and K Doug Brien recovered the fumble. It took seven plays before FB William Floyd plunged in from the one to make it 21–0 with 7:33 remaining in the first quarter. Dallas began its comeback on the next series. Facing third and 23 from the San Francisco 44, Aikman hit Irvin for a touchdown that cut the score to 21–7. Following a Brien field goal of 34 yards, RB Emmitt Smith capped a 63–yard drive with a four–yard run that narrowed the gap to 24–14. The crucial point in the game came seconds before the first half expired. With eight seconds remaining, Young found WR Jerry Rice for a 28–yard score, giving the 49ers a 31–14 lead heading into the locker room. The teams traded touchdowns in the second half with the 49ers holding off a strong Dallas charge in the fourth quarter. Young completed 13–of–29 passes for 155 yards and two touchdowns. He also rushed for 47 yards and another score. Watters led the ground game, compiling 72 yards, while TE Brent Jones and Floyd each had three receptions. Defensively, LB Ken Norton Jr. paced the squad with 10 tackles, while Davis and McDonald added seven. Davis also had two interceptions and a forced fumble. CB Deion Sanders had an interception, along with five passes defended, while DT Rhett Hall and DE Tim Harris each had two sacks.

49ers	21	10	7	0	–	38
Cowboys	7	7	7	7	–	28

- 49ers— Davis 44 interception return (Brien kick)
- 49ers— Watters 29 pass from Young (Brien kick)
- 49ers— Floyd 1 run (Brien kick)
- Cowboys— Irvin 44 pass from Aikman (Boniol kick)
- 49ers— Brien 34 FG
- Cowboys— Smith 4 run (Boniol kick)
- 49ers— Rice 28 pass from Young (Brien kick)
- Cowboys— Smith 1 run (Boniol kick)
- 49ers— Young 3 run (Brien kick)
- Cowboys— Irvin 10 pass from Aikman (Boniol kick)

49ers 49, San Diego Chargers 26
Super Bowl XXIX
January 29 at Joe Robbie Stadium
(Miami, FL)

QB Steve Young set a Super Bowl record with six touchdown passes and WR Jerry Rice hauled in three scoring passes for the second time in his career in the world championship game. The 49ers stars led an offensive explosion that carried the team to a 49–26 win over San Diego. San Francisco wasted little time getting on the scoreboard as it took just three plays following the game's opening kickoff to crack the Chargers end zone. Following a FB William Floyd four–yard run and an 11–yard pass from Young to WR John Taylor, Young connected with Rice streaking down the middle of the field for a 44–yard scoring strike. Following a San Diego punt, San Francisco was back in the end zone again after only three plays as Young, once again, challenged the middle of the Chargers defense, this time with a pass to RB Ricky Watters, which netted a 51–yard score. The Chargers made things close for awhile, however, putting together a 13–play, 78–yard drive that concluded with a RB Natrone Means one–yard touchdown plunge to make it 14–7 after one quarter of play. The 49ers began to break the game open in the second quarter. They followed the San Diego touchdown with a 70–yard drive that culminated with a five–yard scoring pass from Young to Floyd. Two possessions later, following a partially blocked punt by RB Adam Walker, the Niners drove 49 yards for another score on an eight–yard toss from Young to Watters. K John Carney's 31–yard field goal with less than two minutes remaining in the half closed the margin at intermission to 28–10. The Niners put the game away in the third quarter, running the lead to 42–10 on a pair of long drives that ended with Watters' third score of the evening, a nine–yard blast up the middle, and a 15–yard pass from Young to Rice. Rice caught his third touchdown of the night on a seven–yard toss from Young in the fourth quarter, enabling Young to break QB Joe Montana's record of five Super Bowl touchdown passes. Young was named the game's Most Valuable Player, while Rice turned in the second best receiving performance in Super Bowl history with 10 catches for 149 yards, while tying his own record with three scoring receptions.

Chargers	7	3	8	8	–	26
49ers	14	14	14	7	–	49

- 49ers— Rice 44 pass from Young (Brien kick)
- 49ers— Watters 51 pass from Young (Brien kick)
- Chargers— Means 1 run (Carney kick)
- 49ers— Floyd 5 pass from Young (Brien kick)
- 49ers— Watters 8 pass from Young (Brien kick)
- Chargers— Carney 31 FG
- 49ers— Watters 9 run (Brien kick)
- 49ers— Rice 15 pass from Young (Brien kick)
- Chargers— Coleman 98 KO return (Humphries to Seay pass)
- 49ers— Rice 7 pass from Young (Brien kick)
- Chargers— Martin 30 pass from Humphries (Humphries to Pupunu pass)

1995

Green Bay Packers 27, 49ers 17
NFC Divisional Playoff
January 6 at 3Com Park
(San Francisco, CA)

Aided by a swarming defense that caused four turnovers, the Green Bay Packers defeated the 49ers 27–17 at 3Com Park. A record crowd of 69,311 saw the Packers advance to the NFC Championship Game, while the 49ers one–year reign as world champions ended with an overall record of 11–6. Green Bay took its opening drive and marched to the San Francisco 26 before settling for a field goal attempt. However, K Chris Jacke's 44–yard attempt was blocked by S Tim McDonald and the 49ers took over at their 34. On the first play from scrimmage, QB Steve Young hit FB Adam Walker in the flat, but LB Wayne Simmons jarred the ball loose and CB Craig Newsome returned the fumble 31 yards for the touchdown. Green Bay also scored on its next two possessions, a three–yard pass from QB Brett Favre to TE Keith Jackson and a 13–yard toss from Favre to TE Mark Chmura. San Francisco scored its first points of the game late in the half when K Jeff Wilkins nailed a 21–yard field goal with two minutes remaining. The 49ers took their first possession of the third quarter and marched 80 yards for a touchdown, when Young plunged in from the one, cutting the deficit to 21–10. On the 14–play drive, Young was 9–of–10 and ran the ball twice. Again, the Packers responded to the challenge, using a pair of Jacke field goals (27 yards in the third quarter, 26 yards in the fourth quarter), and boosted Green Bay's lead to 27–10. San Francisco's final score of the season came on a two–yard plunge by RB Derek Loville with 50 seconds remaining in the game. Young completed 32 passes in an NFL postseason record 65 attempts, for 328 yards and two interceptions. He also led the 49ers in rushing, gaining 77 yards in nine attempts, including a 40–yard sprint after he was flushed from the pocket. WR Jerry Rice led the receivers with 11 catches for 117 yards, while TE Brent Jones gained 112 yards on eight receptions. Defensively, DT Dana Stubblefield recorded a team–high 10 tackles and a sack for a loss of five yards, while LB Ken Norton Jr. added nine tackles.

Packers	14	7	3	3	–	27
49ers	0	3	7	7	–	17

- Packers— Newsome 31 fumble return (Jacke kick)
- Packers— Jackson 3 pass from Favre (Jacke kick)
- Packers— Chmura 13 pass from Favre (Jacke kick)
- 49ers— Wilkins 21 FG
- 49ers— Young 1 run (Wilkins kick)
- Packers— Jacke 27 FG
- Packers— Jacke 26 FG
- 49ers— Loville 2 run (Wilkins kick)

1996

49ers 14, Philadelphia Eagles 0
 NFC Wild Card
 December 29 at 3Com Park
 (San Francisco, CA)

On a wet and windy Sunday at 3Com Park, San Francisco opened its 1996 postseason by defeating the Philadelphia Eagles 14–0 in the NFC Wild Card Game. Led by their marquee players QB Steve Young and WR Jerry Rice on offense, and a defense that recorded the team's first postseason shutout since the 1984 NFC Championship Game, the 49ers advanced to the NFC Divisional Playoff round. Following a scoreless first quarter, Young led the offense on a 10–play, 74–yard drive that concluded with the Pro Bowl quarterback scoring on a gutty nine–yard run off a quarterback draw. On that play Young broke four tackles while fighting his way to paydirt. Twice in the second quarter the Eagles mounted long drives only to be denied just short of the endzone by Niners interceptions. Philadelphia's first trip ended with CB Marquez Pope intercepting a QB Ty Detmer pass on San Francisco's seven–yard line. Late in the quarter the Eagles marched 59 yards on 10 plays moving to the 49ers five–yard line. Facing third and four, Detmer's attempt to WR Chris T. Jones was picked off by DE Roy Barker, who had dropped off into zone–blitz coverage. The only scoring in the second half occurred on the Niners second possession of the third quarter. On that drive, Rice made a spectacular one–handed catch that resulted in a 36–yard gain. He scored on a three–yard pass from Young on the next play from scrimmage. Young finished as the game's leading rusher with 65 yards, while also completing 14–of–21 tosses for 161 yards. Rice had four catches for 50 yards and his 19th career postseason touchdown (17th receiving). RB Terry Kirby added 43 yards rushing. The Niners defense, which held Eagles RB Ricky Watters to 57 rushing yards, was led by LB Ken Norton Jr.'s team postseason–record 12 solo tackles. DT Bryant Young registered two sacks and LB Lee Woodall added a sack among his six total stops.

49ers	0	7	7	0	–	14
Eagles	0	0	0	0	–	0

49ers— Young 9 run (Wilkins kick)
 49ers— Rice 3 pass from Young (Wilkins kick)

Green Bay Packers 35, 49ers 14
 NFC Divisional Playoff
 January 4 at Lambeau Field
 (Green Bay, WI)

Missed opportunities, including a total of five turnovers, spelled defeat for the San Francisco 49ers in their NFC Divisional Playoff Game with the Green Bay Packers. Played before a record Lambeau Field crowd of 60,787, the 49ers fell 35–14 in a game that featured 34–degree weather (with a wind chill of nine–degrees) and driving rain. It didn't take long for the Packers to take a lead. After forcing San Francisco to punt on its first series, WR Desmond Howard took P Tommy Thompson's punt, split the coverage down the middle of the field and raced for a 71–yard touchdown. Then, with seven minutes remaining in the opening stanza, Howard struck again. He returned a punt 46 yards to the San Francisco seven, and two plays later, QB Brett Favre threw a four–yard scoring pass to WR Andre Rison to make it 14–0. San Francisco then mounted a comeback in the second quarter. Trailing 21–0, the tide began to turn when 49ers special teams standout Curtis Buckley recovered a muffed punt at the Green Bay 26. Moments later, QB Elvis Grbac, replacing the injured QB Steve Young (ribs), hit RB Terry Kirby with an eight–yard pass, cutting the deficit to 21–7 at the half. On the opening kickoff of the third quarter, San Francisco CB Steve Israel recovered a loose ball on the Packers four, setting the stage for Grbac's scamper into the end zone. The 49ers fate was sealed, however, on the ensuing Packers drive. Marching 72 yards in 12 plays (10 of which were runs), Green Bay scored when FB Edgar Bennett fumbled before crossing the goal line; but before the 49ers defenders could react, WR Antonio Freeman fell on the loose ball, giving the hosts a 28–14 advantage. Bennett scored on an 11–yard run, and two more fumbles in the fourth quarter snuffed out any hope the 49ers had in getting back into the game. Young played the first nine plays at quarterback before giving way to Grbac late in the first quarter. Grbac completed 19–of–36 passes for 125 yards with one touchdown and three interceptions and led the team in rushing with 32 yards. Backfield mates Kirby and RB William Floyd had six receptions each, while WR Jerry Rice had a team–high 36 yards receiving. Defensively, LB Ken Norton Jr. posted eight tackles and LB Gary Plummer added seven. All–Pro DT Bryant Young left the game late in the first quarter because of a neck injury. He was taken to the hospital for tests, which were negative.

49ers	0	7	7	0	–	14
Packers	14	7	7	7	–	35

Packers— Howard 71 punt return (Jacke kick)
 Packers— Rison 4 pass from Favre (Jacke kick)
 Packers— Bennet 2 run (Jacke kick)
 49ers— Kirby 8 pass from Grbac (Wilkins kick)
 49ers— Grbac 4 run (Wilkins kick)
 Packers— Freeman fumble recovery (Jacke kick)
 Packers— Bennett 11 run (Jacke kick)

January 3 at 3Com Park
 (San Francisco, CA)

RB Terry Kirby rushed for a career–high 120 yards and scored two touchdowns, leading the San Francisco 49ers to a 38–22 victory over the Minnesota Vikings in the NFC Divisional Playoffs at 3Com Park. In addition to Kirby's heroics, QB Steve Young completed 21–of–30 passes for 224 yards and a touchdown, WR J.J. Stokes had 101 yards receiving and LB Ken Norton Jr. returned an interception 23 yards for a touchdown. San Francisco's first score came compliments of a Minnesota special teams miscue. P Mitch Berger's punt sailed off the side of his foot and into the crowd after going only 12 yards. The 49ers took over on the Vikings 26, and four plays later, FB William Floyd scored from the one and the 49ers led 7–0. Less than a minute later, the visitors tied the game on a 66–yard scoring pass from QB Randall Cunningham to WR Cris Carter. In the second quarter, the 49ers again took advantage of a poor kick by Berger — this time a punt of 29 yards — to take a 14–7 lead. Moving 61 yards in only four plays, and aided by three Minnesota penalties, Kirby scored the first of his two touchdowns on a one–yard plunge. The game–breaker occurred two plays later when the San Francisco defense flushed Cunningham out of the pocket and forced him to throw a pass over an onrushing DE Roy Barker and into the hands of Norton, who ran untouched into the end zone. In the third quarter, K Gary Anderson connected on a 34–yard field goal to build the lead to 24–7, but Cunningham and Carter hooked up again for a score, closing the gap to 24–14. On the ensuing series, the 49ers marched 75 yards in seven plays, highlighted by two Kirby runs of 22 and 14 yards. Young then hit WR Terrell Owens with one of the prettiest touchdowns of the year, as the second–year receiver shook off a defender then dove into the end zone for the score. Kirby finished the scoring in the fourth quarter with another one–yard run. CB Tyrone Drakeford had six tackles and a pair of passes defended to pace the defense. Barker also recorded San Francisco's only sack of the game.

Vikings	7	0	7	8	–	22
49ers	7	14	10	7	–	38

49ers— Floyd 1 run (Anderson kick)
 Vikings— Carter 66 pass from Cunningham (Murray kick)
 49ers— Kirby 1 run (Anderson kick)
 49ers— Norton 23 interception (Anderson kick)
 49ers— Anderson 34 FG
 Vikings— Carter 3 pass from Cunningham (Murray kick)
 49ers— Owens 15 pass from Young (Anderson kick)
 49ers— Kirby 1 run (Anderson kick)
 Vikings— Hachette 13 pass from Cunningham (Cunningham to Walsh pass)

Green Bay Packers 23, 49ers 10
 NFC Championship

**January 11 at 3Com Park
(San Francisco, CA)**

RB Dorsey Levens rushed for 114 yards and WR Antonio Freeman caught four passes for 104 yards and a touchdown to lead visiting Green Bay to a 23–10 win in the NFC Championship Game. The game was played before 68,987 under windy and rainy conditions at 3Com Park. The Packers opened the scoring late in the first quarter. After San Francisco punted on its first series, QB Brett Favre led Green Bay on a 10–play, 76–yard drive that resulted in a K Ryan Longwell 19–yard field goal. Favre completed three–of–four passes for 37 yards in the series. Green Bay continued its scoring in the second quarter. S Eugene Robinson intercepted a QB Steve Young pass and returned it 58 yards to the San Francisco 28. Two plays later, Favre threw a 27–yard scoring pass to Freeman to make the score 10–0. San Francisco then broke the drought with a scoring drive beginning with 4:23 remaining in the second quarter. Following a missed field goal by Longwell, the 49ers took possession at their own 38. A pair of Young completions for 32 yards had the Niners in Packers territory, but two holding penalties brought the ball back to the original line of scrimmage. On a key third down with 26 yards to go, Young completed a 48–yard pass to WR Terrell Owens to the Packers 10–yard line. The drive resulted in a 28–yard field goal by K Gary Anderson. Green Bay answered on its next possession. Freeman returned the kickoff 18 yards to the Packers 27. Two plays later, Favre hit Freeman for a 40–yard completion to the San Francisco 25. Longwell connected on a 43–yard field goal to make the halftime score 13–3. After a scoreless third quarter, Green Bay extended its lead to 16–3 on a 25–yard field goal by Longwell. The Packers added seven more after a five–yard touchdown run by Levens to make the score 23–3. San Francisco closed out the game by scoring on the ensuing kickoff. Chuck Levy returned Longwell’s kick 95 yards for a touchdown. Levy’s return was the second longest postseason return for San Francisco, trailing the 97–yard touchdown return by Vic Washington vs. Dallas in 1972. Young completed 23–of–38 passes for 250 yards and one interception. RB Terry Kirby ran for a team–high 21 yards on six carries. WR J.J. Stokes caught six passes for 87 yards, including a long of 43. Defensively, San Francisco was led by S Merton Hanks with eight tackles. LB Ken Norton Jr., LB Lee Woodall, LB Gary Plummer and S Tim McDonald had seven tackles each.

Packers	3	10	0	10	–	23
49ers	0	3	0	7	–	10

- Packers— Longwell 19 FG
- Packers— Freeman 27 pass from Favre (Longwell kick)
- 49ers— Anderson 28 FG
- Packers— Longwell 43 FG
- Packers— Longwell 25 FG
- Packers— Levens 5 run (Longwell kick)
- 49ers— Levy 95 kickoff return (Anderson kick)

49ers 30, Green Bay Packers 27

(San Francisco, CA)

QB Steve Young threw three touchdown passes, including a 25–yard strike to WR Terrell Owens with three seconds remaining, as San Francisco edged Green Bay, 30–27. On a crystal clear day in the Bay Area, it was the Packers who opened the scoring on a 23–yard field goal from K Ryan Longwell midway through the first quarter. San Francisco answered with help from a big play on defense. S Merton Hanks forced a fumble by RB Dorsey Levens and the ball was recovered by DE Chris Doleman at the Green Bay 19–yard line. Three plays later Young connected with TE Greg Clark from one yard out for the touchdown and a 7–3 lead. Just four seconds into the second quarter, the Packers regained the lead on a two–yard scoring toss from QB Brett Favre to WR Antonio Freeman. San Francisco tied the score on the first of three K Wade Richey field goals, this one from 34 yards out with 6:53 remaining in the half. The Packers surged back ahead with 36 seconds remaining when Levens bowled into the end zone from two yards out to take a 17–10 halftime lead. The third quarter opened with Favre being pressured into an errant pass that was intercepted by LB Lee Woodall. Five plays later, the score was tied for a third time when Young hit Clark from eight yards out for the score. The 49ers reclaimed the lead midway through the quarter on a team postseason record and career–long 48–yard field goal from Richey. In a game that saw five lead changes and three ties, the fourth quarter became particularly dramatic. Longwell answered Richey’s 48–yard kick with a 37–yard effort of his own to tie the game at 20–20 at the beginning of the fourth. On the ensuing possession, San Francisco marched 51 yards in 10 plays and capped the drive with a 40–yard field goal by Richey to reclaim the lead at 23–20. With 4:19 remaining in the game, Green Bay took over at its own 11–yard line. From there, Favre would lead his team on a nine–play, 89–yard scoring drive. The drive was capped when Favre hit Freeman from 15 yards out for the touchdown and a 27–23 lead with 1:56 remaining in the game. The Packers touchdown set up one of the most memorable sequences in 49ers history. San Francisco took possession at its own 24–yard line with 1:50 remaining and three timeouts to its credit. On the final play, Young dropped back, stumbled and threw a 25–yard touchdown strike to Owens who was sandwiched in the end zone by S Pat Terrell and S Darren Sharper.

Packers	3	14	0	10	–	27
49ers	7	3	10	10	–	30

- Packers— Longwell 23 FG
- 49ers— Clark 1 pass from Young (Richey kick)
- Packers— Freeman 2 pass from Favre (Longwell kick)
- 49ers— Richey 34 FG
- Packers— Levens 2 run (Longwell kick)
- 49ers— Clark 8 pass from Young (Richey kick)
- 49ers— Richey 48 FG
- Packers— Longwell 37 FG
- 49ers— Richey 40 FG
- Packers— Freeman 15 pass from Favre (Longwell kick)
- 49ers— Owens 25 pass from Young (Richey kick)

Atlanta Falcons 20, 49ers 18
NFC Divisional Playoff
January 9 at Georgia Dome

(Atlanta, GA)

With San Francisco’s NFL–leading run game a mere shell of itself, the Atlanta Falcons forced three turnovers and held off the 49ers, 20–18, in the NFC Divisional Playoff at the Georgia Dome. San Francisco’s hope of controlling the game on the ground came to a screeching halt on the first play of the game when RB Garrison Hearst fractured the tibia in his left leg on an inside run that had gained seven yards. With Hearst out and RB Terry Kirby hobbled with a bruised leg, the 49ers managed just 46 yards on the ground. Atlanta’s rushing attack flourished in the first half thanks to the power running of RB Jamal Anderson, who scored on a two–yard run in the first quarter to give the Falcons a 7–0 lead. Atlanta increased its lead to 14–0 when Anderson finished off a 34–yard run with a spread eagle dive into the end zone with 3:12 left in the second quarter. The touchdown run capped a seven–play, 82–yard drive. San Francisco snatched the momentum from the Falcons by putting together a pair of scoring drives just before the half. The 49ers answered Atlanta’s second touchdown march with a nine–play, 80–yard drive that concluded with the familiar end zone combination of QB Steve Young to WR Jerry Rice from 17 yards out. It was Rice’s 20th career postseason touchdown. With just under one minute to play in the first half, DE Charles Haley chased QB Chris Chandler and deflected his pass into the waiting arms of DT Junior Bryant, who returned it four yards to the Atlanta 36–yard line. K Wade Richey made it a 14–10 game at the half with a 36–yard field goal as time expired. The 49ers carried that momentum into the third quarter, nearly tripling Atlanta’s offensive output in the second half (187 yards to 68). But turnovers did not allow them to complete the comeback. The Falcons thwarted two drives with a pair of interceptions, including one by S Eugene Robinson that was returned 77 yards to set up a K Morten Andersen 29–yard field goal. Leading 17–10, Andersen added another 32–yard field goal to give the Falcons a 10–point edge with 10:33 remaining. San Francisco responded to Atlanta’s three pointer with a 13–play, 87–yard drive that Young finished himself with an eight–yard touchdown run. A two–point pass from QB Ty Detmer to TE Greg Clark made it 20–18 with 2:57 left. After Atlanta used up 2:19 of the clock, the 49ers got the ball back at their own four–yard line but were only able to move to the 26 before Young’s hail mary attempt was intercepted as time expired. After rushing for 83 yards on 13 carries in the first half, Anderson was limited to 30 yards on 16 carries in the second half by San Francisco’s defense. LB Winfred Tubbs made a game–high 10 tackles, while DE Chris Doleman made six stops and one sack.

49ers	0	10	0	8	–	18
Falcons	7	7	3	3	–	20

- Falcons— Anderson 2 run (Andersen kick)
- Falcons— Anderson 34 run (Andersen kick)
- 49ers— Rice 17 pass from Young (Richey kick)
- 49ers— Richey 36 FG
- Falcons— Andersen 29 FG
- Falcons— Andersen 32 FG
- 49ers— Young 8 run (Detmer to Clark pass)

Green Bay Packers 25, 49ers 15
NFC Wild Card

Farewell Candlestick

San Francisco 49ers

In their first postseason appearance since 1998, the 49ers dropped a hard-fought 25–15 decision to the Green Bay Packers in the NFC Wild Card Game at Lambeau Field. With a game-time temperature of 28 degrees, the 49ers won the opening coin toss and elected to receive. The two teams traded punts until Green Bay marched 40 yards in seven plays to score the first points of the game when QB Brett Favre hooked up with WR Antonio Freeman on a five-yard touchdown pass. DT Dana Stubblefield blocked the extra point to keep the score 6–0. After another 49ers punt, the Packers began their third possession of the game from their own 19-yard line. On the second play from scrimmage, Favre was intercepted by CB Ahmed Plummer, who returned it to the Green Bay 22. San Francisco K Jose Cortez had his 34-yard field goal attempt blocked and the score remained 6–0. After the Packers were forced to punt, San Francisco took possession at its own 14 with 7:06 remaining in the half. QB Jeff Garcia went 6-of-9 for 61 yards and RB Garrison Hearst had a two-yard touchdown plunge with 15 seconds remaining in the half, to cap off a 15-play, 86-yard drive. After a Cortez extra point, the 49ers went in with a 7–6 halftime lead. On their first possession of the second half, the Packers moved the ball down to the San Francisco eight-yard line where K Ryan Longwell nailed a 26-yard field goal for the 9–7 lead. After the 49ers couldn't get anything going on offense, they punted back to Green Bay. It took only four plays for the Packers to take advantage with a 19-yard touchdown pass from Favre to TE Bubba Franks. The two-point conversion failed and the score remained 15–7. Two series later, the 49ers marched 61 yards in six plays, culminating with Garcia hitting WR Tai Streets on a 14-yard touchdown strike and again on the two-point conversion to tie the score at 15. The Packers answered on their next possession with a 10-play, 45-yard drive as Longwell connected on a 45-yard field goal to push the score to 18–15. With 5:03 remaining in the game, the 49ers had moved the ball down to the Green Bay 41, when Garcia's pass intended for WR Terrell Owens was tipped by CB Mike McKenzie into the hands of CB Tyrone Williams at the Green Bay seven-yard line. Favre led the Packers on an eight-play, 93-yard drive ending with an RB Ahman Green nine-yard touchdown run and the 25–15 lead. RB Paul Smith took the ensuing kickoff on the 13-yard line and ran it back 16 yards before being hit by WR Cory Bradford and fumbling. The Packers recovered the fumble and ran out the clock for the 25–15 victory.

49ers 0 7 0 8 – 15
Packers 6 0 9 10 – 25

Packers— Freeman 5 pass from Favre (kick blocked)
 49ers— Hearst 2 run (Cortez kick)
 Packers— Longwell 26 FG
 Packers— Franks 19 pass from Favre (pass failed)
 49ers— Streets 14 pass from Garcia (Garcia to Streets pass)
 Packers— Longwell 45 FG
 Packers— Green 9 run (Longwell kick)

Buried in a 24-point playoff hole, the 49ers exploded to record the second largest comeback in postseason history with a dramatic 39–38 victory over the New York Giants in the NFC Wild Card Game. The 49ers trailed 38–14 with four minutes left in the third quarter, but scored 25 straight points on two touchdown passes and a scoring run by QB Jeff Garcia, as well as two, two-point conversion catches by WR Terrell Owens. The game ended just as exciting. After Garcia drove his team 68 yards in just over two minutes for the winning score, QB Kerry Collins got New York to the San Francisco 28 with six seconds left. LS Trey Junkin, signed earlier in the week, made a low snap that P Matt Allen couldn't handle. Allen then threw a desperate pass that fell incomplete. The 49ers rally was the biggest in NFC playoff history. Garcia finished the day 27-of-44 for 331 yards and three touchdowns. He rushed for 60 yards, including a 14-yard score on the first play of the fourth quarter. Two of Garcia's touchdown throws went to Owens, who had nine catches for 177 yards. Collins was 29-of-43 for 342 yards and four touchdowns, and expertly guided New York to a lead that seemed insurmountable. WR Amani Toomer caught eight passes for 136 yards and three touchdowns and RB Tiki Barber added 115 yards rushing and 62 yards receiving. San Francisco rallied with purpose and poise. Owens caught a 26-yard touchdown pass late in the third quarter to start the rally and made big catches on every drive—right up to the final minutes, when Garcia found WR Tai Streets for the winning score. After Owens caught a 26-yard touchdown pass and a two-point conversion with 2:03 left in the third, Garcia rushed for a 14-yard score and threw another conversion pass to Owens five seconds into the fourth quarter. K Jeff Chandler added a 25-yard field goal with 7:49 left. Collins responded and drove New York 38 yards, but Bryant – kicking out of a poor hold thanks to a poor snap by Junkin—missed a 42-yard field goal with 3:01 left. Garcia took over, converting two straight third downs for the NFL leaders in that category. TE Eric Johnson caught a 25-yard pass to the New York 25 and Garcia scrambled 12 yards to set up his winning pass to Streets.

Giants 7 21 10 0 – 38
49ers 7 7 8 17 – 39

49ers— Owens 76 pass from Garcia (Chandler kick)
 Giants— Toomer 12 pass from Collins (Bryant kick)
 Giants— Shockey 2 pass from Collins (Bryant kick)
 49ers— Barlow 1 run (Chandler kick)
 Giants— Toomer 8 pass from Collins (Bryant kick)
 Giants— Toomer 24 pass from Collins (Bryant kick)
 Giants— Barber 6 run (Bryant kick)
 Giants— Bryant 21 FG
 49ers— Owens 26 pass from Garcia (Garcia to Owens pass)
 49ers— Garcia 14 run (Garcia to Owens pass)
 49ers— Chandler 25 FG
 49ers— Streets 13 pass from Garcia (pass failed)

San Francisco's Super Bowl hopes ended with a 31–6 loss against the Tampa Bay Buccaneers in the NFC Divisional Playoff Game on the road at Raymond James Stadium. The 49ers trailed 28–6 heading into halftime and although the defense held Tampa Bay to only three points in the second half, San Francisco was held scoreless en route to the Buccaneers victory. Tampa Bay started the scoring with a two-yard touchdown run by FB Mike Alstott on a 12-play, 74-yard drive. San Francisco answered with a 12-play, 63-yard drive capped by a 24-yard field goal by K Jeff Chandler. The highlight of the drive was a 30-yard pitch and catch by WR Tai Streets from QB Jeff Garcia. Tampa Bay exploded for 21 points in the second quarter, highlighted by two touchdown passes by QB Brad Johnson. Johnson connected on a 20-yard pass to WR Joe Jurevicius and a 12-yard pass to TE Rickey Dudley. In between the two scores, Chandler kicked his second field goal of the game for San Francisco, this time from 40 yards out. Alstott added another two-yard touchdown run to end the first half and K Martin Gramatica added a 19-yard field goal to close the scoring for both teams. LB Derek Smith led San Francisco with a game-high 14 tackles. LB Julian Peterson and LB Jeff Ulbrich added 11 tackles apiece. CB Rashad Holman led a banged up secondary with one interception. The unit was minus starting CB Jason Webster, who was inactive with an ankle injury. CB Ahmed Plummer left the game when he separated his right shoulder and did not return. FS Zack Bronson left the game in the third quarter when he aggravated his broken foot and SS Tony Parrish played the contest with a dislocated elbow. LB Shelton Quarles led Tampa Bay with nine tackles and Defensive Player-of-the-Year Derrick Brooks added seven tackles and one interception.

49ers 3 3 0 0 – 6
Buccaneers 7 21 3 0 – 31

Bucs— Alstott 2 run (Gramatica kick)
 49ers— Chandler 24 FG
 Bucs— Jurevicius 20 pass from Johnson (Gramatica kick)
 49ers— Chandler 40 FG
 Bucs— Dudley 12 pass from Johnson (Gramatica kick)
 Bucs— Alstott 2 run (Gramatica kick)
 Bucs— Gramatica 19 FG

49ers 39, New York Giants 38
NFC Wild Card

Tampa Bay Buccaneers 31, 49ers 6
NFC Divisional Playoff
January 12 at Raymond James Stadium

2011

49ers 36, New Orleans Saints 32
 NFC Divisional Playoff
 January 14 at Candlestick Park
 (San Francisco, CA)

A 14–yd. TD pass from Alex Smith to TE Vernon Davis with 0:09 left in the game capped off one of the most memorable games in postseason history, as the 49ers defeated the New Orleans Saints, 36–32. Powered by Smith, who threw for 299 yds., three TDs and added another one on the ground, the 49ers triumphed in its first playoff game in nine years, moving within one win of the Super Bowl. The Niners scored on their second drive of the game, on a 49–yd. TD pass from Smith to Davis. On the Saints next drive, QB Drew Brees committed his first postseason INT in five years, thanks to S Dashon Goldson, giving San Francisco the football deep in New Orleans’ territory. Scoring on a TD pass to WR Michael Crabtree, Smith took advantage of the costly turnover, making the score 14–0. On the ensuing kickoff return, S Madiou Williams stripped the ball away from Saints WR Courtney Roby and the loose ball was recovered by LB Blake Costanzo. The takeaway led to a 25–yd. FG by K David Akers. The Saints answered, scoring two TDs before half time, on a 14–yd. pass to TE Jimmy Graham and a 25–yd. pass to WR Marques Colston, making the score 17–14 at the half. San Francisco scored the only points of the 3rd qtr. on a 41–yd. FG by David Akers. The 4th qtr. started out with each team trading FGs. Then would come the four lead changes in the last five minutes of the game. New Orleans struck first on a 44–yd. TD pass to RB Darren Sproles, with 4:02 left on the clock. With the 49ers trailing 24–23, down for the first time in the entire game, Smith scored on a 28–yd. rushing TD. A missed two–point conversion put the 49ers up 29–24 with just 2:11 remaining. Brees took the lead back on a 66–yd. score to TE Jimmy Graham with 1:37 left. RB Darren Sproles then made a catch out of the backfield for the two–point conversion to give the Saints a 32–29 advantage. Facing elimination, Smith connected with Davis twice on their final drive, with the last throw jetting through double coverage for a game–winning 14–yd. TD.

Saints	0	14	0	18	–	32
49ers	14	3	3	16	–	36

- 49ers — V. Davis 49 pass from A. Smith (Akers kick)
- 49ers — Crabtree 4 pass from A. Smith (Akers kick)
- 49ers — Akers 25 FG
- Saints — J. Graham 14 pass from Brees (Kasay kick)
- Saints — Colston 25 pass from Brees (Kasay kick)
- 49ers — Akers 41 FG
- Saints — Colston 25 pass from Brees (Kasay kick)
- 49ers — Akers 37 FG
- Saints — Sproles 44 pass from Brees (Kasay kick)
- 49ers — A. Smith 28 run (run failed)
- Saints — J. Graham 66 pass from Brees (Kasay kick)
- 49ers — V. Davis 14 pass from A. Smith (Akers kick)

New York Giants 20, 49ers 17 (OT)
 NFC Championship
 January 22 at Candlestick Park
 (San Francisco, CA)

When asked what his message was to his players after falling short to the New York Giants in the NFC Championship game, Harbaugh stated, “As Sir Andrew Barton said, ‘Fight on my men, we’re hurt but not slain. We’ll lay down and bleed a while. Then we’ll rise and fight again.’” Harbaugh, of course was referring to his team’s blue–collar mentality after the Giants escaped rain–soaked Candlestick Park with a 20–17 overtime victory. Harbaugh got the Niners to the brink of the Super Bowl in his rookie year, taking over a 6–10 team and going 13–3 to win the NFC West. The extra minutes at Candlestick Park went in favor of the opponent in a year where most didn’t expect a storybook season. The 49ers defense played stoically, recording six sacks on Giants QB Eli Manning, which ranked t–2nd for the most sacks in a postseason game in franchise history (6 – four times, last vs. Den. – 1/29/90). TE Vernon Davis gave the 49ers a 7–0 lead with 7:11 remaining in the 1st qtr. after running a pattern down the right sideline and outracing the secondary for a 73–yd. TD recept. from QB Alex Smith. On their ensuing drive, the Giants drove from their own 31 to the San Francisco 34–yd. line. On 3rd–and–1, Manning and the Giants failed to get a first down despite two opportunities. The Giants eventually evened the score on a 10–play, 69–yd. drive when TE Bear Pascoe caught Manning’s short pass at the 6–yd. line and stepped into the end zone for the TD. The Giants added a FG with two seconds remaining in the 2nd qtr. to give them a 10–7 edge going into the locker room. Davis’ second TD of the game, gave the lead back to the Niners at 14–10 with 5:18 remaining in the 3rd qtr. San Francisco’s 3–play, 54–yd. TD drive was set up by a short pass to RB Frank Gore, who turned it into a 24–yd. gain. On the next play, Davis went in motion from right to left and caught a lofted pass to the end zone by Smith. The Giants took the lead back after the ball inadvertently glanced off WR Kyle Williams on a punt, giving the ball back to the Giants on their 29 yard line. Manning connected a 17–yard pass to WR Mario Manningham to give the Giants a 17–14 lead with 8:41 remaining. Williams’ 40–yd. return on the ensuing kickoff enabled the 49ers to start their next possession at their own 45. On consecutive plays, Smith scrambled for 17 yds. and RB Kendall Hunter ran for 18 more, resulting in a K David Akers game–tying FG with 5:39 to go, 17–17. After both teams went 3–and–out on their first overtime possession, a Giants takeaway on a Williams fumble, forced by LB Jacquian Williams on a punt return, gave the Giants possession at their own 36 with 9:32 remaining. After converting one first down, K Lawrence Tynes sent the season–ending 31–yd. FG through the uprights.

Giants	0	10	0	7	3	–	20
49ers	7	0	7	3	0	–	17

- 49ers — V. Davis 73 pass from A. Smith (Akers kick)
- Giants — Pascoe 6 pass from E. Manning (Tynes kick)
- Giants — Tynes 31 FG
- 49ers — V. Davis 28 pass from A. Smith (Akers kick)
- Giants — Manningham 17 pass from E. Manning (Tynes kick)
- 49ers — Akers 25 FG
- Giants — Tynes 31 FG

2012

49ers 45, Green Bay Packers 13
 NFC Divisional Playoff
 January 12 at Candlestick Park
 (San Francisco, CA)

With the win against the Green Bay Packers, the San Francisco 49ers advanced to the NFC Championship Game for the second year in a row, marking the first time San Francisco has reached the NFC Championship Game in consecutive seasons since 1992–94. The Packers got off to a quick start after QB Colin Kaepernick threw an INT on just the fourth play of the game that was returned for a TD by Packers CB Sam Shields. Kaepernick responded immediately like he has all season and turned in one of the best performances by a 49ers QB in franchise history. Kaepernick led the offense on an 8–play, 80–yd. drive that he capped off with a 20–yd. TD run to tie the score at 7 apiece early in the 1st qtr. The team converted on two 3rd and longs on the drive, setting the tone for the day by finishing 8 of 13 on 3rd down (62%). With 11:52 remaining in the 2nd qtr., Green Bay WR Jeremy Ross muffed a punt that was recovered by S C.J. Spillman at the Packers 9–yd. line. The takeaway led to a 12–yd. TD pass from Kaepernick to WR Michael Crabtree just three plays later. On the ensuing Green Bay possession, CB Tarell Brown picked off QB Aaron Rodgers pass and returned his 2nd career postseason INT. The Kaepernick to Crabtree connection continued to be successful as they connected for a 20–yd. TD strike, making the score 21–14. Crabtree led the team with 9 receipts. for 119 yds. and 2 TDs on the day. On the third play of San Francisco’s second possession of the 3rd qtr., Kaepernick kept the ball on a zone read around the right side and dashed 56–yds. to the end zone for his 2nd rushing TD of the game. The 56–yd. TD run marked the longest run by a QB in franchise postseason history and the 3rd longest overall. Kaepernick also set the NFL single–game record for a QB with 181 rushing yds. on 16 carries. RB Frank Gore finished off the following drive on the first play of the 4th qtr., punching it in from 2 yds. out, stretching the 49ers lead to 38–24. Gore notched his first career 100–yd. game in the postseason, rushing for 119 yds. on 23 carries. The 49ers became the first team in NFL history to ever have two, 100–yd. rushers [QB Colin Kaepernick (181 yds. rushing), RB Frank Gore (119 yds. rushing)] and one, 100–yd. receiver [WR Michael Crabtree (119 yds. receiving)] in a playoff game. RB Anthony Dixon found the end zone on a 2–yd. TD run to finish off the 11–play, 93–yd. drive to make the score 45–24. San Francisco rushed for 323 yds. on the night, setting the franchise single–game postseason rushing record.

Packers	14	7	3	7	–	31
49ers	7	17	7	14	–	45

- GB – Shields 52 INT return (Crosby kick)
- SF – Kaepernick 20 run (Akers kick)
- GB – Harris 18 run (Crosby kick)
- SF – Crabtree 12 pass from Kaepernick (Akers kick)
- SF – Crabtree 20 pass from Kaepernick (Akers kick)
- GB – Jones 20 pass from Rodgers (Crosby kick)
- SF – Akers 36 FG
- GB – Crosby 31 FG
- SF – Kaepernick 56 run (Akers kick)
- SF – Gore 2 run (Akers kick)
- SF – Dixon 2 run (Akers kick)
- GB – Jennings 3 pass from Rodgers (Crosby kick)

2012

49ers 28, Falcons 24
 NFC Championship
 January 20 at Georgia Dome
 (Atlanta, GA)

The 49ers started slow, spotting Atlanta a 17-0 lead after the Falcons scored on their first three possessions. On San Francisco's third possession the 49ers offense began to click. TE Vernon Davis hauled in a pinpoint pass from QB Colin Kaepernick for 27 yds. down to the Atlanta 15-yd. line. Davis had 3, 25+ yd. receipts. in the game, giving him 9 in 4 postseason games, which ranks 2nd in 49ers postseason history, trailing only WR Jerry Rice (14, 25+ yd. receipts. in 23 games). Two plays following Davis' catch, the 49ers got on the scoreboard with a 15-yd. TD run by RB LaMichael James. It was James' first-career TD. The 49ers next possession began on their own 18-yd. line with 6:24 remaining in the 2nd qtr. Vernon Davis stepped up once again, accounting for 48-yds. on 3 receipts., including a 4-yd. TD catch to finish the drive and pull the 49ers within 3, as the score read 14-17 at the 2-minute warning. Davis' 5 career postseason TDs rank 1-4th in franchise history. With the Falcons scoring right before the half, it was important the 49ers came out of halftime with an answer, and answer they did. Kaepernick marched the 49ers offense right down the field, driving 82 yds. on 7 plays capped off on a 5-yd. TD run by RB Frank Gore to make the score 21-24 with 10:51 remaining in the 3rd qtr. The San Francisco defense also had answers, forcing turnovers on the Falcons first two possessions of the 2nd half. CB Chris Culliver picked-off QB Matt Ryan and LB Aldon Smith recovered a muffed snap to stymie the Falcons offense during the 3rd qtr. With 11:59 left in the 4th qtr. WR Ted Ginn returned a Matt Boshier punt 20 yds. to the Atlanta 38-yd. line, giving the 49ers offense good starting field position. San Francisco's physical offensive line began to take over and wear down the Atlanta defense, opening big holes for Gore, James and RB Anthony Dixon as they gained all but 8 yds. on the go-ahead drive. Gore registered his 2nd TD run of the game on a 9-yd. burst to the end zone to give San Francisco the lead 28-24 with 8:27 remaining in the game. The Falcons took over after the Gore TD and sustained a 14-play drive down to the 49ers 10-yd. line. On the 14th play of the drive, the Falcons faced a 4th and 4 with 1:13 remaining. WR Roddy White was unable to hang onto the ball due to LB NaVorro Bowman's blanketing defense. The Falcons got the ball back following an Andy Lee punt and had one last shot with :06 ticks left on the clock, but CB Perrish Cox tackled WR Julio Jones at San Francisco's 35-yd. line before he could attempt a lateral as the clock struck :00. The 17-point comeback led by Kaepernick was the 2nd largest deficit overcome to win a conference championship (2006 - Indianapolis trailed New England by 18 points).

49ers	0	14	7	7	-	28
Falcons	10	14	0	0	-	24

- ATL - Jones 46 pass from Ryan (Bryant kick)
- ATL- Bryant 35 FG
- ATL - Jones 20 pass from Ryan (Bryant kick)
- SF - James 15 run (Akers kick)
- SF - Davis 4 pass from Kaepernick (Akers kick)
- ATL - Gonzalez 10 pass from Ryan (Bryant kick)
- SF - Gore 5 run (Akers kick)
- SF - Gore 9 run (Akers kick)

Baltimore 34, 49ers 31
 Super Bowl XLVII
 February 3 at Superdome
 (New Orleans, LA)

The San Francisco 49ers and the Baltimore Ravens squared off in one of the most extraordinary Super Bowl's where two brothers squared off as head coaches. The 49ers found themselves facing an early deficit, which would eventually be too much to overcome. Early in the 1st qtr., San Francisco answered a Ravens TD drive with a scoring drive of their own as QB Colin Kaepernick engineered a 12-play 62-yd. drive that was finished off by K David Akers' 36-yd. FG, making the score 7-3. After 2 more TD passes by QB Joe Flacco, the 49ers found themselves in a 21-3 hole with 1:45 left in the 2nd qtr. Kaepernick showed poise and led the 2-minute drill efficiently by completing 4 of 5 pass atts. for 56 yds. to move the 49ers into FG position. Akers added 3 more points with a 27-yd. FG as time expired in the half with San Francisco trailing Baltimore 21-6. Following a Ravens kickoff return for a TD to open the 2nd half, the Superdome went dark with 13:28 remaining in the 3rd qtr. A power failure at 7:38 p.m. CT caused a 30-minute delay and was not resolved until 8:08 p.m. On the Niners' next possession, Kaepernick tossed a 31-yd. TD pass to WR Michael Crabtree, making the score 28-13. San Francisco forced Baltimore into a 3-and-out with a sack by LB Ahmad Brooks on 3rd-and-10. P Sam Koch's 43-yd. punt was returned 32 yds. by WR Ted Ginn Jr., setting up the 49ers offense to takeover at the Ravens 20-yd. line. Two plays later, RB Frank Gore capitalized on the short field with a 6-yd. TD run. On the second play of Baltimore's ensuing possession, CB Tarell Brown forced and recovered a fumble that he jarred loose from RB Ray Rice on the Ravens' 24-yd. line. The takeaway led to a 34-yd. FG by Akers, his 3rd of the game. With their next possession, WR Randy Moss hauled in a 32-yd. receipt., followed by a 21-yd. run by Gore, which led to a 15-yd. TD run by Kaepernick. An incomplete pass on the 2-point try made the score 31-29 with the Ravens still hanging on as San Francisco continued its fierce comeback. Kaepernick's 15-yd. TD run marked the longest TD run by a QB in Super Bowl history. With 4:23 remaining in the game, Baltimore's K Justin Tucker tacked on a 38-yd. FG to extend their lead to 34-29. A 24-yd. completion to Crabtree and a 33-yd. rush by Gore put the 49ers offense in position for the go-ahead TD with 2:39 remaining, on the Ravens' 7-yd. line. The 49ers were unable to get into the end zone and turned the ball over on downs. After taking a safety to run the game clock down to :04, the Ravens were forced to punt to the 49ers. Ginn returned the kickoff 31-yds. to the 50-yd. line as time expired for the last play of the game.

Ravens	7	14	7	6	-	34
49ers	3	3	17	8	-	31

- BAL - Boldin 13 pass from Flacco (Tucker kick)
- SF - Akers 36 FG
- BAL - Pitta 1 pass from Flacco (Tucker kick)
- BAL - J. Jones 56 pass from Flacco (Tucker kick)
- SF - Akers 27 FG
- BAL - J. Jones 108 kickoff return (Tucker kick)
- SF - Crabtree 31 pass from Kaepernick (Akers kick)
- SF - Gore 6 run (Akers kick)
- SF - Akers 34 FG
- BAL - Tucker 19 FG
- SF - Kaepernick 15 run (pass failed)
- BAL - Tucker 38 FG
- SF - Koch OB in end zone, forced by Culliver, Safety

49ERS NFL COMPOSITE RECORDS (1950-PRESENT)

CURRENT NFC TEAMS				CURRENT AFC TEAMS			
OPPONENT	REG. SEASON	PLAYOFFS	TOTAL	OPPONENT	REG. SEASON	PLAYOFFS	TOTAL
Arizona	26-17	-	26-17	Baltimore	1-3	0-1	1-4
Atlanta	44-29-1	1-1	45-30-1	Buffalo	6-5	-	6-5
Carolina	7-10	-	7-10	Cincinnati	9-3	2-0	11-3
Chicago	29-29-1	3-0	32-29-1	Cleveland	7-11	-	7-11
Dallas	14-11-1	2-5	16-16-1	Denver	6-6	1-0	7-6
Detroit	36-26-1	1-1	37-27-1	Houston	1-1	-	1-1
Green Bay	26-30-1	2-4	28-34-1	Indianapolis	18-24	-	18-24
Minnesota	18-21-1	4-1	22-22-1	Jacksonville	1-2	-	1-2
New Orleans	46-24-2	1-0	47-24-2	Kansas City	6-5	-	6-5
N.Y. Giants	14-15	4-4	18-19	Miami	5-6	1-0	6-6
Philadelphia	17-12-1	1-0	18-12-1	New England	8-4	-	8-4
Seattle	14-14	-	14-14	N.Y. Jets	10-2	-	10-2
St. Louis	61-62-3	1-0	62-62-3	Oakland	6-6	-	6-6
Tampa Bay	16-4	0-1	16-5	Pittsburgh	11-9	-	11-9
Washington	15-9-1	3-1	18-10-1	San Diego	6-6	1-0	7-6
				Tennessee	7-5	-	7-5

49ERS CHAMPIONSHIPS (1950-PRESENT)

YEAR	RECORD	FINISH
1970	11-4-1	NFC West Champions
1971	10-6	NFC West Champions
1972	8-6-1	NFC West Champions
1981	16-3	Super Bowl XVI Champions
1983	11-7	NFC West Champions
1984	18-1	Super Bowl XIX Champions
1986	10-6-1	NFC West Champions
1987	13-3	NFC West Champions
1988	13-6	Super Bowl XXIII Champions
1989	17-2	Super Bowl XXIV Champions
1990	15-3	NFC West Champions
1992	15-3	NFC West Champions
1993	11-7	NFC West Champions
1994	16-3	Super Bowl XXIX Champions
1995	11-6	NFC West Champions
1997	14-4	NFC West Champions
2002	11-7	NFC West Champions
2011	14-4	NFC West Champions
2012	13-5-1	NFC Champions

49ERS YEARLY RESULTS ALL-AMERICA FOOTBALL CONFERENCE (1946-49)

1946 (9-5) <i>Lawrence T. Shaw, Coach</i>			1948 (12-2) <i>Lawrence T. Shaw, Coach</i>		
L 7	New York Yanks/S-8	21	W 35	Buffalo Bills/A-29	14
W 21	Miami Seahawks/S-15	14	W 36	Brooklyn Dodgers/S-5	20
W 32	Brooklyn Dodgers/S-22	13	W 41	New York Yanks/S-12	0
L 7	at Chicago Rockets/S-29	21	W 36	Los Angeles Dons/S-19	14
W 34	at Miami Seahawks/O-7	7	W 38	at Buffalo Bills/S-26	28
W 23	at Los Angeles Dons/O-12	14	W 31	at Chicago Rockets/O-1	14
L 14	at Buffalo Bisons/O-18	17	W 56	at Baltimore Colts/O-10	14
W 34	at Cleveland Browns/O-27	20	W 21	at New York Yanks/O-17	7
W 27	Buffalo Bisons/N-2	14	W 21	Baltimore Colts/O-24	10
L 7	Cleveland Browns/N-10	14	W 44	Chicago Rockets/N-7	21
L 9	at New York Yanks/N-17	10	L 7	at Cleveland Browns/N-14	14
W 30	at Brooklyn Dodgers/N-24	14	W 63	at Brooklyn Dodgers/N-21	40
W 14	Chicago Rockets/N-30	0	L 28	Cleveland Browns/N-28	31
W 48	Los Angeles Dons/D-8	7	W 38	at Los Angeles Dons/D-5	21
307		189	495		248
1947 (8-4-2) <i>Lawrence T. Shaw, Coach</i>			1949 (9-3/10-4) <i>Lawrence T. Shaw, Coach</i>		
W 23	Brooklyn Dodgers/A-31	7	W 31	Baltimore Colts/A-28	17
W 17	Los Angeles Dons/S-7	14	W 42	Chicago Hornets/S-4	7
W 14	Baltimore Colts/S-14	7	W 42	Los Angeles Dons/S-18	14
L 16	New York Yanks/S-21	21	L 17	at Buffalo Bills/S-25	28
W 41	at Buffalo Bills/S-28	24	W 42	at Chicago Hornets/S-30	24
T 28	at Baltimore Colts/O-5	28	W 56	Cleveland Browns/O-9	28
W 42	Chicago Rockets/O-12	28	W 51	Buffalo Bills/O-16	7
L 7	Cleveland Browns/O-26	14	L 3	at New York Yanks/O-23	24
W 26	at Los Angeles Dons/N-2	16	L 28	at Cleveland Browns/O-30	30
L 16	at New York Yanks/N-9	24	W 28	at Baltimore Colts/N-6	10
L 14	at Cleveland Browns/N-16	37	W 41	at Los Angeles Dons/11-13	24
W 41	at Chicago Rockets/N-21	16	W 35	New York Yanks/N-27	14
W 21	at Brooklyn Dodgers/N-27	7	416		227
T 21	Buffalo Bills/D-7	21		AAFC PLAYOFF - DEC. 4 (at San Francisco - Kezar)	
327		264	W 17	New York Yanks	7
				AAFC CHAMPIONSHIP GAMES - DEC. 11 (at Cleveland)	
			L 7	at Cleveland Browns	21

49ERS YEARLY RESULTS AND STATISTICS

NATIONAL FOOTBALL LEAGUE (1950-PRESENT)

1950 (3-9)

Lawrence T. Shaw, Coach

L	17	New York Yanks (29,600)/S-17	21
L	20	Chicago Bears (35,558)/S-24	32
L	14	Los Angeles Rams (27,262)/O-1	35
L	7	at Detroit (17,337)/O-8	24
L	24	at New York Yanks (5,740)/O-12	29
W	28	Detroit (27,350)/O-22	27
W	17	Baltimore (14,800)/O-29	14
L	21	at Los Angeles Rams (15,952)/N-5	28
L	14	at Cleveland (28,786)/N-12	34
L	0	at Chicago Bears (35,105)/N-19	17
L	21	at Green Bay (13,186)/N-26	25
W	30	Green Bay (19,204)/D-10	14
213			300

TEAM STATISTICS

	49ers	Opp
TOTAL FIRST DOWNS	201	204
By Rushing	107	111
By Passing	83	81
By Penalties	11	12
TOTAL YARDS GAINED	3830	3951
By Rushing	1955	1662
By Passing	1875	2289
TOTAL PLAYS FROM SCRIMMAGE	906	903
Rushes	460	443
Average Gain Per Rush	4.25	3.75
FORWARD PASSES ATTEMPTED	326	347
Number Completed	164	164
Per Cent Completed	50.3	47.3
Yards Lost Passing	325	248
Passes Had Intercepted	25	22
Yards Gained Per Pass	5.8	6.6
Yards Gained Per Completion	11.4	14.0
PUNTS	63	62
Total Yardage of Punts	2440	2443
Average Length	38.7	39.4
Net avg. per punt	32.0	32.2
KICKOFF RETURNS	45	61
Total Yards Returned	800	1014
Average Length of Return	20.0	24.7
PENALTIES	93	71
Yards Penalized	851	599
Net Loss/Gain	-252	252
FUMBLES	35	39
Own Fumbles Recovered	14	18
Opponents' Fumbles Recovered	21	21
FIELD GOALS	4	7
Field Goals Attempted	8	14
TOTAL POINTS SCORED	213	300
Touchdowns Scored	29	40
Touchdowns Rushing	14	17
Touchdowns Passing	14	16
Touchdown Returns	1	7
Extra Points	27	35
Safeties	0	2

SCORING

	TDs	Ru	Pa	Int	Fu	KO	Pu	PAT	FG	S	Pts
<i>Soltau, Gordy</i>	1	0	1	0	0	0	0	28/26	7/4	0	44
Perry, Joe	6	5	1	0	0	0	0	0/0	0/0	0	36
Cason, Jim	4	1	3	0	0	0	0	0/0	0/0	0	24
Albert, Frank	3	3	0	0	0	0	0	0/0	0/0	0	18
Beals, Alyn	3	0	3	0	0	0	0	0/0	0/0	0	18
Strzykalski, John	3	2	1	0	0	0	0	0/0	0/0	0	18
<i>Sitko, Emil</i>	3	1	2	0	0	0	0	0/0	0/0	0	18
Gehrke, Fred	2	1	1	0	0	0	0	0/0	0/0	0	12
Banducci, Bruno	1	0	1	0	0	0	0	0/0	0/0	0	6
Livingston, Howie	1	0	0	1	0	0	0	0/0	0/0	0	6
Salata, Paul	1	0	1	0	0	0	0	0/0	0/0	0	6
Standlee, Norm	1	1	0	0	0	0	0	0/0	0/0	0	6
<i>Nix, Jack</i>	0	0	0	0	0	0	0	1/1	0/0	0	1
49ERS	29	14	14	1	0	0	0	29/27	7/4	0	213
OPPONENTS	40	17	16	3	3	1	0	39/35	14/7	2	300

Rookie Names in Italic

	Att	Yds	Avg	LG	TD			
RUSHING								
Perry, Joe	124	647	5.2	78t	5			
Strzykalski, John	136	612	4.5	38	2			
Albert, Frank	53	272	5.1	42	3			
Cason, Jim	38	129	3.4	24t	1			
<i>Sitko, Emil</i>	23	105	4.6	15	1			
Cathcart, Sam	33	76	2.3	17	0			
Gehrke, Fred	22	69	3.1	12	1			
Standlee, Norm	12	23	1.9	8	1			
Wagner, Lowell	2	5	2.5	3	0			
Cathcart, Royal	3	5	1.7	3	0			
<i>Powers, Jim</i>	3	4	1.3	3	0			
Lillywhite, Verl	7	4	0.6	5	0			
Garlin, Don	3	3	1.0	2	0			
Shoener, Hal	1	1	1.0	1	0			
49ERS	460	1955	4.3	78t	14			
OPPONENTS	443	1662	3.8	57t	17			
RECEIVING	No	Yds	Avg	LG	TD			
Loyd, Alex	32	402	12.6	38	0			
Cason, Jim	30	374	12.5	43	3			
Strzykalski, John	24	187	7.8	28	1			
Beals, Alyn	22	315	14.3	38	3			
<i>Soltau, Gordy</i>	14	170	12.1	28	1			
Perry, Joe	13	69	5.3	16	1			
<i>Nix, Jack</i>	9	114	12.7	50	0			
Cathcart, Sam	7	99	14.1	24	0			
Salata, Paul	5	46	9.2	17	1			
<i>Sitko, Emil</i>	3	43	14.3	28t	2			
Gehrke, Fred	3	29	9.7	13	1			
Bruce, Gail	1	10	10.0	10	0			
Lillywhite, Verl	1	6	6.0	6	0			
Banducci, Bruno	Lat	11		11t	1			
49ERS	164	1875	11.4	50	14			
OPPONENTS	164	2289	14.0	72t	16			
INTERCEPTIONS	No	Yds	Avg	LG	TD			
<i>Powers, Jim</i>	5	42	8.4	26	0			
Livingston, Howie	4	99	24.8	35t	1			
Wagner, Lowell	4	12	3.0	8	0			
Cathcart, Sam	3	58	19.3	19	0			
Grgich, Visco	1	37	37.0	37	0			
Cason, Jim	1	22	22.0	22	0			
Shoener, Hal	1	14	14.0	14	0			
Lillywhite, Verl	1	11	11.0	11	0			
Wismann, Pete	1	5	5.0	5	0			
Bruce, Gail	1	4	4.0	4	0			
49ERS	22	304	13.8	37	1			
OPPONENTS	25	429	17.2	50	3			
KICKOFF RETURNS	No	Yds	Avg	LG	TD			
Cathcart, Sam	13	311	23.9	62	0			
Perry, Joe	12	223	18.6	27	0			
Shoener, Hal	4	53	13.3	17	0			
Gehrke, Fred	2	57	28.5	32	0			
Cason, Jim	2	48	24.0	25	0			
Lillywhite, Verl	2	36	18.0	21	0			
Garlin, Don	1	24	24.0	24	0			
Sandifer, Dan	1	19	19.0	19	0			
Standlee, Norm	1	17	17.0	17	0			
<i>Matthews, Clay</i>	1	10	10.0	10	0			
Evans, Ray	1	2	2.0	2	0			
49ERS	40	800	20.0	62	0			
OPPONENTS	41	1014	24.7	37	1			
PUNT RETURNS	No	Yds	Avg	LG	TD			
Cason, Jim	11	173	15.7	33	0			
Cathcart, Sam	16	185	11.6	29	0			
Gehrke, Fred	5	44	8.8	19	0			
Wagner, Lowell	1	4	4.0	4	0			
49ERS	33	406	12.3	33	0			
OPPONENTS	37	413	11.2	27	0			
PUNTING	No	Yds	Avg	LG	Bik			
Lillywhite, Verl	26	1016	39.1	57	0			
Albert, Frank	37	1424	38.5	64	1			
49ERS	63	2440	38.7	64	1			
OPPONENTS	62	2443	39.4	57	0			
PASSING	Att	Comp	Pct	Yds	LG	TD	Int	QB
Albert, Frank	306	155	50.7	1767	43	14	23	52.3
<i>Powers, Jim</i>	20	9	45.0	108	50	0	2	22.5
49ERS	326	164	50.3	1875	50	14	25	50.3
OPPONENTS	347	164	47.3	2289	72t	16	22	57.9

1951 (7-4-1)

Lawrence T. Shaw, Coach

W	24	Cleveland (48,263)/S-30	10
L	14	at Philadelphia (23,827)/O-6	21
W	28	at Pittsburgh (27,124)/O-14	24
L	7	at Chicago Bears (42,296)/O-21	13
W	44	Los Angeles Rams (49,538)/O-28	17
L	16	at Los Angeles Rams (54,346)/N-4	23
W	19	New York Yanks (25,538)/N-11	14
L	21	Chicago Cards (19,658)/N-18	27
T	10	at New York Yanks (10,184)/N-25	10
W	20	at Detroit (46,467)/D-2	10
W	31	Green Bay (15,121)/D-9	19
W	21	Detroit (27,276)/D-16	17
255			205

TEAM STATISTICS

	49ers	Opp
TOTAL FIRST DOWNS	237	188
By Rushing	134	91
By Passing	92	84
By Penalties	11	13
TOTAL YARDS GAINED	4321	3862
By Rushing	2366	1549
By Passing	1955	2313
TOTAL PLAYS FROM SCRIMMAGE	915	900
Rushes	523	417
Average Gain Per Rush	4.5	3.7
FORWARD PASSES ATTEMPTED	281	353
Number Completed	154	158
Per Cent Completed	54.8	44.8
Yards Lost Passing	308	212
Passes Had Intercepted	9	33
Yards Gained Per Pass	7.0	6.5
Yards Gained Per Completion	12.7	14.6
PUNTS	54	70
Total Yardage of Punts	2354	2826
Average Length	43.6	40.4
Net avg. per punt	39.4	33.4
KICKOFF RETURNS	53	49
Total Yards Returned	820	957
Average Length of Return	21.6	21.8
PENALTIES	75	68
Yards Penalized	694	526
Net Loss/Gain	-168	168
FUMBLES	26	22
Own Fumbles Recovered	6	13
Opponents' Fumbles Recovered	9	20
FIELD GOALS	6	13
Field Goals Attempted	18	24
TOTAL POINTS SCORED	255	205
Touchdowns Scored	34	24
Touchdowns Rushing	19	9
Touchdowns Passing	14	15
Touchdown Returns	1	0
Extra Points	31	22
Safeties	1	0

SCORING

	Tds	Ru	Pa	Int	Fu	KO	Pu	PAT	FG	S	Pts
SoItau, Gordy	7	0	7	0	0	0	0	32/30	1/6	0	90
Arenas, Joe	4	3	1	0	0	0	0	0/0	0/0	0	24
Perry, Joe	4	3	1	0	0	0	0	0/0	0/0	0	24
Albert, Frank	3	3	0	0	0	0	0	0/0	0/0	0	18
Strzykalski, John	3	3	0	0	0	0	0	0/0	0/0	0	18
Wilson, Billy	3	0	3	0	0	0	0	0/0	0/0	0	18
Lillywhite, Verl	2	1	1	0	0	0	0	0/0	0/0	0	12
Monachino, Jim	2	2	0	0	0	0	0	0/0	0/0	0	12
Schabarum, Pete	2	2	0	0	0	0	0	0/0	0/0	0	12
Cason, Jim	1	0	0	1	0	0	0	0/0	0/0	0	6
Jessup, Bill	1	0	1	0	0	0	0	0/0	0/0	0	6
Nomellini, Leo	1	0	0	0	0	0	1	0/0	0/0	0	6
Tittle, Y.A.	1	1	0	0	0	0	0	0/0	0/0	0	6
Tanner, Hampton	0	0	0	0	0	0	0	0/0	0/0	1	2
Bruce, Gail	0	0	0	0	0	0	0	1/1	0/0	0	1
49ERS	34	18	14	1	0	0	1	33/31	18/6	1	255
OPPONENTS	24	9	15	0	0	0	0	24/22	24/13	0	205

Rookie Names in Italic

RUSHING	Att	Yds	Avg	LG	TD
Perry, Joe	136	677	5.0	58t	3
Lillywhite, Verl	67	397	5.9	60t	1
Schabarum, Pete	76	311	4.1	67	2
Strzykalski, John	81	296	3.7	13	3
Arenas, Joe	34	183	5.4	15	3
Strickland, Bishop	34	165	4.9	15	0
Albert, Frank	35	146	4.2	34	3
Monachino, Jim	21	74	3.5	7	2
Standlee, Norm	16	65	4.1	13	0
White, Bob	8	33	4.1	9	0
Tittle, Y.A.	13	18	1.4	5	1
Cason, Jim	1	5	5.0	5	0
SoItau, Gordy	1	-4	-4.0	-4	0
49ERS	523	2366	4.5	67	18
OPPONENTS	417	1549	3.7	61	9

RECEIVING	No	Yds	Avg	LG	TD
SoItau, Gordy	59	826	14.0	48t	7
Wilson, Billy	18	268	14.9	38	3
Perry, Joe	18	167	9.3	35	1
Beals, Alyn	12	126	10.5	22	0
Strzykalski, John	12	105	8.8	13	0
Lillywhite, Verl	11	125	11.4	29	1
Schabarum, Pete	10	162	16.2	47	0
Jessup, Bill	7	99	14.1	31	1
White, Bob	3	36	12.0	22	0
Arenas, Joe	1	12	12.0	12t	1
Berry, Rex	1	12	12.0	12	0
Cason, Jim	1	8	8.0	8	0
Monachino, Jim	1	6	6.0	6	0
Johnson, Bill	0	3	0.0	3	0
49ERS	154	1955	12.7	48t	14
OPPONENTS	158	2313	14.6	81t	15

INTERCEPTIONS	No	Yds	Avg	LG	TD
Wagner, Lowell	9	115	12.8	40	0
Cason, Jim	8	147	18.4	65t	1
Berry, Rex	4	77	19.3	38	0
Powers, Jim	4	73	18.3	28	0
Lillywhite, Verl	3	47	15.7	24	0
Wismann, Pete	2	12	6.0	10	0
Carapella, Al	1	11	11.0	11	0
White, Bob	1	11	11.0	11	0
Brown, Hardy	1	5	5.0	5	0
49ERS	33	498	15.1	65t	1
OPPONENTS	19	223	11.7	62	0

KICKOFF RETURNS	No	Yds	Avg	LG	TD
Arenas, Joe	21	542	25.8	49	0
Cason, Jim	10	196	19.6	41	0
Nomellini, Leo	2	27	13.5	16	0
Perry, Joe	1	32	32.0	32	0
Strickland, Bishop	1	14	14.0	14	0
Collins, Ray	1	6	6.0	6	0
Banducci, Bruno	1	3	3.0	3	0
Wilson, Billy	1	0	0.0	0	0
49ERS	38	820	21.6	49	0
OPPONENTS	44	957	21.8	63	0

PUNT RETURNS	No	Yds	Avg	LG	TD
Arenas, Joe	21	272	13.0	51	0
Cason, Jim	13	115	8.9	20	0
Nomellini, Leo	1	20	20.0	20t	1
49ERS	35	407	11.6	51	1
OPPONENTS	21	140	6.7	58	0

PUNTING	No	Yds	Avg	LG	Bk
Albert, Frank	34	1506	44.3	66	0
Lillywhite, Verl	20	848	42.4	75	0
49ERS	54	2354	43.6	75	0
OPPONENTS	70	2826	40.4	67	1

PASSING	Att	Comp	Pct	Yds	LG	TD	Int	QB
Tittle, Y.A.	114	63	55.3	808	48t	8	9	68.2
Albert, Frank	166	90	54.2	1116	47	5	10	60.2
Perry, Joe	1	1	100.0	31	31t	1	0	158.3
49ERS	281	154	54.8	1955	48t	14	19	65.2
OPPONENTS	353	158	44.8	2313	81t	15	33	41.9

1952 (7-5)

Lawrence T. Shaw, Coach

W	17	Detroit (52,750)/S-28	3
W	37	at Dallas Texans (12,566)/O-5	14
W	28	at Detroit (42,842)/O-12	0
W	40	at Chicago Bears (46,338)/O-19	16
W	48	Dallas Texans (26,887)/O-26	21
L	17	Chicago Bears (58,255)/N-2	20
L	14	at New York Giants (54,230)/N-9	23
W	23	at Washington (30,863)/N-16	17
L	9	at Los Angeles Rams (64,450)/N-23	35
L	21	Los Angeles Rams (49,420)/N-30	34
L	7	Pittsburgh (13,886)/D-7	24
W	24	Green Bay (17,579)/D-14	14
285			221

TEAM STATISTICS

	49ers	Opp
TOTAL FIRST DOWNS	213	167
By Rushing	97	81
By Passing	104	76
By Penalties	12	10
TOTAL YARDS GAINED	4276	3495
By Rushing	1905	1566
By Passing	2371	1929
TOTAL PLAYS FROM SCRIMMAGE	884	887
Rushes	421	412
Average Gain Per Rush	5.0	3.8
FORWARD PASSES ATTEMPTED	342	342
Number Completed	174	151
Per Cent Completed	51.8	44.2
Yards Lost Passing	396	291
Passes Had Intercepted	23	17
Yards Gained Per Pass	5.8	4.8
Yards Gained Per Completion	13.6	12.8
PUNTS	68	78
Total Yardage of Punts	2899	3218
Average Length	42.6	41.3
Net avg. per punt	36.8	34.6
KICKOFF RETURNS	58	50
Total Yards Returned	798	1242
Average Length of Return	22.2	23.9
PENALTIES	79	65
Yards Penalized	628	530
Net Loss/Gain	-98	98
FUMBLES	26	31
Own Fumbles Recovered	13	13
Opponents' Fumbles Recovered	18	13
FIELD GOALS	6	10
Field Goals Attempted	12	21
TOTAL POINTS SCORED	285	221
Touchdowns Scored	38	27
Touchdowns Rushing	16	10
Touchdowns Passing	19	15
Touchdown Returns	3	2
Extra Points	35	27
Field Goals	6	10
Safeties	2	1

SCORING

	TDs	Ru	Pa	Int	Fu	KO	Pu	PAT	FG	S	Pts
SoItau, Gordy	7	0	7	0	0	0	0	36/34	12/6	0	94
McElhenny, Hugh	10	6	3	0	0	0	1	0/0	0/0	0	60
Perry, Joe	8	8	0	0	0	0	0	0/0	0/0	0	48
White, Bob	3	1	2	0	0	0	0	0/0	0/0	0	18
Wilson, Billy	3	0	3	0	0	0	0	0/0	0/0	0	18
O'Donahue, Pat	1	0	0	0	0	0	1	1/1	0/0	0	7
Albert, Frank	1	1	0	0	0	0	0	0/0	0/0	0	6
Aldridge, Ben	1	0	1	0	0	0	0	0/0	0/0	0	6
Arenas, Joe	1	0	1	0	0	0	0	0/0	0/0	0	6
Boone, J.R.	1	0	1	0	0	0	0	0/0	0/0	0	6
Burke, Don	1	0	0	1	0	0	0	0/0	0/0	0	6
Jessup, Bill	1	0	1	0	0	0	0	0/0	0/0	0	6
Momsen, Bob	0	0	0	0	0	0	0	0/0	0/0	1	2
Powell, Charlie	0	0	0	0	0	0	0	0/0	0/0	1	2
49ERS	38	16	19	1	0	0	2	37/35	12/6	2	285
OPPONENTS	27	10	15	0	1	0	1	27/27	21/10	1	221

Rookie Names in Italic

RUSHING	Att	Yds	Avg	LG	TD
Perry, Joe	158	725	4.6	78t	8
McElhenny, Hugh	98	684	7.0	89t	6
Arenas, Joe	44	183	4.2	14	0
Albert, Frank	22	87	4.0	29	1
Boone, J.R.	24	72	3.0	12	0
Strzykalski, John	16	53	3.3	11	0
Aldridge, Ben	13	36	2.8	11	0
White, Bob	24	33	1.4	17	1
Cathcart, Sam	6	21	3.5	7	0
Standlee, Norm	2	8	4.0	9	0
Berry, Rex	1	7	7.0	7	0
Nomellini, Leo	1	5	5.0	5	0
Meyers, Bob	1	2	2.0	2	0
Tittle, Y.A.	11	-11	-1.0	4	0
49ERS	421	1905	4.5	89t	16
OPPONENTS	412	1566	3.8	51	10

RECEIVING	No	Yds	Avg	LG	TD
SoItau, Gordy	55	774	14.1	49	7
McElhenny, Hugh	26	367	14.1	77	3
Boone, J.R.	25	461	18.4	53	1
Wilson, Billy	23	304	13.2	40	3
Perry, Joe	15	81	5.4	17	0
White, Bob	12	173	14.4	60	2
Jessup, Bill	6	108	18.0	58	1
Arenas, Joe	5	47	9.4	14	1
Aldridge, Ben	4	22	5.5	16	1
Cathcart, Sam	2	15	7.5	13	0
Henke, Ed	1	13	13.0	13	0
Wagner, Lowell	1	6	6.0	6	0
Strzykalski, John	1	4	4.0	4	0
Banducci, Bruno	1	-4	-4.0	-4	0
49ERS	177	2371	13.4	77	19
OPPONENTS	151	1929	12.8	90t	15

INTERCEPTIONS	No	Yds	Avg	LG	TD
Wagner, Lowell	6	69	11.5	30	0
Cathcart, Sam	3	64	21.3	30	0
Powers, Jim	2	37	18.5	23	0
Berry, Rex	2	27	13.5	23	0
Cason, Jim	2	4	2.0	4	0
Burke, Don	1	35	35.0	35t	1
Brown, Hardy	1	16	16.0	16	0
49ERS	17	252	14.8	35t	1
OPPONENTS	23	299	13.0	38	0

KICKOFF RETURNS	No	Yds	Avg	LG	TD
Arenas, Joe	11	291	26.5	47	0
McElhenny, Hugh	18	396	22.0	40	0
Brown, Hardy	2	31	15.5	23	0
O'Donahue, Pat	2	17	8.5	10	0
Burke, Don	1	25	25.0	25	0
Cathcart, Sam	1	20	20.0	20	0
Nomellini, Leo	1	18	18.0	18	0
49ERS	36	798	22.2	47	0
OPPONENTS	52	1242	23.9	52	0

PUNT RETURNS	No	Yds	Avg	LG	TD
McElhenny, Hugh	20	284	14.2	94t	1
Boone, J.R.	11	66	6.0	17	0
Arenas, Joe	7	40	5.7	13	0
Cathcart, Sam	1	23	23.0	23	0
O'Donahue, Pat	1	23	23.0	23t	1
49ERS	40	436	10.9	94t	2
OPPONENTS	29	359	12.4	82t	1

PUNTING	No	Yds	Avg	LG	Bik
Albert, Frank	68	2899	42.6	70	0
49ERS	68	2899	42.6	70	0
OPPONENTS	78	3218	41.3	66	0

PASSING	Att	Comp	Pct	Yds	LG	TD	Int	QB
Albert, Frank	129	71	55.0	964	60t	8	10	67.5
Tittle, Y.A.	208	106	51.0	1407	77	11	12	66.3
Arenas, Joe	1	0	0.0	0	0	0	0	39.6
Cathcart, Sam	1	0	0.0	0	0	0	1	0.0
Powers, Jim	1	0	0.0	0	0	0	0	39.6
Perry, Joe	2	0	0.0	0	0	0	0	39.6
49ERS	342	177	51.8	2371	77	19	23	64.6
OPPONENTS	342	151	44.2	1929	90t	15	17	56.3

1953 (9-3)

Lawrence T. Shaw, Coach

W	31	Philadelphia (25,000)/S-27	21
W	31	Los Angeles Rams (41,446)/O-4	30
L	21	at Detroit (56,080)/O-11	24
W	35	at Chicago Bears (36,909)/O-18	28
L	10	Detroit (52,300)/O-25	14
W	24	Chicago Bears (26,308)/N-1	14
W	31	at Los Angeles Rams (85,856)/N-8	27
L	21	at Cleveland (80,698)/N-15	23
W	37	at G.B. in Milwaukee (16,378)/N-22	7
W	38	at Baltimore (26,005)/N-29	21
W	48	Green Bay (31,337)/D-6	14
W	45	Baltimore (23,932)/D-13	14
372			237

TEAM STATISTICS		49ers	Opp
TOTAL FIRST DOWNS		243	206
By Rushing		128	99
By Passing		99	95
By Penalties		16	12
TOTAL YARDS GAINED		4398	3425
By Rushing		2230	1548
By Passing		2168	1877
TOTAL PLAYS FROM SCRIMMAGE		825	830
Rushes		443	398
Average Gain Per Rush		5.0	3.9
FORWARD PASSES ATTEMPTED		322	356
Number Completed		174	173
Per Cent Completed		54.0	48.6
Yards Lost Passing		239	223
Passes Had Intercepted		19	23
Yards Gained Per Pass		6.7	5.3
Yards Gained Per Completion		12.5	10.8
PUNTS		42	60
Total Yardage of Punts		1706	2457
Average Length		40.6	41.0
Net avg. per punt		37.5	35.8
KICKOFF RETURNS		49	69
Number Returned		43	59
Total Yards Returned		1105	1264
Average Length of Return		25.7	21.4
PENALTIES		90	71
Yards Penalized		772	615
Net Loss/Gain		-157	157
FUMBLES		28	33
Own Fumbles Recovered		9	16
Opponents' Fumbles Recovered		17	19
FIELD GOALS		10	9
Field Goals Attempted		13	16
TOTAL POINTS SCORED		372	237
Touchdowns Scored		49	30
Touchdowns Rushing		26	12
Touchdowns Passing		22	17
Touchdown Returns		1	1
Extra Points		48	30
Field Goals		10	9
Safeties		0	0

SCORING	TDs	Ru	Pa	Int	Fu	KO	Pu	PAT	FG	S	Pts
SoItau, Gordy	6	0	6	0	0	0	0	49/48	15/10	0	114
Perry, Joe	13	10	3	0	0	0	0	0/0	3/0	0	78
Wilson, Billy	10	0	10	0	0	0	0	0/0	0/0	0	60
Arenas, Joe	7	6	1	0	0	0	0	0/0	0/0	0	42
Tittle, Y.A.	6	6	0	0	0	0	0	0/0	0/0	0	36
McElhenny, Hugh	5	3	2	0	0	0	0	0/0	0/0	0	30
Berry, Rex	1	0	0	1	0	0	0	0/0	0/0	0	6
Mixon, Billy	1	1	0	0	0	0	0	0/0	0/0	0	6
49ERS	49	26	22	1	0	0	0	49/48	18/10	0	372
OPPONENTS	30	12	17	0	1	0	0	30/30	16/9	0	237

RUSHING	Att	Yds	Avg	LG	TD
Perry, Joe	192	1018	5.3	51t	10
McElhenny, Hugh	112	503	4.5	33	3
Arenas, Joe	72	380	5.3	60t	6
Mixon, Billy	25	176	7.0	33	1
Schabarum, Pete	18	104	5.8	23	0
Tittle, Y.A.	14	41	2.9	14	6
Monachino, Jim	4	10	2.5	5	0
Wagner, Lowell	1	4	4.0	4	0
Ledyard, Hal	1	3	3.0	3	0
Bahnsen, Ken	1	1	1.0	1	0
Powers, Jim	3	-10	-3.3	0	0
49ERS	443	2230	5.0	60t	26
OPPONENTS	398	1548	3.9	48	12

RECEIVING	No	Yds	Avg	LG	TD
Wilson, Billy	51	840	16.5	61t	10
SoItau, Gordy	43	620	14.4	54t	6
McElhenny, Hugh	30	474	15.8	71	2
Perry, Joe	19	191	10.1	60t	3
Arenas, Joe	10	113	11.3	38	1
Schabarum, Pete	10	96	9.6	31	0
Babcock, Harry	7	59	8.4	13	0
Monachino, Jim	2	9	4.5	9	0
Mixon, Billy	1	7	7.0	7	0
Hogland, Doug	1	-2	-2.0	-2	0
49ERS	174	2407	13.8	71	22
OPPONENTS	173	2100	12.1	66t	17

INTERCEPTIONS	No	Yds	Avg	LG	TD
Berry, Rex	7	142	20.3	29t	1
Wagner, Lowell	6	135	22.5	32	0
Bruney, Fred	5	59	11.8	23	0
Arenas, Joe	2	29	14.5	17	0
Morton, John	2	16	8.0	9	0
Brown, Hardy	1	7	7.0	7	0
49ERS	23	388	16.9	32	1
OPPONENTS	19	204	10.7	30	0

KICKOFF RETURNS	No	Yds	Avg	LG	TD
Arenas, Joe	16	551	34.4	82	0
McElhenny, Hugh	15	368	24.5	55	0
Schabarum, Pete	2	50	25.0	27	0
Bruney, Fred	2	46	23.0	25	0
Perry, Joe	2	21	10.5	11	0
Babcock, Harry	2	3	1.5	3	0
Berry, Rex	1	37	37.0	37	0
Bahnsen, Ken	1	21	21.0	21	0
Nomellini, Leo	1	5	5.0	5	0
Brown, Hardy	1	3	3.0	3	0
49ERS	43	1105	25.7	82	0
OPPONENTS	59	1264	21.4	78	0

PUNT RETURNS	No	Yds	Avg	LG	TD
McElhenny, Hugh	15	104	6.9	25	0
Arenas, Joe	8	93	11.6	50	0
Berry, Rex	7	42	6.0	17	0
Schabarum, Pete	2	0	0.0	0	0
Bruney, Fred	1	11	11.0	11	0
49ERS	33	250	7.6	50	0
OPPONENTS	27	109	4.0	13	0

PUNTING	No	Yds	Avg	LG	Blk
Powers, Jim	42	1706	40.6	55	1
49ERS	42	1706	40.6	55	1
OPPONENTS	60	2457	41.0	61	0

PASSING	Att	Comp	Pct	Yds	LG	TD	Int	QB
Tittle, Y.A.	259	149	57.5	2121	71t	20	16	84.2
Powers, Jim	49	22	44.9	259	28	1	2	51.3
McElhenny, Hugh	3	2	66.7	13	11t	1	0	115.3
Perry, Joe	1	1	100.0	14	14	0	0	118.8
Arenas, Joe	1	0	0.0	0	0	0	0	39.6
Ledyard, Hal	9	0	0.0	0	0	0	0	39.6
49ERS	322	174	54.0	2407	71t	22	18	77.8
OPPONENTS	356	173	48.6	1877	66t	17	23	53.6

1954 (7-4-1)

Lawrence T. Shaw, Coach

W	41	Washington (32,085)/S-26	7
T	24	at Los Angeles Rams (79,208)/O-3	24
W	23	at G.B. in Milwaukee (15,571)/O-10	17
W	27	at Chicago Bears (42,935)/O-17	24
W	37	Detroit (58,891)/O-24	31
L	27	Chicago Bears (49,833)/O-31	31
L	34	Los Angeles Rams (58,758)/N-7	42
L	7	at Detroit (58,431)/N-14	48
W	31	at Pittsburgh (37,001)/N-20	3
L	13	at Baltimore (23,875)/N-28	17
W	35	Green Bay (32,012)/D-5	0
W	10	Baltimore (25,456)/D-11	7
313			251

TEAM STATISTICS

	49ers	Opp
TOTAL FIRST DOWNS	252	207
By Rushing	125	74
By Passing	109	122
By Penalties	18	11
TOTAL YARDS GAINED	4704	4020
By Rushing	2498	1371
By Passing	2206	2649
TOTAL PLAYS FROM SCRIMMAGE	863	800
Rushes	442	348
Average Gain Per Rush	5.7	3.9
FORWARD PASSES ATTEMPTED	340	374
Number Completed	187	193
Per Cent Completed	55.0	51.6
Yards Lost Passing	238	366
Passes Had Intercepted	12	19
Yards Gained Per Pass	6.5	7.1
Yards Gained Per Completion	11.8	13.7
PUNTS	60	59
Total Yardage of Punts	2221	2420
Average Length	37.0	41.0
Net avg. per punt	32.2	34.8
KICKOFF RETURNS	51	64
Number Returned	39	57
Total Yards Returned	930	1145
Average Length of Return	23.8	20.1
PENALTIES	73	51
Yards Penalized	614	426
Net Loss/Gain	-188	188
FUMBLES	30	29
Own Fumbles Recovered	17	14
Opponents' Fumbles Recovered	18	13
FIELD GOALS	12	9
Field Goals Attempted	21	19
TOTAL POINTS SCORED	313	251
Touchdowns Scored	40	32
Touchdowns Rushing	28	8
Touchdowns Passing	10	24
Touchdown Returns	2	0
Extra Points	37	32
Field Goals	12	9
Safeties	0	0

SCORING

	TDs	Ru	Pa	Int	Fu	KO	Pu	PAT	FG	S	Pts
Soltau, Gordy	2	0	2	0	0	0	0	33/31	18/11	0	76
Perry, Joe	8	8	0	0	0	0	0	7/6	3/1	0	57
Johnson, John Henry	9	9	0	0	0	0	0	0/0	0/0	0	54
McElhenny, Hugh	6	6	0	0	0	0	0	0/0	0/0	0	36
Wilson, Billy	5	0	5	0	0	0	0	0/0	0/0	0	30
Tittle, Y.A.	4	4	0	0	0	0	0	0/0	0/0	0	24
Jessup, Bill	3	0	3	0	0	0	0	0/0	0/0	0	18
Berry, Rex	1	0	0	1	0	0	0	0/0	0/0	0	6
Brown, Hardy	1	0	0	1	0	0	0	0/0	0/0	0	6
Schabarum, Pete	1	1	0	0	0	0	0	0/0	0/0	0	6
49ERS	40	28	10	2	0	0	0	40/37	21/12	0	313
OPPONENTS	32	8	24	0	0	0	0	32/32	19/9	0	251

	Att	Yds	Avg	LG	TD			
RUSHING								
Perry, Joe	173	1049	6.1	58	8			
Johnson, John Henry	129	681	5.3	38t	9			
McElhenny, Hugh	64	515	8.1	60t	6			
Schabarum, Pete	21	79	3.8	16	1			
Arenas, Joe	11	77	7.0	26	0			
Tittle, Y.A.	28	68	2.4	10	4			
Mixon, Billy	7	19	2.7	7	0			
Cassara, Frank	3	17	5.7	10	0			
Galiffa, Arnie	1	2	2.0	2	0			
Tidwell, Billy	1	1	1.0	1	0			
Cason, Jim	2	1	0.5	3	0			
Jessup, Bill	1	-5	-5.0	-5	0			
Brown, Pete	1	-6	-6.0	-6	0			
49ERS	442	2498	5.7	60t	28			
OPPONENTS	348	1371	3.9	43t	8			
RECEIVING	No	Yds	Avg	LG	TD			
Wilson, Billy	60	830	13.8	43	5			
Jessup, Bill	30	565	18.8	68t	3			
Johnson, John Henry	28	183	6.5	34	0			
Perry, Joe	26	203	7.8	70	0			
Soltau, Gordy	22	316	14.4	42	2			
McElhenny, Hugh	8	162	20.3	53	0			
Babcock, Harry	6	91	15.2	33	0			
Schabarum, Pete	4	70	17.5	42	0			
Arenas, Joe	2	12	6.0	12	0			
Cassara, Frank	1	12	12.0	12	0			
49ERS	187	2444	13.1	70	10			
OPPONENTS	193	3015	15.6	78t	24			
INTERCEPTIONS	No	Yds	Avg	LG	TD			
Berry, Rex	3	69	23.0	34t	1			
Brown, Hardy	3	42	14.0	41t	1			
Williams, John	3	28	9.3	15	0			
Arenas, Joe	3	26	8.7	26	0			
Carapella, Al	2	40	20.0	27	0			
Mixon, Billy	2	6	3.0	3	0			
Brown, Pete	1	47	47.0	47	0			
Toneff, Bob	1	15	15.0	15	0			
Schabarum, Pete	1	9	9.0	9	0			
49ERS	19	282	14.8	47	2			
OPPONENTS	12	167	13.9	33	0			
KICKOFF RETURNS	No	Yds	Avg	LG	TD			
Arenas, Joe	16	362	22.6	41	0			
Tidwell, Billy	10	287	28.7	65	0			
McElhenny, Hugh	8	210	26.3	51	0			
Johnson, John Henry	2	25	12.5	19	0			
Schabarum, Pete	1	34	34.0	34	0			
Toneff, Bob	1	10	10.0	10	0			
Hogland, Doug	1	2	2.0	2	0			
49ERS	39	930	23.9	65	0			
OPPONENTS	57	1145	20.1	43	0			
PUNT RETURNS	No	Yds	Avg	LG	TD			
Arenas, Joe	23	117	5.1	23	0			
McElhenny, Hugh	8	78	9.8	32	0			
Tidwell, Billy	3	0	0.0	17	0			
Schabarum, Pete	2	10	5.0	10	0			
49ERS	36	205	5.7	32	0			
OPPONENTS	40	269	6.7	47	0			
PUNTING	No	Yds	Avg	LG	Blk			
Brown, Pete	49	1837	37.5	51	0			
Brown, Hardy	10	384	38.4	58	0			
Berry, Rex	1	0	0.0	0	0			
49ERS	60	2221	37.0	58	0			
OPPONENTS	59	2420	41.0	60	0			
PASSING	Att	Comp	Pct	Yds	LG	TD	Int	QB
Tittle, Y.A.	295	170	57.6	2205	70	9	9	78.7
Cason, Jim	13	7	53.9	40	25	0	1	27.7
Duncan, Maury	14	4	28.6	82	29	0	2	11.9
Galiffa, Arnie	12	3	25.0	54	25	0	0	45.8
Johnson, John Henry	2	1	50.0	10	10t	1	0	104.2
Brown, Pete	1	1	100.0	19	19	0	0	118.8
Perry, Joe	1	1	100.0	34	34	0	0	118.8
Schabarum, Pete	1	0	0.0	0	0	0	0	39.6
Tidwell, Billy	1	0	0.0	0	0	0	0	39.6
49ERS	340	187	55.0	2444	70	10	12	73.0
OPPONENTS	374	193	51.6	2649	78t	24	19	74.8

1955 (4-8)

Norman P. Strader, Coach

L	14	Los Angeles Rams (58,772)/S-25	23
L	3	Cleveland (43,595)/O-2	38
W	20	at Chicago Bears (41,651)/O-9	19
W	27	at Detroit (50,179)/O-16	24
L	23	Chicago Bears (56,350)/O-23	34
W	38	Detroit (44,831)/O-30	21
L	14	at Los Angeles Rams (71,832)/N-6	27
L	0	at Washington (25,112)/N-13	7
L	21	at G.B. in Milwaukee(19,099)/N-20	27
L	14	at Baltimore (33,485)/N-27	26
L	7	Green Bay (32,897)/D-4	28
W	35	Baltimore (33,471)/D-11	24
216			308

TEAM STATISTICS

	49ers	Opp
TOTAL FIRST DOWNS	204	250
By Rushing	102	132
By Passing	80	103
By Penalties	13	15
TOTAL YARDS GAINED	3651	4008
By Rushing	1713	2135
By Passing	1938	1873
TOTAL PLAYS FROM SCRIMMAGE	786	930
Rushes	408	538
Average Gain Per Rush	4.2	4.0
FORWARD PASSES ATTEMPTED	303	311
Number Completed	151	147
Per Cent Completed	49.8	47.3
Yards Lost Passing	287	172
Passes Had Intercepted	28	21
Yards Gained Per Pass	6.4	6.0
Yards Gained Per Completion	12.8	12.7
PUNTS	63	59
Total Yardage of Punts	2558	2559
Average Length	40.6	43.4
Net avg. per punt	34.4	38.8
KICKOFF RETURNS	51	59
Number Returned	51	37
Total Yards Returned	1097	867
Average Length of Return	25.5	23.4
PENALTIES	64	58
Yards Penalized	541	528
FUMBLES	25	19
Own Fumbles Recovered	7	6
Opponents' Fumbles Recovered	13	18
FIELD GOALS	3	12
Field Goals Attempted	12	24
TOTAL POINTS SCORED	216	298
Touchdowns Scored	30	37
Touchdowns Rushing	12	24
Touchdowns Passing	17	10
Touchdowns Returns	1	3
Extra Points	27	36
Field Goals	3	12
Safeties	0	2

SCORING

	TDs	Ru	Pa	Int	Fu	KO	Pu	PAT	FG	S	Pts
Soltau, Gordy	1	0	1	0	0	0	0	30/27	12/3	0	42
Wilson, Billy	7	0	7	0	0	0	0	0/0	0/0	0	42
McElhenny, Hugh	6	4	2	0	0	0	0	0/0	0/0	0	36
Moegle, Dicky	5	5	0	0	0	0	0	0/0	0/0	0	30
Hardy, Carroll	4	0	4	0	0	0	0	0/0	0/0	0	24
Perry, Joe	3	2	1	0	0	0	0	0/0	0/0	0	18
Arenas, Joe	2	0	2	0	0	0	0	0/0	0/0	0	12
Berry, Rex	1	0	0	1	0	0	0	0/0	0/0	0	6
Johnson, John Henry	1	1	0	0	0	0	0	0/0	0/0	0	6
49ERS	30	12	17	1	0	0	0	30/27	12/3	0	216
OPPONENTS	37	24	10	2	0	0	1	37/36	24/12	2	298

RUSHING	Att	Yds	Avg	LG	TD
Perry, Joe	156	701	4.5	42	2
McElhenny, Hugh	90	327	3.6	44	4
Moegle, Dicky	41	235	5.7	39	5
Arenas, Joe	37	150	4.1	30	0
Tittle, Y.A.	23	114	5.0	35	0
Johnson, John Henry	19	69	3.6	12	1
Laughlin, Bud	20	58	2.9	14	0
Hardy, Carroll	15	37	2.5	14	0
Harkey, Lem	6	27	4.5	15	0
Duncan, Maury	1	-5	-5.0	-5	0
49ERS	408	1713	4.2	44	12
OPPONENTS	538	2135	4.0	49	24

RECEIVING	No	Yds	Avg	LG	TD
Wilson, Billy	53	831	15.7	72t	7
Soltau, Gordy	26	358	13.8	36	1
Perry, Joe	19	55	2.9	19	1
Arenas, Joe	13	255	19.6	53t	2
Hardy, Carroll	12	338	28.2	78t	4
McElhenny, Hugh	11	203	18.5	55t	2
Laughlin, Bud	8	54	6.8	27	0
Moegle, Dicky	4	94	23.5	53	0
Babcock, Harry	3	31	10.3	16	0
Johnson, John Henry	2	6	3.0	11	0
49ERS	151	2225	14.7	78t	17
OPPONENTS	147	2045	13.9	60t	10

INTERCEPTIONS	No	Yds	Avg	LG	TD
Moegle, Dicky	6	50	8.3	37	0
Berry, Rex	3	69	23.0	44t	1
Brown, Hardy	2	28	14.0	18	0
Madreos, George	2	23	11.5	19	0
Luna, Bob	2	0	0.0	0	0
Johnson, John Henry	1	29	29.0	29	0
Matthews, Clay	1	19	19.0	13	0
Carr, Paul	1	11	11.0	11	0
Stolhandski, Tom	1	6	6.0	6	0
Arenas, Joe	1	0	0.0	0	0
Campbell, Marion	1	0	0.0	0	0
Powell, Charlie (lat)	0	7		7	0
49ERS	21	242	11.5	44t	1
OPPONENTS	28	299	10.7	55t	2

KICKOFF RETURNS	No	Yds	Avg	LG	TD
Arenas, Joe	24	594	24.8	42	0
Moegle, Dicky	10	249	24.9	61	0
McElhenny, Hugh	9	189	21.0	31	0
Hardy, Carroll	3	65	21.7	30	0
Laughlin, Bud	1	25	25.0	25	0
Toneff, Bob	1	13	13.0	13	0
Hazeltine, Matt	1	9	9.0	9	0
Powell, Charlie	1	2	2.0	2	0
Palatella, Lou	1	1	1.0	1	0
49ERS	51	1147	22.5	61	0
OPPONENTS	37	865	23.4	56	0

PUNT RETURNS	No	Yds	Avg	LG	TD
Arenas, Joe	21	55	2.6	7	0
Moegle, Dicky	8	36	4.5	21	0
McElhenny, Hugh	7	10	1.4	10	0
Berry, Rex	1	11	11.0	11	0
Johnson, John Henry	1	6	6.0	6	0
Carapella, Al	1	0	0.0	0	0
49ERS	39	118	3.0	21	0
OPPONENTS	40	369	9.2	37	1

PUNTING	No	Yds	Avg	LG	Bik
Luna, Bobby	63	2558	40.6	63	3
49ERS	63	2558	40.6	63	3
OPPONENTS	59	2559	43.4	73	0

PASSING	Att	Comp	Pct	Yds	LG	TD	Int	QB
Tittle, Y.A.	287	147	51.2	2185	78t	17	28	56.7
Duncay, Maury	12	4	33.3	40	27	0	0	43.8
Arenas, Joe	1	0	0.0	0	0	0	0	39.6
Moegle, Dicky	1	0	0.0	0	0	0	0	39.6
Perry, Joe	2	0	0.0	0	0	0	0	39.6
49ERS	303	151	49.8	2225	78t	17	28	54.4
OPPONENTS	311	147	47.3	2045	60t	10	21	51.5

Rookie Names in Italic

1956 (5-6-1)

Frank C. Albert, Coach

L	21	New York Giants (41,751)/S-30	38
W	33	Los Angeles Rams (56,489)/O-7	30
L	7	at Chicago Bears (47,526)/O-14	31
L	17	at Detroit (55,662)/O-21	20
L	21	Chicago Bears (52,612)/O-28	38
L	13	Detroit (46,708)/N-4	17
L	6	at Los Angeles Rams (69,828)/N-11	30
W	17	at Green Bay (17,986)/N-18	16
T	10	at Philadelphia (19,326)/N-25	10
W	20	at Baltimore (37,227)/D-2	17
W	38	Green Bay (32,433)/D-8	20
W	30	Baltimore (43,791)/D-16	17
233			284

TEAM STATISTICS

	49ers	Opp
TOTAL FIRST DOWNS	221	236
By Rushing	101	124
By Passing	107	103
By Penalties	13	9
TOTAL YARDS GAINED	3813	4162
By Rushing	1836	2192
By Passing	1977	1970
TOTAL PLAYS FROM SCRIMMAGE	795	827
Rushes	419	481
Average Gain Per Rush	4.4	4.6
FORWARD PASSES ATTEMPTED	297	279
Number Completed	162	147
Per Cent Completed	54.6	52.7
Yards Lost Passing	285	145
Passes Had Intercepted	19	17
Yards Gained Per Pass	6.7	7.1
Yards Gained Per Completion	12.2	13.4
PUNTS	59	42
Total Yardage of Punts	2268	1709
Average Length	38.4	40.7
Net avg. per punt	36.0	36.4
KICKOFF RETURNS	62	51
Number Returned	51	42
Total Yards Returned	1257	988
Average Length of Return	24.7	23.5
PENALTIES	57	37
Yards Penalized	562	321
FUMBLES	17	27
Own Fumbles Recovered	5	10
Opponents' Fumbles Recovered	17	12
FIELD GOALS	13	14
Field Goals Attempted	20	25
TOTAL POINTS SCORED	233	284
Touchdowns Scored	28	35
Touchdowns Rushing	17	23
Touchdowns Passing	8	12
Touchdowns Returns	3	0
Extra Points	26	32
Field Goals	13	14
Safeties	0	0

SCORING

	TDs	Ru	Pa	Int	Fu	KO	Pu	PAT	FG	S	Pts
Soltau, Gordy	1	0	1	0	0	0	0	28/26	20/13	0	71
McElhenny, Hugh	8	8	0	0	0	0	0	0/0	0/0	0	48
Wilson, Billy	5	0	5	0	0	0	0	0/0	0/0	0	30
Tittle, Y.A.	4	4	0	0	0	0	0	0/0	0/0	0	24
Arenas, Joe	3	0	1	0	0	1	1	0/0	0/0	0	18
Perry, Joe	3	3	0	0	0	0	0	0/0	0/0	0	18
Johnson, John Henry	2	2	0	0	0	0	0	0/0	0/0	0	12
Conner, Clyde	1	0	1	0	0	0	0	0/0	0/0	0	6
Moegle, Dicky	1	0	0	1	0	0	0	0/0	0/0	0	6
49ERS	28	17	8	1	0	1	1	28/26	20/13	0	233
OPPONENTS	35	23	12	0	0	0	0	34/32	25/14	0	284

RUSHING	Att	Yds	Avg	LG	TD
McElhenny, Hugh	185	916	5.0	86t	8
Perry, Joe	115	520	4.5	39	3
Johnson, John Henry	80	301	3.8	54	2
Tittle, Y.A.	24	67	2.8	13	4
Moegle, Dicky	7	18	2.6	12	0
Morrall, Earl	6	10	1.7	8	0
McCormick, Tom	2	4	2.0	2	0
49ERS	419	1836	4.4	86t	17
OPPONENTS	481	2192	4.6	59t	18

RECEIVING	No	Yds	Avg	LG	TD
Wilson, Billy	60	889	14.8	77t	5
Conner, Clyde	22	362	16.5	49	1
Soltau, Gordy	18	299	16.6	33	1
Perry, Joe	18	104	5.8	20	0
McElhenny, Hugh	16	193	12.1	22	0
Arenas, Joe	14	226	16.1	50	1
Johnson, John Henry	8	90	11.3	28	0
Moegle, Dicky	3	79	26.3	37	0
Jessup, Bill	2	7	3.5	10	0
Smith, Charlie	1	13	13.0	13	0
49ERS	162	2262	14.0	77t	8
OPPONENTS	147	2115	14.4	69t	12

INTERCEPTIONS	No	Yds	Avg	LG	TD
Moegle, Dicky	6	75	12.5	31t	1
Berry, Rex	3	20	6.7	20	0
Carr, Paul	2	18	9.0	11	0
Maderos, George	2	2	1.0	2	0
Hazeltine, Matt	1	7	7.0	7	0
Sharkey, Ed	1	4	4.0	4	0
Holladay, Bob	1	0	0.0	0	0
Smith, Ernie	1	0	0.0	0	0
49ERS	17	126	7.4	31t	1
OPPONENTS	19	330	17.4	35	0

KICKOFF RETURNS	No	Yds	Avg	LG	TD
Arenas, Joe	27	801	29.7	96t	1
McElhenny, Hugh	13	300	23.1	36	0
Moegle, Dicky	2	39	19.5	22	0
Maderos, George	2	21	10.5	12	0
Johnson, John Henry	1	23	23.0	23	0
Goad, Paul	1	18	18.0	18	0
McCormick, Tom	1	18	18.0	18	0
Smith, Charlie	1	14	14.0	14	0
Carr, Paul	1	11	11.0	11	0
Gonzaga, John	1	6	6.0	6	0
Herchman, Bill	1	6	6.0	6	0
49ERS	51	1257	24.7	96t	1
OPPONENTS	42	988	23.5	45	0

PUNT RETURNS	No	Yds	Avg	LG	TD
Arenas, Joe	19	117	6.2	67	1
McElhenny, Hugh	15	38	2.5	12	0
Moegle, Dicky	1	5	5.0	5	0
49ERS	35	160	4.6	67	1
OPPONENTS	35	123	3.5	16	0

PUNTING	No	Yds	Avg	LG	Bik
Morrall, Earl	45	1705	37.9	57	0
Jessup, Bill	14	563	40.2	63	0
49ERS	59	2268	38.4	63	0
OPPONENTS	42	1709	40.7	56	0

PASSING	Att	Comp	Pct	Yds	LG	TD	Int	QB
Tittle, Y.A.	218	124	56.9	1641	77t	7	12	61.6
Morrall, Earl	78	38	48.7	621	37	1	6	48.1
McElhenny, Hugh	1	0	0.0	0	0	0	1	0.0
49ERS	297	162	54.6	2262	77t	8	19	61.6
OPPONENTS	279	147	52.7	2329	69t	12	17	69.7

1957 (8-4/8-5)

Frank C. Albert, Coach

L	10	Chicago Cards (35,743)/S-29	20
W	23	Los Angeles Rams (59,637)/O-6	20
W	21	at Chicago Bears (45,310)/O-13	17
W	24	at G.B. in Milwaukee (18,919)/O-20	14
W	21	Chicago Bears (56,693)/O-27	17
W	35	Detroit (59,702)/N-3	31
L	24	at Los Angeles Rams (102,368)/N-10	37
L	10	at Detroit (56,915)/N-17	31
L	21	at Baltimore (50,073)/N-24	27
W	27	at New York Giants (54,121)/D-1	17
W	17	Baltimore (59,950)/D-8	13
W	27	Green Bay (59,100)/D-15	20
287			295

NFC PLAYOFF - DEC. 22

(at San Francisco - Kezar Stadium)

L	27	Detroit (60,118)	31
---	----	------------------	----

TEAM STATISTICS

	49ers	Opp
TOTAL FIRST DOWNS	223	239
By Rushing	92	107
By Passing	115	117
By Penalties	16	15
TOTAL YARDS GAINED	3658	4248
By Rushing	1622	1847
By Passing	2036	2401
TOTAL PLAYS FROM SCRIMMAGE	754	837
Rushes	377	434
Average Gain Per Rush	4.6	4.3
FORWARD PASSES ATTEMPTED	305	332
Number Completed	191	182
Per Cent Completed	62.6	54.8
Yards Lost Passing	371	181
Passes Had Intercepted	18	18
Yards Gained Per Pass	6.7	7.2
Yards Gained Per Completion	10.7	13.2
PUNTS	57	47
Total Yardage of Punts	2550	1894
Average Length	44.7	40.3
Net avg. per punt	39.7	36.9
KICKOFF RETURNS	56	56
Number Returned	42	45
Total Yards Returned	1096	928
Average Length of Return	26.1	20.6
PENALTIES	66	55
Yards Penalized	629	502
FUMBLES	22	25
Own Fumbles Recovered	8	9
Opponents' Fumbles Recovered	16	14
FIELD GOALS	9	13
Field Goals Attempted	15	24
TOTAL POINTS SCORED	260	264
Touchdowns Scored	33	32
Touchdowns Rushing	15	18
Touchdowns Passing	17	13
Touchdowns Returns	1	1
Extra Points	33	31
Field Goals	9	13
Safeties	1	1

SCORING

	TDs	Ru	Pa	Int	Fu	KO	Pu	PAT	FG	S	Pts
Soltau, Gordy	0	0	0	0	0	0	0	33/33	15/9	0	60
Tittle, Y.A.	6	6	0	0	0	0	0/0	0/0	0/0	0	36
Wilson, Billy	6	0	6	0	0	0	0/0	0/0	0/0	0	36
Owens, R.C.	5	0	5	0	0	0	0/0	0/0	0/0	0	30
Conner, Clyde	4	0	4	0	0	0	0/0	0/0	0/0	0	24
Babb, Gene	3	3	0	0	0	0	0/0	0/0	0/0	0	18
McElhenny, Hugh	3	1	2	0	0	0	0/0	0/0	0/0	0	18
Perry, Joe	3	3	0	0	0	0	0/0	0/0	0/0	0	18
Arenas, Joe	1	1	0	0	0	0	0/0	0/0	0/0	0	6
Herchman, Bill	1	0	0	1	0	0	0/0	0/0	0/0	0	6
Moegle, Dicky	1	1	0	0	0	0	0/0	0/0	0/0	0	6
Nomellini, Leo	0	0	0	0	0	0	0/0	0/0	0/0	1	2
49ERS	33	15	17	1	0	0	0	33/33	15/9	1	260
OPPONENTS	32	18	13	1	0	0	0	32/31	24/13	1	264

Rookie Names in *Italic*

RUSHING	Att	Yds	Avg	LG	TD
McElhenny, Hugh	102	478	4.7	61	1
Perry, Joe	97	454	4.7	34	3
<i>Babb, Gene</i>	102	330	3.2	19	3
Tittle, Y.A.	40	220	5.5	45	6
<i>Barnes, Larry</i>	20	78	3.9	16	0
Moegle, Dicky	9	48	5.3	18t	1
Arenas, Joe	5	14	2.8	7t	1
<i>Brodie, John</i>	2	0	0.0	0	0
49ERS	377	1622	4.6	61	15
OPPONENTS	434	1847	4.3	49	23

RECEIVING	No	Yds	Avg	LG	TD
Wilson, Billy	52	757	14.6	40	6
McElhenny, Hugh	37	458	12.4	43	2
Conner, Clyde	30	412	13.7	41	4
<i>Owens, R.C.</i>	27	395	14.6	46t	5
<i>Babb, Gene</i>	20	141	7.1	17	0
Perry, Joe	15	130	8.7	17	0
Soltau, Gordy	5	47	9.4	18	0
Jessup, Bill	2	29	14.5	22	0
Powell, Charlie	1	27	27.0	27	0
Arenas, Joe	1	10	10.0	10	0
<i>Barnes, Larry</i>	1	1	1.0	1	0
49ERS	191	2407	12.6	46t	17
OPPONENTS	182	2582	14.2	82t	13

INTERCEPTIONS	No	Yds	Avg	LG	TD
Moegle, Dicky	8	107	13.4	40	0
Stitts, Bill	2	28	14.0	20	0
Hazeltine, Matt	2	22	11.0	14	0
Walker, Val Joe	2	20	10.0	12	0
Smith, J.D.	2	17	8.5	12	0
Herchman, Bill	1	54	54.0	54t	1
<i>Rubke, Karl</i>	1	16	16.0	16	0
49ERS	18	264	14.7	54t	1
OPPONENTS	18	336	18.7	75t	1

KICKOFF RETURNS	No	Yds	Avg	LG	TD
Arenas, Joe	24	657	27.4	64	0
Smith, J.D.	14	368	26.3	38	0
Hazeltine, Matt	1	23	23.0	23	0
Carr, Paul	1	10	10.0	10	0
Jessup, Bill	1	8	8.0	8	0
<i>Babb, Gene</i>	1	0	0.0	0	0
Palatella, Lou (lat)	0	30	0.0	0	0
49ERS	42	1096	26.1	64	0
OPPONENTS	45	928	20.6	33	0

PUNT RETURNS	No	Yds	Avg	LG	TD
Arenas, Joe	25	80	3.2	26	0
McElhenny, Hugh	10	41	4.1	13	0
Hazeltine, Matt	1	1	1.0	1	0
Moegle, Dicky	1	0	0.0	0	0
49ERS	37	122	3.3	26	0
OPPONENTS	35	205	5.9	28	0

PUNTING	No	Yds	Avg	LG	Blk
Jessup, Bill	38	1656	43.6	62	0
<i>Barnes, Larry</i>	19	894	47.1	86	0
49ERS	57	2550	44.7	86	0
OPPONENTS	47	1894	40.3	62	0

PASSING	Att	Comp	Pct	Yds	LG	TD	Int	QB
Tittle, Y.A.	279	176	63.1	2157	46t	13	15	80.0
<i>Brodie, John</i>	21	11	52.4	160	28	2	3	69.6
Arenas, Joe	3	3	100.0	92	33t	2	0	158.3
<i>Barnes, Larry</i>	1	1	100.0	-2	-2	0	0	79.1
Perry, Joe	1	0	0.0	0	0	0	0	39.6
49ERS	305	191	62.6	2407	46t	17	18	81.1
OPPONENTS	332	182	54.8	2582	82t	13	18	70.6

1958 (6-6)

Frank C. Albert, Coach

W	23	Pittsburgh (51,856)/S-28	20
L	3	Los Angeles Rams (59,826)/O-5	33
L	6	at Chicago Bears (45,310)/O-12	28
W	30	at Philadelphia (33,110)/O-19	24
L	14	Chicago Bears (59,441)/O-26	27
W	24	Detroit (59,350)/N-2	21
L	7	at Los Angeles Rams (95,082)/N-9	56
L	21	at Detroit (54,523)/N-16	35
W	33	at G.B. in Milwaukee (43,819)/N-23	12
L	27	at Baltimore (57,557)/N-30	35
W	48	Green Bay (50,793)/D-7	21
W	21	Baltimore (58,334)/D-14	12
257			324

TEAM STATISTICS

	49ers	Opp
TOTAL FIRST DOWNS	237	227
By Rushing	93	106
By Passing	126	106
By Penalties	18	15
TOTAL YARDS GAINED	4111	4010
By Rushing	1628	2038
By Passing	2483	1972
TOTAL PLAYS FROM SCRIMMAGE	811	787
Rushes	359	380
Average Gain Per Rush	4.5	5.4
FORWARD PASSES ATTEMPTED	383	341
Number Completed	223	163
Per Cent Completed	58.2	47.8
Yards Lost Passing	208	246
Passes Had Intercepted	29	16
Yards Gained Per Pass	6.5	5.8
Yards Gained Per Completion	11.1	12.1
PUNTS	48	49
Total Yardage of Punts	1839	1995
Average Length	38.3	40.7
Net avg. per punt	35.6	37.3
KICKOFF RETURNS	50	50
Number Returned	39	42
Total Yards Returned	790	739
Average Length of Return	20.3	17.6
PENALTIES	58	52
Yards Penalized	619	510
FUMBLES	31	32
Own Fumbles Recovered	20	17
Opponents' Fumbles Recovered	15	11
FIELD GOALS	8	10
Field Goals Attempted	21	17
TOTAL POINTS SCORED	257	324
Touchdowns Scored	34	42
Touchdowns Rushing	18	15
Touchdowns Passing	15	25
Touchdowns Returns	1	2
Extra Points	29	40
Field Goals	8	10
Safeties	0	1

SCORING

	TDs	Ru	Pa	Int	Fu	KO	Pu	PAT	FG	S	Pts
Soltau, Gordy	0	0	0	0	0	0	0	33/29	21/8	0	53
McElhenny, Hugh	8	6	2	0	0	0	0	0/0	0/0	0	48
Conner, Clyde	5	0	5	0	0	0	0	0/0	0/0	0	30
Perry, Joe	5	4	1	0	0	0	0	0/0	0/0	0	30
Wilson, Billy	5	0	5	0	0	0	0	0/0	0/0	0	30
Smith, J.D.	3	3	0	0	0	0	0	0/0	0/0	0	18
Pace, Jim	2	2	0	0	0	0	0	0/0	0/0	0	12
Tittle, Y.A.	2	2	0	0	0	0	0	0/0	0/0	0	12
Brodie, John	1	1	0	0	0	0	0	0/0	0/0	0	6
Hazeltine, Matt	1	0	0	1	0	0	0	0/0	0/0	0	6
Jessup, Bill	1	0	1	0	0	0	0	0/0	0/0	0	6
Owens, R.C.	1	0	1	0	0	0	0	0/0	0/0	0	6
49ERS	34	18	15	1	0	0	0	33/29	21/8	0	257
OPPONENTS	42	15	25	2	0	0	0	41/40	17/10	1	324

RUSHING	Att	Yds	Avg	LG	TD
Perry, Joe	125	758	6.1	73t	4
McElhenny, Hugh	113	451	4.0	34	6
Smith, J.D.	26	209	8.0	80t	3
Pace, Jim	52	161	3.1	34	2
Tittle, Y.A.	22	35	1.6	12	2
Woodson, Abe	2	12	6.0	9	0
Babb, Gene	7	9	1.3	4	0
Atkins, Bill	1	5	5.0	5	0
Brodie, John	11	-12	-1.1	6	1
49ERS	359	1628	4.5	80t	18
OPPONENTS	380	2038	5.4	73t	16

RECEIVING	No	Yds	Avg	LG	TD
Conner, Clyde	49	512	10.5	26	5
Wilson, Billy	43	592	13.8	44t	5
Owens, R.C.	40	620	15.5	48	1
McElhenny, Hugh	31	366	11.8	59t	2
Perry, Joe	23	218	9.5	64t	1
Pace, Jim	10	59	5.9	24	0
Dugan, Fred	9	122	13.6	23	0
Soltau, Gordy	7	77	11.0	22	0
Smith, J.D.	6	59	9.8	23	0
Jessup, Bill	5	66	13.2	26t	1
49ERS	223	2691	12.1	64t	15
OPPONENTS	163	2218	13.6	81t	25

INTERCEPTIONS	No	Yds	Avg	LG	TD
Ridlon, Jim	4	10	2.5	3	0
Hazeltine, Matt	3	30	10.0	17	1
Stitts, Bill	3	3	1.0	2	0
Mertens, Jerry	2	16	8.0	11	0
Woodson, Abe	1	44	44.0	44	0
Atkins, Bill	1	6	6.0	6	0
Toneff, Bob	1	5	5.0	5	0
Matuszak, Marv	1	0	0.0	0	0
49ERS	16	114	7.1	44	1
OPPONENTS	29	448	15.5	70t	2

KICKOFF RETURNS	No	Yds	Avg	LG	TD
Smith, J.D.	15	356	23.7	39	0
Woodson, Abe	11	239	21.7	34	0
Pace, Jim	8	134	16.8	36	0
McElhenny, Hugh	2	31	15.5	18	0
Babb, Gene	2	30	15.0	19	0
Connolly, Ted	1	0	0.0	0	0
49ERS	39	790	20.3	39	0
OPPONENTS	42	739	17.6	30	0

PUNT RETURNS	No	Yds	Avg	LG	TD
McElhenny, Hugh	24	93	3.9	49	0
Woodson, Abe	7	53	7.6	38	0
Jessup, Bill	2	0	0.0	0	0
Pace, Jim	2	0	0.0	0	0
49ERS	35	146	4.2	49	0
OPPONENTS	36	132	3.7	22	0

PUNTING	No	Yds	Avg	LG	Blk
Atkins, Bill	25	983	39.3	51	0
Jessup, Bill	23	856	37.2	59	0
49ERS	48	1839	38.3	59	0
OPPONENTS	49	1995	40.7	59	0

PASSING	Att	Comp	Pct	Yds	LG	TD	Int	QB
Brodie, John	172	103	59.9	1224	61t	6	13	61.8
Tittle, Y.A.	208	120	57.7	1467	64t	9	15	63.9
McElhenny, Hugh	2	0	0.0	0	0	0	0	39.6
Jessup, Bill	1	0	0.0	0	0	0	1	0.0
49ERS	383	223	58.2	2691	64t	15	29	61.4
OPPONENTS	341	163	47.8	2218	81t	25	16	73.9

1959 (7-5)

Howard W. Hickey, Coach

W	24	Philadelphia (41,697)/S-27	14
W	34	Los Angeles Rams (56,028)/O-4	0
L	20	at Green Bay (32,150)/O-11	21
W	34	at Detroit (52,585)/O-18	13
W	20	Chicago Bears (59,045)/O-25	17
W	33	Detroit (59,064)/N-1	7
W	24	at Los Angeles Rams (94,276)/N-8	16
L	3	at Chicago Bears (42,157)/N-15	14
L	14	at Baltimore (56,007)/N-22	45
W	21	at Cleveland (53,763)/N-29	20
L	14	Baltimore (59,075)/D-5	34
L	14	Green Bay (55,997)/D-13	36
255			237

TEAM STATISTICS

	49ers	Opp
TOTAL FIRST DOWNS	182	238
By Rushing	93	123
By Passing	76	102
By Penalties	13	13
TOTAL YARDS GAINED	3388	4018
By Rushing	1839	1974
By Passing	1549	2044
TOTAL PLAYS FROM SCRIMMAGE	756	844
Rushes	407	433
Average Gain Per Rush	4.5	4.6
FORWARD PASSES ATTEMPTED	264	341
Number Completed	132	176
Per Cent Completed	50.0	51.6
Yards Lost Passing	136	228
Passes Had Intercepted	22	14
Yards Gained Per Pass	5.9	6.0
Yards Gained Per Completion	11.7	11.6
PUNTS	59	57
Total Yardage of Punts	2694	2370
Average Length	45.7	41.6
Net avg. per punt	40.8	34.8
KICKOFF RETURNS	49	50
Number Returned	41	40
Total Yards Returned	980	924
Average Length of Return	23.9	23.1
PENALTIES	57	45
Yards Penalized	489	417
FUMBLES	24	34
Own Fumbles Recovered	14	12
Opponents' Fumbles Recovered	22	10
FIELD GOALS	12	5
Field Goals Attempted	26	13
TOTAL POINTS SCORED	255	237
Touchdowns Scored	31	32
Touchdowns Rushing	16	16
Touchdowns Passing	12	15
Touchdowns Returns	3	1
Extra Points	31	28
Field Goals	12	5
Safeties	1	1

SCORING

	TDs	Ru	Pa	Int	Fu	KO	Pu	PAT	FG	S	Pts
Davis, Tommy	0	0	0	0	0	0	0	31/31	26/12	0	67
Smith, J.D.	11	10	1	0	0	0	0	0/0	0/0	0	66
McElhenny, Hugh	4	1	3	0	0	0	0	0/0	0/0	0	24
Wilson, Billy	4	0	4	0	0	0	0	0/0	0/0	0	24
Owens, R.C.	3	0	3	0	0	0	0	0/0	0/0	0	18
Perry, Joe	3	3	0	0	0	0	0	0/0	0/0	0	18
Conner, Clyde	1	0	1	0	0	0	0	0/0	0/0	0	6
Hazeltine, Matt	1	0	0	0	1	0	0	0/0	0/0	0	6
Lyles, Lenny	1	1	0	0	0	0	0	0/0	0/0	0	6
Mertens, Jerry	1	0	0	1	0	0	0	0/0	0/0	0	6
Roberts, C.R.	1	1	0	0	0	0	0	0/0	0/0	0	6
Woodson, Abe	1	0	0	0	0	1	0	0/0	0/0	0	6
Krueger, Charlie	0	0	0	0	0	0	0	0/0	0/0	1	2
49ERS	31	16	12	1	1	1	0	31/31	26/12	1	255
OPPONENTS	32	16	15	1	0	0	0	31/28	13/5	1	237

Rookie Names in Italic

RUSHING	Att	Yds	Avg	LG	TD
Smith, J.D.	207	1036	5.0	73t	10
Perry, Joe	139	602	4.3	40	3
McElhenny, Hugh	18	67	3.7	19	1
Roberts, C.R.	10	67	6.7	46t	1
Lyles, Lenny	13	28	2.2	13t	1
Tittle, Y.A.	11	24	2.2	22	0
Moegle, Dicky	3	9	3.0	4	0
Brodie, John	5	6	1.2	6	0
Owens, R.C.	1	0	0.0	0	0
49ERS	407	1839	4.5	73t	16
OPPONENTS	433	1974	4.6	48	17

RECEIVING	No	Yds	Avg	LG	TD
Wilson, Billy	44	540	12.3	57t	4
McElhenny, Hugh	22	329	15.0	72	3
Owens, R.C.	17	347	20.4	75t	3
Conner, Clyde	13	162	12.5	37t	1
Smith, J.D.	13	133	10.2	21t	1
Perry, Joe	12	53	4.4	15	0
Dugan, Fred	6	72	12.0	13	0
Lyles, Lenny	3	33	11.0	18	0
Moegle, Dicky	1	12	12.0	12	0
Tittle, Y.A.	1	4	4.0	4	0
49ERS	132	1685	12.8	75t	12
OPPONENTS	176	2272	12.9	67	15

INTERCEPTIONS	No	Yds	Avg	LG	TD
Baker, Dave	5	75	15.0	29	0
Woodson, Abe	4	20	5.0	14	0
Mertens, Jerry	2	56	28.0	30t	1
Tubbs, Jerry	2	32	16.0	21	0
Dove, Eddie	1	6	6.0	6	0
49ERS	14	189	13.5	30t	1
OPPONENTS	22	272	12.4	57t	1

KICKOFF RETURNS	No	Yds	Avg	LG	TD
Woodson, Abe	13	382	29.4	105t	1
Lyles, Lenny	25	565	22.6	46	0
Hazeltine, Matt	2	26	13.0	26	0
Herchman, Bill	1	7	7.0	7	0
49ERS	41	980	23.9	105t	1
OPPONENTS	40	924	23.1	80	0

PUNT RETURNS	No	Yds	Avg	LG	TD
Woodson, Abe	15	143	9.5	65	0
Dove, Eddie	22	126	5.7	62	0
49ERS	37	269	7.3	65	0
OPPONENTS	35	186	5.3	21	0

PUNTING	No	Yds	Avg	LG	Blk
Davis, Tommy	59	2694	45.7	71	0
49ERS	59	2694	45.7	71	0
OPPONENTS	57	2370	41.6	59	0

PASSING	Att	Comp	Pct	Yds	LG	TD	Int	QB
Tittle, Y.A.	199	102	51.3	1331	75t	10	15	58.0
Brodie, John	64	30	46.9	354	34	2	7	35.0
Moegle, Dicky	1	0	0.0	0	0	0	0	39.6
49ERS	264	132	50.0	1685	75t	12	22	50.8
OPPONENTS	341	176	51.6	2261	67	15	14	70.2

1960 (7-5)

Howard W. Hickey, Coach

L	19	New York Giants (44,598)/S-25	21
W	13	Los Angeles Rams (53,633)/O-2	9
W	14	at Detroit (49,825)/O-9	10
L	10	at Chicago Bears (48,226)/O-16	27
L	14	at G.B. in Milwaukee (39,914)/O-23	41
W	25	Chicago Bears (55,071)/O-30	7
L	0	Detroit (48,447)/N-6	24
W	26	at Dallas (10,000)/N-20	14
W	30	at Baltimore (57,808)/N-27	22
W	23	at Los Angeles Rams (77,254)/D-4	7
L	0	Green Bay (53,612)/D-10	13
W	34	Baltimore (57,269)/D-18	10
208			205

TEAM STATISTICS

	49ers	Opp
TOTAL FIRST DOWNS	201	180
By Rushing	90	82
By Passing	96	89
By Penalties	15	9
TOTAL YARDS GAINED	3260	3405
By Rushing	1681	1587
By Passing	1579	1818
TOTAL PLAYS FROM SCRIMMAGE	849	738
Rushes	413	363
Average Gain Per Rush	4.1	4.4
FORWARD PASSES ATTEMPTED	336	293
Number Completed	174	140
Per Cent Completed	51.8	47.8
Yards Lost Passing	287	183
Passes Had Intercepted	12	20
Yards Gained Per Pass	4.7	6.2
Yards Gained Per Completion	9.1	13.0
PUNTS	65	62
Total Yardage of Punts	2880	2556
Average Length	44.3	41.3
Net avg. per punt	40.9	36.8
KICKOFF RETURNS	43	57
Number Returned	43	38
Total Yards Returned	1167	769
Average Length of Return	27.1	20.2
PENALTIES	63	64
Yards Penalized	604	580
FUMBLES	14	15
Own Fumbles Recovered	10	7
Opponents' Fumbles Recovered	8	4
FIELD GOALS	12	10
Field Goals Attempted	26	20
TOTAL POINTS SCORED	208	205
Touchdowns Scored	21	25
Touchdowns Rushing	9	13
Touchdowns Passing	11	11
Touchdowns Returns	1	1
Extra Points	21	23
Field Goals	8	10
Safeties	2	1

SCORING

	TDs	Ru	Pa	Int	Fu	KO	Pu	PAT	FG	S	Pts
Davis, Tommy	0	0	0	0	0	0	0	21/21	32/19	0	78
Owens, R.C.	6	0	6	0	0	0	0	0/0	0/0	0	36
Smith, J.D.	6	5	1	0	0	0	0	0/0	0/0	0	36
Conner, Clyde	2	0	2	0	0	0	0	0/0	0/0	0	12
Roberts, C.R.	2	2	0	0	0	0	0	0/0	0/0	0	12
Brodie, John	1	1	0	0	0	0	0	0/0	0/0	0	6
Lyles, Lenny	1	0	0	0	0	1	0	0/0	0/0	0	6
McElhenny, Hugh	1	0	1	0	0	0	0	0/0	0/0	0	6
Perry, Joe	1	1	0	0	0	0	0	0/0	0/0	0	6
Wilson, Billy	1	0	1	0	0	0	0	0/0	0/0	0	6
Krueger, Charlie	0	0	0	0	0	0	0	0/0	0/0	1	2
Nomellini, Leo	0	0	0	0	0	0	0	0/0	0/0	1	2
Wittenborn, John	0	0	0	0	0	0	0	0/0	3/0	0	0
49ERS	21	9	11	0	0	1	0	21/21	35/19	2	208
OPPONENTS	25	13	11	0	1	0	0	25/23	20/10	1	205

Rookie Names in Italic

RUSHING	Att	Yds	Avg	LG	TD
Smith, J.D.	174	780	4.5	41	5
McElhenny, Hugh	95	347	3.7	38	0
Roberts, C.R.	73	213	2.9	30	2
Brodie, John	18	171	9.5	30	1
Perry, Joe	36	95	2.6	21	1
Tittle, Y.A.	10	61	6.1	28	0
<i>Waters, Bobby</i>	1	8	8.0	8	0
Woodson, Abe	4	4	1.0	4	0
<i>Norton, Ray</i>	2	2	1.0	9	0
49ERS	413	1681	4.1	41	9
OPPONENTS	363	1587	4.4	62	14

RECEIVING	No	Yds	Avg	LG	TD
Conner, Clyde	38	531	14.0	65t	2
Owens, R.C.	37	532	14.4	42	6
Smith, J.D.	36	181	5.0	21	1
<i>Stickles, Monty</i>	22	252	11.5	28	0
McElhenny, Hugh	14	114	8.1	45	1
<i>Mackey, Dee</i>	12	159	13.3	25	0
Roberts, C.R.	9	49	5.4	27	0
Wilson, Billy	3	51	17.0	19t	1
Perry, Joe	3	-3	-1.0	3	0
49ERS	174	1866	10.7	65t	11
OPPONENTS	140	2001	14.3	91t	11

INTERCEPTIONS	No	Yds	Avg	LG	TD
Baker, Dave	10	96	9.6	28	0
Dove, Eddie	3	29	9.7	29	0
<i>Kelley, Gordon</i>	2	10	5.0	10	0
Mertens, Jerry	2	0	0.0	0	0
Woodson, Abe	2	0	0.0	0	0
Harrison, Bob	1	6	6.0	6	0
49ERS	20	141	7.1	29	0
OPPONENTS	12	159	13.3	26	0

KICKOFF RETURNS	No	Yds	Avg	LG	TD
Lyles, Lenny	17	526	30.9	97t	1
Woodson, Abe	17	498	29.3	64	0
<i>Colchico, Dan</i>	5	68	13.6	18	0
Roberts, C.R.	3	60	20.0	25	0
Clark, Monte	1	15	15.0	15	0
49ERS	43	1167	27.1	97t	1
OPPONENTS	38	769	20.2	45	0

PUNT RETURNS	No	Yds	Avg	LG	TD
Woodson, Abe	13	174	13.4	48	0
Dove, Eddie	11	43	3.9	7	0
49ERS	24	217	9.0	48	0
OPPONENTS	28	182	6.5	31	0

PUNTING	No	Yds	Avg	LG	Blk
Davis, Tommy	62	2737	44.2	74	0
Baker, Dave	3	143	47.7	55	0
49ERS	65	2880	44.3	74	0
OPPONENTS	62	2561	41.3	65	0

PASSING	Att	Comp	Pct	Yds	LG	TD	Int	QB
Brodie, John	207	103	49.8	1111	65t	6	9	57.5
Tittle, Y.A.	127	69	54.3	694	45	4	3	70.8
<i>Waters, Bobby</i>	2	2	100.0	61	41t	1	0	158.3
49ERS	336	174	51.8	1866	65t	11	12	64.4
OPPONENTS	293	140	47.8	2001	91t	11	20	54.4

1961 (7-6-1)

Howard W. Hickey, Coach

W	35	Washington (43,412)/S-17	3
L	10	at Green Bay (38,624)/S-24	30
W	49	at Detroit (53,155)/O-1	0
W	35	Los Angeles Rams (59,004)/O-8	0
W	38	at Minnesota (34,415)/O-15	24
L	0	at Chicago Bears (49,070)/O-22	31
L	10	at Pittsburgh (19,686)/O-29	20
T	20	Detroit (56,878)/N-5	20
L	7	at Los Angeles Rams (63,766)/N-12	17
W	41	Chicago Bears (52,972)/N-19	31
W	38	Minnesota (48,905)/N-26	28
L	17	at Baltimore (57,641)/D-3	20
W	22	Green Bay (55,722)/D-10	21
L	24	Baltimore (45,517)/D-16	27
346			272

TEAM STATISTICS

	49ers	Opp
TOTAL FIRST DOWNS	258	234
By Rushing	116	90
By Passing	132	132
By Penalties	10	12
TOTAL YARDS GAINED	4904	4181
By Rushing	2100	1701
By Passing	2804	2480
TOTAL PLAYS FROM SCRIMMAGE	875	890
Rushes	448	419
Average Gain Per Rush	4.7	4.1
FORWARD PASSES ATTEMPTED	346	380
Number Completed	187	196
Per Cent Completed	54.0	51.6
Yards Lost Passing	253	394
Passes Had Intercepted	19	19
Yards Gained Per Pass	8.1	6.5
Yards Gained Per Completion	15.0	12.7
PUNTS	59	62
Total Yardage of Punts	2633	2725
Average Length	44.6	44.0
Net avg. per punt	40.1	40.2
KICKOFF RETURNS	49	58
Total Yards Returned	1287	1368
Average Length of Return	26.6	23.6
PENALTIES	65	56
Yards Penalized	635	456
FUMBLES	25	21
Own Fumbles Recovered	8	9
Opponents' Fumbles Recovered	12	17
FIELD GOALS	12	16
Field Goals Attempted	22	29
TOTAL POINTS SCORED	346	272
Touchdowns Scored	44	32
Touchdowns Rushing	27	13
Touchdowns Passing	15	18
Touchdowns Returns	2	1
Extra Points	44	32
Field Goals	12	16
Safeties	1	0

SCORING

	TDs	Ru	Pa	Int	Fu	KO	Pu	PAT	FG	S	Pts
Davis, Tommy	0	0	0	0	0	0	0	44/44	22/12	0	80
Kilmer, Billy	10	10	0	0	0	0	0	0/0	0/0	0	60
Smith, J.D.	9	8	1	0	0	0	0	0/0	0/0	0	54
Owens, R.C.	6	1	5	0	0	0	0	0/0	0/0	0	36
Stickles, Monty	5	0	5	0	0	0	0	0/0	0/0	0	30
Waters, Bobby	3	3	0	0	0	0	0	0/0	0/0	0	18
Brodie, John	2	2	0	0	0	0	0	0/0	0/0	0	12
Thomas, Aaron	2	0	2	0	0	0	0	0/0	0/0	0	12
Woodson, Abe	2	0	0	0	0	1	1	0/0	0/0	0	12
Casey, Bernie	1	0	1	0	0	0	0	0/0	0/0	0	6
Conner, Clyde	1	0	1	0	0	0	0	0/0	0/0	0	6
Cooper, Bill	1	1	0	0	0	0	0	0/0	0/0	0	6
Lockett, J.W.	1	1	0	0	0	0	0	0/0	0/0	0	6
Roberts, C.R.	1	1	0	0	0	0	0	0/0	0/0	0	6
Krueger, Charlie	0	0	0	0	0	0	0	0/0	0/0	1	2
49ERS	44	27	15	0	0	1	1	44/44	22/12	1	346
OPPONENTS	32	13	18	0	0	0	1	32/32	29/16	0	272

Rookie Names in *Italic*

	Att	Yds	Avg	LG	TD
Smith, J.D.	167	823	4.9	33	8
Kilmer, Billy	96	509	5.3	31	10
Roberts, C.R.	63	338	5.4	54	1
Waters, Bobby	47	233	5.0	35	3
Brodie, John	28	90	3.2	29	2
McIlhenny, Don	8	30	3.8	15	0
Woodson, Abe	14	23	1.6	14	0
Lockett, J.W.	11	18	1.6	9	1
Cooper, Bill	8	17	2.1	6	1
Messer, Dale	3	13	4.3	6	0
Norton, Ray	2	-2	-1.0	2	0
Thomas, Aaron	1	-15	-15.0	-15	0
Owens, R.C.	(lat) 0	23		23	1
49ERS	448	2100	4.7	54	27
OPPONENTS	419	1701	4.1	44	13

	No	Yds	Avg	LG	TD
Owens, R.C.	55	1032	18.8	54	5
Stickles, Monty	43	794	18.5	54	5
Smith, J.D.	28	343	12.3	57	1
Thomas, Aaron	15	301	20.1	70t	2
Conner, Clyde	11	177	16.1	45	1
Casey, Bernie	10	185	18.5	51	1
Roberts, C.R.	10	83	8.3	19	0
Woodson, Abe	8	74	9.3	28	0
Lockett, J.W.	4	35	8.8		0
Messer, Dale	3	33	11.0	14	0
49ERS	187	3057	16.4	70t	15
OPPONENTS	196	2874	14.7	80t	18

	No	Yds	Avg	LG	TD
Baker, Dave	6	123	20.5	40	0
Johnson, Jimmy	5	116	23.2	63	0
Dove, Eddie	3	41	13.7	28	0
Harrison, Bob	2	14	7.0	9	0
Hazeltine, Matt	1	26	26.0	26	0
Woodson, Abe	1	2	2.0	2	0
Kelley, Gordon	1	0	0.0	0	0
49ERS	19	322	17.0	63	0
OPPONENTS	19	249	13.1	36	0

	No	Yds	Avg	LG	TD
Woodson, Abe	27	782	29.0	98t	1
Smith, J.D.	7	158	22.6	33	0
McIlhenny, Don	6	189	31.5	49	0
Cooper, Bill	3	44	14.7	20	0
Messer, Dale	3	36	12.0	14	0
Norton, Ray	1	60	60.0	60	0
Kammerer, Carlton	1	18	18.0	18	0
Lockett, J.W.	1	15	15.0	15	0
49ERS	49	1302	26.6	98t	1
OPPONENTS	58	1368	23.6	78	0

	No	FC	Yds	Avg	LG	TD
Woodson, Abe	16	3	172	10.8	80t	1
Dove, Eddie	6	8	49	8.2	20	0
Messer, Dale	2	4	11	5.5	6	0
49ERS	24	15	232	9.7	80t	1
OPPONENTS	32	6	269	8.4	39t	1

	No	Yds	Avg	LG	Blk
Davis, Tommy	50	2269	45.4	67	1
Kilmer, Billy	9	364	40.4	64	0
49ERS	59	2633	44.6	67	1
OPPONENTS	62	2725	44.0	64	0

	Att	Comp	Pct	Yds	LG	TD	Int	QB
Brodie, John	283	155	54.8	2588	70t	14	12	84.7
Kilmer, Billy	34	19	55.9	286	28	0	4	44.1
Waters, Bobby	28	13	46.4	183	26	1	2	50.2
Smith, J.D.	1	0	0.0	0	0	0	1	0.0
49ERS	346	187	54.1	3057	70t	15	19	75.5
OPPONENTS	380	196	51.6	2874	80t	18	19	71.5

1962 (6-8)

Howard W. Hickey, Coach

L	14	Chicago (46,052)/S-16	30
L	24	at Detroit (51,032)/S-23	45
W	21	Minnesota (38,407)/S-30	7
W	21	at Baltimore (54,148)/O-7	13
W	34	at Chicago (48,902)/O-14	27
L	13	at G.B. in Milwaukee (46,012)/O-21	31
L	14	Los Angeles Rams (51,033)/O-28	28
L	3	Baltimore (44,875)/N-4	22
L	24	Detroit (43,449)/N-11	38
W	24	at Los Angeles Rams (42,554)/N-18	17
W	24	at St. Louis (17,532)/N-25	17
W	35	at Minnesota (33,076)/D-2	12
L	21	Green Bay (53,769)/D-9	31
L	10	Cleveland (35,274)/D-15	13
282			331

TEAM STATISTICS		49ers	Opp
TOTAL FIRST DOWNS		239	240
By Rushing		112	107
By Passing		112	113
By Penalties		15	20
TOTAL YARDS GAINED		3941	4549
By Rushing		1873	2241
By Passing		2068	2308
TOTAL PLAYS FROM SCRIMMAGE		854	841
Rushes		460	464
Average Gain Per Rush		4.1	4.8
FORWARD PASSES ATTEMPTED		323	296
Number Completed		185	164
Per Cent Completed		57.3	55.4
Yards Lost Passing		423	186
Passes Had Intercepted		19	12
Yards Gained Per Pass		7.7	8.4
Yards Gained Per Completion		13.5	15.2
PUNTS		48	61
Total Yardage of Punts		2188	2721
Average Length		45.6	44.6
KICKOFF RETURNS		62	51
Total Yards Returned		1739	1140
Average Length of Return		28.0	22.4
PENALTIES		63	57
Yards Penalized		636	626
FUMBLES		24	22
Own Fumbles Recovered		10	14
Opponents' Fumbles Recovered		8	14
FIELD GOALS		10	12
Field Goals Attempted		23	20
TOTAL POINTS SCORED		282	331
Touchdowns Scored		36	42
Touchdowns Rushing		15	22
Touchdowns Passing		19	17
Touchdowns Returns		2	3
Extra Points		36	39
Field Goals		10	20
Safeties		0	2

SCORING	TDs	Ru	Pa	Int	Fu	KO	Pu	PAT	FG	S	Pts
Davis, Tommy	0	0	0	0	0	0	0	36/36	23/10	0	66
Smith, J.D.	7	6	1	0	0	0	0	0/0	0/0	0	42
Casey, Bernie	6	0	6	0	0	0	0	0/0	0/0	0	36
Kilmer, Billy	6	5	1	0	0	0	0	0/0	0/0	0	36
Brodie, John	4	4	0	0	0	0	0	0/0	0/0	0	24
Conner, Clyde	4	0	4	0	0	0	0	0/0	0/0	0	24
Johnson, Jimmy	4	0	4	0	0	0	0	0/0	0/0	0	24
Stickles, Monty	3	0	3	0	0	0	0	0/0	0/0	0	18
Woodson, Abe	2	0	0	0	1	0	1	0/0	0/0	0	12
49ERS	36	15	19	0	1	0	1	36/36	23/10	0	282
OPPONENTS	42	22	17	3	0	0	0	42/39	20/12	2	331

RUSHING	Att	Yds	Avg	Lg	TD
Smith, J.D.	258	907	3.5	28	6
Kilmer, Billy	93	478	5.1	35	5
Brodie, John	37	258	7.0	21	4
Gaiters, Bob	36	158	4.4	53	0
Waters, Bobby	12	42	3.5	14	0
Vollenweider, Jim	11	37	3.4	10	0
Roberts, C.R.	9	19	2.1	12	0
Cooper, Bill	2	-2	-1.0	2	0
Thomas, Aaron	1	-9	-9.0	-9	0
Winston, Lloyd	1	-15	-15.0	-15	0
49ERS	460	1873	4.1	53	15
OPPONENTS	464	2241	4.8	77t	21

RECEIVING	No	Yds	Avg	LG	TD
Casey, Bernie	53	819	15.5	48t	6
Johnson, Jimmy	34	627	18.4	80t	4
Conner, Clyde	24	240	10.0	18	4
Stickles, Monty	22	366	16.6	48	3
Smith, J.D.	21	197	9.4	47	1
Kilmer, Billy	16	152	9.5	70	1
Vollenweider, Jim	4	21	5.3	10	0
Messer, Dale	3	30	10.0	15	0
McFarland, Kay	3	24	8.0	16	0
Gaiters, Bob	2	13	6.5	13	0
Roberts, C.R.	2	0	0.0	1	0
Winston, Lloyd	1	2	2.0	2	0
49ERS	185	2491	13.5	80t	19
OPPONENTS	164	2494	15.2	73t	17

INTERCEPTIONS	No	Yds	Avg	LG	TD
Woodson, Abe	2	31	15.5	31	0
Hazeltine, Matt	2	24	12.0	12	0
Pine, Ed	2	16	8.0	13	0
Mertens, Jerry	2	0	0.0	0	0
Messer, Dale	1	35	35.0	35	0
Kammerer, Carlton	1	13	13.0	13	0
Ridlon, Jim	1	8	8.0	8	0
Dove, Eddie	1	0	0.0	0	0
49ERS	12	127	10.6	35	0
OPPONENTS	19	334	17.6	55t	3

KICKOFF RETURNS	No	Yds	Avg	LG	TD
Woodson, Abe	37	1157	31.3	79	0
Gaiters, Bob	11	273	24.8	47	0
Vollenweider, Jim	6	113	18.8	45	0
Messer, Dale	4	112	28.0	43	0
Winston, Lloyd	3	67	22.3	29	0
Cooper, Bill	1	17	17.0	17	0
49ERS	62	1739	28.1	79	0
OPPONENTS	51	1140	22.4	40	0

PUNT RETURNS	No	FC	Yds	Avg	LG	TD
Woodson, Abe	19	3	179	9.4	85t	1
Dove, Eddie	5	2	21	4.2	10	0
Messer, Dale	3	8	7	2.3	7	0
49ERS	27	13	207	7.7	85t	1
OPPONENTS	32	5	285	8.9	31	0

PUNTING	No	Yds	Avg	LG	Bik
Davis, Tommy	48	2188	45.6	82	0
49ERS	48	2188	45.6	82	0
OPPONENTS	61	2720	44.6	75	0

PASSING	Att	Comp	Pct	Yds	LG	TD	Int	QB
Brodie, John	304	175	57.6	2272	80t	18	16	79.0
Kilmer, Billy	13	8	61.5	191	73	1	3	91.5
Waters, Bobby	6	2	33.3	28	15	0	0	49.3
49ERS	323	185	57.3	2491	80t	19	19	77.0
OPPONENTS	296	164	55.4	2494	73t	17	12	85.6

1963 (2-12)

Coach*

L	20	Minnesota (30,781)/S-15	24
L	14	Baltimore (31,006)/S-22	20
L	14	at Minnesota (28,567)/S-29	45
L	3	at Detroit (44,088)/O-6	26
L	3	at Baltimore (56,962)/O-13	20
W	20	Chicago (35,837)/O-20	14
L	21	at Los Angeles Rams (45,532)/O-27	28
L	7	Detroit (33,511)/N-3	45
W	31	Dallas (29,563)/N-10	24
L	14	at New York Giants (62,982)/N-17	48
L	10	at G.B. in Milwaukee (45,905)/N-24	28
L	17	Los Angeles Rams (33,321)/D-1	21
L	7	at Chicago (46,994)/D-8	27
L	17	Green Bay (31,031)/D-14	21

198 391

*Coach Red Hickey resigned after third game and Jack Christiansen was appointed his successor.

TEAM STATISTICS	49ers	Opp
TOTAL FIRST DOWNS	183	304
By Rushing	87	121
By Passing	87	168
By Penalties	9	15
TOTAL YARDS GAINED	3281	5447
By Rushing	1454	2076
By Passing	1827	3371
TOTAL PLAYS FROM SCRIMMAGE	790	963
Rushes	406	488
Average Gain Per Rush	3.6	4.3
FORWARD PASSES ATTEMPTED	349	450
Number Completed	156	244
Per Cent Completed	44.7	54.2
Sacks/Yards Lost	35/263	25/210
Passes Had Intercepted	22	14
Yards Gained Per Pass	6.0	8.0
Yards Gained Per Completion	13.4	14.7
PUNTS	73	55
Total Yardage of Punts	3311	2371
Average Length	45.4	43.1
KICKOFF RETURNS	62	37
Total Yards Returned	1659	816
Average Length of Return	26.8	22.1
PENALTIES	51	73
Yards Penalized	439	667
FUMBLES	25	27
Own Fumbles Recovered	17	14
Opponents' Fumbles Recovered	13	8
FIELD GOALS	10	12
Field Goals Attempted	31	20
TOTAL POINTS SCORED	198	391
Touchdowns Scored	24	51
Touchdowns Rushing	8	20
Touchdowns Passing	13	27
Touchdowns Returns	3	4
Extra Points	24	50
Field Goals	10	20
Safeties	0	1

SCORING	TDs	Ru	Pa	Int	Fu	KO	Pu	PAT	FG	S	Pts
Davis, Tommy	0	0	0	0	0	0	0	24/24	31/10	0	54
Casey, Bernie	7	0	7	0	0	0	0	0/0	0/0	0	42
Smith, J.D.	6	5	1	0	0	0	0	0/0	0/0	0	36
Woodson, Abe	3	0	0	0	0	3	0	0/0	0/0	0	18
Knafelc, Gary	2	0	2	0	0	0	0	0/0	0/0	0	12
Lisbon, Don	2	0	2	0	0	0	0	0/0	0/0	0	12
Vollenweider, Jim	2	2	0	0	0	0	0	0/0	0/0	0	12
McFarland, Kay	1	0	1	0	0	0	0	0/0	0/0	0	6
Winston, Lloyd	1	1	0	0	0	0	0	0/0	0/0	0	6
49ERS	24	8	13	0	0	3	0	24/24	31/10	0	198
OPPONENTS	51	20	27	1	1	0	2	51/50	27/11	1	391

RUSHING	Att	Yds	Avg	Lg	TD
Smith, J.D.	162	560	3.5	52t	5
Lisbon, Don	109	399	3.7	25	0
Winston, Lloyd	27	127	4.7	38	1
Vollenweider, Jim	47	124	2.6	12	2
Perry, Joe	24	98	4.1	16	0
Brodie, John	7	63	9.0	24	0
McHan, Lamar	17	59	3.5	15	0
Lind, Mike	8	26	3.3	7	0
Waters, Bobby	5	-2	-0.4	8	0
49ERS	406	1454	3.6	52t	8
OPPONENTS	488	2076	4.3	51t	20

RECEIVING	No	Yds	Avg	LG	TD
Casey, Bernie	47	762	16.2	68t	7
Lisbon, Don	21	259	12.3	51	2
Knafelc, Gary	18	221	12.3	45t	2
Smith, J.D.	17	196	11.5	40	1
Conner, Clyde	16	247	15.4	42	0
Stickles, Monty	11	152	13.8	31	0
McFarland, Kay	11	126	11.5	33	1
Johnson, Jimmy	6	63	10.5	15	0
Perry, Joe	4	12	3.0	8	0
Lind, Mike	2	13	6.5	8	0
Winston, Lloyd	2	13	6.5	10	0
Vollenweider, Jim	1	26	26.0	26	0
49ERS	156	2090	13.4	68t	13
OPPONENTS	244	3581	14.7	70t	27

INTERCEPTIONS	No	Yds	Avg	LG	TD
Alexander, Kermit	5	72	14.4	38	0
Woodson, Abe	3	61	20.3	61	0
Johnson, Jimmy	2	36	18.0	36	0
Dowdle, Mike	2	6	3.0	6	0
Kimbrough, Elbert	1	45	45.0	45	0
Pine, Ed	1	1	1.0	1	0
49ERS	14	221	15.8	61	0
OPPONENTS	22	283	12.9	52	1

KICKOFF RETURNS	No	Yds	Avg	LG	TD
Woodson, Abe	29	935	32.2	103t	3
Alexander, Kermit	24	638	26.6	46	0
Vollenweider, Jim	4	75	18.8	23	0
Cooper, Bill	2	8	4.0	8	0
St.Clair, Bob	2	3	1.5	3	0
Stickles, Monty	1	0	0.0	0	0
49ERS	62	1659	26.8	103t	3
OPPONENTS	37	816	22.1	45	0

PUNT RETURNS	No	FC	Yds	Avg	LG	TD
Woodson, Abe	13	7	95	7.3	51	0
Messer, Dale	5	12	4	0.8	3	0
49ERS	18	19	99	5.5	51	0
OPPONENTS	50	5	587	11.7	90t	2

PUNTING	No	Yds	Avg	LG	Blk
Davis, Tommy	73	3311	45.4	64	2
49ERS	73	3311	45.4	64	2
OPPONENTS	55	2373	43.2	68	0

PASSING	Att	Comp	Pct	Yds	LG	TD	Int	QB
McHan, Lamar	195	83	42.6	1243	68t	8	11	54.3
Waters, Bobby	88	42	47.7	435	42	1	6	37.8
Brodie, John	61	30	49.2	367	44t	3	4	57.2
Lisbon, Don	2	1	50.0	45	45t	1	0	135.4
Davis, Tommy	1	0	0.0	0	0	0	0	39.6
Perry, Joe	1	0	0.0	0	0	0	0	39.6
Vollenweider, Jim	1	0	0.0	0	0	0	1	0.0
49ERS	349	156	44.7	2090	68t	13	22	50.4
OPPONENTS	450	244	54.2	3581	70t	27	14	87.5

1964 (4-10)

Jack Christiansen, Coach

L	17	Detroit (33,204)/S-13	26
W	28	at Philadelphia (57,352)/S-20	24
L	13	St. Louis (30,969)/S-27	23
W	31	Chicago (33,132)/O-4	21
L	14	at G.B. in Milwaukee (47,380)/O-11	24
L	14	at Los Angeles Rams (54,355)/O-18	42
L	22	Minnesota (31,845)/O-25	27
L	7	at Baltimore (60,213)/N-1	37
L	7	at Minnesota (40,408)/N-8	24
W	24	Green Bay (38,483)/N-15	14
L	21	at Chicago (46,772)/N-22	23
L	3	Baltimore (33,642)/N-29	14
W	28	Los Angeles Rams (31,791)/D-6	7
L	7	at Detroit (41,854)/D-13	24
236			330

TEAM STATISTICS	49ers	Opp
TOTAL FIRST DOWNS	233	255
By Rushing	76	90
By Passing	136	138
By Penalties	21	27
TOTAL YARDS GAINED	4073	4404
By Rushing	1332	1560
By Passing	2741	2844
TOTAL PLAYS FROM SCRIMMAGE	871	920
Rushes	383	443
Average Gain Per Rush	3.5	3.5
FORWARD PASSES ATTEMPTED	461	434
Number Completed	225	232
Per Cent Completed	48.8	53.5
Sacks/Yards Lost	27/249	43/297
Passes Had Intercepted	22	15
Yards Gained Per Pass	6.5	7.2
Yards Gained Per Completion	13.3	13.5
PUNTS	79	76
Total Yardage of Punts	3603	3481
Average Length	45.6	45.8
KICKOFF RETURNS	57	37
Total Yards Returned	1393	883
Average Length of Return	24.4	23.9
PENALTIES	79	76
Yards Penalized	741	783
FUMBLES	42	33
Own Fumbles Recovered	18	19
Opponents' Fumbles Recovered	14	24
FIELD GOALS	8	17
Field Goals Attempted	25	34
TOTAL POINTS SCORED	236	330
Touchdowns Scored	30	40
Touchdowns Rushing	11	11
Touchdowns Passing	18	23
Touchdowns Returns	1	6
Extra Points	30	39
Field Goals	8	20
Safetyes	1	0

SCORING	TDs	Ru	Pa	Int	Fu	KO	Pu	PAT	FG	S	Pts
Davis, Tommy	0	0	0	0	0	0	0	30/30	25/8	0	54
<i>Parks, Dave</i>	8	0	8	0	0	0	0	0/0	0/0	0	48
Lind, Mike	7	7	0	0	0	0	0	0/0	0/0	0	42
Casey, Bernie	4	0	4	0	0	0	0	0/0	0/0	0	24
Stickles, Monty	3	0	3	0	0	0	0	0/0	0/0	0	18
Brodie, John	2	2	0	0	0	0	0	0/0	0/0	0	12
Kopay, Dave	2	0	2	0	0	0	0	0/0	0/0	0	6
Alexander, Kermit	1	0	0	0	0	0	1	0/0	0/0	0	6
Lewis, Gary	1	1	0	0	0	0	0	0/0	0/0	0	6
Johnson, Rudy	1	1	0	0	0	0	0	0/0	0/0	0	6
Lisbon, Don	1	0	1	0	0	0	0	0/0	0/0	0	6
Team	0	0	0	0	0	0	0	0/0	0/0	0	2
49ERS	30	11	18	0	0	0	1	30/30	25/8	0	236
OPPONENTS	40	11	23	2	2	0	2	40/39	34/17	0	330

RUSHING	Att	Yds	Avg	LG	TD
<i>Kopay, Dave</i>	75	271	3.6	18	0
Lind, Mike	100	256	2.6	21	7
<i>Mira, George</i>	18	177	9.8	37	0
Lisbon, Don	55	162	3.0	14	0
Brodie, John	27	135	5.0	38	2
Lewis, Gary	43	115	2.7	17	1
Kilmer, Billy	36	113	3.1	14	0
Smith, J.D.	13	55	4.2	16	0
Johnson, Rudy	16	48	3.0	24	1
49ERS	383	1332	3.5	38	11
OPPONENTS	442	1560	3.5	32	11

RECEIVING	No	Yds	Avg	LG	TD
Casey, Bernie	58	808	13.9	68t	4
Stickles, Monty	40	685	17.1	53t	3
<i>Parks, Dave</i>	36	703	19.5	83t	8
Lind, Mike	25	178	7.1	26	0
<i>Kopay, Dave</i>	20	135	6.8	30	2
Lisbon, Don	13	104	8.0	39t	1
Kilmer, Billy	11	136	12.4	35	0
Lewis, Gary	7	73	10.4	47	0
McFarland, Kay	5	67	13.4	33	0
Johnson, Rudy	5	21	4.2	12	0
Messer, Dale	4	72	18.0	28	0
Poole, Bob	1	8	8.0	8	0
49ERS	225	2990	13.3	83t	18
OPPONENTS	232	3135	13.5	82t	23

INTERCEPTIONS	No	Yds	Avg	LG	TD
Alexander, Kermit	5	65	13.0	24	0
Johnson, Jimmy	3	65	21.7	43	0
Kimbrough, Elbert	2	3	1.5	3	0
Woodson, Abe	2	1	0.5	1	0
Dowdle, Mike	1	14	14.0	14	0
<i>Wilcox, Dave</i>	1	6	6.0	6	0
Hazeltine, Matt	1	1	1.0	1	0
49ERS	15	155	10.3	43	0
OPPONENTS	22	530	24.1	97t	2

KICKOFF RETURNS	No	Yds	Avg	LG	TD
Woodson, Abe	32	880	27.5	70	0
Alexander, Kermit	20	483	24.2	44	0
<i>Kopay, Dave</i>	2	30	15.0	16	0
Lewis, Gary	1	0	0.0	0	0
Pine, Ed	1	0	0.0	0	0
Thomas, John	1	0	0.0	0	0
49ERS	57	1393	24.4	70	0
OPPONENTS	37	883	23.9	41	0

PUNT RETURNS	No	FC	Yds	Avg	LG	TD
Alexander, Kermit	21	5	189	9.0	70t	1
Woodson, Abe	22	8	133	6.1	26	0
49ERS	43	13	322	7.5	70t	1
OPPONENTS	50	5	540	10.8	68t	2

PUNTING	No	Yds	Avg	LG	Bik
Davis, Tommy	79	3599	45.6	68	0
49ERS	79	3599	45.6	68	0
OPPONENTS	75	3426	45.7	74	0

PASSING	Att	Comp	Pct	Yds	LG	TD	Int	QB
Brodie, John	392	193	49.2	2498	83t	14	16	64.6
<i>Mira, George</i>	53	23	43.4	331	79t	2	5	37.5
Kilmer, Billy	14	8	57.1	92	24	1	1	71.1
Lind, Mike	1	1	100.0	69	69t	1	0	158.3
<i>Kopay, Dave</i>	1	0	0.0	0	0	0	0	39.6
49ERS	461	225	48.8	2990	83t	18	22	62.9
OPPONENTS	434	232	53.5	3135	82t	23	16	79.0

Rookie Names in *Italic*

1965 (7-6-1)

Jack Christiansen, Coach

W	52	Chicago (31,211)/S-19	24
W	27	Pittsburgh (28,161)/S-26	17
L	24	at Baltimore (57,342)/O-3	27
L	10	at Green Bay (50,858)/O-10	27
W	45	at Los Angeles Rams (34,703)/O-17	21
L	41	Minnesota (40,673)/O-24	42
L	28	Baltimore (43,575)/O-31	34
L	31	at Dallas (30,531)/N-7	39
W	27	at Detroit (52,570)/N-14	21
W	30	Los Angeles Rams (39,253)/N-21	27
W	45	at Minnesota (36,748)/N-28	24
W	17	Detroit (38,483)/D-5	14
L	20	at Chicago (43,400)/D-12	61
T	24	Green Bay (45,710)/D-19	24
421			402

TEAM STATISTICS

	49ers	Opp
TOTAL FIRST DOWNS	292	259
By Rushing	97	94
By Passing	172	139
By Penalties	23	26
TOTAL YARDS GAINED	5270	4640
By Rushing	1783	1535
By Passing	3487	3105
TOTAL PLAYS FROM SCRIMMAGE	901	878
Rushes	428	405
Average Gain Per Rush	4.2	3.8
FORWARD PASSES ATTEMPTED	454	448
Number Completed	272	225
Per Cent Completed	59.9	50.2
Sacks/Yards Lost	19/146	25/197
Passes Had Intercepted	21	13
Yards Gained Per Pass	8.0	7.4
Yards Gained Per Completion	13.4	14.7
PUNTS	54	62
Total Yardage of Punts	2474	2598
Average Length	45.8	41.9
KICKOFF RETURNS	59	59
Total Yards Returned	1276	1566
Average Length of Return	21.6	26.1
PENALTIES	79	71
Yards Penalized	785	727
FUMBLES	33	34
Own Fumbles Recovered	14	17
Opponents' Fumbles Recovered	17	19
FIELD GOALS	17	14
Field Goals Attempted	27	27
TOTAL POINTS SCORED	421	402
Touchdowns Scored	53	52
Touchdowns Rushing	13	20
Touchdowns Passing	35	24
Touchdowns Returns	5	8
Extra Points	52	48
Field Goals	17	14
Safeties	0	0

SCORING

	TDs	Ru	Pa	Int	Fu	KO	Pu	PAT	FG	S	Pts
Davis, Tommy	0	0	0	0	0	0	0	53/52	27/17	0	103
Parks, Dave	12	0	12	0	0	0	0	0/0	0/0	0	72
Crow, John David	9	2	7	0	0	0	0	0/0	0/0	0	54
Willard, Ken	9	5	4	0	0	0	0	0/0	0/0	0	54
Casey, Bernie	8	0	8	0	0	0	0	0/0	0/0	0	48
Kopay, Dave	4	2	1	0	1	0	0	0/0	0/0	0	24
Lewis, Gary	3	3	0	0	0	0	0	0/0	0/0	0	18
Brodie, John	1	1	0	0	0	0	0	0/0	0/0	0	6
Burke, Vern	1	0	1	0	0	0	0	0/0	0/0	0	6
Chapple, Jack	1	0	0	0	1	0	0	0/0	0/0	0	6
Krueger, Charlie	1	0	0	0	1	0	0	0/0	0/0	0	6
McFarland, Kay	1	0	1	0	0	0	0	0/0	0/0	0	6
Miller, Clark	1	0	0	0	1	0	0	0/0	0/0	0	6
Stickles, Monty	1	0	1	0	0	0	0	0/0	0/0	0	6
Wilcox, Dave	1	0	0	0	1	0	0	0/0	0/0	0	6
49ERS	53	13	35	0	5	0	1	53/52	27/17	0	421
OPPONENTS	52	20	24	3	3	1	1	52/48	27/14	0	402

Rookie Names in *Italic*

	Att	Yds	Avg	Lg	TD
RUSHING					
Willard, Ken	189	778	4.1	32	5
Crow, John David	132	514	3.9	30	2
Lewis, Gary	52	256	4.9	60t	3
Kopay, Dave	28	81	2.9	10	2
Mira, George	5	64	12.8	25	0
Brodie, John	15	60	4.0	13	1
Davis, Tommy	1	21	21.0	21	0
Johnson, Rudy	6	9	1.5	4	0
49ERS	428	1783	4.2	60t	13
OPPONENTS	405	1535	3.8	50t	20

	No	Yds	Avg	LG	TD
RECEIVING					
Parks, Dave	80	1344	16.8	53t	12
Casey, Bernie	59	765	13.0	59t	8
Stickles, Monty	35	343	9.8	22	1
Willard, Ken	32	253	7.9	29t	4
Crow, John David	28	493	17.6	54	7
Kopay, Dave	11	147	13.4	44	1
Lewis, Gary	10	25	2.5	12	0
McFarland, Kay	8	106	13.3	35t	1
Johnson, Rudy	3	49	16.3	28	0
Messer, Dale	2	41	20.5	37	0
Burke, Vern	2	38	19.0	27t	1
Poole, Bob	2	29	14.5	15	0
49ERS	272	3633	13.4	59t	35
OPPONENTS	225	3290	14.6	80t	24

	No	Yds	Avg	LG	TD
INTERCEPTIONS					
Johnson, Jimmy	6	47	7.8	26	0
Alexander, Kermit	3	23	7.7	15	0
Kimbrough, Elbert	2	5	2.5	5	0
Wilcox, Dave	1	16	16.0	16	0
Hazeltine, Matt	1	6	6.0	6	0
49ERS	13	97	7.5	26	0
OPPONENTS	21	232	11.1	33	3

	No	Yds	Avg	LG	TD
KICKOFF RETURNS					
Alexander, Kermit	32	741	23.2	46	0
Lewis, Gary	15	355	23.7	39	0
Johnson, Rudy	4	71	17.8	27	0
Swinford, Wayne	4	61	15.3	22	0
Messer, Dale	1	27	27.0	27	0
Kopay, Dave	1	21	21.0	21	0
Cerne, Joe	1	0	0.0	0	0
Rubke, Karl	1	0	0.0	0	0
49ERS	59	1276	21.6	46	0
OPPONENTS	59	1566	26.5	99t	1

	No	FC	Yds	Avg	LG	TD
PUNT RETURNS						
Alexander, Kermit	35	7	262	7.5	40	0
Swinford, Wayne	2	11	18	9.0	18	0
Lewis, Gary	1	0	3	3.0	3	0
49ERS	38	18	283	7.5	40	0
OPPONENTS	33	7	408	12.4	85t	1

	No	Yds	Avg	LG	Blk
PUNTING					
Davis, Tommy	54	2471	45.8	65	0
49ERS	54	2471	45.8	65	0
OPPONENTS	62	2599	41.9	90	0

	Att	Comp	Pct	Yds	LG	TD	Int	QB
PASSING								
Brodie, John	391	242	61.9	3112	59t	30	16	95.3
Mira, George	58	28	48.3	460	46	4	3	76.8
Crow, John David	4	2	50.0	61	45t	1	1	95.8
Willard, Ken	1	0	0.0	0	0	0	1	0.0
49ERS	454	272	59.9	3633	59t	35	21	91.8
OPPONENTS	447	225	50.3	3290	80t	24	13	80.5

1966 (6-6-2)

Jack Christiansen, Coach

T	20	Minnesota (29,312)/S-11	20
L	14	at Baltimore (56,715)/S-25	36
L	3	at Los Angeles Rams (45,642)/S-30	34
W	21	Green Bay (39,290)/O-9	20
W	44	at Atlanta (54,788)/O-16	7
W	27	Detroit (36,745)/O-23	24
L	3	at Minnesota (45,007)/O-30	28
W	21	Los Angeles Rams (35,372)/N-6	13
T	30	at Chicago (47,079)/N-13	30
L	34	Philadelphia (31,993)/N-20	35
W	41	at Detroit (53,189)/N-24	14
L	7	at G.B. in Milwaukee (48,725)/D-4	20
W	41	Chicago (37,170)/D-11	14
L	14	Baltimore (40,005)/D-18	30
320			325

TEAM STATISTICS

	49ers	Opp
TOTAL FIRST DOWNS	282	238
By Rushing	101	88
By Passing	153	126
By Penalties	28	24
TOTAL YARDS GAINED	4391	4179
By Rushing	1377	1629
By Passing	3014	2550
TOTAL PLAYS FROM SCRIMPAGE	952	868
Rushes	422	414
Average Gain Per Rush	4.2	3.9
FORWARD PASSES ATTEMPTED	500	414
Number Completed	261	206
Per Cent Completed	52.2	49.8
Sacks/Yards Lost	38/352	40/345
Passes Had Intercepted	26	18
Yards Gained Per Pass	6.5	7.0
Yards Gained Per Completion	12.4	14.1
PUNTS	70	76
Total Yardage of Punts	2854	3130
Average Length	40.6	41.2
KICKOFF RETURNS	56	59
Total Yards Returned	1326	1343
Average Length of Return	23.7	22.8
PENALTIES	86	91
Yards Penalized	819	938
FUMBLES	26	24
Own Fumbles Recovered	14	13
Opponents' Fumbles Recovered	11	12
FIELD GOALS	16	16
Field Goals Attempted	31	31
TOTAL POINTS SCORED	320	325
Touchdowns Scored	39	40
Touchdowns Rushing	12	15
Touchdowns Passing	21	22
Touchdowns Returns	6	3
Extra Points	38	37
Field Goals	16	16
Safetyes	0	0

SCORING

	TDs	Ru	Pa	Int	Fu	KO	Pu	PAT	FG	S	Pts
Davis, Tommy	0	0	0	0	0	0	0	39/38	31/16	0	86
Willard, Ken	7	5	2	0	0	0	0	0/0	0/0	0	42
Parks, Dave	5	0	5	0	0	0	0	0/0	0/0	0	30
Crow, John David	4	1	3	0	0	0	0	0/0	0/0	0	24
Brodie, John	3	3	0	0	0	0	0	0/0	0/0	0	18
Kramer, Kent	3	0	3	0	0	0	0	0/0	0/0	0	18
Lewis, Gary	3	2	1	0	0	0	0	0/0	0/0	0	18
Alexander, Kermit	2	0	0	0	1	0	1	0/0	0/0	0	12
Kopay, Dave	2	1	1	0	0	0	0	0/0	0/0	0	12
Stickles, Monty	2	0	2	0	0	0	0	0/0	0/0	0	12
Casey, Bernie	1	0	1	0	0	0	0	0/0	0/0	0	6
Dowdle, Mike	1	0	0	1	0	0	0	0/0	0/0	0	6
Hazeltine, Matt	1	0	0	0	1	0	0	0/0	0/0	0	6
Jackson, Jim	1	0	1	0	0	0	0	0/0	0/0	0	6
Johnson, Jimmy	1	0	0	1	0	0	0	0/0	0/0	0	6
McFarland, Kay	1	0	1	0	0	0	0	0/0	0/0	0	6

Rookie Names in Italic

(continued)

SCORING	TDs	Ru	Pa	Int	Fu	KO	Pu	PAT	FG	S	Pts
Randolph, Alvin	1	0	0	1	0	0	0	0/0	0/0	0	6
Witcher, Dick	1	0	1	0	0	0	0	0/0	0/0	0	6
49ERS	39	12	21	3	2	0	1	39/38	31/16	0	320
OPPONENTS	40	15	22	1	0	1	1	40/37	31/16	0	325

RUSHING	Att	Yds	Avg	Lg	TD
Willard, Ken	191	763	4.0	49	5
Crow, John David	121	477	3.9	31	1
Kopay, Dave	47	204	4.3	32	1
Lewis, Gary	36	130	3.6	15	2
Mira, George	10	103	10.3	38	0
Davis, Tommy	3	43	14.3	22	0
Casey, Bernie	1	23	23.0	23	0
Kilmer, Billy	3	23	7.7	13	0
Brodie, John	5	18	3.6	7	3
Jackson, Jim	4	7	1.8	4	0
Parks, Dave	1	-1	-1.0	-1	0
49ERS	422	1790	4.2	49	12
OPPONENTS	413	1629	3.9	45	15

RECEIVING	No	Yds	Avg	LG	TD
Parks, Dave	66	974	14.8	65t	5
Casey, Bernie	50	669	13.4	32	1
Willard, Ken	42	351	8.4	62	2
Crow, John David	30	341	11.4	54	3
Stickles, Monty	27	315	11.7	38	2
McFarland, Kay	13	219	16.9	43	1
Witcher, Dick	10	115	11.5	24	1
Kopay, Dave	10	67	6.7	29t	1
Lewis, Gary	7	44	6.3	18t	1
Kramer, Kent	5	81	16.2	24	3
Jackson, Jim	1	63	63.0	63t	1
49ERS	261	3239	12.4	65t	21
OPPONENTS	206	2895	14.1	83t	18

INTERCEPTIONS	No	Yds	Avg	LG	TD
Alexander, Kermit	4	73	18.3	55	0
Johnson, Jimmy	4	57	14.3	35t	1
Randolph, Alvin	3	138	46.0	94t	1
Kimbrough, Elbert	3	60	20.0	44	0
Donnelly, George	2	16	8.0	16	0
Dowdle, Mike	1	27	27.0	27t	1
Hazeltine, Matt	1	8	8.0	8	0
49ERS	18	379	21.1	94t	3
OPPONENTS	26	334	12.9	50	1

KICKOFF RETURNS	No	Yds	Avg	LG	TD
Alexander, Kermit	37	984	26.6	56	0
Jackson, Jim	8	162	20.3	28	0
Swinford, Wayne	4	73	18.3	21	0
Lewis, Gary	3	65	21.7	32	0
Kopay, Dave	2	20	10.0	11	0
Phillips, Mel	1	20	20.0	20	0
Hindman, Stan	1	2	2.0	2	0
49ERS	56	1326	23.7	56	0
OPPONENTS	59	1343	22.8	81	1

PUNT RETURNS	No	FC	Yds	Avg	LG	TD
Alexander, Kermit	30	3	198	6.6	44t	1
Swinford, Wayne	8	6	12	1.5	7	0
Kopay, Dave	4	7	28	7.0	10	0
Jackson, Jim	2	0	0	0.0	0	0
Donnelly, George	1	0	0	0.0	0	0
49ERS	45	16	238	5.3	44t	1
OPPONENTS	33	13	368	11.2	79t	1

PUNTING	No	Yds	Avg	LG	Bik
Davis, Tommy	63	2609	41.4	60	0
Kilmer, Billy	7	245	35.0	45	0
49ERS	70	2854	40.8	60	0
OPPONENTS	76	3130	41.2	66	0

PASSING	Att	Comp	Pct	Yds	LG	TD	QB	
Brodie, John	427	232	54.3	2810	65t	16	22	65.8
Mira, George	53	22	41.5	284	29	5	2	74.7
Kilmer, Billy	16	5	31.3	84	26	0	1	24.0
Crow, John David	4	2	50.0	61	46	0	1	56.3
49ERS	500	261	52.2	3239	65t	21	26	64.9
OPPONENTS	414	206	49.8	2895	83t	18	18	69.0

2013 Media Guide

1967 (7-7)			
Jack Christiansen, Coach			
W	27	at Minnesota (39,638)/S-17	21
W	38	Atlanta (30,207)/S-24	7
L	7	at Baltimore (60,238)/O-1	41
W	27	at Los Angeles Rams (60,424)/O-8	24
W	28	at Philadelphia (60,825)/O-15	27
W	27	New Orleans (34,285)/O-22	13
L	3	Detroit (37,990)/O-29	45
L	7	Los Angeles Rams (53,194)/N-5	17
L	28	at Washington (50,326)/N-12	31
L	0	at Green Bay (50,861)/N-19	13
L	9	Baltimore (44,815)/N-26	26
L	14	Chicago (25,613)/D-3	28
W	34	at Atlanta (51,798)/D-10	28
W	24	Dallas (27,182)/D-16	16
273			337

TEAM STATISTICS		49ers	Opp
TOTAL FIRST DOWNS			
	By Rushing	101	92
	By Passing	121	128
	By Penalties	20	17
TOTAL YARDS GAINED			
	By Rushing	1764	1698
	By Passing	2654	2346
TOTAL PLAYS FROM SCRIMMAGE			
	Rushes	434	407
	Average Gain Per Rush	4.1	4.1
FORWARD PASSES ATTEMPTED			
	Number Completed	228	212
	Per Cent Completed	48.6	52.6
	Sacks/Yards Lost	26/208	48/409
	Passes Had Intercepted	26	16
	Yards Gained Per Pass	6.1	5.8
	Yards Gained Per Completion	12.6	13.0
PUNTS			
	Total Yardage of Punts	2745	3063
	Average Length	37.6	43.8
KICKOFF RETURNS			
	Total Yards Returned	1326	1311
	Average Length of Return	23.7	24.3
PENALTIES			
	Yards Penalized	931	596
FUMBLES			
	Own Fumbles Recovered	10	11
	Opponents' Fumbles Recovered	13	10
FIELD GOALS			
	Field Goals Attempted	33	35
TOTAL POINTS SCORED			
	Touchdowns Scored	33	41
	Touchdowns Rushing	16	17
	Touchdowns Passing	16	19
	Touchdowns Returns	1	5
	Extra Points	33	40
	Field Goals	14	17
	Safeties	0	0

SCORING	TDs	Ru	Pa	Int	Fu	KO	Pu	PAT	FG	S	Pts
Davis, Tommy	0	0	0	0	0	0	0	33/33	33/14	0	75
Lewis, Gary	7	6	1	0	0	0	0	0/0	0/0	0	42
Willard, Ken	6	5	1	0	0	0	0	0/0	0/0	0	36
Crow, John David	5	2	3	0	0	0	0	0/0	0/0	0	30
Randle, Sonny	4	0	4	0	0	0	0	0/0	0/0	0	24
Windsor, Bob	3	0	2	0	1	0	0	0/0	0/0	0	18
Witcher, Dick	3	0	3	0	0	0	0	0/0	0/0	0	18
Cunningham, Doug	2	2	0	0	0	0	0	0/0	0/0	0	12
Parks, Dave	2	0	2	0	0	0	0	0/0	0/0	0	12
Brodie, John	1	1	0	0	0	0	0	0/0	0/0	0	6
49ERS	33	16	16	0	1	0	0	33/33	33/14	0	273
OPPONENTS	41	17	19	3	0	1	1	41/40	35/17	0	337

RUSHING	Att	Yds	Avg	Lg	TD
Willard, Ken	169	510	3.0	20	5
Crow, John David	113	479	4.2	39	2
Lewis, Gary	67	342	5.1	52	6
Cunningham, Doug	43	212	4.9	64t	2
Brodie, John	20	147	7.4	15	1
Mira, George	7	23	3.3	9	0
Kopay, Dave	6	21	3.5	10	0
<i>Spurrier, Steve</i>	5	18	3.6	9	0
Windsor, Bob	1	7	7.0	7	0
Tucker, Bill	3	5	1.7	3	0
49ERS	434	1764	4.1	64t	16
OPPONENTS	407	1698	4.1	73	17

RECEIVING	No	Yds	Avg	LG	TD
Witcher, Dick	46	705	15.3	63t	3
Randle, Sonny	33	502	15.2	58	4
Crow, John David	31	373	12.0	59t	3
Parks, Dave	26	313	12.0	43	2
Willard, Ken	23	242	10.5	25	1
Windsor, Bob	21	254	12.1	55t	2
Lewis, Gary	21	218	10.4	32t	1
Cunningham, Doug	13	121	9.3	29	0
Stickles, Monty	7	86	12.3	19	0
Tucker, Bill	2	22	11.0	12	0
Myers, Chip	2	13	6.5	8	0
Kopay, Dave	2	11	5.5	11	0
Olerich, Dave	1	2	2.0	2	0
49ERS	228	2862	12.6	63t	16
OPPONENTS	212	2755	13.0	82t	19

INTERCEPTIONS	No	Yds	Avg	LG	TD
Alexander, Kermit	5	72	14.4	48	0
Gonsoulin, Austin	3	9	3.0	5	0
Johnson, Jimmy	2	68	34.0	38	0
Wilcox, Dave	2	17	8.5	17	0
Jackson, Jim	1	22	22.0	22	0
Nunley, Frank	1	7	7.0	7	0
Miller, Clark	1	3	3.0	3	0
Phillips, Mel	1	0	0.0	0	0
49ERS	16	198	12.4	48	0
OPPONENTS	26	292	11.2	37	3

KICKOFF RETURNS	No	Yds	Avg	LG	TD
Cunningham, Doug	31	826	26.7	94	0
Tucker, Bill	9	199	22.1	26	0
Lewis, Gary	9	190	21.1	33	0
Swinford, Wayne	2	51	25.5	32	0
Nunley, Frank	2	0	0.0	0	0
Kopay, Dave	1	21	21.0	21	0
Windsor, Bob	1	21	21.0	21	0
Alexander, Kermit	1	18	18.0	18	0
49ERS	56	1326	23.7	94	0
OPPONENTS	54	1311	24.3	97t	1

PUNT RETURNS	No	FC	Yds	Avg	LG	TD
Cunningham, Doug	27	7	249	9.2	57	0
Alexander, Kermit	6	1	64	10.7	31	0
Tucker, Bill	1	0	1	1.0	1	0
Gonsoulin, Austin	1	0	0	0.0	0	0
Lewis, Gary	0	1	0	0.0	0	0
49ERS	35	9	314	9.0	57	0
OPPONENTS	29	18	175	6.0	58t	1

PUNTING	No	Yds	Avg	LG	Bik
<i>Spurrier, Steve</i>	73	2745	37.6	61	1
49ERS	73	2745	37.6	61	1
OPPONENTS	70	3063	43.8	60	0

PASSING	Att	Comp	Pct	Yds	LG	TD	Int	QB
Brodie, John	349	168	48.1	2013	63t	11	22	50.5
Mira, George	65	35	53.9	592	58	5	2	97.7
<i>Spurrier, Steve</i>	50	23	46.0	211	21	0	1	49.7
Crow, John David	5	2	40.0	46	25	0	1	34.2
49ERS	469	228	48.6	2862	63t	16	26	56.3
OPPONENTS	403	212	52.6	2755	82t	19	16	73.6

1968 (7-6-1)

Dick Nolan, Coach

L	10	at Baltimore (56,864)/S-15	27
W	35	St. Louis (27,557)/S-22	17
W	28	Atlanta (27,477)/S-29	13
L	10	at Los Angeles Rams (69,520)/O-6	24
L	14	Baltimore (32,822)/O-13	42
W	26	at New York Giants (62,958)/O-20	10
W	14	at Detroit (53,555)/O-27	7
L	21	Cleveland (31,359)/N-3	33
L	19	at Chicago (46,978)/N-10	27
T	20	Los Angeles Rams (41,815)/N-17	20
W	45	at Pittsburgh (21,408)/N-24	28
W	27	Green Bay (47,218)/D-1	20
L	20	Minnesota (29,049)/D-8	30
W	14	at Atlanta (44,977)/D-15	12
303			310

TEAM STATISTICS		49ers	Opp
TOTAL FIRST DOWNS		260	250
By Rushing		98	111
By Passing		141	124
By Penalties		21	15
TOTAL YARDS GAINED		4709	4020
By Rushing		1784	1706
By Passing		2925	2244
TOTAL PLAYS FROM SCRIMMAGE		887	896
Rushes		443	445
Average Gain Per Rush		4.0	4.0
FORWARD PASSES ATTEMPTED		417	416
Number Completed		239	291
Per Cent Completed		57.3	48.4
Sacks/Yards Lost		27/182	35/304
Passes Had Intercepted		23	20
Yards Gained Per Pass		6.5	4.9
Yards Gained Per Completion		13.0	12.7
PUNTS		68	68
Total Yardage of Punts		2651	2856
Average Length		39.0	42.0
KICKOFF RETURNS		60	54
Total Yards Returned		1064	1163
Average Length of Return		17.7	20.8
PENALTIES		90	71
Yards Penalized		794	656
FUMBLES		26	22
Own Fumbles Recovered		12	11
Opponents' Fumbles Recovered		11	14
FIELD GOALS		11	22
Field Goals Attempted		24	32
TOTAL POINTS SCORED		303	310
Touchdowns Scored		39	35
Touchdowns Rushing		11	12
Touchdowns Passing		24	19
Touchdowns Returns		4	4
Extra Points		36	34
Field Goals		11	22
Safeties		0	0

SCORING	TDs	Ru	Pa	Int	Fu	KO	Pu	PAT	FG	S	Pts
Davis, Tommy	0	0	0	0	0	0	0	28/28	16/9	0	55
McNeil, Clifton	7	0	7	0	0	0	0	0/0	0/0	0	42
Tucker, Bill	7	3	4	0	0	0	0	0/0	0/0	0	42
Willard, Ken	7	7	0	0	0	0	0	0/0	0/0	0	42
Crow, John David	5	0	5	0	0	0	0	0/0	0/0	0	30
Lewis, Gary	4	1	3	0	0	0	0	0/0	0/0	0	24
Patera, Dennis	0	0	0	0	0	0	0	11/8	8/2	0	14
Windsor, Bob	2	0	2	0	0	0	0	0/0	0/0	0	12
Witcher, Dick	2	0	1	0	1	0	0	0/0	0/0	0	12
Alexander, Kermit	1	0	0	1	0	0	0	0/0	0/0	0	6
Belk, Bill	1	0	0	1	0	0	0	0/0	0/0	0	6
Hindman, Stan	1	0	0	1	0	0	0	0/0	0/0	0	6
McFarland, Kay	1	0	1	0	0	0	0	0/0	0/0	0	6
Randle, Sonny	1	0	1	0	0	0	0	0/0	0/0	0	6
49ERS	39	11	24	3	1	0	0	39/36	24/11	0	303
OPPONENTS*	35	12	19	1	1	1	0	35/34	32/22	0	310

* had one ret. of blkd FGA

Rookie Names in *Italic*

RUSHING	Att	Yds	Avg	LG	TD
Willard, Ken	227	967	4.3	69t	7
Lewis, Gary	141	573	4.1	22	1
Tucker, Bill	30	135	4.5	18	3
Brodie, John	18	71	3.9	15	0
Daniels, Clem	12	37	3.1	11	0
Cunningham, Doug	6	7	1.2	5	0
Mira, George	1	5	5.0	5	0
Crow, John David	4	4	1.0	3	0
Lee, Dwight	2	1	0.5	1	0
McNeil, Clifton	1	-1	-1.0	-1	0
Spurrier, Steve	1	-15	-15.0	-15	0
49ERS	443	1784	4.0	69t	11
OPPONENTS	447	1766	4.0	32	15

RECEIVING	No	Yds	Avg	LG	TD
McNeil, Clifton	71	994	14.0	65t	7
Witcher, Dick	39	531	13.6	59t	1
Willard, Ken	36	232	6.4	20	0
Crow, John David	31	531	17.1	54t	5
Lewis, Gary	27	244	9.0	33	3
Tucker, Bill	15	197	13.1	59t	4
Windsor, Bob	8	146	18.3	62	2
McFarland, Kay	5	140	28.0	65	1
Randle, Sonny	3	44	14.7	29t	1
Cunningham, Doug	2	25	12.5	16	0
Daniels, Clem	2	23	11.5	16	0
49ERS	239	3107	13.0	65t	24
OPPONENTS	201	2547	12.7	60	19

INTERCEPTIONS	No	Yds	Avg	LG	TD
Alexander, Kermit	9	155	17.2	66t	1
Randolph, Alvin	4	60	15.0	40	0
Beard, Ed	2	93	46.5	69	0
Fuller, Johnny	2	3	1.5	3	0
Hindman, Stan	1	25	25.0	25t	1
Johnson, Jimmy	1	25	25.0	25	0
Belk, Bill	1	6	6.0	6t	1
49ERS	20	367	18.4	69	3
OPPONENTS	23	390	17.0	90	1

KICKOFF RETURNS	No	Yds	Avg	LG	TD
Alexander, Kermit	20	300	15.0	35	0
Cunningham, Doug	14	286	20.4	38	0
Daniels, Clem	10	266	26.6	29	0
Tucker, Bill	5	103	20.6	30	0
Lee, Dwight	2	43	21.5	22	0
Hays, Harold	2	21	10.5	13	0
Nunley, Frank	2	0	0.0	0	0
Fuller, Johnny	1	23	23.0	23	0
Banaszek, Cas	1	15	15.0	15	0
Olerich, Dave	1	4	4.0	4	0
Hart, Tommy	1	3	3.0	3	0
Peoples, Woody	1	0	0.0	0	0
49ERS	60	1064	17.7	38	0
OPPONENTS	56	1163	20.8	96t	1

PUNT RETURNS	No	FC	Yds	Avg	LG	TD
Alexander, Kermit	24	13	87	3.6	26	0
Fuller, Johnny	12	8	33	2.8	9	0
49ERS	36	21	120	3.3	26	0
OPPONENTS	31	23	238	7.7	27	0

PUNTING	No	Yds	Avg	LG	Blk
Spurrier, Steve	68	2651	39.0	54	0
49ERS	68	2651	39.0	54	0
OPPONENTS	68	2856	42.0	55	0

PASSING	Att	Comp	Pct	Yds	LG	TD	Int	QB
Brodie, John	404	234	57.9	3020	65t	22	21	78.0
Mira, George	11	4	36.4	44	43t	1	1	36.2
McNeil, Clifton	2	1	50.0	43	43t	1	1	95.8
49ERS	417	239	57.3	3107	65t	24	23	77.1
OPPONENTS	415	201	48.4	2547	60	19	20	63.2

1969 (4-8-2)

Dick Nolan, Coach

L	12	at Atlanta (45,940)/S-21	24
L	7	at G.B. in Milwaukee (48,184)/S-28	14
T	17	Washington (35,184)/O-5	17
L	21	Los Angeles Rams (45,995)/O-12	27
L	7	Atlanta (28,684)/O-19	21
W	24	at Baltimore (60,238)/O-26	21
L	14	Detroit (35,100)/N-2	26
L	30	at Los Angeles Rams (73,975)/N-9	41
W	20	Baltimore (38,472)/N-16	17
L	38	at New Orleans (71,448)/N-23	43
T	24	at Dallas (62,348)/N-27	24
W	42	Chicago (32,826)/D-6	21
L	7	at Minnesota (43,028)/D-14	10
W	14	Philadelphia (25,391)/D-21	13
277			319

TEAM STATISTICS

TOTAL FIRST DOWNS	49ers	Opp
By Rushing	235	242
By Passing	84	91
By Penalties	153	128
TOTAL YARDS GAINED	16	23
By Rushing	4694	4175
By Passing	1536	1704
TOTAL PLAYS FROM SCRIMMAGE	914	854
Rushes	391	422
Average Gain Per Rush	3.9	4.0
FORWARD PASSES ATTEMPTED	496	402
Number Completed	278	205
Per Cent Completed	56.0	51.0
Sacks/Yards Lost	27/221	30/255
Passes Had Intercepted	26	20
Yards Gained Per Pass	6.4	5.5
Yards Gained Per Completion	11.4	12.1
PUNTS	71	65
Total Yardage of Punts	2874	2629
Average Length	40.5	40.4
KICKOFF RETURNS	47	43
Total Yards Returned	901	1186
Average Length of Return	19.3	27.6
PENALTIES	85	70
Yards Penalized	845	671
FUMBLES	25	26
Own Fumbles Recovered	13	14
Opponents' Fumbles Recovered	12	12
FIELD GOALS	6	15
Field Goals Attempted	21	36
TOTAL POINTS SCORED	277	319
Touchdowns Scored	37	39
Touchdowns Rushing	13	14
Touchdowns Passing	22	22
Touchdowns Returns	2	3
Extra Points	35	38
Field Goals	6	15
Safeties	0	0

SCORING

	TDs	Ru	Pa	Int	Fu	KO	Pu	PAT	FG	S	Pts
Willard, Ken	10	7	3	0	0	0	0	0/0	0/0	0	60
Thomas, Jimmy	6	1	5	0	0	0	0	0/0	0/0	0	36
Gavric, Momcilo	0	0	0	0	0	0	0	24/22	11/3	0	31
Tucker, Bill	4	2	2	0	0	0	0	0/0	0/0	0	24
Davis, Tommy	0	0	0	0	0	0	0	13/13	10/3	0	22
Cunningham, Doug	3	3	0	0	0	0	0	0/0	0/0	0	18
McNeil, Clifton	3	0	3	0	0	0	0	0/0	0/0	0	18
Washington, Gene	3	0	3	0	0	0	0	0/0	0/0	0	18
Witcher, Dick	3	0	3	0	0	0	0	0/0	0/0	0	18
Windsor, Bob	2	0	2	0	0	0	0	0/0	0/0	0	12
Kwalick, Ted	1	0	1	0	0	0	0	0/0	0/0	0	6
Lakes, Roland	1	0	0	0	1	0	0	0/0	0/0	0	6
Woitt, Johnny	1	0	0	1	0	0	0	0/0	0/0	0	6
Team	0	0	0	0	0	0	0	0/0	0/0	1	2
49ERS	37	13	22	1	1	0	0	37/35	21/6	1	277
OPPONENTS	39	14	22	1	1	1	0	39/38	36/15	1	319

RUSHING	Att	Yds	Avg	LG	TD
Willard, Ken	171	557	3.3	18	7
Cunningham, Doug	147	541	3.7	33	3
Thomas, Jimmy	23	190	8.3	75t	1
Tucker, Bill	20	72	3.6	24t	2
Brodie, John	11	62	5.6	15	0
Spurrier, Steve	5	49	9.8	29	0
Windsor, Bob	5	39	7.8	13	0
Davis, Tommy	2	21	10.5	16	0
Lewis, Gary	4	5	1.3	4	0
Moore, Gene	2	4	2.0	2	0
Washington, Gene	1	-4	-4.0	-4	0
49ERS	391	1536	3.9	75t	13
OPPONENTS	422	1704	4.0	41	14

RECEIVING	No	Yds	Avg	LG	TD
Washington, Gene	51	711	13.9	52	3
Cunningham, Doug	51	484	9.5	58	0
Windsor, Bob	49	597	12.2	32	2
Willard, Ken	36	326	9.1	36	3
Witcher, Dick	33	435	13.2	49	3
Thomas, Jimmy	18	364	20.2	75t	5
McNeil, Clifton	17	255	15.0	80t	3
Tucker, Bill	14	104	7.4	18t	2
Johnson, Leo	4	42	10.5	14	0
Kwalick, Ted	2	32	16.0	31	1
Moore, Gene	2	28	14.0	24	0
Edwards, Earl	1	1	1.0	1	0
49ERS	278	3379	12.2	80t	22
OPPONENTS	205	2726	13.3	93	22

INTERCEPTIONS	No	Yds	Avg	LG	TD
Alexander, Kermit	5	39	7.8	22	0
Johnson, Jimmy	5	18	3.6	18	0
Wilcox, Dave	2	17	8.5	17	0
Taylor, Roosevelt	2	15	7.5	15	0
Randolph, Alvin	2	10	5.0	5	0
Woitt, Johnny	1	57	57.0	57t	1
Fuller, Johnny	1	31	31.0	31	0
Nunley, Frank	1	7	7.0	7	0
Krueger, Charlie	1	0	0.0	0	0
49ERS	20	194	9.7	57t	1
OPPONENTS	26	304	11.7	38	1

KICKOFF RETURNS	No	Yds	Avg	LG	TD
Smith, Noland	14	315	22.5	60	0
Cunningham, Doug	9	207	23.0	30	0
Fuller, Johnny	8	155	19.4	28	0
Lewis, Gary	5	155	31.0	34	0
Alexander, Kermit	3	47	15.7	24	0
Edwards, Earl	3	3	1.0	3	0
Taylor, Roosevelt	1	16	16.0	16	0
Wilcox, Dave	1	10	10.0	10	0
Kwalick, Ted	1	0	0.0	0	0
Sniadecki, Jim	1	0	0.0	0	0
Tucker, Bill	1	0	0.0	0	0
49ERS	47	908	19.3	60	0
OPPONENTS	43	1186	27.6	87t	1

PUNT RETURNS	No	FC	Yds	Avg	LG	TD
Smith, Noland	10	4	46	4.6	18	0
Fuller, Johnny	5	4	12	2.4	7	0
Alexander, Kermit	4	3	-18	-4.5	0	0
Cunningham, Doug	3	11	23	7.7	14	0
49ERS	22	22	63	2.9	18	0
OPPONENTS	39	14	293	7.5	50	0

PUNTING	No	Yds	Avg	LG	Bk
Kilgore, Jon	36	1451	40.3	72	0
Davis, Tommy	23	955	41.5	55	0
Spurrier, Steve	12	468	39.0	57	0
49ERS	71	2874	40.5	72	0
OPPONENTS	65	2629	40.5	60	0

PASSING	Att	Comp	Pct	Yds	LG	TD	Int	QB
Brodie, John	347	194	55.9	2405	80t	16	15	74.9
Spurrier, Steve	146	81	55.5	926	75t	5	11	54.8
Cunningham, Doug	3	3	100.0	48	31	1	0	158.3
49ERS	496	278	56.1	3379	80t	22	26	70.1
OPPONENTS	402	205	51.0	2726	93	22	20	70.3

Rookie Names in Italic

1970 (10-3-1/11-4-1)

NFC West Champions

Dick Nolan, Coach

W	26	Washington (34,984)/S-20	17
W	34	Cleveland (37,502)/S-27	31
L	20	at Atlanta (58,850)/0-4	21
W	20	at Los Angeles Rams (77,272)/0-11	6
T	20	New Orleans (39,446)/0-18	20
W	19	Denver (39,515)/0-25	14
W	26	Green Bay (59,335)/N-1	10
W	37	at Chicago (45,607)/N-8	16
W	30	at Houston (43,040)/N-15	20
L	7	at Detroit (56,232)/N-22	28
L	13	Los Angeles Rams (59,602)/N-29	30
W	24	Atlanta (41,387)/D-6	20
W	38	at New Orleans (61,940)/D-13	27
W	38	at Oakland Raiders (54,535)/D-20	7
352			267

NFC PLAYOFF - DEC. 27

(at Bloomington, MN – Metropolitan Stadium)

W	17	Minnesota (45,103)	14
---	----	--------------------	----

NFC CHAMPIONSHIP - JAN. 3

(at San Francisco – Kezar Stadium)

L	10	Dallas (59,364)	17
---	----	-----------------	----

TEAM STATISTICS

	49ers	Opp
TOTAL FIRST DOWNS	237	213
By Rushing	86	81
By Passing	125	110
By Penalties	26	22
TOTAL NET YARDS	4503	3972
Net Yards Rushing	1580	1799
Net Yards Passing	2923	2173
TOTAL PLAYS FROM SCRIMPAGE	862	839
Rushes	471	425
Average Gain Per Rush	3.4	4.2
FORWARD PASSES ATTEMPTED	383	384
Number Completed	226	185
Per Cent Completed	59.0	48.2
Quarterback Sacks	8	30
Yards Lost	67	261
Passes Had Intercepted	10	22
Yards Gained Per Pass	7.5	5.3
Yards Gained Per Completion	13.2	13.2
PUNTS	75	82
Total Yardage of Punts	2877	3309
Average Length	38.4	40.4
KICKOFF RETURNS	49	58
Total Yards Returned	967	1362
Average Length of Return	19.7	23.5
PENALTIES	88	87
Yards Penalized	997	965
FUMBLES	24	35
Own Fumbles Recovered	9	15
Opponents' Fumbles Recovered	20	15
FIELD GOALS	21	15
Field Goals Attempted	31	24
TOTAL POINTS SCORED	352	267
Touchdowns Scored	41	32
Touchdowns Rushing	13	12
Touchdowns Passing	25	19
Touchdowns Returns	3	1
Extra Points	39	30
Field Goals	21	15
Safeties	1	0

SCORING	TDs	Ru	Pa	Int	Fu	KO	Pu	PAT	FG	S	Pts
Gossett, Bruce	0	0	0	0	0	0	0	41/39	31/21	0	102
Washington, Gene	12	0	12	0	0	0	0	0/0	0/0	0	72
Willard, Ken	10	7	3	0	0	0	0	0/0	0/0	0	60
Cunningham, Doug	3	3	0	0	0	0	0	0/0	0/0	0	18
Thomas, Jimmy	3	0	3	0	0	0	0	0/0	0/0	0	18
Brodie, John	2	2	0	0	0	0	0	0/0	0/0	0	12
Tucker, Bill	2	1	1	0	0	0	0	0/0	0/0	0	12

Rookie Names in Italic

(continued)

SCORING	TDs	Ru	Pa	Int	Fu	KO	Pu	PAT	FG	S	Pts
Windsor, Bob	2	0	2	0	0	0	0	0/0	0/0	0	12
Witcher, Dick	2	0	2	0	0	0	0	0/0	0/0	0	12
Johnson, Jimmy	1	0	0	1	0	0	0	0/0	0/0	1	8
Isenbarger, John	1	0	1	0	0	0	0	0/0	0/0	0	6
Kwalick, Ted	1	0	1	0	0	0	0	0/0	0/0	0	6
Phillips, Mel	1	0	0	1	0	0	0	0/0	0/0	0	6
Taylor, Bruce*	1	0	0	0	0	0	0	0/0	0/0	0	6
Randolph, Alvin	0	0	0	0	0	0	0	0/0	0/0	1	2
49ERS	41	13	25	2	0	0	0	41/39	31/21	2	352
OPPONENTS	32	12	19	0	1	0	0	32/30	24/15	0	267

* had one ret. of blkd FGA

RUSHING	Att	Yds	Avg	LG	TD
Willard, Ken	236	789	3.3	20	7
Cunningham, Doug	128	443	3.5	25	3
Tucker, Bill	42	137	3.3	11	1
Thomas, Jimmy	31	89	2.9	14	0
Kwalick, Ted	3	65	21.7	45	0
Isenbarger, John	18	43	2.4	27	0
Brodie, John	9	29	3.2	12t	2
Strong, Jim	2	3	1.5	3	0
Spurrier, Steve	2	-18	-9.0	-5	0
49ERS	471	1580	3.4	45	13
OPPONENTS	425	1799	4.2	80t	12

RECEIVING	No	Yds	Avg	LG	TD
Washington, Gene	53	1100	20.8	79t	12
Cunningham, Doug	35	209	6.0	29	0
Windsor, Bob	31	363	11.7	35	2
Willard, Ken	31	259	8.4	32	3
Witcher, Dick	22	288	13.1	28	2
Tucker, Bill	17	108	6.4	28t	1
Thomas, Jimmy	12	221	18.4	61t	3
Kwalick, Ted	10	148	14.8	26t	1
Isenbarger, John	8	158	19.8	61t	1
Riley, Preston	7	136	19.4	68	0
49ERS	226	2990	13.2	79t	25
OPPONENTS	185	2434	13.2	69	19

INTERCEPTIONS	No	Yds	Avg	LG	TD
Taylor, Bruce	3	70	23.3	70	0
Phillips, Mel	3	49	16.3	35t	1
Nunley, Frank	3	42	14.0	24	0
Taylor, Roosevelt	3	27	9.0	19	0
Vanderbundt, Skip	3	18	6.0	18	0
Wilcox, Dave	2	46	23.0	35	0
Johnson, Jimmy	2	36	18.0	36t	1
Fuller, Johnny	1	20	20.0	20	0
Hart, Tommy	1	0	0.0	0	0
Randolph, Alvin	1	0	0.0	0	0
49ERS	22	308	14.0	70	2
OPPONENTS	10	95	9.5	29	0

KICKOFF RETURNS	No	Yds	Avg	LG	TD
Tucker, Bill	25	577	23.1	43	0
Taylor, Bruce	12	190	15.8	25	0
Thomas, Jimmy	6	177	29.5	55	0
Beard, Ed	2	8	4.0	8	0
Fuller, Johnny	1	8	8.0	8	0
Belk, Bill	1	7	7.0	7	0
Riley, Preston	1	0	0.0	0	0
Windsor, Bob	1	0	0.0	0	0
49ERS	49	967	19.7	43	0
OPPONENTS	58	1362	23.5	62	0

PUNT RETURNS	No	FC	Yds	Avg	LG	TD
Taylor, Bruce	43	10	516	12.0	76	0
Fuller, Johnny	4	2	29	7.3	12	0
Riley, Preston	1	0	5	5.0	5	0
49ERS	48	12	550	11.5	76	0
OPPONENTS	38	21	180	4.7	16	0

PUNTING	No	Yds	Avg	LG	Blk
Spurrier, Steve	75	2877	38.4	58	0
49ERS	75	2877	38.4	58	0
OPPONENTS	82	3309	40.4	57	1

PASSING	Att	Comp	Pct	Yds	LG	TD	Int	QB
Brodie, John	378	223	59.0	2941	79t	24	10	93.8
Spurrier, Steve	4	3	75.0	49	26	1	0	155.2
Isenbarger, John	1	0	0.0	0	0	0	0	39.6
49ERS	383	226	59.0	2990	79t	25	10	94.7
OPPONENTS	384	185	48.2	2434	69	19	22	61.3

1971 (9-5/10-6)

NFC West Champions

Dick Nolan, Coach

L	17	at Atlanta (56,990)/S-19	20
W	38	at New Orleans (81,595)/S-26	20
W	31	at Philadelphia (65,358)/O-3	3
L	13	Los Angeles Rams (44,000)/O-10 +	20
W	13	Chicago (44,133)/O-17	0
W	26	at St. Louis (50,419)/O-24	14
W	27	New England (45,092)/O-31	10
W	13	at Minnesota (49,784)/N-7	9
L	20	New Orleans (45,138)/N-14	26
L	6	at Los Angeles Rams (80,050)/N-21	17
W	24	at New York Jets (62,936)/N-28	21
L	17	Kansas City (45,306)-MN/D-6	26
W	24	Atlanta (44,584)/D-12	3
W	31	Detroit (45,580)/D-19	27
300			216

NFC PLAYOFF - DEC. 26

(at San Francisco - Candlestick Park)

W	24	Washington (45,327)	20
---	----	---------------------	----

NFC CHAMPIONSHIP - JAN. 2

(at Irving - Texas Stadium)

L	3	Dallas (63,409)	14
---	---	-----------------	----

+ -First 49ers' regular season game at Candlestick Park.

TEAM STATISTICS

	49ers	Opp
TOTAL FIRST DOWNS	257	199
By Rushing	113	80
By Passing	122	96
By Penalties	22	23
TOTAL NET YARDS	4706	3679
Net Yards Rushing	2129	1668
Net Yards Passing	2577	2011
TOTAL PLAYS FROM SCRIMMAGE	900	787
Rushes	498	408
Average Gain Per Rush	4.3	4.1
FORWARD PASSES ATTEMPTED	391	341
Number Completed	209	152
Per Cent Completed	53.5	44.6
Quarterback Sacks	11	38
Yards Lost	111	298
Passes Had Intercepted	11	14
Yards Gained Per Pass	6.4	5.3
Yards Gained Per Completion	12.9	15.2
PUNTS	51	73
Total Yardage of Punts	1974	2898
Average Length	38.7	39.7
KICKOFF RETURNS	85	61
Total Yards Returned	1653	1467
Average Length of Return	19.5	24.1
PENALTIES	88	75
Yards Penalized	961	610
FUMBLES	33	31
Own Fumbles Recovered	15	15
Opponents' Fumbles Recovered	15	18
FIELD GOALS	23	19
Field Goals Attempted	36	33
TOTAL POINTS SCORED	300	216
Touchdowns Scored	33	23
Touchdowns Rushing	12	4
Touchdowns Passing	18	17
Touchdowns Returns	3	2
Extra Points	33	21
Field Goals	23	19
Safeties	0	0

SCORING	TDs	Ru	Pa	Int	Fu	KO	Pu	PAT	FG	S	Pts
Gossett, Bruce	0	0	0	0	0	0	0	32/32	36/23		101
Washington, Vic	7	3	4	0	0	0	0	0/0	0/0		42
Kwalick, Ted	5	0	5	0	0	0	0	0/0	0/0		30
Willard, Ken	5	4	1	0	0	0	0	0/0	0/0		30
Washington, Gene	4	0	4	0	0	0	0	0/0	0/0		24
Brodie, John	3	3	0	0	0	0	0	0/0	0/0		18

Rookie Names in *Italic*

(continued)

SCORING	TDs	Ru	Pa	Int	Fu	KO	Pu	PAT	FG	S	Pts
Witcher, Dick	3	0	3	0	0	0	0	0/0	0/0		18
Schreiber, Larry	1	0	1	0	0	0	0	1/1	0/0		7
Blue, Forrest	1	0	0	0	1	0	0	0/0	0/0		6
Cunningham, Doug	1	1	0	0	0	0	0	0/0	0/0		6
Hart, Tommy	1	0	0	0	1	0	0	0/0	0/0		6
Taylor, Bruce*	1	0	0	0	0	0	0	0/0	0/0		6
Thomas, Jimmy	1	1	0	0	0	0	0	0/0	0/0		6
49ERS	33	12	18	0	2	0	0	33/33	36/23	0	300
OPPONENTS	23	4	17	1	1	0	0	23/21	33/19	0	216

* had one ret. of blkd FGA

RUSHING	Att	Yds	Avg	LG	TD
Willard, Ken	216	855	4.0	49	4
Washington, Vic	191	811	4.3	42	3
Schreiber, Larry	34	180	5.3	23	0
Cunningham, Doug	25	98	3.9	14	1
Kwalick, Ted	6	62	10.3	28	0
Brodie, John	14	45	3.2	12	3
Thomas, Jimmy	3	36	12.0	25t	1
Isenbarger, John	5	34	6.8	22	0
Windsor, Bob	1	21	21.0	21	0
Spurrier, Steve	1	2	2.0	2	0
McCann, Jim	2	-15	-7.5	-6	0
49ERS	498	2129	4.3	49	12
OPPONENTS	408	1668	4.1	64t	4

RECEIVING	No	Yds	Avg	LG	TD
Kwalick, Ted	52	664	12.8	42t	5
Washington, Gene	46	884	19.2	71t	4
Washington, Vic	36	317	8.8	40	4
Willard, Ken	27	202	7.5	33	1
Cunningham, Doug	19	188	9.9	28	0
Witcher, Dick	18	250	13.9	50t	3
Schreiber, Larry	3	79	26.3	46	1
Riley, Preston	3	39	13.0	24	0
Thomas, Jimmy	3	33	11.0	14	0
Windsor, Bob	2	32	16.0	30	0
49ERS	209	2688	12.9	71t	18
OPPONENTS	152	2309	15.2	61t	17

INTERCEPTIONS	No	Yds	Avg	LG	TD
Taylor, Bruce	3	68	22.7	49	0
Johnson, Jimmy	3	16	5.3	10	0
Taylor, Roosevelt	3	13	4.3	13	0
Fuller, Johnny	2	57	28.5	57	0
Simpson, Mike	1	15	15.0	15	0
Vanderbundt, Skip	1	10	10.0	10	0
Nunley, Frank	1	7	7.0	7	0
49ERS	14	186	13.3	57	0
OPPONENTS	24	385	16.0	39	1

KICKOFF RETURNS	No	Yds	Avg	LG	TD
Washington, Vic	33	858	26.0	74	0
Cunningham, Doug	6	121	20.2	27	0
Windsor, Bob	4	66	16.5	25	0
Kwalick, Ted	2	9	4.5	5	0
Beard, Ed	1	21	21.0	21	0
49ERS	85	1653	19.5	74	1
OPPONENTS	61	1467	24.1	65	0

PUNT RETURNS	No	FC	Yds	Avg	LG	TD
Taylor, Bruce	34	10	235	6.9	38	0
Fuller, Johnny	3	2	31	10.3	13	0
Riley, Preston	1	0	2	2.0	2	0
Vanderbundt, Skip	1	0	0	0.0	0	0
49ERS	39	12	268	6.9	38	0
OPPONENTS	19	17	44	2.3	10	0

PUNTING	No	Yds	Avg	LG	Blk
McCann, Jim	49	1897	38.7	54	1
Spurrier, Steve	2	77	38.5	40	0
49ERS	51	1974	38.7	54	1
OPPONENTS	73	2898	39.7	60	0

PASSING	Att	Comp	Pct	Yds	LG	TD	Int	QB
Brodie, John	387	208	53.8	2642	71t	18	24	65.0
Spurrier, Steve	4	1	25.0	46	46	0	0	75.0
49ERS	391	209	53.5	2688	71t	18	24	65.0
OPPONENTS	341	152	44.6	2309	61t	17	14	67.0

1972 (8-5-1/8-6-1)

NFC West Champions

Dick Nolan, Coach

W	34	San Diego (56,906)/S-17	3
L	20	at Buffalo (45,825)/S-24	27
W	37	at New Orleans (69,840)/O-1	2
L	7	at Los Angeles Rams (77,382)/O-8	31
L	17	New York Giants (53,284)/O-15	23
T	20	New Orleans (53,571)/O-22	20
W	49	at Atlanta (58,850)/O-29	14
L	24	at G.B. in Milwaukee (47,897)/N-5	34
W	24	Baltimore (57,225)/N-12	21
W	34	at Chicago (65,201)/N-19	21
W	31	-at Dallas (65,214)-THU (Thanksgiving Day)/N-23	10
L	16	Los Angeles Rams (60,175)-MN/D-4	26
W	20	Atlanta (57,523)/D-10	0
W	20	Minnesota (58,502)/D-16	17
353			249

NFC PLAYOFF - DEC. 23

(at San Francisco - Candlestick Park)

L	28	Dallas (59,746)	30
---	----	-----------------	----

TEAM STATISTICS

	49ers	Opp
TOTAL FIRST DOWNS	234	221
By Rushing	87	96
By Passing	129	105
By Penalties	18	20
TOTAL NET YARDS	4351	4026
Net Yards Rushing	1616	1847
Net Yards Passing	2735	2179
TOTAL PLAYS FROM SCRIMMAGE	847	858
Rushes	445	446
Average Gain Per Rush	3.6	4.1
FORWARD PASSES ATTEMPTED	380	366
Number Completed	217	169
Per Cent Completed	57.1	46.2
Quarterback Sacks	22	46
Yards Lost	153	403
Passes Had Intercepted	24	19
Avg. Net Passing per Game	195.4	155.6
PUNTS	64	72
Total Yardage of Punts	2542	3123
Average Length	39.7	43.4
KICKOFF RETURNS	44	66
Total Yards Returned	1041	1530
Average Length of Return	23.7	23.2
PENALTIES	73	81
Yards Penalized	664	677
FUMBLES	30	40
Own Fumbles Recovered	17	23
Opponents' Fumbles Recovered	17	13
FIELD GOALS	18	17
Field Goals Attempted	29	29
TOTAL POINTS SCORED	353	249
Touchdowns Scored	43	28
Touchdowns Rushing	11	12
Touchdowns Passing	27	14
Touchdowns Returns	5	2
Extra Points	41	28
Field Goals	18	17
Safeties	0	1

SCORING

	TDs	Ru	Pa	Int	Fu	KO	Pu	PAT	FG	S	Pts
Gossett, Bruce	0	0	0	0	0	0	0	42/41	29/18	0	95
Washington, Gene	12	0	12	0	0	0	0	0/0	0/0	0	72
Kwalick, Ted	9	0	9	0	0	0	0	0/0	0/0	0	54
Washington, Vic	5	3	1	0	0	1	0	0/0	0/0	0	30
Willard, Ken	5	4	1	0	0	0	0	0/0	0/0	0	30
Schreiber, Larry	3	2	1	0	0	0	0	0/0	0/0	0	18
Vanderbundt, Skip	3	0	0	2	1	0	0	0/0	0/0	0	18
Brodie, John	1	1	0	0	0	0	0	0/0	0/0	0	6
Isenbarger, John	1	0	1	0	0	0	0	0/0	0/0	0	6
Riley, Preston	1	0	1	0	0	0	0	0/0	0/0	0	6

Rookie Names in Italic

(continued)

SCORING

	TDs	Ru	Pa	Int	Fu	KO	Pu	PAT	FG	S	Pts
Simpson, Mike	1	0	0	1	0	0	0	0/0	0/0	0	6
Thomas, Jimmy	1	1	0	0	0	0	0	0/0	0/0	0	6
Witcher, Dick	1	0	1	0	0	0	0	0/0	0/0	0	6
49ERS	43	11	27	3	1	1	0	42/41	29/18	0	353
OPPONENTS	28	12	14	1	1	0	0	28/28	29/17	1	249

RUSHING

	Att	Yds	Avg	LG	TD
Washington, Vic	141	468	3.3	33	3
Schreiber, Larry	118	420	3.6	20	2
Willard, Ken	100	345	3.5	23	4
Thomas, Jimmy	52	250	4.8	22	1
Spurrier, Steve	11	51	4.6	15	0
Cunningham, Doug	8	32	4.0	12	0
Reed, Joe	4	22	5.5	22	0
Kwalick, Ted	5	11	2.2	10	0
Isenbarger, John	3	9	3.0	7	0
Brodie, John	3	8	2.7	4	1
49ERS	445	1616	3.6	33	11
OPPONENTS	446	1847	4.1	68	12

RECEIVING

	No	Yds	Avg	LG	TD
Washington, Gene	46	918	20.0	62t	12
Washington, Vic	43	393	9.1	33	1
Kwalick, Ted	40	751	18.8	81t	9
Schreiber, Larry	31	283	9.1	64t	1
Willard, Ken	24	131	5.5	15	1
Thomas, Jimmy	15	148	9.9	29	0
Riley, Preston	11	156	14.2	28t	1
Isenbarger, John	3	66	22.0	33	1
Witcher, Dick	3	22	7.3	17	1
Beasley, Terry	1	20	20.0	20	0
49ERS	217	2888	13.3	81t	27
OPPONENTS	169	2582	15.3	85t	14

INTERCEPTIONS

	No	Yds	Avg	LG	TD
Johnson, Jimmy	4	18	4.5	15	0
Wilcox, Dave	3	12	4.0	9	0
Vanderbundt, Skip	2	58	29.0	37t	2
Simpson, Mike	2	32	16.0	32t	1
Taylor, Bruce	2	4	2.0	2	0
Nunley, Frank	1	12	12.0	12	0
Beard, Ed	1	10	10.0	10	0
Fuller, Johnny	1	0	0.0	0	0
Hall, Windlan	1	0	0.0	0	0
Hart, Tommy	1	0	0.0	0	0
Phillips, Mel	1	0	0.0	0	0
49ERS	19	146	7.7	37t	3
OPPONENTS	24	240	10.0	35t	1

KICKOFF RETURNS

	No	Yds	Avg	LG	TD
Washington, Vic	27	771	28.6	98t	1
McGill, Ralph	10	192	19.2	30	0
Schreiber, Larry	2	41	20.5	25	0
Hoskins, Bob	2	17	8.5	17	0
Beard, Ed	2	-1	-0.5	1	0
Nunley, Frank	1	21	21.0	21	0
49ERS	44	1041	23.7	98t	1
OPPONENTS	66	1530	23.2	75	0

PUNT RETURNS

	No	FC	Yds	Avg	LG	TD
McGill, Ralph	22	0	219	10.0	33	0
Taylor, Bruce	21	8	145	6.9	41	0
Fuller, Johnny	1	1	9	9.0	9	0
49ERS	44	9	373	8.5	41	0
OPPONENTS	20	29	70	3.5	34	0

PUNTING

	No	Yds	Avg	LG	Bk
McCann, Jim	64	2542	39.7	63	1
49ERS	64	2542	39.7	63	1
OPPONENTS	72	3123	43.4	65	0

PASSING

	Att	Comp	Pct	Yds	LG	TD	Int	QB
Spurrier, Steve	269	147	54.7	1983	81t	18	16	75.9
Brodie, John	110	70	63.6	905	53	9	8	86.4
Isenbarger, John	1	0	0.0	0	0	0	0	39.6
49ERS	380	217	57.1	2888	81t	27	24	78.7
OPPONENTS	366	169	46.2	2582	85t	14	19	61.1

1973 (5-9)

Dick Nolan, Coach

L	13	at Miami (68,275)/S-16	21
W	36	at Denver (50,966)/S-23	34
L	20	Los Angeles Rams (57,487)/S-30	40
W	13	at Atlanta (58,850)/O-7	9
L	13	Minnesota (56,438)/O-14	17
W	40	New Orleans (52,881)/O-21	0
L	3	Atlanta (56,825)/O-28	17
L	20	at Detroit (49,531)/N-4	30
L	9	at Washington (54,381)/N-11	33
L	13	at Los Angeles Rams (78,358)/N-18	31
W	20	Green Bay (49,244)-MN/N-26	6
W	38	Philadelphia (51,155)/D-2	28
L	10	at New Orleans (62,490)/D-9	16
L	14	Pittsburgh (52,752)/D-15	37
262			319

TEAM STATISTICS		49ers	Opp
TOTAL FIRST DOWNS		251	242
By Rushing		97	112
By Passing		127	115
By Penalties		27	15
TOTAL NET YARDS		4224	4329
Net Yards Rushing		1743	1963
Net Yards Passing		2481	2366
TOTAL PLAYS FROM SCRIMMAGE		915	928
Rushes		422	513
Average Gain Per Rush		4.1	3.8
FORWARD PASSES ATTEMPTED		466	383
Number Completed		233	194
Per Cent Completed		50.0	50.7
Quarterback Sacks		27	32
Yards Lost		164	225
Passes Had Intercepted		25	17
Avg. Net Passing per Game		177.2	169.0
PUNTS		79	72
Total Yardage of Punts		3455	2977
Average Length		43.7	41.4
KICKOFF RETURNS		63	52
Total Yards Returned		1301	1151
Average Length of Return		20.7	22.1
PENALTIES		93	77
Yards Penalized		903	754
FUMBLES		32	23
Own Fumbles Recovered		18	8
Opponents' Fumbles Recovered		15	14
FIELD GOALS		26	31
Field Goals Attempted		33	45
TOTAL POINTS SCORED		262	319
Touchdowns Scored		26	32
Touchdowns Rushing		15	11
Touchdowns Passing		9	19
Touchdowns Returns		2	2
Extra Points		26	32
Field Goals		26	31
Safeties		1	1

SCORING	TDs	Ru	Pa	Int	Fu	KO	Pu	PAT	FG	S	Pts
Gossett, Bruce	0	0	0	0	0	0	0	26/26	33/26	0	104
Washington, Vic	8	8	0	0	0	0	0	0/0	0/0	0	48
Kwalick, Ted	5	0	5	0	0	0	0	0/0	0/0	0	30
Hall, Windlan	2	0	0	0	1	0	1*	0/0	0/0	0	12
Spurrier, Steve	2	2	0	0	0	0	0	0/0	0/0	0	12
Washington, Gene	2	0	2	0	0	0	0	0/0	0/0	0	12
Willard, Ken	2	1	1	0	0	0	0	0/0	0/0	0	12
Abramowicz, Dan	1	0	1	0	0	0	0	0/0	0/0	0	6
Atkins, David	1	1	0	0	0	0	0	0/0	0/0	0	6
Brodie, John	1	1	0	0	0	0	0	0/0	0/0	0	6
Cunningham, Doug	1	1	0	0	0	0	0	0/0	0/0	0	6
Thomas, Jimmy	1	1	0	0	0	0	0	0/0	0/0	0	6
Hardman, Cedrick	0	0	0	0	0	0	0	0/0	0/0	1	2
49ERS	26	15	9	0	1	0	0	26/26	33/26	1	262
OPPONENTS	32	11	19	1	0	1	0	32/32	45/31	1	319

*rcvrd blkd punt

Rookie Names in Italic

RUSHING	Att	Yds	Avg	LG	TD
Washington, Vic	151	534	3.5	25	8
Willard, Ken	83	366	4.4	33	1
Thomas, Jimmy	56	259	4.6	16	1
Cunningham, Doug	44	165	3.8	12	1
Schreiber, Larry	42	163	3.9	13	0
Reed, Joe	15	85	7.0	20	0
Wittum, Tom	1	63	63.0	63	0
Kwalick, Ted	5	37	7.4	20	0
Spurrier, Steve	9	32	3.6	12	2
Atkins, Dave	4	19	4.8	8	1
Brodie, John	5	16	3.2	14	1
Jackson, Randy	6	10	1.7	5	0
Isenbarger, John	1	-6	-6.0	-6	0
49ERS	422	1743	4.1	63	15
OPPONENTS	513	1963	3.8	37	11

RECEIVING	No	Yds	Avg	LG	TD
Kwalick, Ted	47	729	15.5	48	5
Washington, Gene	37	606	16.4	58	2
Abramowicz, Dan	35	442	12.6	54	1
Washington, Vic	33	238	7.2	20	0
Willard, Ken	22	160	7.3	26	1
Thomas, Jimmy	19	157	8.3	66	0
Cunningham, Doug	15	118	7.9	23	0
Schreiber, Larry	12	98	8.2	31	0
Isenbarger, John	10	67	6.7	18	0
Jackson, Randy	1	20	20.0	20	0
Witcher, Dick	1	13	13.0	13	0
Atkins, Dave	1	-3	-3.0	-3	0
49ERS	233	2645	11.4	66	9
OPPONENTS	194	2591	13.4	57t	19

INTERCEPTIONS	No	Yds	Avg	LG	TD
Taylor, Bruce	6	30	5.0	22	0
Johnson, Jimmy	4	46	11.5	30	0
Wilcox, Dave	2	14	7.0	10	0
Nunley, Frank	1	13	13.0	13	0
Phillips, Mel	1	13	13.0	13	0
Sniadecki, Jim	1	11	11.0	11	0
Vanderbundt, Skip	1	7	7.0	7	0
Hall, Windlan	1	0	0.0	0	0
49ERS	17	134	7.9	30	0
OPPONENTS	25	379	15.2	71t	1

KICKOFF RETURNS	No	Yds	Avg	LG	TD
Washington, Vic	24	549	22.9	38	0
McGill, Ralph	17	374	22.0	43	0
Cunningham, Doug	8	173	21.6	35	0
Thomas, Jimmy	5	81	16.2	23	0
Atkins, Dave	3	93	31.0	54	0
Olerich, Dave	2	17	8.5	12	0
Hall, Windlan	1	14	14.0	14	0
Simpson, Mike	1	0	0.0	0	0
Sniadecki, Jim	1	0	0.0	0	0
Willard, Ken	1	0	0.0	0	0
49ERS	63	1301	20.7	54	0
OPPONENTS	52	1151	22.1	93t	1

PUNT RETURNS	No	FC	Yds	Avg	LG	TD
Taylor, Bruce	15	6	207	13.8	61	0
McGill, Ralph	22	1	186	8.5	54	0
Simpson, Mike	0	4	0	0.0	0	0
49ERS	37	11	393	10.6	61	0
OPPONENTS	46	7	367	8.0	43	0

PUNTING	No	Yds	Avg	LG	Bik
Wittum, Tom	79	3455	43.7	62	0
49ERS	79	3455	43.7	62	0
OPPONENTS	72	2977	41.4	66	1

PASSING	Att	Comp	Pct	Yds	LG	TD	Int	QB
Spurrier, Steve	157	83	52.9	882	58	4	7	59.5
Brodie, John	194	98	50.5	1126	66	3	12	47.7
Reed, Joe	114	51	44.7	589	38	2	6	43.0
Isenbarger, John	1	1	100.0	48	48	0	0	118.8
49ERS	466	233	50.0	2645	66	9	25	51.5
OPPONENTS	383	194	50.7	2591	57t	19	17	70.5

2013 Media Guide

1974 (6-8)

Dick Nolan, Coach

W	17	at New Orleans (65,071)/S-15	13
W	16	at Atlanta (47,686)/S-22	10
L	3	Cincinnati (49,895)/S-29	21
L	9	St. Louis (47,675)/O-6	34
L	13	at Detroit (45,199)-MN/O-14	17
L	14	at Los Angeles Rams (74,070)/O-20	37
L	24	Oakland Raiders (58,524)/O-27	35
L	13	Los Angeles Rams (57,526)-MN/N-4	15
L	14	at Dallas (50,018)/N-10	20
W	34	at Chicago (42,731)/N-17	0
W	27	Atlanta (45,435)/N-24	0
L	0	at Cleveland (24,559)/D-1	7
W	7	Green Bay (45,475)/D-8	6
W	35	New Orleans (40,418)/D-15	21
226			236

TEAM STATISTICS

	49ers	Opp
TOTAL FIRST DOWNS	227	232
By Rushing	101	113
By Passing	104	101
By Penalties	22	18
TOTAL NET YARDS	3988	3964
Net Yards Rushing	1981	2033
Net Yards Passing	2007	1931
TOTAL PLAYS FROM SCRIMMAGE	873	870
Rushes	477	503
Average Gain Per Rush	4.2	4.0
FORWARD PASSES ATTEMPTED	361	339
Number Completed	170	178
Per Cent Completed	47.1	52.5
Quarterback Sacks	34	28
Yards Lost	267	247
Passes Had Intercepted	28	20
Avg. Net Passing per Game	143.4	137.9
PUNTS	70	74
Total Yardage of Punts	2856	2922
Average Length	40.8	39.5
KICKOFF RETURNS	51	51
Total Yards Returned	1144	1099
Average Length of Return	22.4	21.6
PENALTIES	63	85
Yards Penalized	606	830
FUMBLES	31	38
Own Fumbles Recovered	17	18
Opponents' Fumbles Recovered	20	14
FIELD GOALS	11	12
Field Goals Attempted	24	19
TOTAL POINTS SCORED	226	236
Touchdowns Scored	28	29
Touchdowns Rushing	10	13
Touchdowns Passing	15	14
Touchdowns Returns	3	2
Extra Points	25	26
Field Goals	11	12
Safeties	0	0

SCORING

	TDs	Ru	Pa	Int	Fu	KO	Pu	PAT	FG	S	Pts
Gossett, Bruce	0	0	0	0	0	0	0	27/25	24/11	0	58
Washington, Gene	6	0	6	0	0	0	0	0/0	0/0	0	36
Schreiber, Larry	4	3	1	0	0	0	0	0/0	0/0	0	24
Beasley, Terry	3	0	3	0	0	0	0	0/0	0/0	0	18
Williams, Delvin	3	3	0	0	0	0	0	0/0	0/0	0	18
Jackson, Wilbur	2	0	2	0	0	0	0	0/0	0/0	0	12
Johnson, Sammy	2	2	0	0	0	0	0	0/0	0/0	0	12
Kwalick, Ted	2	0	2	0	0	0	0	0/0	0/0	0	12
Moore, Manfred	2	1	0	0	0	0	1	0/0	0/0	0	12
Abramowicz, Dan	1	0	1	0	0	0	0	0/0	0/0	0	6
Belk, Bill	1	0	0	0	1	0	0	0/0	0/0	0	6
Owen, Tom	1	1	0	0	0	0	0	0/0	0/0	0	6
Wilcox, Dave	1	0	0	1	0	0	0	0/0	0/0	0	6
49ERS	28	10	15	1	1	0	1	27/25	24/11	0	226
OPPONENTS	29	13	14	1	1	0	0	29/26	19/12	0	236

	Att	Yds	Avg	LG	TD
RUSHING					
Jackson, Wilbur	174	705	4.1	64	0
Schreiber, Larry	174	634	3.6	21	3
Johnson, Sammy	44	237	5.4	32	2
Williams, Delvin	36	201	5.6	71t	3
Reed, Joe	16	107	6.7	27	0
Owen, Tom	16	36	2.3	7	1
Snead, Norm	1	25	25.0	25	0
Moore, Manfred	10	24	2.4	8	1
Wittum, Tom	1	13	13.0	13	0
Washington, Gene	2	4	2.0	7	0
Morrison, Dennis	1	0	0.0	0	0
Mitchell, Tom	1	-2	-2.0	-2	0
Beasley, Terry	1	-3	-3.0	-3	0
49ERS	477	1981	4.2	71t	10
OPPONENTS	503	2033	4.0	33	13

	No	Yds	Avg	LG	TD
RECEIVING					
Schreiber, Larry	30	217	7.2	16	1
Washington, Gene	29	615	21.2	58t	6
Abramowicz, Dan	25	369	14.8	30	1
Jackson, Wilbur	23	190	8.3	31	2
Mitchell, Tom	19	262	13.8	25	0
Beasley, Terry	17	253	14.9	68t	3
Kwalick, Ted	13	231	17.8	36	2
Johnson, Sammy	11	106	9.6	23	0
Moore, Manfred	2	29	14.5	26	0
Williams, Delvin	1	9	9.0	9	0
49ERS	170	2281	13.4	68t	15
OPPONENTS	178	2178	12.2	64t	14

	No	Yds	Avg	LG	TD
INTERCEPTIONS					
McGill, Ralph	5	71	14.2	45	0
Nunley, Frank	4	30	7.5	20	0
Johnson, Jimmy	3	50	16.7	37	0
Holmes, Mike	3	26	8.7	14	0
Vanderbunt, Skip	2	22	11.0	18	0
Phillips, Mel	1	27	27.0	27	0
Wilcox, Dave	1	21	21.0	21t	1
Taylor, Bruce	1	0	0.0	0	0
49ERS	20	247	12.4	45	1
OPPONENTS	28	409	14.6	55	1

	No	Yds	Avg	LG	TD
KICKOFF RETURNS					
Holmes, Mike	25	612	24.5	57	0
Moore, Manfred	18	398	22.1	51	0
Jackson, Wilbur	5	103	20.6	30	0
Johnson, Sammy	2	31	15.5	17	0
West, Robert	1	0	0.0	0	0
49ERS	51	1144	22.4	57	0
OPPONENTS	51	1099	21.6	59	0

	No	FC	Yds	Avg	LG	TD
PUNT RETURNS						
McGill, Ralph	20	3	166	8.3	47	0
Moore, Manfred	5	0	149	29.8	88t	1
Holmes, Mike	9	0	45	5.0	22	0
Taylor, Bruce	10	2	38	3.8	21	0
49ERS	44	5	398	9.1	88t	1
OPPONENTS	46	2	491	10.7	45	0

	No	Yds	Avg	LG	Bik
PUNTING					
Wittum, Tom	68	2800	41.2	67	1
Gossett, Bruce	2	56	28.0	31	0
49ERS	70	2856	40.8	67	1
OPPONENTS	74	2922	39.5	61	0

	Att	Comp	Pct	Yds	LG	TD	Int	QB
PASSING								
Owen, Tom	184	88	47.8	1327	68t	10	15	56.1
Morrison, Dennis	51	21	41.2	227	26	1	5	21.9
Reed, Joe	74	29	39.2	316	58t	2	7	22.1
Snead, Norm	48	30	62.5	368	39t	2	1	91.3
Abramowicz, Dan	1	1	100.0	41	41	0	0	118.8
Spurrier, Steve	3	1	33.3	2	2	0	0	42.4
49ERS	361	170	47.1	2281	68t	15	28	49.2
OPPONENTS	339	178	52.5	2178	64t	14	20	61.8

1975 (5-9)

Dick Nolan, Coach

L	17	at Minnesota (48,418)/S-21	27
L	14	Los Angeles Rams (55,072)/S-28	23
W	20	at Kansas City (54,490)/O-5	3
L	3	Atlanta (43,719)/O-12	17
W	35	New Orleans (39,654)/O-19	21
L	16	at New England (60,358)/O-26	24
L	17	Detroit (42,683)/N-2	28
W	24	at Los Angeles Rams (78,995)/N-9	23
W	31	Chicago (41,319)/N-16	3
W	16	at New Orleans (40,328)/N-23	6
L	17	at Philadelphia (56,694)/N-30	27
L	13	Houston (43,767)/D-7	27
L	9	at Atlanta (38,501)/D-14	31
L	23	New York Giants (33,939)/D-21	26
255			286

TEAM STATISTICS

	49ers	Opp
TOTAL FIRST DOWNS	240	253
By Rushing	86	102
By Passing	133	130
By Penalties	21	21
TOTAL NET YARDS	4158	4026
Net Yards Rushing	1598	1829
Net Yards Passing	2560	2197
TOTAL PLAYS FROM SCRIMMAGE	905	969
Rushes	422	518
Average Gain Per Rush	3.8	3.5
FORWARD PASSES ATTEMPTED	450	411
Number Completed	234	228
Per Cent Completed	52.0	55.5
Quarterback Sacks	33	40
Yards Lost	246	324
Passes Had Intercepted	19	11
Avg. Net Passing per Game	114.1	156.9
PUNTS	67	84
Total Yardage of Punts	2804	3536
Average Length	41.9	42.1
KICKOFF RETURNS	60	48
Total Yards Returned	1372	1061
Average Length of Return	22.9	22.1
PENALTIES	89	86
Yards Penalized	693	702
FUMBLES	44	34
Own Fumbles Recovered	19	18
Opponents' Fumbles Recovered	16	25
FIELD GOALS	14	17
Field Goals Attempted	28	22
TOTAL POINTS SCORED	255	286
Touchdowns Scored	31	34
Touchdowns Rushing	12	14
Touchdowns Passing	15	15
Touchdowns Returns	4	5
Extra Points	27	31
Field Goals	14	17
Safeties	0	0

SCORING

	TDs	Ru	Pa	Int	Fu	KO	Pu	PAT	FG	S	Pts
Mike-Mayer, Steve	0	0	0	0	0	0	0	31/27	28/14	0	69
Washington, Gene	9	0	9	0	0	0	0	0/0	0/0	0	54
Schreiber, Larry	6	5	1	0	0	0	0	0/0	0/0	0	36
Williams, Delvin	4	3	1	0	0	0	0	0/0	0/0	0	24
Johnson, Sammy	3	3	0	0	0	0	0	0/0	0/0	0	18
Mitchell, Tom	3	0	3	0	0	0	0	0/0	0/0	0	18
Allen, Nate	1	0	0	1	0	0	0	0/0	0/0	0	6
Hart, Tommy	1	0	0	0	1	0	0	0/0	0/0	0	6
Holmes, Mike	1	0	1	0	0	0	0	0/0	0/0	0	6
McGill, Ralph	1	0	0	0	1	0	0	0/0	0/0	0	6
Snead, Norm	1	1	0	0	0	0	0	0/0	0/0	0	6
Washington, Dave*	1	0	0	0	0	0	1	0/0	0/0	0	6
49ERS	31	12	15	1	2	0	1	31/27	28/14	0	255
OPPONENTS	34	14	15	0	4	0	1	34/31	22/17	0	286

*ret. blkd punt

Rookie Names in Italic

	Att	Yds	Avg	LG	TD
Williams, Delvin	117	631	5.4	52	3
Schreiber, Larry	134	337	2.5	15	5
Jackson, Wilbur	78	303	3.9	44	0
Johnson, Sammy	55	185	3.4	26t	3
Spurrier, Steve	15	91	6.7	14	0
Snead, Norm	9	30	3.3	10	1
Johnson, Kermit	4	25	6.3	19	0
Moore, Manfred	3	10	3.3	4	0
Beasley, Terry	1	5	5.0	5	0
Owen, Tom	1	1	1.0	1	0
Hayes, Bob	2	-2	-1.0	-1	0
Holmes, Mike	1	-4	-4.0	-4	0
Washington, Gene	1	-4	-4.0	-4	0
Wittum, Tom	1	-10	-10.0	-10	0
49ERS	422	1598	3.8	52	12
OPPONENTS	518	1829	3.5	26t	14

	No	Yds	Avg	LG	TD
Washington, Gene	44	735	16.7	68t	9
Schreiber, Larry	40	289	7.2	20	1
Williams, Delvin	34	370	10.9	30	1
Mitchell, Tom	25	366	14.6	60t	3
Johnson, Sammy	23	177	7.7	20	0
Beasley, Terry	20	297	14.9	28	0
Jackson, Wilbur	17	128	7.5	20	0
Holmes, Mike	16	220	13.8	25	1
Hayes, Bob	6	119	19.8	36	0
Larson, Bill	5	64	12.8	24	0
Wittum, Tom	2	29	14.5	18	0
Moore, Manfred	1	11	11.0	11	0
Fahnhorst, Keith	1	1	1.0	1	0
49ERS	234	2806	12.0	68t	15
OPPONENTS	228	2521	11.1	65t	15

	No	Yds	Avg	LG	TD
Taylor, Bruce	3	29	9.7	15	0
Vanderbundt, Skip	2	36	18.0	21	0
Johnson, Jimmy	2	0	0.0	0	0
Allen, Nate	1	37	37.0	37t	1
McGill, Ralph	1	27	27.0	27	0
Nunley, Frank	1	6	6.0	6	0
Phillips, Mel	1	3	3.0	3	0
49ERS	11	138	12.6	37t	1
OPPONENTS	19	212	11.2	74	0

	No	Yds	Avg	LG	TD
Moore, Manfred	26	650	25.0	52	0
Johnson, Sammy	17	400	23.5	41	0
Johnson, Kermit	6	135	22.5	27	0
Baker, Wayne	4	45	11.3	15	0
Holmes, Mike	2	59	29.5	44	0
Hart, Jeff	2	28	14.0	14	0
Williams, Delvin	1	24	24.0	24	0
Hall, Windlan	1	18	18.0	18	0
Fahnhorst, Keith	1	13	13.0	13	0
49ERS	60	1372	22.9	52	0
OPPONENTS	48	1061	22.1	50	0

	No	FC	Yds	Avg	LG	TD
Taylor, Bruce	16	1	166	10.4	66	0
Moore, Manfred	16	0	160	10.0	17	0
McGill, Ralph	31	0	290	9.4	34	0
49ERS	63	1	616	9.8	66	0
OPPONENTS	43	1	490	11.4	76	0

	No	Yds	Avg	LG	Blk
Wittum, Tom	67	2804	41.9	64	3
49ERS	67	2804	41.9	64	3
OPPONENTS	84	3536	42.1	56	3

	Att	Comp	Pct	Yds	LG	TD	Int	QB
Snead, Norm	189	108	57.1	1337	60t	9	10	73.0
Spurrier, Steve	207	102	49.3	1151	68t	5	7	60.3
Owens, Tom	51	24	47.1	318	24	1	2	57.5
Johnson, Sammy	2	0	0.0	0	0	0	0	39.6
Washington, Gene	1	0	0.0	0	0	0	0	39.6
49ERS	450	234	52.0	2806	68t	15	19	64.9
OPPONENTS	411	228	55.5	2521	63t	15	11	74.9

1976 (8-6)

Monte Clark, Coach

W	26	at Green Bay (54,628)/S-12	14
L	12	Chicago (44,158)/S-19	19
W	37	at Seattle (59,108)/S-26	21
W	17	New York Jets (42,961)/O-3	6
W	16	at Los Angeles Rams (84,483)-MN/O-11	0
W	33	New Orleans (43,160)/O-17	3
W	15	Atlanta (50,240)-SN/O-23	0
L	20	at St. Louis (50,365)/O-31	(OT) 23
L	21	Washington (56,134)/N-7	24
L	16	at Atlanta (20,058)/N-14	21
L	3	Los Angeles Rams (57,909)/N-21	23
W	20	Minnesota (56,775)-MN/N-29	16
L	7	at San Diego (33,539)/D-5	(OT) 13
W	27	at New Orleans (42,536)/D-12	7
270			190

TEAM STATISTICS

TOTAL FIRST DOWNS	49ers	Opp
By Rushing	242	218
By Passing	131	94
By Penalties	91	102
TOTAL NET YARDS	4085	3562
Net Yards Rushing	2447	1786
Net Yards Passing	1638	1776
TOTAL PLAYS FROM SCRIMMAGE	916	922
Rushes	576	487
Average Gain Per Rush	4.3	3.7
FORWARD PASSES ATTEMPTED	306	374
Number Completed	155	180
Per Cent Completed	50.7	48.1
Quarterback Sacks	34	61
Yards Lost	325	573
Passes Had Intercepted	21	9
Avg. Net Passing per Game	117.0	126.9
PUNTS	91	108
Total Yardage of Punts	3634	4327
Average Length	39.9	40.1
KICKOFF RETURNS	38	46
Total Yards Returned	777	924
Average Length of Return	20.5	20.1
PENALTIES	102	94
Yards Penalized	848	906
FUMBLES	30	37
Own Fumbles Recovered	18	21
Opponents' Fumbles Recovered	16	12
FIELD GOALS	16	6
Field Goals Attempted	28	21
TOTAL POINTS SCORED	270	190
Touchdowns Scored	32	25
Touchdowns Rushing	14	10
Touchdowns Passing	15	13
Touchdowns Returns	3	2
Extra Points	26	20
Field Goals	16	6
Safeties	2	1

SCORING

	TDs	Ru	Pa	Int	Fu	KO	Pu	PAT	FG	S	Pts
Mike-Mayer, Steve	0	0	0	0	0	0	0	30/26	28/16	0	74
Williams, Delvin	9	7	2	0	0	0	0	0/0	0/0	0	54
Washington, Gene	6	0	6	0	0	0	0	0/0	0/0	0	36
McGee, Willie	4	0	4	0	0	0	0	0/0	0/0	0	24
<i>Bull, Scott</i>	2	2	0	0	0	0	0	0/0	0/0	0	12
Jackson, Wilbur	2	1	1	0	0	0	0	0/0	0/0	0	12
Johnson, Sammy	2	2	0	0	0	0	0	0/0	0/0	0	12
Elam, Cleveland	1	0	0	0	1	0	0	0/0	0/0	0	6
<i>Ferrell, Bob</i>	1	1	0	0	0	0	0	0/0	0/0	0	6
<i>Hofer, Paul</i>	1	0	1	0	0	0	0	0/0	0/0	0	6
Johnson, Kermit	1	1	0	0	0	0	0	0/0	0/0	0	6
<i>Leonard, Anthony</i>	1	0	0	0	0	0	1	0/0	0/0	0	6
McGill, Ralph	1	0	0	0	0	0	1	0/0	0/0	0	6
Mitchell, Tom	1	0	1	0	0	0	0	0/0	0/0	0	6
Hart, Tommy	0	0	0	0	0	0	0	0/0	0/0	1	2
Team	0	0	0	0	0	0	0	0/0	0/0	1	2
49ERS	32	14	15	0	1	0	2	30/26	28/16	2	270
OPPONENTS	25	10	13	2	0	0	0	24/20	21/6	1	190

Rookie Names in Italic

RUSHING	Att	Yds	Avg	LG	TD
Williams, Delvin	248	1203	4.9	80t	7
Jackson, Wilbur	200	792	4.0	24	1
Johnson, Kermit	32	99	3.1	16	1
Plunkett, Jim	19	95	5.0	12	0
<i>Hofer, Paul</i>	18	74	4.1	17	0
Bull, Scott	15	66	4.4	18	2
Johnson, Sammy	24	52	2.2	12	2
<i>Ferrell, Bob</i>	9	28	3.1	11	1
Domres, Marty	4	18	4.5	8	0
Lash, Jim	3	5	1.7	8	0
McGee, Willie	3	12	4.0	19	0
Washington, Gene	1	3	3.0	3	0
49ERS	576	2447	4.3	80t	14
OPPONENTS	487	1786	3.7	29	10

RECEIVING	No	Yds	Avg	LG	TD
Washington, Gene	33	457	13.9	55t	6
Jackson, Wilbur	33	324	9.8	32	1
Williams, Delvin	27	283	10.5	85t	2
Mitchell, Tom	20	240	12.0	27	1
McGee, Willie	13	269	20.7	52t	4
Lash, Jim	13	190	14.6	43	0
Johnson, Sammy	5	52	10.4	24	0
<i>Hofer, Paul</i>	4	45	11.3	13t	1
<i>Harrison, Ken</i>	3	65	21.7	41	0
Johnson, Kermit	1	11	11.0	11	0
Obrodovich, Jim	1	11	11.0	11	0
<i>Ferrell, Bob</i>	1	9	9.0	9	0
<i>Rivera, Steve</i>	1	7	7.0	7	0
49ERS	155	1963	12.7	85t	15
OPPONENTS	180	2349	13.1	77t	13

INTERCEPTIONS	No	Yds	Avg	LG	TD
<i>Rhodes, Bruce</i>	3	42	14.0	30	0
Phillips, Mel	2	14	7.0	14	0
Vanderbundt, Skip	2	8	4.0	8	0
Johnson, Jimmy	1	17	17.0	17	0
Nunley, Frank	1	12	12.0	12	0
49ERS	9	93	10.3	30	0
OPPONENTS	21	253	12.1	43	2

KICKOFF RETURNS	No	Yds	Avg	LG	TD
<i>Leonard, Anthony</i>	26	553	21.3	39	0
<i>Hofer, Paul</i>	5	91	18.2	23	0
Johnson, Kermit	4	114	28.5	40	0
Mitchell, Tom	2	7	3.5	7	0
<i>Ferrell, Bob</i>	1	12	12.0	12	0
49ERS	38	777	20.5	40	0
OPPONENTS	46	924	20.1	38	0

PUNT RETURNS	No	FC	Yds	Avg	LG	TD
<i>Rhodes, Bruce</i>	16	2	142	8.9	22	0
<i>Leonard, Anthony</i>	35	5	293	8.4	60t	1
McGill, Ralph	10	1	103	10.3	50	1
Taylor, Bruce	3	1	16	5.3	11	0
<i>Rivera, Steve</i>	1	0	3	3.0	3	0
49ERS	65	9	557	8.6	60t	2
OPPONENTS	52	2	351	6.8	25	0

PUNTING	No	Yds	Avg	LG	Blk
Wittum, Tom	91	3634	39.9	68	2
49ERS	91	3634	39.9	68	2
OPPONENTS	108	4327	40.1	72	1

PASSING	Att	Comp	Pct	Yds	LG	TD	Int	QB
Plunkett, Jim	243	126	51.9	1592	85t	13	16	63.0
Domres, Marty	14	7	50.0	101	41	0	1	44.0
<i>Bull, Scott</i>	48	21	43.8	252	30	2	4	36.6
Williams, Delvin	1	1	100.0	18	18	0	0	118.8
49ERS	306	155	50.7	1963	85t	15	21	58.8
OPPONENTS	374	180	48.1	2249	77t	13	9	68.8

1977 (5-9)

Ken Meyer, Coach

L	0	at Pittsburgh (48,046)-MN/S-19	27
L	15	Miami (40,503)/S-25	19
L	14	at Los Angeles Rams (55,466)/O-2	34
L	0	Atlanta (38,009)/O-9	7
L	17	at New York Giants (70,366)/O-16	20
W	28	Detroit (39,392)/O-23	7
W	20	Tampa Bay (34,750)/O-30	10
W	10	at Atlanta (46,577)/N-6	3
W	10	at New Orleans (41,564)/N-13	(OT) 7
L	10	Los Angeles Rams (56,779)/N-20	23
W	20	New Orleans (33,702)/N-27	17
L	27	at Minnesota (40,745)/D-4	28
L	35	Dallas (55,848)-MN/D-12	42
L	14	at G.B. in Milwaukee (44,902)/D-18	16
220			260

TEAM STATISTICS		49ers	Opp
TOTAL FIRST DOWNS		219	221
By Rushing		126	107
By Passing		81	94
By Penalties		12	20
TOTAL NET YARDS		3594	3457
Net Yards Rushing		2086	1869
Net Yards Passing		1508	1588
TOTAL PLAYS FROM SCRIMMAGE		877	863
Rushes		564	551
Average Gain Per Rush		3.7	3.4
FORWARD PASSES ATTEMPTED		277	270
Number Completed		136	139
Per Cent Completed		49.1	51.5
Quarterback Sacks		36	42
Yards Lost		289	360
Passes Had Intercepted		17	8
Avg. Net Passing per Game		107.7	113.4
PUNTS		80	86
Total Yardage of Punts		2801	3228
Average Length		35.0	37.5
KICKOFF RETURNS		49	48
Total Yards Returned		1174	1025
Average Length of Return		24.0	21.4
PENALTIES		99	96
Yards Penalized		830	820
FUMBLES		27	21
Own Fumbles Recovered		19	11
Opponents' Fumbles Recovered		10	8
FIELD GOALS		11	13
Field Goals Attempted		19	22
TOTAL POINTS SCORED		220	260
Touchdowns Scored		27	32
Touchdowns Rushing		16	16
Touchdowns Passing		9	14
Touchdowns Returns		2	2
Extra Points		25	29
Field Goals		11	13
Safeties		0	0

SCORING		TDs	Ru	Pa	Int	Fu	KO	Pu	PAT	FG	S	Pts
Williams, Delvin		9	7	2	0	0	0	0	0/0	0/0	0	54
Wersching, Ray		0	0	0	0	0	0	0	23/23	17/10	0	53
Jackson, Wilbur		7	7	0	0	0	0	0	0/0	0/0	0	42
Washington, Gene		5	0	5	0	0	0	0	0/0	0/0	0	30
Baldassin, Mike		1	0	0	0	0	0	1*	0/0	0/0	0	6
Ferrell, Bob		1	1	0	0	0	0	0	0/0	0/0	0	6
Harrison, Kenny		1	0	1	0	0	0	0	0/0	0/0	0	6
Plunkett, Jim		1	1	0	0	0	0	0	0/0	0/0	0	6
Seal, Paul		1	0	1	0	0	0	0	0/0	0/0	0	6
Williams, Dave		1	0	0	0	0	1	0	0/0	0/0	0	6
Wittum, Tom		0	0	0	0	0	0	0	4/2	2/1	0	5
49ERS		27	16	9	0	0	1	1	27/25	19/11	0	220
OPPONENTS		32	16	14	1	0	1	0	32/29	22/13	0	260

*rcvrd blkd punt

RUSHING		Att	Yds	Avg	LG	TD
Williams, Delvin		268	931	3.5	40	7
Jackson, Wilbur		179	780	4.4	80	7
Ferrell, Bob		41	160	3.9	12	1
Hofer, Paul		34	106	3.1	10	0
Plunkett, Jim		28	71	2.5	9	1
Bull, Scott		5	20	4.0	8	0
Harrison, Kenny		6	15	2.5	15	0
Williams, Dave		2	6	3.0	6	0
McGee, Willie		1	-3	-3.0	-3	0
49ERS		564	2086	3.7	80	16
OPPONENTS		551	1869	3.4	42t	16

RECEIVING		No	Yds	Avg	LG	TD
Washington, Gene		32	638	19.9	47t	5
Jackson, Wilbur		22	169	7.7	24	0
Williams, Dave		20	179	9.0	17	2
Mitchell, Tom		19	226	11.9	31	0
Harrison, Ken		15	217	14.5	46	1
Seal, Paul		13	230	17.7	47t	1
Hofer, Paul		5	46	9.2	16	0
Lash, Jim		3	22	7.3	16	0
McGee, Willie		2	27	13.5	14	0
Obrodovich, Jim		2	16	8.0	11	0
Ferrell, Bob		2	12	6.0	7	0
Cline, Tony		1	15	15.0	15	0
49ERS		136	1797	13.2	47t	9
OPPONENTS		139	1948	14.0	73t	14

INTERCEPTIONS		No	Yds	Avg	LG	TD
Washington, Dave		2	68	34.0	50	0
Phillips, Mel		2	23	11.5	23	0
McGill, Ralph		1	30	30.0	30	0
Harper, Willie		1	6	6.0	6	0
Vanderbundt, Skip		1	6	6.0	6	0
Leonard, Anthony		1	0	0.0	0	0
49ERS		8	133	16.6	50	0
OPPONENTS		17	298	17.5	42	1

KICKOFF RETURNS		No	Yds	Avg	LG	TD
Hofer, Paul		36	871	24.2	48	0
Williams, Delvin		4	122	30.5	80t	1
Jennings, Rick		3	60	20.0	24	0
Ferrell, Bob		3	35	11.7	17	0
Leonard, Anthony		1	68	68.0	68	0
Obrodovich, Jim		1	9	9.0	9	0
Williams, Dave		1	9	9.0	9	0
49ERS		49	1174	24.0	80t	1
OPPONENTS		48	1025	21.4	92t	1

PUNT RETURNS		No	FC	Yds	Avg	LG	TD
Leonard, Anthony		22	2	154	7.0	19	0
Black, Stan		13	1	38	2.9	11	0
Jennings, Rick		7	1	32	4.6	13	0
Rivera, Steve		3	0	7	2.3	3	0
Williams, Dave		1	0	60	60.0	60	0
Elia, Bruce		1	0	1	1.0	1	0
Baldassin, Mike		1	1	0	0.0	0	0
49ERS		48	5	292	6.1	60	0
OPPONENTS		47	6	444	9.5	63	0

PUNTING		No	Yds	Avg	LG	Blk
Wittum, Tom		80	2801	35.0	54	3
49ERS		80	2801	35.0	54	3
OPPONENTS		86	3228	37.5	62	1

PASSING		Att	Comp	Pct	Yds	LG	TD	Int	QB
Plunkett, Jim		248	128	51.6	1693	47t	9	14	62.1
Bull, Scott		24	7	29.2	89	26	0	2	7.8
Wittum, Tom		3	1	33.3	15	15	0	0	50.7
Harrison, Kenny		1	0	0.0	0	0	0	0	39.6
Williams, Delvin		1	0	0.0	0	0	0	1	39.6
49ERS		277	136	49.1	1797	47t	9	17	55.3
OPPONENTS		270	139	51.5	1948	73t	14	8	80.0

1978 (2-14)

Coach*

L	7	at Cleveland (68,973)/S-3	24
L	13	Chicago (49,502)/S-10	16
L	19	at Houston (46,161)/S-17	20
L	10	at New York Giants (71,536)/S-24	27
W	28	Cincinnati (41,107)/O-1	12
L	10	at Los Angeles Rams (59,337)/O-8	27
L	7	New Orleans (37,671)/O-15	14
L	17	Atlanta (34,133)/O-22	20
L	20	at Washington (53,706)/O-29	38
L	10	at Atlanta (55,468)/N-5	21
L	10	St. Louis (33,155)/N-12	16
L	28	Los Angeles Rams (45,022)/N-19	31
L	7	Pittsburgh (51,657)-MN/N-27	24
L	13	at New Orleans (50,068)/D-3	24
W	6	Tampa Bay (30,931)/D-10	3
L	14	at Detroit (56,674)/D-17	33
219			350

* Pete McCulley was fired after 9 games and Fred O'Connor was appointed his successor.

TEAM STATISTICS

	49ers	Opp
TOTAL FIRST DOWNS	257	298
By Rushing	117	128
By Passing	106	133
By Penalties	34	37
TOTAL YARDS GAINED	4047	5024
By Rushing	2091	2365
By Passing	1956	2659
TOTAL PLAYS FROM SCRIMMAGE	1062	1097
Rushes	585	649
Average Gain Per Rush	3.6	3.6
NET YARDS PASSING	1956	2659
Passes Attempted	435	413
Passes Completed	190	219
Percent Completed	43.2	53.0
Had Intercepted	36	18
Times Sacked	42	35
Lost Attempting to Pass	350	289
PUNTS	97	87
Total Yardage of Punts	3583	3497
Average Length	39.6	40.2
KICKOFF RETURNS	73	47
Total Yards Returned	1421	928
Average Length of Return	19.5	19.7
PENALTIES	115	154
Yards Penalized	930	1301
FUMBLES	56	50
Own Fumbles Recovered	29	23
Opponents' Fumbles Recovered	27	27
FIELD GOALS	15	23
Field Goals Attempted	23	38
TOTAL POINTS SCORED	219	350
Touchdowns Scored	25	40
Touchdowns Rushing	14	17
Touchdowns Passing	9	20
Touchdown Returns	2	3
Extra Points	24	39
Safeties	0	1

SCORING

	TDs	Ru	Pa	Int	Fu	KO	Pu	PAT	FG	S	Pts
Wersching, Ray	0	0	0	0	0	0	0	25/24	23/15	0	69
Hofer, Paul	7	7	0	0	0	0	0	0/0	0/0	0	42
Simpson, O.J.	3	1	2	0	0	0	0	0/0	0/0	0	18
Solomon, Freddie	3	1	2	0	0	0	0	0/0	0/0	0	18
Boykin, Greg	2	2	0	0	0	0	0	0/0	0/0	0	12
Seal, Paul	2	0	2	0	0	0	0	0/0	0/0	0	12
Boyd, Elmo	1	0	1	0	0	0	0	0/0	0/0	0	6
Bull, Scott	1	1	0	0	0	0	0	0/0	0/0	0	6
DeBerg, Steve	1	1	0	0	0	0	0	0/0	0/0	0	6
Ferrell, Bob	1	1	0	0	0	0	0	0/0	0/0	0	6
Leonard, Anthony	1	0	0	1	0	0	0	0/0	0/0	0	6
MacAfee, Ken	1	0	1	0	0	0	0	0/0	0/0	0	6
Steptoe, Jack	1	0	1	0	0	0	0	0/0	0/0	0	6
Williams, Dave	1	0	0	0	0	1	0	0/0	0/0	0	6
49ERS	25	14	9	1	0	1	0	25/24	23/15	0	219
OPPONENTS	40	17	20	1	1	0	1*	40/39	38/23	1	350

*ret of blkd punt

Rookie Names in Italic

RUSHING	Att	Yds	Avg	LG	TD
Simpson, O.J.	161	593	3.7	34	1
Ferrell, Bob	125	471	3.8	20	1
Hofer, Paul	121	465	3.8	40	7
Boykin, Greg	102	361	3.5	23	2
Bull, Scott	29	100	3.5	15t	1
Solomon, Freddie	14	70	5.0	17	1
DeBerg, Steve	15	20	1.3	7	1
Williams, Dave	15	18	1.2	6	0
<i>Carr, Earl</i>	1	2	2.0	2	0
Elia, Bruce	1	0	0.0	0	0
Jones, Larry	1	-9	-9.0	-9	0
49ERS	585	2091	3.6	40	14
OPPONENTS	649	2365	3.6	39	17

RECEIVING	No	Yds	Avg	LG	TD
Solomon, Freddie	31	458	14.8	58t	2
MacAfee, Ken	22	205	9.3	22	1
Seal, Paul	21	370	17.6	41t	2
Simpson, O.J.	21	172	8.2	19	2
Boykin, Greg	19	112	5.9	22	0
Harrison, Ken	16	320	20.0	50	0
Ferrell, Bob	16	123	7.7	14	0
Hofer, Paul	12	170	14.2	46	0
<i>LeCount, Terry</i>	10	131	13.1	30	0
Williams, Dave	10	63	6.3	13	0
<i>Boyd, Elmo</i>	9	115	12.8	32	1
<i>Steptoe, Jack</i>	2	46	23.0	35t	1
Jones, Larry	1	21	21.0	21	0
49ERS	190	2306	12.1	58t	9
OPPONENTS	219	2948	13.5	71	20

INTERCEPTIONS	No	Yds	Avg	LG	TD
Crist, Chuck	6	159	26.5	32	0
Leonard, Anthony	4	44	11.0	30	1
Lewis, Eddie	3	17	5.7	11	0
Odom, Ricky	2	19	9.5	19	0
Roberson, Vern	1	31	31.0	31	0
Bunz, Dan	1	13	13.0	13	0
<i>Nichols, Mark</i>	1	0	0.0	0	0
49ERS	18	283	15.7	32	1
OPPONENTS	36	608	16.9	64	1

KICKOFF RETURNS	No	Yds	Avg	LG	TD
Williams, Dave	34	745	21.9	89t	1
Hofer, Paul	18	386	21.4	40	0
<i>LeCount, Terry</i>	5	91	18.2	23	0
<i>Hughes, Ernie</i>	4	53	22.8	17	0
<i>Nichols, Mark</i>	3	39	17.7	20	0
Boykin, Greg	3	37	13.0	25	0
<i>Walker, Elliott</i>	2	25	18.5	23	0
<i>Downing, Walt</i>	2	13	12.5	13	0
Ferrell, Bob	1	24	13.0	24	0
<i>Quillan, Fred</i>	1	8	24.0	8	0
49ERS	73	1421	19.5	89t	1
OPPONENTS	47	928	19.7	36	0

PUNT RETURNS	No	FC	Yds	Avg	LG	TD
<i>Steptoe, Jack</i>	11	0	129	11.7	28	0
Jones, Larry	10	1	86	8.6	52	0
Solomon, Freddie	9	5	35	3.9	11	0
<i>Shumann, Mike</i>	8	1	40	5.0	36	0
Leonard, Anthony	8	5	26	3.3	14	0
Roberson, Vern	1	0	7	7.0	7	0
49ERS	47	12	323	6.9	52	0
OPPONENTS	46	16	356	7.7	44	0

PUNTING	No	Yds	Avg	TB	I-20	LG	Bik
<i>Connell, Mike</i>	97	3583	36.9	10	15	59	1
49ERS	97	3583	36.9	10	15	59	1
OPPONENTS	87	3497	40.2	13	17	62	0

PASSING	Att	Comp	Pct	Yds	LG	TD	Int	QB
DeBerg, Steve	302	137	45.4	1570	58t	8	22	40.0
Bull, Scott	121	48	39.7	651	48	1	11	22.4
Solomon, Freddie	10	5	30.0	85	30	0	1	22.9
<i>Threadgill, Bruce</i>	2	0	0.0	0	0	0	2	0.0
49ERS	435	190	43.7	2306	58t	9	36	32.6
OPPONENTS	413	219	53.0	2948	71	20	18	74.0

1979 (2-14)

Bill Walsh, Coach

L	22	at Minnesota (46,539)/S-2	28
L	13	Dallas (56,728)/S-9	21
L	24	at Los Angeles Rams (44,303)/S-16	27
L	21	New Orleans (39,727)/S-23	30
L	9	at San Diego (50,893)/S-30	31
L	24	Seattle (44,592)/O-7	35
L	16	at New York Giants (70,352)/O-14	32
W	20	Atlanta (33,952)/O-21	15
L	27	Chicago (42,773)/O-28	28
L	10	at Oakland Raiders (52,764)/N-4	23
L	20	at New Orleans (65,551)/N-11	31
L	28	Denver (42,910)/N-18	38
L	20	Los Angeles Rams (49,282)/N-25	26
L	10	at St. Louis (41,593)/D-2	13
W	23	Tampa Bay (44,506)/D-9	7
L	21	at Atlanta (37,211)/D-16	31
308			416

TEAM STATISTICS

	49ers	Opp
TOTAL FIRST DOWNS	326	326
By Rushing	120	136
By Passing	200	160
By Penalties	16	30
TOTAL YARDS GAINED	5573	5393
By Rushing	1932	2213
By Passing	3641	3180
TOTAL PLAYS FROM SCRIMMAGE	1099	1014
Rushes	480	544
Average Gain Per Rush	4.0	4.1
NET YARDS PASSING	3641	3180
Passes Attempted	602	441
Passes Completed	361	262
Percent Completed	60.0	59.4
Had Intercepted	21	15
Times Sacked	17	29
Lost Attempting to Pass	119	227
PUNTS	72	74
Total Yardage of Punts	2626	2817
Average Length	36.5	38.1
KICKOFF RETURNS	75	68
Total Yards Returned	1538	1367
Average Length of Return	20.5	20.1
PENALTIES	95	119
Yards Penalized	853	858
FUMBLES	37	33
Own Fumbles Recovered	19	15
Opponents' Fumbles Recovered	18	18
FIELD GOALS	20	14
Field Goals Attempted	24	17
TOTAL POINTS SCORED	308	416
Touchdowns Scored	36	54
Touchdowns Rushing	17	24
Touchdowns Passing	18	25
Touchdown Returns	1	5
Extra Points	32	46
Safeties	0	2

SCORING

	TDs	Ru	Pa	Int	Fu	KO	Pu	PAT	FG	S	Pts
Wersching, Ray	0	0	0	0	0	0	0	35/32	24/20	0	92
Hofer, Paul	9	7	2	0	0	0	0	0/0	0/0	0	54
Solomon, Freddie	8	1	7	0	0	0	0	0/0	0/0	0	48
MacAfee, Ken	4	0	4	0	0	0	0	0/0	0/0	0	24
Shumann, Mike	4	0	4	0	0	0	0	0/0	0/0	0	24
Elliott, Lenvil	3	3	0	0	0	0	0	0/0	0/0	0	18
Simpson, O.J.	3	3	0	0	0	0	0	0/0	0/0	0	18
Jackson, Wilbur	2	2	0	0	0	0	0	0/0	0/0	0	12
Bruer, Bob	1	0	1	0	0	0	0	0/0	0/0	0	6
Francis, Phil	1	1	0	0	0	0	0	0/0	0/0	0	6
Owens, James	1	0	0	0	0	1	0	0/0	0/0	0	6
+Montana, Joe	0	0	0	0	0	0	1/0	0/0	0/0	0	0
49ERS	36	17	18	0	0	1	0	36/32	24/20	0	308
OPPONENTS**	54	24	25	1	2	0	1*	54/46	17/14	2	416

*ret. of blkd punt **had one ret. of blkd FGA

+ incomplete pass on PAT attempt

Rookie Names in *Italic*

	Att	Yds	Avg	LG	TD
RUSHING					
Hofer, Paul	123	615	5.0	47	7
Simpson, O.J.	120	460	3.8	22	3
Jackson, Wilbur	114	375	3.3	16	2
Elliott, Lenvil	33	135	4.1	12	3
Francis, Phil	31	118	3.8	16	1
Solomon, Freddie	6	85	14.2	56t	1
Owens, James	8	52	6.5	19	0
Ferrell, Bob	8	33	4.1	8	0
Hogan, Mike	9	31	3.4	6	0
Montana, Joe	3	22	7.3	13	0
DeBerg, Steve	17	10	0.6	8	0
Melville, Dan	3	0	0.0	0	0
Bruer, Bob	5	-4	-0.8	6	0
49ERS	480	1932	4.0	56t	17
OPPONENTS	544	2213	4.1	38	24

	No	Yds	Avg	LG	TD
RECEIVING					
Hofer, Paul	58	662	11.4	44	2
Solomon, Freddie	57	807	14.2	44t	7
Jackson, Wilbur	53	422	8.0	34	0
Shumann, Mike	39	452	11.6	39	4
Francis, Phil	32	198	6.2	19	0
Bruer, Bob	26	254	9.8	19	1
MacAfee, Ken	24	266	11.1	50	4
Elliott, Lenvil	23	197	8.6	30	0
Clark, Dwight	18	232	12.9	30	0
Owens, James	10	121	12.1	17	0
Hogan, Mike	9	65	7.2	17	0
Simpson, O.J.	7	46	6.6	14	0
Seal, Paul	3	34	11.3	14	0
Ferrell, Bob	2	4	2.0	3	0
49ERS	361	3760	10.4	50	18
OPPONENTS	262	3407	13.0	85	25

	No	Yds	Avg	LG	TD
INTERCEPTIONS					
Hicks, Dwight	5	57	11.4	29	0
Williams, Gerard	4	38	9.5	22	0
Cornelius, Charles	3	54	18.0	54	0
Gray, Tim	1	20	20.0	20	0
Bunz, Dan	1	2	2.0	2	0
Morgan, Melvin	1	0	0.0	13	0
49ERS	15	171	11.4	54	0
OPPONENTS	21	355	16.9	91t	2

	No	Yds	Avg	LG	TD
KICKOFF RETURNS					
Owens, James	41	1002	24.4	85t	1
Elliott, Lenvil	9	170	18.9	33	0
Hofer, Paul	8	124	15.5	23	0
Francis, Phil	7	103	14.7	23	0
Ferrell, Bob	6	78	13.0	18	0
Hicks, Dwight	2	36	18.0	19	0
Bruer, Bob	1	20	20.0	20	0
Barrett, Jean	1	5	5.0	5	0
49ERS	75	1538	20.5	85t	1
OPPONENTS	68	1367	20.1	70	0

	No	FC	Yds	Avg	LG	TD
PUNT RETURNS						
Solomon, Freddie	23	2	142	6.2	14	0
Hicks, Dwight	13	3	120	9.2	33	0
Dungy, Tony	8	3	52	6.5	11	0
49ERS	44	8	314	7.1	33	0
OPPONENTS	37	7	262	7.1	44	0

	No	Yds	Avg	TB	I-20	LG	Bik
PUNTING							
Melville, Dan	71	2626	37.0	10	15	53	1
49ERS	72	2626	36.5	10	15	53	1
OPPONENTS	74	2817	38.1	6	14	63	0

	Att	Comp	Pct	Yds	LG	TD	Int	QB
PASSING								
DeBerg, Steve	578	347	60.0	3652	50	17	21	73.1
Montana, Joe	23	13	56.5	96	18	1	0	81.1
Solomon, Freddie	1	1	100.0	12	12	0	0	116.7
49ERS	602	361	60.0	3760	50	18	21	73.5
OPPONENTS	441	262	59.4	3407	85	25	15	88.5

1980 (6-10)

Bill Walsh, Coach

W	26	at New Orleans (58,621)/S-7	23
W	24	St. Louis (49,999)/S-14	(OT) 21
W	37	at New York Jets (50,608)/S-21	27
L	17	Atlanta (56,518)/S-28	20
L	26	at Los Angeles Rams (62,188)/O-5	48
L	14	at Dallas (63,399)/O-12	59
L	17	Los Angeles Rams (55,360)/O-19	31
L	23	Tampa Bay (51,925)/O-26	24
L	13	at Detroit (78,845)/N-2	17
L	16	at G.B. in Milwaukee (54,475)/N-9	23
L	13	at Miami (45,135)/N-16	17
W	12	New York Giants (38,574)/N-23	0
W	21	New England (45,254)/N-30	17
W	38	New Orleans (37,949)/D-7	(OT) 35
L	10	at Atlanta (55,767)/D-14	35
L	13	Buffalo (37,476)/D-21	18
320			415

TEAM STATISTICS

	49ers	Opp
TOTAL FIRST DOWNS	298	341
By Rushing	105	137
By Passing	171	185
By Penalties	22	19
TOTAL YARDS GAINED	5320	5969
By Rushing	1743	2218
By Passing	3577	3751
TOTAL PLAYS FROM SCRIMMAGE	1042	556
Rushes	415	556
Average Gain Per Rush	4.2	4.0
NET YARDS PASSING	3577	3751
Passes Attempted	597	495
Passes Completed	363	327
Percent Completed	60.8	66.1
Had Intercepted	26	17
Times Sacked	30	31
Lost Attempting to Pass	222	207
PUNTS	77	67
Total Yardage of Punts	3152	2560
Average Length	40.9	38.2
KICKOFF RETURNS	75	58
Total Yards Returned	1385	1203
Average Length of Return	18.5	20.7
PENALTIES	109	92
Yards Penalized	933	286
FUMBLES	39	34
Own Fumbles Recovered	25	17
Opponents' Fumbles Recovered	17	14
FIELD GOALS	15	17
Field Goals Attempted	19	26
TOTAL POINTS SCORED	320	415
Touchdowns Scored	40	52
Touchdowns Rushing	10	20
Touchdowns Passing	27	29
Touchdown Returns	3	3
Extra Points	33	50
Safeties	1	1

SCORING

	TDs	Ru	Pa	Int	Fu	KO	Pu	PAT	FG	S	Pts
Wersching, Ray	0	0	0	0	0	0	0	39/33	19/15	0	78
Solomon, Freddie	10	0	8	0	0	0	2	0/0	0/0	0	60
Cooper, Earl	9	5	4	0	0	0	0	0/0	0/0	0	54
Clark, Dwight	8	0	8	0	0	0	0	0/0	0/0	0	48
Elliott, Lenvil	3	2	1	0	0	0	0	0/0	0/0	0	18
Hofer, Paul	3	1	2	0	0	0	0	0/0	0/0	0	18
Montana, Joe	2	2	0	0	0	0	0	0/0	0/0	0	12
Ramson, Eason	2	0	2	0	0	0	0	0/0	0/0	0	12
Young, Charle	2	0	2	0	0	0	0	0/0	0/0	0	12
Owens, James	1	0	0	0	0	1	0	0/0	0/0	0	6
Stuckey, Jim	0	0	0	0	0	0	0	0/0	0/0	1	2
49ERS	40	10	27	0	0	1	2	39/33	19/15	1	320
OPPONENTS	52	20	29	2	1	0	0	52/50	26/17	0	415

Rookie Names in Italic

RUSHING	Att	Yds	Avg	LG	TD
Cooper, Earl	171	720	4.2	47	5
Elliott, Lenvil	76	341	4.5	20	2
Hofer, Paul	60	293	4.9	26t	1
Woods, Don	50	229	4.6	23	0
Montana, Joe	32	77	2.4	11	2
Solomon, Freddie	8	56	7.0	11	0
Francis, Phil	7	36	5.1	14	0
DeBerg, Steve	6	4	0.7	7	0
Patton, Ricky	1	1	1.0	1	0
Ramson, Eason	2	-2	-1.0	4	0
Miller, Jim	2	-12	-6.0	0	0
49ERS	415	1743	4.2	47	10
OPPONENTS	556	2218	4.0	48	20

RECEIVING	No	Yds	Avg	LG	TD
Cooper, Earl	83	567	6.8	66t	4
Clark, Dwight	82	991	12.1	71t	8
Solomon Freddie	48	658	13.7	93t	8
Hofer, Paul	41	467	11.4	28	2
Young, Charle	29	325	11.2	41	2
Elliott, Lenvil	27	285	10.6	45t	1
Ramson, Eason	21	179	8.5	22	2
Woods, Don	20	171	8.6	23	0
Owens, James	9	133	14.8	29	0
Francis, Phil	3	23	7.7	15	0
49ERS	363	3799	10.5	93t	27
OPPONENTS	327	3958	12.1	81t	29

INTERCEPTIONS	No	Yds	Avg	LG	TD
Hicks, Dwight	4	73	18.3	44	0
Churchman, Ricky	4	7	1.8	7	0
Leopold, Bobby	2	23	11.5	13	0
Turner, Keena	2	15	7.5	11	0
Williams, Gerard	1	28	28.0	28	0
Rhodes, Ray	1	25	25.0	25	0
Johnson, Charles	1	15	15.0	15	0
Puki, Craig	1	0	0.0	0	0
Tautolo, Terry	1	0	0.0	0	0
49ERS	17	186	10.9	44	0
OPPONENTS	26	319	12.3	48	2

KICKOFF RETURNS	No	Yds	Avg	LG	TD
Owens, James	31	726	23.4	101t	1
Elliott, Lenvil	18	321	17.8	32	0
Anderson, Terry	6	104	17.3	22	0
Solomon, Freddie	5	60	12.0	32	0
Francis, Phil	4	61	15.3	32	0
Patton, Ricky	4	43	10.8	19	0
Johnson, Charles	2	10	5.0	22	0
Ramson, Eason	1	18	1.8	18	0
Tautolo, Terry	1	16	16.0	16	0
Young, Charle	1	14	14.0	14	0
Hughes, Ernie	1	10	10.0	10	0
Hofer, Paul	1	2	2.0	2	0
49ERS	75	1385	18.5	101t	1
OPPONENTS	58	1203	20.7	52	0

PUNT RETURNS	No	FC	Yds	Avg	LG	TD
Solomon, Freddie	27	3	298	11.0	57t	2
Hicks, Dwight	12	3	58	4.8	10	0
Robinson, Jimmy	3	0	36	12.0	21	0
Churchman, Ricky	2	0	16	8.0	13	0
Ferrell, Bob	1	0	1	1.0	1	0
49ERS	45	6	409	9.1	57t	2
OPPONENTS	48	11	530	11.0	43	0

PUNTING	No	Yds	Avg	TB	I-20	LG	Bik
Miller, Jim	77	3152	40.9	5	11	65	0
49ERS	77	3152	40.9	5	11	65	0
OPPONENTS	67	2560	38.2	6	10	64	0

PASSING	Att	Comp	Pct	Yds	LG	TD	Int	QB
Montana, Joe	273	176	64.5	1795	71t	15	9	87.8
DeBerg, Steve	321	186	57.9	1998	93t	12	17	66.7
Solomon, Freddie	1	0	0.0	0	0	0	0	39.6
Woods, Don	2	1	50.0	6	6	0	0	56.3
49ERS	597	363	60.8	3799	93t	27	26	76.2
OPPONENTS	495	327	66.1	3958	81t	29	17	95.7

1981 (13-3/16-3)

NFC West Champions – World Champions

Bill Walsh, Coach

L	17	at Detroit (62,123)/S-6	24
W	28	Chicago (49,520)/S-13	17
L	17	at Atlanta (56,653)/S-20	34
W	21	New Orleans (44,433)/S-27	14
W	30	at Washington (51,843)/O-4	17
W	45	Dallas (57,574)/O-11	14
W	13	at G.B. in Milwaukee (50,171)/O-18	3
W	20	Los Angeles Rams (59,190)/O-25	17
W	17	at Pittsburgh (52,878)/N-1	14
W	17	Atlanta (59,127)/N-8	14
L	12	Cleveland (52,445)/N-15	15
W	33	at Los Angeles Rams (63,456)/N-22	31
W	17	New York Giants (57,186)/N-29	10
W	21	at Cincinnati (56,796)/D-6	3
W	28	Houston (55,707)/D-13	6
W	21	at New Orleans (43,639)/D-20	17
357			250

NFC PLAYOFF - JAN. 3

(at San Francisco – Candlestick Park)

W	38	New York Giants (58,360)	24
---	----	--------------------------	----

NFC CHAMPIONSHIP - JAN. 10

(at San Francisco – Candlestick Park)

W	28	Dallas (60,525)	27
---	----	-----------------	----

SUPER BOWL XVI - JAN. 24

(at Pontiac, Michigan – Silverdome)

W	26	Cincinnati (81,270)	21
---	----	---------------------	----

TEAM STATISTICS		49ers	Opp
TOTAL FIRST DOWNS		317	280
By Rushing		110	113
By Passing		183	144
By Penalties		24	23
TOTAL YARDS GAINED		5484	4763
By Rushing		1941	1918
By Passing		3543	2845
TOTAL PLAYS FROM SCRIMMAGE		1106	1014
Rushes		560	464
Average Gain Per Rush		3.5	4.1
NET YARDS PASSING		3543	2845
Passes Attempted		517	514
Passes Completed		328	273
Percent Completed		63.4	53.1
Had Intercepted		13	27
Times Sacked		29	36
Lost Attempting to Pass		223	290
PUNTS		93	83
Total Yardage of Punts		3858	3433
Average Length		41.5	41.4
KICKOFF RETURNS		45	67
Total Yards Returned		909	1389
Average Length of Return		20.2	20.7
PENALTIES		92	108
Yards Penalized		752	866
FUMBLES		26	36
Own Fumbles Recovered		14	15
Opponents' Fumbles Recovered		21	12
FIELD GOALS		19	13
Field Goals Attempted		29	23
TOTAL POINTS SCORED		357	250
Touchdowns Scored		43	30
Touchdowns Rushing		17	10
Touchdowns Passing		20	16
Touchdown Returns		6	4
Extra Points		42	29
Safeties		0	1

SCORING	TDs	Ru	Pa	Int	Fu	KO	Pu	PAT	FG	S	Pts
Wersching, Ray	0	0	0	0	0	0	0	30/30	23/17	0	81
Solomon, Freddie	8	0	8	0	0	0	0	0/0	0/0	0	48
Davis, Johnny	7	7	0	0	0	0	0	0/0	0/0	0	42
Patton, Ricky	5	4	1	0	0	0	0	0/0	0/0	0	30
Young, Charle	5	0	5	0	0	0	0	0/0	0/0	0	30
Clark, Dwight	4	0	4	0	0	0	0	0/0	0/0	0	24
Bahr, Matt	0	0	0	0	0	0	0	12/12	6/2	0	18
Lott, Ronnie	3	0	0	3	0	0	0	0/0	0/0	0	18
Hicks, Dwight	2	0	0	1	1	0	0	0/0	0/0	0	12
Lawrence, Amos	2	1	0	0	0	1	0	0/0	0/0	0	12

Rookie Names in Italic

(continued)

SCORING	TDs	Ru	Pa	Int	Fu	KO	Pu	PAT	FG	S	Pts
Montana, Joe	2	2	0	0	0	0	0	0/0	0/0	0	12
Cooper, Earl	1	1	0	0	0	0	0	0/0	0/0	0	6
Easley, Walt	1	1	0	0	0	0	0	0/0	0/0	0	6
Hofer, Paul	1	1	0	0	0	0	0	0/0	0/0	0	6
Ring, Bill	1	0	1	0	0	0	0	0/0	0/0	0	6
Wilson, Mike	1	0	1	0	0	0	0	0/0	0/0	0	6
49ERS	43	17	20	4	1	1	0	42/42	29/19	0	357
OPPONENTS	30	10	16	2	1	0	1	30/29	23/13	0	250
RUSHING	Att	Yds	Avg	LG	TD						
Patton, Ricky	152	543	3.6	28	4						
Cooper, Earl	98	330	3.4	23	1						
Davis, Johnny	94	297	3.2	14	7						
Easley, Walt	76	224	2.9	9	1						
Hofer, Paul	60	193	3.2	12	1						
Ring, Bill	22	106	4.8	16	0						
Montana, Joe	25	95	3.8	20t	2						
Lawrence, Amos	13	48	3.7	14	1						
Solomon, Freddie	9	43	4.8	16	0						
Clark, Dwight	3	32	10.7	18	0						
Elliott, Lenvil	7	29	4.1	9	0						
Benjamin, Guy	1	1	1.0	1	0						
49ERS	560	1941	3.5	28	17						
OPPONENTS	464	1918	4.1	29	10						
RECEIVING	No	Yds	Avg	LG	TD						
Clark, Dwight	85	1105	13.0	78t	4						
Solomon, Freddie	59	969	16.4	60t	8						
Cooper, Earl	51	477	9.4	50	0						
Young, Charle	37	400	10.8	29	5						
Hofer, Paul	27	244	9.0	22	0						
Patton, Ricky	27	195	7.2	31t	1						
Wilson, Michael	9	125	13.9	27t	1						
Easley, Walt	9	62	6.9	21	0						
Elliott, Lenvil	7	81	11.6	19	0						
Ramson, Eason	4	45	11.3	16	0						
Ring, Bill	3	28	9.3	21	1						
Shumann, Mike	3	21	7.0	8	0						
Lawrence, Amos	3	10	3.3	5	0						
Davis, Johnny	3	-1	-0.3	3	0						
Peets, Brian	1	5	5.0	5	0						
49ERS	328	3766	11.5	78t	20						
OPPONENTS	273	3135	11.5	67	16						
INTERCEPTIONS	No	Yds	Avg	LG	TD						
Hicks, Dwight	9	239	26.6	72	1						
Lott, Ronnie	7	117	16.7	41t	3						
Williamson, Carlton	4	44	11.0	28	0						
Wright, Eric	3	26	8.7	26	0						
McCull, Milt	1	22	22.0	22	0						
Reynolds, Jack	1	0	0.0	0	0						
Martin, Saladin	1	0	0.0	0	0						
Turner, Keena	1	0	0.0	0	0						
49ERS	27	448	16.6	72	4						
OPPONENTS	13	297	22.9	10t	2						
KICKOFF RETURNS	No	Yds	Avg	LG	TD						
Lawrence, Amos	17	437	25.7	92t	1						
Ring, Bill	10	217	21.7	29	0						
Lott, Ronnie	7	111	15.9	20	0						
Wilson, Mike	4	67	16.8	22	0						
Jones, Arrington	3	43	14.3	22	0						
Hicks, Dwight	1	22	22.0	22	0						
Ramson, Eason	1	12	12.0	12	0						
Patton, Ricky	1	0	0.0	0	0						
Davis, Johnny	1	0	0.0	0	0						
49ERS	45	909	20.2	92t	1						
OPPONENTS	67	1389	20.7	55	0						
PUNT RETURNS	No	FC	Yds	Avg	LG	TD					
Solomon, Freddie	29	6	173	6.0	19	0					
Hicks, Dwight	19	4	171	9.0	39	0					
49ERS	48	10	344	7.2	39	0					
OPPONENTS	57	8	664	11.7	58t	1					
PUNTING	No	Yds	Avg	TB	I-20	LG	Blk				
Miller, Jim	93	3858	41.5	15	14	65	0				
49ERS	93	3858	41.5	15	14	65	0				
OPPONENTS	83	3433	41.4	5	17	66	0				
PASSING	Att	Comp	Pct	Yds	LG	TD	Int	QB			
Montana, Joe	488	311	63.7	3565	78t	19	12	88.4			
Benjamin, Guy	26	15	57.7	171	27	1	1	74.4			
Easley, Walt	1	1	100.0	5	5	0	0	87.5			
Solomon, Freddie	1	1	100.0	25	25	0	0	118.8			
Clark, Dwight	1	0	0.0	0	0	0	0	39.6			
49ERS	517	328	63.4	3766	78t	20	13	87.7			
OPPONENTS	514	273	53.1	3135	67	16	27	60.2			

1982 (3-6)

Bill Walsh, Coach

L	17	Los Angeles Raiders (59,748)/S-12	23
L	21	at Denver (73,899)/S-19	24
W	31	at St. Louis (38,064)/N-21	20
L	20	New Orleans (51,611)/N-28	23
W	30	at Los Angeles Rams (58,574)-THN/D-2	24
L	37	San Diego (51,988)-SA/D-11	41
L	7	Atlanta (53,234)-SUN/D-19	17
W	26	at Kansas City (24,319)/D-26	13
L	20	Los Angeles Rams (54,256)/J-2	21
209			206

TEAM STATISTICS

	49ers	Opp
TOTAL FIRST DOWNS	183	170
By Rushing	49	71
By Passing	121	88
By Penalties	13	11
TOTAL YARDS GAINED	3242	3035
By Rushing	740	1199
By Passing	2502	1836
TOTAL PLAYS FROM SCRIMMAGE	587	596
Rushes	219	303
Average Gain Per Rush	3.4	4.0
NET YARDS PASSING	2502	1836
Passes Attempted	348	278
Passes Completed	215	158
Percent Completed	61.8	56.8
Had Intercepted	11	9
Times Sacked	20	15
Lost Attempting to Pass	166	113
PUNTS	45	50
Total Yardage of Punts	1676	2134
Average Length	37.2	42.7
KICKOFF RETURNS	36	40
Total Yards Returned	742	847
Average Length of Return	20.6	21.4
PENALTIES	45	58
Yards Penalized	451	542
FUMBLES	17	14
Own Fumbles Recovered	7	4
Opponents' Fumbles Recovered	10	10
FIELD GOALS	12	13
Field Goals Attempted	17	19
TOTAL POINTS SCORED	209	206
Touchdowns Scored	25	24
Touchdowns Rushing	6	9
Touchdowns Passing	17	14
Touchdown Returns	2	1
Extra Points	23	23
Safeties	0	0
AVG. TIME OF POSSESSION	28:31	31:29

SCORING

	TDs	Ru	Pa	Int	Fu	KO	Pu	PAT	FG	S	Pts
Wersching, Ray	0	0	0	0	0	0	0	25/23	17/12	0	59
Moore, Jeff	8	4	4	0	0	0	0	0/0	0/0	0	48
Clark, Dwight	5	0	5	0	0	0	0	0/0	0/0	0	30
Solomon, Freddie	3	0	3	0	0	0	0	0/0	0/0	0	18
Francis, Russ	2	0	2	0	0	0	0	0/0	0/0	0	12
Cooper, Earl	1	0	1	0	0	0	0	0/0	0/0	0	6
Lott, Ronnie	1	0	0	1	0	0	0	0/0	0/0	0	6
McLemore, Dana	1	0	0	0	0	0	1	0/0	0/0	0	6
Montana, Joe	1	1	0	0	0	0	0	0/0	0/0	0	6
Nehemiah, Renaldo	1	0	1	0	0	0	0	0/0	0/0	0	6
Ring, Bill	1	1	0	0	0	0	0	0/0	0/0	0	6
Wilson, Mike	1	0	1	0	0	0	0	0/0	0/0	0	6
49ERS	25	6	17	1	0	0	1	25/23	17/12	0	209
OPPONENTS	24	9	14	0	0	0	1	24/23	19/13	0	206

RUSHING	Att	Yds	Avg	LG	TD
Moore, Jeff	85	281	3.3	19	4
Ring, Bill	48	183	3.8	11	1
Montana, Joe	30	118	3.9	21	1
Cooper, Earl	24	77	3.2	9	0
Williams, Vince	20	68	3.4	12	0
Easley, Walt	5	11	2.2	5	0
Lawrence, Amos	5	7	1.4	4	0
Nehemiah, Renaldo	1	-1	-1.0	-1	0
Solomon, Freddie	1	-4	-4.0	-4	0
49ERS	219	740	3.4	21	6
OPPONENTS	303	1199	4.0	54	9

RECEIVING	No	Yds	Avg	LG	TD
Clark, Dwight	60	913	15.2	51	5
Moore, Jeff	37	405	11.0	55	4
Francis, Russ	23	278	12.1	26	2
Young, Charle	22	189	8.6	30	0
Solomon, Freddie	19	323	17.0	46t	3
Cooper, Earl	19	153	8.1	20	1
Ring, Bill	13	94	7.2	15	0
Nehemiah, Renaldo	8	161	20.1	55	1
Wilson, Mike	6	80	13.3	27	1
Williams, Vince	4	33	8.3	13	0
Ramson, Eason	2	27	13.5	21	0
Lawrence, Amos	2	12	6.0	6	0
49ERS	215	2668	12.4	55	17
OPPONENTS	158	1949	12.3	46	14

INTERCEPTIONS	No	Yds	Avg	LG	TD
Hicks, Dwight	3	5	1.7	3	0
Lott, Ronnie	2	95	47.5	83t	1
Wright, Eric	1	31	31.0	31	0
Horn, Bob	1	19	19.0	19	0
Reynolds, Jack	1	0	0.0	0	0
Harper, Willie	1	0	0.0	0	0
49ERS	9	150	16.7	83t	1
OPPONENTS	11	130	11.8	32	0

KICKOFF RETURNS	No	Yds	Avg	LG	TD
McLemore, Dana	16	353	22.1	45	0
Lawrence, Amos	9	190	21.1	30	0
Ring, Bill	6	145	24.2	41	0
Ramson, Eason	2	20	10.0	13	0
Ferrari, Ron	2	19	9.5	11	0
Moore, Jeff	1	15	15.0	15	0
49ERS	36	742	20.6	45	0
OPPONENTS	40	857	21.4	55	0

PUNT RETURNS	No	FC	Yds	Avg	LG	TD
McLemore, Dana	7	0	156	22.3	93t	1
Solomon, Freddie	13	1	122	9.4	27	0
Hicks, Dwight	10	1	54	5.4	13	0
Ring, Bill	0	1	0	0.0	0	0
49ERS	30	3	332	11.1	93t	1
OPPONENTS	20	4	224	11.2	67t	1

PUNTING	No	Yds	Avg	TB	I-20	LG	Bk
Miller, Jim	44	1676	38.1	3	11	80	1
49ERS	45	1676	37.2	3	11	80	1
OPPONENTS	50	2134	42.7	5	10	58	0

PASSING	Att	Comp	Pct	Yds	LG	TD	Int	QB
Montana, Joe	346	213	61.6	2613	55	17	11	88.0
Francis, Russ	1	1	100.0	45	45	0	0	118.8
Benjamin, Guy	1	1	100.0	10	10	0	0	108.3
49ERS	348	215	61.8	2668	55	17	11	88.6
OPPONENTS	278	158	56.8	1949	46	14	9	82.0

1983 (10-6/11-7)

NFC West Champions

Bill Walsh, Coach

L	17	Philadelphia (55,775)–SA/S–3	22
W	48	at Minnesota (58,167)–THN/S–8	17
W	42	at St. Louis (38,130)/S–18	27
W	24	Atlanta (57,814)/S–25	20
W	33	at New England (54,293)/O–2	13
L	7	Los Angeles Rams (59,119)/O–9	10
W	32	at New Orleans (68,134)/O–16	13
W	45	at Los Angeles Rams (66,070)/O–23	35
L	13	New York Jets (54,796)/O–30	27
L	17	Miami (57,832)/N–6	20
W	27	New Orleans (40,022)/N–13	0
L	24	at Atlanta (32,782)/N–20	28
L	3	at Chicago (40,483)/N–27	13
W	35	Tampa Bay (49,773)/D–4	21
W	23	at Buffalo (38,039)/D–11	10
W	42	Dallas (59,957)–MN/D–19	17
432			293

NFC PLAYOFF - DEC. 31

(at San Francisco – Candlestick Park)

W	24	Detroit (58,386)–SA	23
---	----	---------------------	----

NFC CHAMPIONSHIP - JAN. 8

(at Washington, DC – RFK Stadium)

L	21	Washington (55,363)	24
---	----	---------------------	----

TEAM STATISTICS	49ers	Opp
TOTAL FIRST DOWNS	344	302
By Rushing	129	98
By Passing	199	181
By Penalties	16	23
TOTAL YARDS GAINED	6054	5189
By Rushing	2257	1936
By Passing	3797	3253
TOTAL PLAYS FROM SCRIMMAGE	1072	1032
Rushes	511	449
Average Gain Per Rush	4.4	4.3
NET YARDS PASSING	3797	3253
Passes Attempted	528	526
Passes Completed	339	322
Percent Completed	64.2	61.2
Had Intercepted	12	24
Times Sacked	33	57
Lost Attempting to Pass	224	448
PUNTS	65	73
Total Yardage of Punts	2552	2993
Average Length	39.3	41.0
KICKOFF RETURNS	52	78
Total Yards Returned	958	1675
Average Length of Return	18.4	21.5
PENALTIES	89	91
Yards Penalized	695	793
FUMBLES	27	39
Own Fumbles Recovered	8	21
Opponents' Fumbles Recovered	18	19
FIELD GOALS	25	17
Field Goals Attempted	30	27
TOTAL POINTS SCORED	432	293
Touchdowns Scored	51	35
Touchdowns Rushing	17	10
Touchdowns Passing	27	23
Touchdown Returns	7	2
Extra Points	51	32
Safeties	0	0
AVG. TIME OF POSSESSION	30:12	29:48

SCORING	TDs	Ru	Pa	Int	Fu	KO	Pu	PAT	FG	S	Pts
Wersching, Ray	0	0	0	0	0	0	0	51/51	30/25	0	126
Craig, Roger	12	8	4	0	0	0	0	0/0	0/0	0	72
Clark, Dwight	8	0	8	0	0	0	0	0/0	0/0	0	48
Tyler, Wendell	6	4	2	0	0	0	0	0/0	0/0	0	36
Francis, Russ	4	0	4	0	0	0	0	0/0	0/0	0	24
Solomon, Freddie	4	0	4	0	0	0	0	0/0	0/0	0	24
Cooper, Earl	3	0	3	0	0	0	0	0/0	0/0	0	18

Rookie Names in *Italic*

(continued)

SCORING	TDs	Ru	Pa	Int	Fu	KO	Pu	PAT	FG	S	Pts
Hicks, Dwight	2	0	0	2	0	0	0	0/0	0/0	0	12
Montana, Joe	2	2	0	0	0	0	0	0/0	0/0	0	12
Ring, Bill	2	2	0	0	0	0	0	0/0	0/0	0	12
Wright, Eric	2	0	0	2	0	0	0	0/0	0/0	0	12
Board, Dwaine	1	0	0	0	1	0	0	0/0	0/0	0	6
Collier, Tim	1	0	0	1	0	0	0	0/0	0/0	0	6
McLemore, Dana	1	0	0	0	0	0	1	0/0	0/0	0	6
Moore, Jeff	1	1	0	0	0	0	0	0/0	0/0	0	6
Nehemiah, Renaldo	1	0	1	0	0	0	0	0/0	0/0	0	6
Ramson, Eason	1	0	1	0	0	0	0	0/0	0/0	0	6
49ERS	51	17	27	5	1	0	1	51/51	30/25	0	432
OPPONENTS	35	10	23	1	1	0	1	33/32	27/17	0	293
RUSHING	Att	Yds	Avg	LG	TD						
Tyler, Wendell	176	856	4.9	39	4						
Craig, Roger	176	725	4.1	71	8						
Montana, Joe	61	284	4.7	18	2						
Ring, Bill	64	254	4.0	25	2						
Moore, Jeff	15	43	2.9	14	1						
Orosz, Tom	2	39	19.5	23	0						
Monroe, Carl	10	23	2.3	5	0						
Clark, Dwight	3	18	6.0	9	0						
Cavanaugh, Matt	1	8	8.0	8	0						
Ramson, Eason	1	3	3.0	3	0						
Solomon, Freddie	1	3	3.0	3	0						
Benjamin, Guy	1	1	1.0	1	0						
49ERS	511	2257	4.4	71	17						
OPPONENTS	449	1936	4.3	49	10						
RECEIVING	No	Yds	Avg	LG	TD						
Clark, Dwight	70	840	12.0	46t	8						
Craig, Roger	48	427	8.9	23	4						
Tyler, Wendell	34	285	8.4	26	2						
Francis, Russ	33	357	10.8	25	4						
Solomon, Freddie	31	662	21.4	77t	4						
Wilson, Mike	30	433	14.4	49	0						
Ring, Bill	23	182	7.9	24	0						
Moore, Jeff	19	206	10.8	34	0						
Nehemiah, Renaldo	17	236	13.9	27	1						
Ramson, Eason	17	125	7.4	16	1						
Cooper, Earl	15	207	13.8	73t	3						
Monroe, Carl	2	61	30.5	50	0						
49ERS	339	4021	11.9	77t	27						
OPPONENTS	322	3701	11.5	76t	23						
INTERCEPTIONS	No	Yds	Avg	LG	TD						
Wright, Eric	7	164	23.4	60t	2						
Williamson, Carlton	4	51	12.8	26	0						
Lott, Ronnie	4	22	5.5	22	0						
Collier, Tim	3	32	10.7	32t	1						
Hicks, Dwight	2	102	51.0	62t	2						
Leopold, Bobby	2	13	6.5	9	0						
Harper, Willie	1	37	37.0	37	0						
Pillers, Lawrence	1	16	16.0	16	0						
49ERS	24	437	18.2	62t	5						
OPPONENTS	12	168	14.0	43t	1						
KICKOFF RETURNS	No	Yds	Avg	LG	TD						
McLemore, Dana	30	576	19.2	39	0						
Monroe, Carl	8	152	19.0	32	0						
Moore, Jeff	7	117	16.7	46	0						
Ring, Bill	4	68	17.0	18	0						
Cooper, Earl	3	45	15.0	20	0						
49ERS	52	958	18.4	46	0						
OPPONENTS	78	1675	21.5	50	0						
PUNT RETURNS	No	FC	Yds	Avg	LG	TD					
McLemore, Dana	31	6	331	10.7	56t	1					
Solomon, Freddie	5	3	34	6.8	11	0					
49ERS	36	9	365	10.1	56t	1					
OPPONENTS	38	7	278	7.3	19	0					
PUNTING	No	Yds	Avg	TB	I-20	LG	Bik				
Orosz, Tom	65	2552	39.3	6	16	61	1				
49ERS	65	2552	38.7	6	17	61	1				
OPPONENTS	73	2993	40.5	9	15	60	1				
PASSING	Att	Comp	Pct	Yds	LG	TD	Int	QB			
Montana, Joe	515	332	64.5	3910	77t	26	12	94.5			
Benjamin, Guy	12	7	58.3	111	73t	1	0	117.0			
Clark, Dwight	1	0	0.0	0	0	0	0	39.6			
49ERS	528	339	64.2	4021	77t	27	12	94.9			
OPPONENTS	526	322	61.2	3701	76t	23	24	78.0			

1984 (15-1/18-1)
NFC West Champions – World Champions
Bill Walsh, Coach

W	30	at Detroit (56,782)/S–2	27
W	37	Washington (59,707)–MN/S–10	31
W	30	New Orleans (57,611)/S–16	20
W	21	at Philadelphia (62,771)/S–23	9
W	14	Atlanta (57,990)/S–30	5
W	31	at New York Giants (76,112)–MN/O–8	10
L	17	Pittsburgh (59,110)/O–14	20
W	34	at Houston (39,900)/O–21	21
W	33	at Los Angeles Rams (65,481)/O–28	0
W	23	Cincinnati (58,234)/N–4	17
W	41	at Cleveland (60,092)/N–11	7
W	24	Tampa Bay (57,704)/N–18	17
W	35	at New Orleans (65,177)/N–25	3
W	35	at Atlanta (29,644)/D–2	17
W	51	Minnesota (56,670)–SA/D–8	7
W	19	Los Angeles Rams (59,743)–FN/D–14	16
475			227
NFC PLAYOFF - DEC. 29			
(at San Francisco – Candlestick Park)			
W	21	New York Giants (60,303)–SA	10
NFC CHAMPIONSHIP - JAN. 6			
(at San Francisco – Candlestick Park)			
W	23	Chicago (61,040)	0
SUPER BOWL XIX - JAN. 20			
(at Palo Alto, California – Stanford Stadium)			
W	38	Miami (84,059)	16

TEAM STATISTICS	49ers	Opp
TOTAL FIRST DOWNS	356	302
By Rushing	138	101
By Passing	204	173
By Penalties	14	28
TOTAL YARDS GAINED	6366	5176
By Rushing	2465	1795
By Passing	3901	3381
TOTAL PLAYS FROM SCRIMMAGE	1057	1029
Rushes	534	432
Average Gain Per Rush	4.6	4.2
NET YARDS PASSING	3901	3381
Passes Attempted	496	546
Passes Completed	312	298
Percent Completed	62.9	54.6
Had Intercepted	10	25
Times Sacked	27	51
Lost Attempting to Pass	178	363
PUNTS	61	80
Total Yardage of Punts	2536	3239
Average Length	41.6	40.5
KICKOFF RETURNS	47	78
Total Yards Returned	1039	1499
Average Length of Return	22.1	19.2
PENALTIES	100	91
Yards Penalized	884	723
FUMBLES	26	28
Own Fumbles Recovered	14	15
Opponents' Fumbles Recovered	13	12
FIELD GOALS	25	19
Field Goals Attempted	35	25
TOTAL POINTS SCORED	475	227
Touchdowns Scored	57	24
Touchdowns Rushing	21	10
Touchdowns Passing	32	14
Touchdown Returns	4	0
Extra Points	56	19
Safeties	1	1
AVG. TIME OF POSSESSION	30:26	29:34

SCORING	TDs	Ru	Pa	Int	Fu	KO	Pu	PAT	FG	S	Pts
Werschling, Ray	0	0	0	0	0	0	0	56/56	35/25	0	131
Solomon, Freddie	11	1	10	0	0	0	0	0/0	0/0	0	66
Craig, Roger	10	7	3	0	0	0	0	0/0	0/0	0	60
Tyler, Wendell	9	7	2	0	0	0	0	0/0	0/0	0	54
Clark, Dwight	6	0	6	0	0	0	0	0/0	0/0	0	36
Cooper, Earl	4	0	4	0	0	0	0	0/0	0/0	0	24
Ring, Bill	3	3	0	0	0	0	0	0/0	0/0	0	18
Francis, Russ	2	0	2	0	0	0	0	0/0	0/0	0	12
McLemore, Dana	2	0	0	1	0	0	0	0/0	0/0	0	12

Rookie Names in *Italic*

(continued)

SCORING	TDs	Ru	Pa	Int	Fu	KO	Pu	PAT	FG	S	Pts
+Montana, Joe	2	2	0	0	0	0	0	1/0	0/0	0	12
Nehemiah, Renaldo	2	0	2	0	0	0	0	0/0	0/0	0	12
Johnson, Gary	1	0	0	0	1	0	0	0/0	0/0	1	8
Frank, John	1	0	1	0	0	0	0	0/0	0/0	0	6
Harmon, Derrick	1	1	0	0	0	0	0	0/0	0/0	0	6
Monroe, Carl	1	0	1	0	0	0	0	0/0	0/0	0	6
Shell, Todd	1	0	0	1	0	0	0	0/0	0/0	0	6
Wilson, Mike	1	0	1	0	0	0	0	0/0	0/0	0	6
49ERS	57	21	32	2	1	0	1	57/56	35/25	1	475
OPPONENTS	24	10	14	0	0	0	0	24/24	25/19	1	227

+ incomplete pass on PAT attempt

RUSHING	Att	Yds	Avg	LG	TD
Tyler, Wendell	246	1262	5.1	40	7
Craig, Roger	155	649	4.2	28	7
Harmon, Derrick	39	192	4.9	19	1
Ring, Bill	38	162	4.3	34	3
Montana, Joe	39	118	3.0	15	2
Solomon, Freddie	6	72	12.0	47	1
Cooper, Earl	3	13	4.3	7	0
Monroe, Carl	3	13	4.3	7	0
Runager, Max	1	-5	-5.0	-5	0
Cavanaugh, Matt	4	-11	-2.8	-1	0
49ERS	534	2465	4.6	47	21
OPPONENTS	432	1795	4.2	25	10

RECEIVING	No	Yds	Avg	LG	TD
Craig, Roger	71	675	9.5	64t	3
Clark, Dwight	52	880	16.9	80t	6
Cooper, Earl	41	459	11.2	26	4
Solomon, Freddie	40	737	18.4	64t	10
Tyler, Wendell	28	230	8.2	26t	2
Francis, Russ	23	285	12.4	32	2
Nehemiah, Renaldo	18	357	19.8	59t	2
Wilson, Mike	17	245	14.4	44	1
Monroe, Carl	11	139	12.6	47	1
Frank, John	7	60	8.6	21	1
Ring, Bill	3	10	3.3	15	0
Harmon, Derrick	1	2	2.0	2	0
49ERS	312	4079	13.1	80t	32
OPPONENTS	298	3744	12.6	61	14

INTERCEPTIONS	No	Yds	Avg	LG	TD
Turner, Keena	4	51	12.8	21	0
Lott, Ronnie	4	26	6.5	15	0
Shell, Todd	3	81	27.0	53t	1
Hicks, Dwight	3	42	14.0	29	0
McLemore, Dana	2	54	27.0	54t	1
Williamson, Carlton	2	42	21.0	26	0
Fahnhorst, Jim	2	9	4.5	9	0
Wright, Eric	2	0	0.0	0	0
Fuller, Jeff	1	38	38.0	38	0
Bunz, Dan	1	2	2.0	2	0
Clark, Mario	1	0	0.0	0	0

49ERS	25	345	13.8	54t	2
OPPONENTS	10	155	15.5	43	0
KICKOFF RETURNS	No	Yds	Avg	LG	TD
Monroe, Carl	27	561	20.8	44	0
Harmon, Derrick	13	357	27.5	51	0
McLemore, Dana	3	80	26.7	50	0
Ring, Bill	1	27	27.0	27	0
Wilson, Mike	1	14	14.0	14	0
Cooper, Earl	1	0	0.0	0	0
McIntyre, Guy	1	0	0.0	0	0
49ERS	47	1039	22.1	51	0
OPPONENTS	78	1499	19.2	38	0

PUNT RETURNS	No	FC	Yds	Avg	LG	TD
McLemore, Dana	45	11	521	11.6	79t	1
49ERS	45	11	521	11.6	79t	1
OPPONENTS	30	4	190	6.3	25	0

PUNTING	No	Yds	Avg	TB	I-20	LG	Blk
Runager, Max	56	2341	41.8	12	18	59	1
Orosz, Tom	5	195	39.0	0	1	55	0
49ERS	61	2536	40.9	12	19	59	1
OPPONENTS	80	3239	40.5	4	13	58	1

PASSING	Att	Comp	Pct	Yds	LG	TD	Int	QB
Montana, Joe	432	279	64.6	3630	80t	28	10	102.9
Cavanaugh, Matt	61	33	54.1	449	51t	4	0	99.7
Harmon, Derrick	2	0	0.0	0	0	0	0	39.6
Clark, Dwight	1	0	0.0	0	0	0	0	39.6
49ERS	496	312	62.9	4079	80t	32	10	101.9
OPPONENTS	546	298	54.6	3744	61	14	25	65.6

1985 (10-6/10-7)

Bill Walsh, Coach

L	21	at Minnesota (57,375)/S-8	28
W	35	Atlanta (58,923)/S-15	16
W	34	at Los Angeles Raiders (87,006)/S-22	10
L	17	New Orleans (58,053)/S-29	20
W	38	at Atlanta (44,740)/O-6	17
L	10	Chicago (60,523)/O-13	26
L	21	at Detroit (67,715)/O-20	23
W	28	at Los Angeles Rams (65,939)/O-27	14
W	24	Philadelphia (58,383)/N-3	13
L	16	at Denver (73,173)-MN/N-11	17
W	31	Kansas City (56,447)/N-17	3
W	19	Seattle (57,482)-MN/N-25	6
W	35	at Washington (51,321)/D-1	8
L	20	Los Angeles Rams (60,581)-MN/D-9	27
W	31	at New Orleans (46,065)/D-15	19
W	31	Dallas (60,114)/D-22	16

411 263

NFC WILD CARD - DEC. 28

(at Meadowlands, N.J. - Giants Stadium)

L	3	New York Giants (75,842)-SA	17
---	---	-----------------------------	----

TEAM STATISTICS		49ers	Opp
TOTAL FIRST DOWNS		340	293
By Rushing		137	89
By Passing		179	183
By Penalties		24	21
TOTAL YARDS GAINED		5920	5191
By Rushing		2232	1683
By Passing		3688	3508
TOTAL PLAYS FROM SCRIMMAGE		1069	1116
Rushes		477	435
Average Gain Per Rush		4.7	3.9
NET YARDS PASSING		3688	3508
Passes Attempted		550	621
Passes Completed		331	346
Percent Completed		60.2	55.7
Had Intercepted		14	18
Times Sacked		42	60
Lost Attempting to Pass		299	457
PUNTS		86	92
Total Yardage of Punts		3422	3644
Average Length		39.8	39.6
KICKOFF RETURNS		58	72
Total Yards Returned		1269	1485
Average Length of Return		21.9	20.6
PENALTIES		105	106
Yards Penalized		868	778
FUMBLES		29	31
Own Fumbles Recovered		9	14
Opponents' Fumbles Recovered		17	20
FIELD GOALS		13	27
Field Goals Attempted		21	35
TOTAL POINTS SCORED		411	263
Touchdowns Scored		53	26
Touchdowns Rushing		20	10
Touchdowns Passing		28	11
Touchdown Returns		5	5
Extra Points		52	24
Safeties		1	1
AVG. TIME OF POSSESSION		28:45	31:15

SCORING	TDs	Ru	Pa	Int	Fu	KO	Pu	PAT	FG	S	Pts
Wersching, Ray	0	0	0	0	0	0	0	53/52	21/13	0	91
Craig, Roger	15	9	6	0	0	0	0	0/0	0/0	0	90
Clark, Dwight	10	0	10	0	0	0	0	0/0	0/0	0	60
Tyler, Wendell	8	6	2	0	0	0	0	0/0	0/0	0	48
Rice, Jerry	4	1	3	0	0	0	0	0/0	0/0	0	24
Francis, Russ	3	0	3	0	0	0	0	0/0	0/0	0	18
Montana, Joe	3	3	0	0	0	0	0	0/0	0/0	0	18
Wilson, Mike	2	0	2	0	0	0	0	0/0	0/0	0	12
Frank, John	1	0	1	0	0	0	0	0/0	0/0	0	6
McColl, Milt	1	0	0	0	1	0	0	0/0	0/0	0	6
McIntyre, Guy	1	0	0	0	1	0	0	0/0	0/0	0	6

Rookie Names in *Italic*

(continued)

SCORING	TDs	Ru	Pa	Int	Fu	KO	Pu	PAT	FG	S	Pts
Monroe, Carl	1	0	0	0	0	1	0	0/0	0/0	0	6
Ring, Bill	1	1	0	0	0	0	0	0/0	0/0	0	6
Solomon, Freddie	1	0	1	0	0	0	0	0/0	0/0	0	6
Turner, Keena	1	0	0	0	1	0	0	0/0	0/0	0	6
Williamson, Carlton	1	0	0	1	0	0	0	0/0	0/0	0	6
Harty, John	0	0	0	0	0	0	0	0/0	0/0	1	2
49ERS	53	20	28	1	3	1	0	53/52	21/13	1	411
OPPONENTS*	26	10	11	1	0	12**	24/26	35/27	1	263	

*ret. blkd FGA **rcvrd blkd punt (1)

RUSHING	Att	Yds	Avg	LG	TD
Craig, Roger	214	1050	4.9	62t	9
Tyler, Wendell	171	867	5.1	30	6
Montana, Joe	42	153	3.6	16	3
Harmon, Derrick	28	92	3.3	17	0
Rice, Jerry	6	26	4.3	15t	1
Ring, Bill	8	23	2.9	9t	1
Cooper, Earl	2	12	6.0	14	0
Cavanaugh, Matt	4	5	1.3	13	0
Solomon, Freddie	2	4	2.0	6	0
49ERS	477	2232	4.7	62t	20
OPPONENTS	435	1683	3.9	41	10

RECEIVING	No	Yds	Avg	LG	TD
Craig, Roger	92	1016	11.0	73	6
Clark, Dwight	54	705	13.1	49t	10
Rice, Jerry	49	927	18.9	66t	3
Francis, Russ	44	478	10.9	25	3
Solomon, Freddie	25	259	10.4	39	1
Tyler, Wendell	20	154	7.7	16	2
Harmon, Derrick	14	123	8.8	42	0
Wilson, Mike	10	165	16.5	52t	2
Monroe, Carl	10	51	5.1	9	0
Frank, John	7	50	7.1	14	1
Cooper, Earl	4	45	11.3	20	0
Ring, Bill	2	14	7.0	8	0
49ERS	331	3987	12.0	73	28
OPPONENTS	346	3965	11.5	82t	11

INTERCEPTIONS	No	Yds	Avg	LG	TD
Lott, Ronnie	6	68	11.3	25	0
Hicks, Dwight	4	68	17.0	25	0
Williamson, Carlton	3	137	45.7	82	1
Kovach, Jim (N.O./SF)	1	53	53.0	53	0
Shell, Todd	1	33	33.0	33	0
Fuller, Jeff	1	4	4.0	4	0
McLemore, Dana	1	0	0.0	0	0
Walter, Mike	1	0	0.0	0	0
Wright, Eric	1	0	0.0	0	0
49ERS	18	310	17.2	82	1
OPPONENTS	14	80	5.7	41t	1

KICKOFF RETURNS	No	Yds	Avg	LG	TD
Monroe, Carl	28	717	25.6	95t	1
Harmon, Derrick	23	467	20.3	37	0
McLemore, Dana	4	76	19.0	26	0
Rice, Jerry	1	6	6.0	6	0
Lott, Ronnie	1	2	2.0	2	0
Frank, John	1	1	1.0	1	0
49ERS	58	1269	21.9	95t	1
OPPONENTS	72	1485	20.6	86t	1

PUNT RETURNS	No	FC	Yds	Avg	LG	TD
McLemore, Dana	38	14	258	6.8	22	0
49ERS	38	14	258	6.8	22	0
OPPONENTS	33	6	294	8.9	63t	1

PUNTING	No	Yds	Avg	TB	I-20	LG	Blk
Runager, Max	86	3422	39.8	9	30	57	1
49ERS	86	3422	39.3	9	30	57	1
OPPONENTS	92	3644	39.6	7	23	58	0

PASSING	Att	Comp	Pct	Yds	LG	TD	Int	QB
Montana, Joe	494	303	61.3	3653	73	27	13	91.3
Cavanaugh, Matt	54	28	51.9	334	41t	1	1	69.5
Harmon, Derrick	1	0	0.0	0	0	0	0	39.6
Solomon, Freddie	1	0	0.0	0	0	0	0	39.6
49ERS	550	331	60.2	3987	73	28	14	88.8
OPPONENTS	621	346	55.7	3965	82t	11	18	68.9

1986 (10-5-1/10-6-1)

NFC West Champions

Bill Walsh, Coach

W	31	at Tampa Bay (50,780)/S-7	7
L	13	at Los Angeles Rams (65,195)/S-14	16
W	26	New Orleans (58,297)/S-21	17
W	31	at Miami (70,264)/S-28	17
W	35	Indianapolis (57,252)/O-5	14
L	24	Minnesota (58,637)/O-12	(OT) 27
T	10	at Atlanta (55,306)/O-19	(OT) 10
W	31	at G.B. in Milwaukee (50,557)/O-26	17
L	10	at New Orleans (52,234)/N-2	23
W	43	St. Louis (59,172)/N-9	17
L	6	at Washington (54,774)-MN/N-17	14
W	20	Atlanta (58,747)/N-23	0
L	17	New York Giants (59,777)-MN/D-1	21
W	24	New York Jets (58,091)/D-7	10
W	29	at New England (60,787)/D-14	24
W	24	Los Angeles Rams (60,266)-FN/D-19	14

374 **247**

NFC PLAYOFF - JAN. 4

(at Meadowlands, N.J. - Giants Stadium)

L	3	New York Giants (76,034)	49
---	---	--------------------------	----

TEAM STATISTICS		49ers	Opp
TOTAL FIRST DOWNS		346	285
By Rushing		114	97
By Passing		213	169
By Penalties		19	19
TOTAL YARDS GAINED		6082	4880
By Rushing		1986	1555
By Passing		4096	3325
TOTAL PLAYS FROM SCRIMMAGE		1118	1061
Rushes		510	406
Average Gain Per Rush		3.9	3.8
NET YARDS PASSING		4096	3325
Passes Attempted		582	604
Passes Completed		353	324
Percent Completed		60.7	53.6
Had Intercepted		20	39
Times Sacked		26	51
Lost Attempting to Pass		203	448
PUNTS		85	91
Total Yardage of Punts		3450	3765
Average Length		40.6	41.4
KICKOFF RETURNS		42	71
Total Yards Returned		757	1598
Average Length of Return		18.0	22.5
PENALTIES		95	89
Yards Penalized		691	653
FUMBLES		32	31
Own Fumbles Recovered		23	21
Opponents' Fumbles Recovered		10	9
FIELD GOALS		25	15
Field Goals Attempted		35	25
TOTAL POINTS SCORED		374	235
Touchdowns Scored		43	29
Touchdowns Rushing		16	8
Touchdowns Passing		21	18
Touchdown Returns		6	1
Extra Points		41	28
Safeties		0	0

AVG. TIME OF POSSESSION 30:28 29:32

SCORING	TDs	Ru	Pa	Int	Fu	KO	Pu	PAT	FG	S	Pts
Werschling, Ray	0	0	0	0	0	0	0	42/41	35/25	0	116
Rice, Jerry	16	1	15	0	0	0	0	0/0	0/0	0	96
Craig, Roger	7	7	0	0	0	0	0	0/0	0/0	0	42
Cribbs, Joe	5	5	0	0	0	0	0	0/0	0/0	0	30
Clark, Dwight	2	0	2	0	0	0	0	0/0	0/0	0	12
Frank, John	2	0	2	0	0	0	0	0/0	0/0	0	12
Holmoe, Tom	2	0	0	2	0	0	0	0/0	0/0	0	12
Francis, Russ	1	0	1	0	0	0	0	0/0	0/0	0	6
Griffin, Don	1	0	0	0	0	0	1	0/0	0/0	0	6
Harmon, Derrick	1	1	0	0	0	0	0	0/0	0/0	0	6
Lott, Ronnie	1	0	0	1	0	0	0	0/0	0/0	0	6
McKyer, Tim	1	0	0	1	0	0	0	0/0	0/0	0	6
Moroski, Mike	1	1	0	0	0	0	0	0/0	0/0	0	6
Nixon, Tory	1	0	0	1	0	0	0	0/0	0/0	0	6

Rookie Names in *Italic*

(continued)

SCORING	TDs	Ru	Pa	Int	Fu	KO	Pu	PAT	FG	S	Pts
Rathman, Tom	1	1	0	0	0	0	0	0/0	0/0	0	6
Wilson, Mike	1	0	1	0	0	0	0	0/0	0/0	0	6
49ERS	43	16	21	5	0	0	1	42/41	35/25	0	374
OPPONENTS*	27	8	18	0	0	1	1**	29/28	25/15	0	235

*ret. blkd FGA **rcvrd blkd punt

RUSHING	Att	Yds	Avg	LG	TD
Craig, Roger	204	830	4.1	25	7
Cribbs, Joe	152	590	3.9	19	5
Rathman, Tom	33	138	4.2	29t	1
Tyler, Wendell	31	127	4.1	14	0
Harmon, Derrick	27	77	2.9	15	1
Rice, Jerry	10	72	7.2	18	1
Kemp, Jeff	15	49	3.3	12	0
Cherry, Tony	11	42	3.8	10	0
Montana, Joe	17	38	2.2	17	0
Moroski, Mike	6	22	3.7	12	1
Ring, Bill	3	4	1.3	4	0
Frank, John	1	-3	-3.0	-3	0
49ERS	510	1986	3.9	29t	16
OPPONENTS	406	1555	3.8	36	8

RECEIVING	No	Yds	Avg	LG	TD
Rice, Jerry	86	1570	18.3	66t	15
Craig, Roger	81	624	7.7	48	0
Clark, Dwight	61	794	13.0	45t	2
Francis, Russ	41	505	12.3	52	1
Cribbs, Joe	35	346	9.9	33	0
Rathman, Tom	13	121	9.3	14	0
Wilson, Mike	9	104	11.6	18	1
Frank, John	9	61	6.8	17	2
Harmon, Derrick	8	78	9.8	15	0
Crawford, Derrick	5	70	14.0	42	0
Margerum, Ken	2	12	6.0	6	0
Monroe, Carl	2	6	3.0	5	0
Ring, Bill	1	8	8.0	8	0
49ERS	353	4299	12.2	66t	21
OPPONENTS	324	3773	11.7	84t	18

INTERCEPTIONS	No	Yds	Avg	LG	TD
Lott, Ronnie	10	134	13.4	57t	1
McKyer, Tim	6	33	5.5	21t	1
Fahnhorst, Jim	4	52	13.0	46	0
Fuller, Jeff	4	44	11.0	26	0
Holmoe, Tom	3	149	49.7	78t	2
Williamson, Carlton	3	3	1.0	2	0
Griffin, Don	3	0	0.0	0	0
Nixon, Tory	2	106	53.0	88t	1
Tuiasosopo, Manu	1	22	22.0	22	0
Cousineau, Tom	1	18	18.0	18	0
Turner, Keena	1	9	9.0	9	0
Haley, Charles	1	8	8.0	8	0

49ERS	39	578	14.8	88t	5
OPPONENTS	20	205	10.3	57	0
KICKOFF RETURNS	No	Yds	Avg	LG	TD
Crawford, Derrick	15	280	18.7	34	0
Monroe, Carl	8	139	17.4	25	0
Griffin, Don	5	97	19.4	28	0
Harmon, Derrick	4	82	20.5	28	0
Rathman, Tom	3	66	22.0	22	0
Cherry, Tony	2	29	14.5	17	0
Frank, John	2	24	12.0	16	0
McKyer, Tim	1	15	15.0	15	0
Ring, Bill	1	15	15.0	15	0
Wilson, Mike	1	10	10.0	10	0
49ERS	42	757	18.0	34	0
OPPONENTS	71	1598	22.5	10ft	1

PUNT RETURNS	No	FC	Yds	Avg	LG	TD
Griffin, Don	38	18	377	9.9	76t	1
Crawford, Derrick	4	0	15	3.8	9	0
McKyer, Tim	1	1	5	5.0	5	0
49ERS	43	19	397	9.2	76t	1
OPPONENTS	49	12	373	7.6	39	1

PUNTING	No	Yds	Avg	TB	I-20	LG	Bik
Runager, Max	83	3450	41.6	8	23	62	2
49ERS	85	3450	40.6	8	23	62	2
OPPONENTS	91	3765	41.4	9	20	73	0

PASSING	Att	Comp	Pct	Yds	LG	TD	Int	QB
Montana, Joe	307	191	62.2	2236	48	8	9	80.7
Kemp, Jeff	200	119	59.5	1554	66t	11	8	85.7
Moroski, Mike	73	42	57.5	493	52t	2	3	70.2
Rice, Jerry	2	1	50.0	16	16t	0	0	77.1
49ERS	582	353	60.7	4299	66t	21	20	81.1
OPPONENTS	604	324	53.6	3773	84t	18	39	55.8

1987 (13-2/13-3)

NFC West Champions
Bill Walsh, Coach

L	17	at Pittsburgh (55,735)/S-13	30
W	27	at Cincinnati (53,498)/S-20 *Philadelphia/S-27	26
W	41	at New York Giants (16,471)-MN/O-5	21
W	25	at Atlanta (8,684)/O-11	17
W	34	St. Louis (38,094)/O-18	28
W	24	at New Orleans (60,497)/O-25	22
W	31	at Los Angeles Rams (55,328)/N-1	10
W	27	Houston (59,740)/N-8	20
L	24	New Orleans (60,436)/N-15	26
W	24	at Tampa Bay (63,211)/N-22	10
W	38	Cleveland (60,243)-SUN/N-29	24
W	23	at Green Bay (51,118)/D-6	12
W	41	Chicago (63,509)-MN/D-14	0
W	35	Atlanta (54,698)/D-20	7
W	48	Los Angeles Rams (57,953)-SUN/D-27	0
459			253

NFC PLAYOFF -JAN. 9

(at San Francisco - Candlestick Park)

L	24	Minnesota (62,547)-SA	36
---	----	-----------------------	----

* Game canceled due to NFL players' strike.

TEAM STATISTICS	49ers	Opp
TOTAL FIRST DOWNS	357	250
By Rushing	134	95
By Passing	202	132
By Penalties	21	23
TOTAL YARDS GAINED	5987	4095
By Rushing	2237	1611
By Passing	3750	2484
TOTAL PLAYS FROM SCRIMMAGE	1054	933
Rushes	524	429
Average Gain Per Rush	4.3	3.8
NET YARDS PASSING	3750	2484
Passes Attempted	501	467
Passes Completed	322	224
Percent Completed	64.3	48.0
Had Intercepted	14	25
Times Sacked	29	37
Lost Attempting to Pass	205	287
PUNTS	68	72
Total Yardage of Punts	2541	2850
Average Length	37.4	39.6
KICKOFF RETURNS	55	76
Total Yards Returned	1144	1598
Average Length of Return	20.8	21.0
PENALTIES	88	80
Yards Penalized	792	660
FUMBLES	25	30
Own Fumbles Recovered	13	17
Opponents' Fumbles Recovered	13	12
FIELD GOALS	16	24
Field Goals Attempted	23	35
TOTAL POINTS SCORED	459	253
Touchdowns Scored	59	26
Touchdowns Rushing	11	8
Touchdowns Passing	44	13
Touchdown Returns	4	5
Extra Points	55	25
Safeties	1	0
AVG. TIME OF POSSESSION	31:43	28:17
SCORING	TDs Ru Pa Int Fu KO Pu PAT FG S Pts	
Rice, Jerry	23 1 22 0 0 0 0 0 0/0	0/0 0 138
Werschling, Ray	0 0 0 0 0 0 0 0 46/44	17/13 0 83
Clark, Dwight	5 0 5 0 0 0 0 0 0/0	0/0 0 30
Wilson, Mike	5 0 5 0 0 0 0 0 0/0	0/0 0 30
Craig, Roger	4 3 1 0 0 0 0 0 0/0	0/0 0 24
Rathman, Tom	4 1 3 0 0 0 0 0 0/0	0/0 0 24
Brockhaus, Jeff	0 0 0 0 0 0 0 0 13/11	6/3 0 20
Frank, John	3 0 3 0 0 0 0 0 0/0	0/0 0 18
Heller, Ron	3 0 3 0 0 0 0 0 0/0	0/0 0 18
Cribbs, Joe	2 1 0 0 0 0 1 0 0/0	0/0 0 12
Cherry, Tony	1 1 0 0 0 0 0 0 0/0	0/0 0 6
Greer, Terry	1 0 1 0 0 0 0 0 0/0	0/0 0 6
McLemore, Dana	1 0 0 0 0 0 1 0 0/0	0/0 0 6
Monroe, Carl	1 0 1 0 0 0 0 0 0/0	0/0 0 6
Montana, Joe	1 1 0 0 0 0 0 0 0/0	0/0 0 6
Rodgers, Del	1 1 0 0 0 0 0 0 0/0	0/0 0 6
Stevens, Mark	1 1 0 0 0 0 0 0 0/0	0/0 0 6
Taylor, John	1 0 0 0 0 1 0 0 0/0	0/0 0 6
Wells, Mike	1 0 0 0 0 0 1* 0 0/0	0/0 0 6
Young, Steve	1 1 0 0 0 0 0 0 0/0	0/0 0 6
Fuller, Jeff	0 0 0 0 0 0 0 0 0/0	0/0 1 2
49ERS	59 11 44 0 1 1 2 59/55	23/16 1 459
OPPONENTS#	26 8 13 0 3 0 1* 26/25	35/24 0 253

*ret blkd punt **ret blkd FGA #rcvrd blkd punt

Rookie Names in Italic

RUSHING	Att	Yds	Avg	LG	TD			
Craig, Roger	215	815	3.8	25	3			
Cribbs, Joe	70	300	4.3	20	1			
Rathman, Tom	62	257	4.2	35	1			
Young, Steve	26	190	7.3	29t	1			
Montana, Joe	35	141	4.0	20	1			
Sydney, Harry	29	125	4.3	15	0			
Varajon, Mike	18	82	4.6	11	0			
Cherry, Tony	13	65	5.0	16	1			
Rice, Jerry	8	51	6.4	17	1			
Hardy, Andre	7	48	6.9	14	0			
Rodgers, Del	11	46	4.2	15	1			
Stevens, Mark	10	45	4.5	16	1			
DuBose, Doug	10	33	3.3	11	0			
Monroe, Carl	2	26	13.0	17	0			
Flagler, Terrence	6	11	1.8	5	0			
Frank, John	1	2	2.0	2	0			
Blount, Ed	1	0	0.0	0	0			
49ERS	524	2237	4.3	35	11			
OPPONENTS	429	1611	3.8	57	8			
RECEIVING	No	Yds	Avg	LG	TD			
Craig, Roger	66	492	7.5	35t	1			
Rice, Jerry	65	1078	16.6	57t	22			
Rathman, Tom	30	329	11.0	29	3			
Wilson, Mike	29	450	15.5	46t	5			
Frank, John	26	296	11.4	27	3			
Clark, Dwight	24	290	12.1	40t	5			
Francis, Russ	22	202	9.2	19	0			
Heller, Ron	12	165	13.8	39t	3			
Taylor, John	9	151	16.8	34	0			
Cribbs, Joe	9	70	7.8	16	0			
Greer, Terry	6	111	18.5	50	1			
Gladney, Tony	4	60	15.0	19	0			
DuBose, Doug	4	37	9.3	14	0			
Monroe, Carl	3	66	22.0	39t	1			
Varajon, Mike	3	25	8.3	12	0			
Rodgers, Del	2	45	22.5	24	0			
Jones, Brent	2	35	17.5	22	0			
Flagler, Terrence	2	28	14.0	24	0			
Dressel, Chris	1	8	8.0	8	0			
Hardy, Andre	1	7	7.0	7	0			
Margerum, Ken	1	7	7.0	7	0			
Sydney, Harry	1	3	3.0	3	0			
49ERS	322	3955	12.3	57t	44			
OPPONENTS	224	2771	12.4	63t	13			
INTERCEPTIONS	No	Yds	Avg	LG	TD			
Lott, Ronnie	5	62	12.4	34	0			
Griffin, Don	5	1	0.2	1	0			
McLemore, Dana	2	35	17.5	25	0			
McKyer, Tim	2	0	0.0	0	0			
Courtney, Matt	1	30	30.0	30	0			
Williamson, Carlton	1	17	17.0	17	0			
Walter, Mike	1	16	16.0	16	0			
Turner, Keena	1	15	15.0	15	0			
Martin, Derrick	1	12	12.0	12	0			
Cousineau, Tom	1	11	11.0	11	0			
Nixon, Tory	1	5	5.0	5	0			
Shell, Todd	1	1	1.0	1	0			
Fahnhorst, Jim	1	0	0.0	0	0			
Holmoe, Tom	1	0	0.0	0	0			
McColl, Milt	1	0	0.0	0	0			
49ERS	25	205	8.2	34	0			
OPPONENTS	14	258	18.4	38	0			
KICKOFF RETURNS	No	Yds	Avg	LG	TD			
Rodgers, Del	17	358	21.1	50	0			
Cribbs, Joe	13	327	25.2	92t	1			
Sydney, Harry	12	243	20.3	30	0			
Monroe, Carl	5	91	18.2	24	0			
Flagler, Terrence	3	31	10.3	16	0			
Rathman, Tom	2	37	18.5	21	0			
McLemore, Dana	1	23	23.0	23	0			
Henley, Thomas	1	21	21.0	21	0			
Varajon, Mike	1	13	13.0	13	0			
49ERS	55	1144	20.8	92t	1			
OPPONENTS	76	1598	21.0	97t	1			
PUNT RETURNS	No	FC	Yds	Avg	LG	TD		
McLemore, Dana	21	7	265	12.6	83t	1		
Griffin, Don	9	2	79	8.8	29	0		
Martin, Derrick	2	0	12	6.0	9	0		
Pollard, Darryl	1	0	0	0.0	0	0		
Taylor, John	1	0	9	9.0	9	0		
49ERS	34	9	365	10.7	83t	1		
OPPONENTS	29	10	195	6.7	26	1		
PUNTING	No	Yds	Avg	TB	I-20	LG	Blk	
Runager, Max	55	2157	39.2	7	13	56	1	
Asmus, Jim	12	384	32.0	1	3	51	0	
49ERS	67	2541	37.4	8	16	56	1	
OPPONENTS	72	2850	39.6	6	13	68	1	
PASSING	Att	Comp	Pct	Yds	LG	TD	Int	QB
Montana, Joe	398	266	66.8	3054	57t	31	13	102.1
Young, Steve	69	37	53.6	570	50t	10	0	120.8
Gagliano, Bob	29	16	55.2	229	50	1	1	78.1
Stevens, Mark	4	2	50.0	52	39t	1	0	135.4
Sydney, Harry	1	1	100.0	50	50t	1	0	158.3
49ERS	501	322	64.3	3955	57t	44	14	106.2
OPPONENTS	467	224	48.0	2771	63t	13	25	53.8

1988 (10-6/13-6)
NFC West Champions – World Champions
Bill Walsh, Coach

W	34	at New Orleans (66,357)/S-4	33
W	20	at New York Giants (75,948)/S-11	17
L	17	Atlanta (60,168)/S-18	34
W	38	at Seattle (62,382)/S-25	7
W	20	Detroit (58,285)/O-2	13
L	13	Denver (61,711)/O-9	(OT) 16
W	24	at L.A. Rams (65,450)/O-16	21
L	9	at Chicago (65,293)-MN/O-24	10
W	24	Minnesota (60,738)/O-30	21
L	23	at Phoenix (64,544)/N-6	24
L	3	L.A. Raiders (54,448)/N-13	9
W	37	Washington (59,268)-MN/N-21	21
W	48	at San Diego (51,484)/N-27	10
W	13	at Atlanta (44,048)/D-4	3
W	30	New Orleans (62,977)/D-11	17
L	16	L.A. Rams (62,444)-SUN/D-18	38
369			294

NFC PLAYOFF - JAN. 1

(at San Francisco – Candlestick Park)			
W	34	Minnesota (61,848)	9

NFC CHAMPIONSHIP - JAN. 8

(at Chicago – Soldier Field)			
W	28	at Chicago (66,946)	3

SUPER BOWL XXIII - JAN. 22

(at Miami – Joe Robbie Stadium)			
W	20	Cincinnati (75,129)	16

TEAM STATISTICS

	49ers	Opp
TOTAL FIRST DOWNS	326	277
By Rushing	141	90
By Passing	167	160
By Penalties	18	27
TOTAL YARDS GAINED	5900	4575
By Rushing	2523	1588
By Passing	3377	2987
TOTAL PLAYS FROM SCRIMMAGE	1076	1013
Rushes	527	441
Average Gain Per Rush	4.8	3.6
NET YARDS PASSING	3377	2987
Passes Attempted	502	530
Passes Completed	293	292
Percent Completed	58.4	55.1
Had Intercepted	14	22
Times Sacked	47	42
Lost Attempting to Pass	298	297
PUNTS	80	86
Total Yardage of Punts	3093	3522
Average Length	38.7	41.0
KICKOFF RETURNS	55	73
Total Yards Returned	978	1362
Average Length of Return	17.8	18.7
PENALTIES	115	76
Yards Penalized	986	603
FUMBLES	27	30
Own Fumbles Recovered	15	16
Opponents' Fumbles Recovered	14	12
FIELD GOALS	27	18
Field Goals Attempted	38	24
TOTAL POINTS SCORED	369	294
Touchdowns Scored	41	34
Touchdowns Rushing	18	8
Touchdowns Passing	21	25
Touchdown Returns	2	1
Extra Points	40	34
Safeties	1	1
AVG. TIME OF POSSESSION	30:31	29:29

SCORING

<i>Cofer, Mike</i>	0	0	0	0	0	0	0	41/40	38/27	0	121
Craig, Roger	10	9	1	0	0	0	0	0/0	0/0	0	60
Rice, Jerry	10	1	9	0	0	0	0	0/0	0/0	0	60
Taylor, John	4	0	2	0	0	0	2	0/0	0/0	0	24
Frank, John	3	0	3	0	0	0	0	0/0	0/0	0	18
Montana, Joe	3	3	0	0	0	0	0	0/0	0/0	0	18

Rookie Names in Italic

(continued)

SCORING

Wilson, Mike	3	0	3	0	0	0	0	0/0	0/0	0	18
DuBose, Doug	2	2	0	0	0	0	0	0/0	0/0	0	12
Jones, Brent	2	0	2	0	0	0	0	0/0	0/0	0	12
Rathman, Tom	2	2	0	0	0	0	0	0/0	0/0	0	12
McIntyre, Guy	1	0	1	0	0	0	0	0/0	0/0	0	6
Young, Steve	1	1	0	0	0	0	0	0/0	0/0	0	6
Haley, Charles	0	0	0	0	0	0	0	0/0	0/0	1	2

49ERS

41	18	21	0	0	0	2	41/40	38/27	1	369
-----------	-----------	-----------	----------	----------	----------	----------	--------------	--------------	----------	------------

OPPONENTS

34	8	25	1	0	0	0	34/34	24/18	1	294
-----------	----------	-----------	----------	----------	----------	----------	--------------	--------------	----------	------------

RUSHING

	Att	Yds	Avg	LG	TD
Craig, Roger	310	1502	4.8	46t	9
Rathman, Tom	102	427	4.2	26	2
Young, Steve	27	184	6.8	49t	1
Montana, Joe	38	132	3.5	15	3
DuBose, Doug	24	116	4.8	37t	2
Rice, Jerry	13	107	8.2	29	1
Sydney, Harry	9	50	5.6	13	0
Flagler, Terrence	3	5	1.7	4	0
Helton, Barry	1	0	0.0	0	0

49ERS

527	2523	4.8	49t	18
------------	-------------	------------	------------	-----------

OPPONENTS

441	1588	3.6	36t	8
------------	-------------	------------	------------	----------

RECEIVING

	No	Yds	Avg	LG	TD
Craig, Roger	76	534	7.0	22	1
Rice, Jerry	64	1306	20.4	96t	9
Rathman, Tom	42	382	9.1	24	0
Wilson, Mike	33	405	12.3	31	3
Frank, John	16	195	12.2	38	3
Taylor, John	14	325	23.2	73t	2
Heller, Ron	14	140	10.0	22	0
Greer, Terry	8	120	15.0	31	0
Jones, Brent	8	57	7.1	18t	2
DuBose, Doug	6	57	9.5	13	0
Flagler, Terrence	4	72	18.0	57	0
Chandler, Wes	4	33	8.3	9	0
Sydney, Harry	2	18	9.0	9	0
McIntyre, Guy	1	17	17.0	17t	1
Nicholas, Calvin	1	14	14.0	14	0

49ERS

293	3675	12.5	96t	21
------------	-------------	-------------	------------	-----------

OPPONENTS

292	3284	11.3	67t	25
------------	-------------	-------------	------------	-----------

INTERCEPTIONS

	No	Yds	Avg	LG	TD
McKyer, Tim	7	11	1.6	7	0
Lott, Ronnie	5	59	11.8	44	0
Fuller, Jeff	4	18	4.5	10	0
Holmoe, Tom	2	0	0.0	0	0
Wright, Eric	2	-2	-1.0	0	0
Turner, Keena	1	2	2.0	2	0
Carter, Michael	1	0	0.0	0	0

49ERS

22	88	4.0	44	0
-----------	-----------	------------	-----------	----------

OPPONENTS

14	185	13.2	47t	1
-----------	------------	-------------	------------	----------

KICKOFF RETURNS

	No	Yds	Avg	LG	TD
DuBose, Doug	32	608	19.0	44	0
Taylor, John	12	225	18.8	29	0
Rodgers, Del	6	98	16.3	24	0
Craig, Roger	2	32	16.0	17	0
Sydney, Harry	1	8	8.0	8	0
Thomas, Chuck	1	5	5.0	5	0
Wilson, Mike	1	2	2.0	2	0

49ERS

55	978	17.8	44	0
-----------	------------	-------------	-----------	----------

OPPONENTS

73	1362	18.7	40	1
-----------	-------------	-------------	-----------	----------

PUNT RETURNS

	No	FC	Yds	Avg	LG	TD
Taylor, John	44	7	556	12.6	95t	2
Chandler, Wes	6	5	28	4.7	13	0
Griffin, Don	4	3	28	7.0	10	0

49ERS

54	15	612	11.3	95t	2
-----------	-----------	------------	-------------	------------	----------

OPPONENTS

47	10	426	9.1	41	0
-----------	-----------	------------	------------	-----------	----------

PUNTING

	No	Yds	Avg	TB	I-20	LG	Blk
Helton, Barry	78	3069	39.4	5	22	53	1
Runager, Max	1	24	24.0	0	0	24	0

49ERS

79	3093	39.2	5	22	53	1
-----------	-------------	-------------	----------	-----------	-----------	----------

OPPONENTS

86	3522	41.0	5	21	57	0
-----------	-------------	-------------	----------	-----------	-----------	----------

PASSING

	Att	Comp	Pct	Yds	LG	TD	Int	QB
Montana, Joe	397	238	60.0	2981	96t	18	10	87.9
Young, Steve	101	54	53.5	680	73t	3	3	72.2
Rice, Jerry	3	1	33.3	14	14	0	1	9.7
Sydney, Harry	1	0	0.0	0	0	0	0	39.6

49ERS

502	293	58.4	3675	96t	21	14	83.5
------------	------------	-------------	-------------	------------	-----------	-----------	-------------

OPPONENTS

530	292	55.1	3284	67t	25	22	72.2
------------	------------	-------------	-------------	------------	-----------	-----------	-------------

1989 (14-2/17-2)
NFC West Champions – World Champions
George Seifert, Coach

W	30	at Indianapolis (60,111)/S–10	24
W	20	at Tampa Bay (64,087)/S–17	16
W	38	at Philadelphia (66,042)/S–24	28
L	12	Los Angeles Rams (64,250)/O–1	13
W	24	at New Orleans (60,488)/O–8	20
W	31	at Dallas (61,077)/O–15	14
W	37	New England (70,000)/O–22+	20
W	23	at New York Jets (62,805)/O–29	10
W	31	New Orleans (60,667)–MN/N–6	13
W	45	Atlanta (59,914)/N–12	3
L	17	Green Bay (62,219)/N–19	21
W	34	New York Giants (63,461)–MN/N–27	24
W	23	at Atlanta (43,128)/D–3	10
W	30	at Los Angeles Rams (67,959)–MN/D–11	27
W	21	Buffalo (60,927)/D–17	10
W	26	Chicago (60,207)/D–24	0
442			253
NFC PLAYOFF - JAN. 6			
(at San Francisco – Candlestick Park)			
W	41	Minnesota (64,585)–SA	13
NFC CHAMPIONSHIP - JAN. 14			
(at San Francisco – Candlestick Park)			
W	30	Los Angeles Rams (64,769)	3
SUPER BOWL XXIV - JAN. 28			
(at New Orleans – Louisiana Superdome)			
W	55	Denver (72,919)	10

+ Game played at Stanford Stadium due to Bay Area earthquake – October 17, 1989

TEAM STATISTICS	49ers	Opp
TOTAL FIRST DOWNS	350	283
By Rushing	124	76
By Passing	209	178
By Penalties	17	29
TOTAL YARDS GAINED	6268	4618
By Rushing	1966	1383
By Passing	4302	3235
TOTAL PLAYS FROM SCRIMMAGE	1021	979
Rushes	493	372
Average Gain Per Rush	4.0	3.7
NET YARDS PASSING	4302	3235
Passes Attempted	483	564
Passes Completed	339	316
Percent Completed	70.2	56.0
Had Intercepted	11	21
Times Sacked	45	43
Lost Attempting to Pass	282	333
PUNTS	55	74
Total Yardage of Punts	2226	2875
Average Length	40.5	38.9
KICKOFF RETURNS	51	76
Total Yards Returned	954	1435
Average Length of Return	18.7	18.9
PENALTIES	109	75
Yards Penalized	922	581
FUMBLES	32	34
Own Fumbles Recovered	18	18
Opponents' Fumbles Recovered	16	14
FIELD GOALS	29	23
Field Goals Attempted	36	31
TOTAL POINTS SCORED	442	253
Touchdowns Scored	51	26
Touchdowns Rushing	14	9
Touchdowns Passing	35	15
Touchdown Returns	2	2
Extra Points	49	26
Safeties	0	1
AVG. TIME OF POSSESSION	31:45	28:15

SCORING	TDs	Ru	Pa	Int	Fu	KO	Pu	PAT	FG	S	Pts
Cofer, Mike	0	0	0	0	0	0	0	51/49	36/29	0	136
Rice, Jerry	17	0	17	0	0	0	0	0/0	0/0	0	102
Taylor, John	10	0	10	0	0	0	0	0/0	0/0	0	60
Craig, Roger	7	6	1	0	0	0	0	0/0	0/0	0	42
Jones, Brent	4	0	4	0	0	0	0	0/0	0/0	0	24
Montana, Joe	3	3	0	0	0	0	0	0/0	0/0	0	18
Rathman, Tom	2	1	1	0	0	0	0	0/0	0/0	0	12

Rookie Names in *Italic*

(continued)

SCORING	TDs	Ru	Pa	Int	Fu	KO	Pu	PAT	FG	S	Pts
Young, Steve	2	2	0	0	0	0	0	0/0	0/0	0	12
Flagler, Terrence	1	1	0	0	0	0	0	0/0	0/0	0	6
Haley, Charles	1	0	0	0	1	0	0	0/0	0/0	0	6
Henderson, Keith	1	1	0	0	0	0	0	0/0	0/0	0	6
Jackson, Johnny*	1	0	0	0	0	0	0	0/0	0/0	0	6
Walls, Wesley	1	0	1	0	0	0	0	0/0	0/0	0	6
Wilson, Mike	1	0	1	0	0	0	0	0/0	0/0	0	6
49ERS	51	14	35	0	1	0	0	51/49	36/29	0	442
OPPONENTS	26	9	15	0	1	0	1**	26/26	31/23	1	253

*ret blkd FGA **rcvrd blkd punt

RUSHING	Att	Yds	Avg	LG	TD
Craig, Roger	271	1054	3.9	27	6
Rathman, Tom	79	305	3.9	13	1
Montana, Joe	49	227	4.6	19	3
Flagler, Terrence	33	129	3.9	29t	1
Young, Steve	38	126	3.3	22	2
Sydney, Harry	9	56	6.2	18	0
Rice, Jerry	5	33	6.6	17	0
Henderson, Keith	7	30	4.3	11t	1
Taylor, John	1	6	6.0	6	0
Helton, Barry	1	0	0.0	0	0
49ERS	493	1966	4.0	29t	14
OPPONENTS	372	1383	3.7	23	9

RECEIVING	No	Yds	Avg	LG	TD
Rice, Jerry	82	1483	18.1	68t	17
Rathman, Tom	73	616	8.4	36	1
Taylor, John	60	1077	18.0	95t	10
Craig, Roger	49	473	9.7	44	1
Jones, Brent	40	500	12.5	36t	4
Wilson, Mike	9	103	11.4	19	1
Sydney, Harry	9	71	7.9	13	0
Flagler, Terrence	6	51	8.5	30	0
Walls, Wesley	4	16	4.0	9	1
Henderson, Keith	3	130	43.3	78	0
Williams, Jamie	3	38	12.7	17	0
Greer, Terry	1	26	26.0	26	0
49ERS	339	4584	13.5	95t	35
OPPONENTS	316	3568	11.3	65t	15

INTERCEPTIONS	No	Yds	Avg	LG	TD
Lott, Ronnie	5	34	6.8	28	0
Brooks, Chet	3	31	10.3	19	0
Wright, Eric	2	37	18.5	23	0
Jackson, Johnny	2	35	17.5	19	0
Griffin, Don	2	6	3.0	3	0
Turner, Keena	1	42	42.0	42	0
Holmoe, Tom	1	23	23.0	23	0
McKyer, Tim	1	18	18.0	18	0
Romanowski, Bill	1	13	13.0	13	0
Pollard, Darryl	1	12	12.0	12	0
Millen, Matt	1	10	10.0	10	0
DeLong, Keith	1	1	1.0	1	0
49ERS	21	262	12.5	42	0
OPPONENTS	11	140	12.7	35	0

KICKOFF RETURNS	No	Yds	Avg	LG	TD
Flagler, Terrence	32	643	20.1	41	0
Tillman, Spencer	10	206	20.6	60	0
Sydney, Harry	3	16	5.3	16	0
Taylor, John	2	51	25.5	27	0
Henderson, Keith	2	21	10.5	13	0
Greer, Terry	1	17	17.0	17	0
Jackson, Johnny	1	0	0.0	0	0
49ERS	51	954	18.7	60	0
OPPONENTS	76	1435	18.9	37	0

PUNT RETURNS	No	FC	Yds	Avg	LG	TD
Taylor, John	36	20	417	11.6	37	0
Greer, Terry	1	0	3	3.0	3	0
Griffin, Don	1	0	9	9.0	9	0
Romanowski, Bill	1	0	0	0.0	0	0
49ERS	39	20	429	11.0	37	0
OPPONENTS	35	4	361	10.3	22	0

PUNTING	No	Yds	Avg	TB	I-20	LG	Bik
Helton, Barry	55	2226	40.5	6	13	56	1
49ERS	55	2226	39.8	6	13	56	1
OPPONENTS	74	2875	38.9	4	18	57	0

PASSING	Att	Comp	Pct	Yds	LG	TD	Int	QB
Montana, Joe	386	271	70.2	3521	95t	26	8	112.4
Young, Steve	92	64	69.6	1001	50t	8	3	120.8
Bono, Steve	5	4	80.0	62	45t	1	0	157.9
49ERS	483	339	70.2	4584	95t	35	11	114.8
OPPONENTS	564	316	56.0	3568	65t	15	21	68.5

1990 (14-2/15-3)

NFC West Champions

George Seifert, Coach

W	13	at New Orleans (68,629)–MN/S–10	12
W	26	Washington (64,287)/S–16	13
W	19	Atlanta (62,858)/S–23	13
–	–	BYE/S–30	–
W	24	at Houston (59,931)/O–7	21
W	45	at Atlanta (57,921)/O–14	35
W	27	Pittsburgh (64,301)/O–21	7
W	20	Cleveland (63,672)/O–28	17
W	24	at Green Bay (58,835)/N–4	20
W	24	at Dallas (62,966)–SUN/N–11	6
W	31	Tampa Bay (62,221)/N–18	7
L	17	Los Angeles Rams (62,633)/N–25	28
W	7	New York Giants (66,092)–MN/D–3	3
W	20	at Cincinnati (60,084)/D–9	(OT) 17
W	26	at Los Angeles Rams (65,619)–MN/D–17	10
L	10	New Orleans (60,112)/D–23	13
W	20	at Minnesota (51,590)/D–30	17

353 **239**

NFC PLAYOFF - JAN. 12

W	28	(at San Francisco – Candlestick Park) Washington (65,292)–SA	10
---	----	---	----

NFC CHAMPIONSHIP - JAN. 20

L	13	(at San Francisco – Candlestick Park) New York Giants (66,334)	15
---	----	---	----

TEAM STATISTICS

	49ers	Opp
TOTAL FIRST DOWNS	324	250
By Rushing	107	77
By Passing	201	157
By Penalties	16	16
TOTAL YARDS GAINED	5895	4273
By Rushing	1718	1258
By Passing	4177	3015
TOTAL PLAYS FROM SCRIMMAGE	1074	919
Rushes	454	353
Average Gain Per Rush	3.8	3.6
NET YARDS PASSING	4177	3015
Passes Attempted	583	522
Passes Completed	360	265
Percent Completed	61.8	50.8
Had Intercepted	16	17
Times Sacked	37	44
Lost Attempting to Pass	194	263
PUNTS	70	82
Total Yardage of Punts	2537	3280
Average Length	36.2	40.0
KICKOFF RETURNS	53	66
Total Yards Returned	965	1284
Average Length of Return	18.2	19.5
PENALTIES	104	85
Yards Penalized	828	641
FUMBLES	24	21
Own Fumbles Recovered	10	7
Opponents' Fumbles Recovered	14	14
FIELD GOALS	24	19
Field Goals Attempted	36	23
TOTAL POINTS SCORED	353	239
Touchdowns Scored	40	26
Touchdowns Rushing	12	7
Touchdowns Passing	28	17
Touchdown Returns	0	2
Extra Points	39	26
Safeties	1	0
AVG. TIME OF POSSESSION	32:49	27:11

SCORING	TDs	Ru	Pa	Int	Fu	KO	Pu	PAT	FG	S	Pts
Cofer, Mike	0	0	0	0	0	0	0	39/39	36/24	0	111
Rice, Jerry	13	0	13	0	0	0	0	0/0	0/0	0	78
Rathman, Tom	7	7	0	0	0	0	0	0/0	0/0	0	42
Taylor, John	7	0	7	0	0	0	0	0/0	0/0	0	42
Jones, Brent	5	0	5	0	0	0	0	0/0	0/0	0	30

Rookie Names in Italic

(continued)

SCORING	TDs	Ru	Pa	Int	Fu	KO	Pu	PAT	FG	S	Pts
Sydney, Harry	3	2	1	0	0	0	0	0/0	0/0	0	18
Sherrard, Mike	2	0	2	0	0	0	0	0/0	0/0	0	12
Craig, Roger	1	1	0	0	0	0	0	0/0	0/0	0	6
<i>Carter, Dexter</i>	1	1	0	0	0	0	0	0/0	0/0	0	6
Montana, Joe	1	1	0	0	0	0	0	0/0	0/0	0	6
Turner, Keena	0	0	0	0	0	0	0	0/0	0/0	1	2
49ERS	40	12	28	0	0	0	0	39/39	36/24	1	353
OPPONENTS	26	7	17	1	0	0	1*	26/26	23/19	0	239

*ret. blkd punt

RUSHING	Att	Yds	Avg	LG	TD
<i>Carter, Dexter</i>	114	460	4.0	74t	1
Craig, Roger	141	439	3.1	26	1
Rathman, Tom	101	318	3.2	22	7
Sydney, Harry	35	166	4.7	19	2
Montana, Joe	40	162	4.1	20	1
Young, Steve	15	159	10.6	31	0
Henderson, Keith	6	14	2.3	9	0
Rice, Jerry	2	0	0.0	2	0
49ERS	454	1718	3.8	74t	12
OPPONENTS	353	1258	3.6	27	7

RECEIVING	No	Yds	Avg	LG	TD
Rice, Jerry	100	1502	15.0	64t	13
Jones, Brent	56	747	13.3	67t	5
Taylor, John	49	748	15.3	78t	7
Rathman, Tom	48	327	6.8	28	0
<i>Carter, Dexter</i>	25	217	8.7	26	0
Craig, Roger	25	201	8.0	31	0
Sherrard, Mike	17	264	15.5	43t	2
Sydney, Harry	10	116	11.6	23t	1
Williams, Jamie	9	54	6.0	9	0
Wilson, Mike	7	89	12.7	34	0
<i>Lewis, Ron</i>	5	44	8.8	14	0
Walls, Wesley	5	27	5.4	11	0
Henderson, Keith	4	35	8.7	9	0
49ERS	360	4371	12.1	78t	28
OPPONENTS	265	3278	12.4	75t	17

INTERCEPTIONS	No	Yds	Avg	LG	TD
Waymer, Dave	7	64	9.1	24	0
Griffin, Don	3	32	10.7	23	0
Lott, Ronnie	3	26	8.7	15	0
<i>Lewis, Kevin</i>	1	28	28.0	28	0
Plummer, Bruce (Den/SF)	1	16	16.0	16	0
<i>Davis, Eric</i>	1	13	13.0	13	0
Millen, Matt	1	8	8.0	8	0
Pollard, Darryl	1	0	0.0	0	0
49ERS	17	171	10.1	28	0
OPPONENTS	16	176	11.0	65t	1

KICKOFF RETURNS	No	Yds	Avg	LG	TD
<i>Carter, Dexter</i>	41	783	19.1	35	0
Tillman, Spencer	6	111	18.5	30	0
Sydney, Harry	2	33	16.5	19	0
Williams, Jamie	2	7	3.5	7	0
Walls, Wesley	1	16	16.0	16	0
Griffin, Don	1	15	15.0	15	0
49ERS	53	965	18.2	35	0
OPPONENTS	66	1284	19.5	50	0

PUNT RETURNS	No	FC	Yds	Avg	LG	TD
Taylor, John	26	5	212	8.2	30	0
Griffin, Don	16	8	105	6.6	20	0
<i>Davis, Eric</i>	5	3	38	7.6	24	0
Wilson, Mike	1	0	1	1.0	1	0
49ERS	48	16	356	7.4	30	0
OPPONENTS	30	13	215	7.2	20	0

PUNTING	No	Yds	Avg	TB	I-20	LG	Blk
Helton, Barry	69	2537	36.8	8	15	56	1
49ERS	70	2537	36.2	8	15	56	1
OPPONENTS	82	3280	40.0	6	15	59	0

PASSING	Att	Comp	Pct	Yds	LG	TD	Int	QB
Montana, Joe	520	321	61.7	3944	78t	26	16	89.0
Young, Steve	62	38	61.3	427	34t	2	0	92.6
Helton, Barry	1	1	100.0	0	0	0	0	79.2
49ERS	583	360	61.8	4371	78t	28	16	89.4
OPPONENTS	522	265	50.8	3278	75t	17	17	67.8

1991 (10-6)

George Seifert, Coach

L	14	at New York Giants (76,319)–MN/S–2	16
W	34	San Diego (60,753)/S–8	14
L	14	at Minnesota (59,148)/S–15	17
W	27	Los Angeles Rams (63,871)/S–22	10
L	6	at Los Angeles Raiders (91,494)/S–29	12
–	–	BYE/O–6	–
L	34	Atlanta (57,343)/O–13	39
W	35	Detroit (61,240)/O–20	3
W	23	at Philadelphia (65,796)/O–27	7
L	14	at Atlanta (51,259)/N–3	17
L	3	at New Orleans (68,591)/N–10	10
W	14	Phoenix (50,180)/N–17	10
W	33	at Los Angeles Rams (61,881)–MN/N–25	10
W	38	New Orleans (62,092)/D–1	24
W	24	at Seattle (56,711)/D–8	22
W	28	Kansas City (62,672)/SA/D–14	14
W	52	Chicago (60,419)–MN/D–23	14
393			239

TEAM STATISTICS

	49ers	Opp
TOTAL FIRST DOWNS	336	260
By Rushing	112	86
By Passing	197	155
By Penalties	27	19
TOTAL YARDS GAINED	5858	4554
By Rushing	1861	1512
By Passing	3997	3042
TOTAL PLAYS FROM SCRIMMAGE	986	929
Rushes	440	399
Average Gain Per Rush	4.2	3.8
NET YARDS PASSING	3997	3042
Passes Attempted	522	499
Passes Completed	325	267
Percent Completed	62.3	53.5
Had Intercepted	12	12
Times Sacked	24	31
Lost Attempting to Pass	170	212
PUNTS	56	82
Total Yardage of Punts	2197	3365
Average Length	39.2	41.0
KICKOFF RETURNS	50	66
Total Yards Returned	1028	1288
Average Length of Return	20.6	19.5
PENALTIES	114	84
Yards Penalized	902	782
FUMBLES	33	32
Own Fumbles Recovered	14	16
Opponents' Fumbles Recovered	16	19
FIELD GOALS	14	22
Field Goals Attempted	28	25
TOTAL POINTS SCORED	393	239
Touchdowns Scored	50	25
Touchdowns Rushing	19	8
Touchdowns Passing	29	16
Touchdown Returns	2	1
Extra Points	49	23
Safeties	1	0
AVG. TIME OF POSSESSION	31:34	28:26

SCORING

	TDs	Ru	Pa	Int	Fu	KO	Pu	PAT	FG	S	Pts
Cofer, Mike	0	0	0	0	0	0	0	50/49	28/14	0	91
Rice, Jerry	14	0	14	0	0	0	0	0/0	0/0	0	84
Taylor, John	9	0	9	0	0	0	0	0/0	0/0	0	54
Sydney, Harry	7	5	2	0	0	0	0	0/0	0/0	0	42
Rathman, Tom	6	6	0	0	0	0	0	0/0	0/0	0	36
Carter, Dexter	4	2	1	0	0	1	0	0/0	0/0	0	24
Young, Steve	4	4	0	0	0	0	0	0/0	0/0	0	24
Henderson, Keith	2	2	0	0	0	0	0	0/0	0/0	0	12
Sherrard, Mike	2	0	2	0	0	0	0	0/0	0/0	0	12
Griffin, Don	1	0	0	0	1	0	0	0/0	0/0	0	6
Williams, Jamie	1	0	1	0	0	0	0	0/0	0/0	0	6
Jordan, Darin	0	0	0	0	0	0	0	0/0	0/0	1	2
49ERS	50	19	29	0	1	1	0	50/49	28/14	1	393
OPPONENTS	25	8	16	0	0	1	0	25/23	25/22	0	239

Rookie Names in Italic

RUSHING	Att	Yds	Avg	LG	TD
Henderson, Keith	137	561	4.1	25	2
Young, Steve	66	415	6.3	21	4
Carter, Dexter	85	379	4.5	53t	2
Sydney, Harry	57	245	4.3	32	5
Rathman, Tom	63	183	2.9	16	6
Bono, Steve	17	46	2.7	18	0
Tillman, Spencer	13	40	3.1	8	0
Rice, Jerry	1	2	2.0	2	0
Prokop, Joe	1	–10	–10.0	–10	0
49ERS	440	1861	4.2	53t	19
OPPONENTS	399	1512	3.8	37	8

RECEIVING	No	Yds	Avg	LG	TD
Rice, Jerry	80	1206	15.1	73t	14
Taylor, John	64	1011	15.8	97t	9
Rathman, Tom	34	286	8.4	32	0
Henderson, Keith	30	303	10.1	23	0
Jones, Brent	27	417	15.4	41	0
Sherrard, Mike	24	296	12.3	31	2
Carter, Dexter	23	253	11.0	26	1
Williams, Jamie	22	235	10.7	21	1
Sydney, Harry	13	90	6.9	19	2
Beach, Sanjay	4	43	10.8	20	0
Walls, Wesley	2	24	12.0	21	0
Tillman, Spencer	2	3	1.5	3	0
49ERS	325	4167	12.8	97t	29
OPPONENTS	267	3254	12.2	51	16

INTERCEPTIONS	No	Yds	Avg	LG	TD
Waymer, Dave	4	77	19.3	42	0
Lewis, Kevin	2	20	10.0	20	0
Jackson, Johnny	1	11	11.0	11	0
Romanowski, Bill	1	7	7.0	7	0
Lee, Mark	1	5	5.0	5	0
Whitmore, David	1	5	5.0	5	0
Bowles, Todd	1	0	0.0	0	0
Griffin, Don	1	0	0.0	0	0
49ERS	12	125	10.4	42	0
OPPONENTS	12	82	6.8	37	0

KICKOFF RETURNS	No	Yds	Avg	LG	TD
Carter, Dexter	37	839	22.7	98t	1
Tillman, Spencer	9	132	14.7	27	0
Beach, Sanjay	2	37	18.5	23	0
Sydney, Harry	1	13	13.0	13	0
Whitmore, David	1	7	7.0	7	0
49ERS	50	1028	20.6	98t	1
OPPONENTS	66	1288	19.5	100t	0

PUNT RETURNS	No	FC	Yds	Avg	LG	TD
Taylor, John	31	14	267	8.6	24	0
Bach, Sanjay	10	0	53	5.3	15	0
Lewis, Kevin	1	0	0	0.0	0	0
Griffin, Don	0	1	0	0.0	0	0
49ERS	42	15	320	7.6	24	0
OPPONENTS	30	6	239	8.0	23	0

PUNTING	No	Yds	Avg	TB	I-20	LG	Blk
Prokop, Joe	40	1541	38.5	1	8	58	0
Mojsiejenko, Ralf	16	656	41.0	4	0	55	0
49ERS	56	2197	39.2	5	8	58	0
OPPONENTS	82	3365	41.0	10	17	58	0

PASSING	Att	Comp	Pct	Yds	LG	TD	Int	QB
Young, Steve	279	180	64.5	2517	97t	17	8	101.8
Bono, Steve	237	141	59.5	1617	78	11	4	88.5
Musgrave, Bill	5	4	80.0	33	15t	1	0	133.8
Sydney, Harry	1	0	0.0	0	0	0	0	39.6
49ERS	522	325	62.3	4167	97t	29	12	96.2
OPPONENTS	499	267	53.5	3254	51	16	12	74.5

1992 (14-2/15-3)

NFC West Champions
George Seifert, Coach

W	31	at New York Giants (74,519)/S-6	14
L	31	Buffalo (64,053)/S-13	34
W	31	at New York Jets (71,020)/S-20	14
W	16	at New Orleans (68,591)-SUN/S-27	10
W	27	Los Angeles Rams (63,071)/O-4	24
W	24	at New England (54,126)/O-11	12
W	56	Atlanta (63,302)/O-18	17
-	-	BYE/O-25	-
L	14	at Phoenix (47,642)/N-1	24
W	41	at Atlanta (67,404)-MN/N-9	3
W	21	New Orleans (64,895)/N-15	20
W	27	at Los Angeles Rams (65,858)/N-22	10
W	20	Philadelphia (63,374)/N-29	14
W	27	Miami (58,474)/D-6	3
W	20	at Minnesota (60,685)/D-13	17
W	21	Tampa Bay (60,519)/D-19	14
W	24	Detroit (55,907)-MN/D-28	6

431 **NFC PLAYOFF - JAN. 9** **236**

(at San Francisco - Candlestick Park)

W	20	Washington (64,991)-SA	13
---	----	------------------------	----

NFC CHAMPIONSHIP - JAN. 17

(at San Francisco - Candlestick Park)

L	20	Dallas (64,920)	30
---	----	-----------------	----

TEAM STATISTICS

TOTAL FIRST DOWNS	344	49ers	Opp
By Rushing	135		277
By Passing	192		90
By Penalties	17		174
TOTAL YARDS GAINED	6195		13
By Rushing	2315		4787
By Passing	3880		1418
TOTAL PLAYS FROM SCRIMMAGE	994		3369
Rushes	482		943
Average Gain Per Rush	4.8		351
NET YARDS PASSING	3880		4.0
Passes Attempted	480		3880
Passes Completed	319		3369
Percent Completed	66.5		58.1
Had Intercepted	9		17
Times Sacked	32		41
Lost Attempting to Pass	174		273
PUNTS	49		76
Total Yardage of Punts	1918		3134
Average Length	39.1		41.2
KICKOFF RETURNS	42		66
Total Yards Returned	879		1273
Average Length of Return	20.9		19.3
PENALTIES	80		79
Yards Penalized	636		651
FUMBLES	29		23
Own Fumbles Recovered	16		11
Opponents' Fumbles Recovered	12		13
FIELD GOALS	18		16
Field Goals Attempted	27		20
TOTAL POINTS SCORED	431		236
Touchdowns Scored	54		27
Touchdowns Rushing	22		5
Touchdowns Passing	29		20
Touchdown Returns	3		2
Extra Points	53		26
Safeties	0		0
AVG. TIME OF POSSESSION	32:19		27:41

SCORING	TDs	Ru	Pa	Int	Fu	KO	Pu	PAT	FG	S	Pts
Cofer, Mike	0	0	0	0	0	0	0	54/53	27/18	0	107
Rice, Jerry	11	1	10	0	0	0	0	0/0	0/0	0	66
Watters, Ricky	11	9	2	0	0	0	0	0/0	0/0	0	66
Rathman, Tom	9	5	4	0	0	0	0	0/0	0/0	0	54
Jones, Brent	4	0	4	0	0	0	0	0/0	0/0	0	24
Lee, Amp	4	2	2	0	0	0	0	0/0	0/0	0	24
Young, Steve	4	4	0	0	0	0	0	0/0	0/0	0	24
Taylor, John	3	0	3	0	0	0	0	0/0	0/0	0	18

Rookie Names in Italic

(continued)

SCORING	TDs	Ru	Pa	Int	Fu	KO	Pu	PAT	FG	S	Pts
Turner, Odessa	2	0	2	0	0	0	0	0/0	0/0	0	12
Carter, Dexter	1	0	1	0	0	0	0	0/0	0/0	0	6
Hanks, Merton	1	0	0	0	0	0	1	0/0	0/0	0	6
Johnson, John	1	0	0	1	0	0	0	0/0	0/0	0	6
Logan, Marc	1	1	0	0	0	0	0	0/0	0/0	0	6
Sherrard, Mike	1	0	0	0	1	0	0	0/0	0/0	0	6
Williams, Jamie	1	0	1	0	0	0	0	0/0	0/0	0	6
49ERS	54	22	29	1	1	0	1	54/53	27/18	0	431
OPPONENTS	27	5	20	2	0	0	0	27/26	20/16	0	236
RUSHING	Att	Yds	Avg	LG	TD						
Watters, Ricky	206	1013	4.9	43	9						
Young, Steve	76	537	7.1	39t	4						
Lee, Amp	91	362	4.0	43	2						
Rathman, Tom	57	194	3.4	17	5						
Rice, Jerry	9	58	6.4	26t	1						
Logan, Marc	8	44	5.5	26	1						
Henderson, Keith	10	37	3.7	9	0						
Montana, Joe	3	28	9.3	16	0						
Bono, Steve	15	23	1.5	19	0						
Taylor, John	1	10	10.0	10	0						
Carter, Dexter	4	9	2.3	6	0						
Wilmsmeyer, Klaus	2	0	0.0	10	0						
49ERS	482	2315	4.8	43	22						
OPPONENTS	351	1418	4.0	35	5						
RECEIVING	No	Yds	Avg	LG	TD						
Rice, Jerry	84	1201	14.3	80t	10						
Jones, Brent	45	628	14.0	43	4						
Rathman, Tom	44	343	7.8	27t	4						
Watters, Ricky	43	405	9.4	35	2						
Sherrard, Mike	38	607	16.0	56	0						
Taylor, John	25	428	17.1	54t	3						
Lee, Amp	20	102	5.1	17	2						
Turner, Odessa	9	200	22.2	57	2						
Williams, Jamie	7	76	10.9	21	1						
Logan, Marc	2	17	8.5	13	0						
Carter, Dexter	1	43	43.0	43t	1						
Henderson, Keith	1	4	4.0	4	0						
49ERS	319	4054	12.7	80t	29						
OPPONENTS	320	3642	11.4	55t	20						
INTERCEPTIONS	No	Yds	Avg	LG	TD						
Griffin, Don	5	4	0.8	2	0						
Davis, Eric	3	52	17.3	37	0						
Hall, Dana	2	34	17.0	34	0						
Hanks, Merton	2	5	2.5	4	0						
Johnson, John	1	56	56.0	56t	1						
Roberts, Larry	1	19	19.0	19	0						
DeLong, Keith	1	2	2.0	2	0						
Brown, Dennis	1	0	0.0	0	0						
Whitmore, David	1	0	0.0	0	0						
49ERS	17	172	10.1	56t	1						
OPPONENTS	9	126	14.0	51t	2						
KICKOFF RETURNS	No	Yds	Avg	LG	TD						
Logan, Marc	22	478	21.7	82	0						
Lee, Amp	14	276	19.7	33	0						
Grant, Alan	3	70	23.3	47	0						
Carter, Dexter	2	55	27.5	32	0						
Turner, Odessa	1	0	0.0	0	0						
49ERS	42	879	20.9	82	0						
OPPONENTS	66	1273	19.3	45	0						
PUNT RETURNS	No	FC	Yds	Avg	LG	TD					
Grant, Alan	29	10	249	8.6	46	0					
Griffin, Don	6	2	69	11.5	29	0					
Lewis, Ronald	4	0	23	5.8	9	0					
Hanks, Merton	1	0	48	48.0	48t	1					
49ERS	40	12	389	9.7	48t	1					
OPPONENTS	23	9	177	7.7	27	0					
PUNTING	No	Yds	Avg	TB	I-20	LG	Bik				
Wilmsmeyer, Klaus	49	1918	39.1	2	19	58	0				
49ERS	49	1918	39.1	2	19	58	0				
OPPONENTS	76	3134	41.2	7	23	71	0				
PASSING	Att	Comp	Pct	Yds	LG	TD	Int	QB			
Young, Steve	402	268	66.7	3465	80t	25	7	107.0			
Bono, Steve	56	36	64.3	463	36	2	2	87.1			
Montana, Joe	21	15	71.4	126	17	2	0	118.4			
Watters, Ricky	1	0	0.0	0	0	0	0	39.6			
49ERS	480	319	66.5	4054	80t	29	9	105.0			
OPPONENTS	551	320	58.1	3642	55t	20	17	77.3			

1993 (10-6/11-7)
NFC West Champions
George Seifert, Coach

W	24	at Pittsburgh (57,502)/S-5	13
L	13	at Cleveland (78,218)-MN/S-13	23
W	37	Atlanta (63,032)/S-19	30
L	13	at New Orleans (69,041)/S-26	16
W	38	Minnesota (63,071)/O-3	19
-	-	BYE/O-10	-
L	17	at Dallas (65,099)/O-17	26
W	28	Phoenix (62,020)/O-24	14
W	40	Los Angeles Rams (63,417)/O-31	17
-	-	BYE/N-7	-
W	45	at Tampa Bay (43,835)/N-14	21
W	42	New Orleans (66,500)-MN/N-22	7
W	35	at Los Angeles Rams (62,143)/N-28	10
W	21	Cincinnati (60,039)-SUN/D-5	8
L	24	at Atlanta (64,688)-SA/D-11	27
W	55	at Detroit (77,052)/D-19	17
L	7	Houston (61,744)-SA/D-25	10
L	34	Philadelphia (61,653)-MN/J-3 (OT)	37
473			295
NFC PLAYOFF - JAN. 15 (at San Francisco - Candlestick Park)			
W	44	New York Giants (67,143)	3
NFC CHAMPIONSHIP - JAN. 23 (at Irving - Texas Stadium)			
L	21	at Dallas (64,902)	38

TEAM STATISTICS		49ers	Opp
TOTAL FIRST DOWNS		372	297
By Rushing		134	109
By Passing		212	171
By Penalties		26	17
TOTAL YARDS GAINED		6435	4997
By Rushing		2133	1800
By Passing		4302	3197
TOTAL PLAYS FROM SCRIMMAGE		1022	1012
Rushes		463	404
Average Gain Per Rush		4.6	4.5
NET YARDS PASSING		4302	3197
Passes Attempted		524	564
Passes Completed		354	314
Percent Completed		67.6	55.7
Had Intercepted		17	19
Times Sacked		35	44
Lost Attempting to Pass		178	316
PUNTS		42	68
Total Yardage of Punts		1718	2985
Average Length		40.9	43.9
KICKOFF RETURNS		40	61
Total Yards Returned		715	1196
Average Length of Return		17.9	19.6
PENALTIES		95	99
Yards Penalized		800	743
FUMBLES		32	20
Own Fumbles Recovered		19	9
Opponents' Fumbles Recovered		11	13
FIELD GOALS		16	27
Field Goals Attempted		26	30
TOTAL POINTS SCORED		473	295
Touchdowns Scored		61	30
Touchdowns Rushing		26	6
Touchdowns Passing		29	23
Touchdown Returns		6	1
Extra Points		59	30
Safeties		0	2
AVG. TIME OF POSSESSION		30:24	29:36

SCORING	TDs	Ru	Pa	Int	Fu	KO	Pu	PAT	FG	S	Pts
Cofer, Mike	0	0	0	0	0	0	0	61/59	26/16	0	107
Rice, Jerry	16	1	15	0	0	0	0	0/0	0/0	0	96
Watters, Ricky	11	10	1	0	0	0	0	0/0	0/0	0	66
Logan, Marc	7	7	0	0	0	0	0	0/0	0/0	0	42
Taylor, John	5	0	5	0	0	0	0	0/0	0/0	0	30
Jones, Brent	3	0	3	0	0	0	0	0/0	0/0	0	18
Lee, Amp	3	1	2	0	0	0	0	0/0	0/0	0	18

(continued)

SCORING	TDs	Ru	Pa	Int	Fu	KO	Pu	PAT	FG	S	Pts
Rathman, Tom	3	3	0	0	0	0	0	0/0	0/0	0	18
Carter, Dexter	2	1	0	0	0	0	1	0/0	0/0	0	12
Davis, Eric	2	0	0	1	1	0	0	0/0	0/0	0	12
Young, Steve	2	2	0	0	0	0	0	0/0	0/0	0	12
Beach, Sanjay	1	0	1	0	0	0	0	0/0	0/0	0	6
Bono, Steve	1	1	0	0	0	0	0	0/0	0/0	0	6
Hanks, Merton	1	0	0	1	0	0	0	0/0	0/0	0	6
McGruder, Mike	1	0	0	1	0	0	0	0/0	0/0	0	6
Singleton, Nate	1	0	1	0	0	0	0	0/0	0/0	0	6
Tamm, Ralph	1	0	0	0	1	0	0	0/0	0/0	0	6
Williams, Jamie	1	0	1	0	0	0	0	0/0	0/0	0	6
49ERS	61	26	29	3	2	0	1	61/59	26/16	0	473
OPPONENTS	30	6	23	0	0	0	0	30/30	30/27	2	295
RUSHING	Att	Yds	Avg	LG	TD						
Watters, Ricky	208	950	4.6	39	10						
Young, Steve	69	407	5.9	35	2						
Logan, Marc	58	280	4.8	45	7						
Lee, Amp	72	230	3.2	13	1						
Rathman, Tom	19	80	4.2	19	3						
Carter, Dexter	10	72	7.2	50t	1						
Rice, Jerry	3	69	23.0	43t	1						
Taylor, John	2	17	8.5	12	0						
Walker, Adam	5	17	3.4	11	0						
Bono, Steve	12	14	1.2	10	1						
Wilmsmeyer, Klaus	2	0	0.0	0	0						
Musgrave, Bill	3	-3	-1.0	-1	0						
49ERS	463	2133	4.6	50t	26						
OPPONENTS	404	1800	4.5	41	6						
RECEIVING	No	Yds	Avg	LG	TD						
Rice, Jerry	98	1503	15.3	80t	15						
Jones, Brent	68	735	10.8	29	3						
Taylor, John	56	940	16.8	76t	5						
Logan, Marc	37	348	9.4	24	0						
Watters, Ricky	31	326	10.5	48t	1						
Williams, Jamie	16	132	8.3	15	1						
Lee, Amp	16	115	7.2	22	2						
Rathman, Tom	10	86	8.6	17	0						
Singleton, Nate	8	126	15.8	33	1						
Beach, Sanjay	5	59	11.8	20t	1						
Turner, Odessa	3	64	21.3	32	0						
Carter, Dexter	2	40	20.0	14	0						
Young, Steve	2	2	1.0	6	0						
Walker, Adam	1	4	4.0	4	0						
49ERS	354	4480	12.7	80t	29						
OPPONENTS	314	3513	11.2	65t	23						
INTERCEPTIONS	No	Yds	Avg	LG	TD						
McGruder, Michael	5	89	17.8	37	1						
Davis, Eric	4	45	11.3	41t	1						
Hanks, Merton	3	104	34.7	67t	1						
McDonald, Tim	3	23	7.7	21	0						
Griffin, Don	3	6	2.0	3	0						
Johnson, John	1	0	0.0	0	0						
49ERS	19	267	14.1	67t	3						
OPPONENTS	17	157	9.2	30	0						
KICKOFF RETURNS	No	Yds	Avg	LG	TD						
Carter, Dexter	25	494	19.8	60	0						
Lee, Amp	10	160	16.0	28	0						
Walker, Adam	3	51	17.0	30	0						
Brandes, John	1	10	10.0	10	0						
Kelm, Larry	1	0	0.0	0	0						
49ERS	40	715	17.9	60	0						
OPPONENTS	61	1196	19.6	50	1						
PUNT RETURNS	No	FC	Yds	Avg	LG	TD					
Carter, Dexter	34	20	411	12.1	72t	1					
Kelm, Larry	1	0	0	0.0	0	0					
49ERS	35	20	411	11.7	72t	1					
OPPONENTS	15	8	171	11.4	50	0					
PUNTING	No	Yds	Avg	TB	I-20	LG	Bk				
Wilmsmeyer, Klaus	42	1718	40.9	5	11	61	0				
49ERS	42	1718	40.9	5	11	61	0				
OPPONENTS	68	2985	43.9	5	12	57	0				
PASSING	Att	Comp	Pct	Yds	LG	TD	Int	QB			
Young, Steve	462	314	68.0	4023	80t	29	16	101.5			
Bono, Steve	61	39	63.9	416	33	0	1	76.9			
Taylor, John	1	1	100.0	41	41	0	0	118.8			
49ERS	524	354	67.6	4480	80t	29	17	98.9			
OPPONENTS	564	314	55.7	3513	65t	23	19	74.0			

Rookie Names in Italic

1994 (13-3/16-3)

NFC West Champions – World Champions
George Seifert, Coach

W	44	Los Angeles Raiders (68,032)–MN/S–5	14
L	17	at Kansas City (79,907)/S–11	24
W	34	at Los Angeles Rams (56,479)/S–18	19
W	24	New Orleans (63,971)/S–25	13
L	8	Philadelphia (64,843)/O–2	40
W	27	at Detroit (77,340)/O–9	21
W	42	at Atlanta (67,298)/O–16	3
W	41	Tampa Bay (62,741)/O–23	16
–	–	BYE/O–30	
W	37	at Washington (54,335)/N–6	22
W	21	Dallas (69,014)/N–13	14
W	31	Los Angeles Rams (62,774)–SUN/N–20	27
W	35	at New Orleans (61,304)–MN/N–28	14
W	50	Atlanta (60,549)/D–4	14
W	38	at San Diego (62,105)–SA/D–11	15
W	42	Denver (64,884)–SA/D–18	19
L	14	at Minnesota (63,326)–MN/D–26	21
505			296

NFC PLAYOFF - JAN. 7

(at San Francisco – Candlestick Park)

W	44	Chicago (64,644)–SA	15
---	----	---------------------	----

NFC CHAMPIONSHIP - JAN. 15

(at San Francisco – Candlestick Park)

W	38	Dallas (69,125)	28
---	----	-----------------	----

SUPER BOWL XXIX - JAN. 29

(at Miami – Joe Robbie Stadium)

W	49	San Diego (74,107)	26
---	----	--------------------	----

TEAM STATISTICS

	49ers	Opp
TOTAL FIRST DOWNS	362	285
By Rushing	122	82
By Passing	210	182
By Penalties	30	21
TOTAL YARDS GAINED	6060	4839
By Rushing	1897	1338
By Passing	4163	3501
TOTAL PLAYS FROM SCRIMMAGE	1037	996
Rushes	491	375
Average Gain Per Rush	3.9	3.6
NET YARDS PASSING	4163	3501
Passes Attempted	511	583
Passes Completed	359	329
Percent Completed	70.3	56.4
Had Intercepted	11	23
Times Sacked	35	38
Lost Attempting to Pass	199	255
PUNTS	54	77
Total Yardage of Punts	2235	3274
Average Length	41.4	42.5
KICKOFF RETURNS	58	89
Total Yards Returned	1244	1912
Average Length of Return	21.4	21.5
PENALTIES	109	108
Yards Penalized	890	912
FUMBLES	25	25
Own Fumbles Recovered	12	13
Opponents' Fumbles Recovered	12	13
FIELD GOALS	15	15
Field Goals Attempted	20	21
TOTAL POINTS SCORED	505	296
Touchdowns Scored	66	35
Touchdowns Rushing	23	16
Touchdowns Passing	37	15
Touchdown Returns	6	4
Extra Points	60	23
Safeties	0	2
AVG. TIME OF POSSESSION	31:38	28:22

SCORING	TDs	Ru	Pa	Int	Fu	KO	Pu	PAT	FG	S	Pts
Brien, Doug	0	0	0	0	0	0	0	62/60	20/15	0	105
Rice, Jerry	15	2	13	0	0	0	0	0/0	0/0	0	92
Watters, Ricky	11	6	5	0	0	0	0	0/0	0/0	0	66
Jones, Brent	9	0	9	0	0	0	0	0/0	0/0	0	56
Young, Steve	7	7	0	0	0	0	0	0/0	0/0	0	42
Floyd, William	6	6	0	0	0	0	0	0/0	0/0	0	36

Rookie Names in Italic

(continued)

SCORING	TDs	Ru	Pa	Int	Fu	KO	Pu	PAT	FG	S	Pts
Taylor, John	5	0	5	0	0	0	0	0/0	0/0	0	30
Sanders, Deion	3	0	0	3	0	0	0	0/0	0/0	0	18
Logan, Marc	2	1	1	0	0	0	0	0/0	0/0	0	12
McCaffrey, Ed	2	0	2	0	0	0	0	0/0	0/0	0	12
McDonald, Tim	2	0	0	1	1	0	0	0/0	0/0	0	12
Singleton, Nate	2	0	2	0	0	0	0	0/0	0/0	0	12
Carter, Dexter	1	0	0	0	0	1	0	0/0	0/0	0	6
Walker, Adam	1	1	0	0	0	0	0	0/0	0/0	0	6
49ERS	66	23	37	4	1	1	0	62/60	20/15	0	505
OPPONENTS	35	16	15	1	3	0	0	23/23	21/15	2	296

RUSHING	Att	Yds	Avg	LG	TD
Watters, Ricky	239	877	3.7	23	6
Floyd, William	87	305	3.5	26	6
Young, Steve	58	293	5.1	27	7
Logan, Marc	33	143	4.3	22	1
Loville, Derek	31	99	3.2	13	0
Rice, Jerry	7	93	13.3	28t	2
Walker, Adam	13	54	4.2	14	1
Carter, Dexter	8	34	4.3	18	0
Grbac, Elvis	13	1	0.1	6	0
Taylor, John	2	–2	–1.0	1	0
49ERS	491	1897	3.9	28t	23
OPPONENTS	375	1338	3.6	44t	16

RECEIVING	No	Yds	Avg	LG	TD
Rice, Jerry	112	1499	13.4	69t	13
Watters, Ricky	66	719	10.9	65t	5
Jones, Brent	49	670	13.7	69t	9
Taylor, John	41	531	13.0	35	5
Singleton, Nate	21	294	14.0	43t	2
Floyd, William	19	145	7.6	15	0
Logan, Marc	16	97	6.1	15	1
Popson, Ted	13	141	10.9	24	0
McCaffrey, Ed	11	131	11.9	32	2
Carter, Dexter	7	99	14.1	44	0
Loville, Derek	2	26	13.0	19	0
Carolan, Brett	2	10	5.0	6	0
49ERS	359	4362	12.2	69t	37
OPPONENTS	329	3756	11.4	90	15

INTERCEPTIONS	No	Yds	Avg	LG	TD
Hanks, Merton	7	93	13.1	38	0
Sanders, Deion	6	303	50.5	93t	3
McDonald, Tim	2	79	39.5	73t	1
Hall, Dana	2	0	0.0	0	0
Cook, Toi	1	18	18.0	18	0
Davis, Eric	1	8	8.0	8	0
Drakeford, Tyronne	1	6	6.0	6	0
Plummer, Gary	1	1	1.0	1	0
Brown, Dennis	1	0	0.0	0	0
Norton, Ken, Jr.	1	0	0.0	0	0
49ERS	23	508	22.1	93t	4
OPPONENTS	11	107	9.7	36t	1

KICKOFF RETURNS	No	Yds	Avg	LG	TD
Carter, Dexter	48	1105	23.0	96t	1
Walker, Adam	6	82	13.7	19	0
Loville, Derek	2	34	17.0	19	0
Singleton, Nate	2	23	11.5	17	0
49ERS	58	1244	21.5	96t	1
OPPONENTS	89	1912	21.5	51	0

PUNT RETURNS	No	FC	Yds	Avg	LG	TD
Carter, Dexter	38	12	321	8.5	26	0
Singleton, Nate	2	1	13	6.5	8	0
49ERS	40	13	334	8.4	26	0
OPPONENTS	28	10	242	8.6	43	0

PUNTING	No	Yds	Avg	TB	I-20	LG	Blk
Wilmsmeyer, Klaus	54	2235	41.4	3	18	60	0
49ERS	54	2235	41.4	3	18	60	0
OPPONENTS	77	3274	42.5	9	19	65	0

PASSING	Att	Comp	Pct	Yds	LG	TD	Int	QB
Young, Steve	461	324	70.3	3969	69t	35	10	112.8
Grbac, Elvis	50	35	70.0	393	42	2	1	98.2
49ERS	511	359	70.3	4362	69t	37	11	111.4
OPPONENTS	583	329	56.4	3756	90	15	23	68.1

1995 (11-5/11-6)
NFC West Champions
George Seifert, Coach

W	24	at New Orleans (66,627)/S-3	22
W	41	Atlanta (63,627)/S-10	10
W	28	New England (66,179)/S-17	3
L	24	at Detroit (76,236)-MN/S-25	27
W	20	New York Giants (65,536)/O-1	6
-	-	BYE/O-8	-
L	17	at Indianapolis (60,273)/O-15	18
W	44	at St. Louis Rams (59,915)/O-22	10
L	7	New Orleans (65,272)/O-29	11
L	7	Carolina (61,722)/N-5	13
W	38	at Dallas (65,180)/N-12	20
W	44	at Miami (73,080)-MN/N-20	20
W	41	St. Louis Rams (66,049)/N-26	13
W	27	Buffalo (65,568)-SUN/D-3	17
W	31	at Carolina (76,136)/D-10	10
W	37	Minnesota (64,975)-MN/D-18	30
L	27	at Atlanta (51,785)/D-24	28
457			258
NFC PLAYOFF - JAN. 6			
(at San Francisco - 3Com Park)			
L	17	Green Bay (69,311)-SA	27

TEAM STATISTICS	49ers	Opp
TOTAL FIRST DOWNS	355	264
By Rushing	109	57
By Passing	231	192
By Penalties	15	15
TOTAL YARDS GAINED	6087	4398
By Rushing	1479	1061
By Passing	4608	3337
TOTAL PLAYS FROM SCRIMMAGE	1092	999
Rushes	415	348
Average Gain Per Rush	3.6	3.1
NET YARDS PASSING	4608	3337
Passes Attempted	644	611
Passes Completed	432	330
Percent Completed	67.1	54.0
Had Intercepted	16	26
Times Sacked	33	40
Lost Attempting to Pass	171	240
PUNTS	57	70
Total Yardage of Punts	2312	2918
Average Length	40.6	41.7
KICKOFF RETURNS	58	82
Total Yards Returned	1183	1857
Average Length of Return	20.4	22.6
PENALTIES	88	74
Yards Penalized	711	556
FUMBLES	21	23
Own Fumbles Recovered	9	15
Opponents' Fumbles Recovered	8	12
FIELD GOALS	20	27
Field Goals Attempted	28	32
TOTAL POINTS SCORED	457	258
Touchdowns Scored	57	26
Touchdowns Rushing	19	5
Touchdowns Passing	29	19
Touchdown Returns	9	2
Extra Points	51	17
Safeties	0	0
AVG. TIME OF POSSESSION	31:56	28:04

SCORING	TDs	Ru	Pa	Int	Fu	KO	Pu	PAT	FG	S	Pts
Rice, Jerry	17	1	15	0	1	0	0	0/0	0/0	0	104
Loville, Derek	13	10	3	0	0	0	0	0/0	0/0	0	80
Wilkins, Jeff	0	0	0	0	0	0	0	29/27	13/12	0	63
Brien, Doug	0	0	0	0	0	0	0	19/19	12/7	0	40
Stokes, J.J.	4	0	4	0	0	0	0	0/0	0/0	0	24
Floyd, William	3	2	1	0	0	0	0	0/0	0/0	0	18
Jones, Brent	3	0	3	0	0	0	0	0/0	0/0	0	18
Young, Steve	3	3	0	0	0	0	0	0/0	0/0	0	18
Grbac, Elvis	2	2	0	0	0	0	0	0/0	0/0	0	12
McDonald, Tim	2	0	0	2	0	0	0	0/0	0/0	0	12
Norton, Ken	2	0	0	2	0	0	0	0/0	0/0	0	12
Taylor, John	2	0	2	0	0	0	0	0/0	0/0	0	12
Zendejas, Tony	0	0	0	0	0	0	0	6/5	3/1	0	8
Carter, Dexter	1	0	0	0	0	0	1	0/0	0/0	0	6
Davis, Eric	1	0	0	1	0	0	0	0/0	0/0	0	6

Rookie Names in *Italic*

(continued)

SCORING	TDs	Ru	Pa	Int	Fu	KO	Pu	PAT	FG	S	Pts
Hanks, Merton	1	0	0	0	1	0	0	0/0	0/0	0	6
Singleton, Nate	1	0	1	0	0	0	0	0/0	0/0	0	6
Walker, Adam	1	1	0	0	0	0	0	0/0	0/0	0	6
Woodall, Lee	1	0	0	0	1	0	0	0/0	0/0	0	6
49ERS	57	19	29	5	3	0	1	54/51	28/20	0	457
OPPONENTS	26	5	19	2	0	0	0	18/17	32/27	0	258
2-pt conversions: D. Loville, J. Rice, Team: 2-3											
RUSHING	Att	Yds	Avg	LG	TD						
Loville, Derek	218	723	3.3	27	10						
Young, Steve	50	250	5.0	29	3						
Floyd, William	64	237	3.7	23	2						
Ervins, Ricky	23	88	3.8	13	0						
Walker, Adam	14	44	3.1	16	1						
Rice, Jerry	5	36	7.2	20	1						
Willis, Jamal	12	35	2.9	15	0						
Grbac, Elvis	20	33	1.7	11	2						
Carter, Dexter	7	22	3.1	15	0						
Lynn, Anthony	2	11	5.5	6	0						
49ERS	415	1479	3.6	29	19						
OPPONENTS	348	1061	3.1	33	5						
RECEIVING	No	Yds	Avg	LG	TD						
Rice, Jerry	122	1848	15.2	81t	15						
Loville, Derek	87	662	7.6	31	3						
Jones, Brent	60	595	9.9	39	3						
Floyd, William	47	348	7.4	23	1						
Stokes, J.J.	38	517	13.6	41t	4						
Taylor, John	29	387	13.3	40	2						
Popson, Ted	16	128	8.0	16	0						
Walker, Adam	11	78	7.1	15	0						
Singleton, Nate	8	108	13.5	23	1						
Thomas, Chris	6	73	12.2	23	0						
Willis, Jamal	3	8	2.7	5	0						
Ervins, Ricky	2	21	10.5	11	0						
Carter, Dexter	1	4	4.0	4	0						
Carolan, Brett	1	3	3.0	3	0						
Dalman, Chris	1	-1	-1.0	-1	0						
49ERS	432	4779	11.1	81t	29						
OPPONENTS	330	3577	10.8	53	19						
INTERCEPTIONS	No	Yds	Avg	LG	TD						
Drakeford, Tyronne	5	54	10.8	37	0						
Hanks, Merton	5	31	6.2	23	0						
McDonald, Tim	4	135	33.8	52t	2						
Norton, Ken, Jr.	3	102	34.0	46	2						
Davis, Eric	3	84	28.0	86t	1						
Woodall, Lee	2	0	0.0	0	0						
Dodge, Dedrick	1	13	13.0	13	0						
Stubblefield, Dana	1	12	12.0	12	0						
Jackson, Rickey	1	1	1.0	1	0						
Pope, Marquez	1	-7	-7.0	-7	0						
49ERS	26	425	16.4	86t	5						
OPPONENTS	16	247	15.4	96t	2						
KICKOFF RETURNS	No	Yds	Avg	LG	TD						
Carter, Dexter	23	522	22.7	46	0						
Willis, Jamal	17	427	25.1	39	0						
Ervins, Ricky	5	32	6.4	14	0						
Warren, Terrence	4	67	16.8	21	0						
Thomas, Mark	3	49	16.3	20	0						
Dalman, Chris	3	29	9.7	12	0						
Caldwell, Mike	2	40	20.0	20	0						
Walker, Adam	1	17	17.0	17	0						
49ERS	58	1183	20.4	46	0						
OPPONENTS	82	1857	22.7	71	1						
PUNT RETURNS	No	FC	Yds	Avg	LG	TD					
Carter, Dexter	9	7	164	18.2	78t	1					
Taylor, John	11	9	56	5.1	11	0					
Singleton, Nate	5	1	27	5.4	19	0					
Hanks, Merton	1	0	0	0.0	0	0					
Thomas, Chris	1	0	25	25.0	25	0					
49ERS	27	17	272	10.1	78t	1					
OPPONENTS	26	20	292	11.2	74	0					
PUNTING	No	Yds	Avg	TB	I-20	LG	Bik				
Thompson, Tommy	57	2312	40.6	5	13	65	0				
49ERS	57	2312	40.6	5	13	65	0				
OPPONENTS	70	2918	41.7	11	19	55	0				
PASSING	Att	Comp	Pct	Yds	LG	TD	Int	QB			
Young, Steve	447	299	66.9	3200	57	20	11	92.3			
Grbac, Elvis	183	127	69.4	1469	81t	8	5	80.8			
Conklin, Cary	12	4	33.3	48	28	0	0	46.5			
Rice, Jerry	1	1	100.0	41	41t	1	0	158.3			
Taylor, John	1	1	100.0	21	21	0	0	118.8			
49ERS	644	432	67.1	4779	81t	29	16	93.6			
OPPONENTS	611	330	54.0	3577	53	19	26	64.1			

1996 (12-4/13-5)
George Seifert, Coach

W	27	New Orleans (63,970)/S-1	11
W	34	St. Louis (63,624)/S-8	0
-	-	BYE/S-15	-
L	7	at Carolina (72,224)/S-22	23
W	39	Atlanta (62,995)/S-29	17
W	28	at St. Louis (61,260)/O-6	11
L	20	at Green Bay (60,716)-MN/O-14	(OT) 23
W	28	Cincinnati (63,218)/O-20	21
W	10	at Houston (53,664)/O-27	9
W	24	at New Orleans (53,297)-SUN/N-3	17
L	17	Dallas (68,919)/N-10	(OT) 20
W	38	Baltimore (51,597)/N-17	20
W	19	at Washington (54,235)/N-24	(OT) 16
W	34	at Atlanta (46,318)-MN/D-2	10
L	24	Carolina (66,291)/D-8	30
W	25	at Pittsburgh (59,823)/D-15	15
W	24	Detroit (61,921)-MN/D-23	14
398			257
NFC WILD CARD - DEC. 29 (at San Francisco - 3Com Park)			
W	14	Philadelphia (56,460)	0
NFC PLAYOFF - JAN. 4 (at Green Bay - Lambeau Field)			
L	14	Green Bay (60,787)	35

TEAM STATISTICS		49ers	Opp
TOTAL FIRST DOWNS		315	269
By Rushing		108	76
By Passing		188	164
By Penalties		19	29
TOTAL YARDS GAINED		5506	4661
By Rushing		1847	1497
By Passing		3659	3164
TOTAL PLAYS FROM SCRIMMAGE		1046	1021
Rushes		454	418
Average Gain Per Rush		4.1	3.6
NET YARDS PASSING		3659	3164
Passes Attempted		550	558
Passes Completed		358	287
Percent Completed		65.1	51.4
Had Intercepted		16	20
Times Sacked		42	45
Lost Attempting to Pass		200	297
PUNTS		73	88
Total Yardage of Punts		3217	3695
Average Length		44.1	42.0
KICKOFF RETURNS		59	77
Total Yards Returned		1258	1414
Average Length of Return		21.3	18.4
PENALTIES		119	97
Yards Penalized		925	819
FUMBLES		16	29
Own Fumbles Recovered		8	15
Opponents' Fumbles Recovered		14	8
FIELD GOALS		30	26
Field Goals Attempted		34	29
TOTAL POINTS SCORED		398	257
Touchdowns Scored		43	25
Touchdowns Rushing		17	4
Touchdowns Passing		24	21
Touchdown Returns		2	0
Extra Points		40	21
Safeties		4	0
AVG. TIME OF POSSESSION		31:28	28:32

SCORING		TDs	Ru	Pa	Int	Fu	KO	Pu	PAT	FG	S	Pts
Wilkins, Jeff	0	0	0	0	0	0	0	40/40	34/30	0	130	
Rice, Jerry	9	1	8	0	0	0	0	0/0	0/0	0	54	
Popson, Ted	6	0	6	0	0	0	0	0/0	0/0	0	36	
Young, Steve	4	4	0	0	0	0	0	0/0	0/0	0	26	
Kirby, Terry	4	3	1	0	0	0	0	0/0	0/0	0	24	
Loville, Derek	4	2	2	0	0	0	0	0/0	0/0	0	24	
Owens, Terrell	4	0	4	0	0	0	0	0/0	0/0	0	24	
Floyd, William	3	2	1	0	0	0	0	0/0	0/0	0	18	
Grbac, Elvis	2	2	0	0	0	0	0	0/0	0/0	0	12	
Vardell, Tommy	2	2	0	0	0	0	0	0/0	0/0	0	12	
Carter, Dexter	1	1	0	0	0	0	0	0/0	0/0	0	6	

Rookie Names in Italic

(continued)

SCORING		TDs	Ru	Pa	Int	Fu	KO	Pu	PAT	FG	S	Pts
Doleman, Chris	1	0	0	0	1	0	0	0/0	0/0	0	0	6
Jones, Brent	1	0	1	0	0	0	0	0/0	0/0	0	0	6
Pope, Marquez	1	0	0	1	0	0	0	0/0	0/0	0	0	6
<i>Uwaezuoke, Iheanyi</i>	1	0	1	0	0	0	0	0/0	0/0	0	0	6
Young, Bryant	0	0	0	0	0	0	0	0/0	0/0	2	2	4
49ERS	43	17	24	1	1	0	0	40/40	34/30	4*	394	
OPPONENTS	25	4	21	0	0	0	0	21/21	29/26	0	257	

2-pt conversions: S. Young, Team: 1-3, Opponents: 4-4
*49ers credited with 2 team safeties

RUSHING		Att	Yds	Avg	LG	TD
Kirby, Terry	134	559	4.2	31	3	
Young, Steve	52	310	6.0	33	4	
Loville, Derek	70	229	3.3	16	2	
Vardell, Tommy	58	192	3.3	17	2	
Floyd, William	47	186	4.0	12	2	
Lynn, Anthony	24	164	6.8	67	0	
Rice, Jerry	11	77	7.0	38	1	
Carter, Dexter	19	66	3.5	18	1	
Brohm, Jeff	16	43	2.7	22	0	
Grbac, Elvis	23	21	0.9	12	2	
49ERS	454	1847	4.1	67	17	
OPPONENTS	418	1497	3.6	54t	4	

RECEIVING		No	Yds	Avg	LG	TD
Rice, Jerry	108	1254	11.6	39	8	
Kirby, Terry	52	439	8.4	52	1	
<i>Owens, Terrell</i>	35	520	14.9	46t	4	
Jones, Brent	33	428	13.0	39	1	
Vardell, Tommy	28	179	6.4	22	0	
Popson, Ted	26	301	11.6	39t	6	
Floyd, William	26	197	7.6	24	1	
Stokes, J.J.	18	249	13.8	40	0	
Loville, Derek	16	138	8.6	44t	2	
<i>Uwaezuoke, Iheanyi</i>	7	91	13.0	29t	1	
<i>Manuel, Sean</i>	3	18	6.0	7	0	
Lynn, Anthony	2	14	7.0	8	0	
Caldwell, Mike	2	9	4.5	8	0	
Cooper, Adrian	1	11	11.0	11	0	
Singleton, Nate	1	11	11.0	11	0	
49ERS	358	3859	10.8	52	24	
OPPONENTS	287	3461	12.1	65t	21	

INTERCEPTIONS		No	Yds	Avg	LG	TD
Pope, Marquez	6	98	16.3	55t	1	
Hanks, Merton	4	7	1.8	8	0	
Dodge, Dedrick	3	27	9.0	26	0	
McDonald, Tim	2	14	7.0	14	0	
Doleman, Chris	2	1	0.5	1	0	
Stubblefield, Dana	1	15	15.0	15	0	
Drakeford, Tyrone	1	11	11.0	11	0	
Israel, Steve	1	3	3.0	3	0	
49ERS	20	176	8.8	55t	1	
OPPONENTS	16	107	6.7	35	0	

KICKOFF RETURNS		No	Yds	Avg	LG	TD
Carter, Dexter	41	909	22.2	71	0	
Loville, Derek	10	229	22.9	35	0	
<i>Owens, Terrell</i>	3	47	15.7	18	0	
Deese, Derrick	2	20	10.0	12	0	
Kirby, Terry	1	22	22.0	22	0	
<i>Uwaezuoke, Iheanyi</i>	1	21	21.0	21	0	
Singleton, Nate	1	10	10.0	10	0	
49ERS	59	1258	21.3	71	0	
OPPONENTS	77	1414	18.4	58	0	

PUNT RETURNS		No	FC	Yds	Avg	LG	TD
Carter, Dexter	36	17	317	8.8	52	0	
Singleton, Nate	2	0	32	16.0	21	0	
Kirby, Terry	1	4	3	3.0	3	0	
49ERS	39	21	352	9.0	52	0	
OPPONENTS	36	11	235	6.5	22	0	

PUNTING		No	Yds	Avg	TB	I-20	LG	Blk
Thompson, Tommy	73	3217	44.1	6	20	65	2	
49ERS	73	3217	42.9	6	20	65	2	
OPPONENTS	88	3695	42.0	11	23	62	0	

PASSING		Att	Comp	Pct	Yds	LG	TD	Int	QB
Young, Steve	316	214	67.7	2410	52	14	6	97.2	
Grbac, Elvis	197	122	61.9	1236	40	8	10	72.2	
Brohm, Jeff	34	21	61.8	189	49	1	0	86.5	
Kirby, Terry	2	1	50.0	24	24t	1	0	133.3	
Rice, Jerry	1	0	0.0	0	0	0	0	39.6	
49ERS	550	358	65.1	3859	52	24	16	88.0	
OPPONENTS	558	287	51.4	3461	65t	21	20	68.4	

1997 (13-3/14-4)
NFC West Champions
Steve Mariucci, Coach

L	6	at Tampa Bay (62,554)/A-31	13
W	15	at St. Louis (64,630)/S-7	12
W	33	New Orleans (61,838)/S-14	7
W	34	Atlanta (60,404)/S-21	7
W	34	at Carolina (70,972)-MN/S-29	21
-	-	BYE/O-5	-
W	30	St. Louis (63,825)/O-12	10
W	35	at Atlanta (53,378)/O-19	28
W	23	at New Orleans (60,443)/O-26	0
W	17	Dallas (68,657)/N-2	10
W	24	at Philadelphia (67,133)-MN/N-10	12
W	27	Carolina (61,500)/N-16	19
W	17	San Diego (61,195)/N-23	10
L	9	at Kansas City (77,535)/N-30	44
W	28	Minnesota (55,761)/D-7	17
W	34	Denver (68,461)-MN/D-15	17
L	9	at Seattle (66,253)-SUN/D-21	38
375			265
NFC PLAYOFF - JAN. 3			
(at San Francisco - 3Com Park)			
W	38	Minnesota (65,018)-SA	22
NFC CHAMPIONSHIP - JAN. 11			
(at San Francisco - 3Com Park)			
L	10	Green Bay (68,987)	23

TEAM STATISTICS	49ers	Opp
TOTAL FIRST DOWNS	294	242
By Rushing	106	67
By Passing	167	145
By Penalties	21	30
TOTAL YARDS GAINED	5112	4013
By Rushing	1969	1366
By Passing	3143	2647
TOTAL PLAYS FROM SCRIMMAGE	999	949
Rushes	523	386
Average Gain Per Rush	3.8	3.5
NET YARDS PASSING	3143	3164
Passes Attempted	432	558
Passes Completed	278	287
Percent Completed	64.4	50.7
Had Intercepted	11	25
Times Sacked	44	54
Lost Attempting to Pass	289	364
PUNTS	78	82
Total Yardage of Punts	3182	3473
Average Length	40.8	42.4
KICKOFF RETURNS	50	82
Total Yards Returned	1133	1746
Average Length of Return	22.7	21.3
PENALTIES	115	91
Yards Penalized	979	742
FUMBLES	22	24
Own Fumbles Recovered	13	8
Opponents' Fumbles Recovered	16	9
FIELD GOALS	29	16
Field Goals Attempted	36	20
TOTAL POINTS SCORED	375	265
Touchdowns Scored	41	31
Touchdowns Rushing	16	5
Touchdowns Passing	20	23
Touchdown Returns	5	3
Extra Points	38	29
Safeties	0	1
AVG. TIME OF POSSESSION	32:28	27:32
SCORING	TDs Ru Pa Int Fu KO Pu PAT FG S Pts	
Anderson, Gary	0 0 0 0 0 0 0 38/38	36/29 0 125
Kirby, Terry	8 6 1 0 0 1 0 0/0	0/0 0 52
Owens, Terrell	8 0 8 0 0 0 0 0/0	0/0 0 48
Hearst, Garrison	6 4 2 0 0 0 0 0/0	0/0 0 36
Floyd, William	4 3 1 0 0 0 0 0/0	0/0 0 24
Stokes, J.J.	4 0 4 0 0 0 0 0/0	0/0 0 24
Young, Steve	3 3 0 0 0 0 0 0/0	0/0 0 18
Hanks, Merton	2 0 0 1 1 0 0 0/0	0/0 0 12

Rookie Names in *Italic*

(continued)

SCORING	TDs Ru Pa Int Fu KO Pu PAT FG S Pts	
Jones, Brent	2 0 2 0 0 0 0 0/0	0/0 0 12
Clark, Greg	1 0 1 0 0 0 0 0/0	0/0 0 6
Greene, Kevin	1 0 0 0 1 0 0 0/0	0/0 0 6
Levy, Chuck	1 0 0 0 0 1 0 0/0	0/0 0 6
Rice, Jerry	1 0 1 0 0 0 0 0/0	0/0 0 6
49ERS	41 16 20 1 2 1 1 38/38	36/29 0 375
OPPONENTS	31 5 23 2 1 0 0 29/29	20/16 1 265
2-pt conversions: T. Kirby 2, Team: 2-3, Opponents: 0-2		
RUSHING	Att Yds Avg LG TD	
Hearst, Garrison	234 1019 4.4	51 4
Kirby, Terry	125 418 3.3	38 6
Floyd, William	78 231 3.0	22 3
Young, Steve	50 199 4.0	13 3
Levy, Chuck	16 90 5.6	24 0
Edwards, Marc	5 17 3.4	6 0
Brohm, Jeff	4 11 2.8	10 0
Druckenmiller, Jim	10 -6 -0.6	2 0
Rice, Jerry	1 -10 -10.0	-10 0
49ERS	523 1969 3.8	51 16
OPPONENTS	386 1366 3.5	46 5
RECEIVING	No Yds Avg LG TD	
Owens, Terrell	60 936 15.6	56t 8
Stokes, J.J.	58 733 12.6	36 4
Floyd, William	37 321 8.7	44t 1
Jones, Brent	29 383 13.2	33 2
Kirby, Terry	23 279 12.1	82 1
Hearst, Garrison	21 194 9.2	69 2
Uwaezuoke, Iheanyi	14 165 11.8	25 0
Clark, Greg	8 96 12.0	23 1
Rice, Jerry	7 78 11.1	16 1
Edwards, Marc	6 48 8.0	19 0
Fann, Chad	5 78 15.6	21 0
Levy, Chuck	5 68 13.6	30 0
Harris, Mark	5 53 10.6	16 0
49ERS	278 3432 12.4	82 20
OPPONENTS	258 3011 11.7	69 23
INTERCEPTIONS	No Yds Avg LG TD	
Hanks, Merton	6 103 17.2	55t 1
Drakeford, Tyronne	5 15 3.0	15 0
Woodson, Rod	3 81 27.0	41 0
Walker, Darnell	3 49 16.3	28 0
McDonald, Tim	3 34 11.3	17 0
Woodall, Lee	2 55 27.5	55 0
Bronson, Zack	1 22 22.0	22 0
Pope, Marquez	1 7 7.0	7 0
Maxie, Brett	1 0 0.0	0 0
49ERS	25 366 14.6	55t 1
OPPONENTS	11 169 15.4	75t 2
KICKOFF RETURNS	No Yds Avg LG TD	
Levy, Chuck	36 793 22.0	59 0
Uwaezuoke, Iheanyi	6 131 21.8	25 0
Kirby, Terry	3 124 41.3	101t 1
Owens, Terrell	2 31 15.5	23 0
Edwards, Marc	1 30 30.0	30 0
Drakeford, Tyronne	1 24 24.0	24 0
Fann, Chad	1 0 0.0	0 0
49ERS	50 1133 22.7	101t 1
OPPONENTS	82 1746 21.3	61 0
PUNT RETURNS	No FC Yds Avg LG TD	
Uwaezuoke, Iheanyi	34 14 373 11.0	36 0
Levy, Chuck	6 2 109 18.2	73t 1
Woodson, Rod	1 0 0 0.0	0 0
49ERS	41 16 482 11.8	73t 1
OPPONENTS	41 9 307 7.5	37 0
PUNTING	No Yds Avg TB I-20 LG Blk	
Thompson, Tommy	78 3182 40.8	7 22 55 1
49ERS	78 3182 40.3	7 22 55 1
OPPONENTS	83 3473 41.9	11 25 59 1
PASSING	Att Comp Pct Yds LG TD Int QB	
Young, Steve	356 241 67.7	3029 82 19 6 104.7
Druckenmiller, Jim	52 21 40.4	239 33 1 4 29.2
Brohm, Jeff	24 16 66.7	164 21 0 1 68.7
49ERS	432 278 64.4	3432 82 20 11 93.6
OPPONENTS	509 258 50.7	3011 69 23 25 63.6

1998 (12-4/13-5)
Steve Mariucci, Coach

W	36	New York Jets (64,419)/S-6	(OT) 30
W	45	at Washington (76,798)-MN/S-14	10
-	-	BYE/S-20	-
W	31	Atlanta (62,296)/S-27	20
L	21	at Buffalo (76,615)/O-4	26
W	31	at New Orleans (62,811)/O-11	0
W	34	Indianapolis (68,486)/O-18	31
W	28	at St. Louis (58,563)/O-25	10
L	22	at Green Bay (59,794)/N-1	36
W	25	Carolina (68,572)/N-8	23
L	19	at Atlanta (69,828)/N-15	31
W	31	New Orleans (68,429)-SUN/N-22	20
W	31	New York Giants (68,212)-MN/N-30	7
W	31	at Carolina (63,332)/D-6	(OT) 28
W	35	Detroit (68,585)-MN/D-14	13
L	21	at New England (59,153)/D-20	24
W	38	St. Louis (68,386)/D-27	19
479			328
NFC WILD CARD - JAN. 3			
(at San Francisco - 3Com Park)			
W	30	Green Bay (66,506)	27
NFC PLAYOFF- JAN. 9			
(at Atlanta - Georgia Dome)			
L	18	Atlanta (70,262)-SA	20

TEAM STATISTICS		49ers	Opp
TOTAL FIRST DOWNS		381	297
By Rushing		129	91
By Passing		223	178
By Penalties		29	28
TOTAL YARDS GAINED		6800	5343
By Rushing		2544	1610
By Passing		4256	3733
TOTAL PLAYS FROM SCRIMMAGE		1100	1012
Rushes		491	395
Average Gain Per Rush		5.2	4.1
NET YARDS PASSING		4256	3733
Passes Attempted		556	566
Passes Completed		347	294
Percent Completed		62.4	51.9
Had Intercepted		15	21
Times Sacked		53	51
Lost Attempting to Pass		254	259
PUNTS		69	83
Total Yardage of Punts		2835	3492
Average Length		41.1	42.1
KICKOFF RETURNS		59	67
Total Yards Returned		1108	1296
Average Length of Return		18.8	19.3
PENALTIES		133	101
Yards Penalized		1156	800
FUMBLES		22	24
Own Fumbles Recovered		7	12
Opponents' Fumbles Recovered		12	15
FIELD GOALS		18	19
Field Goals Attempted		27	32
TOTAL POINTS SCORED		479	328
Touchdowns Scored		61	39
Touchdowns Rushing		19	13
Touchdowns Passing		41	25
Touchdown Returns		1	1
Extra Points		49	35
Safeties		0	1
AVG. TIME OF POSSESSION		31:52	28:08

SCORING	TDs	Ru	Pa	Int	Fu	KO	Pu	PAT	FG	S	Pts
<i>Richey, Wade</i>	0	0	0	0	0	0	0	51/49	27/18	0	103
Owens, Terrell	15	1	14	0	0	0	0	0/0	0/0	0	92
Rice, Jerry	9	0	9	0	0	0	0	0/0	0/0	0	58
Hearst, Garrison	9	7	2	0	0	0	0	0/0	0/0	0	56
Stokes, J.J.	8	0	8	0	0	0	0	0/0	0/0	0	48
Young, Steve	6	6	0	0	0	0	0	0/0	0/0	0	36
Smith, Irv	5	0	5	0	0	0	0	0/0	0/0	0	30
Edwards, Marc	3	1	2	0	0	0	0	0/0	0/0	0	18
Kirby, Terry	3	3	0	0	0	0	0	0/0	0/0	0	18

Rookie Names in *Italic*

(continued)

SCORING	TDs	Ru	Pa	Int	Fu	KO	Pu	PAT	FG	S	Pts
Clark, Greg	1	0	1	0	0	0	0	0/0	0/0	0	8
Levy, Chuck	1	1	0	0	0	0	0	0/0	0/0	0	6
<i>McQuarters, R.W.</i>	1	0	0	0	0	0	1	0/0	0/0	0	6
49ERS	61	19	41	0	0	0	1	51/49	27/18	0	479
OPPONENTS	39	13	25	0	1	0	0	38/35	32/19	1	328
2-pt conversions: J. Rice 2, G. Clark, G. Hearst, T. Owens, Team: 5-9, Opponents: 0-1											
RUSHING	Att	Yds	Avg	Lg	TD						
Hearst, Garrison	310	1570	5.1	96t	7						
Young, Steve	70	454	6.5	24	6						
Kirby, Terry	48	258	5.4	31t	3						
Levy, Chuck	25	112	4.5	21t	1						
Edwards, Marc	22	94	4.3	32	1						
Owens, Terrell	4	53	13.3	21t	1						
Detmer, Ty	8	7	0.9	10	0						
Roby, Reggie	1	0	0.0	0	0						
Druckenmiller, Jim	3	-4	-1.3	-1	0						
49ERS	491	2544	5.2	96t	19						
OPPONENTS	395	1610	4.1	65t	13						
RECEIVING	No	Yds	Avg	LG	TD						
Rice, Jerry	82	1157	14.1	75t	9						
Owens, Terrell	67	1097	16.4	79t	14						
Stokes, J.J.	63	770	12.2	33t	8						
Hearst, Garrison	39	535	13.7	81t	2						
Smith, Irv	25	266	10.6	25t	5						
Edwards, Marc	22	218	9.9	47t	2						
Kirby, Terry	16	134	8.4	25	0						
Levy, Chuck	15	64	4.3	13	0						
Clark, Greg	12	124	10.3	23	1						
Uwaezuoke, Iheanyi	3	67	22.3	35	0						
Harris, Mark	2	67	33.5	42	0						
<i>Beasley, Fred</i>	1	11	11.0	11	0						
49ERS	347	4510	13.0	81t	41						
OPPONENTS	294	3992	13.6	80t	25						
INTERCEPTIONS	No	Yds	Avg	LG	TD						
Walker, Darnell	4	78	19.5	36	0						
Hanks, Merton	4	37	9.3	37	0						
Bronson, Zack	4	34	8.5	28	0						
McDonald, Tim	4	22	5.5	18	0						
Tubbs, Winfred	1	7	7.0	7	0						
Woodall, Lee	1	4	4.0	4	0						
Langham, Antonio	1	0	0.0	0	0						
Pope, Marquez	1	0	0.0	0	0						
Barker, Roy	1	-4	-4.0	-4	0						
49ERS	21	178	8.5	37	0						
OPPONENTS	15	304	20.3	43	0						
KICKOFF RETURNS	No	Yds	Avg	LG	TD						
Levy, Chuck	22	383	17.4	30	0						
Kirby, Terry	17	340	20.0	33	0						
<i>McQuarters, R.W.</i>	17	339	19.9	45	0						
Smith, Irv	2	35	17.5	23	0						
Richie, David	1	11	11.0	11	0						
49ERS	59	1108	18.8	45	0						
OPPONENTS	67	1296	19.3	47	0						
PUNT RETURNS	No	FC	Yds	Avg	LG	TD					
<i>McQuarters, R.W.</i>	47	10	406	8.6	72t	1					
49ERS	47	10	406	8.6	72t	1					
OPPONENTS	36	15	341	9.5	53	0					
PUNTING	No	Yds	Avg	TB	I-20	LG	Bk				
Roby, Reggie	60	2511	41.9	6	14	66	0				
Howard, Ed	9	324	36.0	1	2	45	0				
49ERS	69	2835	41.1	7	16	66	0				
OPPONENTS	83	3492	42.1	8	20	64	0				
PASSING	Att	Comp	Pct	Yds	LG	TD	Int	QB			
Young, Steve	517	322	62.3	4170	81t	36	12	101.1			
Detmer, Ty	38	24	63.2	312	36t	4	3	91.1			
Kirby, Terry	1	1	100.0	28	28t	1	0	158.3			
49ERS	556	347	62.4	4510	81t	41	15	101.2			
OPPONENTS	566	294	51.9	3992	80t	25	21	74.0			

1999 (4-12)

Steve Mariucci, Coach

L	3	at Jacksonville (68,678)/S-12	41
W	28	New Orleans (67,685)/S-19	21
W	24	at Arizona (71,200)-MN/S-27	10
W	24	Tennessee (67,447)/O-3	22
L	20	at St. Louis (65,872)/O-10	42
L	29	Carolina (68,151)/O-17	31
L	16	at Minnesota (64,109)/O-24	40
-	-	BYE/O-31	
L	6	Pittsburgh (68,657)/N-7	27
L	6	at New Orleans (52,198)/N-14	24
L	7	St. Louis (68,193)/N-21	23
L	3	Green Bay (68,304)-MN/N-29	20
L	30	at Cincinnati (53,463)/D-5	44
W	26	Atlanta (67,465)/D-12	7
L	24	at Carolina (62,373)/D-18	41
L	20	Washington (68,329)-SUN/D-26 (OT)	26
L	29	at Atlanta (57,980)-MN/J-3	34
295			453

TEAM STATISTICS	49ers	Opp
TOTAL FIRST DOWNS	300	315
By Rushing	102	91
By Passing	172	192
By Penalties	26	32
TOTAL YARDS GAINED	5380	5687
By Rushing	2085	1619
By Passing	3295	4068
TOTAL PLAYS FROM SCRIMMAGE	1012	979
Rushes	419	426
Average Gain Per Rush	5.0	3.8
NET YARDS PASSING	3295	4068
Passes Attempted	560	521
Passes Completed	324	317
Percent Completed	57.9	60.8
Had Intercepted	19	13
Times Sacked	34	32
Lost Attempting to Pass	241	227
PUNTS	73	69
Total Yardage of Punts	2883	2712
Average Length	39.5	39.3
KICKOFF RETURNS	77	47
Total Yards Returned	1579	1093
Average Length of Return	20.5	23.3
PENALTIES	120	96
Yards Penalized	1045	760
FUMBLES	29	18
Own Fumbles Recovered	16	11
Opponents' Fumbles Recovered	7	13
FIELD GOALS	21	27
Field Goals Attempted	23	32
TOTAL POINTS SCORED	295	453
Touchdowns Scored	33	53
Touchdowns Rushing	14	11
Touchdowns Passing	14	36
Touchdown Returns	5	6
Extra Points	30	50
Safeties	1	1
AVG. TIME OF POSSESSION	30:17	29:43

SCORING	TDs	Ru	Pa	Int	Fu	KO	Pu	PAT	FG	S	Pts
Richey, Wade	0	0	0	0	0	0	0	31/30	23/21	0	93
Garner, Charlie	6	4	2	0	0	0	0	0/0	0/0	0	36
Rice, Jerry	5	0	5	0	0	0	0	0/0	0/0	0	30
Beasley, Fred	4	4	0	0	0	0	0	0/0	0/0	0	24
Owens, Terrell	4	0	4	0	0	0	0	0/0	0/0	0	24
Stokes, J.J.	3	0	3	0	0	0	0	0/0	0/0	0	20
Garcia, Jeff	2	2	0	0	0	0	0	0/0	0/0	0	12
Phillips, Lawrence	2	2	0	0	0	0	0	0/0	0/0	0	12
Walker, Darnell	2	0	0	1	1	0	0	0/0	0/0	0	12
Bryant, Junior	1	0	0	0	1	0	0	0/0	0/0	0	6
Jervey, Travis	1	1	0	0	0	0	0	0/0	0/0	0	6
McMillian, Mark	1	0	0	0	1	0	0	0/0	0/0	0	6
Schulters, Lance	1	0	0	1	0	0	0	0/0	0/0	0	6
Vardell, Tommy	1	1	0	0	0	0	0	0/0	0/0	0	6

(continued)

SCORING	TDs	Ru	Pa	Int	Fu	KO	Pu	PAT	FG	S	Pts
Young, Bryant	0	0	0	0	0	0	0	0/0	0/0	1	2
49ERS	33	14	14	2	3	0	0	31/30	23/21	1	295
OPPONENTS	53	11	36	2	1	1	2	50/50	32/27	1	453
2-pt conversions: J.J. Stokes, Team: 1-2, Opponents: 1-2											
RUSHING	Att	Yds	Avg	LG	TD						
Garner, Charlie	241	1229	5.1	53	4						
Beasley, Fred	58	276	4.8	44t	4						
Garcia, Jeff	45	231	5.1	25	2						
Phillips, Lawrence	30	144	4.8	68t	2						
Jackson, Terry	15	75	5.0	11	1						
Young, Steve	11	57	5.2	14	0						
Jervey, Travis	6	49	8.2	33	1						
Stenstrom, Steve	3	15	5.0	8	0						
Rice, Jerry	2	13	6.5	11	0						
Vardell, Tommy	6	6	1.0	5	0						
Stanley, Chad	1	0	0.0	0	0						
49ERS	418	2095	5.0	68t	14						
OPPONENTS	426	1619	3.8	52	11						
RECEIVING	No	Yds	Avg	LG	TD						
Rice, Jerry	67	830	12.4	62	5						
Owens, Terrell	60	754	12.6	36	4						
Garner, Charlie	56	535	9.6	53	2						
Stokes, J.J.	34	429	12.6	47	3						
Clark, Greg	34	347	10.2	24	0						
Beasley, Fred	32	282	8.8	24	0						
Phillips, Lawrence	15	152	10.1	47	0						
Vardell, Tommy	7	36	5.1	11	0						
Harris, Mark	6	66	11.0	33	0						
Cline, Tony	4	45	11.3	30	0						
Jackson, Terry	3	6	2.0	4	0						
Streets, Tai	2	25	12.5	14	0						
Fann, Chad	2	8	4.0	6	0						
Stenstrom, Steve	1	9	9.0	9	0						
Jervey, Travis	1	2	2.0	2	0						
49ERS	324	3526	10.9	62	14						
OPPONENTS	317	4295	13.6	80t	36						
INTERCEPTIONS	No	Yds	Avg	LG	TD						
Schulters, Lance	6	127	21.2	64t	1						
McDonald, Tim	2	18	9.0	18	0						
Walker, Darnell	1	27	27.0	27t	1						
McQuarters, R.W.	1	25	25.0	25	0						
Tubbs, Winfred	1	8	8.0	8	0						
McDonald, Ramos	1	4	4.0	4	0						
McMillian, Mark	1	0	0.0	0	0						
49ERS	13	209	16.1	64t	2						
OPPONENTS	19	286	15.1	93t	2						
KICKOFF RETURNS	No	Yds	Avg	LG	TD						
McQuarters, R.W.	26	568	21.9	37	0						
Phillips, Lawrence	19	415	21.8	75	0						
Preston, Roell	16	292	18.3	58	0						
Jervey, Travis	8	191	23.9	48	0						
Prioleau, Pierson	3	73	24.3	32	0						
Harris, Mark	2	26	13.0	15	0						
Peterson, Anthony	2	10	5.0	10	0						
Lynch, Ben	1	4	4.0	4	0						
49ERS	77	1579	20.5	75	0						
OPPONENTS	47	1093	23.3	97t	1						
PUNT RETURNS	No	FC	Yds	Avg	LG	TD					
McQuarters, R.W.	18	3	90	5.0	32	0					
Preston, Roell	3	8	6	2.0	6	0					
Harris, Mark	4	2	8	2.0	5	0					
Givens, Reggie	1	0	0	0.0	0	0					
49ERS	26	13	104	4.0	32	0					
OPPONENTS	33	11	399	12.1	70t	2					
PUNTING	No	Yds	Avg	TB	I-20	LG	Bik				
Stanley, Chad	69	2737	39.7	9	20	70	2				
Richey, Wade	4	146	36.5	0	1	45	0				
49ERS	73	2883	38.4	9	21	66	0				
OPPONENTS	69	2714	39.3	10	24	75	0				
PASSING	Att	Comp	Pct	Yds	LG	TD	Int	QB			
Garcia, Jeff	375	225	60.0	2544	62	11	11	77.9			
Stenstrom, Steve	100	54	54.0	536	32	0	4	52.8			
Young, Steve	84	45	53.6	446	53	3	4	60.9			
Rice, Jerry	1	0	0.0	0	0	0	0	39.6			
49ERS	560	324	57.9	3526	62	14	19	70.7			
OPPONENTS	521	317	60.8	4295	80t	36	13	99.8			

Rookie Names in Italic

2000 (6-10)

Steve Mariucci, Coach

L	28	at Atlanta (54,626)/S-3	36
L	22	Carolina (66,879)/S-10	38
L	24	at St. Louis (65,945)/S-17	41
W	41	at Dallas (64,127)/S-24	24
W	27	Arizona (66,985)/O-1	20
L	28	Oakland (68,344)/O-8	(OT) 34
L	28	at Green Bay (59,870)/O-15	31
L	16	at Carolina (73,169)/O-22	34
L	24	St. Louis (68,109)/O-29	34
L	15	at New Orleans (64,900)/N-5	31
W	21	Kansas City (68,002)/N-12	7
W	16	Atlanta (67,447)/N-19	6
-	-	BYE/N-26	-
W	45	at San Diego (57,255)/D-3	17
L	27	New Orleans (67,892)/D-10	31
W	17	Chicago (68,306)/D-17	0
L	9	at Denver (76,098)/D-23	38
388			422

TEAM STATISTICS	49ers	Opp
TOTAL FIRST DOWNS	334	347
By Rushing	98	110
By Passing	211	194
By Penalties	25	43
TOTAL YARDS GAINED	6040	5709
By Rushing	1801	1794
By Passing	4239	3915
TOTAL PLAYS FROM SCRIMMAGE	1024	1031
Rushes	416	435
Average Gain Per Rush	4.3	4.1
NET YARDS PASSING	4239	3915
Passes Attempted	583	558
Passes Completed	366	320
Percent Completed	62.8	57.4
Had Intercepted	10	13
Times Sacked	25	38
Lost Attempting to Pass	161	270
PUNTS	70	65
Total Yardage of Punts	2727	2773
Average Length	39.0	42.7
KICKOFF RETURNS	68	63
Total Yards Returned	1299	1358
Average Length of Return	19.1	21.6
PENALTIES	134	102
Yards Penalized	1135	857
FUMBLES	22	19
Own Fumbles Recovered	13	8
Opponents' Fumbles Recovered	11	9
FIELD GOALS	15	26
Field Goals Attempted	22	31
TOTAL POINTS SCORED	388	422
Touchdowns Scored	49	49
Touchdowns Rushing	15	22
Touchdowns Passing	32	25
Touchdown Returns	2	2
Extra Points	43	46
Safeties	0	0
AVG. TIME OF POSSESSION	29:38	30:22

SCORING	TDs	Ru	Pa	Int	Fu	KO	Pu	PAT	FG	S	Pts
Richey, Wade	0	0	0	0	0	0	0	45/43	22/15	0	88
Owens, Terrell	13	0	13	0	0	0	0	0/0	0/0	0	80
Garner, Charlie	10	7	3	0	0	0	0	0/0	0/0	0	60
Rice, Jerry	7	0	7	0	0	0	0	0/0	0/0	0	42
Beasley, Fred	6	3	3	0	0	0	0	0/0	0/0	0	36
Garcia, Jeff	4	4	0	0	0	0	0	0/0	0/0	0	24
Stokes, J.J.	3	0	3	0	0	0	0	0/0	0/0	0	20
Jackson, Terry	2	1	1	0	0	0	0	0/0	0/0	0	14
Clark, Greg	2	0	2	0	0	0	0	0/0	0/0	0	12
Montgomery, M.	1	0	0	1	0	0	0	0/0	0/0	0	6
Webster, Jason	1	0	0	1	0	0	0	0/0	0/0	0	6
49ERS	49	15	32	2	0	0	0	45/43	22/15	0	388
OPPONENTS	49	22	25	2	0	0	0	46/46	31/26	0	422

2-pt conversions: T. Jackson, T. Owens, J.J. Stokes
Team: 3-4, Opponents: 2-2

Rookie Names in *Italic*

RUSHING	Att	Yds	Avg	LG	TD
Garner, Charlie	258	1142	4.4	42	7
Garcia, Jeff	72	414	5.8	33	4
Beasley, Fred	50	147	2.9	9	3
Smith, Paul	18	72	4.0	14	0
Owens, Terrell	3	11	3.7	5	0
Jackson, Terry	5	6	1.2	3	1
Lewis, Jonas	1	6	6.0	6	0
Stokes, J.J.	1	6	6.0	6	0
Jervey, Travis	1	0	0.0	0	0
Mirer, Rick	3	0	0.0	3	0
Streets, Tai	1	0	0.0	0	0
Rattay, Tim	2	-1	-0.5	0	0
Rice, Jerry	1	-2	-2.0	-2	0
49ERS	416	1801	4.3	42	15
OPPONENTS	435	1794	4.1	31	22

RECEIVING	No	Yds	Avg	LG	TD
Owens, Terrell	97	1451	15.0	69t	13
Rice, Jerry	75	805	10.7	68t	7
Garner, Charlie	68	647	9.5	62	3
Clark, Greg	38	342	9.0	34	2
Beasley, Fred	31	233	7.5	34	3
Stokes, J.J.	30	524	17.5	53	3
Streets, Tai	19	287	15.1	39	0
Jackson, Terry	5	48	9.6	16	1
Smith, Paul	2	55	27.5	47	0
Swift, Justin	1	8	8.0	8	0
49ERS	366	4400	12.0	69t	32
OPPONENTS	320	4185	13.1	78t	25

INTERCEPTIONS	No	Yds	Avg	LG	TD
Bronson, Zack	3	75	25.0	43	0
Montgomery, Monty	3	68	22.7	46t	1
Webster, Jason	2	78	39.0	70t	1
Peterson, Julian	2	33	16.5	31	0
Prioleau, Pierson	1	13	13.0	13	0
Tubbs, Winfred	1	11	11.0	11	0
Keith, John	1	0	0.0	0	0
49ERS	13	278	21.4	70t	2
OPPONENTS	10	94	9.4	36t	2

KICKOFF RETURNS	No	Yds	Avg	LG	TD
Williams, Kevin	30	536	17.9	33	0
Lewis, Jonas	9	168	18.7	26	0
Smith, Paul	9	167	18.6	28	0
Jervey, Travis	8	209	26.1	68	0
Streets, Tai	8	180	22.5	37	0
Jackson, Terry	1	9	9.0	19	0
Milem, John	1	13	13.0	13	0
Okeafor, Chike	1	17	17.0	17	0
Plummer, Ahmed	1	0	0.0	0	0
49ERS	68	1299	19.1	68	0
OPPONENTS	63	1358	21.6	57	0

PUNT RETURNS	No	FC	Yds	Avg	LG	TD
Williams, Kevin	26	13	220	8.5	25	0
49ERS	26	13	220	8.5	25	0
OPPONENTS	32	20	332	10.4	47	0

PUNTING	No	Yds	Avg	TB	I-20	LG	Bik
Stanley, Chad	69	2727	39.5	7	15	56	1
49ERS	70	2727	39.0	7	15	56	1
OPPONENTS	65	2773	42.7	10	16	66	0

PASSING	Att	Comp	Pct	Yds	LG	TD	Int	QB
Garcia, Jeff	561	355	63.3	4278	69t	31	10	97.6
Mirer, Rick	20	10	50.0	126	26	1	0	86.7
Rattay, Tim	1	1	100.0	-4	-4	0	0	79.2
Rice, Jerry	1	0	0.0	0	0	0	0	39.6
49ERS	583	366	62.8	4400	69t	32	10	97.0
OPPONENTS	558	320	57.4	4185	78t	25	13	86.4

2001 (12-4/12-5)			
Steve Mariucci, Coach			
W	16	Atlanta (65,989)/S-9	(OT) 13
L	26	St. Louis (67,536)/S-23	30
W	19	at New York Jets (78,722)-MN/O-1	17
W	24	Carolina (66,944)-SUN/O-7	14
W	37	at Atlanta (48,100)/O-14	(OT) 31
-	-	BYE/O-21	-
L	31	at Chicago (66,944)/O-28	(OT) 37
W	21	Detroit (67,605)/N-4	13
W	28	New Orleans (68,083)/N-11	27
W	25	at Carolina (72,665)/N-18	(OT) 22
W	40	at Indianapolis (56,393)/N-25	21
W	35	Buffalo (67,252)-SUN/D-2	0
L	14	at St. Louis (66,218)/D-9	27
W	21	Miami (68,223)/D-16	0
W	13	Philadelphia (68,124)/D-22	3
L	21	at Dallas (64,366)/D-30	27
W	38	at New Orleans (70,020)/J-6	0
409			282
NFC WILD CARD - JAN. 13			
(at Green Bay - Lambeau Field)			
L	15	at Green Bay (59,825)	25

TEAM STATISTICS	49ers	Opp
TOTAL FIRST DOWNS	328	289
By Rushing	121	89
By Passing	184	179
By Penalties	23	21
TOTAL YARDS GAINED	5689	4954
By Rushing	2244	1571
By Passing	3445	3383
TOTAL PLAYS FROM SCRIMMAGE	1041	988
Rushes	509	389
Average Gain Per Rush	4.3	4.1
NET YARDS PASSING	3445	3383
Passes Attempted	506	567
Passes Completed	318	332
Percent Completed	62.8	58.6
Had Intercepted	12	24
Times Sacked	26	32
Lost Attempting to Pass	114	220
PUNTS	69	72
Total Yardage of Punts	2813	2981
Average Length	40.8	41.4
KICKOFF RETURNS	61	68
Total Yards Returned	1336	1408
Average Length of Return	21.9	20.7
PENALTIES	82	95
Yards Penalized	669	812
FUMBLES	19	24
Own Fumbles Recovered	12	14
Opponents' Fumbles Recovered	10	7
FIELD GOALS	18	23
Field Goals Attempted	25	27
TOTAL POINTS SCORED	409	282
Touchdowns Scored	51	30
Touchdowns Rushing	16	9
Touchdowns Passing	32	18
Touchdown Returns	3	3
Extra Points	47	23
Safeties	0	1
AVG. TIME OF POSSESSION	31:49	28:11

SCORING	TDs	Ru	Pa	Int	Fu	KO	Pu	PAT	FG	S	Pts
Cortez, Jose	0	0	0	0	0	0	0	47/47	25/18	0	101
Owens, Terrell	16	0	16	0	0	0	0	0/0	0/0	0	96
Stokes, J.J.	7	0	7	0	0	0	0	0/0	0/0	0	42
Barlow, Kevan	5	4	1	0	0	0	0	0/0	0/0	0	30
Garcia, Jeff	5	5	0	0	0	0	0	0/0	0/0	0	30
Hearst, Garrison	5	4	1	0	0	0	0	0/0	0/0	0	30
Johnson, Eric	3	0	3	0	0	0	0	0/0	0/0	0	20
Jackson, Terry	3	1	2	0	0	0	0	0/0	0/0	0	18
Bronson, Zack	2	0	0	2	0	0	0	0/0	0/0	0	12

Rookie Names in *Italic*

(continued)

SCORING	TDs	Ru	Pa	Int	Fu	KO	Pu	PAT	FG	S	Pts
Beasley, Fred	1	1	0	0	0	0	0	0/0	0/0	0	6
Peterson, Julian	1	0	0	0	1	0	0	0/0	0/0	0	6
Smith, Paul	1	1	0	0	0	0	0	0/0	0/0	0	6
Streets, Tai	1	0	1	0	0	0	0	0/0	0/0	0	6
Swift, Justin	1	0	1	0	0	0	0	0/0	0/0	0	6
49ERS	51	16	32	2	1	0	0	47/47	25/18	0	409
OPPONENTS	30	9	18	3	0	0	0	23/23	27/23	1	282

2-pt conversions: E. Johnson Team: 1-3, Opponents: 4-6

RUSHING	Att	Yds	Avg	LG	TD
Hearst, Garrison	252	1206	4.8	43t	4
Barlow, Kevan	125	512	4.1	25	4
Garcia, Jeff	72	254	3.5	25	5
Jackson, Terry	22	138	6.3	15	1
Beasley, Fred	23	73	3.2	16	1
Smith, Paul	4	27	6.8	13t	1
Owens, Terrell	4	21	5.3	12	0
Sutherland, Vinny	1	16	16.0	16	0
Baker, Jason	1	0	0.0	0	0
Rattay, Tim	5	-3	-0.6	1	0
49ERS	509	2244	4.4	43t	16
OPPONENTS	389	1571	4.0	39	9

RECEIVING	No	Yds	Avg	Long	TD
Owens, Terrell	93	1412	15.2	60t	16
Stokes, J.J.	54	585	10.8	47	7
Hearst, Garrison	41	347	8.5	60t	1
Johnson, Eric	40	362	9.1	24	3
Streets, Tai	28	345	12.3	52	1
Barlow, Kevan	22	247	11.2	61t	1
Beasley, Fred	16	99	6.2	15	0
Jackson, Terry	12	91	7.6	14	2
Swift, Justin	11	66	6.0	13	1
Sutherland, Vinny	1	5	5.0	5	0
49ERS	318	3559	11.2	61t	32
OPPONENTS	332	3603	10.9	63	18

INTERCEPTIONS	No	Yds	Avg	Long	TD
Bronson, Zack	7	165	23.6	97t	2
Plummer Ahmed	7	45	6.4	24	0
Webster, Jason	3	61	20.3	31	0
Schulters, Lance	3	0	0.0	0	0
Winborn, Jamie	2	40	20.0	29	0
Holman, Rashad	1	19	19.0	19	0
Smith, Derek	1	0	0.0	0	0
49ERS	24	330	13.8	97t	2
OPPONENTS	12	232	19.3	74t	3

KICKOFF RETURNS	No	Yds	Avg	Long	TD
Sutherland, Vinny	50	1140	22.8	65	0
Wilson, Cedrick	6	127	21.2	34	0
Smith, Paul	3	37	12.3	16	0
Lewis, Jonas	2	32	16.0	19	0
49ERS	61	1336	21.9	65	0
OPPONENTS	68	1408	20.7	46	0

PUNT RETURNS	No	FC	Yds	Avg	LG	TD
Sutherland, Vinny	21	19	147	7.0	19	0
Wilson, Cedrick	2	0	4	2.0	3	0
49ERS	23	19	151	6.6	19	0
OPPONENTS	34	14	290	8.5	34	0

PUNTING	No	Yds	Avg	TB	I-20	LG	Bik
Baker, Jason	69	2813	40.8	4	21	64	0
49ERS	69	2813	40.8	4	21	64	0
OPPONENTS	72	2981	41.4	12	25	68	1

PASSING	Att	Comp	Pct	Yds	LG	TD	Int	QB
Garcia, Jeff	504	316	62.7	3538	61t	32	12	94.8
Rattay, Tim	2	2	100.0	21	20	0	0	110.4
49ERS	506	318	62.8	3559	61t	32	12	95.0
OPPONENTS	567	332	58.6	3603	63	18	24	70.3

2002 (10-6/11-7)

NFC West Champions
Steve Mariucci, Coach

W	16	at New York Giants (78,748)–THN/S–5	13
L	14	Denver (67,685)/S–15	24
W	20	Washington (67,541)/S–22	10
–	–	BYE/S–29	–
W	37	St. Louis (67,853)/O–6	13
W	28	at Seattle (66,420)–MN/O–14	21
L	27	at New Orleans (67,903)/O–20	35
W	38	Arizona (67,173)/O–27	28
W	23	at Oakland (62,660)/N–3	(OT) 20
W	17	Kansas City (67,881)/N–10	13
L	17	at San Diego (67,161)/N–17	(OT) 20
L	17	Philadelphia (67,919)–MN/N–25	38
W	31	Seattle (67,594)/D–1	24
W	31	at Dallas (64,097)/D–8	27
L	14	Green Bay (67,947)/D–15	20
W	17	at Arizona (44,051)/D–21	14
L	20	at St. Louis (66,118)–MN/D–30	31
367			351

NFC WILD CARD - JAN. 5

(at San Francisco – 3Com Park)

W	39	New York Giants (66,318)	38
---	----	--------------------------	----

NFC PLAYOFF - JAN. 12

(at Tampa Bay – Raymond James Stadium)

L	6	at Tampa Bay (65,599)	31
---	---	-----------------------	----

TEAM STATISTICS		49ers	Opp
TOTAL FIRST DOWNS		342	307
By Rushing		141	96
By Passing		182	188
By Penalties		19	23
TOTAL YARDS GAINED		5701	5158
By Rushing		2244	1652
By Passing		3457	3506
TOTAL PLAYS FROM SCRIMMAGE		1082	978
Rushes		489	394
Average Gain Per Rush		5.3	5.3
NET YARDS PASSING		3457	3506
Passes Attempted		571	552
Passes Completed		354	340
Percent Completed		62.0	61.6
Had Intercepted		10	19
Times Sacked		22	32
Lost Attempting to Pass		119	195
PUNTS		65	65
Total Yardage of Punts		2493	2699
Average Length		38.4	41.5
KICKOFF RETURNS		68	73
Total Yards Returned		1386	1665
Average Length of Return		20.4	22.8
PENALTIES		87	82
Yards Penalized		725	681
FUMBLES		15	24
Own Fumbles Recovered		8	16
Opponents' Fumbles Recovered		8	7
FIELD GOALS		26	22
Field Goals Attempted		36	30
TOTAL POINTS SCORED		367	351
Touchdowns Scored		41	41
Touchdowns Rushing		16	14
Touchdowns Passing		23	23
Touchdown Returns		2	4
Extra Points		39	39
Safeties		0	0
AVG. TIME OF POSSESSION		32:00	28:00

SCORING	TDs	Ru	Pa	Int	Fu	KO	Pu	PAT	FG	S	Pts
Owens, Terrell	14	1	13	0	0	0	0	0/0	0/0	0	84
Cortez, Jose TM	0	0	0	0	0	0	0	25/25	24/18	0	79
Hearst, Garrison	9	8	1	0	0	0	0	0/0	0/0	0	56
Chandler, Jeff	0	0	0	0	0	0	0	14/14	12/8	0	38
Barlow, Kevan	5	4	1	0	0	0	0	0/0	0/0	0	30
Streets, Tai	5	0	5	0	0	0	0	0/0	0/0	0	30

(continued)

SCORING	TDs	Ru	Pa	Int	Fu	KO	Pu	PAT	FG	S	Pts
Garcia, Jeff	3	3	0	0	0	0	0	0/0	0/0	0	20
Beasley, Fred	1	0	1	0	0	0	0	0/0	0/0	0	6
Stokes, J.J.	1	0	1	0	0	0	0	0/0	0/0	0	6
Webster, Jason	1	0	0	1	0	0	0	0/0	0/0	0	6
Williams, Jimmy	1	0	0	0	0	0	1	0/0	0/0	0	6
Wilson, Cedrick	1	0	1	0	0	0	0	0/0	0/0	0	6
49ERS	41	16	23	1	0	0	1	39/39	36/26	0	367
OPPONENTS	41	14	23	0	1	1	2	39/39	30/22	0	351

2-pt conversions: J. Garcia, G. Hearst Team: 2–2, Opponents: 0–2

RUSHING	Att	Yds	Avg	LG	TD
Hearst, Garrison	215	972	4.5	40	8
Barlow, Kevan	145	675	4.7	35	4
Garcia, Jeff	73	353	4.8	21t	3
Smith, Paul	18	90	5.0	16	0
Owens, Terrell	7	79	11.3	38t	1
Beasley, Fred	26	75	2.9	9	0
Rattay, Tim	5	0	0.0	5	0
49ERS	489	2244	4.6	40	16
OPPONENTS	394	1652	4.2	53	14

RECEIVING	No	Yds	Avg	Long	TD
Owens, Terrell	100	1300	13.0	76t	13
Streets, Tai	72	756	10.5	47t	5
Hearst, Garrison	48	317	6.6	16	1
Johnson, Eric	36	321	8.9	38	0
Stokes, J.J.	32	332	10.4	51	1
Beasley, Fred	22	152	6.9	25t	1
Wilson, Cedrick	15	166	11.1	22	1
Barlow, Kevan	14	136	9.7	29	1
Swift, Justin	10	63	6.3	11	0
Smith, Paul	5	33	6.6	11	0
49ERS	354	3576	10.1	76t	23
OPPONENTS	340	3701	10.9	58	23

INTERCEPTIONS	No	Yds	Avg	Long	TD
Parrish, Tony	7	204	29.1	60	0
Heard, Ronnie	4	60	15.0	30	0
Bronson, Zack	3	28	9.3	20	0
Webster, Jason	1	37	37.0	37t	1
Hawthorne, Duane LG	1	15	15.0	15	0
Peterson, Julian	1	2	2.0	2	0
Holman, Rashad	1	1	1.0	1	0
Plummer, Ahmed	1	0	0.0	0	0
Stewart, Quincy	1	0	0.0	0	0
49ERS	19	332	17.5	60	1
OPPONENTS	10	54	5.4	36	0

KICKOFF RETURNS	No	Yds	Avg	Long	TD
Williams, Jimmy	35	765	21.9	50	0
Robertson, Jamal	11	242	22.0	42	0
Wilson, Cedrick	10	195	19.5	37	0
Smith, Paul	7	107	15.3	28	0
Jackson, Eric	4	67	16.8	23	0
Kosier, Kyle	1	10	10.0	10	0
49ERS	68	1386	20.4	50	0
OPPONENTS	73	1665	22.8	84t	1

PUNT RETURNS	No	FC	Yds	Avg	LG	TD
Williams, Jimmy	20	8	336	16.8	89t	1
Wilson, Cedrick	8	4	59	7.4	13	0
49ERS	28	12	395	14.1	89t	1
OPPONENTS	37	13	359	9.7	76t	2

PUNTING	No	Yds	Avg	TB	I-20	LG	Bik
Baker, Jason TM	42	1688	40.2	3	12	51	0
LaFleur, Bill	22	805	36.6	1	5	60	1
49ERS	64	2493	38.4	4	17	60	1
OPPONENTS	65	2699	41.5	5	17	64	0

PASSING	Att	Comp	Pct	Yds	LG	TD	Int	QB
Garcia, Jeff	528	328	62.1	3344	76t	21	10	85.6
Rattay, Tim	43	26	60.5	232	27t	2	0	90.5
49ERS	571	354	62.0	3576	76t	23	10	86.0
OPPONENTS	552	340	61.6	3701	58	23	19	80.9

Rookie Names in *Italic*

2003 (7-9)

Dennis Erickson, Coach

W	49	Chicago (67,554)/S-7	7
L	24	at St. Louis (65,990)/S-14	(OT) 27
L	12	Cleveland (67,412)/S-21	13
L	7	at Minnesota (64,111)/S-28	35
W	24	Detroit (67,365)/O-5	17
L	19	at Seattle (66,437)-SUN/O-12	20
W	24	Tampa Bay (67,809)/O-19	7
L	13	at Arizona (40,824)/O-26	(OT) 16
W	30	St. Louis (67,812)/N-2	10
-	-	BYE/N-9	-
W	30	Pittsburgh (67,877)-MN/N-17	14
L	10	at Green Bay (70,250)/N-23	20
L	6	at Baltimore (69,549)/N-30	44
W	50	Arizona (66,975)/D-7	14
L	38	at Cincinnati (64,666)/D-14	41
W	31	at Philadelphia (67,866)/D-21	(OT) 28
L	17	Seattle (67,840)/D-27	24
384			337

TEAM STATISTICS

	49ers	Opp
TOTAL FIRST DOWNS	313	292
By Rushing	118	99
By Passing	172	165
By Penalties	23	28
TOTAL YARDS GAINED	5687	4928
By Rushing	2279	1690
By Passing	3408	3238
TOTAL PLAYS FROM SCRIMMAGE	1038	976
Rushes	499	420
Average Gain Per Rush	5.5	5.0
NET YARDS PASSING	3408	3238
Passes Attempted	511	514
Passes Completed	299	310
Percent Completed	58.5	60.3
Had Intercepted	15	23
Times Sacked	28	32
Lost Attempting to Pass	158	195
PUNTS	69	76
Total Yardage of Punts	2629	2975
Average Length	38.1	39.1
KICKOFF RETURNS	64	77
Total Yards Returned	1327	1641
Average Length of Return	20.7	21.3
PENALTIES	104	78
Yards Penalized	807	720
FUMBLES	24	23
Own Fumbles Recovered	14	9
Opponents' Fumbles Recovered	14	10
FIELD GOALS	26	17
Field Goals Attempted	37	26
TOTAL POINTS SCORED	384	337
Touchdowns Scored	44	41
Touchdowns Rushing	16	13
Touchdowns Passing	25	25
Touchdown Returns	3	3
Extra Points	38	40
Safeties	1	0
AVG. TIME OF POSSESSION	30:54	29:06

SCORING

	TDs	Ru	Pa	Int	Fu	KO	Pu	PAT	FG	S	Pts
Peterson, Todd	0	0	0	0	0	0	0	23/22	15/12	0	58
Owens, Terrell	9	0	9	0	0	0	0	0/0	0/0	0	54
Barlow, Kevan	7	6	1	0	0	0	0	0/0	0/0	0	42
Garcia, Jeff	7	7	0	0	0	0	0	0/0	0/0	0	42
Streets, Tai	7	0	7	0	0	0	0	0/0	0/0	0	42
Pochman, Owen	0	0	0	0	0	0	0	10/9	15/8	0	33
Chandler, Jeff	0	0	0	0	0	0	0	8/7	7/6	0	25
Hearst, Garrison	4	3	1	0	0	0	0	0/0	0/0	0	24
Wilson, Cedrick	3	0	2	0	0	1	0	0/0	0/0	0	18
Lloyd, Brandon	2	0	2	0	0	0	0	0/0	0/0	0	14
Beasley, Fred	1	0	1	0	0	0	0	0/0	0/0	0	6
Harris, Kwame	1	0	0	1	0	0	0	0/0	0/0	0	6
Plummer, Ahmed	1	0	0	1	0	0	0	0/0	0/0	0	6

Rookie Names in Italic

(continued)

SCORING

	TDs	Ru	Pa	Int	Fu	KO	Pu	PAT	FG	S	Pts
Walker, Aaron	1	0	1	0	0	0	0	0/0	0/0	0	6
Weaver, Jed	1	0	1	0	0	0	0	0/0	0/0	0	6
Ulbrich, Jeff	0	0	0	0	0	0	0	0/0	0/0	1	2
49ERS	44	16	25	2	0	1	0	41/38	37/26	1	384
OPPONENTS	41	13	25	3	0	0	0	40/40	26/17	0	337

2-pt conversions: B. Lloyd Team: 1-3, Opponents: 0-1

RUSHING

	Att	Yds	Avg	LG	TD
Barlow, Kevan	201	1024	5.1	78t	6
Hearst, Garrison	178	768	4.3	36	3
Garcia, Jeff	56	319	5.7	21t	7
Robertson, Jamal	32	136	4.3	23	0
Beasley, Fred	17	24	1.4	5	0
Battle, Arnaz	2	14	7.0	9	0
LaFleur, Bill	1	0	0.0	0	0
Rattay, Tim	8	0	0.0	6	0
Owens, Terrell	3	-2	-0.7	3	0
Wilson, Cedrick	1	-4	-4.0	-4	0
49ERS	499	2279	4.6	78t	16
OPPONENTS	420	1690	4.0	49t	13

RECEIVING

	No	Yds	Avg	Long	TD
Owens, Terrell	80	1102	13.8	75t	9
Streets, Tai	47	595	12.7	41t	7
Weaver, Jed	35	437	12.5	30	1
Wilson, Cedrick	35	396	11.3	29	2
Barlow, Kevan	35	307	8.8	48	1
Hearst, Garrison	25	211	8.4	26	1
Beasley, Fred	19	184	9.7	32	1
Lloyd, Brandon	14	212	15.1	44	2
Walker, Aaron	8	116	14.5	26	1
Garcia, Jeff	1	6	6.0	6	0
49ERS	299	3566	11.9	75t	25
OPPONENTS	310	3544	11.4	75t	25

INTERCEPTIONS

	No	Yds	Avg	Long	TD
Parrish, Tony	9	202	22.4	49	0
Plummer, Ahmed	4	85	21.3	68t	1
Rumph, Mike	3	19	6.3	12	0
Peterson, Julian	2	31	15.5	31	0
Bronson, Zack	1	22	22.0	22	0
Webster, Jason	1	17	17.0	17	0
Ulbrich, Jeff	1	7	7.0	7	0
Williams, Jimmy	1	6	6.0	6	0
Heard, Ronnie	1	0	0.0	0	0
49ERS	23	389	16.9	68t	1
OPPONENTS	15	291	19.4	65	1

KICKOFF RETURNS

	No	Yds	Avg	Long	TD
Wilson, Cedrick	37	836	22.6	95t	1
Williams, Jimmy	11	207	18.8	41	0
Bruce, Arland	6	125	20.8	29	0
Battle, Arnaz	5	88	17.6	21	0
Lloyd, Brandon	2	32	16.0	21	0
Moran, Sean	2	35	17.5	19	0
Gutierrez, Brock	1	4	4.0	4	0
49ERS	64	1327	20.7	95t	1
OPPONENTS	77	1641	21.3	75	0

PUNT RETURNS

	No	FC	Yds	Avg	LG	TD
Williams, Jimmy	35	10	240	6.9	20	0
Bruce, Arland	4	2	24	6.0	18	0
Wilson, Cedrick	1	3	12	12.0	12	0
49ERS	40	15	276	6.9	20	0
OPPONENTS	28	15	258	9.2	81t	1

PUNTING

	No	Yds	Avg	TB	I-20	LG	Blk
LaFleur, Bill	68	2629	38.7	3	17	56	1
49ERS	68	2629	38.1	3	17	56	1
OPPONENTS	76	2975	39.1	3	16	58	1

PASSING

	Att	Comp	Pct	Yds	LG	TD	Int	QB
Garcia, Jeff	392	225	57.4	2704	75t	18	13	80.1
Rattay, Tim	118	73	61.9	856	61t	7	2	96.6
Wilson, Cedrick	1	1	100.0	6	6	0	0	91.7
49ERS	511	299	58.5	3566	75t	25	15	84.0
OPPONENTS	514	310	60.3	3544	75t	25	23	78.6

2004 (2-14)

Dennis Erickson, Coach

L	19	Atlanta (65,584)/S-12	21
L	27	at New Orleans (64,900)/S-19	30
L	0	at Seattle (66,709)/S-26	34
L	14	St. Louis (66,696)-SUN/O-3	24
W	31	Arizona (62,836)/O-10	(OT) 22
L	14	at New York Jets (78,189)/O-17	28
-	-	BYE/O-24	-
L	13	at Chicago (62,054)-SUN/O-31	23
L	27	Seattle (64,423)/N-7	42
L	27	Carolina (63,618)/N-14	37
L	3	at Tampa Bay (65,234)/N-21	35
L	17	Miami (66,156)/N-28	24
L	6	at St. Louis (65,793)/D-5	16
W	31	at Arizona (35,069)/D-12	(OT) 28
L	16	Washington (65,710)-SA/D-19	26
L	7	Buffalo (63,248)/D-26	41
L	7	at New England (68,756)/J-2	21
259			452

TEAM STATISTICS

	49ers	Opp
TOTAL FIRST DOWNS	280	322
By Rushing	83	121
By Passing	172	179
By Penalties	25	22
TOTAL YARDS GAINED	4585	5481
By Rushing	1449	1995
By Passing	3136	3486
TOTAL PLAYS FROM SCRIMMAGE	1026	1014
Rushes	413	495
Average Gain Per Rush	4.5	5.4
NET YARDS PASSING	3136	3486
Passes Attempted	561	490
Passes Completed	325	308
Percent Completed	57.9	62.9
Had Intercepted	21	9
Times Sacked	52	29
Lost Attempting to Pass	319	194
PUNTS	96	80
Total Yardage of Punts	3990	3268
Average Length	41.6	40.9
KICKOFF RETURNS	84	56
Total Yards Returned	1716	1119
Average Length of Return	20.4	20.0
PENALTIES	103	107
Yards Penalized	859	867
FUMBLES	33	24
Own Fumbles Recovered	14	12
Opponents' Fumbles Recovered	12	19
FIELD GOALS	18	25
Field Goals Attempted	22	29
TOTAL POINTS SCORED	259	452
Touchdowns Scored	30	54
Touchdowns Rushing	10	22
Touchdowns Passing	17	27
Touchdown Returns	3	5
Extra Points	23	51
Safeties	1	0
AVG. TIME OF POSSESSION	29:00	31:00

SCORING

	TDs	Ru	Pa	Int	Fu	KO	Pu	PAT	FG	S	Pts
Peterson, Todd	0	0	0	0	0	0	0	23/23	22/18	0	77
Barlow, Kevan	7	7	0	0	0	0	0	0/0	0/0	0	42
Lloyd, Brandon	6	0	6	0	0	0	0	0/0	0/0	0	38
Conway, Curtis	3	0	3	0	0	0	0	0/0	0/0	0	20
Wilson, Cedrick	3	0	3	0	0	0	0	0/0	0/0	0	18
Hicks, Maurice	2	2	0	0	0	0	0	0/0	0/0	0	12
Johnson, Eric	2	0	2	0	0	0	0	0/0	0/0	0	12
Battle, Arnaz	1	0	0	0	0	1	0	0/0	0/0	0	6
Bush, Steve LG	1	0	1	0	0	0	0	0/0	0/0	0	6
Carpenter, Dwaine	1	0	0	0	0	1	0	0/0	0/0	0	6
Robertson, Jamal TM	1	1	0	0	0	0	0	0/0	0/0	0	6
Smith, Derek	1	0	0	0	0	1	0	0/0	0/0	0	6
Woods, Rashaun	1	0	1	0	0	0	0	0/0	0/0	0	6
Rattay, Tim	0	0	0	0	0	0	0	0/0	0/0	0	2
49ERS	30	10	17	0	0	3	0	23/23	22/18	1	259
OPPONENTS	54	22	27	0	0	5	0	51/51	29/25	0	452

2-pt conversions: C. Conway, B. Lloyd, T. Rattay

Team: 3-6, Opponents: 1-3

Rookie Names in *Italic*

RUSHING	No	Yds	Avg	Long	TD
Barlow, Kevan	244	822	3.4	60	7
Hicks, Maurice	96	362	3.8	35	2
Jackson, Terry	26	101	3.9	13	0
Robertson, Jamal TM	16	71	4.4	16	1
Rattay, Tim	12	55	4.6	15	0
Beasley, Fred	9	15	1.7	4	0
Dorsey, Ken	5	7	1.4	3	0
Wilson, Cedrick	1	6	6.0	6	0
Battle, Arnaz	2	5	2.5	7	0
<i>Pickett, Cody</i>	1	5	5.0	5	0
Isom, Jasen	1	0	0.0	0	0
49ERS	413	1449	3.5	60	10
OPPONENTS	495	1995	4.0	29	22

RECEIVING	No	Yds	Avg	Long	TD
Johnson, Eric	82	825	10.1	25	2
Wilson, Cedrick	47	641	13.6	39	3
Lloyd, Brandon	43	565	13.1	52	6
Conway, Curtis	38	403	10.6	37	3
Barlow, Kevan	35	212	6.1	15	0
Jackson, Terry	21	139	6.6	22	0
Hicks, Maurice	16	154	9.6	19	0
Walker, Aaron	10	115	11.5	30	0
Beasley, Fred	10	44	4.4	9	0
Battle, Arnaz	8	143	17.9	65	0
<i>Woods, Rashaun</i>	7	160	22.9	59	1
Robertson, Jamal TM	4	34	8.5	14	0
Bush, Steve LG	2	10	5.0	6	1
Bush, Steve TM	2	10	5.0	6	1
Ware, Kevin	1	9	9.0	9	0
Isom, Jasen	1	1	1.0	1	0
49ERS	325	3455	10.6	65	16
OPPONENTS	308	3680	11.9	60	27

INTERCEPTIONS	No	Yds	Avg	Long	TD
Parrish, Tony	4	64	16.0	26	0
Carpenter, Dwaine	1	31	31.0	31	0
Ulbrich, Jeff	1	19	19.0	19	0
Heard, Ronnie	1	14	14.0	14	0
Winborn, Jamie	1	1	1.0	1	0
<i>Adams, Mike</i>	1	0	0.0	0	0
49ERS	9	129	14.3	31	0
OPPONENTS	21	479	22.8	85	4

KICKOFF RETURNS	No	Yds	Avg	Long	TD
Hicks, Maurice	31	623	20.1	35	0
Robertson, Jamal TM	25	560	22.4	37	0
Battle, Arnaz	13	257	19.8	40	0
Wilson, Cedrick	10	196	19.6	36	0
Williams, Jimmy	3	58	19.3	23	0
Jackson, Terry	2	22	11.0	14	0
49ERS	84	1716	20.4	40	0
OPPONENTS	56	1119	20.0	73	0

PUNT RETURNS	Ret	FC	Yds	Avg	Long	TD
Battle, Arnaz	31	20	266	8.6	71t	1
Wilson, Cedrick	2	1	21	10.5	13	0
Fleck, P.J.	1	0	10	10.0	10	0
Peterson, Julian	1	0	6	6.0	6	0
49ERS	35	21	303	8.7	71t	1
OPPONENTS	51	17	445	8.7	35	0

PUNTING	No	Yds	Avg	Net	TB	I-20	Lg	B
Lee, Andy	96	3990	41.6	35.3	8	25	81	0
49ERS	96	3990	41.6	35.3	8	25	81	0
OPPONENTS	79	3268	40.9	35.8	5	28	61	1

PASSING	Att	Comp	Pct	Yds	LG	TD	Int	QB
Rattay, Tim	325	198	60.9	2169	65	10	10	78.1
<i>Dorsey, Ken</i>	226	123	54.4	1231	59	6	9	62.4
<i>Pickett, Cody</i>	10	4	40.0	55	18	0	2	18.8
49ERS	561	325	57.9	3455	65	16	21	69.9
OPPONENTS	490	308	62.9	3680	60	27	9	96.5

2005 (4-12)

Mike Nolan, Coach

W	28	St. Louis (67,918)/S-11	25
L	3	at Philadelphia (67,727)/S-18	42
L	31	Dallas (68,247)/S-25	34
L	14	at Arizona in MC (103,467)-SUN/O-2	31
L	3	Indianapolis (68,084)/O-9	28
-	-	BYE/O-16	-
L	17	at Washington (90,224)/O-23	52
W	15	Tampa Bay (63,358)/O-30	10
L	6	New York Giants (63,820)/N-6	24
L	9	at Chicago (62,153)/N-13	17
L	25	Seattle (63,590)/N-20	27
L	22	at Tennessee (69,149)/N-27	33
L	10	Arizona (60,439)/D-4	17
L	3	at Seattle (66,690)/D-11	41
L	9	at Jacksonville (64,764)/D-18	10
W	24	at St. Louis (65,473)/D-24	20
W	20	Houston (67,970)/J-1	(OT) 17
			239
			428

TEAM STATISTICS

	49ers	Opp
TOTAL FIRST DOWNS	191	335
By Rushing	70	115
By Passing	96	205
By Penalties	25	15
TOTAL YARDS GAINED	3587	6259
By Rushing	1689	1832
By Passing	1898	4427
TOTAL PLAYS FROM SCRIMMAGE	865	1090
Rushes	428	486
Average Gain Per Rush	4.1	5.7
NET YARDS PASSING	1898	4427
Passes Attempted	389	576
Passes Completed	204	374
Percent Completed	52.4	64.9
Had Intercepted	21	16
Times Sacked	48	28
Lost Attempting to Pass	292	193
PUNTS	108	71
Total Yardage of Punts	4447	2846
Average Length	41.2	40.1
KICKOFF RETURNS	81	48
Total Yards Returned	1540	960
Average Length of Return	19.0	20.0
PENALTIES	106	120
Yards Penalized	780	961
FUMBLES	31	18
Own Fumbles Recovered	17	8
Opponents' Fumbles Recovered	10	14
FIELD GOALS	26	29
Field Goals Attempted	29	36
TOTAL POINTS SCORED	239	428
Touchdowns Scored	23	49
Touchdowns Rushing	9	19
Touchdowns Passing	8	28
Touchdown Returns	6	2
Extra Points	21	43
Field Goals	26	29
Safeties	0	0
AVG. TIME OF POSSESSION	27:18	32:42

SCORING

	TDs	Ru	Pa	Int	Fu	KO	Pu	PAT	FG	S	Pts
Nedney, Joe	0	0	0	0	0	0	0	19/19	28/26	0	97
Lloyd, Brandon	5	0	5	0	0	0	0	0/0	0/0	0	30
Barlow, Kevan	3	3	0	0	0	0	0	0/0	0/0	0	18
Battle, Arnaz	3	0	3	0	0	0	0	0/0	0/0	0	18
Gore, Frank	3	3	0	0	0	0	0	0/0	0/0	0	18
Hicks, Maurice	3	3	0	0	0	0	0	0/0	0/0	0	18
Adams, Mike	1	0	0	1	0	0	0	0/0	0/0	0	6
Amey, Fred	1	0	0	0	0	0	1	0/0	0/0	0	6
Johnson, Derrick	1	0	0	0	1	0	0	0/0	0/0	0	6
Parrish, Tony	1	0	0	1	0	0	0	0/0	0/0	0	6
Smith, Derek	1	0	0	0	1	0	0	0/0	0/0	0	6
Spencer, Shawntae	1	0	0	1	0	0	0	0/0	0/0	0	6

Rookie Names in Italic

(continued)

SCORING

	TDs	Ru	Pa	Int	Fu	KO	Pu	PAT	FG	S	Pts
Cortez, Jose TM	0	0	0	0	0	0	0	2/2	1/0	0	2
Jackson, Terry	0	0	0	0	0	0	0	0/0	0/0	0	2
49ERS	23	9	8	3	2	0	1	21/21	29/26	0	239
OPPONENTS*	49	19	28	1	0	0	0	44/43	36/29	0	428

2-pt conversions: Jackson, Team: 1-2, Opponents: 2-5

*ret blkd FGA

RUSHING

	No	Yds	Avg	Long	TD
Gore, Frank	127	608	4.8	72t	3
Barlow, Kevan	176	581	3.3	29	3
Hicks, Maurice	59	308	5.2	73t	3
Smith, Alex	30	103	3.4	19	0
Pickett, Cody	13	42	3.2	12	0
Rattay, Tim TM	7	18	2.6	13	0
Battle, Arnaz	8	11	1.4	9	0
Dorsey, Ken	4	11	2.8	6	0
Jackson, Terry	2	11	5.5	11	0
Hetherington, Chris	1	3	3.0	3	0
Marshall, Rasheed	1	-7	-7.0	-7	0
49ERS	428	1689	3.9	73t	9
OPPONENTS	486	1832	3.8	40	19

RECEIVING

	No	Yds	Avg	Long	TD
Lloyd, Brandon	48	733	15.3	89t	5
Battle, Arnaz	32	363	11.3	39	3
Barlow, Kevan	31	241	7.8	24	0
Morton, Johnnie	21	288	13.7	30	0
Gore, Frank	15	131	8.7	47	0
Hicks, Maurice	12	47	3.9	11	0
Jackson, Terry	10	67	6.7	12	0
Jones, Terry LG	9	76	8.4	21	0
Jones, Terry TM	9	76	8.4	21	0
McAddley, Jason	7	125	17.9	38	0
Bajema, Billy	5	54	10.8	24	0
Hetherington, Chris	5	26	5.2	11	0
Bush, Steve	3	21	7.0	10	0
Smith, Trent	3	7	2.3	6	0
Beasley, Fred	2	12	6.0	6	0
Marshall, Rasheed	1	-1	-1.0	-1	0
49ERS	204	2190	10.7	89t	8
OPPONENTS	374	4620	12.4	78t	28

INTERCEPTIONS

	No	Yds	Avg	Long	TD
Spencer, Shawntae	4	85	21.3	61t	1
Adams, Mike	4	36	9.0	40t	1
Parrish, Tony	2	34	17.0	34t	1
Thornton, Bruce	2	0	0.0	0	0
Emanuel, Ben	1	38	38.0	35	0
Smith, Derek	1	13	13.0	13	0
Moore, Brandon	1	12	12.0	12	0
Lewis, Keith	1	2	2.0	2	0
49ERS	16	220	13.8	61t	3
OPPONENTS	21	265	12.6	34	1

KICKOFF RETURNS

	No	Yds	Avg	Long	TD
Hicks, Maurice	34	689	20.3	40	0
Marshall, Rasheed	26	488	18.8	29	0
Amey, Fred	14	241	17.2	25	0
McAddley, Jason	7	122	17.4	22	0
49ERS	81	1540	19.0	40	0
OPPONENTS	48	960	20.0	35	0

PUNT RETURNS

	Ret	FC	Yds	Avg	Long	TD
Marshall, Rasheed	17	10	87	5.1	13	0
Amey, Fred	11	2	125	11.4	75t	1
49ERS	28	12	212	7.6	75t	1
OPPONENTS	62	20	471	7.6	25	0

PUNTING

	No	Yds	Avg	Net	TB	I-20	Lg	B
Lee, Andy	107	4447	41.6	36.3	3	15	58	1
49ERS	107	4447	41.6	36.3	3	15	58	1
OPPONENTS	71	2846	40.1	33.7	12	22	56	1

PASSING

	Att	Comp	Pct	Yds	LG	TD	Int	QB
Smith, Alex	165	84	50.9	875	47	1	11	40.8
Rattay, Tim TM	97	56	57.7	667	89t	5	6	70.3
Dorsey, Ken	90	48	53.3	481	44	2	2	66.9
Pickett, Cody	35	14	40.0	140	28	0	2	28.3
Battle, Arnaz	2	2	100.0	27	24	0	0	118.8
49ERS	389	204	52.4	2190	21	8	89t	53.6
OPPONENTS	576	374	64.9	4620	16	28	78t	94.2

2006 (7-9)

Mike Nolan, Coach

L	27	at Arizona (63,407)/S-10	34
W	20	St. Louis (67,791)/S-17	13
L	24	Philadelphia (68,166)/S-24	38
L	0	at Kansas City (77,609)/O-1	41
W	34	Oakland (68,368)/O-8	20
L	19	San Diego (68,137)/O-15	48
-	-	BYE/O-22	-
L	10	at Chicago (62,200)/O-29	41
W	9	Minnesota (68,088)/N-5	3
W	19	at Detroit (60,707)/N-12	13
W	20	Seattle (68,367)/N-19	14
L	17	at St. Louis (65,517)/N-26	20
L	10	at New Orleans (68,241)/D-3	34
L	19	Green Bay (68,539)/D-10	30
W	24	at Seattle (67,650)-THN/D-14	14
L	20	Arizona (67,751)/D-24	26
W	26	at Denver (75,555)/D-31	(OT) 23
298			412

TEAM STATISTICS

	49ers	Opp
TOTAL FIRST DOWNS	243	326
By Rushing	97	107
By Passing	132	189
By Penalties	14	30
TOTAL YARDS GAINED	4860	5507
By Rushing	2172	1936
By Passing	2688	3571
TOTAL PLAYS FROM SCRIMMAGE	918	1025
Rushes	439	473
Average Gain Per Rush	5.3	5.4
NET YARDS PASSING	2688	3571
Passes Attempted	444	518
Passes Completed	257	331
Percent Completed	57.9	63.9
Had Intercepted	16	14
Times Sacked	35	34
Lost Attempting to Pass	202	246
PUNTS	81	66
Total Yardage of Punts	3625	2794
Average Length	44.8	42.3
KICKOFF RETURNS	79	65
Total Yards Returned	1907	1373
Average Length of Return	24.1	21.1
PENALTIES	93	87
Yards Penalized	818	703
FUMBLES	24	23
Own Fumbles Recovered	8	10
Opponents' Fumbles Recovered	13	16
FIELD GOALS	29	30
Field Goals Attempted	35	32
TOTAL POINTS SCORED	298	412
Touchdowns Scored	30	46
Touchdowns Rushing	12	18
Touchdowns Passing	16	25
Touchdown Returns	2	3
Extra Points	29	46
Field Goals	29	30
Safeties	1	0
AVG. TIME OF POSSESSION	28:37	31:23

SCORING	TDs	Ru	Pa	Int	Fu	KO	Pu	PAT	FG	S	Pts
Nedney, Joe	0	0	0	0	0	0	0	29/29	35/29	0	116
Gore, Frank	9	8	1	0	0	0	0	0/0	0/0	0	54
Battle, Arnaz	3	0	3	0	0	0	0	0/0	0/0	0	18
Bryant, Antonio	3	0	3	0	0	0	0	0/0	0/0	0	18
Davis, Vernon	3	0	3	0	0	0	0	0/0	0/0	0	18
Johnson, Eric	2	0	2	0	0	0	0	0/0	0/0	0	12
Norris, Moran	2	0	2	0	0	0	0	0/0	0/0	0	12
Robinson, Michael	2	2	0	0	0	0	0	0/0	0/0	0	12
Smith, Alex	2	2	0	0	0	0	0	0/0	0/0	0	12
Gilmore, Bryan	1	0	1	0	0	0	0	0/0	0/0	0	6

(continued)

SCORING	TDs	Ru	Pa	Int	Fu	KO	Pu	PAT	FG	S	Pts
Harris, Walt	1	0	0	1	0	0	0	0/0	0/0	0	6
Hicks, Maurice	1	0	1	0	0	0	0	0/0	0/0	0	6
Oliver, Melvin	1	0	0	0	1	0	0	0/0	0/0	0	6
49ERS	30	12	16	1	1	0	0	29/29	35/29	1	298
OPPONENTS	46	18	25	1	1	0	1	46/46	32/30	0	412

2-pt conversions: Team: 0-1, Opponents: 0-0

RUSHING	No	Yds	Avg	Long	TD
Gore, Frank	312	1695	5.4	72	8
Smith, Alex	44	147	3.3	22	2
Robinson, Michael	38	116	3.1	33	2
Gilmore, Bryan	7	94	13.4	22	0
Hicks, Maurice	29	82	2.8	9	0
Battle, Arnaz	5	25	5.0	18	0
Norris, Moran	2	8	4.0	4	0
Davis, Vernon	2	5	2.5	9	0
49ERS	439	2172	4.9	72	12
OPPONENTS	473	1936	4.1	71t	18

RECEIVING	No	Yds	Avg	Long	TD
Gore, Frank	61	485	8.0	39	1
Battle, Arnaz	59	686	11.6	56	3
Bryant, Antonio	40	733	18.3	72t	3
Johnson, Eric	34	292	8.6	26	2
Davis, Vernon	20	265	13.3	52t	3
Hicks, Maurice	13	137	10.5	33t	1
Robinson, Michael	9	47	5.2	12	0
Gilmore, Bryan	8	150	18.8	75	1
Norris, Moran	5	36	7.2	32t	2
Jacobs, Taylor	4	29	7.3	10	0
Walker, Delanie	2	30	15.0	29	0
Hetherington, Chris	2	0	0.0	0	0
49ERS	257	2890	11.2	75	16
OPPONENTS	331	3817	11.5	74	25

INTERCEPTIONS	No	Yds	Avg	Long	TD
Harris, Walt	8	84	10.5	42	1
Lewis, Keith	2	24	12.0	24	0
Williams, Chad	1	43	43.0	43	0
Roman, Mark	1	27	27.0	27	0
Lawson, Manny	1	0	0.0	0	0
Spencer, Shawntae	1	0	0.0	0	0
49ERS	14	178	12.7	43	1
OPPONENTS	16	213	13.3	70t	1

KICKOFF RETURNS	No	Yds	Avg	Long	TD
Hicks, Maurice	57	1428	25.1	64	0
Williams, Brandon	16	380	23.8	44	0
Robinson, Michael	4	73	18.3	19	0
Norris, Moran	1	1	1.0	1	0
Walker, Delanie	1	25	25.0	25	0
49ERS	79	1907	24.1	64	0
OPPONENTS	65	1373	21.1	47	0

PUNT RETURNS	Ret	FC	Yds	Avg	Long	TD
Williams, Brandon	22	12	147	6.7	25	0
Battle, Arnaz	6	7	90	15.0	60	0
49ERS	28	19	237	8.5	60	0
OPPONENTS	35	19	462	13.2	60t	1

PUNTING	No	Yds	Avg	Net	TB	I-20	Lg	B
Lee, Andy	81	3625	44.8	36.8	9	22	66	0
49ERS	81	3625	44.8	36.8	9	22	66	0
OPPONENTS	66	2794	42.3	36.6	7	23	65	1

PASSING	Att	Comp	Pct	Yds	LG	TD	Int	QB
Smith, Alex	442	257	58.1	2890	75	16	16	74.8
Battle, Arnaz	1	0	0.0	0	0	0	0	39.6
Robinson, Michael	1	0	0.0	0	0	0	0	39.6
49ERS	444	257	57.9	2890	75	16	16	74.4
OPPONENTS	518	331	63.9	3817	74	25	14	90.9

Rookie Names in Italic

2007 (5-11)

Mike Nolan, Coach

W	20	Arizona (68,111)/MN-S-10	17
W	17	at St. Louis (65,295)/S-16	16
L	16	at Pittsburgh (64,313)/S-23	37
L	3	Seattle (67,651)-S-30	23
L	7	Baltimore (67,885)-O-7	9
-	-	BYE/O-14	-
L	15	at New York Giants (78,912)/O-21	33
L	10	New Orleans (68,244)/O-28	31
L	16	at Atlanta (66,049)/N-4	20
L	0	at Seattle (68,331)/MN-N-12	24
L	9	St. Louis (68,039)/N-18	13
W	37	at Arizona (64,483)/N-25 (OT)	31
L	14	at Carolina (73,191)/D-2	31
L	7	Minnesota (68,050)/D-9	27
W	20	Cincinnati (68,053)/SAT-D-15	13
W	21	Tampa Bay (68,193)/SUN-D-23	19
L	7	at Cleveland (73,041)/D-30	20
219			364

TEAM STATISTICS

	49ers	Opp
TOTAL FIRST DOWNS	218	308
By Rushing	65	94
By Passing	140	187
By Penalties	13	27
TOTAL YARDS GAINED	3797	5539
By Rushing	1477	1896
By Passing	2320	3643
TOTAL PLAYS FROM SCRIMMAGE	925	1078
Rushes	357	504
Average Gain Per Rush	4.1	3.8
NET YARDS PASSING	2320	3643
Passes Attempted	513	543
Passes Completed	274	345
Percent Completed	53.4	63.5
Had Intercepted	17	12
Times Sacked	55	31
Lost Attempting to Pass	365	183
PUNTS	105	89
Total Yardage of Punts	4968	3644
Average Length	47.3	40.9
KICKOFF RETURNS	73	45
Total Yards Returned	1702	982
Average Length of Return	23.3	21.8
PENALTIES	97	89
Yards Penalized	702	661
FUMBLES	36	17
Own Fumbles Recovered	19	7
Opponents' Fumbles Recovered	10	17
FIELD GOALS	17	31
Field Goals Attempted	19	35
TOTAL POINTS SCORED	219	364
Touchdowns Scored	24	39
Touchdowns Rushing	8	9
Touchdowns Passing	15	24
Touchdown Returns	1	6
Extra Points	22	37
Field Goals	17	31
Safeties	1	0
AVG. TIME OF POSSESSION	26:51	33:09
SCORING	TDs Ru Pa Int Fu KO Pu PAT FG S Pts	
Nedney, Joe	0 0 0 0 0 0 0 22/22	19/17 0 73
Battle, Arnaz	6 1 5 0 0 0 0 0/0	0/0 0 36
Gore, Frank	6 5 1 0 0 0 0 0/0	0/0 0 36
Davis, Vernon	4 0 4 0 0 0 0 0/0	0/0 0 24
Jackson, Darrell	3 0 3 0 0 0 0 0/0	0/0 0 18
Banta-Cain, Tully	1 0 0 0 1 0 0 0/0	0/0 0 6
Hicks, Maurice	1 1 0 0 0 0 0 0/0	0/0 0 6
Hill, Shaun	1 1 0 0 0 0 0 0/0	0/0 0 6
Jacobs, Taylor	1 0 1 0 0 0 0 0/0	0/0 0 6
Team	0 0 0 0 0 0 0 0/0	0/0 0 2
49ERS	24 8 15 0 1 0 0 22/22	19/17 1 219
OPPONENTS	39 9 24 3 1 1 1 38/37	35/31 0 364

2-pt conversions: Team: 0-1, Opponents: 0-1

Rookie Names in *Italic*

RUSHING	No	Yds	Avg	Long	TD			
Gore, Frank	260	1102	4.2	43t	5			
Robinson, Michael	26	121	4.7	28	0			
Hicks, Maurice	21	117	5.6	18	1			
Smith, Alex	13	89	6.8	25	0			
Dilfer, Trent	10	25	2.5	11	0			
Norris, Moran	7	17	2.4	6	0			
Hill, Shaun	12	14	1.2	12	1			
Battle, Arnaz	4	4	1.0	8	1			
Keasey, Zak	2	4	2.0	3	0			
Gilmore, Bryan	1	-8	-8.0	-8	0			
Jacobs, Taylor TM	1	-8	-8.0	-8	0			
49ERS	357	1477	4.1	43t	8			
OPPONENTS	504	1896	3.8	84t	9			
RECEIVING	No	Yds	Avg	Long	TD			
Gore, Frank	53	436	8.2	23t	1			
Davis, Vernon	52	509	9.8	31	4			
Battle, Arnaz	50	600	12.0	57t	5			
Jackson, Darrell	46	497	10.8	34	3			
Walker, Delanie	21	174	8.3	26	1			
Hicks, Maurice	14	86	6.1	11	0			
Robinson, Michael	11	73	6.6	20	0			
Lelie, Ashley	10	115	11.5	47	0			
Gilmore, Bryan	7	111	15.9	42	0			
Norris, Moran	6	38	6.3	13	0			
Jacobs, Taylor TM	3	40	13.3	21t	1			
<i>Hill, Jason</i>	1	6	6.0	6	0			
49ERS	274	2685	9.8	57t	15			
OPPONENTS	345	3826	11.1	65	24			
INTERCEPTIONS	No	Yds	Avg	Long	TD			
Clements, Nate	4	74	18.5	62	0			
Harris, Walt	4	42	10.5	23	0			
Lewis, Michael M.	2	18	9.0	18	0			
Smith, Derek	1	4	4.0	4	0			
Spencer, Shawntae	1	0	0.0	0	0			
49ERS	12	138	11.5	62	0			
OPPONENTS	17	298	17.5	73t	3			
KICKOFF RETURNS	No	Yds	Avg	Long	TD			
Hicks, Maurice	63	1502	23.8	55	0			
Lewis, Michael L.	5	86	17.2	24	0			
Walker, Delanie	3	63	21.0	30	0			
Robinson, Michael	2	51	25.5	30	0			
49ERS	73	1702	23.3	55	0			
OPPONENTS	45	982	21.8	98t	1			
PUNT RETURNS	Ret	FC	Yds	Avg	Long	TD		
Lewis, Michael L.	44	4	336	7.6	51	0		
Clements, Nate	7	0	115	16.4	41	0		
Williams, Brandon TM	5	5	32	6.4	12	0		
49ERS	56	9	483	8.6	51	0		
OPPONENTS	53	16	402	7.6	76t	1		
PUNTING	No	Yds	Avg	Net	TB	I-20	Lg	B
Lee, Andy	105	4968	47.3	41.0	13	42	74	0
49ERS	105	4968	47.3	41.0	13	42	74	0
OPPONENTS	89	3644	40.9	33.9	7	26	63	1
PASSING	Att	Comp	Pct	Yds	LG	TD	Int	QB
Dilfer, Trent	219	113	51.6	1166	57t	7	12	55.1
Smith, Alex	193	94	48.7	914	45	2	4	57.2
Hill, Shaun	79	54	68.4	501	26	5	1	101.3
Weinke, Chris	22	13	59.1	104	21	1	0	86.2
49ERS	513	274	53.4	2685	57t	15	17	64.3
OPPONENTS	543	345	63.5	3826	65	24	12	89.9

2008 (7-9)

Coach*

L	13	Arizona (67,186)/S-7	23
W	33	at Seattle (67,951)/S-14	(OT) 30
W	31	Detroit (67,249)/S-21	13
L	17	at New Orleans (70,008)/S-28	31
L	21	New England (67,650)/O-5	30
L	26	Philadelphia (67,640)/O-12	40
L	17	at New York Giants (78,676)/O-19	29
L	13	Seattle (67,504)/O-26	34
-	-	BYE/N-2	-
L	24	at Arizona (64,519)-MN/N-10	29
W	35	St. Louis (67,573)/N-16	16
L	22	at Dallas (63,272)/N-23	35
W	10	at Buffalo (70,988)/N-30	3
W	24	New York Jets (67,782)/D-7	14
L	9	at Miami (65,893)/D-14	14
W	17	at St. Louis (54,948)/D-21	16
W	27	Washington (67,519)/D-28	24
339			381

* Mike Nolan was fired after 7 games and Mike Singletary was appointed his successor.

TEAM STATISTICS	49ers	Opp
TOTAL FIRST DOWNS	287	293
Rushing	83	104
Passing	176	170
Penalty	28	19
TOTAL YARDS GAINED	4978	5216
By Rushing	1599	1709
By Passing	3379	3507
TOTAL PLAYS FROM SCRIMMAGE	961	1027
Rushes	397	452
Average Gain Per Rush	4.0	3.8
NET YARDS PASSING	3379	3507
Passes Attempted	509	545
Passes Completed	309	331
Percent Completed	60.7	60.7
Had Intercepted	19	22
Times Sacked	55	30
Lost Attempting to Pass	345	161
PUNTS	67	72
Total Yardage of Punts	3155	3054
Average Length	47.1	42.4
KICKOFF RETURNS	76	65
Total Yards Returned	1767	1515
Average Length of Return	23.3	23.3
PENALTIES	98	111
Yards Penalized	732	869
FUMBLES	36	16
Own Fumbles Recovered	20	10
Opponents' Fumbles Recovered	6	16
FIELD GOALS	29	35
Field Goals Attempted	33	42
TOTAL POINTS SCORED	339	381
Touchdowns Scored	36	39
Touchdowns Rushing	10	14
Touchdowns Passing	21	22
Touchdown Returns	5	3
Extra Points	34	38
Field Goals	29	35
Safeties	0	2
AVG. TIME OF POSSESSION	29:22	30:38

SCORING	TDs	Ru	Pa	Int	Fu	KO	Pu	PAT	FG	S	Pts
Nedney, Joe	0	0	0	0	0	0	0	34/34	33/29	0	121
Gore, Frank	8	6	2	0	0	0	0	0/0	0/0	0	50
Bruce, Isaac	7	0	7	0	0	0	0	0/0	0/0	0	42
Johnson, Bryant	3	0	3	0	0	0	0	0/0	0/0	0	18
Morgan, Josh	3	0	3	0	0	0	0	0/0	0/0	0	18
Davis, Vernon	2	0	2	0	0	0	0	0/0	0/0	0	12
Foster, DeShaun	2	1	1	0	0	0	0	0/0	0/0	0	12
Hill, Jason	2	0	2	0	0	0	0	0/0	0/0	0	12
Hill, Shaun	2	2	0	0	0	0	0	0/0	0/0	0	12
Rossum, Allen	2	1	0	0	0	1	0	0/0	0/0	0	12
Clements, Nate#	1	0	0	0	1	0	0	0/0	0/0	0	6

Rookie Names in Italic

(continued)

SCORING	TDs	Ru	Pa	Int	Fu	KO	Pu	PAT	FG	S	Pts
Staley, Joe	1	0	0	0	1	0	0	0/0	0/0	0	6
Strickland, Donald*	1	0	0	0	1	0	0	0/0	0/0	0	6
Walker, Delanie	1	0	1	0	0	0	0	0/0	0/0	0	6
Willis, Patrick	1	0	0	1	0	0	0	0/0	0/0	0	6
49ERS	36	10	21	1	1	1	0	34/34	33/29	0	339
OPPONENTS	39	14	22	2	1	0	0	38/38	42/35	2	381

ret blkcd punt, * ret blkcd FG

RUSHING	No	Yds	Avg	Long	TD
Gore, Frank	240	1036	4.3	41t	6
Foster, DeShaun	76	234	3.1	18	1
O'Sullivan, J.T.	30	145	4.8	18	0
Hill, Shaun	24	115	4.8	24	2
Robinson, Michael	19	50	2.6	10	0
Battle, Arnaz	1	18	18.0	18	0
Davis, Vernon	1	11	11.0	11	0
Hill, Jason	2	5	2.5	9	0
Rossum, Allen	1	1	1.0	1t	1
Bruce, Isaac	1	-3	-3.0	-3	0
Walker, Delanie	2	-13	-6.5	-3	0
49ERS	397	1599	4.0	41t	10
OPPONENTS	452	1709	3.8	50	14

RECEIVING	No	Yds	Avg	Long	TD
Bruce, Isaac	61	835	13.7	63	7
Johnson, Bryant	45	546	12.1	42	3
Gore, Frank	43	373	8.7	26	2
Davis, Vernon	31	358	11.5	57	2
Hill, Jason	30	317	10.6	33	2
Battle, Arnaz	24	318	13.3	36	0
Morgan, Josh	20	319	16.0	48t	3
Robinson, Michael	17	202	11.9	36	0
Foster, DeShaun	16	133	8.3	31	1
Walker, Delanie	10	155	15.5	53	1
Zeigler, Dominique	5	97	19.4	31	0
Keasey, Zak	3	25	8.3	12	0
Ryan, Sean	1	8	8.0	8	0
Bajema, Billy	2	34	17.0	29	0
Rossum, Allen	1	4	4.0	4	0
49ERS	309	3724	12.1	63	21
OPPONENTS	331	3668	11.1	81	22

INTERCEPTIONS	No	Yds	Avg	Long	TD
Harris, Walt	3	25	8.3	24	0
Spikes, Takeo	3	14	4.7	13	0
Clements, Nate	2	13	6.5	13	0
Brown, Tarell	2	1	0.5	1	0
Willis, Patrick	1	86	86.0	86t	1
Smith, Justin	1	0	0.0	0	0
49ERS	12	139	11.6	86t	1
OPPONENTS	19	358	18.8	75t	2

KICKOFF RETURNS	No	Yds	Avg	Long	TD
Rossum, Allen	47	1259	26.8	104t	1
Walker, Delanie	13	257	19.8	35	0
Robinson, Michael	6	135	22.5	34	0
Balmer, Kentwan	5	47	9.4	14	0
Bajema, Billy	2	27	13.5	14	0
Ryan, Sean	1	14	14.0	14	0
Battle, Arnaz	1	28	28.0	28	0
Spikes, Takeo	1	0	0.0	0	0
49ERS	76	1767	23.3	104t	1
OPPONENTS	65	1515	23.3	63	0

PUNT RETURNS	Ret	FC	Yds	Avg	Long	TD
Rossum, Allen	15	7	223	14.9	45	0
Battle, Arnaz	6	2	29	4.8	19	0
Clements, Nate	6	0	46	7.7	16	0
Zeigler, Dominique	2	3	0	0.0	0	0
49ERS	29	12	298	10.3	45	0
OPPONENTS	39	11	364	9.3	30	0

PUNTING	No	Yds	Avg	Net	TB	I-20	Lg	B
Lee, Andy	66	3155	47.8	39.0	9	13	82	1
49ERS	66	3155	47.1	39.0	9	13	82	1
OPPONENTS	72	3054	42.4	35.8	9	23	70	1

PASSING	Att	Comp	Pct	Yds	LG	TD	Int	QB
Hill, Shaun	288	181	62.8	2046	48t	13	8	87.5
O'Sullivan, J.T.	220	128	58.2	1678	63	8	11	73.6
Bruce, Isaac	1	0	0.0	0	0	0	0	0.0
49ERS	509	309	60.7	3724	63	21	19	81.3
OPPONENTS	545	331	60.7	3668	81	22	12	85.0

2009 (8-8)

Mike Singletary, Coach

W	20	at Arizona (61,981)/S-13	16
W	23	Seattle (69,732)/S-20	10
L	24	at Minnesota (63,398)/S-27	27
W	35	St. Louis (69,732)/O-4	0
L	10	Atlanta (70,820)/O-11	45
-	-	BYE/O-18	-
L	21	at Houston (66,229)/O-25	24
L	14	at Indianapolis (69,732)/N-1	18
L	27	Tennessee (69,732)/N-8	34
W	10	Chicago (70,445)-THU/N-12	6
L	24	at Green Bay (69,732)/N-22	30
W	20	Jacksonville (67,761)/N-29	3
L	17	at Seattle (69,732)/D-6	20
W	24	Arizona (67,782)-MNF/D-14	9
L	13	at Philadelphia (69,144)/D-20	27
W	20	Detroit (69,732)/D-27	6
W	28	at St. Louis (47,965)/J-3	6
330			281

TEAM STATISTICS	49ers	Opp
TOTAL FIRST DOWNS	238	278
Rushing	77	77
Passing	137	176
Penalty	24	25
TOTAL YARDS GAINED	4652	5222
By Rushing	1600	1552
By Passing	3052	3670
TOTAL PLAYS FROM SCRIMMAGE	939	1050
Rushes	371	426
Average Gain Per Rush	4.3	3.6
NET YARDS PASSING	3052	3670
Passes Attempted	528	580
Passes Completed	312	352
Percent Completed	59.1	60.7
Had Intercepted	14	18
Times Sacked	40	44
Lost Attempting to Pass	241	293
PUNTS	99	95
Total Yardage of Punts	4711	4295
Average Length	47.6	45.2
KICKOFF RETURNS	52	65
Total Yards Returned	1135	1415
Average Length of Return	21.8	21.8
PENALTIES	98	114
Yards Penalized	758	969
FUMBLES	24	29
Own Fumbles Recovered	14	14
Opponents' Fumbles Recovered	15	10
FIELD GOALS	19	29
Field Goals Attempted	24	34
TOTAL POINTS SCORED	330	281
Touchdowns Scored	39	28
Touchdowns Rushing	12	12
Touchdowns Passing	23	14
Touchdown Returns	4	2
Extra Points	39	26
Field Goals	19	29
Safeties	0	0
AVG. TIME OF POSSESSION	29:47	30:14

SCORING	TDs	Ru	Pa	Int	Fu	KO	Pu	PAT	FG	S	Pts
Nedney, Joe	0	0	0	0	0	0	0	33/33	21/17	0	84
Gore, Frank	13	10	3	0	0	0	0	0/0	0/0	0	78
Davis, Vernon	13	0	13	0	0	0	0	0/0	0/0	0	78
Morgan, Josh	3	0	3	0	0	0	0	0/0	0/0	0	18
Crabtree, Michael	2	0	2	0	0	0	0	0/0	0/0	0	12
Hill, Jason	2	0	2	0	0	0	0	0/0	0/0	0	12
Schmitt, Ricky	0	0	0	0	0	0	0	2/2	3/2	0	8
Coffee, Glen	1	1	0	0	0	0	0	0/0	0/0	0	6
McKillop, Scott	0	0	0	0	1*	0	0	0/0	0/0	0	6
McDonald, Ray	1	0	0	0	1&	0	0	0/0	0/0	0	6
Willis, Patrick	1	0	0	1	0	0	0	0/0	0/0	0	6
Clements, Nate	1	0	0	0	1#	0	0	0/0	0/0	0	6
Norris, Moran	1	1	0	0	0	0	0	0/0	0/0	0	6
Andrus, Shane	0	0	0	0	0	0	0	4/4	0/0	0	4
49ERS	39	12	23	1	3	0	0	39/39	24/19	0	330
OPPONENTS	28	12	14	1	0	1	0	27/26	34/29	0	281

*ret special teams FR, # ret blkcd FG, & ret on FR

Rookie Names in Italic

RUSHING	No	Yds	Avg	Long	TD
Gore, Frank	229	1120	4.9	80t	10
Coffee, Glen	83	226	2.7	17	1
Hill, Shaun	8	70	8.8	22	0
Morgan, Josh	5	61	12.2	20	0
Smith, Alex	24	51	2.1	11	0
Norris, Moran	14	41	2.9	15	1
Walker, Delanie	3	34	11.3	16	0
Spurlock, Micheal	1	3	3.0	3	0
Robinson, Michael	3	2	0.7	4	0
Bruce, Isaac	1	-8	-8.0	-8	0
49ERS	371	1600	4.3	80t	12
OPPONENTS	426	1552	3.6	41	12

RECEIVING	No	Yds	Avg	Long	TD
Davis, Vernon	78	965	12.4	73t	13
Morgan, Josh	52	527	10.1	61	3
Gore, Frank	52	406	7.8	48	3
Crabtree, Michael	48	625	13.0	50	2
Bruce, Isaac	21	264	12.6	50	0
Walker, Delanie	21	233	11.1	39	0
Coffee, Glen	11	76	6.9	12	0
Hill, Jason	9	90	10.0	30	2
Norris, Moran	7	31	4.4	11	0
Robinson, Michael	6	24	4.0	8	0
Battle, Arnaz	5	40	8.0	12	0
Jones, Brandon	1	18	18.0	18	0
Smith, Alex	1	-6	-6.0	-6	0
49ERS	312	3293	10.6	73t	23
OPPONENTS	352	3963	11.3	90t	14

INTERCEPTIONS	No	Yds	Avg	Long	TD
Goldson, Dashon	4	39	9.8	34	0
Bly, Dre'	3	66	22.0	31	0
Willis, Patrick	3	33	11.0	23t	1
Brown, Tarell	2	52	26.0	51	0
Spencer, Shawntae	2	2	1.0	2	0
Roman, Mark	1	27	27.0	27	0
Franklin, Aubrayo	1	10	10.0	10	0
Clements, Nate	1	8	8.0	8	0
Lewis, Michael	1	0	0.0	0	0
49ERS	18	237	13.2	51	1
OPPONENTS	14	168	12.0	43	1

KICKOFF RETURNS	No	Yds	Avg	Long	TD
Robinson, Michael	18	414	23.0	40	0
Morgan, Josh	13	367	28.2	76	0
Rossum, Allen	7	152	21.7	40	0
Walker, Delanie	5	85	17.0	25	0
Battle, Arnaz	3	68	22.7	26	0
Coffee, Glen	3	42	14.0	16	0
Balmer, Kentwan	2	7	3.5	4	0
Norris, Moran	1	0	0.0	0	0
49ERS	52	1135	21.8	76	0
OPPONENTS	65	1415	21.8	101t	1

PUNT RETURNS	Ret	FC	Yds	Avg	Long	TD
Battle, Arnaz	21	10	61	2.9	18	0
Rossum, Allen	12	1	84	7.0	14	0
Jones, Brandon	9	1	26	2.9	13	0
Clements, Nate	4	1	38	9.5	12	0
Smith, Reggie	3	0	7	2.3	9	0
49ERS	49	13	216	4.4	18	0
OPPONENTS	57	14	495	8.7	56	0

PUNTING	No	Yds	Avg	Net	TB	I-20	Lg	B
Lee, Andy	99	4711	47.6	41.0	8	30	64	0
49ERS	99	4711	47.6	41.0	8	30	64	0
OPPONENTS	95	4295	45.2	41.5	7	31	67	0

PASSING	Att	Comp	Pct	Yds	LG	TD	Int	QB
Smith, Alex	372	225	60.5	2350	73t	18	12	81.5
Hill, Shaun	155	87	56.1	943	61	5	2	79.6
Spurlock, Micheal	1	0	0.0	0	0	0	0	39.6
49ERS	528	312	59.1	3293	73t	23	14	80.8
OPPONENTS	580	352	60.7	3963	90t	14	18	76.2

2010 (6-10)

Mike Singletary/Jim Tomsula, Coach*

L	6	at Seattle (67,044), S-12	31
L	22	New Orleans (69,732)-MON/S-20	25
L	10	at Kansas City (68,188), S-26	31
L	14	at Atlanta (66,874), O-3	16
L	24	Philadelphia (69,732)-SUN/O-10	27
W	17	Oakland (69,732), O-17	9
L	20	at Carolina (72,741), O-24	23
W	24	Denver (83,841), O-31	16
-	-	BYE/N-7	-
W	23	St. Louis (69,732), N-14 (OT)	20
L	0	Tampa Bay (69,732), N-21	21
W	27	at Arizona (62,308)-MNF/N-29	6
L	16	at Green Bay (70,575), D-5	34
W	40	Seattle (69,732), D-12	21
L	7	at San Diego (67,820)-THU/D-16	34
L	17	at St. Louis (52,820), D-26	25
W	38	Arizona (69,732), J-2	7

305 346

* Mike Singletary was fired after 15 games and Jim Tomsula was appointed his successor.

TEAM STATISTICS	49ers	Opp
TOTAL FIRST DOWNS	251	299
Rushing	85	86
Passing	149	188
Penalty	17	25
TOTAL YARDS GAINED	5013	5244
By Rushing	1657	1547
By Passing	3356	3697
TOTAL PLAYS FROM SCRIMMAGE	945	1033
Rushes	401	447
Average Gain Per Rush	4.1	3.5
NET YARDS PASSING	3356	3697
Passes Attempted	500	550
Passes Completed	282	358
Percent Completed	56.4	65.1
Had Intercepted	15	15
Times Sacked	44	36
Lost Attempting to Pass	257	244
PUNTS	91	84
Total Yardage of Punts	4203	3571
Average Length	46.2	42.5
KICKOFF RETURNS	61	67
Total Yards Returned	1187	1485
Average Length of Return	19.5	22.2
PENALTIES	112	97
Yards Penalized	933	839
FUMBLES	22	18
Own Fumbles Recovered	14	11
Opponents' Fumbles Recovered	7	8
FIELD GOALS	22	28
Field Goals Attempted	27	33
TOTAL POINTS SCORED	305	346
Touchdowns Scored	34	37
Touchdowns Rushing	10	9
Touchdowns Passing	19	25
Touchdown Returns	5	3
Extra Points	33	36
Field Goals	22	28
Safeties	0	0
AVG. TIME OF POSSESSION	28:37	31:23

SCORING	TDs	Ru	Pa	Int	Fu	KO	Pu	PAT	FG	S	Pts
Nedney, Joe	0	0	0	0	0	0	0	17/17	11/13	0	50
Davis, Vernon	7	0	7	0	0	0	0	0/0	0/0	0	44
Reed, Jeff	0	0	0	0	0	0	0	13/13	9/10	0	40
Crabtree, Michael	6	0	6	0	0	0	0	0/0	0/0	0	36
Westbrook, Brian	5	4	1	0	0	0	0	0/0	0/0	0	30
Gore, Frank	5	3	2	0	0	0	0	0/0	0/0	0	30
Ginn, Ted	2	0	1	0	0	0	1	0/0	0/0	0	12
Dixon, Anthony	2	2	0	0	0	0	0	0/0	0/0	0	12
Morgan, Joshua	2	0	2	0	0	0	0	0/0	0/0	0	12
Andrus, Shane	0	0	0	0	0	0	0	3/3	2/4	0	9
McDonald, Ray	1	0	0	1	0	0	0	0/0	0/0	0	6
Goldson, Dashon	1	0	0	1	0	0	0	0/0	0/0	0	6
Brown, Tarell	1	0	0	1	0	0	0	0/0	0/0	0	6
Smith, Troy	1	1	0	0	0	0	0	0/0	0/0	0	6
Mays, Taylor	1	0	0	0	1*	0	0	0/0	0/0	0	6
49ERS	34	10	19	3	1	0	1	33/33	27/22	0	305
OPPONENTS	37	9	25	1	1	1	0	37/36	33/28	0	346

*ret blocked punt | 2-pt conversions: Team: 1-1, Opponents: 0-0

Rookie Names in Italic

RUSHING	No	Yds	Avg	Long	TD
Gore, Frank	203	853	4.2	64	3
Westbrook, Brian	77	340	4.4	30	4
Dixon, Anthony	70	237	3.4	34	2
Smith, Troy	23	121	5.3	16	1
Smith, Alex	18	60	3.3	12	0
Walker, Delanie	3	18	6.0	10	0
Morgan, Joshua	2	17	8.5	13	0
Ginn, Ted	2	11	5.5	9	0
Norris, Moran	3	0	0.0	1	0
49ERS	401	1657	4.1	64	10
OPPONENTS	447	1547	3.5	43	9

RECEIVING	No	Yds	Avg	Long	TD
Davis, Vernon	56	914	16.3	66t	7
Crabtree, Michael	55	741	13.5	60t	6
Gore, Frank	46	452	9.8	41	2
Morgan, Joshua	44	698	15.9	65	2
Walker, Delanie	29	331	11.4	38	0
Westbrook, Brian	16	150	9.4	62t	1
Ginn, Ted	12	163	13.6	37t	1
Zeigler, Dominique	9	98	10.9	20	0
Byham, Nate	5	27	5.4	9	0
Dixon, Anthony	5	11	2.2	8	0
Norris, Moran	4	20	5.0	8	0
Williams, Kyle	1	8	8.0	8	0
49ERS	282	3613	12.8	66t	19
OPPONENTS	358	3941	11.0	71	25

INTERCEPTIONS	No	Yds	Avg	Long	TD
Clements, Nate	3	46	15.3	39	0
Spikes, Takeo	3	9	3.0	6	0
Spencer, Shawntae	3	0	0.0	0	0
Brown, Tarell	1	62	62.0	62t	1
Goldson, Dashon	1	39	39.0	39t	1
Brooks, Ahmad	1	32	32.0	32	0
McDonald, Ray	1	31	31.0	31t	1
Smith, Reggie	1	20	20.0	20	0
Lawson, Manny	1	0	0.0	0	0
49ERS	15	239	15.9	62t	3
OPPONENTS	15	182	12.1	41	1

KICKOFF RETURNS	No	Yds	Avg	Long	TD
Ginn, Ted	47	992	21.1	61	0
Walker, Delanie	5	70	14.0	20	0
Williams, Kyle	4	82	20.5	30	0
Morgan, Joshua	2	19	9.5	13	0
Norris, Moran	1	12	12.0	12	0
Wragge, Tony	1	12	12.0	12	0
Crabtree, Michael	1	0	0.0	0	0
49ERS	61	1187	19.5	61	0
OPPONENTS	67	1485	22.2	92t	1

PUNT RETURNS	Ret	FC	Yds	Avg	Long	TD
Ginn, Ted	24	18	321	13.4	78t	1
Adams, Phillip	4	0	29	7.3	16	0
Williams, Kyle	3	6	16	5.3	9	0
Smith, Reggie	0	1	0	0.0	0	0
49ERS	31	25	366	11.8	78t	1
OPPONENTS	54	12	483	8.9	43	0

PUNTING	No	Yds	Avg	Net	TB	I-20	Lg	B
Lee, Andy	91	4203	46.2	38.2	12	34	64	0
49ERS	91	4203	46.2	38.2	12	34	64	0
OPPONENTS	83	3571	42.5	37.4	3	29	65	1

PASSING	Att	Comp	Pct	Yds	LG	TD	Int	QB
Smith, Alex	342	204	59.6	2370	62t	14	10	82.1
Smith, Troy	145	73	50.3	1176	66t	5	4	77.8
Carr, David	13	5	38.5	67	22	0	1	23.6
49ERS	500	282	56.4	3613	66t	19	15	79.3
OPPONENTS	550	358	65.1	3941	71	25	15	90.0

2011 (13-3/14-4)

NFC West Champions

Jim Harbaugh, Coach

W	33	Seattle (69,732), S-11	17
L	24	Dallas (69,732), S-18	(OT) 27
W	13	at Cincinnati (43,363), S-25	8
W	24	at Philadelphia (69,144), O-2	23
W	48	Tampa Bay (69,732), O-9	3
W	25	at Detroit (62,061), O-16	19
-	-	BYE/O-23	-
W	20	Cleveland (69,732), O-30	20
W	19	at Washington (78,032), N-6	11
W	27	New York Giants (69,732), N-13	20
W	23	Arizona (69,732), N-20	7
L	6	at Baltimore (71,345)-THU/N-24	16
W	26	St. Louis (69,732), D-4	0
L	19	at Arizona (60,808), D-11	21
W	20	Pittsburgh (69,732)-MNF/D-19	3
W	19	at Seattle (66,697), D-24	17
W	34	at St. Louis (55,990), J-1	27
380			229
NFC DIVISIONAL ROUND - JAN. 14			
(at San Francisco - Candlestick Park)			
W	36	New Orleans (69,732)-SA	32
NFC CHAMPIONSHIP - JAN. 22			
(at San Francisco - Candlestick Park)			
L	17	New York Giants (69,732)	(OT) 20

TEAM STATISTICS

TOTAL FIRST DOWNS	49ers	Opp
Rushing	282	267
Passing	101	53
Penalty	150	190
	31	24
TOTAL YARDS GAINED	4974	4931
By Rushing	2044	1236
By Passing	2930	3695
TOTAL PLAYS FROM SCRIMMAGE	993	974
Rushes	498	353
Average Gain Per Rush	4.1	3.5
NET YARDS PASSING	2044	3695
Passes Attempted	451	579
Passes Completed	277	333
Percent Completed	61.4	57.5
Had Intercepted	5	23
Times Sacked	44	42
Lost Attempting to Pass	263	283
PUNTS	79	87
Total Yardage of Punts	3970	3911
Average Length	50.3	45.0
KICKOFF RETURNS	39	46
Total Yards Returned	1060	1061
Average Length of Return	27.2	23.1
PENALTIES	113	98
Yards Penalized	1014	867
FUMBLES	14	31
Own Fumbles Recovered	9	16
Opponents' Fumbles Recovered	15	5
FIELD GOALS	44	22
Field Goals Attempted	52	27
TOTAL POINTS SCORED	380	229
Touchdowns Scored	35	23
Touchdowns Rushing	14	3
Touchdowns Passing	18	20
Touchdown Returns	3	0
Extra Points	34	21
Field Goals	44	22
Safeties	1	1
AVG. TIME OF POSSESSION	32:02	27:58
SCORING	TDs Ru Pa Int Fu KO Pu PAT FG S Pts	
Akers, Davis	0 0 0 0 0 0 0 0 34/34 44/52 0 166	
Gore, Frank	8 8 0 0 0 0 0 0 0/0 0/0 0 48	
Davis, Vernon	6 0 6 0 0 0 0 0 0/0 0/0 0 36	
Crabtree, Michael	4 0 4 0 0 0 0 0 0/0 0/0 0 26	
Williams, Kyle	3 0 3 0 0 0 0 0 0/0 0/0 0 18	
Walker, Delanie	3 0 3 0 0 0 0 0 0/0 0/0 0 18	
Ginn Jr., Ted	2 0 0 0 0 1 1 0/0 0/0 0 12	
Dixon, Anthony	2 2 0 0 0 0 0 0 0/0 0/0 0 12	
Hunter, Kendall	2 2 0 0 0 0 0 0 0/0 0/0 0 12	
Smith, Alex	2 2 0 0 0 0 0 0 0/0 0/0 0 12	
Miller, Bruce	1 0 1 0 0 0 0 0 0/0 0/0 0 6	

Rookie Names in Italic

(continued)

SCORING	TDs Ru Pa Int Fu KO Pu PAT FG S Pts
Rogers, Carlos	1 0 0 1 0 0 0 0/0 0/0 0 6
Morgan, Joshua	1 0 1 0 0 0 0 0/0 0/0 0 6
Smith, Aldon	0 0 0 0 0 0 0 0/0 0/0 1 2
49ERS	35 14 18 1 0 1 1 34/34 44/52 1 380
OPPONENTS	23 3 20 0 0 0 0 21/21 22/27 1 229
2-pt conversions: Team: 1-1, Opponents: 1-2	
RUSHING	No Yds Avg Long TD
Gore, Frank	282 1,211 4.3 55 8
Hunter, Kendall	112 473 4.2 44 2
Smith, Alex	52 179 3.4 14 2
Dixon, Anthony	29 87 3.0 9 2
Ginn Jr., Ted	8 68 8.5 24 0
Williams, Kyle	2 32 16.0 25 0
Miller, Bruce	4 8 2.0 3 0
Crabtree, Michael	1 6 6.0 6 0
Walker, Delanie	3 5 1.7 14 0
Kaepernick, Colin	2 -2 -1.0 -1 0
Davis, Venon	2 -5 -2.5 -2 0
Lee, Andy	1 -18 -18.0 -18 0
49ERS	498 2044 4.1 55 14
OPPONENTS	353 1236 3.5 34 3
RECEIVING	No Yds Avg Long TD
Crabtree, Michael	72 874 12.1 52t 4
Davis, Vernon	67 792 11.8 44 6
Williams, Kyle	20 241 12.1 56t 3
Ginn Jr., Ted	19 220 11.6 26 0
Walker, Delanie	19 198 10.4 29t 3
Gore, Frank	17 114 6.7 13 0
Hunter, Kendall	16 195 12.2 44 0
Morgan, Joshua	15 220 14.7 30t 1
Edwards, Braylon	15 181 12.1 24 0
Miller, Bruce	11 83 7.5 30t 1
Swain, Brett	2 15 7.5 9 0
Peelle, Justin	1 19 19.0 19 0
Sopoaga, Isaac	1 18 18.0 18 0
Staley, Joe	1 17 17.0 17 0
Dixon, Anthony	1 6 6.0 6 0
49ERS	277 3193 11.5 56t 18
OPPONENTS	333 3978 11.9 77 20
INTERCEPTIONS	No Yds Avg Long TD
Rogers, Carlos	6 106 17.7 31t 1
Goldson, Dashon	6 53 8.8 21 0
Brown, Tarell	4 15 3.8 11 0
Whitner, Donte	2 48 24.0 48 0
Brock, Tramaine	2 18 9.0 18 0
Culliver, Chris	1 23 23.0 23 0
Smith, Reggie	1 11 11.0 11 0
Willis, Patrick	1 10 10.0 10 0
49ERS	23 284 12.3 48 1
OPPONENTS	5 51 10.2 30 0
KICKOFF RETURNS	No Yds Avg Long TD
Ginn Jr., Ted	29 800 27.6 102t 1
Hunter, Kendall	6 156 26.0 43 0
Williams, Kyle	4 104 26.0 33 0
49ERS	39 1,060 27.2 102t 1
OPPONENTS	46 1,061 23.1 39 0
PUNT RETURNS	Ret FC Yds Avg Long TD
T. Ginn Jr.	38 18 466 12.3 55t 1
R. Smith	4 1 37 9.3 14 0
K. Williams	2 4 41 20.5 36 0
49ERS	44 23 544 12.4 55t 1
OPPONENTS	39 17 315 8.1 24 0
PUNTING	No Yds Avg Net TB I-20 Lg B
Lee, Andy	78 3,970 50.9 44.0 9 28 68 1
49ERS	78 3,970 50.3 44.0 9 28 68 1
OPPONENTS	87 3,911 45.0 37.1 7 21 77 0
PASSING	Att Comp Pct Yds LG TD Int QB
Smith, Alex	445 273 61.3 3144 56t 17 5 90.7
Kaepernick, Colin	5 3 60.0 35 19 0 0 81.3
Akers, David	1 1 100.0 14 14t 1 0 158.3
49ERS	451 277 61.4 3193 56t 18 5 91.5
OPPONENTS	579 333 57.5 3978 77 20 20 73.6

2012 (13-5-1)

NFC Champions

Jim Harbaugh, Coach

W	30	at Green Bay (70,523), S-9	22
W	27	Detroit (69,732)-SUN/S-16	19
L	13	at Minnesota (57,288), S-23	24
W	34	at New York Jets (79,088), S-30	0
W	45	Buffalo (69,732), 0-7	3
L	3	New York Giants (69,732), 0-14	26
W	13	Seattle (69,732)-THU/0-18	6
W	24	at Arizona (62,810)-MON/0-29	3
-	-	BYE/N-4	-
T	24	St. Louis (69,732), N-11	(OT) 24
W	32	Chicago (69,732)-MON/N-19	7
W	31	at New Orleans (73,147), N-25	21
L	13	at St. Louis (57,279), D-2	(OT) 16
W	27	Miami (69,732), D-9	13
W	41	at New England (68,756)-SUN/D-16	34
L	13	at Seattle (68,161)-SUN/D-23	42
W	27	Arizona (69,732), D-30	13

397 273

NFC DIVISIONAL ROUND - JAN. 12

(at San Francisco - Candlestick Park)

W	45	Green Bay (68,732)-SA	31
---	----	-----------------------	----

NFC CHAMPIONSHIP - JAN. 20

(at Atlanta - Georgia Dome)

W	28	Atlanta (60,863)	24
---	----	------------------	----

SUPER BOWL XLVII - FEB. 3

(at New Orleans - Mercedes-Benz Superdome)

L	31	Baltimore (71,024)	34
---	----	--------------------	----

TEAM STATISTICS		49ers	Opp
TOTAL FIRST DOWNS			
Rushing		322	284
Passing		128	72
Penalty		172	178
TOTAL YARDS GAINED			
By Rushing		22	34
By Passing		5789	4710
TOTAL PLAYS FROM SCRIMMAGE			
Rushes		2491	1507
Average Gain Per Rush		3298	3203
NET YARDS PASSING			
Passes Attempted		969	1012
Passes Completed		492	407
Percent Completed		5.1	3.7
Had Intercepted		3298	3203
Times Sacked		436	567
Lost Attempting to Pass		289	337
PUNTS			
Total Yardage of Punts		66.3	59.4
Average Length		8	14
KICKOFF RETURNS			
Total Yards Returned		41	38
Average Length of Return		253	270
PENALTIES			
Yards Penalized		67	79
FUMBLES			
Own Fumbles Recovered		3226	3609
Opponents' Fumbles Recovered		48.1	45.7
FIELD GOALS			
Field Goals Attempted		49	48
Field Goals Scored		1216	1289
TOTAL POINTS SCORED			
Touchdowns Scored		24.8	26.9
Touchdowns Rushing		109	93
Touchdowns Passing		960	758
Touchdown Returns		26	21
Extra Points		18	10
Field Goals		11	8
Safeties		29	22
AVG. TIME OF POSSESSION			
		30:49	29:11

SCORING												
	TDs	Ru	Pa	Int	Fu	KO	Pu	PAT	FG	S	Pts	
Akers, David	0	0	0	0	0	0	0	44/44	29/42	0	131	
Gore, Frank	10	8	1	0	1	0	0	0	0	0	60	
Crabtree, Michael	9	0	9	0	0	0	0	0	0	0	54	
Davis, Vernon	5	0	5	0	0	0	0	0	0	0	30	
Kaepernick, Colin	5	5	0	0	0	0	0	0	0	0	30	
Moss, Randy	3	0	3	0	0	0	0	0	0	0	18	
Walker, Delanie	3	0	3	0	0	0	0	0	0	0	18	
Hunter, Kendall	2	2	0	0	0	0	0	0	0	0	12	

Rookie Names in Italic

(continued)

SCORING												
	TDs	Ru	Pa	Int	Fu	KO	Pu	PAT	FG	S	Pts	
Dixon, Anthony	2	2	0	0	0	0	0	0	0	0	12	
Manningham, Mario	1	0	1	0	0	0	0	0	0	0	6	
Williams, Kyle	1	0	1	0	0	0	0	0	0	0	6	
Brooks, Ahmad	1	0	0	1	0	0	0	0	0	0	6	
Rogers, Carlos	1	0	0	0	1	0	0	0	0	0	6	
Whitner, Donte	1	0	0	1	0	0	0	0	0	0	6	
McDonald, Ray	0	0	0	0	0	0	0	0	0	0	1	2

49ERS 44 17 23 2 2 0 0 44/44 29/42 1 397

OPPONENTS 29 7 19 0 2* 0 1 22/27 27/27 1 273

*ret blocked FG | 2-pt conversions: Team: 0-0, Opponents: 2-2

RUSHING					
	No	Yds	Avg	Long	TD
Gore, Frank	258	1,214	4.7	37	8
Kaepernick, Colin	63	415	6.6	50t	5
Hunter, Kendall	72	371	5.2	26	2
Smith, Alex	31	132	4.3	24	0
James, LaMichael	27	125	4.6	26	0
Dixon, Anthony	21	78	3.7	9	2
Manningham, Mario	3	64	21.3	29	0
Goldson, Dashon	1	31	31	31	0
Williams, Kyle	4	21	5.3	9	0
Miller, Bruce	5	18	3.6	9	0
Crabtree, Michael	1	8	8	8	0
Jacobs, Brandon	5	7	1.4	3	0
Ginn Jr., Ted	1	7	7	7	0
49ers	492	2,491	5.1	50t	17
Opponents	407	1,507	3.7	35	7

RECEIVING					
	No	Yds	Avg	Long	TD
Crabtree, Michael	85	1,105	13	49t	9
Manningham, Mario	42	449	10.7	40	1
Davis, Vernon	41	548	13.4	53	5
Moss, Randy	28	434	15.5	55	3
Gore, Frank	28	234	8.4	26	1
Walker, Delanie	21	344	16.4	45	3
Williams, Kyle	14	212	15.1	57	1
Miller, Bruce	12	84	7	26	0
Hunter, Kendall	9	60	6.7	12	0
Celek, Garrett	4	51	12.8	35	0
James, LaMichael	3	29	9.7	15	0
Ginn Jr., Ted	2	1	0.5	1	0
49ers	289	3,551	12.3	57	23
Opponents	337	3,473	10.3	53	19

INTERCEPTIONS					
	No	Yds	Avg	Long	TD
Goldson, Dashon	3	21	7	20	0
Brown, Tarell	2	17	8.5	12	0
Culliver, Chris	2	4	2	4	0
Willis, Patrick	2	2	1	2	0
Rogers, Carlos	1	63	63	63	0
Brooks, Ahmad	1	50	50	50t	1
Whitner, Donte	1	42	42	42t	1
Bowman, NaVorro	1	11	11	11	0
Smith, Aldon	1	6	6	6	0
49ers	14	216	15.4	63	2
Opponents	8	70	8.8	24	0

KICKOFF RETURNS					
	No	Yds	Avg	Long	TD
James, LaMichael	14	417	29.8	62	0
Williams, Kyle	13	353	27.2	94	0
Ginn Jr., Ted	11	253	23.0	31	0
Hunter, Kendall	7	165	23.6	31	0
Walker, Delanie	4	28	7.0	18	0
49ers	49	1216	24.8	94	0
Opponents	48	1289	26.9	66	0

PUNT RETURNS						
	Ret	FC	Yds	Avg	Long	TD
Ginn Jr., Ted	32	12	326	10.2	38	0
Williams, Kyle	4	6	52	13.0	20	0
49ers	36	18	378	10.5	38	0
Opponents	36	18	249	6.9	75t	1

PUNTING								
	No	Yds	Avg	Net	TB	I-20	Lg	B
Lee, Andy	67	3226	48.1	43.2	4	36	66	0
49ers	67	3226	48.1	43.2	4	36	66	0
Opponents	78	3609	45.7	39.1	7	24	70	1

PASSING								
	Att	Comp	Pct	Yds	LG	TD	Int	QB
Kaepernick, Colin	218	136	62.4	1814	57	10	3	98.3
Smith, Alex	218	153	70.2	1737	55	13	5	104.1
Hunter, Kendall	0	0	0.0	0	0	0	0	0.0
49ERS	436	289	66.3	3551	57	23	8	101.2
OPPONENTS	567	337	59.4	3473	53	19	14	78.0

49ERS RECORD VS. OPPONENTS

(National Football League - 1950-Present)



ARIZONA CARDINALS

Overall: 26-17

Home: 15-8

Away: 11-9

Date	Win	Score	Location	Date	Win	Score	Location	Date	Win	Score	Location
11/18/51	Cardinals	27-21	SF*	11/06/88	Cardinals	24-23	P	12/24/06	Cardinals	26-20	SF
09/29/57	Cardinals	20-10	SF*	11/17/91	49ers	14-10	SF	09/10/07	49ers	20-17	SF
11/25/62	49ers	24-17	SL	11/01/92	Cardinals	24-14	P	11/25/07	49ers	37-31 (OT)	AZ
09/27/64	Cardinals	23-13	SF	10/24/93	49ers	28-14	SF	09/07/08	Cardinals	23-13	SF
09/22/68	49ers	35-17	SF	09/27/99	49ers	24-10	AZ	11/10/08	Cardinals	29-24	AZ
10/24/71	49ers	26-14	SL	10/01/00	49ers	27-20	SF	09/13/09	49ers	20-16	AZ
10/06/74	Cardinals	34-9	SF	10/27/02	49ers	38-28	SF	12/14/09	49ers	24-9	SF
10/31/76	Cardinals	23-20 (OT)	SL	12/21/02	49ers	17-14	AZ	11/29/10	49ers	27-6	AZ
11/12/78	Cardinals	16-10	SF	10/26/03	Cardinals	16-13 (OT)	AZ	01/02/11	49ers	38-7	SF
12/02/79	Cardinals	13-10	SF	12/07/03	49ers	50-14	SF	11/20/11	49ers	23-7	SF
09/14/80	49ers	24-21 (OT)	SL	10/10/04	49ers	31-28 (OT)	SF	12/11/11	Cardinals	21-19	AZ
11/21/82	49ers	31-20	SL	12/12/04	49ers	31-28 (OT)	AZ	10/29/12	49ers	24-3	AZ
09/18/83	49ers	42-27	SL	10/02/05	Cardinals	31-14	MC	12/30/12	49ers	27-13	SF
11/09/86	49ers	43-17	SF	12/04/05	Cardinals	17-10	SF				
10/18/87	49ers	34-28	SF	09/10/06	Cardinals	34-27	AZ				

* Chicago Cards (SL) - St. Louis (P) - Phoenix (AZ) - Arizona (MC) - Mexico City

Record: At Candlestick Park: (15-5)

University of Phoenix: (4-3)

Points: At Candlestick Park: (483-349)

University of Phoenix: (178-140)



ATLANTA FALCONS

Overall: 45-30-1

Home: 26-11

Away: 19-19-1

Date	Win	Score	Location	Date	Win	Score	Location	Date	Win	Score	Location
10/16/66	49ers	44-7	A	12/16/79	Falcons	31-21	A	09/19/93	49ers	37-30	SF
09/24/67	49ers	38-7	SF	09/28/80	Falcons	20-17	SF	12/11/93	Falcons	27-24	A
12/10/67	49ers	34-28	A	12/14/80	Falcons	35-10	A	10/16/94	49ers	42-3	A
09/29/68	49ers	28-13	SF	09/20/81	Falcons	34-17	A	12/04/94	49ers	50-14	SF
12/15/68	49ers	14-12	A	11/08/81	49ers	17-14	SF	09/10/95	49ers	41-10	SF
09/21/69	Falcons	24-12	A	12/19/82	Falcons	17-7	SF	12/24/95	Falcons	28-27	A
10/19/69	Falcons	21-7	SF	09/25/83	49ers	24-20	SF	09/29/96	49ers	39-17	SF
10/04/70	Falcons	21-0	A	11/20/83	Falcons	28-24	A	12/02/96	49ers	34-10	A
12/06/70	49ers	24-20	SF	09/30/84	49ers	14-5	SF	09/21/97	49ers	34-7	SF
09/19/71	Falcons	20-17	A	12/02/84	49ers	35-17	A	10/19/97	49ers	35-28	A
12/12/71	49ers	24-3	SF	09/15/85	49ers	35-16	SF	09/27/98	49ers	31-20	SF
10/29/72	49ers	49-14	A	10/06/85	49ers	38-17	A	11/15/98	Falcons	31-19	A
12/10/72	49ers	20-0	SF	10/19/86	Tie	10-10 (OT)	A	01/09/99 (d) Falcons	20-18	A	
10/07/73	49ers	13-9	A	11/23/86	49ers	20-0	SF	12/12/99	49ers	26-7	SF
10/28/73	Falcons	17-3	SF	10/11/87	49ers	25-17	A	01/03/00	Falcons	34-29	A
09/22/74	49ers	16-10	A	12/20/87	49ers	35-7	SF	09/03/00	Falcons	36-28	A
11/24/74	49ers	27-0	SF	09/18/88	Falcons	34-17	SF	11/19/00	49ers	16-6	SF
10/12/75	Falcons	17-3	SF	12/04/88	49ers	13-3	A	09/09/01	49ers	16-13 (OT)	SF
12/14/75	Falcons	31-9	A	11/12/89	49ers	45-3	SF	10/14/01	49ers	37-31 (OT)	A
10/23/76	49ers	15-0	SF	12/03/89	49ers	23-10	A	09/12/04	Falcons	21-19	SF
11/14/76	Falcons	21-16	A	09/23/90	49ers	19-13	SF	11/04/07	Falcons	20-16	A
10/09/77	Falcons	7-0	SF	10/14/90	49ers	45-35	A	10/11/09	Falcons	45-10	SF
11/06/77	49ers	10-3	A	10/13/91	Falcons	39-34	SF	10/03/10	Falcons	16-14	A
10/22/78	Falcons	20-17	SF	11/03/91	Falcons	17-14	A	1/20/13 (c) 49ers	28-24	A	
11/05/78	Falcons	21-10	A	10/18/92	49ers	56-17	SF				
10/21/79	49ers	20-15	SF	11/09/92	49ers	41-3	A				

(d) - NFC Divisional Playoff

(c) - NFC Championship Game

Record: At Candlestick Park: (23-10)

Georgia Dome: (6-8)

Points: At Candlestick Park: (788-474)

Georgia Dome: (392-311)



BALTIMORE RAVENS

Overall: 1-4

Home: 1-1

Away: 0-2

Neutral: 0-1

Date	Win	Score	Location	Date	Win	Score	Location	Date	Win	Score	Location
11/17/96	49ers	38-20	SF	10/07/07	Ravens	9-7	SF	2/3/13 (s)	Ravens	34-31	NO
11/30/03	Ravens	44-6	B	11/24/11	Ravens	16-6	B				

(s) - Super Bowl XLVII

(NO) - Mercedes-Benz Superdome (New Orleans, LA)

Record: At Candlestick Park: (1-1)

M&T Bank: (0-2)

Points: At Candlestick Park: (45-29)

M&T Bank: (12-60)



BUFFALO BILLS

Overall: 6–5

Home: 4–3

Away: 2–2

Date	Win	Score	Location	Date	Win	Score	Location	Date	Win	Score	Location
09/24/72	Bills	27–20	B	09/13/92	Bills	34–31	SF	12/26/04	Bills	41–7	SF
12/21/80	Bills	18–13	SF	12/03/95	49ers	27–17	SF	11/30/08	49ers	10–3	B
12/11/83	49ers	23–10	B	10/04/98	Bills	26–21	B	10/7/12	49ers	45–3	SF
12/17/89	49ers	21–10	SF	12/02/01	49ers	35–0	SF				

Record: At Candlestick Park: (4–3) Ralph Wilson Stadium: (2–1) **Points:** At Candlestick Park: (179–123) Ralph Wilson Stadium: (54–39)



CAROLINA PANTHERS

Overall: 7–10

Home: 3–5

Away: 4–5

Date	Win	Score	Location	Date	Win	Score	Location	Date	Win	Score	Location
11/05/95	Panthers	13–7	SF	11/08/98	49ers	25–23	SF	10/07/01	49ers	24–14	SF
12/10/95	49ers	31–10	C*	12/06/98	49ers	31–28 (OT)	C	11/18/01	49ers	25–22 (OT)	C
09/22/96	Panthers	23–7	C	10/17/99	Panthers	31–29	SF	11/14/04	Panthers	37–27	SF
12/08/96	Panthers	30–24	SF	12/18/99	Panthers	41–24	C	12/02/07	Panthers	31–14	C
09/29/97	49ers	34–21	C	09/10/00	Panthers	38–22	SF	10/24/10	Panthers	23–20	C
11/16/97	49ers	27–19	SF	10/22/00	Panthers	34–16	C				

* Clemson, SC

Record: At Candlestick Park: (3–5) Bank of America: (3–5) **Points:** At Candlestick Park: (185–205) Bank of America: (171–223)



CHICAGO BEARS

Overall: 32–29–1

Home: 22–12

Away: 10–17–1

Date	Win	Score	Location	Date	Win	Score	Location	Date	Win	Score	Location
09//24/50	Bears	32–20	SF	10/22/61	Bears	31–0	C	09/10/78	Bears	16–13	SF
11/19/50	Bears	17–0	C	11/19/61	49ers	41–31	SF	10/28/79	Bears	28–27	SF
10/21/51	Bears	13–7	C	09/16/62	Bears	30–14	SF	09/13/81	49ers	28–17	SF
10/19/52	49ers	40–16	C	10/14/62	49ers	34–27	C	11/27/83	Bears	13–3	C
11/02/52	Bears	20–17	SF	10/20/63	49ers	20–14	SF	01/06/85 (c)	49ers	23–0	SF
10/18/53	49ers	35–28	C	12/08/63	Bears	27–7	C	10/13/85	Bears	26–10	SF
11/01/53	49ers	24–14	SF	10/04/64	49ers	31–21	SF	12/14/87	49ers	41–0	SF
10/17/54	49ers	31–24	C	11/22/64	Bears	23–21	C	10/24/88	Bears	10–9	C
10/31/54	Bears	31–27	SF	09/19/65	49ers	52–24	SF	12/24/89	49ers	28–3	C
10/09/55	49ers	20–19	C	12/12/65	Bears	61–20	C	01/09/89 (c)	49ers	26–0	SF
10/23/55	Bears	34–23	SF	11/13/66	Tie	30–30	C	12/23/91	49ers	52–14	SF
10/14/56	Bears	31–7	C	12/11/66	49ers	41–14	SF	01/07/05 (d)	49ers	44–15	SF
10/28/56	Bears	38–21	SF	12/03/67	Bears	28–14	SF	12/17/00	49ers	17–0	SF
10/13/57	49ers	21–17	C	11/10/68	Bears	27–19	C	10/28/01	Bears	37–31 (OT)	C
10/27/57	49ers	21–17	SF	12/06/69	49ers	42–21	SF	09/07/03	49ers	49–7	SF
10/12/58	Bears	28–6	C	11/08/70	49ers	37–16	C	10/31/04	Bears	23–13	C
10/26/58	Bears	27–14	SF	10/17/71	49ers	13–0	SF	11/13/05	Bears	17–9	C
10/25/59	49ers	20–17	SF	11/19/72	49ers	34–21	C	10/29/06	Bears	41–10	C
11/15/59	Bears	14–3	C	11/17/74	49ers	34–0	C	11/12/09	49ers	10–6	SF
10/16/60	Bears	27–10	C	11/16/75	49ers	31–3	SF	11/19/12	49ers	32–7	SF
10/30/60	49ers	25–7	SF	09/19/76	Bears	19–12	SF				

(c) – NFC Championship

(d) – NFC Divisional Playoff

Record: At Candlestick Park: (12–4) Soldier Field: (3–6) **Points:** At Candlestick Park: (428–158) Soldier Field: (171–165)



CINCINNATI BENGALS

Overall: 11–3

Home: 5–1

Away: 4–2

Neutral: 2–0

Date	Win	Score	Location	Date	Win	Score	Location	Date	Win	Score	Location
09/29/74	Bengals	21–3	SF	09/20/87	49ers	27–26	C	12/05/99	Bengals	44–30	C
10/01/78	49ers	28–12	SF	01/22/89	49ers (s)	20–16	M	12/14/03	Bengals	41–38	C
12/06/81	49ers	21–3	C	12/09/90	49ers	20–17 (OT)	C	12/15/07	49ers	20–13	SF
01/24/82	49ers (s)	26–21	D	12/05/93	49ers	21–8	SF	9/25/11	49ers	13–8	C
11/04/84	49ers	23–17	SF	10/20/96	49ers	28–21	SF				

(s) – Super Bowl XVI & XXIII

(D) – Pontiac Silverdome (Pontiac, MI)

(M) – Joe Robbie Stadium (Miami, FL)

Record: At Candlestick Park: (5–1) Paul Brown Stadium: (1–1) **Points:** At Candlestick Park: (123–92) Paul Brown Stadium: (51–49)

CLEVELAND BROWNS Overall: 7-11 Home: 5-5 Away: 2-6

Date	Win	Score	Location	Date	Win	Score	Location	Date	Win	Score	Location
11/12/50	Browns	34-14	C	11/03/68	Browns	33-21	SF	11/29/87	49ers	38-24	SF
09/30/51	49ers	24-10	SF	09/27/70	49ers	34-31	SF	10/28/90	49ers	20-17	SF
11/15/53	Browns	23-21	C	12/01/74	Browns	7-0	C	09/13/93	Browns	23-13	C
10/02/55	Browns	38-3	SF	09/03/78	Browns	24-7	C	09/21/03	Browns	13-12	SF
11/29/59	49ers	21-20	C	11/15/81	Browns	15-12	SF	12/30/07	Browns	20-7	C
12/15/62	Browns	13-10	SF	11/11/84	49ers	41-7	C	10/30/11	49ers	20-10	SF

Record: At Candlestick Park: (5-5) Cleveland Browns Stadium: (0-1) **Points:** At Candlestick Park: (102-79) Cleveland Browns Stadium: (20-7)

DALLAS COWBOYS Overall: 16-16-1 Home: 9-8 Away: 7-8-1

Date	Win	Score	Location	Date	Win	Score	Location	Date	Win	Score	Location
11/20/60	49ers	26-14	D	09/09/79	Cowboys	21-13	SF	11/13/94	49ers	21-14	SF
11/10/63	49ers	31-24	SF	10/12/80	Cowboys	59-14	D	01/15/95 (c)	49ers	38-28	SF
11/07/65	Cowboys	39-31	D	10/11/81	49ers	45-14	SF	11/12/95	49ers	38-20	D
12/16/67	49ers	24-16	SF	01/10/82 (c)	49ers	28-27	SF	11/10/96	Cowboys	20-17 (OT)	SF
11/27/69	Tie	24-24	D	12/19/83	49ers	42-17	SF	11/02/97	49ers	17-10	SF
01/03/71 (c)	Cowboys	17-10	SF	12/22/85	49ers	31-16	SF	09/24/00	49ers	41-24	D
01/02/72 (c)	Cowboys	14-3	D	10/15/89	49ers	31-14	D	12/30/01	Cowboys	27-21	D
11/23/72	49ers	31-10	D	11/11/90	49ers	24-6	D	12/08/02	49ers	31-27	D
12/23/72 (d)	Cowboys	30-28	SF	01/17/93 (c)	Cowboys	30-20	SF	09/25/05	Cowboys	34-31	SF
11/10/74	Cowboys	20-14	D	10/17/93	Cowboys	26-17	D	11/23/08	Cowboys	35-22	D
12/12/77	Cowboys	42-35	SF	01/23/94 (c)	Cowboys	38-21	D	9/18/11	Cowboys	27-24 (OT)	SF

(c) - NFC Championship (d) - NFC Divisional Playoff
Record: At Candlestick Park: (9-8) Cowboys Stadium: (0-0) **Points:** At Candlestick Park: (390-327) Cowboys Stadium: (0-0)

DENVER BRONCOS Overall: 7-6 Home: 4-3 Away: 2-3 Neutral: 1-0

Date	Win	Score	Location	Date	Win	Score	Location	Date	Win	Score	Location
10/25/70	49ers	19-14	SF	10/09/88	Broncos	16-13 (OT)	SF	09/15/02	Broncos	24-14	SF
09/23/73	49ers	36-34	D	01/28/90 (s)	49ers	55-10	L	12/31/06	49ers	26-23 (OT)	D
11/18/79	Broncos	38-28	SF	12/17/94	49ers	42-19	SF	10/31/10	49ers	24-16	London
09/19/82	Broncos	24-21	D	12/15/97	49ers	34-17	SF				
11/11/85	Broncos	17-16	D	12/23/00	Broncos	38-9	D				

(s) - Super Bowl XXIV (Superdome - New Orleans, LA)
Record: At Candlestick Park: (2-3) Mile High Stadium: (1-0) **Points:** At Candlestick Park: (131-114) Mile High Stadium: (26-23)

DETROIT LIONS Overall: 37-27-1 Home: 23-10-1 Away: 14-17

Date	Win	Score	Location	Date	Win	Score	Location	Date	Win	Score	Location
10/08/50	Lions	24-7	D	10/09/60	49ers	14-10	D	10/23/77	49ers	28-7	SF
10/22/50	49ers	28-27	SF	11/06/60	Lions	24-0	SF	12/17/78	Lions	33-14	P
12/02/51	49ers	20-10	D	10/01/61	49ers	49-0	D	11/02/80	Lions	17-13	P
12/16/51	49ers	21-17	SF	11/05/61	Tie	20-20	SF	09/06/81	Lions	24-17	P
09/28/52	49ers	17-3	SF	09/23/62	Lions	45-24	D	12/31/83 (d)	49ers	24-23	SF
10/12/52	49ers	28-0	D	11/11/62	Lions	38-24	SF	09/02/84	49ers	30-27	P
10/11/53	Lions	24-21	D	10/06/63	Lions	26-3	D	10/20/85	Lions	23-21	P
10/25/53	Lions	14-10	SF	11/03/63	Lions	45-7	SF	10/02/88	49ers	20-13	SF
10/24/54	49ers	37-31	SF	09/13/64	Lions	26-17	SF	10/20/91	49ers	35-3	SF
11/14/54	Lions	48-7	D	12/13/64	Lions	24-7	D	12/28/92	49ers	24-6	SF
10/16/55	49ers	27-24	D	11/14/65	49ers	27-21	D	12/19/93	49ers	55-17	P
10/30/55	49ers	38-21	SF	12/05/65	49ers	17-14	SF	10/09/94	49ers	27-14	P
10/21/56	Lions	20-17	D	10/23/66	49ers	27-24	SF	09/25/95	Lions	27-24	P
11/04/56	Lions	17-13	SF	11/24/66	49ers	41-14	D	12/23/96	49ers	24-14	SF
11/03/57	49ers	35-31	SF	10/29/67	Lions	45-3	SF	12/14/98	49ers	35-13	SF
11/17/57	Lions	31-10	D	10/27/68	49ers	14-7	D	11/04/01	49ers	21-13	SF
12/22/57 (d)	Lions	31-27	SF	11/02/69	Lions	26-14	SF	10/05/03	49ers	24-17	SF
11/02/58	49ers	24-21	SF	11/22/70	Lions	28-7	D	11/12/06	49ers	19-13	D
11/16/58	Lions	35-21	D	12/19/71	49ers	31-27	SF	09/21/08	49ers	31-13	SF
10/18/59	49ers	34-13	D	11/04/73	Lions	30-20	D	12/27/09	49ers	20-6	SF
11/01/59	49ers	33-7	SF	10/14/74	Lions	17-13	D	10/16/11	49ers	25-19	D
				11/02/75	Lions	28-17	SF	9/16/12	49ers	27-19	SF

(d) - NFC Divisional Playoff (D) - Detroit (P) - Pontiac
Record: At Candlestick Park: (13-1) Ford Field: (2-0) **Points:** At Candlestick Park: (361-202) Ford Field: (44-32)



GREEN BAY PACKERS

Overall: 28–34–1

Home: 17–11–1

Away: 11–23

Date	Win	Score	Location	Date	Win	Score	Location	Date	Win	Score	Location
11/26/50	Packers	25–21	GB	10/21/62	Packers	31–13	M	12/06/87	49ers	23–12	GB
12/10/50	49ers	30–14	SF	12/09/62	Packers	31–21	SF	11/19/89	Packers	21–17	SF
12/09/51	49ers	31–19	SF	11/24/63	Packers	28–10	M	11/04/90	49ers	24–20	GB
12/14/52	49ers	24–14	SF	12/14/63	Packers	21–17	SF	01/06/96 (d) Packers	27–17	SF	
11/22/53	49ers	37–7	M	10/11/64	Packers	24–14	M	10/14/96	Packers	23–20 (OT)	GB
12/06/53	49ers	48–14	SF	11/15/64	49ers	24–14	SF	01/04/97 (d) Packers	35–14	GB	
10/10/54	49ers	23–17	M	10/10/65	Packers	27–10	GB	01/11/98 (c) Packers	23–10	SF	
12/05/54	49ers	35–0	SF	12/19/65	Tie	24–24	SF	11/01/98	Packers	36–22	GB
11/20/55	Packers	27–21	M	10/09/66	49ers	21–20	SF	01/03/99 (w) 49ers	30–27	SF	
12/04/55	Packers	28–7	SF	12/04/66	Packers	20–7	M	11/29/99	Packers	20–3	SF
11/18/56	49ers	17–16	GB	11/19/67	Packers	13–0	GB	10/15/00	Packers	31–28	GB
12/08/56	49ers	38–20	SF	12/01/68	49ers	27–20	SF	01/13/02 (w) Packers	25–15	GB	
10/20/57	49ers	24–14	M	09/28/69	Packers	14–7	M	12/15/02	Packers	20–14	SF
12/15/57	49ers	27–20	SF	11/01/70	49ers	26–10	SF	11/23/03	Packers	20–10	GB
11/23/58	49ers	33–12	M	11/05/72	Packers	34–24	M	12/10/06	Packers	30–19	SF
12/07/58	49ers	48–21	SF	11/26/73	49ers	20–6	SF	11/22/09	Packers	30–24	GB
10/11/59	Packers	21–20	GB	12/08/74	49ers	7–6	SF	12/5/10	Packers	34–16	GB
12/13/59	Packers	36–14	SF	09/12/76	49ers	26–14	GB	9/9/12	49ers	30–22	GB
10/23/60	Packers	41–14	M	12/18/77	Packers	16–14	M	1/12/13 (d) 49ers	45–31	SF	
12/10/60	Packers	13–0	SF	11/09/80	Packers	23–16	M				
09/24/61	Packers	30–10	GB	10/18/81	49ers	13–3	M				
12/10/61	49ers	22–21	SF	10/26/86	49ers	31–17	M				

(c) – NFC Championship (d) – NFC Divisional Playoff (w) – Wild Card Game (M) – Milwaukee (GB) – Green Bay

Record: At Candlestick Park: (4–6)	Lambeau Field: (4–14)	Points: At Candlestick Park: (182–211)	Lambeau Field: (330–434)
---	------------------------------	---	---------------------------------



HOUSTON TEXANS

Overall: 1–1

Home: 1–0

Away: 0–1

Date	Win	Score	Location	Date	Win	Score	Location
2005	49ers	20–17 (OT)	SF	2009	Texans	24–21	H

Record: At Candlestick Park: (1–0)	Reliant Stadium: (0–1)	Points: At Candlestick Park: (20–17)	Reliant Stadium: (21–24)
---	-------------------------------	---	---------------------------------



INDIANAPOLIS COLTS

Overall: 18–24

Home: 11–10

Away: 7–14

Date	Win	Score	Location	Date	Win	Score	Location	Date	Win	Score	Location
11/29/53	49ers	38–21	B	12/18/60	49ers	34–10	SF	09/15/68	Colts	27–10	B
12/13/53	49ers	45–14	SF	12/03/61	Colts	20–17	B	10/13/68	Colts	42–14	SF
11/28/54	Colts	17–13	B	12/16/61	Colts	27–24	SF	10/26/69	49ers	24–21	B
12/11/54	49ers	10–7	SF	10/07/62	49ers	21–13	B	11/16/69	49ers	20–17	SF
11/27/55	Colts	26–14	B	11/04/62	Colts	22–3	SF	11/12/72	49ers	24–21	SF
12/11/55	49ers	35–24	SF	09/22/63	Colts	20–14	SF	10/05/86	49ers	35–14	SF
12/02/56	49ers	20–17	B	10/13/63	Colts	20–3	B	09/10/89	49ers	30–24	I
12/16/56	49ers	30–17	SF	11/01/64	Colts	37–7	B	10/15/95	Colts	18–17	I
11/24/57	Colts	27–21	B	11/29/64	Colts	14–3	SF	10/18/98	49ers	34–31	SF
12/08/57	49ers	17–13	SF	10/03/65	Colts	27–24	B	11/25/01	49ers	40–21	I
11/30/58	Colts	35–27	B	10/31/65	Colts	34–28	SF	10/09/05	Colts	28–3	SF
12/14/58	49ers	21–12	SF	09/25/66	Colts	36–14	B	11/01/09	Colts	18–14	I
11/22/59	Colts	45–14	B	12/18/66	Colts	30–14	SF				
12/05/59	Colts	34–14	SF	10/01/67	Colts	41–7	B				
11/27/60	49ers	30–22	B	11/26/67	Colts	26–9	SF				

(B) – Baltimore (I) – Indianapolis

Record: At Candlestick Park: (3–1)	Lucas Oil Stadium: (0–1)	Points: At Candlestick Park: (96–94)	Lucas Oil Stadium: (14–18)
---	---------------------------------	---	-----------------------------------



JACKSONVILLE JAGUARS


Overall: 1–2

Home: 1–0


Away: 0–2

Date	Win	Score	Location	Date	Win	Score	Location	Date	Win	Score	Location
09/12/99	Jaguars	41–3	J	12/18/05	Jaguars	10–9	J	11/29/09	49ers	20–3	SF

Record: At Candlestick Park: (1–0)	Jacksonville Municipal: (0–2)	Points: At Candlestick Park: (20–3)	Jacksonville Municipal: (12–51)
---	--------------------------------------	--	--


 KANSAS CITY CHIEFS				Overall: 6–5				Home: 4–1		Away: 2–4			
Date	Win	Score	Location	Date	Win	Score	Location	Date	Win	Score	Location		
12/06/71	Chiefs	26–17	SF	12/14/91	49ers	28–14	SF	11/10/02	49ers	17–13	SF		
10/05/75	49ers	20–3	KC	09/11/94	Chiefs	24–17	KC	10/01/06	Chiefs	41–0	KC		
12/26/82	49ers	26–13	KC	11/30/97	Chiefs	44–9	KC	09/26/10	Chiefs	31–10	KC		
11/17/85	49ers	31–3	SF	11/12/00	49ers	21–7	SF						

Record: At Candlestick Park: (4–1) Arrowhead Stadium: (2–4) **Points:** At Candlestick Park: (114–63) Arrowhead Stadium: (82–156)

 MIAMI DOLPHINS				Overall: 6–6				Home: 3–3		Away: 2–3		Neutral: 1–0	
Date	Win	Score	Location	Date	Win	Score	Location	Date	Win	Score	Location		
09/16/73	Dolphins	21–13	M	01/20/85 (s)	49ers	38–16	ST	12/16/01	49ers	21–0	SF		
09/25/77	Dolphins	19–15	SF	09/28/86	49ers	31–16	M	11/28/04	Dolphins	24–17	SF		
11/16/80	Dolphins	17–13	M	12/06/92	49ers	27–3	SF	12/14/08	Dolphins	14–9	M		
11/06/83	Dolphins	20–17	SF	11/20/95	49ers	44–20	M	12/9/12	49ers	27–13	SF		


(s) – Super Bowl XIX (Stanford, CA)

Record: At Candlestick Park: (3–3) Sun Life Stadium: (1–1) **Points:** At Candlestick Park: (124–79) Sun Life Stadium: (53–34)

 MINNESOTA VIKINGS				Overall: 22–22–1				Home: 13–8–1		Away: 9–14			
Date	Win	Score	Location	Date	Win	Score	Location	Date	Win	Score	Location		
10/15/61	49ers	38–24	M	11/07/71	49ers	13–9	M	09/15/91	Vikings	17–14	M		
11/26/61	49ers	38–28	SF	12/16/72	49ers	20–17	SF	12/13/92	49ers	20–17	M		
09/30/62	49ers	21–7	SF	10/14/73	Vikings	17–13	SF	10/03/93	49ers	38–19	SF		
12/02/62	49ers	35–12	M	09/21/75	Vikings	27–17	M	12/26/94	Vikings	21–14	M		
09/15/63	Vikings	24–20	SF	11/29/76	49ers	20–16	SF	12/18/95	49ers	37–30	SF		
09/29/63	Vikings	45–14	M	12/04/77	Vikings	28–27	M	12/07/97	49ers	28–17	SF		
10/25/64	Vikings	27–22	SF	09/02/79	Vikings	28–22	M	01/03/98 (d)	49ers	38–22	SF		
11/08/64	Vikings	24–7	M	09/08/83	49ers	48–17	M	10/24/99	Vikings	40–16	M		
10/24/65	Vikings	42–41	SF	12/08/84	49ers	51–7	SF	09/28/03	Vikings	35–7	M		
11/28/65	49ers	45–24	M	09/08/85	Vikings	28–21	M	11/05/06	49ers	9–3	SF		
09/11/66	Tie	20–20	SF	10/12/86	Vikings	27–24 (OT)	SF	12/09/07	Vikings	27–7	SF		
10/30/66	Vikings	28–3	M	01/09/88 (d)	Vikings	36–24	SF	9/27/09	Vikings	27–24	M		
09/17/67	49ers	27–21	M	10/30/88	49ers	24–21	SF	9/23/12	Vikings	24–13	M		
12/08/68	Vikings	30–20	SF	01/01/89 (d)	49ers	34–9	SF						
12/14/69	Vikings	10–7	M	01/06/90 (d)	49ers	41–13	SF						
12/27/70 (d)	49ers	17–14	M	12/30/90	49ers	20–17	M						


(d) – NFC Divisional Playoff

Record: At Candlestick Park: (11–4) Metrodome: (3–7) **Points:** At Candlestick Park: (408–281) Metrodome: (197–243)

 NEW ENGLAND PATRIOTS				Overall: 8–4				Home: 4–1		Away: 4–3			
Date	Win	Score	Location	Date	Win	Score	Location	Date	Win	Score	Location		
10/31/71	49ers	27–10	SF	12/14/86	49ers	29–24	NE	12/20/98	Patriots	24–21	NE		
10/26/75	Patriots	24–16	NE	10/22/89	49ers	37–20	S	01/02/05	Patriots	21–7	NE		
11/30/80	49ers	21–17	SF	10/11/92	49ers	24–12	NE	10/05/08	Patriots	30–21	SF		
10/02/83	49ers	33–13	NE	09/17/95	49ers	28–3	SF	12/16/12	49ers	41–34	NE		


(S) – Stanford, CA

Record: At Candlestick Park: (3–1) Gillette Stadium: (1–1) **Points:** At Candlestick Park: (97–60) Gillette Stadium: (48–55)

 NEW ORLEANS SAINTS				Overall: 47–24–2				Home: 23–11–2		Away: 24–13			
Date	Win	Score	Location	Date	Win	Score	Location	Date	Win	Score	Location		
10/22/67	49ers	27–13	SF	12/20/81	49ers	21–17	NO	11/28/94	49ers	35–14	NO		
11/23/69	Saints	43–38	NO	11/28/82	Saints	23–20	SF	09/03/95	49ers	24–22	NO		
10/18/70	Tie	20–20	SF	10/16/83	49ers	32–13	NO	10/29/95	Saints	11–7	SF		
12/13/70	49ers	38–27	NO	11/13/83	49ers	27–0	SF	09/01/96	49ers	27–11	SF		
09/26/71	49ers	38–20	NO	09/16/84	49ers	30–20	SF	11/03/96	49ers	24–17	NO		
11/14/71	Saints	26–20	SF	11/25/84	49ers	35–3	NO	09/14/97	49ers	33–7	SF		
10/01/72	49ers	37–2	NO	09/29/85	Saints	20–17	SF	10/26/97	49ers	23–0	NO		
10/22/72	Tie	20–20	SF	12/15/85	49ers	31–19	NO	10/11/98	49ers	31–0	NO		
10/21/73	49ers	40–0	SF	09/21/86	49ers	26–17	SF	11/22/98	49ers	31–20	SF		
12/09/73	Saints	16–10	NO	11/02/86	Saints	23–10	NO	09/19/99	49ers	28–21	SF		
09/15/73	49ers	17–13	NO	10/25/87	49ers	24–22	NO	11/14/99	Saints	24–6	NO		
12/15/74	49ers	35–21	SF	11/15/87	Saints	26–24	SF	11/05/00	Saints	31–15	NO		
10/19/75	49ers	35–21	SF	09/04/88	49ers	34–33	NO	12/10/00	Saints	31–27	SF		
11/23/75	49ers	16–6	NO	12/11/88	49ers	30–17	SF	11/11/01	49ers	28–27	SF		
10/17/76	49ers	33–3	SF	10/08/89	49ers	24–20	NO	01/06/02	49ers	38–0	NO		
12/12/76	49ers	27–7	NO	11/06/89	49ers	31–13	SF	10/20/02	Saints	35–27	NO		
11/13/77	49ers	10–7 (OT)	NO	09/10/90	49ers	13–12	NO	09/19/04	Saints	30–27	NO		
11/27/77	49ers	20–17	SF	12/23/90	Saints	13–10	SF	12/03/06	Saints	34–10	NO		
10/15/78	Saints	14–7	SF	11/10/91	Saints	10–3	NO	10/28/07	Saints	31–10	SF		
12/03/78	Saints	24–13	NO	12/01/91	49ers	38–24	SF	09/28/08	Saints	31–17	NO		
09/23/79	Saints	30–21	SF	09/27/92	49ers	16–10	NO	09/20/10	Saints	25–22	SF		
11/11/79	Saints	31–20	NO	11/15/92	49ers	21–20	SF	1/14/12 (d) 49ers	36–32	SF			
09/07/80	49ers	26–23	NO	09/26/93	Saints	16–13	NO	11/25/12	49ers	31–21	NO		
12/07/80	49ers	38–35 (OT)	SF	11/22/93	49ers	42–7	SF						
09/27/81	49ers	21–14	SF	09/25/94	49ers	24–13	SF						

(d) – NFC Divisional Playoff

Record: At Candlestick Park: (22–11–1)	Superdome: (20–11)	Points: At Candlestick Park: (879–630)	Superdome: (676–555)
---	---------------------------	---	-----------------------------


 NEW YORK GIANTS				Overall: 18–19				Home: 11–9		Away: 7–10			
Date	Win	Score	Location	Date	Win	Score	Location	Date	Win	Score	Location		
11/09/52	Giants	23–14	NY	01/03/82 (d) 49ers	38–24	SF		1/15/94 (d) 49ers	44–3	SF			
09/30/56	Giants	38–21	SF	10/08/84	49ers	31–10	NY	10/01/95	49ers	20–6	SF		
12/01/57	49ers	27–17	NY	12/29/84 (d) 49ers	21–10	SF		11/30/98	49ers	31–7	SF		
09/25/60	Giants	21–19	SF	12/29/85 (w) Giants	17–3	NY		09/05/02	49ers	16–13	NY		
11/17/63	Giants	48–14	NY	12/01/86	Giants	21–17	SF	01/05/03 (w) 49ers	39–38	SF			
10/20/68	49ers	26–10	NY	01/04/87 (d) Giants	49–3	NY		11/06/05	Giants	24–6	SF		
10/15/72	Giants	23–17	SF	10/05/87	49ers	41–21	NY	10/21/07	Giants	33–15	NY		
12/21/75	Giants	26–23	SF	09/11/88	49ers	20–17	NY	10/19/08	Giants	29–17	NY		
10/16/77	Giants	20–17	NY	11/27/89	49ers	34–24	SF	11/13/11	49ers	27–20	SF		
09/24/78	Giants	27–10	NY	12/03/90	49ers	7–3	SF	1/22/12 (c) Giants	20–17 (OT)	SF			
10/14/79	Giants	32–16	NY	01/20/91 (c) Giants	15–13	SF		10/14/12	Giants	26–3	SF		
11/23/80	49ers	12–0	SF	09/02/91	Giants	16–14	NY						
11/29/81	49ers	17–10	SF	09/06/92	49ers	31–14	NY						

(d) – NFC Divisional Playoff


(c) – NFC Championship Game


(w) – Wild Card Game


Record: At Candlestick Park: (11–7)	MetLife Stadium: (0–0)	Points: At Candlestick Park: (386–300)	MetLife Stadium: (0–0)
--	-------------------------------	---	-------------------------------


 NEW YORK JETS				Overall: 10–2				Home: 4–1		Away: 6–1			
Date	Win	Score	Location	Date	Win	Score	Location	Date	Win	Score	Location		
11/28/71	49ers	24–21	NY	12/07/86	49ers	24–10	SF	10/01/01	49ers	19–17	NY		
10/03/76	49ers	17–6	SF	10/29/89	49ers	23–10	NY	10/17/04	Jets	22–14	NY		
09/21/80	49ers	32–27	NY	09/20/92	49ers	31–14	NY	12/07/08	49ers	24–14	SF		
10/30/83	Jets	27–13	SF	09/06/98	49ers	36–30 (OT)	SF	9/30/12	49ers	34–0	NY		

Record: At Candlestick Park: (4–1)	MetLife Stadium: (1–0)	Points: At Candlestick Park: (114–87)	MetLife Stadium: (34–0)
---	-------------------------------	--	--------------------------------

 OAKLAND RAIDERS				Overall: 6–6				Home: 3–4		Away: 3–2					
Date	Win	Score	Location	Date	Win	Score	Location	Date	Win	Score	Location				
12/20/70	49ers	38–7	O	09/22/85	49ers	34–10	LA	10/08/00	Raiders	34–28 (OT)	SF				
10/27/74	Raiders	35–24	SF	11/13/88	Raiders	9–3	SF	11/03/02	49ers	23–20 (OT)	O				
11/04/79	Raiders	23–10	O	09/29/91	Raiders	12–6	LA	10/08/06	49ers	34–20	SF				
09/12/82	Raiders	23–17	SF	09/05/94	49ers	44–14	SF	10/17/10	49ers	17–9	SF				
<i>(LA) = Los Angeles (O) = Oakland</i>															
Record: At Candlestick Park: (3–4)				Oakland Coliseum: (2–1)				Points: At Candlestick Park: (167–144)				Oakland Coliseum: (71–50)			

 PHILADELPHIA EAGLES				Overall: 18–12–1				Home: 8–8		Away: 10–4–1					
Date	Win	Score	Location	Date	Win	Score	Location	Date	Win	Score	Location				
10/06/51	Eagles	21–14	P	11/30/75	Eagles	27–17	P	12/22/01	49ers	13–3	SF				
09/27/51	49ers	31–21	SF	09/03/83	Eagles	22–17	SF	11/25/02	Eagles	38–17	SF				
11/25/56	Tie	10–10	P	09/23/84	49ers	21–9	P	12/21/03	49ers	31–28 (OT)	P				
10/19/58	49ers	30–24	P	11/03/85	49ers	24–13	SF	09/18/05	Eagles	42–3	P				
09/27/59	49ers	24–14	SF	09/24/89	49ers	38–28	P	09/24/06	Eagles	38–24	SF				
09/20/64	49ers	28–24	P	10/27/91	49ers	23–7	P	10/12/08	Eagles	40–26	SF				
11/20/66	Eagles	35–34	SF	11/29/92	49ers	20–14	SF	12/20/09	Eagles	27–13	P				
10/15/67	49ers	28–27	P	01/03/94	Eagles	37–34 (OT)	SF	10/10/10	Eagles	27–24	SF				
12/21/69	49ers	14–13	SF	10/02/94	Eagles	40–8	SF	10/2/11	49ers	24–23	P				
10/03/71	49ers	31–3	P	12/29/96 (w) 49ers	14–0	SF									
12/02/73	49ers	38–28	SF	11/10/97	49ers	24–12	P								
<i>(w) – Wild Card Game</i>															
Record: At Candlestick Park: (5–7)				Lincoln Financial: (2–2)				Points: At Candlestick Park: (259–300)				Lincoln Financial: (71–120)			

 PITTSBURGH STEELERS				Overall: 11–9				Home: 6–5		Away: 5–4			
Date	Win	Score	Location	Date	Win	Score	Location	Date	Win	Score	Location		
10/14/51	49ers	28–24	P	12/15/73	Steelers	37–14	SF	09/05/93	49ers	24–13	P		
12/07/52	Steelers	24–7	SF	09/19/77	Steelers	27–0	P	12/15/96	49ers	25–15	P		
11/20/54	49ers	31–3	SF	11/27/78	Steelers	24–7	SF	11/07/99	Steelers	27–6	SF		
09/28/58	49ers	23–20	SF	11/01/81	49ers	17–14	P	11/17/03	49ers	30–14	SF		
10/29/61	Steelers	20–10	P	10/14/84	Steelers	20–17	SF	09/23/07	Steelers	37–16	P		
09/26/65	49ers	27–17	SF	09/13/87	Steelers	30–17	P	12/19/11	49ers	20–3	SF		
11/24/68	49ers	45–28	P	10/21/90	49ers	27–7	SF						
Record: At Candlestick Park: (3–4) Heinz Field: (0–1)													
Points: At Candlestick Park: (121–124) Heinz Field: (16–37)													

 SAN DIEGO CHARGERS				Overall: 7–6				Home: 3–2		Away: 3–4		Neutral: 1–0			
Date	Win	Score	Location	Date	Win	Score	Location	Date	Win	Score	Location				
09/17/72	49ers	34–3	SF	09/08/91	49ers	34–14	SF	11/17/02	Chargers	20–17 (OT)	SD				
12/05/76	Chargers	13–7 (OT)	D	12/11/94	49ers	38–15	SD	10/15/06	Chargers	48–19	SF				
09/30/79	Chargers	31–9	SD	01/29/95 (s) 49ers	49–26	M	12/16/10	Chargers	34–7	SD					
12/11/82	Chargers	41–37	SF	11/23/97	49ers	17–10	SF								
11/27/88	49ers	48–10	SD	12/03/00	49ers	45–17	SD								
<i>(s) – Super Bowl XXIX (Joe Robbie Stadium – Miami, FL)</i>															
Record: At Candlestick Park: (3–2)				Qualcomm Stadium: (3–4)				Points: At Candlestick Park: (141–116)				Qualcomm Stadium: (171–140)			



SEATTLE SEAHAWKS

Overall: 14-14

Home: 7-6

Away: 7-8

Date	Win	Score	Location	Date	Win	Score	Location	Date	Win	Score	Location
09/26/76	49ers	37-21	S	09/26/04	Seahawks	34-0	S	09/20/09	49ers	23-10	SF
10/07/79	Seahawks	35-24	SF	11/07/04	Seahawks	42-27	SF	12/06/09	Seahawks	20-17	S
11/25/85	49ers	19-6	SF	11/20/05	Seahawks	27-25	SF	09/12/10	Seahawks	31-6	S
09/25/88	49ers	38-7	S	12/11/05	Seahawks	41-3	S	12/12/10	49ers	40-21	SF
12/08/91	49ers	24-22	S	11/19/06	49ers	20-14	SF	9/11/11	49ers	33-17	SF
12/21/97	Seahawks	38-9	S	12/14/06	49ers	24-14	S	12/24/11	49ers	19-17	S
10/14/02	49ers	28-21	S	09/30/07	Seahawks	23-3	SF	10/18/12	49ers	13-6	SF
12/01/02	49ers	31-24	SF	11/12/07	Seahawks	24-0	S	12/23/12	Seahawks	42-13	S
10/12/03	Seahawks	20-19	S	09/14/08	49ers	33-30 (OT)	S				
12/27/03	Seahawks	24-17	SF	10/26/08	Seahawks	34-13	SF				

Record: At Candlestick Park: (7-6) CenturyLink Field: (4-7) **Points:** At Candlestick Park: (288-283) CenturyLink Field: (162-294)



ST. LOUIS RAMS

Overall: 62-62-3


Home: 31-31-2

Away: 31-31-1

Date	Win	Score	Location	Date	Win	Score	Location	Date	Win	Score	Location
10/01/50	Rams	35-14	SF	11/21/71	Rams	17-6	LA	11/22/92	49ers	27-10	A
11/05/50	Rams	28-21	LA	10/08/72	Rams	31-7	LA	10/31/93	49ers	40-17	SF
10/28/51	49ers	44-17	SF	12/04/72	Rams	26-16	SF	11/28/93	49ers	35-10	A
11/04/51	Rams	23-16	LA	09/30/73	Rams	40-20	SF	09/18/94	49ers	34-19	A
11/23/52	Rams	35-9	LA	11/18/73	Rams	31-13	LA	11/20/94	49ers	31-27	SF
11/30/52	Rams	34-21	SF	10/20/74	Rams	37-14	LA	10/22/95	49ers	44-10	SL
10/04/53	49ers	31-30	SF	11/04/74	Rams	15-13	SF	11/26/95	49ers	41-13	SF
11/08/53	49ers	31-27	LA	09/28/75	Rams	23-14	SF	09/08/96	49ers	34-0	SF
10/03/54	Tie	24-24	LA	11/09/75	49ers	24-23	LA	10/06/96	49ers	28-11	SL
11/07/54	Rams	42-34	SF	10/11/76	49ers	16-0	LA	09/07/97	49ers	30-10	SL
09/25/55	Rams	23-14	SF	11/21/76	Rams	23-3	SF	10/12/97	49ers	15-12	SF
11/06/55	Rams	27-14	LA	10/02/77	Rams	34-14	LA	10/25/98	49ers	28-10	SL
10/07/56	49ers	33-30	SF	11/20/77	Rams	23-10	SF	12/27/98	49ers	38-19	SF
11/11/56	Rams	30-6	LA	10/08/78	Rams	27-10	LA	10/10/99	Rams	42-20	SL
10/06/57	49ers	23-20	SF	11/19/78	Rams	31-28	SF	11/21/99	Rams	23-7	SF
11/10/57	Rams	37-24	LA	09/16/79	Rams	27-24	LA	09/17/00	Rams	41-24	SL
10/05/58	Rams	33-3	SF	11/25/79	Rams	26-20	SF	10/29/00	Rams	34-24	SF
11/09/58	Rams	56-7	LA	10/05/80	Rams	48-26	A	09/23/01	Rams	30-26	SF
10/04/59	49ers	34-0	SF	10/19/80	Rams	31-17	SF	12/09/01	Rams	27-14	SL
11/08/59	49ers	24-16	LA	10/25/81	49ers	20-17	SF	10/06/02	49ers	37-13	SF
10/02/60	49ers	13-9	SF	11/22/81	49ers	33-31	A	12/30/02	Rams	31-20	SL
12/04/60	49ers	23-7	LA	12/02/82	49ers	30-24	A	09/14/03	Rams	27-24 (OT)	SL
10/08/61	49ers	35-0	SF	01/02/83	Rams	21-20	SF	11/02/03	49ers	30-10	SF
11/12/61	Rams	17-7	LA	10/09/83	Rams	10-7	SF	10/03/04	Rams	24-14	SF
10/27/62	Rams	28-14	SF	10/23/83	49ers	45-35	A	12/05/04	Rams	16-6	SL
11/18/62	49ers	24-17	LA	10/28/84	49ers	33-0	A	09/11/05	49ers	28-25	SF
10/27/63	Rams	28-21	LA	12/14/84	49ers	19-16	SF	12/24/05	49ers	24-20	SL
12/01/63	Rams	21-17	SF	10/27/85	49ers	28-14	A	09/17/06	49ers	20-13	SF
10/18/64	Rams	42-14	LA	12/09/85	Rams	27-20	SF	11/26/06	Rams	20-17	SL
12/06/64	49ers	28-7	SF	09/14/86	Rams	16-13	A	09/16/07	49ers	17-16	SL
10/17/65	49ers	45-21	LA	12/19/86	49ers	24-14	SF	11/18/07	Rams	13-9	SF
11/21/65	49ers	30-27	SF	11/01/87	49ers	31-10	A	11/16/08	49ers	35-16	SF
09/30/66	Rams	34-3	LA	12/27/87	49ers	48-0	SF	12/21/08	49ers	17-16	SL
11/06/66	49ers	21-13	SF	10/16/88	49ers	24-21	A	10/04/09	49ers	35-0	SF
10/08/67	49ers	27-24	LA	12/18/88	Rams	38-16	SF	01/03/10	49ers	28-6	SL
11/05/67	Rams	17-7	SF	10/01/89	Rams	13-12	SF	11/14/10	49ers	23-20 (OT)	SF
10/06/68	Rams	24-10	LA	12/11/89	49ers	30-27	A	12/26/10	Rams	25-17	SL
11/17/68	Tie	20-20	SF	01/14/90 (c) 49ers 30-3 SF				12/4/11	49ers	26-0	SF
10/12/69	Rams	27-21	SF	11/25/90	Rams	28-17	SF	1/1/12	49ers	34-27	SL
11/09/69	Rams	41-30	LA	12/17/90	49ers	26-10	A	11/11/12	Tie	24-24 (OT)	SF
10/11/70	49ers	20-6	LA	09/22/91	49ers	27-10	SF	12/2/12	Rams	16-13 (OT)	SL
11/29/70	Rams	30-13	SF	11/25/91	49ers	33-10	A				
10/10/71	Rams	20-13	SF	10/04/92	49ers	27-24	SF				


(c) - NFC Championship Game (LA) = Los Angeles (A) = Anaheim (SL) = St. Louis

Record: At Candlestick Park: (21-21-1) Edward Jones Dome: (9-9) **Points:** At Candlestick Park: (993-810) Edward Jones Dome: (390-373)

 **TAMPA BAY BUCCANEERS** Overall: 16–5 Home: 12–2 Away: 4–3

Date	Win	Score	Location	Date	Win	Score	Location	Date	Win	Score	Location
10/30/77	49ers	20–10	SF	11/22/87	49ers	24–10	TB	01/12/03	Bucs	31–6	TB
12/10/78	49ers	6–3	SF	09/17/89	49ers	20–16	TB	10/19/03	49ers	24–7	SF
12/09/79	49ers	23–7	SF	11/18/90	49ers	31–7	SF	11/21/04	Bucs	35–3	TB
10/26/80	Bucs	24–23	SF	12/19/92	49ers	21–14	SF	10/30/05	49ers	15–10	SF
12/04/83	49ers	35–21	SF	11/14/93	49ers	45–21	TB	12/23/07	49ers	21–19	SF
11/18/84	49ers	24–17	SF	10/23/94	49ers	41–16	SF	11/21/10	Bucs	21–0	SF
09/07/86	49ers	31–7	TB	08/31/97	Bucs	13–6	TB	10/9/11	49ers	48–3	SF


Record: At Candlestick Park: (12–2) Raymond James Stadium: (0–2) **Points:** At Candlestick Park: (332–179) Raymond James Stadium: (9–66)

 **TENNESSEE TITANS** Overall: 7–5 Home: 3–3 Away: 4–2

Date	Win	Score	Location	Date	Win	Score	Location	Date	Win	Score	Location
11/15/70	49ers	30–20	H	11/08/87	49ers	27–20	SF	11/27/05	Titans	33–22	T
12/07/75	Oilers	27–13	SF	10/07/90	49ers	24–21	H	11/08/09	Titans	34–27	SF
09/17/78	Oilers	20–19	H	12/25/93	Oilers	10–7	SF				
12/13/81	49ers	28–6	SF	10/27/96	49ers	10–9	H				
10/21/84	49ers	34–21	H	10/03/99	49ers	24–22	SF				

(H) – Houston

Record: At Candlestick Park: (3–3) LP Field: (0–1) **Points:** At Candlestick Park: (126–119) LP Field: (22–33)

 **WASHINGTON REDSKINS** Overall: 18–10–1 Home: 11–3–1 Away: 7–7

Date	Win	Score	Location	Date	Win	Score	Location	Date	Win	Score	Location
11/16/52	49ers	23–17	W	10/04/81	49ers	30–17	W	09/14/98	49ers	45–10	W
09/26/54	49ers	41–7	SF	01/08/84 (c)	Redskins	24–21	W	12/26/99	Redskins	26–20 (OT)	SF
11/13/55	Redskins	7–0	W	09/10/84	49ers	37–31	SF	09/22/02	49ers	20–10	SF
09/17/61	49ers	35–3	SF	12/01/85	49ers	35–8	W	12/18/04	Redskins	26–16	SF
11/12/67	Redskins	31–28	W	11/17/86	Redskins	14–6	W	10/23/05	Redskins 5	2–17	W
10/05/69	Tie	17–17	SF	11/21/88	49ers	37–21	SF	12/28/08	49ers	27–24	SF
09/20/70	49ers	26–17	SF	09/16/90	49ers	26–13	SF	11/6/11	49ers	19–11	W
12/26/71 (d)	49ers	24–20	SF	01/12/91 (d)	49ers	28–10	SF				
11/11/73	Redskins	33–9	W	01/09/93 (d)	49ers	20–13	SF				
11/07/76	Redskins	24–21	SF	11/06/94	49ers	37–22	W				
10/29/78	Redskins	38–20	W	11/24/96	49ers	19–16 (OT)	W				

(c) – NFC Championship Game (d) – NFC Divisional Playoff

Record: At Candlestick Park: (8–3) FedExField: (1–1) **Points:** At Candlestick Park: (276–218) FedExField: (41–44)

49ERS PRIMETIME GAMES

(National Football League - 1970-Present)

49ERS PRIMETIME RESULTS

Prime Time	63-32 (home - 38-15, road - 25-17)
Monday Nights	43-25 (home - 24-11, road - 19-14)
Sunday Nights	13-10 (home - 9-5, road - 4-5)
Thursday Nights	6-2 (home - 3-0, road - 3-2)
Thanksgiving Day	2-1-1 (road - 2-1-1)

Friday Nights	2-0 (home - 2-0)
Saturday Nights	1-2 (home - 1-0, road - 0-2)
Games After Monday	36-19 (home - 28-5, road - 8-14)
Games After Monday Win	23-11 (home - 16-3, road - 7-8)
Games After Monday Loss	13-8 (home - 12-2, road - 1-6)

49ERS ON MONDAY NIGHTS					
YEAR	DATE	OPPONENT	SCORE	W/L	ATTEND.
2012	Nov. 19	Chi.	32-7	W	69,732
	Oct. 29	at Arz.	24-3	W	62,810
2011	Dec. 19	Pit.	20-3	W	69,732
2010	Nov. 29	at Arz.	27-6	W	62,308
	Sept. 20	N.O.	25-22	L	69,732
2009	Dec. 14	Arz.	24-9	W	69,732
2008	Nov. 10	at Arz.	24-29	L	64,519
2007	Sept. 10	Arz.	20-17	W	68,111
	Nov. 12	at Sea.	0-24	L	68,331
2003	Nov. 17	Pit.	30-14	W	67,877
2002	Oct. 14	at Sea.	28-21	W	66,420
	Nov. 25	Phi.	17-38	L	67,919
	Dec. 30	at StL	21-30	L	66,118
2001	Oct. 1	at NYJ	19-17	W	78,722
1999	Sept. 27	at Ari.	24-10	W	72,100
	Nov. 29	G.B.	3-20	L	68,304
	Jan. 3,	at Atl.	29-34	L	57,980
1998	Sept. 14	at Was.	45-10	W	76,798
	Nov. 30	NYG	31-7	W	68,212
	Dec. 14	Det.	35-13	W	68,585
1997	Sept. 29	at Car.	34-21	W	70,972
	Nov. 10	at Phi.	24-12	W	67,133
	Dec. 15	Den.	34-17	W	68,461
1996	Oct. 14	at G.B.	20-23 (OT)	L	60,716
	Dec. 2	at Atl.	34-10	W	46,318
	Dec. 23	Det.	24-14	W	61,921
1995	Sept. 25	at Det.	24-27	L	76,236
	Nov. 20	at Mia.	44-20	W	73,080
	Dec. 18	Min.	37-30	W	64,975
1994	Sept. 5	L.A. Raiders	44-14	W	68,032
	Nov. 28	at N.O.	35-14	W	61,304
	Dec. 26	at Min.	14-21	L	63,326
1993	Sept. 13	at Cle.	13-23	L	78,218
	Nov. 22	N.O.	42-7	W	66,500
	Jan. 3	Phi.	34-37 (OT)	L	61,653
1992	Nov. 9	at Atl.	41-3	W	67,404
	Dec. 28	Det.	24-6	W	55,907
1991	Sept. 2	at NYG	14-16	L	76,319
	Nov. 25	at L.A. Rams	33-10	W	61,881
	Dec. 23	Chi.	52-14	W	60,419
1990	Sept. 10	at NO	13-12	W	68,629
	Dec. 3	N.Y. Giants	7-3	W	66,092
	Dec. 17	at L.A. Rams	26-10	W	65,619
1989	Nov. 6	N.O.	31-13	W	63,461
	Nov. 27	NYG	34-24	W	63,461
	Dec. 11	at L.A. Rams	30-27	W	67,959
1988	Oct. 24	at Chi.	9-10	L	65,293
	Nov. 21	Was.	37-21	W	59,268
1987	Oct. 5	at NYG	41-21	W	16,471
	Dec. 14	Chi.	41-0	W	63,509
1986	Nov. 17	at Was.	6-14	L	54,774
	Dec. 1	NYG	17-21	L	59,777
1985	Nov. 11	at Den.	16-17	L	73,173
	Nov. 25	Sea.	19-6	W	57,482
	Dec. 9	L.A. Rams	20-27	L	60,581
1984	Sept. 10	Was.	37-31	W	59,707
	Oct. 8	at NYG	31-10	W	76,112
1983	Dec. 19	Dal.	42-17	W	59,957
1978	Nov. 27	Pit.	7-24	L	51,657
1977	Sept. 19	at Pit.	0-27	L	48,046
	Dec. 12	Dal.	35-42	L	55,848

49ERS ON MONDAY NIGHTS (Cont.)					
YEAR	DATE	OPPONENT	SCORE	W/L	ATTEND.
1976	Oct. 11	at L.A. Rams	16-0	W	84,483
	Nov. 29	Min.	20-16	W	56,775
1974	Oct. 14	at Det.	13-17	L	45,199
	Nov. 4	L.A. Rams	13-15	L	57,526
1973	Nov. 26	G.B.	20-6	W	49,244
1972	Dec. 4	L.A. Rams	16-26	L	60,175
1971	Dec. 6	K.C.	17-26	L	45,306
49ERS ON SUNDAY NIGHTS					
YEAR	DATE	OPPONENT	SCORE	W/L	ATTEND.
2012	Dec. 23	at Sea.	13-42	L	68,161
	Dec. 16	at NE	41-34	W	68,756
	Sept. 16	Det.	27-19	W	69,732
2010	Oct. 10	Phi.	27-24	L	69,732
2005	Oct. 2	at Arz. (M.C.)	14-31	L	103,467
2004	Oct. 3	StL	14-24	L	66,696
	Oct. 31	at Chi.	13-23	L	62,054
2003	Oct. 12	at Sea.	19-20	L	66,437
2001	Oct. 7	Car.	24-14	W	66,944
	Dec. 2	Buf.	35-0	W	67,252
	Dec. 26	Was.	20-26 (OT)	L	68,329
1998	Nov. 22	N.O.	31-20	W	68,429
1997	Dec. 21	at Sea.	9-38	L	66,253
1996	Nov. 3	at N.O.	24-17	W	53,297
1995	Dec. 3	Buf.	27-17	W	65,568
1994	Nov. 20	L.A. Rams	31-27	W	62,774
1993	Dec. 5	Cin.	21-8	W	60,039
1992	Sept. 27	at N.O.	16-10	W	68,591
1990	Nov. 11	at Dal.	24-6	W	62,966
1988	Dec. 18	L.A. Rams	16-38	L	62,444
1987	Nov. 29	Cle.	38-24	W	60,243
	Dec. 27	L.A. Rams	48-0	W	57,953
1982	Dec. 19	Atl.	7-17	L	53,234
49ERS ON THURSDAY NIGHTS					
YEAR	DATE	OPPONENT	SCORE	W/L	ATTEND.
2012	Oct. 18	Sea.	13-6	W	69,732
2011	Nov. 24	at Bal	16-6	L	71,345
2010	Dec. 16	at SD	34-7	L	67,820
2009	Nov. 12	Chi.	10-6	W	69,732
2006	Dec. 14	at Sea.	24-14	W	67,650
2002	Sept. 5	at N.Y. Giants	16-13	W	78,748
1983	Sept. 8	at Min.	48-17	W	58,167
1982	Dec. 2	L.A. Rams	30-24	W	58,574
49ERS ON THURSDAY THANKSGIVING DAY GAMES					
YEAR	DATE	OPPONENT	SCORE	W/L	ATTEND.
2011	Nov. 24	at Bal	16-6	L	71,345
1972	Nov. 23	at Dal.	31-10	W	65,214
1969	Nov. 27	at Dal.	24-24	T	62,348
1966	Nov. 24	at Det.	41-14	W	53,181
49ERS ON FRIDAY NIGHTS					
YEAR	DATE	OPPONENT	SCORE	W/L	ATTEND.
1986	Dec. 19	L.A. Rams	24-14	W	60,266
1984	Dec. 14	L.A. Rams	19-16	W	59,743
49ERS ON SATURDAY NIGHTS					
YEAR	DATE	OPPONENT	SCORE	W/L	ATTEND.
2007	Dec. 13	vs. Cin.	20-13	W	68,053
1999	Dec. 18	at Car.	24-41	L	62,373
1993	Dec. 11	at Atl.	24-27	L	64,688

49ERS MONDAY NIGHT SINGLE GAME RECORDS

RUSHING YARDS

NAME	ATT	YDS	OPPONENT	DATE
Hearst, Garrison	24	198	Det.	12/14/98
Gore, Frank	25	167	Arz.	12/14/09
Hearst, Garrison	20	166	NYG	11/30/98
Jackson, Wilbur	30	156	Min.	11/29/76
Williams, Delvin	20	153	Min.	11/29/76
Hearst, Garrison	28	141	at Car.	9/29/77
Hearst, Garrison	22	138	at Was.	9/14/98
Westbrook, Brian	23	136	at Arz.	11/29/10
Carter, Dexter	13	124	at L.A. Rams	12/17/90
Craig, Roger	22	117	at Den.	11/11/85
Watters, Ricky	16	116	NO	11/22/93
Gore, Frank	20	112	NO	9/20/10
Watters, Ricky	26	105	at NO	11/28/94
Kirby, Terry	12	105	at Atl.	12/2/96
Phillips, Lawrence	9	102	at Arz.	9/27/99

RECEIVING YARDS

NAME	NO	YDS	OPPONENT	DATE
Rice, Jerry	14	289	Min.	12/18/95
Taylor, John	11	286	at L.A. Rams	12/11/89
Rice, Jerry	10	241	L.A. Rams	12/9/85
Rice, Jerry	12	204	at Was.	11/17/86
Rice, Jerry	11	181	at Det.	9/25/95
Rice, Jerry	7	169	L.A. Rams	9/5/94
Owens, Terrell	13	166	Phi.	11/25/02
Owens, Terrell	8	155	Pit.	11/17/03
Rice, Jerry	8	149	at Mia.	11/20/95
Rice, Jerry	6	143	at Atl.	12/3/00
Owens Terrell	5	140	NYG	11/30/98

TOTAL YARDS FROM SCRIMMAGE - RUSH/RECEIVING

NAME	RUSH	REC	TOTAL	OPPONENT	DATE
Rice, Jerry	10	289	299	Min.	12/18/95
Taylor, John	0	286	286	at L.A. Rams	12/11/89
Rice, Jerry	14	241	255	L.A. Rams	12/9/85
Rice, Jerry	9	204	213	at Was.	11/17/86
Hearst, Garrison	198	0	198	Det.	12/14/98
Rice, Jerry	23	169	192	L.A. Raiders	9/5/94
Rice, Jerry	0	181	181	at Det.	9/25/95

LONG PUNTS

NAME	YDS	OPPONENT	DATE
Lee, Andy	63	at Arz.	11/10/08
Lee, Andy	62	Pit.	12/19/11
Wilmsmeyer, Klaus	61	at Cle.	9/13/93
Lee, Andy	60	at Sea.	11/12/07
Runager, Max	58	NYG	12/1/86

LONG PUNT RETURNS

NAME	YDS	OPPONENT	DATE
Taylor, John	95t	Was.	11/21/88
McLemore, Dana	83t	Chi.	12/14/87
McLemore, Dana	79t	at NYG	10/8/84
Carter, Dexter	78t	Min.	12/18/95
Levy, Chuck	73t	at Phi.	11/10/97
McLemore, Dana	56t	Dal.	12/19/83

LONG KICKOFF RETURNS

NAME	LG	OPPONENT	DATE
Rossum, Allen	104t	at Arz.	11/10/08
Sutherland, Vinny	65	at NYJ	10/1/01
Tillman, Spencer	60	NYG	11/27/89
Carter, Dexter	60	Phi.	1/3/93
Washington, Vic	57	L.A. Rams	12/4/72

LONG INTERCEPTION RETURNS

NAME	LG	OPPONENT	DATE
Hanks, Merton	67t	NO	11/22/93
Parrish, Tony	60	at StL	12/30/02
Hanks, Merton	55t	Den.	12/15/97
Woodall, Lee	55	Den.	12/15/97
Parrish, Tony	48	Pit.	11/17/03
Wright, Eric	48t	Dal.	12/19/83

LONG FIELD GOALS

NAME	LG	OPPONENT	DATE
Cofer, Mike	52	at NO	9/10/90
Cofer, Mike	52	Was.	11/21/88
Cortez, Jose	49	at NYJ	10/1/01
Wilkins, Jeff	49	Det.	12/23/96

LONG FUMBLE RETURNS

NAME	YDS	OPPONENT	DATE
Griffin, Don	99t	Chi.	12/22/91
Young, Bryant	43	at Atl.	12/2/96
Greene, Kevin	40t	Den.	12/15/97
Hanks, Merton	38t	at Phi.	11/10/97

LONG RUNS FROM SCRIMMAGE

NAME	LG	OPPONENT	DATE
Barlow, Kevan	78t	Pit.	11/17/03
Carter, Dexter	74t	at L.A. Rams	12/17/90
Hearst, Garrison	70t	NYG	11/30/98
Phillips, Lawrence	68t	at Arz.	9/27/99
Jackson, Wilbur	64	at Det.	10/14/74
Watters, Ricky	43	at Atl.	11/9/92

LONG PASS COMPLETIONS

NAME	LG	OPPONENT	DATE
J. Montana to J. Taylor	95t	at LA Rams	12/17/89
J. Montana to J. Taylor	92t	at LA Rams	12/17/89
J. Montana to J. Rice	80t	Was.	11/21/88
S. Young to T. Owens	79t	NYG	11/30/98
S. Bono to J. Taylor	78	at LA Rams	11/25/91
J. Montana to F. Solomon	77t	Dal.	12/19/83
S. Young to J. Rice	73t	at NYG	9/2/91

MOST PASSING YARDS

NAME	ATT	CMP	YDS	OPPONENT	DATE
Montana, Joe	42	30	458	at L.A. Rams	12/11/89
Montana, Joe	60	33	441	at Was.	11/17/86
Young, Steve	49	30	425	Min.	12/18/95
Grbac, Elvis	41	31	382	at Mia.	11/20/95
Montana, Joe	40	24	381	Was.	9/10/84
Garcia, Jeff	34	26	373	at Atl.	1/3/00
Young, Steve	44	27	348	at Det.	9/25/95
Young, Steve	32	21	338	Chi.	12/23/91
Montana, Joe	36	26	328	L.A. Rams	12/9/85
Young, Steve	32	19	308	L.A. Raiders	9/5/94
Bono, Steve	33	18	306	at L.A. Rams	11/25/91
Young, Steve	32	21	303	at Was.	9/14/98

49ERS MONDAY NIGHT CAREER RECORDS

SCORING

NAME	R	P	RT	2PT	PAT	FG	TOT
Rice, Jerry	1	30	–	1	–	–	188
Cofer, Mike	–	–	–	–	51	18/28	106
Wersching, Ray	–	–	–	–	32	13/17	71
Owens, Terrell	–	11	–	–	–	–	66
Jones, Brent	–	10	–	–	–	–	60
Taylor, John	–	9	1	–	–	–	60
Young, Steve	9	–	–	–	–	–	54
Wilkins, Jeff	–	–	–	–	14	11/11	47
Kirby, Terry	5	1	–	–	–	–	36
Richey, Wade	–	–	–	–	21	4/6	33
Hearst, Garrison	5	–	–	1	–	–	32
Gossett, Bruce	–	–	–	–	8	8/9	31

PASSING YARDS

NAME	G	ATT	CMP	YDS	PCT	TD	INT	LG
Montana, Joe	18	600	357	4,482	59.5	33	15	95t
Young, Steve	25	563	362	4,424	64.3	41	12	79t
Smith, Alex	6	176	105	1,078	59.7	7	4	47t
Garcia, Jeff	6	143	94	1,044	65.7	7	2	62
Grbac, Elvis	5	118	79	829	66.9	7	4	47t
Bono, Steve	4	67	40	577	59.7	1	2	78t
Plunkett, Jim	3	63	29	476	46.0	6	4	47t

RUSHING YARDS

NAME	G	ATT	YDS	AVG	LG	TD
Hearst, Garrison	10	199	1,055	5.3	70t	5
Craig, Roger	17	239	817	3.4	25	1
Gore, Frank	9	155	755	4.9	36	4
Young, Steve	23	106	663	6.3	26t	9
Watters, Ricky	8	99	498	5.0	43	2
Tyler, Wendell	6	77	389	5.1	36	1
Jackson, Wilbur	6	99	357	3.6	64	0
Barlow, Kevan	5	42	333	7.9	78t	2
Williams, Delvin	5	72	304	4.2	30	0

RECEPTIONS

NAME	G	NO	YDS	AVG	LG	TD
Rice, Jerry	38	211	3,377	16.0	80t	30
Craig, Roger	17	78	654	8.4	33	4
Owens, Terrell	15	70	971	13.9	79t	11
Jones, Brent	22	66	846	12.8	41	6
Taylor, John	16	64	1,096	17.1	95t	8
Stokes, J.J.	14	49	597	12.2	47	1
Rathman, Tom	13	40	343	8.6	21	0

INTERCEPTIONS

NAME	G	NO	YDS	AVG	LG	TD
Hanks, Merton	22	7	143	20.4	67t	1
Lott, Ronnie	4	5	63	12.6	26	0
McDonald, Tim	21	4	46	11.5	21	0
Griffin, Don	8	4	25	6.3	23	0
Brown, Tarell	8	3	6	2.0	5	0
Goldson, Dashon	7	3	24	8.0	21	0
Williamson, Carlton	3	3	109	36.3	82	0
Wright, Eric	3	3	85	28.3	48t	1

PUNT RETURN YARDS

NAME	G	NO	YDS	AVG	LG	FC	TD
Taylor, John	12	31	386	12.5	95t	12	1
McLemore, Dana	7	19	310	16.3	83t	10	3
Carter, Dexter	11	27	293	10.9	78t	15	1
Ted Ginn Jr.	4	11	132	12.0	42	3	0
Levy, Chuck	5	5	101	20.2	73t	1	1
McQuarters, R.W.	5	11	98	8.9	26	1	0

TOTAL YARDS FROM SCRIMMAGE

NAME	TOTAL YARDS	RUSH	REC
Rice, Jerry	3,463	86	3,377
Craig, Roger	1,471	817	654
Hearst, Garrison	1,203	1,055	148
Taylor, John	1,101	5	1,096
Owens, Terrell	977	4	973
Gore, Frank	866	755	111
Watters, Ricky	597	498	99
Rathman, Tom	574	231	343

PUNTING AVERAGE

NAME	G	NO	YDS	AVG	LG	BLKD
Lee, Andy	9	42	1,987	47.3	63	0
Stanley, Chad	3	17	694	40.8	52	0
Orosz, Tom	2	9	366	40.7	55	0
Thompson, Tommy	9	33	1,339	40.6	54	1
Wittum, Tom	7	42	1,689	40.2	52	0
Wilmsmeyer, Klaus	8	22	882	40.1	61	0

KICKOFF RETURN YARDS

NAME	G	NO	YDS	AVG	LG	TD
Carter, Dexter	16	43	1,038	24.1	60	0
Washington, Vic	3	8	226	28.3	57	0
Hofer, Paul	4	10	223	22.3	48	0
Levy, Chuck	5	11	214	19.5	31	0
Hicks, Maurice	2	8	191	23.9	33	0
Rossum, Allen	1	4	186	46.5	104t	1
Monroe, Carl	5	10	174	17.4	45	0
Ginn Jr., Ted	4	7	168	24.0	41	0
Williams, Jimmy	2	8	162	20.3	33	0
Flagler, Terrence	3	8	161	20.1	40	0
Tillman, Spencer	3	7	157	22.4	60	0

49ERS OFFENSIVE AND DEFENSIVE RANKINGS

Year	OFFENSE			DEFENSE		
	Total	Rush	Pass	Total	Rush	Pass
1970	321.6 (2)	112.9 (17)	208.8 (1)	284.6 (13)	128.5 (18)	156.1 (9)
1971	336.1 (3)	152.1 (9)	184.1 (4)	262.8 (5)	119.1 (9)	143.6 (6)
1972	310.8 (8)	115.4 (21)	195.4 (2)	288.4 (14)	131.9 (13)	156.5 (15)
1973	301.7 (8)	124.5 (21)	177.2 (4)	309.2 (20)	140.2 (10)	169.0 (22)
1974	284.9 (14)	141.5 (11)	143.4 (19)	285.2 (12)	144.6 (18)	140.6 (6)
1975	297.0 (16)	114.1 (25)	182.9 (5)	288.7 (10)	129.6 (9)	159.1 (11)
1976	291.8 (18)	174.8 (5)	117.0 (23)	261.4 (2)	127.6 (5)	133.8 (4)
1977	256.7 (22)	149.0 (10)	107.7 (25)	247.4 (3)	133.5 (12)	113.9 (4)
1978	252.9 (27)	130.7 (21)	112.3 (25)	315.6 (21)	147.7 (17)	167.9 (18)
1979	348.3 (6)	120.8 (20)	227.6 (3)	351.3 (20)	138.3 (15)	212.9 (24)
1980	332.5 (12)	108.9 (24)	223.6 (5)	386.0 (27)	138.6 (23)	247.4 (27)
1981	342.8 (13)	121.3 (19)	221.4 (7)	297.7 (2)	120.1 (12)	177.6 (3)
1982	360.2 (3)	82.2 (28)	278.0 (2)	336.3 (21)	132.3 (21)	204.0 (16)
1983	378.4 (4)	141.1 (8)	237.3 (5)	324.2 (10)	120.9 (9)	203.3 (15)
1984	397.9 (2)	154.1 (3)	243.8 (4)	323.5 (10)	112.2 (7)	211.3 (17)
1985	370.0 (2)	139.5 (10)	230.5 (5)	324.4 (14)	105.2 (7)	219.3 (21)
1986	380.1 (3)	124.1 (10)	256.0 (2)	305.2 (6)	97.6 (3)	207.6 (17)
1987	389.8 (1)	139.8 (1)	250.0 (2)	273.0 (1)	107.4 (5)	165.6 (1)
1988	368.8 (2)	157.7 (2)	211.1 (10)	285.9 (3)	99.3 (3)	186.7 (8)
1989	391.8 (1)	122.9 (10)	268.9 (2)	288.6 (4)	86.4 (3)	202.2 (11)
1990	368.4 (2)	107.4 (18)	261.1 (2)	267.1 (3)	78.6 (2)	188.4 (12)
1991	366.1 (3)	116.3 (11)	249.8 (2)	284.6 (6)	94.5 (5)	190.1 (11)
1992	387.2 (1)	144.7 (3)	242.5 (3)	299.2 (15)	88.6 (4)	210.6 (26)
1993	402.2 (1)	133.3 (3)	268.9 (2)	312.3 (15)	112.5 (16)	199.8 (16)
1994	378.8 (2)	118.5 (6)	260.2 (4)	302.4 (8)	83.6 (2)	218.8 (17)
1995	380.4 (2)	92.4 (23)	288.0 (1)	274.9 (1)	66.3 (1)	208.6 (11)
1996	344.1 (6)	115.4 (10)	228.7 (7)	291.3 (7)	93.6 (5)	197.8 (11)
1997	319.5 (12)	123.1 (8)	196.4 (18)	250.8 (1)	85.4 (2)	165.4 (2)
1998	425.0 (1)	159.0 (1)	266.0 (2)	333.9 (23)	100.6 (9)	233.3 (29)
1999	336.3 (10)	130.9 (1)	205.3 (21)	355.4 (28)	101.2 (15)	254.3 (31)
2000	377.5 (4)	112.6 (18)	264.9 (4)	356.8 (29)	112.1 (16)	244.7 (29)
2001	355.6 (4)	140.3 (2)	215.3 (14)	309.6 (13)	98.2 (9)	211.4 (19)
2002	356.3 (8)	140.3 (6)	216.1 (14)	322.4 (14)	103.3 (7)	219.1 (22)
2003	355.4 (5)	142.4 (5)	213.0 (10)	308.0 (13)	105.6 (9)	202.4 (17)
2004	286.6 (26)	90.6 (30)	196.0 (20)	342.6 (24)	124.7 (20)	217.9 (19)
2005	224.2 (32)	105.6 (17)	118.6 (32)	391.2 (32)	114.5 (18)	276.7 (32)
2006	303.6 (26)	135.8 (6)	167.8 (29)	344.2 (26)	121.0 (19)	223.2 (26)
2007	237.3 (32)	92.3 (27)	145.0 (32)	346.2 (25)	118.5 (22)	227.7 (22)
2008	311.1 (23)	99.9 (27)	211.2 (13)	326.0 (13)	106.8 (13)	219.2 (20)
2009	290.8 (27)	100.0 (25)	190.8 (22)	326.4 (15)	97.0 (6)	227.3 (20)
2010	313.3 (24)	103.6 (19)	209.8 (18)	327.8 (13)	96.7 (6)	231.1 (24)
2011	310.9 (26)	127.4 (8)	183.5 (29)	308.2 (4)	77.3 (1)	230.9 (16)
2012	361.8 (11)	155.7 (4)	206.1 (23)	294.4 (3)	94.2 (4)	200.2 (4)

49ERS OVERTIME GAMES

(National Football League - 1976-Present)

October 31, 1976 – Cardinals 23, 49ers 20 (StL)
 December 5, 1976 – Chargers 13, 49ers 7 (SD)
 November 13, 1977 – 49ers 10, Saints 7 (NO)
 September 14, 1980 – 49ers 24, Cardinals 21 (SF)
 December 7, 1980 – 49ers 38, Saints 35 (SF)
 October 12, 1986 – Vikings 27, 49ers 24 (SF)
 October 19, 1986 – 49ers 10, Falcons 10 (ATL)
 October 9, 1988 – Broncos 16, 49ers 13 (SF)
 December 9, 1990 – 49ers 20, Bengals 17 (CIN)
 January 3, 1994 – Eagles 37, 49ers 34 (SF)
 October 14, 1996 – Packers 23, 49ers 20 (GB)
 November 10, 1996 – Cowboys 20, 49ers 17 (SF)
 November 24, 1996 – 49ers 19, Redskins 16 (WAS)

September 6, 1998 – 49ers 36, Jets 30 (SF)
 December 6, 1998 – 49ers 31, Panthers 28 (CAR)
 December 26, 1999 – Redskins 26, 49ers 20 (SF)
 October 8, 2000 – Raiders 34, 49ers 28 (SF)
 September 9, 2001 – 49ers 16, Falcons 13 (SF)
 October 14, 2001 – 49ers 37, Falcons 31 (ATL)
 October 28, 2001 – Bears 37, 49ers 31 (CHI)
 November 18, 2001 – 49ers 25, Panthers 22 (CAR)
 November 3, 2002 – 49ers 23, Raiders 20 (OAK)
 November 17, 2002 – Chargers 20, 49ers 17 (SD)
 September 14, 2003 – Rams 27, 49ers 24 (StL)
 October 26, 2003 – Cardinals 16, 49ers 13 (ARI)
 December 21, 2003 – 49ers 31, Eagles 28 (PHI)

October 10, 2004 – 49ers 31, Cardinals 28 (SF)
 December 12, 2004 – 49ers 31, Cardinals 28 (ARI)
 January 1, 2006 – 49ers 20, Texans 17 (SF)
 December 31, 2006 – 49ers 26, Broncos 23 (DEN)
 November 25, 2007 – 49ers 37, Cardinals 31 (ARI)
 September 14, 2008 – 49ers 33, Seahawks 30 (SEA)
 November 14, 2010 – 49ers 23, Rams 20 (SF)
 September 18, 2011 – Cowboys 27, 49ers 24 (SF)
 January 22, 2012 – Giants 20, 49ers 17 (SF) (NFC-C)
 November 11, 2012 – 49ers 24, St. Louis 24 (SF)
 December 2, 2012 – Rams 16, 49ers 13 (StL)

49ERS OVERTIME RECORDS

Overall Record 19–16–2 (home – 7–8–1, road – 12–8–1)

49ERS OVERTIME GAME SUMMARIES

October 31, 1976

St. Louis 23, San Francisco 20

In the fourth quarter, St. Louis held a 14–13 lead after San Francisco missed an extra point on its previous scoring drive. San Francisco then took the lead 20–14 in the fourth when Delvin Williams scored his third touchdown of the day. With eight minutes left in the game, Cardinals quarterback Jim Hart connected with Mel Gray on a 77–yard touchdown pass for the 20–20 tie. The extra point was blocked and the two teams went into overtime. St. Louis won the overtime coin toss but was forced to punt. Tony Leonard fumbled the kick at the 43–yard line, which was recovered by the Cardinals. St. Louis then marched down field to set up Jim Bakken for the 21–yard field goal to lift the Cardinals to a 23–20 victory.

	1st	2nd	3rd	4th	OT	Final
49ers	0	13	0	7	0	20
Cardinals	7	0	7	6	3	23

December 5, 1976

San Diego 13, San Francisco 7

The 49ers and Chargers played to a scoreless tie in the first half. The defensive struggle continued into the second half and the score remained 0–0 at the end of the third quarter. On San Diego's first possession of the fourth quarter, Dan Fouts guided them on a 16–play, 80–yard scoring drive, capped by a Bo Matthews two–yard touchdown run. San Francisco answered on its next possession with a 64–yard scoring drive. Paul Hofer caught an eight–yard touchdown pass from Scott Bull to make the score 7–6. The extra point was blocked, but the Chargers Tom Graham was flagged for offsides. After the penalty was marked off, Steve Mike–Mayer connected to tie the game at seven with just over a minute left in regulation. San Diego won the overtime coin toss and elected to receive. The Chargers began their first possession on their own seven–yard line where Fouts guided them on a nine–play, 93–yard drive, which was capped by a Mercury Morris 13–yard touchdown run for the 13–7 win.

	1st	2nd	3rd	4th	OT	Final
49ers	0	0	0	7	0	7
Chargers	0	0	0	7	6	13

November 13, 1977

San Francisco 10, New Orleans 7

The 49ers got their first ever overtime victory at New Orleans. The Saints got on the board early in the first quarter on an eight–yard run by Tony Galbreath. The Saints appeared to grab a commanding lead at the end of the first half when Richard Mauti returned a Tom Wittum punt 65 yards for a touchdown 10 seconds before halftime. But a New Orleans clipping penalty nullified the score. The 49ers tied it up in the third quarter with a five–yard romp by Delvin Williams. Neither team would score again in regulation and the game went to overtime knotted at seven. The Saints won the overtime coin toss, but were unable to move the ball, giving it back to the 49ers. San Francisco started from its own 41–yard line and moved the ball down to the Saints 16, where Ray Wersching connected on a 33–yard game–winning field goal.

	1st	2nd	3rd	4th	OT	Final
49ers	0	0	7	0	3	10
Saints	7	0	0	0	0	7

September 14, 1980

San Francisco 24, St. Louis 21

San Francisco struck first on a 19–yard touchdown pass from Steve DeBerg to Paul Hofer in the second quarter. Cardinals quarterback Jim Hart quickly answered back with a 13–yard touchdown strike to Theotis Brown. The Cardinals pushed the lead to 14–7 with a Doug Marsh five–yard touchdown reception. After the 49ers tied the game at 14, St. Louis drove 75 yards in eight plays to take a 21–14 lead. With 1:51 left in regulation, the 49ers drove 80 yards and scored on a 26–yard touchdown run by Hofer, his second of the day. San Francisco won the overtime coin toss and took the ball 52 yards to the 16–yard line, where Ray Wersching kicked a 33–yard field goal for the 24–21 win.

	1st	2nd	3rd	4th	OT	Final
49ers	0	7	0	14	3	24
Cardinals	0	0	14	7	0	21

December 7, 1980

San Francisco 38, New Orleans 35

New Orleans jumped out to a 35–7 halftime lead behind touchdown passes of 33, 21 and 41 yards from Archie Manning. Less than five minutes into the third quarter, the 49ers went on an 88–yard, nine–play drive that culminated with a one–yard touchdown run by Joe Montana. Minutes later, Montana hooked up with Dwight Clark for a 71–yard touchdown pass to bring the 49ers within 14 points. After the San Francisco defense shut out New Orleans for the second straight quarter, they tied the game with 1:50 left in the fourth quarter with Lenvil Elliott's seven–yard touchdown jaunt, forcing overtime. New Orleans won the coin toss, but failed to pick up a first down on its first possession. San Francisco took the ball on its own 27 and marched 55 yards in 13 plays for the game–winning 36–yard field goal by Ray Wersching.

	1st	2nd	3rd	4th	OT	Final
49ers	0	7	14	14	3	38
Saints	14	21	0	0	0	35

October 12, 1986

Minnesota 27, San Francisco 24

With Joe Montana out, Jeff Kemp stepped in to lead San Francisco against a powerful Minnesota Vikings team. Minnesota struck first with a six–yard touchdown pass from Tommy Kramer to Anthony Carter. The 49ers answered back when Kemp hit Dwight Clark with a 45–yard strike to tie the game. With 1:14 left in the first quarter, the Vikings Issiac Holt recovered a blocked punt in the end zone for a 14–7 lead. San Francisco took a 17–14 lead into halftime after a 39–yard Ray Wersching field goal and a 34–yard touchdown pass from Kemp to Jerry Rice. After the Vikings stalled on their first drive of the third quarter, Kemp led the 49ers on a six–play, 53–yard drive that ended with a 17–yard touchdown reception by Rice. Minnesota answered back with a 26–yard field goal by Chuck Nelson to cut the 49ers lead to 24–17. With 6:37 remaining in the fourth quarter, Kramer hit Anthony Carter with a 35–yard touchdown pass to tie the game. In overtime, Minnesota won the toss and went on a 58–yard drive. Nelson hit a 28–yard field goal for the 27–24 win.

	1st	2nd	3rd	4th	OT	Final
49ers	7	10	7	0	0	24
Vikings	14	0	3	7	3	27

October 19, 1986

Atlanta 10, San Francisco 10

San Francisco visited Atlanta for a battle with the division rival Falcons and took an early 7–0 lead on a Roger Craig one–yard romp. The Falcons responded with a punishing 17–play, 44–yard drive that resulted in a 47–yard field goal by Mick Luckhurst. San Francisco maintained its lead in the second quarter with a 53–yard, 13–play drive, which led to a 24–yard Ray Wersching field goal and a 10–3 lead. The defenses dominated the second half, holding the offenses scoreless for all of the third quarter and most of the fourth. With just over a minute remaining in regulation, the Falcons took advantage of great field position and scored on a 39–yard touchdown pass from Dave Archer to Sylvester Stamps to tie the game at 10. The Falcons won the overtime coin toss and elected to receive. After generating only one first down, the Falcons were forced to give up possession. The 49ers mirrored the Falcons on their first possession of overtime and punted with 6:42 remaining. Both teams had possession two more times in overtime, but could not produce a score as the game ended in a 10–10 tie.

	1st	2nd	3rd	4th	OT	Final
49ers	7	3	0	0	0	10
Falcons	3	0	0	7	0	10

October 9, 1988

Denver 16, San Francisco 13

Two of the best teams in the NFL faced off in an inter conference battle as the Denver Broncos visited Candlestick Park. The 49ers started the scoring with a 37–yard Mike Cofer field goal with 4:52 remaining in the first quarter. The Broncos answered early in the second with a 27–yard field goal by Rich Karlis to knot the game at three. With San Francisco's second possession of the second quarter, Joe Montana opened up the offense and led the 49ers 95 yards and capped it off with a six–yard quarterback sneak for a 10–3 lead at halftime. The only scoring in the third quarter came on Karlis' 27–yard field goal with five minutes remaining, cutting the 49ers lead to 10–6. Cofer quickly answered with a 27–yard field goal with one minute on the clock in the third quarter for the 13–6 lead. After an injury, John Elway returned to hit Vance Johnson with an eight–yard touchdown pass. Neither team could score in the final minutes of regulation and headed into overtime. On San Francisco's first possession, Andre Townsend sacked Montana, injuring his ribs. Steve Young took over, and on his first play threw an interception to Mark Haynes ending the threat. After a five–and–out drive by the Broncos, the 49ers took over on their own five–yard line. A second Young interception, deep in Broncos territory, helped set the stage for Karlis to connect on a 22–yard game–winning field goal.

	1st	2nd	3rd	4th	OT	Final
49ers	3	7	3	0	0	13
Broncos	0	3	3	7	3	16

December 9, 1990

San Francisco 20, Cincinnati 17

A capacity crowd filled Riverfront Stadium as the San Francisco 49ers invaded Cincinnati for a late-season battle. On the Bengals first possession, Boomer Esiason drove his team 70 yards for the game's opening score, a two-yard touchdown pass to Craig Taylor. San Francisco answered back on its next possession when Tom Rathman capped off a 73-yard drive with a one-yard plunge into the end zone for the 7-7 tie. Cincinnati came out strong in the second half. The Bengals scored on a Jim Breach field goal to open the third and break the tie. San Francisco enjoyed its first lead of the game after Harry Sydney scored on a three-yard run. With just over two minutes elapsed in the fourth quarter, Ickey Woods dove in from one yard out to regain the lead for Cincinnati, 17-14. The 49ers next drive stalled and they would not regain possession until only 4:11 remained in regulation. On the first play, Joe Montana hit Jerry Rice for a 29-yard strike and guided the team down to the Cincinnati six-yard line. Mike Cofer hit a 23-yard field goal with just over a minute remaining to send the game into overtime. San Francisco won its first coin toss in five overtime games and wasted no time driving 75 yards in 11 plays to set up Cofer's 23-yard game-winning field goal and the 20-17 victory.

	1st	2nd	3rd	4th	OT	Final
49ers	7	0	7	3	3	20
Bengals	7	0	3	7	0	17

January 3, 1994

Philadelphia 37, San Francisco 34

Turnovers and an ill-timed penalty marred the 49ers first overtime game in four years. The Philadelphia Eagles struck early and often, first on a 34-yard Roger Ruzek field goal five minutes into the game. On San Francisco's first possession, Steve Young was hit and fumbled the ball, which was recovered by Byron Evans who returned it 30 yards for a touchdown and a 10-0 lead. With Bubby Brister at the helm, the Eagles drove 76 yards in the opening minutes of the second quarter and connected with Calvin Williams for a 13-yard touchdown to push the lead to 17-3. Brister again guided Philadelphia to an eight-play, 64-yard touchdown scoring drive to take a commanding 21-point lead. The 49ers end zone drought ended with just less than two minutes remaining in the half when Young hit Jerry Rice for a three-yard touchdown that brought the score to 24-10 at halftime. San Francisco started the second half with a 60-yard kickoff return by Dexter Carter to give the 49ers the ball on Philadelphia's 38-yard line. Capping off a punishing 38-yard, nine-play drive, Ricky Watters ran 11 yards for the score. After a Philadelphia punt, John Taylor caught a 38-yard touchdown pass to tie the game at 24. Philadelphia took advantage of a Young injury by intercepting a Steve Bono pass. The Eagles worked quickly, moving 69 yards in just two plays to take a 31-24 lead. San Francisco gave Philadelphia good field position again with a fumble on its own 40, allowing the Eagles to increase their lead to 10 with a Ruzek 32-yard field goal in the third quarter. Set up by a Don Griffin interception, Bono drove the 49ers 42 yards and scored on a one-yard keeper that closed the gap to 34-31. After a Philadelphia punt, the Niners drove down and tied the game on a Cofer 29-yard field goal with 15 seconds left in regulation. San Francisco won the overtime coin toss and elected to receive, but failed to score on two overtime possessions. On Philadelphia's second possession of overtime, they drove to San Francisco's 20-yard line. With four seconds showing on the clock, the Eagles set up for a 38-yard field goal. Ruzek missed the field goal wide

right, but Merton Hanks was flagged for roughing the kicker. After a 10-yard penalty, Ruzek hit a 28-yarder with no time left on the clock for the 37-34 win.

	1st	2nd	3rd	4th	OT	Final
49ers	3	7	14	10	0	34
Eagles	10	14	10	0	3	37

October 14, 1996

Green Bay 23, San Francisco 20

With Steve Young out with a groin injury, Elvis Grbac led San Francisco against Brett Favre and the Green Bay Packers. After an unsuccessful first possession, the Packers scored on a 30-yard field goal by Chris Jacke with just over five minutes remaining in the first quarter for the 3-0 lead. They took a 6-0 lead on another Jacke 25-yard field goal. On San Francisco's second possession of the second quarter, Grbac led a six-play, 36-yard drive that resulted in a Jeff Wilkins 48-yard field goal. After a three-and-out series by the Packers, Jerry Rice caught a seven-yard touchdown from Grbac for a 10-6 lead. Aided by a Dana Stubblefield interception, Rice and Grbac put the 49ers up 17-6 at the half with a 13-yard touchdown pass. Green Bay trimmed the lead to 17-14 when Favre hit Don Beebe for a 59-yard touchdown and followed it with a two-point conversion toss to Edger Bennett. Chris Jacke hit a 35-yard field goal to tie the game at 17 with 3:24 left in regulation. San Francisco won the overtime coin toss but was forced to punt after going three-and-out. Green Bay received the ball on its own 44 and drove 21 yards to set up Jacke for a 53-yard field goal for the 23-20 victory.

	1st	2nd	3rd	4th	OT	Final
49ers	0	17	0	3	0	20
Packers	6	0	8	6	3	23

November 10, 1996

Dallas 20, San Francisco 17

The two most dominating teams in the NFL met in a mid-season battle for NFC supremacy as the Dallas Cowboys traveled to 3Com Park. The 49ers jumped out to a quick lead after a Jeff Wilkins 28-yard field goal. They extended their lead to 10-0 on a 29-yard touchdown strike from Steve Young to Iheanyi Uwaezuoke. Quiet for most of the first half, the Cowboys finally got on the board with a 72-yard scoring drive that ended on a Troy Aikman three-yard touchdown run, which cut the deficit to 10-7 at halftime. Defenses dominated in the third quarter with neither team allowing a score. Dallas ended the scoring drought with a Chris Boniol 26-yard field goal four seconds into the fourth quarter to tie the game at 10. With Young out in the second half after sustaining a concussion, Elvis Grbac led San Francisco on a nine-play, 68-yard scoring drive on its next possession. Terry Kirby capped it off with a 27-yard touchdown run. After Fred Strickland intercepted a Grbac pass at the 49ers 15-yard line, Troy Aikman hit Eric Bjornson for a six-yard touchdown pass, knotting the game at 17 and forcing overtime. The Cowboys won the overtime coin toss and wasted no time marching down the field. After 12 plays, Chris Boniol hit the game-winning 29-yard field goal for the 20-17 victory.

	1st	2nd	3rd	4th	OT	Final
49ers	10	0	0	7	0	17
Cowboys	0	7	0	10	3	20

November 24, 1996

San Francisco 19, Washington 16

In the 49ers second overtime game in November, and third of the season, the Washington Redskins hosted San Francisco for the first time in two years. In what would prove to be a game dominated by special teams, San Francisco struck first with a 20-yard field goal from Jeff Wilkins. Washington's Scott Blanton hit field goals from 19 and 48 yards out and Wilkins added another to knot the score at six going into halftime. The only score in the third quarter came on a Blanton field goal from 41 yards out to give Washington a 9-6 lead. San Francisco got on the board first in the fourth quarter with a Wilkins 44-yard field goal three minutes into the period. On the ensuing possession, Gus Ferotte drove the Redskins 78 yards, which culminated with a Jamie Asher 20-yard touchdown reception. The 49ers tied the game with 1:57 remaining in regulation on a one-yard run by William Floyd, forcing overtime. San Francisco won the coin toss and promptly went on a 48-yard scoring drive that was capped by a 38-yard field goal by Wilkins for the 19-16 win.

	1st	2nd	3rd	4th	OT	Final
49ers	3	3	0	10	3	19
Redskins	0	6	3	7	0	16

September 6, 1998

San Francisco 36, New York Jets 30

In the opening weekend of the 1998 season, fans were treated to one of the most exciting games and one of the most exciting plays in NFL history. After a fast-paced first half, the 49ers found themselves trailing 17-14 at halftime after Glen Foley hit Wayne Chrebet from six-yards out for the score with 32 seconds remaining in the second quarter. On its first possession in the second half, San Francisco evened the score at 17 with a 22-yard field goal by Wade Richey. On the following possession, Foley found Keyshawn Johnson for a 21-yard touchdown and a 24-17 lead. With just over three minutes remaining in the third quarter, Jerry Rice caught a 14-yard touchdown from Steve Young to bring the 49ers within one. The extra point was blocked and the score remained 24-23 heading into the fourth quarter. New York extended its lead to 27-23 after a John Hall 32-yard field goal. San Francisco took possession with 3:38 left in regulation and went on a 76-yard, five-play drive that was capped by a 38-yard touchdown pass from Young to J.J. Stokes, giving the 49ers the lead 30-27 with just over one minute remaining in regulation. New York then drove the ball to the 49ers 13-yard line, where John Hall tied the game at 30 with just three seconds on the clock. Both New York and San Francisco went three-and-out on their first possessions of overtime. The Jets moved to mid-field on their second possession before being forced to punt, pinning the 49ers on their own four-yard line. With 11:09 remaining in overtime, on San Francisco's first play of its second possession, Young gave the ball to Garrison Hearst, who ran right and broke six tackles on his way to a 96-yard, game-winning touchdown run and the 36-30 victory.

	1st	2nd	3rd	4th	OT	Final
49ers	7	7	9	7	6	36
Jets	3	14	7	6	0	30

December 6, 1998

San Francisco 31, Carolina 28

San Francisco extended its winning streak to four games with an exciting, high-scoring match-up with the Carolina Panthers. After an explosive first half, the 49ers took a 21-7 lead going into halftime. San Francisco started the second half with a five-play drive, which covered 90 yards, including a Garrison Hearst 71-yard touchdown run. The drive gave the 49ers a commanding 28-7 lead. With just 52 seconds left in the third quarter, Steve Beuerlein connected with Anthony Johnson on a 38-yard touchdown pass to cut the deficit to 28-14. On their first possession of the fourth quarter, the Panthers drove 76 yards in five plays and scored on a Beuerlein-to-Raghib Ismail 40-yard touchdown pass. Minutes later, Carolina tied the game at 28 with a 10-yard run by Tshimanga Biakabutuka. Carolina won the overtime coin toss and elected to receive. The Panthers ran two unsuccessful plays, and Beuerlein fumbled on the third, giving San Francisco possession on Carolina's 30-yard line. The 49ers picked up 25 yards driving to the Panthers five, where Wade Richey hit a 23-yard field goal for the 31-28 win.

	1st	2nd	3rd	4th	OT	Final
49ers	7	14	7	0	3	31
Carolina	7	0	7	14	0	28

December 26, 1999

Washington 26, San Francisco 20

The Washington Redskins visited 3Com Park and battled the San Francisco 49ers to their second overtime game in the last three meetings. San Francisco struck first with an 80-yard drive in 13 plays, capped off with a Charlie Garner four-yard touchdown run and a 7-0 lead. Early in the second quarter, Washington answered back with an 80-yard drive of its own, ending with a Brad Johnson-to-Michael Westbrook 65-yard touchdown strike. With a pair of Wade Richey field goals, San Francisco went into halftime with a 13-7 lead. Washington cut the deficit to three after Brett Conway nailed a 47-yard field goal in the third quarter. The 49ers extended their lead to 20-10 with a 78-yard scoring drive that ended on a five-yard touchdown pass from Jeff Garcia to J.J. Stokes. At the beginning of the fourth quarter, Conway connected on a 34-yard field goal to bring the Redskins within seven. Washington then struck again with 3:30 left in the game when Brad Johnson plunged in from one-yard to tie the game at 20. San Francisco threatened with just over one minute to go, driving to the Redskins 22-yard line before fumbling, which Washington recovered to force overtime. Washington won the overtime coin toss and promptly moved the ball to the San Francisco 33-yard line in three plays. On first down, Johnson hit Larry Centers for a 33-yard touchdown pass and the 26-20 win.

	1st	2nd	3rd	4th	OT	Final
49ers	7	6	7	0	0	20
Redskins	0	7	3	10	6	26

October 8, 2000

Oakland 34, San Francisco 28

In a game for the ages, the 49ers fell in overtime to the visitors from across the Bay, the Oakland Raiders. The Raiders jumped out to the early 6-0 lead on two Sebastian Janikowski field goals. The 49ers answered back, scoring 14 unanswered points to close out the first half. The Raiders dominated the third quarter, holding onto the ball for more than 11 minutes and scoring two touchdowns. After another score by the Raiders to start the fourth, the 49ers started their comeback. After a Jeff Garcia-to-Terrell Owens scor-

ing toss and another score on a nine-yard touchdown run by Charlie Garner, San Francisco tied the game at 28. On their next possession, the Raiders drove down to San Francisco's 23-yard line, but on fourth-and-10, Janikowski missed a 41-yard field goal wide left. The 49ers, with a chance to win the game, took possession and moved the ball down to the Oakland 29-yard line. On fourth-and-one, the Raiders defense stiffened and stopped a leaping Charlie Garner for no gain. The Raiders took over on downs, but couldn't get their offense going and were forced to punt back to the 49ers, who ran out the clock and forced the game into overtime. The Raiders won the toss and marched down to the 49ers 25-yard line. Janikowski came on to attempt the game-winning field goal, but missed wide right, his second missed field goal of the day. The 49ers took over and drove all the way to the Raiders 11-yard line. On first down, Wade Richey attempted the game-winning field goal, but was blocked and possession went back to the Raiders. Following two pass completions and a pass interference call on the 49ers, the Raiders finally put the game away with a 31-yard scoring toss from Rich Gannon to Tim Brown for the win.

	1st	2nd	3rd	4th	OT	Final
49ers	0	14	0	14	0	28
Raiders	3	3	15	7	6	34

September 9, 2001

San Francisco 16, Atlanta 13

The 49ers began the 2001 regular season in an exciting fashion, defeating the visiting Atlanta Falcons 16-13 in overtime. The 49ers trailed by seven points at halftime and began the fourth quarter with a 10-point deficit. A J.J. Stokes touchdown reception narrowed the gap before Jose Cortez's field goal attempt tied the game at 13 with 11 seconds remaining in regulation. The 49ers won the coin toss in overtime and elected to receive. On the drive the 49ers faced a third-and-five when Jeff Garcia rifled a pass to Tai Streets, who raced 53 yards to the Falcons 23-yard line. Three plays later, Cortez nailed a 24-yard field goal to lift the 49ers to victory.

	1st	2nd	3rd	4th	OT	Final
49ers	0	3	0	10	3	16
Falcons	7	3	3	0	0	13

October 14, 2001

San Francisco 37, Atlanta 31

The 49ers had their second overtime game of the 2001 season against the Falcons, sweeping Atlanta in the season series by winning 37-31. The 49ers rallied back from deficits of 20-7 at the half and 31-17 in the fourth quarter. The Falcons went up 14-0 early in the game. The 49ers put their first points of the game on the board in the second quarter when Jeff Garcia scored on a seven-yard run. The Falcons answered back with two field goals and went up 20-7 at halftime. Terrell Owens, who did not catch a pass in the first half, roared back to catch nine passes for 183 yards and a career-high three touchdowns. After a 49ers touchdown, at the hands of Kevan Barlow, and a touchdown by the Falcons, the 49ers were down 31-24 with just 2:22 remaining in the game. Garcia led the team on a 10-play, 72-yard drive when he hooked up with Owens from 17 yards out to tie the game at 31 with just 21 seconds remaining. The 49ers won the toss in overtime and drove to the Falcons 14-yard line. A mishandled snap between Garcia and Dave Fiore, who was filling in at center for an injured Jeremy Newberry, was recovered by the Falcons and their offense took over. The 49ers defense rose to the challenge, forcing Atlanta into a three-and-out possession. After the punt, San Fran-

cisco began at its own 33-yard line. After picking up one first down, Garcia faced third-and-five when he connected with Owens, who raced 52 yards for his third touchdown and the 37-31 overtime victory.

	1st	2nd	3rd	4th	OT	Final
49ers	0	7	10	14	6	37
Falcons	14	6	0	11	0	31

October 28, 2001

Chicago 37, San Francisco 31

The 49ers had their second consecutive overtime game and their third of the 2001 season as they dropped a 37-31 decision to the Chicago Bears. San Francisco went up early in the first quarter after Bryant Young forced a fumble, which Julian Peterson scooped up and returned 26 yards for the touchdown. The 49ers struck again when Jeff Garcia hooked up with Justin Swift for a one-yard touchdown and the 14-0 lead. The Bears answered back with a safety and a touchdown, making the score 14-9 at the half. In the third quarter, the 49ers struck first when Garrison Hearst scored his first touchdown since 12-14-98 on a 60-yard bomb from Garcia. The Bears offense then took over and drove down to the 49ers 10-yard line where Zack Bronson intercepted a Shane Mathews pass and returned it a team-record 97 yards for the touchdown. After a Chicago touchdown and a 49ers field goal, the score was 31-16 early in the fourth quarter. The Bears then racked up 15 unanswered points on two touchdown drives to tie the game at 31 and send it into overtime. The 49ers won the coin toss and the offense took over. On the first play from scrimmage, Garcia was intercepted by Mike Brown, who raced 33 yards for the touchdown and the 37-31 victory for Chicago.

	1st	2nd	3rd	4th	OT	Final
49ers	14	0	14	3	0	31
Bears	0	9	7	15	6	37

November 18, 2001

San Francisco 25, Carolina 22

In their fourth overtime game of the season, setting a new team record, the 49ers pulled out an exciting 25-22 victory over the Carolina Panthers. The game was a see-saw battle with each team going back and forth until the fourth quarter. The Panthers went ahead late in the fourth quarter after a Jeff Garcia interception. Wesley Walls scored on a 24-yard pass, but the two-point conversion failed, leaving the Panthers with a slim 19-14 lead. On the next 49ers drive, Garcia was intercepted again, this time deep in 49ers territory. The San Francisco defense held Carolina to only a field goal and the 49ers were down 22-14 with just 1:52 remaining in the game. Garcia started the offense on its own 34-yard line and began the two-minute drill. The 49ers moved down the field to the Panthers seven-yard line, where Garcia threw a fade route to Terrell Owens, who snatched it out of the air with one second remaining on the clock to cut the score to 22-20. Garcia then found Eric Johnson in the end zone for the two-point conversion to send the game into overtime. San Francisco won the coin toss and started its drive at its own 26-yard line. Garcia completed three-of-four passes for 27 yards, while Garrison Hearst rushed twice for 34 yards to bring the 49ers down to Carolina's nine-yard line. Jose Cortez came on for the game-winning field goal from 26 yards out, splitting the uprights to give the 49ers the 25-22 overtime victory.

	1st	2nd	3rd	4th	OT	Final
49ers	0	7	7	8	3	25
Panthers	7	3	3	9	0	22

November 3, 2002

San Francisco 23, Oakland 20

The 49ers visited the Oakland Raiders and turned in an exciting performance. Tied at 13 entering the fourth quarter, the game saw back and forth before heading into overtime. San Francisco scored first in the fourth quarter when Jeff Garcia connected with Tai Streets for a three-yard touchdown to take the lead at 20-13. Oakland answered after the ensuing kickoff went out of bounds and the Raiders got the ball at their own 40-yard line. Oakland converted a crucial fourth-and-three play to maintain possession and ended the drive with a 10-yard touchdown run by Charlie Garner with just over six minutes remaining. The 49ers then ate up the clock with an impressive 13-play drive into scoring position, where Jose Cortez missed a 27-yard field goal at the end of regulation to send the game into overtime. The 49ers won the toss and launched a 17-yard drive. It was there that Cortez lined up for the game-winning 23-yard field goal that sailed through the uprights.

	1st	2nd	3rd	4th	OT	Final
49ers	10	0	3	7	3	23
Raiders	7	6	0	7	0	20

November 17, 2002

San Diego 20, San Francisco 17

In their second overtime game in three weeks, the 49ers dropped a close one to the San Diego Chargers. San Francisco took the early lead, leading 17-7 at the start of the fourth quarter. However the Chargers reeled off 10 unanswered points in the final period to tie the game at 17 to send it into overtime. In overtime, the Chargers won the toss and returned the opening kickoff 39 yards. But the drive stalled there and San Diego was forced to punt. On the ensuing 49ers possession, the offense drove down the field to the San Diego 23-yard line where Jose Cortez's game-winning field goal sailed wide right. The Chargers took over and promptly drive down the field in nine plays where Steve Christie nailed the 40-yard game-winning field goal.

	1st	2nd	3rd	4th	OT	Final
49ers	0	7	10	0	0	17
Chargers	7	0	0	10	3	20

September 14, 2003

St. Louis 27, San Francisco 24

In an early-season division battle, the St. Louis Rams prevailed over the 49ers in overtime in a back and forth battle. The Rams went ahead late in the fourth quarter, 24-17, with 3:20 remaining. Undaunted, Jeff Garcia calmly led his team down the field for the game-tying 13-yard touchdown pass to Terrell Owens with 19 seconds remaining in regulation. The 49ers recovered a fumble on the ensuing kickoff and had the ball at midfield. After an incomplete pass, Garcia connected with Cedrick Wilson on a 29-yard pass on second down with nine seconds remaining. Instead of falling to the ground and taking a timeout, Wilson kept running and was tackled as time ran out and the game headed into overtime. The Rams won the toss and received the kickoff, which they returned to their 48-yard line. After a one-yard run by Marshall Faulk, the 49ers were penalized 15 yards for a face mask penalty. Marc Bulger then completed two straight passes which brought St. Louis to the 49ers 10-yard line. Jeff Wilkins then came on and hit the winning 28-yard field goal.

	1st	2nd	3rd	4th	OT	Final
49ers	7	3	7	7	0	24
Rams	7	0	7	10	3	27

October 26, 2003

Arizona 16, San Francisco 13

In another division battle, the 49ers had their second overtime game of the season, this time at Arizona. The field goal kicking was the story of this game as the 49ers missed both field goal attempts and made only 1-of-2 PATs and the Cardinals made only 3-of-6 field goal attempts. The Cardinals had the lead 13-6 in the fourth quarter when the 49ers tied the game on one of the most improbable touchdowns in team history. Jeff Garcia fumbled at the one-yard line and the ball was recovered by offensive lineman Kwame Harris, who scored his first career touchdown. The game was tied at 13 with 2:25 left to play. The Cardinals had another shot to get into scoring position, but were forced to punt and gave the 49ers one more shot for the victory with almost six minutes remaining in regulation. San Francisco then launched a drive that put the offense at the Arizona 16-yard line. But Owen Pochman missed the potential game-winning field goal, his second missed field goal of the day, this time from 35 yards out. This breathed new life into Arizona, who drove down to the San Francisco 32-yard line. With five seconds remaining in regulation, Tim Duncan attempted the game-winning 50-yard field goal, which was short, and the game headed to overtime. In overtime, the Cardinals won the toss and drove down to the 49ers 22-yard line in eight plays. Duncan set up for another chance at a game-winning field goal, this one from 39 yards out. The kick sailed through the uprights and the Cardinals notched the 16-13 victory.

	1st	2nd	3rd	4th	OT	Final
49ers	6	0	0	7	0	13
Cardinals	7	3	3	3	3	16

December 21, 2003

San Francisco 31, Philadelphia 28

The 49ers recorded their first overtime win of the season and also their first road win of 2003 with a 31-28 victory over Philadelphia. The two teams traded points back and forth heading into the final quarter. The 49ers kicked a 25-yard field goal on the first play of the fourth quarter to cut Philadelphia's lead to 21-20. On San Francisco's next possession, Kevan Barlow ran for 26 of his career-high 154 total yards and scored from one-yard out to give the 49ers a 26-21 lead. The two-point conversion attempt was successful and the 49ers had a seven-point lead with five minutes remaining in the game. The Eagles answered with a 10-play drive, adding seven points to tie the game on a Todd Pinkston touchdown grab with a little over a minute remaining in regulation. Philadelphia won the overtime coin toss and started its drive at its own 21-yard line. On the first play in the extra period, Tony Parrish, who notched an interception on the game's first drive, intercepted another pass and ran it back to the Eagles four-yard line. Todd Peterson then came out and nailed the 22-yard game-winning field goal.

	1st	2nd	3rd	4th	OT	Final
49ers	7	7	3	11	3	31
Eagles	0	14	7	7	0	28

October 10, 2004

San Francisco 31, Arizona 28

QB Tim Rattay joined an elite group of quarterbacks who have led the 49ers to come from behind victories in a 31-28 overtime victory against the visiting Arizona Cardinals at Monster Park. Rattay coolly directed two late fourth-quarter scoring drives that sent the game into overtime after trailing by 16 points with 8:19 remaining. In overtime, Rattay again led the team

downfield and buoyed by a roughing the passer penalty, put them into scoring position where K Todd Peterson banged home the game-winning 32-yard field goal. Rattay finished the game with a CAREER-HIGH 417 yards passing and a quarterback rating of 99.8. He was an impressive 14 of 20 for 115 yards and two touchdowns in the fourth quarter. He also broke QB Joe Montana's team record by completing 38 passes. Montana held the previous mark of 37. Rattay's favorite target on the day was TE Eric Johnson who hauled in a career-high 13 receptions for 162 yards and one touchdown. Johnson caught a six-yard touchdown from Rattay with 4:35 remaining in the game that pulled the 49ers within 10 points. Rattay ran in the two-point conversion and suddenly the 49ers were within eight points. Now they needed a stop and the defense was up to the task, forcing a Cardinals punt. Taking over at the 49ers 28-yard line, Rattay started off with a nine-yard pass to WR Curtis Conway, then scampered 15 more yards before hitting Conway on a 14-yard pass to get the 49ers to the Cardinals 23. From there Rattay found WR Brandon Lloyd in the corner of the end zone and the 49ers were within two points. Lloyd then slipped in front of the defender and caught Rattay's two-point offering sending the game into overtime. The 49ers won the overtime coin toss and never relinquished the ball. A roughing the passer penalty on Arizona's DT Darrell Dockett helped the 49ers cause and Rattay took advantage as he quickly moved the team into scoring position where Peterson knocked home the game-winner.

	1st	2nd	3rd	4th	OT	Final
49ers	0	6	6	16	3	31
Cardinals	0	14	0	14	0	28

December 12, 2004

San Francisco 31, Arizona 28

First-year RB Maurice Hicks earned the game ball after an inspiring 139-yard performance on 34 attempts. He and QB Ken Dorsey carried the 49ers to their second victory of the season, a 31-28 overtime victory in Arizona. San Francisco did have to work for the win, despite taking a 28-3 lead in the third quarter. The Cardinals staged a furious rally and almost answered the 49ers overtime win earlier in the season at Monster Park. But some key plays from the defense and the legs of Hicks proved the difference of the day. Hicks, making his first career NFL start, had four carries for 42 yards in overtime including a significant 17-yard gain that set-up K Todd Peterson's game-winning field goal. Facing 2nd and 3 from the Cardinals 30-yard line, Hicks took the handoff from Dorsey, cut off the tackle to his right and raced downfield before he was knocked out of bounds at the 13. Dorsey finished the game completing 18 of 34 passes for 191 yards and three scores for a passer rating of 99.0. Starting for the injured QB Tim Rattay, Dorsey threw his first career touchdown to WR Brandon Lloyd for the first score of the day. He then connected twice with WR Cedrick Wilson for scores as Wilson led the receiving efforts with five receptions for 83 yards and two scores, including a 19-yard catch to keep the 49ers game-winning drive alive. Dorsey was sacked just once in his 34 passing attempts behind an offensive line that played its best game of the year.

	1st	2nd	3rd	4th	OT	Final
49ers	7	14	7	0	3	31
Cardinals	0	3	7	18	0	28

January 1, 2006

San Francisco 20, Houston 17

The San Francisco 49ers rallied from a 10–0 first quarter deficit for a 20–17 overtime victory over the Houston Texans to close out the 2005 campaign with two consecutive wins for a 4–12 record. The 49ers dominated the line of scrimmage, gaining 182 yards on the ground and controlling the clock for 44:03. The 49ers used a combination of RB Frank Gore (108 yards) and RB Maurice Hicks (64 yards) to take control on the ground. S Mike Adams was the star of the game on defense after finishing with two interceptions, one that was returned for a touchdown and the other that led to the game-winning field goal in overtime. QB Alex Smith helped lead the 49ers to a touchdown at the end of the first half by converting a key third-and-13 situation with a 14-yard strike to WR Brandon Lloyd and then three plays later threw his first NFL touchdown pass when he rolled to his right and found Lloyd in the back of the end zone for a 14-yard score. The 49ers took the second half kick and went on a 14-play, 56-yard drive that ended with a 42-yard field goal by Nedney to tie the game at 10–10. Houston responded when Banks fired a 31-yard pass to WR Corey Bradford to get into San Francisco territory followed by a 25-yard touchdown pass to Bradford to retake the lead at 17–10. Adams, who made his first NFL start at cornerback, intercepted QB Tony Banks at the end of the third quarter and returned it 40 yards for a touchdown to tie the game at 17–17. Then in overtime, Banks went deep but Adams intercepted the pass and alertly lateraled to S Ben Emanuel, who ran 35 yards to the Houston 21-yard line. After two short runs, PK Joe Nedney nailed a 33-yard field goal to give the 49ers the 20–17 victory.

	1st	2nd	3rd	4th	OT	Final
49ers	0	7	10	0	3	20
Texans	10	0	7	0	0	17

December 31, 2006

San Francisco 26, Denver 23

The San Francisco 49ers overcame a 13–0 deficit to pull out a 26–23 win over the Denver Broncos at Invesco Field at Mile High. The 49ers played the role of spoilers when the victory knocked the Broncos out of the playoffs. The 49ers come-from-behind win was led by three outstanding individual efforts: RB Frank Gore gained 153 rushing yards, PK Joe Nedney kicked four field goals along with the game winner in overtime, and CB Walt Harris snagged two interceptions, including a 28-yard touchdown return in the third quarter. WR Bryan Gilmore had two key plays in overtime to advance the 49ers into field goal range for the game winning kick. During the first half, strong 49ers goal-line defense helped limit Denver to a pair of field goals on drives that were stopped when the Broncos were in first-and-goal situations. The 49ers defense again held Denver to a field goal in the third quarter when the Broncos had a first-and-goal inside the five-yard line. Denver went ahead 13–0 in the second quarter when CB Champ Bailey took a deflected theft 70 yards into the end zone. Nedney booted a 46-yard field goal to put the score at 13–3 in Denver's favor at the end of the half. San Francisco rallied in the second half, converting its first series into a 12-play, 76-yard touchdown drive. FB Moran Norris caught a short pass from Smith and weaved in and out of traffic for a 32-yard touchdown. The 49ers took the lead on the ensuing drive when Harris picked off QB Jay Cutler and went 28 yards untouched for a touchdown that gave the 49ers a 17–13 lead. Denver responded with a field goal on the next series, but the 49ers added two field goals in the

fourth quarter for a 23–16 advantage with 6:14 to play in regulation. Cutler completed a nine-yard touchdown pass to TE Tony Scheffler to tie the game at 23–23 and send it into overtime. Denver won the coin toss, but was forced to punt on two drives before a 12-yard return by PR Brandon Williams allowed the 49ers to start their game-winning drive at their own 39-yard line. Gilmore gained 20 yards on an end route and then caught a 14-yard pass from QB Alex Smith for a first down at the Denver 25-yard line. Two plays later, Nedney kicked a 36-yard field goal to give San Francisco the win.

	1st	2nd	3rd	4th	OT	Final
49ers	0	3	14	6	3	26
Broncos	3	10	3	7	0	23

November 25, 2007

San Francisco 37, Arizona 31

The San Francisco 49ers completed a series sweep of the Arizona Cardinals with a 37–31 overtime victory to snap an eight-game losing streak at the University of Phoenix Stadium. DE Ron Fields forced QB Kurt Warner to fumble on a sack in the end zone, and LB Tully Banta-Cain recovered the ball for a touchdown in overtime to seal the win. The play was set up after PK Neil Rackers missed a 32-yard field goal in overtime. Rackers was successful on a field goal from the San Francisco nine-yard line, but the Cardinals were penalized for a delay of game penalty, moving the ball back to the 14-yard line where Rackers was wide to the left. A 59-yard punt by P Andy Lee followed by an Arizona penalty forced the Cardinals to begin their next drive at the three-yard line, setting up the 49ers defensive touchdown to get the win. RB Frank Gore went over the 100-yard mark for the first time in 2007, finishing with 116 yards and two touchdowns, including a 35-yard touchdown run with 1:25 to play to give the 49ers a 31–28 lead. Warner completed five passes on the ensuing drive to get Arizona to the one-yard line with six seconds to play. CB Donald Strickland broke up a pass in the end zone to force Arizona to settle for a 19-yard field goal as time expired in regulation. In overtime, Warner completed a short pass to WR Sean Morey, who raced down the sidelines for a 62-yard gain before LP Patrick Willis caught up with him to make a game-saving tackle at the 14-yard line. That set up Rackers game-winning field goal attempt. The 49ers had three first half turnovers with two CB Walt Harris interceptions and a strip by CB Nate Clements to lead to 14 points. San Francisco had a 17–7 lead and appeared to be in position to take a 17–14 halftime lead after Harris' second interception gave the 49ers a first down at their own 41-yard line. QB Trent Dilfer moved the team inside Arizona territory to the 37-yard line with 11 seconds to go to set up a field goal attempt. PK Joe Nedney attempted a 55-yard field goal that went wide, leaving six seconds on the board for the Cardinals. Warner completed a short pass to the sideline and then with two seconds left completed a 48-yard Hail Mary pass to WR Larry Fitzgerald for a touchdown and a 21–17 halftime lead. A 57-yard touchdown pass from Dilfer to WR Arnaz Battle in the third quarter pushed the 49ers back in front, 24–21, heading into the final quarter. Cardinals backup QB Tim Rattay completed a two-yard touchdown on a fourth-down play midway in the fourth quarter to take a 28–24 lead. Gore's 35-yard touchdown with 1:25 recaptured the lead for San Francisco, but Rackers last second field goal sent the game to overtime.

	1st	2nd	3rd	4th	OT	Final
49ers	7	10	7	7	6	37
Cardinals	7	14	0	10	0	31

September 14, 2008

San Francisco 33, Arizona 30

The San Francisco 49ers overcame a 14–point first quarter deficit to win 33–30 in overtime after PK Joe Nedney nailed a 40-yard game-winning field goal. After closing the gap to 20–13 at halftime, the 49ers intercepted Seattle on the first two drives of the second quarter, including one that was returned for a touchdown. On the first series of the second half, CB Walt Harris tipped a QB Matt Hasselbeck pass that was picked off and returned 86 yards for a touchdown by LB Patrick Willis to tie the game at 20–20. On the next series, DE Ray McDonald tipped a pass that was intercepted by Harris at the Seattle 41-yard line to help set up the go-ahead touchdown. QB J.T. O'Sullivan completed back-to-back passes to WR Bryant Johnson to move the 49ers to the 22-yard line to help get into position for a two-yard touchdown run by RB Frank Gore to lift the 49ers in front, 27–20. Seattle responded with a 15-play, 74-yard drive that ended in a touchdown to tie the game at 27–27. After both teams exchanged field goals to get the score tied at 30–30, the 49ers forced Seattle to punt from its own 12-yard line and the 49ers began a drive at the Seattle 49-yard line with 1:09 to play in regulation. The team moved to the 23-yard line with three seconds to play to set up a game-winning field goal attempt. Nedney's 41-yard attempt sailed wide to the right to send the game to overtime. The 49ers won the toss and elected to receive. O'Sullivan completed a 33-yard pass to WR Isaac Bruce on third-and-seven and a five-yard pass to WR Arnaz Battle on a third-and-two situation to push the 49ers to the 23-yard line where Nedney connected on a 40-yard field goal to give San Francisco the win. O'Sullivan registered his first 300-yard game, finishing 20-of-32 for 321 yards with one touchdown. Bruce had his first 100-yard game as a member of the 49ers with 153 yards on four catches, including a 63-yard catch in the second quarter to help get the 49ers in position for O'Sullivan's three-yard touchdown pass to Johnson. Seattle jumped to a 14–0 first quarter after taking advantage of two miscues by the 49ers. LB Manny Lawson blocked a Seattle punt early in the game, however Seattle recovered the loose ball and converted it into a first down inside San Francisco territory on a drive that ended with a Seattle touchdown. On the next series, Seattle forced Gore to fumble deep in Seahawks territory on a play that resulted in a 10-yard touchdown return by DT Craig Terrill.

	1st	2nd	3rd	4th	OT	Final
49ers	3	10	14	3	3	33
Seahawks	14	6	0	10	0	30

November 14, 2010

San Francisco 23, St. Louis 20

The San Francisco 49ers Week 10 matchup would be a battle between NFC West foes as they hosted the division leading St. Louis Rams at Candlestick Park. With the chance to get back into the hunt for the NFC West and compile back-to-back wins for the first time this season, the 49ers would take a big step and put the game in the hands of former Heisman Trophy winner QB Troy Smith. Along with late game heroics that came down to the first overtime contest for the 49ers this season, the game proved to be a classic NFC West shootout. The Rams would also rely on a former Heisman Trophy winner in QB Sam Bradford to come in and test the 49ers at home. With two quarterbacks of storied pasts, the game turned out to be an offensive showcase as both teams would throw for a combined 607 yds., as well as 753 yds. of total offense. All

would come down to an overtime FG off the foot of K Joe Nedney, who connected on a 29-yd. game-winning kick that gave the 49ers the 23–20 win. With St. Louis winning the toss and electing to receive, Bradford started things off, marching his team down the field. The drive ultimately would be halted, but not before a K Josh Brown’s 42-yd. FG put the Rams on the board 3–0 to start the game. Coming off a bye and an extra week to prepare, the 49ers picked up right where they left off in London, as they were able to effectively spread the ball down the field, putting up 421 yds. of total offense. Smith proved to be a major part of the offensive onslaught as he completed 17 of 28 pass atts. for a career-high 356 yds. and 1 TD through the air. Smith’s 356 yds. were the most by a 49ers QB since QB Tim Rattay threw for 417 yds. on 38 of 57 pass atts. vs. Arz. (10/10/04). From start to finish, the 49ers found ways to get the ball to multiple players throughout the offense as Smith connected with 5 different receivers who registered 60 yds. rec. or more. It marked the first time in franchise history that at least 5 receivers totaled 60 yds. rec. or more. Smith started the carousel of offensive production with a 32-yd. pass to TE Vernon Davis. On the very next offensive drive, Smith hooked up with WR Josh Morgan for a 65-yd. pass deep down the right side that brought him to the 1-yd. line, setting up a 1-yd. TD run by RB Frank Gore and giving the 49ers a 7–3 lead. The 49ers offense would continue to pour on the yards as they successfully moved the ball down field and allowed Nedney to connect on a 26-yd. FG to put the home team up 10–3 with 12:04 left to go in the half. The Rams eventually would find their way into the end zone as QB Sam Bradford connected with WR Danny Amendola for a 5-yd. TD pass to tie the game at 10 a piece heading into halftime. The 49ers found themselves down heading into the 4th qtr. after Rams RB Steven Jackson scampered for a 13-yd. TD to bring the score to 10–17. With the home team down 13–17 late in the 4th qtr. the 49ers would once again turn to their quarterback. With 2:30 remaining on the clock, the 49ers faced a 3rd and 32 situation at the SF 47-yd. line. Smith then connected on back-to-back passes to Gore of 14 and 23 yds. to move the chains, before firing a 16-yd. TD strike to WR Michael Crabtree to give the 49ers the lead. Rams marched right back down the field and scored off of a 33-yd. FG by Brown, forcing overtime. After St. Louis won the toss, the 49ers defense made a crucial 3 and out stop, which included a 3rd down sack by DT Justin Smith that allowed the 49ers to get the ball back and set up the game-winning FG.

	1st	2nd	3rd	4th	OT	Final
Rams	3	7	7	3	0	20
49ers	7	3	0	10	3	23

September 18, 2011
Dallas 27, San Francisco 24

San Francisco’s regime led by Jim Harbaugh and his new but experienced staff, entered the historic rivalry match against the Dallas Cowboys with something to prove at Candlestick Park. The 49ers started off as they had hoped, scoring 2 first-half TDs and blanking America’s Team, but big pass plays late in the game would ultimately cause the Niners to fall short as they were edged 27–24 in overtime. Dallas opened the 1st qtr. marching down the field, but came up short after a failed 21-yd. FG attempt by K Dan Bailey. After exchanging the next couple of possessions, QB Alex Smith led the Niners on a 68-yd. drive, capped off by a 1-yd. TD by RB Frank Gore in the 2nd qtr. The 49ers front seven played strong, swarming and stopping the run, allowing Smith and the Niners to regain possession to take a 14–0 lead. The 12-yd. throw from Smith marked the first TD of WR Kyle Williams’ career and the team’s first passing TD of 2011. QB Tony Romo and the Cowboys answered before the half on a 71-yd. drive, capped off by a 53-yd. TD slant to WR Miles Austin, making it a one score game heading into the half. Dallas lost its starting QB for a brief stretch in the 3rd qtr., when it appeared Romo’s rib injury – occurring on the 3rd play of the game – had become too much of a hindrance. Backup QB Jon Kitna started the 3rd qtr. and threw a tying TD pass and 2 INTs in relief. Displaying good ball skills and awareness, CB Tramaine Brock came up with his 2nd INT of the season in as many weeks, reacting to a Kitna tipped pass and coming up with the turnover. Smith and the 49ers took advantage of the Cowboys turnover with a deep pass down the right sideline to TE Delanie Walker for 29 yds. and the go-ahead TD entering the 4th qtr. K David Akers connected on a 55-yd. FG, marking the longest FG in Candlestick Park history, and the Niners built up a 10-pt. cushion. The Cowboys charged back from the 24–14 deficit when Romo hit Austin for a leaping 25-yd. TD, and then directed a 10-play, 44-yd. drive in the final 4 minutes that ended with an overtime-forcing, 48-yd. field goal. After the Cowboys’ defense forced a punt on the 49ers first OT drive, Romo found backup WR Jesse Holley in stride for a 77-yd. gain that set up 19-yd. game-winning FG.

	1st	2nd	3rd	4th	OT	Final
Cowboys	0	7	7	10	3	27
49ers	0	14	7	3	0	24

January 22, 2012
New York Giants 20, San Francisco 17
NFC Championship Game

When asked what his message was to his players after falling short to the New York Giants in the NFC Championship game, Harbaugh stated, “As Sir Andrew Barton said, ‘Fight on my men, we’re hurt but not slain. We’ll lay down and bleed a while. Then we’ll rise and fight again.’” Harbaugh, of course was referring to his team’s blue-collar mentality after the Giants escaped rain-soaked Candlestick Park with a 20–17 overtime victory. “They stand toe-to-toe and fight every time they go out onto the field,” added Harbaugh. “Be forever proud of our players and coaches the way they compete.” Harbaugh got the Niners to the brink of the Super Bowl in his rookie year, taking over a 6–10 team and going 13–3 to win the NFC West. The extra minutes at Candlestick Park went in favor of the opponent in a year where most didn’t expect a storybook season. The 49ers defense played stoically, recording six sacks on Giants QB Eli Manning, which ranked 1–2nd for the most sacks in a postseason game in franchise history (6 – four times, last vs. Den. – 1/29/90). TE Vernon Davis gave the 49ers a 7–0 lead with 7:11 remaining in the 1st qtr. after running a pattern down the right sideline and outracing the secondary for a 73-yd. TD receipt. from QB Alex Smith. On their ensuing drive, the Giants drove from their own 31 to the San Francisco 34-yd. line. On 3rd-and-1, Manning and the Giants failed to get a first down despite two opportunities. The Giants eventually evened the score on a 10-play, 69-yd. drive when TE Bear Pascoe caught Manning’s short pass at the 6-yd. line and stepped into the end zone for the TD. The Giants added a FG with two seconds remaining in the 2nd qtr. to give them a 10–7 edge going into the locker room. Davis’ second TD of the game, gave the lead back to the Niners at 14–10 with 5:18 remaining in the 3rd qtr. San Francisco’s 3-play, 54-yd. TD drive was set up by a short pass to RB Frank Gore, who turned it into a 24-yd. gain. On the next play, Davis went in motion from right to left and caught a lofted pass to the end zone by Smith. The Giants took the lead back after the ball inadvertently glanced off WR Kyle Williams on a punt, giving the ball back to the Giants on their 29 yard line. Manning connected a 17-yard pass to WR Mario Manningham to give the Giants a 17–14 lead with 8:41 remaining. Williams’ 40-yd. return on the ensuing kickoff enabled the 49ers to start their next possession at their own 45. On consecutive plays, Smith scrambled for 17 yds. and RB Kendall Hunter ran for 18 more, resulting in a K David Akers game-tying FG with 5:39 to go, 17–17. After both teams went 3-and-out on their first overtime possession, a Giants takeaway on a Williams fumble, forced by LB Jacquian Williams on a punt return, gave the Giants possession at their own 36 with 9:32 remaining. After converting one first down, K Lawrence Tynes sent the season-ending 31-yd. FG through the uprights.

	1st	2nd	3rd	4th	OT	Final
Giants	0	10	0	7	3	20
49ers	7	0	7	3	0	17

November 11, 2012

St. Louis 24, San Francisco 24

The 24–24 stalemate marked the 14th tie for the 49ers since joining the NFL in 1950 and first since 1986 [10–10 at Atl. (10/19)]. It also marked the 49ers first tie at Candlestick Park since 1972 [20–20 vs. NO (10/22)]. St. Louis got off to a fast start, scoring on a 36–yd. TD pass from QB Sam Bradford to WR Brian Quick. The Rams next possession went 7–plays, for 93–yds., ending with a 7–yd. TD run by RB Steven Jackson to make the score 14–0 at the end of the 1st qtr. The 49ers answered on their next possession, driving 78–yds. on 12–plays, capped off by QB Alex Smith’s 14–yd. TD pass to WR Michael Crabtree. Crabtree’s TD receipt. came on 3rd–and–7, marking his 3rd TD on 3rd down this season, ranking t–3rd in the NFL. Crabtree has tallied a TD in each of his last 5 games against St. Louis. Following the TD drive, Smith left the game due to injury. The San Francisco defense stiffened following the offense’s TD, forcing two consecutive three–and–outs and what would have been a third if not for P Johnny Hekker’s 1st down completion on a Rams fake punt. Three plays after the fake punt, LB Aldon Smith ended the Rams drive and the 1st half with his first of 2.0 sacks in the game. Smith has recorded 9.5 sacks for the season and 23.5 for his career. Smith’s 9.5 sacks ranks 3rd in the NFL and 1st in the NFC. The first possession for each team to start the 3rd qtr. resulted in no change on the scoreboard. With 8:43 remaining in the 3rd qtr., St. Louis began a 16–play drive that milked 8:25 off the clock and resulted in a 27–yd. FG by K Greg Zuerlein, stretching the lead to 17–7. On the 49ers next possession, Alex Smith’s backup, QB Colin Kaepernick, led the Niners down the field, completing 5 of 5 pass attempts for 67–yds. Kaepernick finished the drive with a 7–yd. TD run, as he successfully dove inside the pylon with 8:48 remaining in the 4th qtr. On the ensuing kickoff, RB Isaiah Pead fumbled the ball at the St. Louis 28–yd. line. CB Tramaine Brock (1st career FF) forced the fumble, it was recovered by S Darcel McBath (1st career FR) and returned 8–yds. to the Rams 20–yd. line. The 49ers first play following the fumble resulted in a 20–yd. TD run by RB Frank Gore. Gore rushed for 97–yds. on 21 carries. The 20–yd. TD run marked his 5th TD of the season and 48th of his career. He currently trails just RB Joe Perry (50) and RB Roger Craig (50) for the most rushing TDs in franchise history. The TD made the score 21–17 in San Francisco’s favor with 8:29 left in the 4th qtr. The Rams answered the 49ers score with a score of their own, going 14–plays, for 81–yds. capped off by a 2–yd TD pass from Bradford to WR Austin Pettis. The long St. Louis drive left only 1:13 on the clock, as the 49ers trailed 24–21. Kaepernick engineered an 8–play, 63–yd. drive under pressure, accounting for 54 yds. to set K David Akers up for a 33–yd. game–tying FG to force overtime. In the extra period, St. Louis won the toss and elected to receive. On the Rams first play, Amendola recorded an 80–yd. receipt. down to the 49ers 2–yd. line, but an illegal formation penalty against the Rams erased the long catch and brought the ball back to the St. Louis 13–yd. line. A few plays later, San Francisco forced a Rams punt, setting up good field position for the 49ers offense. The 49ers drove down to the St. Louis 23–yd. line, to set Akers up for a 41–yd. FG attempt that was wide left. The Rams took the ball, drove to the San Francisco 40–yd. line and Zuerlein also missed the potential game–winning FG as neither team was able to score before the clock ran out, resulting in a tie.

	1st	2nd	3rd	4th	OT	Final
Rams	14	0	3	7	0	24
49ers	0	7	0	17	0	24

December 2, 2012

St. Louis 16, San Francisco 13

The 49ers and Rams had to play deep into overtime for the second time this season, as St. Louis outlasted San Francisco in a tough divisional matchup. Both defenses played well, resulting in only one scoring play during the 1st half. After forcing a Rams 3–and–out, the 49ers took over on their own 40–yd. line. On the first play of the drive, RB Frank Gore gained 23–yds. on the ground, putting the ball at the St. Louis 37–yd. line. The offensive line continued to open up holes for Gore, as he ran for 18 more yds. on 3 carries and capped off the drive with a 1–yd. TD run, making the score 7–0 with 3:01 remaining in the 1st qtr. After the San Francisco TD, the Rams offense was held to its second consecutive 3–and–out. With 2:31 remaining in the 2nd qtr., the 49ers defense recorded its third 3–and–out in four defensive series, with LB Aldon Smith forcing a long 3rd down after registering his 17.5 sack of the season. His 17.5 sacks ties the 49ers single–season franchise record (Fred Dean – 1983). Smith now has 31.5 career sacks, surpassing Hall of Fame DE Reggie White (31.0) for the most sacks by a player in their first two years in NFL history. On the 49ers second possession of the 3rd qtr., Kaepernick was flagged for intentional grounding in the end zone, which resulted in a safety making the score 7–2 with 4:36 left in the 3rd qtr. San Francisco answered with its next offensive possession, marching 94–yds. on 13 plays to setup K David Akers for a 23–yd. FG. WR Michael Crabtree caught 4 passes for 69 during the drive. For the game, Crabtree tallied 7 receipts. for 101 yds., marking his 2nd 100–yd. game of the season and 5th of his career. The Rams were unable to get on the scoreboard with their next offensive possession, but they did after recovering a fumble by Kaepernick on 3rd–and–3 and CB Janoris Jenkins returned the loose ball 2 yds. for a TD. QB Sam Bradford completed the 2–point conversion attempt to TE Lance Kendricks to knot the score at 10 apiece with 3:04 remaining in the 4th qtr. Kaepernick showed poise on the next possession, following the fumble, as he rushed for 50 yds. down to the St. Louis 14–yd. line. Kaepernick rushed for 84 yds. on 9 carries. His 84 yds. on the ground are the most by a 49ers quarterback since Steve Young rushed for 102–yds. vs. NO (12/23/90). Akers was able to put the 49ers up by 3 with a 33–yd. FG with 1:38 remaining. The Rams managed to drive 45 yds. on 7 plays to set Zuerlein up for a 53–yd. FG that sailed through the uprights as the clock expired to send the game into overtime. In overtime, it took 14:30 of 15 minutes to decide the outcome of the game, as Zuerlein made a 54–yd. FG to end the game with a final score of 16–13.

	1st	2nd	3rd	4th	OT	Final
49ers	7	0	0	6	0	13
Rams	0	0	2	11	3	16

PRESEASON RESULTS (SINCE 1946)

1946 (2-0)

17	L.A. Dons (San Diego/10,000)—A—24	7
34	Chicago Rockets (Kezar/34,000)—S—1	14

1947 (0-1)

7	L.A. Dons (Kezar/19,000)—A—24	14
---	-------------------------------	----

1948 (2-0)

42	L.A. Dons (Pasadena/58,207)—A—18	24
42	Baltimore (Kezar/35,139)—A—22	14

1949 (2-0-1)

28	L.A. Dons (Los Angeles/81,272)—A—10	7
21	Buffalo (Kezar/28,084)—A—14	0
21	Cleveland (Cleveland/31,157)—A—19	21

1950 (1-4)

12	Washington (Kezar/51,201)—A—20	31
10	Philadelphia (Kezar/17,000)—A—27	28
27	Baltimore (Baltimore/6,000)—A—30	14
21	Chicago Cards (Chicago/29,207)—S—1	28
10	Pittsburgh (Pittsburgh/19,733)—S—10	13

1951 (4-1)

45	Washington (Kezar/27,280)—A—19	14
7	Chicago Bears (Kezar/38,836)—A—26	24
24	Pittsburgh (Syracuse/18,000)—S—8	7
20	Green Bay (Minneapolis/19,021)—S—12	0
37	Chicago Cards (Omaha/10,000)—S—23	17

1952 (7-0)

79	SF Broncos+ (Kezar/87,000)—A—10	0
35	Washington (Kezar/35,234)—A—17	0
38	Chicago Cards (Kezar/34,109)—A—24	14
17	L.A. Rams (Los Angeles/67,799)—S—3	7
29	Pittsburgh (Pittsburgh/21,759)—S—7	14
35	Cleveland (Akron/30,199)—S13	31
76	San Jose Packers+ (SJ/6,839)—S—19	0

1953 (3-3-1)

42	Fort Ord# (Sacramento/17,000)—A—15	7
7	New York (Kezar/36,273)—A—23	20
7	Washington (Kezar/25,784)—A—30	0
10	L.A. Rams (Los Angeles/39,816)—S—3	35
31	Philadelphia (San Antonio/15,378)—S—7	28
14	Chicago Cards (Kezar/22,736)—S—13	14
21	New York (New York/22,551)—S—17	28

1954 (7-0)

42	Fort Ord# (Kezar/19,779)—A—8	14
43	New York (Kezar/29,296)—A—15	35
30	Washington (Sacramento/23,389)—A—21	7
42	Chicago Cards (Kezar/24,559)—A—29	7
38	Cleveland (Kezar/46,877)—S—5	21
28	L.A. Rams (Los Angeles/84,572)—S—10	27
37	Pittsburgh (Tucson/16,000)—S—15	14

Service Team + Semi Pro Team

1955 (5-1)

7	Washington (Kezar/27,237)—A—7	6
60	Pittsburgh (Sacramento/23,496)—A—13	14
17	New York (Seattle/49,000)—A—20	28
17	Cleveland (Kezar/41,604)—A—28	14
43	Chicago Cards (Kezar/33,579)—S—4	7
31	L.A. Rams (Los Angeles/65,633)—S—9	10

1956 (3-3)

28	Cleveland (Kezar/38,741)—A—19	17
20	Washington (Kezar/27,812)—A—26	0
14	Chicago Cards (Kezar/28,758)—S—2	13
14	New York (Portland/28,448)—S—8	21
24	L.A. Rams (Los Angeles/57,688)—S—14	33
14	Philadelphia (Sacramento/20,989)—S—23	21

1957 (5-1)

24	New York (Kezar/33,673)—A—18	15
27	Washington (Kezar/24,781)—A—25	21
21	Cleveland (Kezar/32,840)—S—1	17
27	Chicago Cards (Kezar/28,000)—S—7	21
27	L.A. Rams (Los Angeles/75,172)—S—13	58
17	Philadelphia (Kezar/21,817)—S—22	14

1958 (3-3)

10	New York (Kezar/25,657)—A—17	19
20	Washington (Portland/25,442)—A—23	19
55	Chicago Cards (Kezar/23,997)—A—31	31
21	Cleveland (Kezar/31,339)—S—7	16
38	L.A. Rams (Los Angeles/62,546)—S—12	40
28	Philadelphia (Kezar/33,398)—S—21	31

1959 (2-4)

27	Washington (Kezar/21,201)—A—16	24
17	Green Bay (Kezar/18,916)—A—23	24
17	Cleveland (Kezar/24,737)—A—30	14
24	Chicago Cards (Seattle/23,000)—S—5	27
14	L.A. Rams (Los Angeles/59,552)—S—12	48
13	New York (Salt Lake City/18,496)—S—19	17

1960 (3-3)

16	Dallas (Seattle/22,000)—A—6	10
31	Washington (Kezar/13,163)—A—14	7
45	Philadelphia (Kezar/17,667)—A—21	28
24	Cleveland (Portland/25,898)—S—3	26
17	L.A. Rams (Los Angeles/51,398)—S—9	28
17	St. Louis (Kezar/13,021)—S—18	24

1961 (3-2)

20	New York (Portland/24,084)—A—12	21
24	Cleveland (Kezar/38,759)—A—20	27
14	Minnesota (Portland/27,044)—A—26	10
38	L.A. Rams (Los Angeles/42,558)—S—1	20
24	Dallas (Sacramento/22,130)—S—9	7

1962 (4-1)

30	Minnesota (Seattle/22,500)—A—11	24
42	New York (Kezar/38,392)—A—19	10
27	Cleveland (Portland/27,161)—A—25	34
26	Dallas (Sacramento/20,000)—S—1	7
19	L.A. Rams (Los Angeles/39,569)—S—8	3

1963 (0-5)

28	Minnesota (Portland/20,837)—A—10	43
22	St. Louis (Salt Lake City/19,038)—A—16	24
7	Cleveland (Kezar/28,335)—A—25	24
24	Dallas (Bakersfield/9,927)—A—30	37
0	L.A. Rams (Los Angeles/34,405)—S—7	17

1964 (1-4)

26	Cleveland (Kezar/34,405)—A—9	7
23	Dallas (Portland/24,679)—A—15	34
21	Minnesota (Salt Lake City/20,207)—A—22	24
14	Pittsburgh (Omaha/15,666)—A—29	16
17	L.A. Rams (Los Angeles/39,569)—S—5	21

1965 (2-2-1)

21	Cleveland (Kezar/22,000)—A—15	37
27	Dallas (Portland/24,837)—A—21	7
17	St. Louis (St. Louis/29,831)—A—27	17
23	Pittsburgh (Providence/12,020)—S—4	9
14	L.A. Rams (Los Angeles/29,510)—S—11	34

1966 (0-5)

13	Dallas (Kezar/28,899)—A—7	24
17	Cleveland (Kezar/27,867)—A—14	28
17	Pittsburgh (Portland/18,090)—A—20	34
17	Atlanta (Columbia, S.C./21,780)—A—27	24
9	L.A. Rams (Los Angeles/39,879)—S—3	29

1967 (2-3)

42	Cleveland (Kezar/27,482)—A—13	14
24	Dallas (Kezar/31,212)—A—20	30
10	New Orleans (Portland/23,348)—A—26	24
13	Oakland (Oakland/53,254)—S—3	10
7	L.A. Rams (Los Angeles/53,822)—S—9	34

1968 (1-5)

18	San Diego (San Diego/39,553)—A—3	30
14	Dallas (Kezar/27,530)—A—11	16
17	Cleveland (Kezar/26,801)—A—18	31
22	Denver (Denver/22,254)—A—23	6
19	Oakland (Kezar/57,593)—S—1	26
20	L.A. Rams (Los Angeles/48,143)—S—6	21

1969 (0-6)

19	Cleveland (Seattle/32,219)—A—10	24
17	Dallas (Kezar/33,894)—A—17	20
15	Denver (Denver/33,161)—A—23	19
28	Oakland (Oakland/52,122)—A—31	42
10	St. Louis (Kezar/32,506)—S—7	21
28	L.A. Rams (Anaheim/39,179)—S—13	31

1970 (1-4)		
14	Cleveland (Tampa/41,851)—A—15	17
7	Miami (Miami/52,812)—A—22	17
23	Denver (Eugene/26,238)—A—29	7
17	Oakland (Kezar/55,521)—S—6	31
14	L.A. Rams (Los Angeles/55,430)—S—12	17

1971 (3-2-1)		
38	Cleveland (Candlestick/40,000) X—A—8	24
17	Miami (Miami/57,008)—A—13	17
28	San Diego (Candlestick/40,000)—A—22	17
33	Denver (Spokane/33,184)—A—28	17
28	Oakland (Oakland/53,696)—S—4	34
20	L.A. Rams (Los Angeles/55,607)—S—9	23

1972 (3-3)		
10	New York Jets (Jacksonville/41,920)—A—5	17
20	Cleveland (Candlestick/49,767)—A—13	13
16	San Diego (San Diego/47,308)—A—19	17
24	Denver (Candlestick/52,738)—A—27	27
34	Oakland (Candlestick/59,265)—S—3	21
17	L.A. Rams (Los Angeles/60,807)—S—8	14

1973 (4-3)		
20	New England (Canton/19,685)—J—28	7
27	Cleveland (Cleveland/65,707)—A—6	16
14	New York Jets (Tampa/46,477)—A—11	34
19	San Diego (Candlestick/54,977)—A—19	7
43	Denver (Candlestick/54,271)—A—26	7
17	Oakland (Oakland/53,612)—S—1	23
10	L.A. Rams (Los Angeles/57,687)—S—7	38

1974 (0-6)		
6	San Diego (San Diego/18,870)—A—3	20
20	Cleveland (Cleveland/24,008)—A—12	21
3	Denver (Candlestick/30,001)—A—18	10
7	Kansas City (Kansas City/46,548)—A—24	26
19	Oakland Raiders (Candlestick/52,538)—S—2	20
7	L.A. Rams (Candlestick/49,603)—S—8	17

1975 (3-3)		
17	Cleveland (Candlestick/45,560)—A—10	13
6	L.A. Rams (Los Angeles/58,230)—A—16	10
7	San Diego (San Diego/18,764)—A—21	20
21	Oakland (Oakland/52,866)—A—30	40
44	Denver (Candlestick/45,686)—S—7	10
24	Green Bay (Green Bay/56,267)—S—13	3

1976 (4-2)		
27	Seattle (Seattle/60,825)—A—1	20
17	Denver (Candlestick/40,052)—A—8	7
21	Kansas City (Candlestick/39,745)—A—15	13
17	San Diego (Honolulu/36,364)—A—21	16
9	Oakland (Candlestick/52,704)—A—29	14
3	L.A. Rams (Los Angeles/55,256)—S—4	10

1977 (1-5)		
24	Seattle (Candlestick/38,024)—A—7	34
13	San Diego (San Diego/26,620)—A—13	32
23	L.A. Rams (Candlestick/44,898)—A—21	14
3	Houston (Houston/36,538)—A—29	17
0	Oakland (Oakland/53,442)—S—3	33
0	Denver (Candlestick/36,441)—S—10	20

1978 (1-3)		
24	Dallas (Dallas/63,736)—A—5	41
6	Seattle (Candlestick/36,069)—A—12	20
14	Oakland (Candlestick/58,658)—A—20	31
24	Denver (Denver/73,559)—A—25	13

1979 (1-3)		
13	San Diego (Candlestick/32,275)—A—4	10
10	Oakland (Oakland/53,503)—A—11	41
0	Denver (Candlestick/34,133)—A—18	21
20	Seattle (Seattle/59,941)—A—24	55

1980 (3-1)		
33	Oakland (Candlestick/55,585)—A—9	14
17	San Diego (San Diego/48,836)—A—16	14
7	Seattle (Candlestick/41,841)—A—23	10
31	Kansas City (Tucson/27,000)—A—30	21

1981 (2-2)		
27	Seattle (Seattle/56,958)—A—5 (OT)—24	
28	San Diego (Candlestick/41,667)—A—15	31
24	Seattle (Candlestick/37,563)—A—22	17
7	Oakland (Oakland/51,192)—A—29	21

1982 (2-2)		
14	L.A. Raiders (Candlestick/61,065)—A—14	17
16	St. Louis (Candlestick/51,931)—A—21	13
9	San Diego (San Diego/48,697)—A—28	23
17	Seattle (Seattle/57,839)—S—3	13

1983 (1-3)		
23	L.A. Raiders (LA/41,337)—A—6 (OT)—26	
17	New England (Candlestick/50,043)—A—14	15
7	San Diego (San Diego/43,939)—A—20	24
6	Seattle (Candlestick/47,074)—A—27	20

1984 (2-2)		
13	L.A. Raiders (Candlestick/61,361)—A—4	10
20	Denver (Denver/70,211)—A—11	21
15	San Diego (San Diego/58,356)—A—18	35
17	Seattle (Candlestick/49,219)—A—24	7

1985 (3-1)		
28	L.A. Raiders (Los Angeles/54,990)—A—10	21
13	Denver (Candlestick/55,425)—A—19	20
25	San Diego (Candlestick/50,569)—A—24	10
23	Seattle (Seattle/60,403)—A—30	21

1986 (2-2)		
32	L.A. Raiders (Candlestick/61,834)—A—10	0
17	L.A. Rams (Anaheim/49,146)—A—18	31
9	Denver (Denver/73,592)—A—23	14
21	Seattle (Candlestick/52,419)—A29	10

1987 (3-2)		
20	Kansas City (Canton/23,826)—A—8	7
42	L.A. Raiders (Los Angeles/53,838)—A—15	16
3	Dallas (Candlestick/57,598)—A—22	13
17	San Diego (Candlestick/52,733)—A—27	3
10	Seattle (Seattle/59,653)—S—4	34

1988 (3-2)		
21	Miami (London, England/70,535)—J—31	27
24	L.A. Raiders (Candlestick/64,457)—A—6	10
24	Denver (Denver/75,067)—A—13	34
34	San Diego (San Diego/39,044)—A—20	27
27	Seattle (Candlestick/53,357)—A—26	21

1989 (3-2)		
13	L.A. Rams (Tokyo/43,896)—A—6 (OT)—16	
37	L.A. Raiders (Los Angeles/36,739)—A—12	7
35	Denver (Candlestick/58,641)—A—19	17
17	San Diego (Candlestick/54,471)—A—23	14
17	Seattle (Seattle/58,641)—S—1	28

1990 (1-3)		
13	L.A. Raiders (Candlestick/59,677)—A—11	23
27	Denver (Denver/74,164)—A—20	24
28	San Diego (San Diego/49,289)—A—25	29
10	Seattle (Candlestick/54,269)—A—31	30

1991 (5-0)		
24	L.A. Raiders (Los Angeles/45,365)—J—27	17
21	Chicago (Berlin, Germany/66,876)—A—3	7
24	Denver (Candlestick/54,170)—A—7	6
24	San Diego (Candlestick/53,453)—A—19	13
28	Seattle (Seattle/54,111)—A—23	16

1992 (5-0)		
13	Denver (Candlestick/50,435)—A—3	7
24	L.A. Raiders (Candlestick/49,068)—A—8	10
17	Washington (London/61,722)—A—16	15
20	San Diego (San Diego/40,921)—A—21	14
24	Seattle (Candlestick/52,822)—A—28	17

1993 (4-1)		
21	Pittsburgh (Barcelona/45,330)—A—1	14
27	L.A. Raiders (Stanford/68,011)—A—8	0
16	Denver (Denver/71,921)—A—16	13
0	Seattle (Seattle/51,086)—A—21	30
30	San Diego (Candlestick/53,649)—A—28	14

X First 49ers pro football game in Candlestick Park: August 8, 1971

2013 Media Guide

1994 (3-1)

7	Arizona (Arizona/68,288)—A—5	17
20	Denver (Candlestick/52,429)—A—12	3
30	San Diego (San Diego/45,674)—A—18	24
13	Seattle (Candlestick/54,004)—A—26	9

1995 (3-2)

7	Denver (Denver/71,182)—J—29	9
10	Denver (Tokyo, Japan/45,000)—A—6	24
17	San Diego (San Diego/58,233)—A—13	6
17	Carolina (3Com/51,185)—A—19	10
17	Seattle (3Com/53,280)—A—26	7

1996 (1-3)

17	Denver (3Com/48,577)—A—3	20
16	San Diego (3Com/49,846)—A—10 (OT)	13
10	Jacksonville (Jacksonville/67,858)—A—18	38
3	Seattle (Seattle/38,144)—A—23	20

1997 (1-3)

13	San Diego (San Diego/62,542)—A—2	20
21	Seattle (3Com/50,153)—A—9	17
20	Jacksonville (3Com/50,346)—A—18	28
17	Denver (Denver/69,874)—A—23	31

1998 (2-3)

14	New England (3Com/46,374)—A—2	13
21	San Diego (San Diego/55,723)—A—8	27
24	Seattle (Vancouver, BC/45,202)—A—15*	21
20	Miami (3Com/53,214)—A—23	21
20	Seattle (Seattle/57,014)—A—28	21

*American Bowl at Vancouver, B.C.

1999 (3-1)

31	San Diego (3Com/65,898)—A—12	24
24	Seattle (3Com/66,193)—A—19	23
16	Oakland (Oakland/61,901)—A—30	8
3	Denver (Denver/68,421)—S—3	34

2000 (1-4)

0	New England (Canton/22,840)—J—31*	20
20	San Diego (3Com/64,243)—A—5	23
33	Kansas City (Kansas City/76,682)—A—13	10
21	Seattle (Seattle/68,579)—A—19	25
24	Denver (3Com/65,016)—A—25	28

*Hall of Fame Game at Canton, OH

2001 (1-3)

24	San Diego (San Diego/45,155)—A—11	25
20	Oakland (3Com/67,817)—A—19	17
18	Seattle (3Com/63,887)—A—25	28
7	Denver (Denver/73,855)—A—31	35

2002 (2-3)

7	Washington (Osaka/26,119)—A—3*	38
14	Kansas City (3Com/63,111)—A—10 (OT)	17
12	Denver (Denver/73,071)—A—19	7
10	Oakland (Oakland/40,120)—A—24	17
27	San Diego (3Com/62,980)—A—28	3

*American Bowl in Osaka, Japan

2003 (3-1)

24	at Kansas City (Kansas City/73,830)—A—9	6
14	Oakland (3Com/65,856)—A—14	10
27	New Orleans (3Com/63,153)—A—23	12
3	at San Diego (San Diego/49,676)—A—29	24

2004 (0-4)

30	Oakland (Monster Park/63,854)—A—14	33
13	at Chicago (Chicago/61,760)—A—21	20
10	at Minnesota (Minnesota/63,960)—A—27	23
15	San Diego (Monster Park/60,034)—S—2	31

2005 (2-2)

21	Oakland (Monster Park/61,446)—A—13	13
21	at Denver (Denver/70,794)—A—20	26
16	Tennessee (Monster Park/56,856)—A—26	13
24	at San Diego (San Diego/49,817)—S—1	28

2006 (2-2)

28	Chicago (Monster Park/67,572)—A—11	14
7	at Oakland (Oakland/47,849)—A—20	23
7	at Dallas (Dallas/61,295)—A—26	17
23	San Diego (Monster Park/66,946)—S—1	14

2007 (1-3)

13	Denver (Monster Park/66,764)—A—13	17
26	Oakland (Monster Park/68,107)—A—18	21
28	at Chicago (Chicago/61,807)—A—25	31
13	at San Diego (San Diego/56,172)—A—30	16

2008 (2-2)

6	at Oakland (Oakland/52,609)—A—8	18
34	Green Bay (Candlestick/67,230)—A—16	6
37	at Chicago (Chicago/61,051)—A—21	30
17	San Diego (Candlestick/67,133)—A—29	20

2009 (3-1)

17	Denver (Candlestick/61,533)—A—14	16
21	Oakland (Candlestick/61,907)—A—22	20
20	at Dallas (Arlington/72,171)—A—29	13
7	at San Diego (San Diego/59,049)—S—4	26

2010 (4-0)

37	at Indianapolis (Indianapolis/65,644)—A—15	17
15	Minnesota (Candlestick/69,732)—A—22	10
28	at Oakland (Oakland/42,248)—A—28	24
17	San Diego (Candlestick/69,732)—S—2	14

2011 (2-2)

3	at New Orleans (New Orleans/72,578)—A—12	24
17	Oakland (San Francisco/69,732)—A—20	3
7	Houston (San Francisco/69,732)—A—27	30
20	at San Diego (San Diego/54,082)—S—1	17

2012 (3-1)

17	Minnesota (San Francisco/69,732)—A—10	6
9	at Houston (Houston/71,196)—A—18	20
29	at Denver (Denver/75,122)—A—26	24
35	San Diego (San Francisco/69,732)—A—30	3

2013 (3-1)

6	Denver (San Francisco/69,732)—A—8	10
15	at Kansas City (Kansas City/64,434)—A—16	13
34	Minnesota (San Francisco/69,732)—A—25	14
41	at San Diego (San Diego/55,386)—A—29	6

HOME/AWAY RECORDS

HOME RECORD					ROAD RECORD				
YEAR	W	L	T	PCT	YEAR	W	L	T	PCT
1946	5	2	0	.714	1946	4	3	0	.571
1947	4	2	1	.642	1947	4	2	1	.642
1948	6	1	0	.857	1948	6	1	0	.857
1949	6	0	0	1.000	1949	3	3	0	.500
1950	3	3	0	.500	1950	0	6	0	.000
1951	5	1	0	.833	1951	2	3	1	.416
1952	3	3	0	.500	1952	4	2	0	.666
1953	5	1	0	.833	1953	4	2	0	.666
1954	4	2	0	.666	1954	3	2	1	.583
1955	2	4	0	.333	1955	2	4	0	.333
1956	3	3	0	.500	1956	2	3	1	.416
1957	5	1	0	.833	1957	3	3	0	.500
1958	4	2	0	.666	1958	2	4	0	.333
1959	4	2	0	.666	1959	3	3	0	.500
1960	3	3	0	.500	1960	4	2	0	.666
1961	5	1	1	.785	1961	2	5	0	.285
1962	1	6	0	.142	1962	5	2	0	.714
1963	2	5	0	.285	1963	0	7	0	.000
1964	3	4	0	.428	1964	1	6	0	.142
1965	4	2	1	.642	1965	3	4	0	.428
1966	4	2	1	.642	1966	2	4	1	.357
1967	3	4	0	.428	1967	4	3	0	.571
1968	3	3	1	.500	1968	4	3	0	.571
1969	3	3	1	.500	1969	1	5	1	.214
1970	5	1	1	.785	1970	5	2	0	.714
1971	4	3	0	.571	1971	5	2	0	.714
1972	4	2	1	.642	1972	4	3	0	.571
1973	3	4	0	.428	1973	2	5	0	.285
1974	3	4	0	.428	1974	3	4	0	.428
1975	2	5	0	.285	1975	3	4	0	.428
1976	4	3	0	.571	1976	4	3	0	.571
1977	3	4	0	.428	1977	2	5	0	.285
1978	2	6	0	.125	1978	0	8	0	.000
1979	2	6	0	.125	1979	0	8	0	.000
1980	4	4	0	.500	1980	2	6	0	.250
1981	7	1	0	.875	1981	6	2	0	.750
1982	0	5	0	.000	1982	3	1	0	.750
1983	4	4	0	.500	1983	6	2	0	.750
1984	7	1	0	.875	1984	8	0	0	1.000
1985	5	3	0	.625	1985	5	3	0	.625
1986	6	2	0	.750	1986	4	3	1	.562
1987	6	1	0	.857	1987	7	1	0	.875
1988	4	4	0	.500	1988	6	2	0	.750
1989	6	2	0	.750	1989	8	0	0	1.000
1990	6	2	0	.750	1990	8	0	0	1.000
1991	7	1	0	.875	1991	3	5	0	.375
1992	7	1	0	.875	1992	7	1	0	.875
1993	6	2	0	.750	1993	4	4	0	.500
1994	7	1	0	.875	1994	6	2	0	.750
1995	6	2	0	.750	1995	5	3	0	.625
1996	6	2	0	.750	1996	6	2	0	.750
1997	8	0	0	1.000	1997	5	3	0	.625
1998	8	0	0	1.000	1998	4	4	0	.500
1999	3	5	0	.375	1999	1	7	0	.125
2000	4	4	0	.500	2000	2	6	0	.250
2001	7	1	0	.875	2001	5	3	0	.625
2002	5	3	0	.625	2002	5	3	0	.625
2003	6	2	0	.750	2003	1	7	0	.125
2004	1	7	0	.125	2004	1	7	0	.125
2005	3	5	0	.375	2005	1	7	0	.125
2006	4	4	0	.500	2006	3	5	0	.375
2007	3	5	0	.375	2007	2	6	0	.250
2008	4	4	0	.500	2008	3	5	0	.375
2009	6	2	0	.750	2009	2	6	0	.250
2010	5	3	0	.571	2010	1	7	0	.125
2011	7	1	0	.875	2011	6	2	0	.750
2012	6	1	1	.813	2012	5	3	0	.625
Totals	296	183	9	.616	237	244	7	.493	

NFC WEST STANDINGS - 1970-2012

1970	
* San Francisco	10-3-1
Los Angeles	8-5-1
Atlanta	4-8-2
New Orleans	2-11-1

1971	
* San Francisco	9-5
Los Angeles	8-5-1
Atlanta	7-6-1
New Orleans	4-8-2

1972	
* San Francisco	9-5
Atlanta	7-7
Los Angeles	6-7-1
New Orleans	2-11-1

1973	
* Los Angeles	12-2
Atlanta	9-5
New Orleans	5-9
San Francisco	5-9

1974	
* Los Angeles	10-4
San Francisco	6-8
New Orleans	5-9
Atlanta	3-11

1975	
* Los Angeles	12-2
San Francisco	5-9
Atlanta	4-10
New Orleans	2-12

1976	
* Los Angeles	10-3-1
San Francisco	8-6
New Orleans	4-10
Atlanta	4-10
Seattle	2-12

1977	
* Los Angeles	10-4
Atlanta	7-7
San Francisco	5-9
New Orleans	3-11

1978	
* Los Angeles	12-4
* Atlanta	9-7
New Orleans	7-9
San Francisco	2-14

1979	
* Los Angeles	9-7
New Orleans	8-8
Atlanta	6-10
San Francisco	2-14

1980	
* Atlanta	12-4
* Los Angeles	11-5
San Francisco	6-10
New Orleans	1-15

1981	
* San Francisco	13-3
Atlanta	7-9
Los Angeles	6-10
New Orleans	4-12

1982	
* Atlanta	5-4
New Orleans	4-5
San Francisco	3-6
Los Angeles	2-7

1983	
* San Francisco	10-6
* Los Angeles	9-7
New Orleans	8-8
Atlanta	7-9

1984	
* San Francisco	15-1
* Los Angeles	10-6
New Orleans	7-9
Atlanta	4-12

1985	
* Los Angeles	11-5
* San Francisco	10-6
New Orleans	5-11
Atlanta	4-12

1986	
* San Francisco	10-5-1
* Los Angeles	10-6
Atlanta	7-8-1
New Orleans	7-9

1987	
* San Francisco	13-2
* New Orleans	12-3
Los Angeles	6-9
Atlanta	3-12

1988	
* San Francisco	10-6
* Los Angeles	10-6
New Orleans	10-6
Atlanta	5-11

1989	
* San Francisco	14-2
* Los Angeles	11-5
New Orleans	9-7
Atlanta	3-13

1990	
* San Francisco	14-2
* New Orleans	8-8
Los Angeles	5-11
Atlanta	5-11

1991	
* New Orleans	11-5
* Atlanta	10-6
San Francisco	10-6
Los Angeles	3-13

1992	
* San Francisco	14-2
* New Orleans	12-4
Atlanta	6-10
Los Angeles	6-10

1993	
* San Francisco	10-6
New Orleans	8-8
Atlanta	6-10
Los Angeles	5-11

1994	
* San Francisco	13-3
New Orleans	7-9
Atlanta	7-9
Los Angeles	4-12

1995	
* San Francisco	11-5
* Atlanta	9-7
St. Louis	7-9
Carolina	7-9
New Orleans	7-9

1996	
* Carolina	12-4
* San Francisco	12-4
St. Louis	6-10
Atlanta	3-13
New Orleans	3-13

1997	
* San Francisco	13-3
Atlanta	7-9
Carolina	7-9
New Orleans	6-10
St. Louis	5-11

1998	
* Atlanta	14-2
* San Francisco	12-4
New Orleans	6-10
Carolina	4-12
St. Louis	4-12

1999	
* St. Louis	13-3
Carolina	8-8
Atlanta	5-11
San Francisco	4-12
New Orleans	3-13

2000	
* New Orleans	10-6
* St. Louis	10-6
Carolina	7-9
San Francisco	6-10
Atlanta	4-12

2001	
* St. Louis	14-2
* San Francisco	12-4
New Orleans	7-9
Atlanta	7-9
Carolina	1-15

2002	
* San Francisco	10-6
St. Louis	7-9
Seattle	7-9
Arizona	6-10

2003	
* St. Louis	12-4
Seattle	10-6
San Francisco	7-9
Arizona	4-12

2004	
* Seattle	9-7
* St. Louis	8-8
Arizona	6-10
San Francisco	2-14

2005	
* Seattle	13-3
St. Louis	6-10
Arizona	5-11
San Francisco	4-12

2006	
* Seattle	9-7
St. Louis	8-8
San Francisco	7-9
Arizona	5-11

2007	
* Seattle	10-6
Arizona	8-8
San Francisco	5-11
St. Louis	3-13

2008	
* Arizona	9-7
San Francisco	7-9
Seattle	4-12
St. Louis	2-14

2009	
* Arizona	10-6
San Francisco	8-8
Seattle	5-11
St. Louis	1-15

2010	
* Seattle	7-9
St. Louis	7-9
San Francisco	6-10
Arizona	5-11

2011	
* San Francisco	13-3
Arizona	8-8
Seattle	7-9
St. Louis	2-14

2012	
* San Francisco	11-4-1
* Seattle	11-5
St. Louis	7-8-1
Seattle	5-11

* Playoff Team

SAN FRANCISCO 49ERS FOUNDER Anthony J. (Tony) Morabito (1910-1957)



Tony Morabito dedicated his life to bringing an idea to fruition that others thought preposterous – the membership of the West Coast, in general, and San Francisco, in particular, in a nationwide professional football league.

Morabito was the sports pioneer of the West, bringing San Francisco its first major league professional team, the San Francisco 49ers, in a professional sports business that was dominated by the East Coast. Before World War II, Morabito was convinced the San Francisco Bay Area was ready

for a franchise in the National Football League. The Bay Area was a mecca for college football. Fans came in droves to Kezar Stadium to see the Wonder Teams of California–Berkeley and the Wow Boys of Stanford, led by Frankie Albert. St. Mary's, Santa Clara and the University of San Francisco were also area powerhouses that regularly defeated the University of Washington and Southern California inside the walls of Kezar.

Morabito saw the rise of football in the area and presented a case to birth a professional football team in 1942 to National Football League officials, but he was quickly ushered out of the meeting room with firm politeness. In the spring of 1944, he took another crack, filing an application for an expansion team in the NFL. Morabito and some of his business associates went to Chicago to present their plan in front of League Commissioner, Elmer Layden. The NFL had no teams west of Chicago, and had no plans of changing their geographical structure. Morabito was again shunned.

He was then put in touch with Arch Ward, sports editor of The Chicago Tribune who was trying to organize a rival league, the All–America Football Conference. Morabito told Ward to count him in.

The new league's first meeting was held on June 6, 1944 in St. Louis, D–Day in Europe. Morabito agreed to form a San Francisco franchise in a league that would not begin operations until the end of the war.

It was the right time, and Morabito knew it.

A native of San Francisco, Morabito learned the game of football on vacant lots in the North Beach sector and had some success later as a halfback at St. Ignatius High School. He went on to play for the University of Santa Clara as a freshman in 1927 but his playing career was ended shortly after by a shoulder injury. He received his diploma in 1931 at the height of the Great Depression. He got a job driving a truck for \$80 a month while his father, an immigrant from Italy, had built up a flourishing ship's service business on the San Francisco waterfront, only to see it fold in the wake of the depression years.

As the country's economic state began to improve, so did Morabito's. By 1940, when he was 30 years old, he became a success in the lumber carrier business. The army turned him down for duty in 1942 because of partial deafness, which later forced him to wear a hearing aid.

By 1946, the San Francisco 49ers first year of operation, the Bay Area was in the middle of a postwar economic surge. Morabito's lumber yard was in huge demand as houses were springing up to shelter the fast–growing population that was migrating to California.

Morabito owned the new All–America Football Conference franchise with his partners in the Lumber Terminals of San Francisco – Allen E. Sorrell and E.J. Turre – and his younger brother, Victor.

Sorell suggested the team be named "49ers" after the voyagers who had rushed the West for gold. It is the only name the team has ever been affiliated with and San Francisco is the only city in which it has resided.



49ers Founder, Tony Morabito

The original team logo depicted San Francisco's wild beginnings. It was a goldminer in boots and a lumberjack shirt, firing a pair of pistols. One shot just missed the miner's head, while the other missed his foot. The logo was taken from a design seen on the side of railway freight cars.

With a charter, name and logo, the group recruited Lawrence "Buck" Shaw, Santa Clara's famous "Silver Fox," as the 49ers first head coach. The organization spent \$250,000 to get structured before the team even took their first snap. Morabito's approach was considered "first class," by most, and a financial risk by many.

But Morabito charged on, hand–picking an inaugural roster comprised of 32 players including Frankie Albert, Norm Standlee and Bruno Banducci, all from Stanford, and stars from Santa Clara, including Alyn Beals, an end who scored 46 pro touchdowns in four years. Other known players on the roster were Len Eshmont, Johnny "Johnny Strike" Strzykalski and Joe "The Toe" Ventrano.

Morabito watched as his 49ers played their first game on August 24, 1946, a 17–7 exhibition win over the Los Angeles Dons at Balboa Park in San Diego. The 49ers first home game was played at Kezar Stadium on September 1, 1946, a 34–14 exhibition win over the Chicago Rockets in front of 45,000 fans made up of longshoremen, draymen, mechanics and waterfront workers.

The first regular season league game was on September 8, 1946 against the New York Yankees. The 49ers scored first, but lost 21–7 in a game that began in sunshine and ended in the famous Kezar fog.

The 49ers finished 9–5 in their first season under Shaw, and went on to have an 8–4–2 record in 1947, 12–2 finish in 1948 and 10–4 record, including a trip to the Championship Game, in their final season in the AAFC.

At the end of 1949, it was announced that the AAFC had run its course. San Francisco, Cleveland and Baltimore received NFL franchises and would begin play in the NFL in 1950. The merger was what Morabito had hoped for all along as he, his brother Victor and general manager Lou Spadia, continued to hold the reins.

The 49ers struggled during their first season among the NFL elite, finishing with a 3–9 record. The following year though, the 49ers went 7–4–1.

As the seasons went on, Morabito was the heart and soul of the organization, signing on greats like The Million Dollar Backfield: Joe "The Jet" Perry, Hugh "The King" McElhenny and John Henry Johnson. He also attracted some of the NFL's most renowned talents in R.C. Owens, Bob St. Clair, Leo Nomellini, John Brodie and Y.A. Tittle.

The players appreciated his honesty, and trusted his every move and word.

As the 1950's progressed, Morabito was warned by his doctors that a bad heart and the rigors of football were not a healthy combination. But Morabito wasn't going to let a health scare get in the way of his passion. "What the hell, if I'm going to die, I might as well die at a football game," he said.

On October 27, 1957, the 49ers hosted the Chicago Bears at Kezar. The 49ers entered the game with a 3–1 record behind the talents of Owens, Perry, Tittle, McElhenny, Billy Wilson, and others. The Bears had a 14–0 advantage in the first quarter before the 49ers scored to close the deficit at 14–7. Just as the 49ers lined up for the next kickoff, Morabito, who was sitting next to his wife, Josephine, and his brother, Victor, in the guest box, suddenly collapsed. The great heart that had been with the 49ers since the franchise's inception had failed.

Father Bill McGuire of St. James parish was summoned to the guest box and pronounced Morabito his final absolution. Morabito looked up at him and smiled.

"Thank you father," he said.

Those were his last words.

The 49ers were behind 17–7 in the third quarter when the team learned of Morabito's death. His players rallied and came back to defeat Chicago, 21–17, in an emotional last win for their owner. The 49ers finished the season with three straight victories and an 8–4 record, tying Detroit for the NFL Western Division title.

Victor, Tony's younger brother, kept the team in the family until 1964, when he too died of a heart attack. Both Victor and Tony's wives, Jane and Josephine, retained control of the 49ers with Lou Spadia as team president until 1977, when a new team owner, Edward DeBartolo Jr. of Youngstown, Ohio emerged to buy the franchise.

Morabito's conviction, passion and character birthed and kept an NFL franchise in San Francisco, and laid the sturdy foundation that enabled the 49ers to become one of the NFL's premier football powers over the past 60 years.



Tony Morabito's widow, Josephine (left), and Victor Morabito's widow, Jane (right), kept control of the 49ers after their husbands' passing along with team president Lou Spadia (middle).

SAN FRANCISCO 49ERS TEAM AWARDS

LEN ESHMONT AWARD

The Len Eshmont Award, the 49ers most prestigious annual honor, has been given each year to the 49ers player who best exemplifies the “inspirational and courageous play” of Len Eshmont. A member of the original 1946 49ers team, Eshmont coached at Navy and Virginia following his playing days with the 49ers. Eshmont died in 1957.

Listed below are the 49ers annual Len Eshmont Award winners since its inception in 1957:

1957 QB Y.A. Tittle	1977 S Mel Phillips	1995 FB William Floyd
1958 FB Joe Perry	1978 RB Paul Hofer	1996 DT Bryant Young
1959 HB J.D. Smith	1979 RB Paul Hofer	1997 DT Dana Stubblefield
1960 S Dave Baker	1980 DT Archie Reese	1998 DT Bryant Young
1961 DT Leo Nomellini	1981 TE Charle Young	1999 DT Bryant Young
1962 DE Dan Colchico	1982 WR Dwight Clark	2000 DT Bryant Young
1963 T Bob St. Clair	1983 RB/ST Bill Ring	2001 RB Garrison Hearst
1964 DT Charlie Krueger	1984 LB Keena Turner	2002 S Tony Parrish
1965 QB John Brodie	1985 FB Roger Craig	2003 LB Julian Peterson
1966 HB John David Crow	1986 QB Joe Montana	2004 DT Bryant Young
1967 LB Dave Wilcox	1987 WR Jerry Rice	2005 DT Bryant Young
1968 LB Matt Hazeltine	1988 NT Michael Carter	2006 DT Bryant Young
1969 CB Jimmy Johnson	RB Roger Craig	2007 DT Bryant Young
1970 S Roosevelt Taylor	1989 QB Joe Montana	2008 WR Isaac Bruce
1971 LB Ed Beard	1990 DE Kevin Fagan	2009 TE Vernon Davis
1972 DE Tommy Hart	LB Charles Haley	2010 LB Takeo Spikes
1973 S Mel Phillips	1991 WR John Taylor	2011 DT Justin Smith
1974 T Len Rohde	1992 QB Steve Young	2012 DT Justin Smith
1975 CB Jimmy Johnson	1993 WR Jerry Rice	
1976 DE Tommy Hart	1994 QB Steve Young	

BOBB MCKITTRICK AWARD

This award is given annually to the 49ers offensive lineman who best exemplifies the dedication, excellence and commitment of offensive line coach Bobb McKittrick, a five-time Super Bowl champion.

In 1999, the San Francisco 49ers, under the direction of Bill Walsh, established the Bobb McKittrick Award. The award is meant to honor those offensive linemen who have best represented the courage, intensity and sacrifice displayed by the late McKittrick during his 21 years of service with the 49ers.

“Bobb gave distinguished service to the organization since our renaissance in 1979,” Walsh said. “He was a vital factor in five Super Bowl championships, the evolution of a dynasty and in the production of some of the finest offensive linemen in football. Offensive linemen don’t receive the recognition they so richly deserve. This gives us a venue to honor their sacrifices and achievements.”

A bronze plaque of McKittrick hangs in the 49ers locker room surrounded by the photographs of the McKittrick Award winners.

1981 Keith Fahnhorst	1993 Harris Barton	2004 Kyle Kosier
1983 John Ayers	1994 Derrick Deese	2005 Jeremy Newberry
1984 Randy Cross	1995 Kirk Scrafford	2006 Eric Heitmann
1985 Fred Quillan	1996 Jesse Sapolu	2007 Eric Heitmann
1986 Keith Fahnhorst	1997 Ray Brown	2008 Eric Heitmann
1987 Bubba Paris	1998 Chris Dalman	2009 David Baas
1988 Steve Wallace	1999 Ray Brown	2010 David Baas
1989 Harris Barton	2000 Jeremy Newberry	2011 Jonathan Goodwin
1990 Guy McIntyre	2001 Ray Brown	2012 Anthony Davis
1991 Jesse Sapolu	2002 Scott Gragg	
1992 Guy McIntyre	2003 Jeremy Newberry	

ED BLOCK COURAGE AWARD

The Ed Block Courage Award is named after Ed Block, the former head athletic trainer of the Baltimore Colts of 23 years. Block was a pioneer in his profession and a respected humanitarian whose most passionate cause was helping children of abuse. The award is presented in his name each year to the player that exemplified a commitment to sportsmanship and courage. Ed Block Courage Award winners from each of the 32 NFL teams are honored at a banquet in Baltimore, MD. All proceeds from the event benefit the Ed Block Courage Award Foundation’s Courage House National Support Network. Named after the NFL team in a respective NFL city, a Courage House is a facility that provides support and quality care for abused children and their families in that community. The 49ers dedicated their Courage House in October 2003 at the Edgewood House in San Francisco.

1984 DB Ronnie Lott	1994 T Harris Barton	2004 LB Jamie Winborn
1985 LB Keena Turner	1995 DE Dennis Brown	2005 C Jeremy Newberry
1986 QB Joe Montana	1996 FB William Floyd	2006 RB Frank Gore
1987 WR Mike Wilson	1997 C/G Jesse Sapolu	2007 C Eric Heitmann
1988 CB Eric Wright	1998 WR Jerry Rice	2008 LB Manny Lawson
1989 DB Chet Brooks	1999 DT Bryant Young	2009 CB Shawntae Spencer
1990 WR Mike Sherrard	2000 RB Garrison Hearst	2010 DT Justin Smith
1991 DB Dave Waymer	2001 S Lance Shulters	2011 QB Alex Smith
1992 DB Eric Davis	2002 S Tony Parrish	2012 WR Kyle Williams
1993 CB Don Griffin	2003 C Jeremy Newberry	

BILL WALSH AWARD

The Bill Walsh Award was established in 2004 in honor of San Francisco’s Hall of Fame Head Coach Bill Walsh, who passed away in 2007. Walsh served as the team’s head coach for 10 seasons from 1979–88. In that time, he compiled a record of 102–63–1 and led the team to three Super Bowl victories. He was twice named NFL Coach of the Year (1981, 1984) and was later named Coach of the Decade for the 1980s. The award, which is voted on by coaches only, is given to the 49ers Team MVP, honoring his outstanding individual performance.

2004 DE Bryant Young	2007 CB Nate Clements	2011 DT Justin Smith
2005 LB Derek Smith	LB Patrick Willis	2012 LB Aldon Smith
K Joe Nedney	2008 DE Justin Smith	
2006 RB Frank Gore	2009 LB Patrick Willis	
CB Walt Harris	2010 RB Frank Gore	

MATT HAZELTINE AWARD

The Hazeltine Iron Man Award is named after linebacker/center Matt Hazeltine, a 13-year performer who played more seasons at linebacker than any other 49ers player. Known for his durability and dedication, Hazeltine passed away in 1987 from amyotrophic lateral sclerosis (ALS) and Bill Walsh established the award in his honor that year. The award is given annually to the most courageous and inspirational defensive player.

1987 LB Michael Walter	1996 CB Merton Hanks	2005 DE Bryant Young
1988 LB Charles Haley	1997 LB Gary Plummer	2006 LB Brandon Moore
1989 DB Ronnie Lott	1998 S Tim McDonald	2007 LB Jeff Ulbrich
1990 DE Kevin Fagan	1999 DT Bryant Young	2008 LB Takeo Spikes
1991 LB Charles Haley	2000 LB Ken Norton Jr.	2009 NT Aubrayo Franklin
1992 DE Pierce Holt	2001 S Lance Schulters	2010 DT Justin Smith
1993 S Tim McDonald	2002 S John Keith	2011 DT Justin Smith
1994 CB Merton Hanks	2003 LB Derek Smith	2012 DT Ray McDonald
1995 S Tim McDonald	2004 LB Jeff Ulbrich	

GARRY NIVER AWARD

The Garry Niver Award is presented annually by the San Francisco Chapter of the Pro Football Writers of America to a 49ers' player for his cooperation and professional style in helping the pro football writers do their jobs. The award is named after pro football writer, Garry Niver, who was a long-time beat writer who covered the 49ers for the *San Mateo Times*.

1993 C/G Jess Sapolu	2000 S Lance Schulters	2007 RB Frank Gore
1994 S Tim McDonald	2001 QB Jeff Garcia	2008 C Eric Heitmann
1995 QB Steve Young	2002 DT Dana Stubblefield	2009 QB Alex Smith
1996 T Steve Wallace	2003 QB Jeff Garcia	QB Shaun Hill
1997 G Ray Brown	2004 LB Jeff Ulbrich	2010 LB Takeo Spikes
1998 S Tim McDonald	2005 LB Julian Peterson	2011 S Donte Whitner
1999 WR Jerry Rice	2006 DE Bryant Young	2012 RB Frank Gore

THOMAS HERRION AWARD

49ers owners Denise and John York established the Thomas Herrion Memorial Award in 2005, which is presented each season to a rookie or first-year player that best represents the dream of Thomas Herrion. The award will go to a player, like Thomas, who has taken advantage of every opportunity, turned it into a positive situation and made their dream turn into a reality.

2005 T Thomas Herrion	2009 FB Brit Miller	2012 LB Michael Wilhoite
2006 T Harvey Dahl	2010 RB Anthony Dixon	
2007 CB Tarell Brown	DT Will Tukuafu	
2008 WR Dominique Zeigler	2011 CB Cory Nelms	

BLUE COLLAR PLAYERS OF THE YEAR

Established in 2012, the Blue Collar Players of the Year honors the players who best exemplify the blue collar mentality of the team. The award is voted on by the players and coaches.

OFFENSE	DEFENSE	SPECIAL TEAMS
2012 RB Frank Gore	2012 DT Ray McDonald	2012 S C.J. Spillman

TEN-YEAR WALL

All 49ers players whose tenures reached the 10-year mark are recognized in the team's Santa Clara practice facility.

Player	Position	Years
Joe Perry	HB	1948–60, 63
Leo Nomellini	T	1950–63
Y.A. Tittle	QB	1951–60
Billy Wilson	E	1951–60
Bob St. Clair	T	1953–64
Matt Hazeltine	LB	1955–68
Bruce Bosley	C/G	1956–68
John Brodie	QB	1957–73
John Thomas	T	1958–67
Tommy Davis	K	1959–69
Charlie Krueger	DT	1959–73
Roland Lakes	DT	1959–73
Len Rohde	T	1960–74
Jimmy Johnson	HB/DB	1961–76
Dave Wilcox	LB	1964–74
Mel Phillips	DB	1966–76
Frank Nunley	LB	1967–76
Woody Peoples	G	1968–77
Skip Vanderbundt	LB	1968–77
Tommy Hart	DE	1968–77
Cas Banaszek	T	1968–77
Cedrick Hardman	DE	1970–79
Willie Harper	LB	1973–83
Keith Fahnhorst	T	1974–87
John Ayers	G	1976–86
Randy Cross	G/C	1976–88
Ray Wersching	K	1977–87
Fred Quillan	C	1978–87
Dwayne Board	DE	1979–88
Joe Montana	QB	1979–92
Keena Turner	LB	1980–90
Mike Wilson	WR	1981–90
Ronnie Lott	CB	1981–90
Eric Wright	CB	1981–90
Jesse Sapolu	C/G	1983–97
Guy McIntyre	G	1984–93
Mike Walter	LB	1984–93
Jerry Rice	WR	1985–00
John Taylor	WR	1986–95
Steve Wallace	T	1986–96
Steve Young	QB	1987–99
Brent Jones	TE	1987–97
Harris Barton	T	1987–98
Derrick Deese	G/T	1992–03
Bryant Young	DT	1994–07
Jeff Ulbrich	LB	2000–09
Brian Jennings	LS/TE	2000–current

NFL AWARD WINNERS

NFL MOST VALUABLE PLAYER

1970 QB John Brodie (AP, NEA, SN, PFW, FN and K.C. Committee of 101)
 1981 QB Joe Montana (NY Daily News)
 1982 WR Dwight Clark (SA)
 1984 QB Joe Montana (Football News)
 1986 WR Jerry Rice (SA)
 1987 WR Jerry Rice (PFWA, NEA, SI, FN and FD)
 1988 RB Roger Craig (NEA and SA)
 1989 QB Joe Montana (PFWA, AP, NEA, FN and SA)
 1990 QB Joe Montana (AP), WR Jerry Rice (SA)
 1992 QB Steve Young (PFWA, AP, NEA, FD and SA)
 1994 QB Steve Young (PFWA, AP and SA)

NFC MOST VALUABLE PLAYER

1989 QB Joe Montana (FM)

NFL PLAYER OF THE YEAR

1952 HB Hugh McElhenny (SP)
 1954 FB Joe Perry (UPI)
 1955 FB Joe Perry (UPI)
 1957 QB Y.A. Tittle (UPI)
 1970 QB John Brodie (AP and FM)
 1987 WR Jerry Rice (Maxwell Club and SM)
 1989 QB Joe Montana (SN, FD and Maxwell Club)
 1990 WR Jerry Rice (SN)
 1992 QB Steve Young (SN and Maxwell Club)
 1994 QB Steve Young (SM)

NFC PLAYER OF THE YEAR

1970 QB John Brodie (UPI)
 1994 QB Steve Young (UPI)

NFL OFFENSIVE PLAYER OF THE YEAR

1970 QB John Brodie (NEA and PFW)
 1986 WR Jerry Rice (PFW)
 1987 WR Jerry Rice (AP, PFW and FD)
 1988 RB Roger Craig (AP)
 1989 QB Joe Montana (AP and PFW)
 1992 QB Steve Young (AP and PFW)
 1993 WR Jerry Rice (AP)
 1994 QB Steve Young (AP, PFW and CPFM)

NFC OFFENSIVE PLAYER OF THE YEAR

1986 WR Jerry Rice (K.C. Committee 101)
 1987 WR Jerry Rice (UPI and K.C. Committee 101)
 1988 RB Roger Craig (UPI and K.C. Committee 101)
 1989 QB Joe Montana (UPI and K.C. Committee 101)
 1992 QB Steve Young (UPI, FN and K.C. Committee 101)
 1994 QB Steve Young (Kansas City Committee 101)

NFL DEFENSIVE PLAYER OF THE YEAR

1981 DE Fred Dean (UPI and K.C. Committee 101)
 1994 CB Deion Sanders (AP and CPFM)
 1995 FS Merton Hanks (FD)
 1997 DT Dana Stubblefield (AP, PFW, FD, CPFM, NEA, K.C. Committee 101)

NFC DEFENSIVE PLAYER OF THE YEAR

1990 LB Charles Haley (UPI and K.C. Committee 101)
 1994 CB Deion Sanders (K.C. Committee 101)
 1997 DT Dana Stubblefield (K.C. Committee 101)

NFL ROOKIE OF THE YEAR

1952 HB Hugh McElhenny (UPI)

NFL DEFENSIVE ROOKIE OF THE YEAR

1970 CB Bruce Taylor (PFW)
 1993 DT Dana Stubblefield (AP)
 1994 DT Bryant Young (UPI)
 2007 LB Patrick Willis (AP)

NFL MAN OF THE YEAR

1989 Edward J. DeBartolo Jr. (FM)

COACH OF THE YEAR

1959 Howard (Red) Hickey (DM)
 1981 Bill Walsh (AP, SN and PFW)
 1989 George Seifert (FD)
 1990 George Seifert (SM)
 1994 George Seifert (SM)
 2011 Jim Harbaugh (AP, PFW/PFWA, SN, SI and DMN)

EXECUTIVE OF THE YEAR

1989 John McVay (SM)
 1994 Carmen Policy (SN and PFW)
 2011 Trent Baalke (PFW/PFWA)

SUPER BOWL MOST VALUABLE PLAYER

1982 QB Joe Montana (Super Bowl XVI)
 1985 QB Joe Montana (Super Bowl XIX)
 1989 WR Jerry Rice (Super Bowl XXIII)
 1990 QB Joe Montana (Super Bowl XXIV)
 1994 QB Steve Young (Super Bowl XXIX)

NFL COMEBACK PLAYER OF THE YEAR

1999 DT Bryant Young (AP)
 2001 RB Garrison Hearst (AP and PFWA)

NFL MOST IMPROVED PLAYER

2000 QB Jeff Garcia (PFW)

MOST CARING ATHLETE

2000 DT Bryant Young (USA Today)
 DT Junior Bryant (USA Today)

AP – Associated Press, CPNW – College and Pro Football Newsweekly, DMN – Dallas Morning News, DN – Detroit News, DP – Detroit Press, FD – Football Digest, FI – NFL Films, FN – Football News, K.C. Committee 101 – Kansas City Committee 101, PFD – Pro Football Digest, PFW – Pro Football Weekly, SI – Sports Illustrated, SN – Sporting News, UPI – United Press International

49ERS PLAYERS OF THE MONTH

OFFENSE	DEFENSE	SPECIAL TEAMS	OFFENSE	DEFENSE	SPECIAL TEAMS
1986 Jerry Rice WR (Nov.)			1995	Ken Norton LB (Oct.)	
1988	Charles Haley LB (Oct.)		1997	Dana Stubblefield DT (Nov.)	
1989 Joe Montana QB (Nov.)			1998 Steve Young QB (Sept.)		
1990	Charles Haley LB (Oct.)		2001 Jeff Garcia QB (Nov.)		
1991 Steve Young QB (Oct.)			2006	Walt Harris CB (Nov.)	
1992 Steve Young QB (Oct.)	Tim Harris LB (Dec.)		2007	Patrick Willis LB (Oct.)*	
1993 Steve Young QB (Nov.)	Eric Davis CB (Oct.)			Patrick Willis LB (Dec.)*	
1994 Steve Young QB (Nov.)			2011	Aldon Smith LB (Oct.)*	David Akers (Dec.)
Steve Young QB (Dec.)				Aldon Smith LB (Dec.)*	
			2012	Aldon Smith LB (Nov.)	

* NFL Defensive Rookie of the Month

49ERS PLAYERS OF THE WEEK

	OFFENSE	DEFENSE	SPECIAL TEAMS
1984	Joe Montana QB (week 8)		
1985	Roger Craig RB (week 2) Joe Montana QB (week 5) Jerry Rice WR (week 14)	Dwight Hicks S (week 16)	
1986	Joe Montana QB (week 10) Jerry Rice WR (week 11) Roger Craig RB (week 15)	Ronnie Lott S (week 4) Ronnie Lott S (week 8)	
1987	Jerry Rice WR (week 11) Joe Montana QB (week 12)		
1988	Roger Craig RB (week 2) Joe Montana QB (week 4) Roger Craig RB (week 7) Jerry Rice WR (week 13)	Michael Carter NT (week 1) Michael Walter LB (week 2) Eric Wright CB (week 15)	
1989	Joe Montana QB (week 3) John Taylor WR (week 14)	Pierce Holt DE (week 12)	
1990	Joe Montana QB (week 2) Jerry Rice WR (week 3) Joe Montana QB (week 6) Jerry Rice WR (week 6)	Charles Haley LB (week 5)	
1991	Steve Bono QB (week 14) John Taylor WR (week 15)		
1992	Jerry Rice WR (week 7) Jerry Rice WR (week 13) Amp Lee RB (week 15)		
1993	Jerry Rice WR (week 11)	Merton Hanks S (week 12)	Dexter Carter KR (week 5)
1994	Jerry Rice WR (week 1) Jerry Rice WR (week 12)	Deion Sanders CB (week 4) Merton Hanks S (week 6) Merton Hanks S (week 11) Merton Hanks S (week 3) Ken Norton LB (week 8) Merton Hanks S (week 11) Tim McDonald S (week 13)	Doug Brien K (week 3) Dexter Carter KR/PR (week 10)
1995	Elvis Grbac QB (week 12) Jerry Rice WR (week 16)	Roy Barker DE (week 10) Chris Doleman DE (week 12) Rod Woodson CB (week 3) Dana Stubblefield DT (week 10) Dana Stubblefield DT (week 11) Roy Barker DE (week 8) Bryant Young DT (week 14)	Jeff Wilkins K (week 12)
1996		Bryant Young DT (week 6) Chris Doleman DE (week 9)	Jeff Wilkins K (week 10)
1997	Garrison Hearst RB (week 5)		
1998	Garrison Hearst RB (week 1)		
1999			
2000	Charlie Garner RB (week 4) Terrell Owens WR (week 16)		
2001	Jeff Garcia QB (week 9) Garrison Hearst RB (week 11)	Andre Carter LB (week 17)	Jose Cortez K (week 1)
2002		Jamie Winborn LB (week 1) Ronnie Heard S (week 8) Julian Peterson LB (week 10) Tony Parrish S (week 14) Ahmed Plummer CB (week 5) Tony Parrish S (week 16)	Jimmy Williams KR/PR (week 13)
2003	Terry Jackson RB (week 1) Jeff Garcia QB (week 14)		Cedric Wilson KR (week 9)
2004	Tim Rattay QB (week 5)		
2005		Bryant Young DE (week 1)	Joe Nedney K (week 8)
2006	Frank Gore RB (week 5) Frank Gore RB (week 11)	Brandon Moore LB (week 9) Walt Harris CB (week 17)	
2007	Frank Gore RB (week 12)		
2008	Shaun Hill QB (week 11)		
2009	Frank Gore RB (week 2) Frank Gore RB (week 14)		
2011		Patrick Willis LB (week 5)	Ted Ginn Jr. WR (week 1) Andy Lee P (week 15) David Akers K (week 16) David Akers K (week 17)
2012	Alex Smith QB (week 8)	Patrick Willis LB (week 4) Aldon Smith LB (week 11)	Andy Lee P (week 7)

EDWARD J. DeBARTOLO SR. 49ERS HALL OF FAME

The San Francisco 49ers are arguably one of the most fabled sports franchises in history. With the multitude of memories that the team's history holds, a place to honor and capture these tremendous times and legendary figures only seems appropriate.

During the 2009 offseason, the San Francisco 49ers and the York family proudly introduced the creation of the Edward J. DeBartolo Sr. 49ers Hall of Fame, named in honor of the beloved patriarch of the storied franchise. The 49ers Hall of Fame was established to recognize players, administrators and coaches who have made exceptional contributions to the organization.

A week after the creation of the new 49ers Hall of Fame, team President & CEO Jed York announced the name of its inaugural inductee, his uncle, Edward J. DeBartolo Jr., known as "Mr. D" to most close to the 49ers family. He was then officially inducted during halftime of the team's home opener versus the Seattle Seahawks on September 20, 2009.

Being inducted into the 49ers Hall of Fame is no easy task, and the selection process reflects the level of honor which it bestows. As a prerequisite for induction, all 49ers Hall of Fame candidates must have displayed one or more of the following qualifications: outstanding production and performance on the field, key contributions to the team's success, and/or the embodiment of the spirit and essence of the San Francisco 49ers.

JOHN BRODIE

Quarterback, 1957–73

49ers Hall of Fame Inductee: 2009

Holds the team record with 17 years of service. Ranks second in team history with 31,548 passing yards and third with 214 touchdown passes. Guided the 49ers to back-to-back NFC Championship games in 1970 and 1971. Was named NFL Most Valuable Player in 1970. Born August 14, 1935 in San Francisco, CA.




DWIGHT CLARK

Wide Receiver, 1979–87

49ers Hall of Fame Inductee: 2009

Finished with 506 receptions for 6,750 yards and 48 touchdowns. Ranks fourth on 49ers all-time receptions list and third in receiving yards. Two-time Pro Bowler (1981, 1982) and first-team All-Pro in 1982 and 1983. Born January 8, 1957 in Kinston, NC.



ROGER CRAIG

Running Back, 1983–90

49ers Hall of Fame Inductee: 2011

A member of three Super Bowl Championship teams, Craig ranks third in franchise history with 7,064 rushing yards and first in career rushing attempts (1,686). He also ranks third in franchise history in receptions (508) and total touchdowns (66). Craig became the first running back in NFL history to register 1,000 rushing yards and 1,000 receiving yards in a single season (1,050 rushing yards and 1,016 receiving yards in 1985). He was also selected to the Pro Bowl four times. Born July 10, 1960 in Davenport, IA.



A number of players and coaches have already been recognized in various ways throughout the years for their contributions to the game of professional football and the 49ers organization. Accordingly, the franchise has automatically enshrined members of the 49ers family who have either had their jersey numbers already retired by the organization or have been selected to the Pro Football Hall of Fame in Canton, Ohio. These players include: John Brodie, Dwight Clark, Fred Dean, Jimmy Johnson, John Henry Johnson, Charlie Krueger, Ronnie Lott, Hugh McElhenny, Joe Montana, Leo Nomellini, Joe Perry, Bob St. Clair, Y.A. Tittle, Bill Walsh, Dave Wilcox and Steve Young.

During Alumni Weekend on October 11, 2009 against the Atlanta Falcons, the 49ers honored the automatic enshrinement of the above players during halftime of the game.

Members of the 49ers Hall of Fame were recognized at Candlestick Park, in a special display highlighted by plaques designed in each inductee's likeness.

The 49ers organization will enshrine new members each season.


FRED DEAN

Defensive End, 1981–85

49ers Hall of Fame Inductee: 2009

Pro Football Hall of Fame Inductee: 2008

One of the first true pass-rushers in the game, Dean's revolutionary play made an immediate impact upon joining the 49ers in a 1981 mid-season trade. Went on to help 49ers win Super Bowl XVI and Super Bowl XIX. Recorded 93.5 sacks in career, including 40 sacks in five seasons with 49ers to rank 7th on team's all-time list. Posted career-high 17.5 sacks in 1983. Was a four-time Pro Bowler (1979–81, 83) and All-Pro (1979–81, 83). Earned UPI's NFC Defensive Player of the Year (1981). Born February 24, 1952 in Arcadia, LA.



EDWARD J. DeBARTOLO JR.

Owner, 1977–2000

49ers Hall of Fame Inductee: 2009

Widely regarded as one of the most successful owners in the history of pro sports after taking over the 49ers in 1977. In 23 years at the helm, guided 49ers to a 22–11 postseason record and 13 division titles as San Francisco became first franchise in NFL history to win five Super Bowl Championships (1981, '84, '88, '89 and '94). The 49ers reached the playoffs on 16 occasions during DeBartolo's final 18 seasons as owner, posting a 207–72–1 regular season record. Born November 6, 1946 in Youngstown, OH.



JIMMY JOHNSON


Cornerback, 1961–76

49ers Hall of Fame Inductee: 2009

Pro Football Hall of Fame Inductee: 1994

Starter on both offense and defense at UCLA. Began 49ers career as a defensive back, moved to offense, then stayed at DB in his third season.

Intercepted 47 passes for 615 yards, including five his rookie year. As a receiver in 1962 he caught 34 passes for 627 yards and four touchdowns. Recognized as one of the best man-to-man defenders in NFL history. Played in five Pro Bowls and twice won the prestigious Len Eshmont Award selected by his teammates for inspirational play. Born March 31, 1938 in Dallas, TX.



EDWARD J. DeBARTOLO SR. 49ERS HALL OF FAME (CONT.)

JOHN HENRY JOHNSON

Fullback, 1954–56

49ers Hall of Fame Inductee: 2009

Pro Football Hall of Fame Inductee: 1987



Was a member of what's been noted as the finest backfield in NFL history. The foursome known as "The Million Dollar Backfield" and "The Fabulous

Foursome" included three other Hall of Famers—QB Y.A. Tittle and RBs Joe Perry and Hugh McElhenny. Gained 6,803 yards rushing, including 48 touchdowns. Also played for the Detroit Lions (1957–59), Pittsburgh Steelers (1960–65) and Houston Oilers (1966). Attended St. Mary's College and Arizona State University. Born November 24, 1929 in Waterproof, LA.



CHARLIE KRUEGER

Defensive Tackle, 1959–73

49ers Hall of Fame Inductee: 2009

Two-time Pro Bowl defensive tackle (1960, 1964). Received All-Pro recognition in 1960, 1965 and 1966. Had jersey retired in 1974.



RONNIE LOTT

Defensive Back 1981–90


49ers Hall of Fame Inductee: 2009

Pro Football Hall of Fame Inductee: 2000



Known as one of the most ferocious and feared players in NFL history. Played in 10 Pro Bowls and won four Super Bowl Championships.

Earned All-Pro honors at three different positions: cornerback, free safety and strong safety. Registered 1,161 career tackles, including five seasons with at least 100 tackles. Ranks tied for 6th in NFL history with 63 interceptions. Led the league in interceptions in 1986 and 1991 and returned five interceptions for touchdowns. Tied for the NFL record for postseason interceptions with nine. Named to the 75th Anniversary All-Time team, 1980's All-Decade team and Super Bowl Silver Anniversary team. Born May 8, 1959 in Albuquerque, NM.



HUGH McELHENNY

Halfback, 1952–60


49ers Hall of Fame Inductee: 2009

Pro Football Hall of Fame Inductee: 1970



One of only three players to gain over 11,000 yards carrying the ball. Scored 60 career touchdowns, 38 rushing, including a 42-yard

touchdown run on his first pro play in preseason. In 1952 McElhenny had the longest punt return (94) and longest play from scrimmage (89). Scored two touchdowns in first Pro Bowl after his rookie year. Also played for Minnesota Vikings (1961–62), New York Giants (1963) and Detroit Lions (1964). Played college football at University of Washington. Born December 31, 1928 in Los Angeles, CA.



JOE MONTANA

Quarterback, 1979–92

49ers Hall of Fame Inductee: 2009

Pro Football Hall of Fame Inductee: 2000



Solidified his place in pro sports annals with numerous NFL records and a legendary reputation as a leader. Finished his career with 40,551 yards passing and 273 touchdowns. Ranks second in team history with a 92.3 career passer rating and 62.3 completion percentage. Led league in passing in 1987 and '89. Won back-to-back NFL MVP awards in 1989 and '90. Named *Sports Illustrated* Sportsman-of-the-Year in 1990. Named Super Bowl MVP three times. Directed team to the playoffs 12 times and boasts a 95.6 passer rating in 23 postseason games. Holds NFL postseason record for touchdowns (45), while ranking second in 300-yard passing games (6), completions (460), attempts (734) and yards gained (5,772). Born June 11, 1956 in New Eagle, PA.



TONY AND VIC MORABITO

Founder/Owners, 1946–64

49ers Hall of Fame Inductee: 2011

Founder Tony Morabito (1946–1957) and Co-Owner Vic Morabito (1950–1964). The founding family and original owners of the San Francisco 49ers. Tony Morabito established the Bay Area's first major league professional sports franchise when the 49ers played their first season in 1946. The brothers from San Francisco transitioned the team from an upstart in the All-American Football Conference to a major NFL franchise in 1950. Signed future Pro Football Hall of Famers Joe Perry, Hugh McElhenny, John Henry Johnson, Y.A. Tittle, Bob St. Clair, Leo Nomellini and Jimmy Johnson and also attracted the likes of R.C. Owens, John Brodie, Charlie Krueger, Billy Wilson and many other top talents during their tenure. After Tony's passing in 1957, Vic retained control of the organization until his own death in 1964. Throughout both the AAFC and the NFL, the 49ers went 128–110–6 during Tony and Vic Morabito's era (including a trip to the AAFC Championship Game in 1949 and the NFC playoffs in 1957) and became one of the NFL's premier franchises.



LEO NOMELLINI

Defensive Tackle, 1950–63

49ers Hall of Fame Inductee: 2009

Pro Football Hall of Fame Inductee: 1969



Was the first ever draft choice after the 49ers joined the NFL. Played every 49ers game for 14 seasons. Altogether, he played in 174 consecutive regular season games, including 10 trips to the Pro Bowl, and played in 266 contests. "The Lion" became one of the few to be named to an All-NFL team on both offense and defense. Retired at age 39. Played college ball at the University of Minnesota. Born June 19, 1924 in Lucca, Italy.




EDWARD J. DeBARTOLO SR. 49ERS HALL OF FAME (CONT.)

R.C. OWENS

Wide Receiver, 1957–61

49ers Hall of Fame Inductee: 2011

An eight-year NFL veteran, R.C. "Alley Oop" Owens spent his first five seasons as a member of the 49ers, totaling 177 receptions for 2,939 yards and 20 touchdowns with San Francisco. His most productive year came in 1961 when he started all 14 games, caught 55 passes for 1,032 yards and scored five touchdowns. A former college basketball star, Owens transferred his skills over to the football field and was notorious for out-leaping defensive backs for high arching passes from QB Y.A. Tittle. Thus, the origin of the term "Alley Oop" was created, and later became more well-known from its use in basketball. A free agent in 1962, Owens went on to play with the Baltimore Colts and New York Giants, before retiring following the 1964 season. After his playing career ended, Owens spent more than two decades working for the 49ers. In that time, he held various positions for the team, including Director of Training Camp and Director of Alumni Relations.



JOE PERRY

Fullback, 1948–60, '63

49ers Hall of Fame Inductee: 2009

Pro Football Hall of Fame Inductee: 1969

Was first player in NFL history to gain 1,000 yards in two consecutive seasons. His 9,723 rushing yards, in the AAFC and NFL combined, placed him second only to Jim Brown when he retired. Finished career with 12,505 combined yards. Nicknamed "The Jet" because of his quick starts. Also played for the Baltimore Colts (1961–62). Attended Compton Junior College. Born January 22, 1927 in Stevens, AR.




JERRY RICE

Wide Receiver, 1985–2000

49ers Hall of Fame: 2010

Pro Football Hall of Fame: 2010

Considered the best wide receiver in NFL history, Rice holds 14 regular season records and 10 postseason records. Among them, he is the all-time leader in career receptions (1,549), receiving yards (22,895) and touchdown receptions (197). Rice, a 10-time All-Pro was selected to 13 Pro Bowls and won three Super Bowl championships with the 49ers (1988, '89, '94). He was twice named AP NFL Offensive Player of the Year ('87, '93). Rice played his first 16 seasons in San Francisco, where he holds nearly every 49ers receiving record. Born October 13, 1962 in Starkville, MI.




GORDY SOLTAU

Wide Receiver, 1950–58

49ers Hall of Fame Inductee: 2012

Played both kicker and wide receiver for San Francisco, retiring as the franchise's all-time leading scorer with 644 points. Played all 9 NFL seasons with the 49ers, missing just 2 games from 1950–58. Led the 49ers in scoring each year and led the NFL in scoring in 1952 and 1953. Earned 3 Pro Bowl Selections from 1951–53. In 1951, ranked 2nd in the NFL with 59 receptions for 826 receiving yards. Soltau finished his career with 249 receptions for 3,487 yards and 25 touchdowns. Converted 70-of-139 field goals for 303 points. Prior attending college in the Office of Strategic Services, an elite branch of the Navy, where he was one of the first combat divers during World War II. Played college ball at Minnesota. Born January 25, 1925 in Duluth, MN.



BOB ST. CLAIR


Tackle, 1953–64

49ers Hall of Fame Inductee: 2009

Pro Football Hall of Fame Inductee: 1990

Exceptional offensive lineman. Also played goal line defense and blocked 10 field goals in 1956.

Once lost five teeth when blocking a punt. Earned All-NFL honors three times and made five Pro Bowl appearances. Attended University of San Francisco and Tulsa. Born February 18, 1931 in San Francisco, CA.



Y.A. TITTLE

Quarterback, 1951–60

49ers Hall of Fame Inductee: 2009

Pro Football Hall of Fame Inductee: 1971

Had 17 years of NFL experience, finishing his career with 33,070 passing yards and 281 touchdowns (39 rushing). Won NFL Most Valuable Player Award in 1961 and '63. Threw 33 touchdown passes and a career-high 3,224 yards in 1962. In '63 he threw 36 touchdowns, completing 60.2 percent of his passes. Also played for the Baltimore Colts (1948–50) and the New York Giants (1961–64). Played college ball at Louisiana State University. Born October 24, 1926 in Marshall, TX.



EDWARD J. DeBARTOLO SR. 49ERS HALL OF FAME (CONT.)

BILL WALSH

Head Coach, 1979–88

49ers Hall of Fame Inductee: 2009

Pro Football Hall of Fame Inductee: 1993



Led “The Team of the ‘80s” to three Super Bowl titles (XVI, XIX, XXIII) in 10 years. Compiled a .617 winning percentage with a 102–

63–1 mark that included 10 wins in 14 post-season games. Notorious for his reputation of being an outstanding offensive coach, Walsh developed what is now known as the “West Coast Offense.” Named NFL Coach of the Year in 1981 and ‘84. Attended San Jose State. Born November 30, 1931 in Los Angeles, CA.



DAVE WILCOX

Linebacker, 1964–74

49ers Hall of Fame Inductee: 2009

Pro Football Hall of Fame Inductee: 2000

Nicknamed “The Intimidator” by coaches and teammates for his tough, hard-nosed playing style. Considered to be one of the finest outside linebackers to ever play the game. Earned seven Pro Bowl nominations and was a seven-time All-Pro selection. Was selected by his teammates as the Len Eshmont Award winner as the team’s most inspirational and courageous player in 1967. Had his best season as a professional in 1973, recording 104 tackles, 13 for loss, two interceptions, four forced fumbles and one fumble recovery. Born September 29, 1942 in Eugene, OR.



STEVE YOUNG

Quarterback, 1987–99


49ers Hall of Fame Inductee: 2009

Pro Football Hall of Fame Inductee: 2005



One of the greatest quarterbacks in NFL history, standing as the most accurate passer in league history with a 96.8 quarterback rating.

Dominating arm strength and mobility yielded 232 regular season touchdown tosses and 4,239 rushing yards during his years at Tampa Bay (1985–86) and San Francisco (1987–99). Recorded 28, 300-yard passing games during his prolific career. His 43 rushing touchdowns are the most by a quarterback in NFL history. Was a two-time NFL Most Valuable Player (1992 & 1994) and Super Bowl XXIX MVP. Earned 7 consecutive Pro Bowl nominations (1992–98) and was All-Pro (1992–94). His six touchdown passes in Super Bowl XXIX victory over San Diego stands as a Super Bowl record. Born October 11, 1961 in Salt Lake City, UT.



49ERS IN PRO FOOTBALL HALL OF FAME

POS	PLAYER	YEARS ON 49ERS	YEAR INDUCTED	POS	PLAYER	YEARS ON 49ERS	YEAR INDUCTED
G/T	Larry Allen	2006–07	2013	DT	Leo Nomellini	1950–63	1969
DE	Fred Dean	1981–85	2008	FB	Joe Perry	1946–60, '63	1969
DE	Richard Dent	1994	2011	WR	Jerry Rice	1985–2000	2010
LB	Chris Doleman	1996–98	2012	CB	Deion Sanders	1994	2011
WR	Bob Hayes	1975	2009	RB	O.J. Simpson	1978–79	1985
LB	Rickey Jackson	1994–95	2010	T	Bob St. Clair	1953–63	1990
CB	Jimmy Johnson	1961–76	1994	QB	Y.A. Tittle	1951–60	1971
FB	John Henry Johnson	1954–56	1987	Coach	Bill Walsh	1979–88	1993
DB	Ronnie Lott	1981–90	2000	LB	Dave Wilcox	1964–74	2000
HB	Hugh McElhenny	1952–60	1970	S	Rod Woodson	1997	2009
QB	Joe Montana	1979–92	2000	QB	Steve Young	1987–99	2005

49ERS RETIRED JERSEYS



QB Steve Young—Played for the 49ers from 1987–1999 standing as the most accurate passer in league history with a 96.8 quarterback rating...Totaled 221 regular season touchdown passes and 3,581 rushing yards with the 49ers....His 43 rushing touchdowns are the most by a quarterback in NFL history...Was a two–time NFL Most Valuable Player (1992 & 1994) and Super Bowl XXIX MVP...Earned seven consecutive Pro Bowl nods (1992–98) and was All–Pro (1992–94). Inducted into Pro Football Hall of Fame in 2005...Had jersey retired in 2008.



QB John Brodie—Played for 49ers from 1957–73...Holds the team record with 17 years of service...Ranks second in team history with 31,548 passing yards and third with 214 touchdown passes...Guided the 49ers to back–to–back NFC Championship games in 1970 and 1971...Was named NFL Most Valuable Player in 1970...Had jersey retired in 1973.



QB Joe Montana—Played for the 49ers from 1979–92...Led San Francisco to four Super Bowl Championships (1981, 1984, 1988, 1989)...Holds team records with 35,124 passing yards and 244 touchdown passes...Selected to eight Pro Bowls, including seven with the 49ers...Named NFL Most Valuable Player four times (1981, 1984, 1989, 1990) and Super Bowl MVP three times (XVI, XIX, XXIV)...Had jersey retired in 1997...Inducted into Pro Football Hall of Fame in 2000.



RB Joe Perry—Played 14 years in two stints for 49ers from 1948–60 and 1963...Finished career as team's all–time leading rusher with 7,344 yards...Scored 351 points, including team–record 50 rushing touchdowns, during career...Led team in rushing eight seasons, including seven consecutive (1949–55)...Named NFL Player–of–the–Year by UPI in 1954 and 1955...Inducted into Pro Football Hall of Fame in 1969...Had jersey retired in 1971.



DB Jimmy Johnson—Played for 49ers from 1961–76...Holds team record with 212 games played during career...Finished with 47 interceptions to rank second in team history...Selected to five Pro Bowls and named Len Eshmont Award winner twice...Played wide receiver in second season before becoming full–time defensive back in 1963...Named first–team All–Pro four times (1969, 1970, 1971, 1972)...Had jersey retired in 1977...Inducted into Pro Football Hall of Fame in 1994.



RB Hugh McElhenny—Played for 49ers from 1952–60...Rushed for 4,288 yards on 877 carries and 35 touchdowns for San Francisco...Inducted into Pro Football Hall of Fame in 1970...Was named NFL Player of the Year and NFL Rookie of the Year in 1952...Selected to five Pro Bowls...Led team in rushing in 1956 and 1957...Inducted into Pro Football Hall of Fame in 1970...Had jersey retired in 1971.



S Ronnie Lott—Played for 49ers from 1981–90...Played in 10 Pro Bowls and won four Super Bowl titles...Earned All–Pro honors at three different positions—cornerback, free safety and strong safety...Registered 1,161 career tackles, including five seasons with 100–plus tackles...Ranks fifth in NFL history with 63 career interceptions...Holds NFL postseason record with nine interceptions in career...Inducted into Pro Football Hall of Fame in 2000...Had jersey retired in 2003.



DT Charlie Krueger—Played for 49ers from 1959–73...Two–time Pro Bowl defensive tackle (1960, 1964)...Received All–Pro recognition in 1960, 1965 and 1966...Had jersey retired in 1974.



T Leo Nomellini—Played for 49ers from 1950–63...Did not miss game during 14–year career, playing in 174 consecutive regular season games...Selected to 10 Pro Bowls...Was first–ever NFL draft choice by 49ers...Was first–team All–Pro six times and second–team choice three times...Inducted into Pro Football Hall of Fame in 1969...Had jersey retired in 1971.



T Bob St. Clair—Played for 49ers from 1953–63...Exceptional offensive lineman...Also played goal line defense and blocked 10 field goals in 1956...One of tallest players in team history at 6–9...Named to Pro Bowl five times...Earned All–NFL honors three times in career...Local product, attended University of San Francisco and Polytechnic High in San Francisco...Inducted into Pro Football Hall of Fame in 1990...Had jersey retired in 2001.



WR Jerry Rice—Played for 49ers from 1985–2000...Holds 14 regular season records and 10 postseason records...Among them, he is the all–time leader in career receptions (1,549), receiving yards (22,895) and touchdown receptions (197)...A 10–time All–Pro, was selected to 13 Pro Bowls and won three Super Bowl championships with the 49ers (1988, '89, '94)...Twice named AP NFL Offensive Player of the Year ('87, '93)...Played his first 16 seasons in San Francisco, where he holds nearly every 49ers receiving record...Had jersey retired in 2010.



WR Dwight Clark—Played for 49ers from 1979–87...Finished with 506 receptions for 6,750 yards and 48 touchdowns...Ranks fourth on 49ers all–time receptions list and third in receiving yards...Two–time Pro Bowler (1981, 1982) and first–team All–Pro in 1982 and 1983...Had jersey retired in 1988.

PRO BOWL 49ERS

1950 [JAN. 14, 1951]

Frank Albert, QB
Visco Grgich, G
Leo Nomellini, T
Norm Standlee, FB
John Strzykalski, HB

1951 [JAN. 12, 1952]

Jim Cason, HB
Ray Collins, T
Leo Nomellini, T
* Gordy Soltau, E

1952 [JAN. 10, 1953]

Ed Henke, E
* Bill Johnson, C
Hugh McElhenny, HB
Leo Nomellini, T
Joe Perry, FB
Gordy Soltau, E

1953 [JAN. 17, 1954]

* Bill Johnson, C
Hugh McElhenny, HB
Art Milchalik, G
* Leo Nomellini, T
* Joe Perry, FB
* Gordy Soltau, E
Y.A. Tittle, QB

1954 [JAN. 16, 1955]

* Bruno Banducci, G
Al Carapella, T
Jim Cason, HB
* John Henry Johnson, HB
* Joe Perry, FB
* Y.A. Tittle, QB
*+ Billy Wilson, E

1955 [JAN. 15, 1956]

Dick Moegle, HB
Bob Toneff, T
* Billy Wilson, E

1956 [JAN. 13, 1957]

* Hugh McElhenny, HB
Leo Nomellini, T
* Bob St. Clair, T
* Billy Wilson, E

1957 [JAN. 12, 1958]

Marv Matuszak, LB
*+ Hugh McElhenny, HB
Leo Nomellini, T
* Y.A. Tittle, QB
* Billy Wilson, E

1958 [JAN. 11, 1959]

Hugh McElhenny, HB
Jerry Mertens, HB
Leo Nomellini, T
* Bob St. Clair, T
* Billy Wilson, E

1959 [JAN. 17, 1960]

Dave Baker, HB
Leo Nomellini, T
* Bob St. Clair, T
* J.D. Smith, FB
* Billy Wilson, E
Abe Woodson, DHB

1960 [JAN. 15, 1961]

* Bruce Bosley, G
Charlie Krueger, DT
Leo Nomellini, T
* Bob St. Clair, T
Abe Woodson, DHB

1961 [JAN. 14, 1962]

* Ted Connolly, G
* Eddie Dove, DHB
Leo Nomellini, T
* Bob St. Clair, T
* Abe Woodson, DHB

1962 [JAN. 13, 1963]

* Tommy Davis, K
Matt Hazeltine, LB
* J.D. Smith, FB
* Abe Woodson, DHB

1963 [JAN. 12, 1964]

* Tommy Davis, K
Abe Woodson, DHB

1964 [JAN. 10, 1965]

Matt Hazeltine, LB
Charlie Krueger, DT
Dave Parks, E

1965 [JAN. 16, 1966]

* Bruce Bosley, C
* John Brodie, QB
John David Crow, HB
* Dave Parks, E
* Walt Rock, T
* Ken Willard, FB

1966 [JAN. 22, 1967]

Bruce Bosley, C
* Howard Mudd, G
* Dave Parks, E
Walt Rock, T
John Thomas, T
Dave Wilcox, LB
Ken Willard, FB

1967 [JAN. 21, 1968]

Bruce Bosley, C
Howard Mudd, G

1968 [JAN. 19, 1969]

* Kermit Alexander, CB
* Clifton McNeil, E
* Howard Mudd, G
Dave Wilcox, LB
* Ken Willard, FB

1969 [JAN. 18, 1970]

Elmer Collett, G
Jimmy Johnson, CB
Gene Washington, WR
* Dave Wilcox, LB
Ken Willard, FB

1970 [JAN. 24, 1971]

* John Brodie, QB
* Jimmy Johnson, CB
Len Rohde, T
* Gene Washington, WR
Dave Wilcox, LB

1971 [JAN. 23, 1972]

* Forrest Blue, C
* Cedrick Hardman, DE
* Jimmy Johnson, CB
* Ted Kwalick, TE
Bruce Taylor, CB
* Gene Washington, WR
Vic Washington, RB
* Dave Wilcox, LB

1972 [JAN. 21, 1973]

* Forrest Blue, C
* Jimmy Johnson, CB
* Ted Kwalick, TE
Woody Peoples, G
* Gene Washington, WR
* Dave Wilcox, LB

1973 [JAN. 20, 1974]

* Forrest Blue, C
* Ted Kwalick, TE
Woody Peoples, G
* Gene Washington, WR
* Dave Wilcox, LB
* Tom Wittum, P

1974 [JAN. 20, 1975]

Forrest Blue, C
Jimmy Johnson, CB
* Tom Wittum, P

1975 [JAN. 26, 1976]

* Cedrick Hardman, DE

1976 [JAN. 17, 1977]

* Cleveland Elam, DT
* Tommy Hart, DE
Dave Washington, LB
Delvin Williams, RB

1977 [JAN. 23, 1978]

* Cleveland Elam, DT

1978 [JAN. 29, 1979]

None

1979 [JAN. 27, 1980]

None

1980 [FEB. 1, 1981]

None

1981 [JAN. 31, 1982]

Dwight Clark, WR
* Randy Cross, G
Fred Dean, DE
Dwight Hicks, S
* Ronnie Lott, CB
* Joe Montana, QB

1982 [FEB. 6, 1983]

* Dwight Clark, WR
* Randy Cross, G
Dwight Hicks, S
Ronnie Lott, CB

1983 [JAN. 29, 1984]

Fred Dean, DE
Dwight Hicks, S
* Ronnie Lott, CB
Joe Montana, QB
49ers Coaching Staff

1984 [JAN. 27, 1985]

* Randy Cross, G
Keith Fahnhorst, T
* Dwight Hicks, S
Ronnie Lott, CB
* Joe Montana, QB
* Fred Quillan, C
Keena Turner, LB
Wendell Tyler, RB
Carlton Williamson, S
Eric Wright, CB

1985 [FEB. 2, 1986]

Michael Carter, NT
* Roger Craig, FB
*# Joe Montana, QB
Fred Quillan, C
* Carlton Williamson, S
*# Eric Wright, CB

1986 [FEB. 1, 1987]

* Ronnie Lott, S
* Jerry Rice, WR

1987 [FEB. 7, 1988]

* Michael Carter, NT
Roger Craig, RB
* Ronnie Lott, S
* Joe Montana, QB
* Jerry Rice, WR

1988 [JAN. 29, 1989]

Michael Carter, NT
* Roger Craig, RB
Charles Haley, LB-DE
* Ronnie Lott, S
* Jerry Rice, WR
John Taylor, WR

1989 [FEB. 4, 1990]

Roger Craig, RB
* Ronnie Lott, S
Guy McIntyre, G
* Joe Montana, QB
* Jerry Rice, WR
John Taylor, WR

1990 [FEB. 3, 1991]

* Charles Haley, LB-DE
* Ronnie Lott, S
Guy McIntyre, G
*# Joe Montana, QB
* Jerry Rice, WR
49ers Coaching Staff

1991 [FEB. 2, 1992]

Charles Haley, LB-DE
* Guy McIntyre, G
* Jerry Rice, WR

1992 [FEB. 7, 1993]

* Pierce Holt, DL
Brent Jones, TE
* Guy McIntyre, G
* Jerry Rice, WR
Steve Wallace, T
Ricky Watters, RB
* Steve Young, QB
49ers Coaching Staff

1993 [FEB. 6, 1994]

* Harris Barton, T
Brent Jones, TE
* Tim McDonald, SS
Guy McIntyre, G
* Jerry Rice, WR
Jesse Sapolu, C
Ricky Watters, RB
Steve Young, QB
49ers Coaching Staff

1994 [FEB. 5, 1995]

* Merton Hanks, FS
* Brent Jones, TE
Tim McDonald, SS
Bart Oates, C
* Jerry Rice, WR
* Deion Sanders, CB
Jesse Sapolu, G
Dana Stubblefield, DT
Ricky Watters, RB
* Steve Young, QB

1995 [FEB. 4, 1996]

* Eric Davis, CB
* Merton Hanks, FS
Brent Jones, TE
Tim McDonald, SS
Ken Norton Jr., LB
Bart Oates, C
* Jerry Rice, WR
Dana Stubblefield, DT
* Lee Woodall, LB
Steve Young, QB

1996 [FEB. 2, 1997]

* Merton Hanks, FS
* Jerry Rice, WR
* Bryant Young, DT
Steve Young, QB

1997 [FEB. 1, 1998]

Chris Doleman, DE
Kevin Gogan, G
* Merton Hanks, FS
Ken Norton, Jr., LB
Dana Stubblefield, DT
Lee Woodall, LB
Steve Young, QB

1998 [FEB. 7, 1999]

Garrison Hearst, RB
* Kevin Gogan, G
Jerry Rice, WR
* Steve Young, QB
Winfred Tubbs, LB

1999 [FEB. 6, 2000]

* Lance Schulters, S
Bryant Young, DT

2000 [FEB. 4, 2001]

Jeff Garcia, QB
Charlie Garner, RB
Terrell Owens, WR

2001 [FEB. 9, 2002]

Ray Brown, G
Jeff Garcia, QB
Garrison Hearst, RB
Jeremy Newberry, C
* Terrell Owens, WR
Bryant Young, DT

2002 [FEB. 2, 2003]

Jeff Garcia, QB
Jeremy Newberry, C
* Terrell Owens, WR
Julian Peterson, LB
* Ron Stone, G
Bryant Young, DT

2003 [FEB. 8, 2004]

* Fred Beasley, FB
Terrell Owens, WR
Julian Peterson, LB

2004 [FEB. 13, 2005]

Brian Jennings,
need player

2005 [FEB. 12, 2006]

None

2006 [FEB. 10, 2007]

* Frank Gore, RB
* Larry Allen, G
Walt Harris, CB

2007 [FEB. 10, 2008]

Patrick Willis, LB
* Andy Lee, P

2008 [FEB. 8, 2009]

* Patrick Willis, LB

2009 [JAN. 31, 2010]

* Vernon Davis, TE
* Andy Lee, P
*# Patrick Willis, LB
Frank Gore, RB
Justin Smith, DT

2010 [JAN. 30, 2011]

* Patrick Willis, LB
Justin Smith, DT

2011 [JAN. 29, 2012]

* David Akers, K
Dashon Goldson, S
Frank Gore, RB
* Brian Jennings, LS
* Andy Lee, P
* Carlos Rogers, CB
* Justin Smith, DT
* Joe Staley, T
* Patrick Willis, LB

2012 [JAN. 27, 2013]

NaVorro Bowman, LB
Frank Gore, RB
* Dashon Goldson, S
* Mike Iupati, G
* Aldon Smith, LB
* Justin Smith, DT
* Joe Staley, T
* Donte Whitner, S
* Patrick Willis, LB

% 49ers did not participate
as the team advanced to
Super Bowl XLVII

ALL-PRO 49ERS

- 1946** — Alyn Beals E (First Team UPI, AAFC), Bruno Banducci G (First Team UPI, NYN, AAFC), Frank Albert QB (First Team NYN), Norm Standlee F (Second Team UPI, NYN, AAFC), Garland Gregory G (Second Team NYN)
- 1947** — Bruno Banducci G (First Team AP, NYN, CO, AAFC), Bob Bryant T (First Team CB), Alyn Beals E (Second Team CB, AAFC), John Woudenberg T (Second Team AP, AAFC), John Strzykalski H (Second Team AAFC), Norm Standlee F (Second Team AAFC), Garland Gregory G (Second Team CB)
- 1948** — Alyn Beals E (First Team UPI, NYN, AAFC), John Strzykalski H (First Team UPI, NYN, AAFC), John Woudenberg T (First Team NYN), Riley Matheson G (Second Team NYN, AAFC), Frank Albert QB (First Team SN, SP, NYN), Bruno Banducci G (Honorable Mention AP, SN)
- 1949** — Alyn Beals E (First Team UPI, NYN, IN, AAFC) Visco Grgich G (First Team UPI, NYN, AAFC), Joe Perry B (First Team UPI, NYN, AAFC), Frank Albert QB (First Team AAFC), John Woudenberg T (Honorable Mention UPI), Bruno Banducci G (Honorable Mention UPI), Bill Johnson C (Honorable Mention UPI), Jim Cason H (First Team IN), Jim Strzykalski H (Honorable Mention UPI)
- 1950** — John Strzykalski H (Second Team AP), Visco Grgich G (Honorable Mention AP, UPI), Frank Albert QB (Honorable Mention AP), Joe Perry F (Honorable Mention AP)
- 1951** — Leo Nomellini T (First Team AP) Gordy Soltau E (Second Team UPI), Bruno Banducci G (Second Team AP, UPI), Joe Perry F (Honorable Mention AP)
- 1952** — *1 Hugh McElhenny HB (First Team AP, UPI, NYN), Leo Nomellini T (First Team AP, UPI, NYN), Gordy Soltau E (First Team AP, UPI, NYN), Bob Toneff T (Second Team AP, UPI, NYN), Bruno Banducci G (First Team NYN), Bill Johnson C (Second Team AP, NYN), Joe Perry RB (Honorable Mention AP, UPI), Ed Henke DE (Second Team UPI, NYN), Visco Grgich G (Honorable Mention UPI), Hardy Brown LB (Second Team NYN), Lowell Wagner DB (Second Team NYN), Jim Cason DB (Honorable Mention AP)
- 1953** — Bruno Banducci G (First Team UPI), Hugh McElhenny HB (First Team AP, UPI, NYN), Leo Nomellini DT (First Team AP, UPI, NYN, PFD), Joe Perry FB (First Team AP, UPI, NYN, PFD), Gordy Soltau E (Second Team UPI), Bob St. Clair T (Second Team UPI), Bill Johnson C (Second Team UPI), Y.A. Tittle QB (Honorable Mention AP), Charlie Powell DE (Honorable Mention), Art Michalik G (Second Team NYN), Hardy Brown LB (Honorable Mention AP, UPI)
- 1954** — Bruno Banducci G (First Team AP, UPI, SN, NYN), Leo Nomellini DT (First Team AP, UPI, NYN), Joe Perry FB (First Team AP, UPI, SN, PFD), Billy Wilson E (Second Team AP, UPI, NYN), Bob St. Clair T (Second Team AP, UPI, NYN), Bill Johnson C (First Team NYN), Hugh McElhenny RB (Second Team AP, UPI, SN), John Henry Johnson RB (Second Team UPI, NYN), Bob Toneff DT (Honorable Mention UPI)
- 1955** — Bob St. Clair T (First Team UPI, NEA), Bob Toneff DT (First Team AP, SN, NYN), Billy Wilson E (First Team UPI, NEA, SN, NYN), Bill Johnson C (Second Team NEA), Joe Perry RB (Honorable Mention AP), Hardy Brown LB (Honorable Mention AP), Rex Berry DB (Second Team NEA)
- 1956** — Bob St. Clair T (First Team NEA), Billy Wilson E (Second Team AP, UPI, NEA), Hugh McElhenny RB (Second Team AP, UPI, NEA, NYN)
- 1957** — Marv Matuszak LB (First Team AP, UPI, NEA), Leo Nomellini DT (First Team AP, UPI), *2 Y.A. Tittle QB (First Team AP, UPI, NYN), Billy Wilson E (First Team AP, UPI, NEA, NYN), Dickey Moegle DB (First Team NYN), Clyde Conner E (Second Team NYN), Hugh McElhenny RB (Second Team AP, NEA)
- 1958** — Billy Wilson E (Second Team NEA, NYN, FW), Bob St. Clair T (Second Team AP, NEA, FW), Dickey Moegle DB (Second Team FW)
- 1959** — Leo Nomellini DT (First Team AP, UPI, NEA, NYN, HE, DN), J.D. Smith RB (First Team UPI, DN), Abe Woodson CB (First Team AP, UPI), Billy Wilson E (Second Team NEA), Bob St. Clair T (Honorable Mention UPI), Bruce Bosley G (Second Team AP), Matt Hazeltine LB (Honorable Mention UPI), Dave Baker S (Honorable Mention UPI), Ed Dove S (Honorable Mention UPI)
- 1960** — Abe Woodson CB (First Team AP, NYN), R.C. Owens E (Second Team AP), Bob St. Clair T (First Team NEA), Bruce Bosley G (Second Team UPI, NEA, NYN), Charlie Krueger DE (Second Team AP), Leo Nomellini DT (Second Team AP, NYN), Matt Hazeltine LB (Honorable Mention UPI), Dave Baker S (Second Team AP, UPI, NEA, NYN, DN)
- 1961** — Abe Woodson CB (First Team NYN), Bob St. Clair T (Second Team NEA), Bruce Bosley G (Second Team NEA), Leo Nomellini DT (Second Team NEA), Ed Dove S (Second Team UPI), Hugh McElhenny RB (Honorable Mention NEA), J.D. Smith RB (Honorable Mention NEA), Dave Baker S (Honorable Mention NEA)
- 1962** — Abe Woodson CB (First Team NEA, FN), Bob St. Clair T (Second Team AP), Leo Nomellini DT (Second Team UPI), Matt Hazeltine LB (Second Team AP, UPI, NEA), J.D. Smith RB (Honorable Mention UPI)
- 1963** — Abe Woodson CB (First Team NEA), Bob St. Clair T (Second Team NEA), Matt Hazeltine LB (Honorable Mention AP, NEA)
- 1964** — Matt Hazeltine LB (First Team CBS), Jimmy Johnson CB (Second Team NEA)
- 1965** — Dave Parks SE (First Team AP, NEA, UPI, NYN, FN, DN), John Brodie QB (First Team FN, NEA), Bernie Casey E (Honorable Mention UPI), Len Rohde T (Honorable Mention UPI), John Thomas T (Honorable Mention UPI), Ken Willard RB (Second Team AP, UPI, NEA), Clark Miller DE (Honorable Mention UPI), Charlie Krueger DT (Second Team AP), Matt Hazeltine LB (Honorable Mention UPI), Jimmy Johnson CB (Second Team AP, NEA)
- 1966** — Dave Parks SE (First Team NEA, DN), John Thomas G (First Team AP, NEA), Bernie Casey E (Honorable Mention UPI), Howard Mudd G (Honorable Mention UPI), Bruce Bosley C (Second Team NYN, NEA), Ken Willard RB (Honorable Mention UPI), Charlie Krueger DT (Honorable Mention UPI), Dave Wilcox LB (Second Team UPI, NEA), Jimmy Johnson CB (Second Team AP, UPI)
- 1967** — Howard Mudd G (First Team NEA), Dave Wilcox LB (First Team NEA)
- 1968** — Clifton McNeil WR (First Team AP, PWA, NEA, UPI, NYN, FN, DN), Howard Mudd G (First Team AP, NEA, UPI, PF, NYN, FN, DN), Cas Banaszek T (Second Team FN), Ken Willard RB (Second Team UPI), Kermit Alexander CB (Second Team UPI, NYN, FN), Jimmy Johnson CB (Second Team NEA)
- 1969** — Jimmy Johnson CB (First Team NEA), Len Rohde T (Second Team NEA), Dave Wilcox LB (Second Team UPI, NEA, SI)
- 1970** — *3 John Brodie QB (First Team AP, NEA, PFWA, FN, PFW), Jimmy Johnson CB (First Team AP, NEA, PFWA, SI, PFW), Gene Washington WR (First Team AP, NEA, PFWA, FN, SI, PFW, DN), Dave Wilcox OLB (First Team NEA, Second Team UPI)
- 1971** — Forrest Blue C (First Team AP, PFWA, FN, SI), Cedrick Hardman DE (First Team SI), Jimmy Johnson CB (First Team AP, NEA, PFWA, FN, SI, DN), Ted Kwalick TE (Second Team PFWA, NEA, FN), Gene Washington WR (Second Team PFWA, NEA, FN), Dave Wilcox OLB (First Team AP, NEA, PFWA), Bruce Taylor CB (Second Team FN)
- 1972** — Forrest Blue C (First Team AP, PFWA, FN, SI, DN), Jimmy Johnson CB (First Team AP, NEA, PFWA, SI), Ted Kwalick TE (First Team AP, NEA, FN, DZ), Gene Washington (First Team AP, PFWA, DN), Dave Wilcox OLB (First Team AP, NEA, PFWA, SI), Cedrick Hardman DE (Second Team FN)
- 1973** — Forrest Blue C (First Team AP, PFWA), Dave Wilcox OLB (First Team NEA, PFWA, FN), Ted Kwalick TE (First Team NYN)
- 1974** — Forrest Blue C (Second Team FN)
- 1975** — Cedrick Hardman DE (Second Team NEA)
- 1976** — Tommy Hart DE (First Team NEA, PFWA, FN), Cleveland Elam DT (Second Team NEA)
- 1977** — Cleveland Elam DT (First Team AP, NEA, PFWA, SI, NYN, CPW)
- 1978** — None
- 1979** — None
- 1980** — Randy Cross G (Second Team NEA)
- 1981** — Randy Cross G (First Team NEA, PFWA, FD), *4 Fred Dean DE (First Team AP, PFWA, SN, FD), Dwight Hicks S (First Team FD), Ronnie Lott CB (First Team AP, NEA, PFWA, SN, FD, SI), *5 Joe Montana QB (Second Team AP, NEA, FD), Jack Reynolds LB (Second Team FD), Ray Wersching K (Honorable Mention SI)
- 1982** — *6 Dwight Clark WR (First Team AP, NEA, PFWA, FW, FD, SI), Keena Turner LB (Second Team NEA), Ronnie Lott CB (First Team FD)
- 1983** — Keith Fahnhorst T (First Team NEA, CPNW, SI, USA), Ronnie Lott CB (First Team PFWA, FD), Joe Montana QB (Second Team NEA, CPNW), Fred Dean (First Team FI), Dwight Hicks FS (Second Team CPNW)
- 1984** — Randy Cross G (Second Team AP, NEA, FD), Keith Fahnhorst T (First Team AP, NEA, PFWA, CPNW, SI, USA), *7 Joe Montana, QB (Second Team AP, NEA, CPNW, FD), Eric Wright, CB (Second Team AP), Fred Quinlan C (Second Team CPNW), Ronnie Lott CB (Second Team FD), Keena Turner LB (Second Team CPNW), Dwight Hicks FS (Second Team CPNW)
- 1985** — Michael Carter NT (Second Team AP, CPNW), Roger Craig FB (First Team CPNW), Randy Cross G (First Team NEA), Keith Fahnhorst T (Second Team NEA), Keena Turner LB (Second Team NEA), Eric Wright CB (First Team AP, NEA, SN, CPNW, FD, SI), Joe Montana QB (Second Team CPNW), Carlton Williamson SS (Second Team CPNW)
- 1986** — Michael Carter NT (First Team NEA, USA), Randy Cross G (Second Team AP, NEA), Ronnie Lott S (First Team AP, NEA, PFWA, CPNW, FD, FI, USA), *8 Jerry Rice WR (First Team AP, NEA, PFWA, SN, CPNW, FD, SI, FI, USA)
- 1987** — Michael Carter NT (First Team AP, NEA, PFWA, SN, CPNW, FD, FI), Ronnie Lott S (First Team AP, PFWA, SN, CPNW, FD, USA), Joe Montana QB (First Team AP, PFWA, FD, SI, FI, USA), *9 Jerry Rice WR (First Team AP, NEA, PFWA, SN, CPNW, FD, SI, FI, USA), Don Griffin CB (First Team CPNW), Jeff Fuller SS (Second Team CPNW)

ALL-PRO 49ERS (CONT.)

- 1988** — Michael Carter NT (First Team NEA, CPNW), *10 Roger Craig RB (First Team AP, PFWA, NEA, SN, CPNW, FD, SI, FI, USA), Ronnie Lott S (First Team NEA), *11 Jerry Rice WR (First Team AP, PFWA, SN, FD, USA), *12 John Taylor WR (First Team PFWA, SN, CPNW, FI), Harris Barton T (Honorable Mention AP), Randy Cross C (Honorable Mention AP), Joe Montana QB (Honorable Mention AP), Charles Haley OLB (First Team FI), Tim McKyer CB (First Team CPNW, USA)
- 1989** — Mike Cofer K (First Team AP, NEA, CPNW, FD), Ronnie Lott S (First Team AP, PFWA, SI, USA), *13 Joe Montana QB (First Team AP, PFWA, NEA, SN, CPNW, SI, FD, FI, USA), Jerry Rice WR (First Team AP, PFWA, NEA, SN, CPNW, SI, FD, FI, USA), John Taylor (Second Team AP – Kick Returner), Guy McIntyre G (First Team CPNW, FD), Michael Walter ILB (Second Team NEA)
- 1990** — *14 Charles Haley LB–DE (First Team AP, NEA, PFWA, SI, FD, FI, NA, USA), Ronnie Lott S (First Team AP, NEA, PFWA, SI, FD, USA), *15 Joe Montana QB (First Team AP, NEA), *16 Jerry Rice WR (First Team AP, NEA, PFWA, CPNW, SI, SN, FD, FI, NA, USA), Brent Jones TE (Honorable Mention AP), Steve Wallace T (Honorable Mention AP), Guy McIntyre G (Second Team CPNW), Harris Barton T (Second Team NA), Jesse Sapolu C (Honorable Mention AP), Kevin Fagan DE (First Team NA), Pierce Holt DE (Second Team NA), Michael Carter NT (Honorable Mention AP), Matt Millen LB (Honorable Mention AP)
- 1991** — Jerry Rice WR (First Team SN), Harris Barton T (First Team SI), Steve Wallace T (Second Team CPNW), Guy McIntyre G (Honorable Mention AP), Michael Carter NT (Honorable Mention AP), John Taylor KR (Honorable Mention AP)
- 1992** — Harris Barton T (First Team AP, PFWA, SI, FD, USA), Pierce Holt DE (Second Team NEA, AP), Brent Jones TE (First Team NEA, CPNW), Guy McIntyre G (First Team CPNW, FI, USA), Jerry Rice WR (First Team AP, NEA, PFWA, CP, SI, SN, FD, FI, USA), Steve Wallace T (First Team PFWA, CPNW), *17 Steve Young (First Team AP, NEA, PFWA, CPNW, SI, SN, FD, FI), Ricky Watters RB (Honorable Mention AP), Michael Carter DT (Honorable Mention AP), Jesse Sapolu C (Honorable Mention AP), Roy Foster G (First Team USA), George Seifert Coach (Second Team CPNW)
- 1993** — Harris Barton T (First Team AP, PFWA, SN, CPNW, USA), Brent Jones TE (First Team USA), Tim McDonald S (First Team CPNW, FD), *18 Jerry Rice WR (First Team AP, PFWA, SN, CPNW, SI, FD, FI, USA), Steve Young QB (First Team AP, PFWA, CPNW, FD, FI), Steve Wallace T (First Team FD), Guy McIntyre G (First Team FD, FI), Jesse Sapolu C (Honorable Mention AP), Dana Stubblefield DT (Honorable Mention AP), Merton Hanks FS (First Team SI)
- 1994** — Merton Hanks FS (First Team SN, CPNW, USA, SI, FD, USA), Brent Jones TE (Second Team AP), Jerry Rice WR (First Team AP, PFWA, SN, CPNW, SI, FD, FI, USA), Deion Sanders CB (First Team AP, PFWA, CPNW, SN, SI, FD, FI, USA), *19 Steve Young QB (First Team AP, PFWA, SN, CPNW, SI, FD, FI, USA), Dana Stubblefield DT (First Team FI, USA), Ken Norton Jr. MLB (Honorable Mention AP), Steve Wallace T (Honorable Mention AP), Jesse Sapolu G (Honorable Mention AP), Bart Oates C (Honorable Mention AP), Tim McDonald SS (Second Team FD)
- 1995** — Merton Hanks FS (First Team AP, PFWA, SN, CPNW, FD, FI, USA, SI), Ken Norton Jr. LB (First Team AP, PFWA, CPNW, FD, FI), Eric Davis CB (First Team AP, PFWA, CPNW), Jerry Rice WR (First Team AP, PFWA, SN, CPNW, FD, FI, USA, SI), Brent Jones TE (Honorable Mention AP), Harris Barton T (Honorable Mention AP), Jesse Sapolu G (Honorable Mention AP), Tim McDonald SS (Second Team AP, CPNW, FD), Kirk Scrafford G (Honorable Mention AP), Bart Oates C (Honorable Mention AP), Steve Young QB (Second Team AP), Dana Stubblefield DT (First Team CPNW, FI), Bryant Young DT (Honorable Mention AP), Gary Plummer LB (Honorable Mention AP), Lee Woodall LB (Second Team CPNW, FD)
- 1996** — Jerry Rice WR (First Team AP, CPNW, PFWA, SN, FD, FI, USA), Jesse Sapolu C (Second Team CPNW), Roy Barker DE (Honorable Mention AP), Bryant Young DT (First Team AP, PFWA, SN, CPNW, FD, SI, FI, USA), Dana Stubblefield DT (Second Team CPNW), Ken Norton Jr. MLB (First Team SI), Marquez Pope CB (Honorable Mention AP), Merton Hanks FS (First Team AP, USA, CPNW), Tim McDonald SS (Honorable Mention AP), Jeff Wilkins K (Honorable Mention AP)
- 1997** — *20 Dana Stubblefield DT (First Team AP, SI, PFWA, PFW, FI, CPNW, SN, SI, FD), Merton Hanks FS (First Team CPNW, FD), Chris Doleman DE (Second Team CPNW), Bryant Young DT (Second Team CPNW), Steve Young QB (Second Team CPNW, FD), Kevin Gogan G (First Team FI)
- 1998** — Kevin Gogan G (First Team CPFW), Merton Hanks FS (First Team USA), Garrison Hearst RB (Second Team CPFW, FN), Terrell Owens WR (Second Team FN), Bryant Young DT (First Team SN), Steve Young QB (First Team SN)
- 1999** — Bryant Young DT (Second Team AP, CPFN, FD)
- 2000** — Terrell Owens WR (First Team AP), Ray Brown G (Second Team CPNW)
- 2001** — Terrell Owens WR (First Team AP, PFW, FD, CPNW, SN), Ray Brown G (Second Team AP, FD, CPNW), Scott Gragg T (Second Team FD), Bryant Young DT (First Team CPNW, Second Team AP, FD)
- 2002** — Fred Beasley FB (First Team SI, FD, Second Team AP), Derrick Deese T (First Team SI, Second Team FD), Jeremy Newberry C (First Team PFW), Terrell Owens WR (First Team AP, SI, PFW, FD, SN), Tony Parrish S (First Team SI, FD), Julian Peterson LB (First Team CPNW, Second Team AP, FD), Ron Stone G (First Team PFW, FD)
- 2003** — Fred Beasley FB (First Team FD, Second Team AP), Tony Parrish S (First Team PFW, Second Team AP), Julian Peterson LB (First Team AP, SI, PFW, FD, SN), Ron Stone G (Second Team FD)
- 2004** — None
- 2005** — None
- 2006** — *Frank Gore RB (Second Team AP, First Team USA, All–NFC PFWA), Walt Harris CB (All–NFC PFWA)
- 2007** — *Patrick Willis LB (First Team AP, SN, SI, PFWA, All–Rookie PFWA), Andy Lee P (First Team AP, PFWA), Michael Robinson RB (First Team SI – special teams)
- 2008** — Patrick Willis LB (Second Team AP)
- 2009** — *Patrick Willis LB (First Team AP, SN, SI, PFWA, PFW), Andy Lee P (Second Team AP)
- 2010** — Patrick Willis LB (First Team AP)
- 2011** — David Akers K (First Team AP, SI, DMN), NaVorro Bowman LB (First Team AP), Andy Lee P (First Team AP, SI, DMN, SN, PFW/PFWA), Carlos Rogers CB (Second Team AP), Justin Smith DT (First Team AP @ DT, Second Team AP @ DE, SI, DMN, PFW/PFWA), Joe Staley T (Second Team AP), Patrick Willis LB (First Team AP, SN, PFW/PFWA)
- 2012** — NaVorro Bowman LB (First Team AP), Ahmad Brooks LB (Second Team AP, SI), Anthony Davis T (SI), Dashon Goldson S (First Team AP, SI), Mike Iupati G (First Team AP, SI, PFW/PFWA), Andy Lee P (First Team AP, PFW/PFWA), Aldon Smith LB (First Team AP, PFW/PFWA), Justin Smith DT (Second Team AP @ DT and DE), Joe Staley T (Second Team AP), Patrick Willis LB (First Team AP, PFW/PFWA)
- *1 (1952) McElhenny was named UPI “Rookie of the Year” and Sport Magazine’s “Player of the Year.”
- *2 (1957) Tittle was named UPI’s “Player of the Year.”
- *3 (1970) Brodie was consensus NFL “Player of the Year” and consensus NFL “Offensive Player of the Year.”
- *4 (1981) Dean was named NFLPA’s NFL “Defensive Lineman of the Year.”
- *5 (1981) Montana was named MVP of Super Bowl XVI.
- *6 (1982) Clark was named Sports Illustrated’s NFL “Player of the Year.”
- *7 (1984) Montana was named MVP of Super Bowl XIX.
- *8 (1986) Rice was named Sports Illustrated’s NFL “Player of the Year.” He was also named NFL “Offensive Player of the Year.”
- *9 (1987) Rice was consensus NFL “Player of the Year” and consensus NFL “Offensive Player of the Year.”
- *10 (1988) Craig was named UPI NFC “Offensive Player of the Year,” AP’s NFL “Offensive Player of the Year,” and Sports Illustrated’s NFL “Player of the Year.”
- *11 (1988) Rice was named MVP of Super Bowl XXIII.
- *12 (1988) Taylor was named NFLPA’s NFC “Special Teams Player of the Year.”
- *13 (1989) Montana was named MVP of Super Bowl XXIV, consensus NFL “Player of the Year,” and consensus NFL “Offensive Player of the Year.”
- *14 (1990) Haley was named UPI NFC “Defensive Player of the Year.”
- *15 (1990) Montana was named AP’s NFL MVP, and Male Athlete of the Year. He was also named “Sportsman of the Year” by Sports Illustrated.
- *16 (1990) Rice was named Sports Illustrated’s NFL “Player of the Year.”
- *17 (1992) Young was named NFL “Player of the Year” and consensus NFL “Offensive Player of the Year.”
- *18 (1993) Rice was AP’s “Offensive Player of the Year” and NEA’s “Offensive Player of the Year.”
- *19 (1994) Young was consensus NFL “Player of the Year.”
- *20 (1997) Stubblefield was NFL “Defensive Player of the Year.”
- *21 (2006) Gore was named PFWA’s “Most Improved Player.”
- *22 (2007) Willis was named AP’s and PFWA’s “Defensive Rookie of the Year.”
- *23 (2009) Willis was named “Linebacker of the Year” by the NFL Alumni.

AAFC – All–America Football Conference, AP – Associated Press, CBS – CBS–TV, CO – Coaches All Pro Team, CPNW – College and Pro Football Newsweekly, CPFN – College and Pro Football Weekly, DMN – Dallas Morning News, DN – Detroit News, DP – Detroit Press, FD – Football Digest, FI – NFL Films, FN – Football News, FW – Pro News Football Weekly, HE – Hearst All–Pro, HF – Pro Football Hall of Fame, IN – International News Service, NA – The National, NEA – Newspaper Enterprise Association, NYN – New York News, PFD – Pro Football Digest, PFI – Pro Football Illustrated, PFW – Pro Football Weekly, PFWA – Pro Football Writers, SI – Sports Illustrated, SN – Sporting News, SP – Sport Magazine, UPI – United Press International, USA – USA Today

49ERS TRADE HISTORY

1950

HB Emil Sitko from LA Rams for HB Glenn Davis.

E Gordy Soltau from Cle. for 1951 No. 4 draft choice.

DB Howie Livingston from Was. for undisclosed considerations.

1952

HB J.R. Boone from Chi. for 1953 No. 6 draft choice.

1953

E Bob Van Doren from Cle. for 1954 No. 8 draft choice.

HB Fred Bruney from Cle. for 1954 No. 10 draft choice.

1954

HB John Henry Johnson from Pit. for HB Ed Pullerton.

HB John Williams from Was. for T Ray Collins.

QB Arnie Galiffa from NYG for DE Bob Van Doren.

1955

C Ed Beatty from LA Rams for HB Jim Cason, G Nick Feher, and 1956 No. 5 draft choice.

E Ted Vaught from Phi. for undisclosed future draft choice.

1956

T Bob Cross from LA Rams for 1957 No. 3 draft choice.

1957

HB Bill Stits from Det. for HB John Henry Johnson and a 1958 No. 7 draft choice.

LB Marv Matuszak from Pit. for QB Earl Morrall and G Mike Sandusky.

HB Val Joe Walker from Det. for 1958 No. 15 draft choice.

1960

LB Jerry Wilson from Phi. for G John Wittenborn.

1961 No. 1a draft choice (HB Jimmy Johnson) from Pit. for DB Dick Moegle.

1961 No. 1b draft choice (QB Billy Kilmer) from Bal. for TE Dee Mackey.

1961

G/LB Lou Cordileone from New York Giants for QB Y.A. Tittle.

1962

DB Elbert Kimbrough from LA Rams for DE Lou Cordileone.

C John Mellekus from Chi. for 1963 No. 4 draft choice.

HB Bobby Gaiters from NYG for E Aaron Thomas.

1963

1965 No. 1 draft choice (DB George Donnelly) from Cle. for Cleveland signing free agent G Ted Connolly.

LB Mike Dowdle from Dal. for HB Jim Ridlon.

T Roy Williams from Min. for 1965 No. 8 draft choice.

1964

C Frank Morze from Cle. for 1965 No. 6 draft choice.

1965

HB John David Crow from StL for HB Abe Woodson.

DE Dan LaRose from Bal. for 1966 No. 7 draft choice.

1967

1967 No. 1 draft choice (QB Steve Spurrier) from Atl. for FL Bernie Casey, G Jim Wilson, and T Jim Norton.

1968

LB Harold Hays from Dal. for 1969 No. 3 draft choice.

DE Kevin Hardy from NO Saints as compensation for Saints' signing E Dave Parks.

1968 No. 1 draft choice (TE Ted Kwalick) – see Dave Parks above.
WR Clifton McNeil from Cle. for 1969 No. 2 draft choice.

1969

G Randy Beisler from Phi. for QB George Mira.

DB Roosevelt Taylor from Chi. for G Howard Mudd.

KR Noland Smith from KC Chiefs for 1970 No. 3 draft choice.

1970

PK Bruce Gossett from LA Rams for HB Kermit Alexander and 1970 No. 2 draft choice.

1972

DE Rolf Krueger from StL for 1973 No. 2 draft choice and 1974 No. 3 draft choice.

1973

RB Randy Jackson from Buf. for DT Earl Edwards.

WR Danny Abramowicz from NO for 1974 No. 4 & 5 draft choices.

1974

TE Tom Mitchell from Bal. for returned Colts' 1975 No. 3 draft choice and 1976 No. 4 draft choice.

T Bob Penchion from Buf. for 1975 No. 7 draft choice.

WR Robert West from KC for 1975 No. 6 draft choice.

QB Norm Snead from NYG for 1975 No. 3 draft choice and 1976 No. 4 draft choice.

1976 No. 1 draft choice (choice traded to Patriots for QB Jim Plunkett) from Hou. for RB Vic Washington.

1975

WR Bob Hayes from Dal. for 1976 No. 3 draft choice.

LB Dave Washington from Buf. for 1977 No. 5 draft choice.

CB Nate Allen from KC for G Randy Beiser and Saints 1976 No. 3 choice.

1976

WR Willie McGee and LB Bruce Elia from TB for QB Steve Spurrier.

QB Jim Plunkett from NE for QB Tom Owens, 1976 & '77 No. 1 choices, 1976 Houston's No. 1 choice, and 1977 No. 1 choice.

G Steve Lawson from Min. for DB Windlan Hall.

QB Marty Domres from Bal. for 1978 No. 5 draft choice.

TE Jim Obradovich from NYG for 1977 No. 8 draft choice.

WR Jim Lash from Min. for RB Sammy Johnson.

1977

LB Ed Bradley from Sea. for DT Bill Sandifer.

DT Ed Galigher from NYJ for 1977 No. 3 draft choice.

TE Paul Seal from NO for G John Watson.

1978

RB O.J. Simpson from Buf. for 1979 No. 1 draft choice, 1978 & '79 No. 2 draft choices, 1978 No. 3 draft choice, and 1979 No. 4 draft choice.

WR Larry Jones from Was. for TE Tom Mitchell and 1978 No. 8 draft choice.

WR Freddie Solomon and S Vern Rober–son from Mia. for RB Delvin Williams.

FB Greg Boykin from NO for DB Ralph McGill.

LB Joe Harris from Was. for 1978 Vikings No. 6 draft choice.

G Steve Knutson from GB for 1979 No. 8 draft choice.

S Chuck Crist from NO for LB Skip Vanderbundt.

S Bob Jury and 1979 Cowboys No. 3 draft choice (QB Joe Montana) from Sea. for 1979 No. 3 draft choice.

1979

CB Melvin Morgan from Cin. for 1980 No. 7 draft choice.

RB Mike Hogan from Phi. for 1981 No. 7 draft choice.

S Tim Gray from KC for 1980 No. 9 draft choice.

S Tony Dungy from Pit. for 1980 No. 10 draft choice.

CB Charles Cornelius from Mia. for 1980 No. 11 draft choice.

RB Lenvil Elliott from Cin. for the first right to waived players.

1980

DB Scott Perry from Cin. for 1981 No. 9 draft choice.

DB Ray Rhodes and WR Jimmy Robinson from NYG for S Tony Dungy and FB Mike Hogan.

TE Charle Young from LA Rams for 1980 No. 3 draft choice and 1983 unconditional No. 4 draft choice.

LB Thomas Henderson from Dal. for 1981 No. 4 draft choice.

DT Jim Krahl from Bal. for 1981 No. 10 draft choice.

49ERS TRADE HISTORY

(CONT.)

1981

QB Guy Benjamin from NO for 1982 No. 6 draft choice.

G/T Dan Audick from SD for 1982 No. 3 draft choice.

FB Johnny Davis from TB for RB/WR James Owens.

RB Amos Lawrence from SD for 1984 No. 4 draft choice.

DE Fred Dean from SD 1983 No. 2 draft choice and option to exchange 1983 No. 1 draft choices.

1982

TE Russ Francis from NE for 1982 No. 1 & No. 4 draft choices.

LB Bob Horn from SD for 1983 No. 8 draft choice.

T Lindsey Mason from LA Raiders for 1983 Raiders No. 5 draft choice acquired for DE Cedrick Hardman in 1980.

1983

RB Wendell Tyler from LA Rams for 1983 No. 2 draft choice and 1983 Broncos No. 4 draft choice.

QB Matt Cavanaugh from NE for 1984 No. 7 draft choice.

P Tom Orosz from Mia. for 1984 Bears No. 12 draft choice.

1984

DT Louie Kelcher from SD for 1984 No. 8 and No. 12 draft choices and 1985 conditional No. 9 draft choice.

DT Manu Tuiaosopo from Sea. for 1984 Buccaneers No. 4 draft choice and 1985 No. 10 49ers' draft choice.
CB Mario Clark from Buf. for 1985 No. 4 draft choice.

DT Gary Johnson from SD for 1986 No. 5 and No. 11 draft choices.

1985

1985 No. 1 draft choice (WR Jerry Rice) from NE for 1985 No. 1, 2, and 3 draft choices.
LB Fulton Kuykendall from Atl. for DE/DT Lawrence Pillers.

C Jim Leonard from TB for 1986 No. 12 draft choice.

CB Tory Nixon from Was. for 1986 No. 6 draft choice.

1986

QB Jeff Kemp from LA Rams for 1986 Lions No. 3 draft choice.

RB Joe Cribbs from Buf. for 1987 No. 3 and 1988 No. 5 draft choices.

1986 No. 2 draft choice (DE Larry Roberts) from Det. for 1986 Bills No. 2 draft choice.

1986 No. 3a draft choice (FB Tom Rathman) from Buf. for 1986 Cowboys No. 1 draft choice and 1986 49ers No. 10 draft choice.

1986 No. 3b draft choice (CB Tim McKay) from Phi. for QB Matt Cavanaugh.

1986 No. 4a draft choice (LB Charles Haley) from Cle. for 1986 Lions No. 3a draft choice.

1986 No. 4b draft choice (T Steve Wallace) from Was. for 1986 Lions No. 3b draft choice.

1986 No. 6 draft choice (FS Don Griffin) from NYJ for T Billy Shields.

1987

LB Keith Browner from TB for 1988 No. 6 draft choice.

QB Steve Young from TB for 1987 No. 2 and 4 draft choices.

1988

WR Wes Chandler from NO for C Fred Quillan.

1991

LB Tim Harris from GB for 1992 No. 2 draft choice and 1993 No. 2 draft choice.

1992

1993 No. 2 draft choice and 1994 No. 3 draft choice from Dal. for DE Charles Haley.

1993

1993 No. 1 draft choice from KC for QB Joe Montana and S David Whitmore.

1993 No. 1 draft choice (DE Dana Stubblefield) from NO for 1993 Chiefs No. 1 draft choice.

1994 No. 1 draft choice (choice trade to Rams for 1994 Falcons No. 1 draft choice) from SD for 1993 Raiders' No. 2 draft choice.

1994

1994 No. 1a draft choice (DT Bryant Young) from Atl. via Ind. and LA Rams for 1994 Chargers No. 1 draft choice, 1994 49ers No. 2 draft choice and 1994 Eagles No. 3 draft choice.

1994 No. 1b draft choice (FB William Floyd) from Dal. for 1994 No. 1 and 7 draft choices.

1995

1995 No. 1 draft choice (WR J.J. Stokes) from Atl. via Cle. for 1995 No. 1 and No. 3 draft choices, 1995 Chiefs No. 4 draft choice and 1996 No. 1 draft choice.

CB Marquez Pope from StL for 1995 No. 2 draft choice.

1996

RB Terry Kirby from Mia. for 1997 No. 4 draft choice.

1998

LB Anthony Peterson from Chi. for 1998 No. 7 draft choice.

T Jamie Brown from Den. for 1999 No. 2 draft choice.

1998 No. 7 draft choice (WR Ryan Thelwell) from Pit. via Atl. for 1999 No. 6 draft choice.

1999

DE Roy Barker and TE Irv Smith to Cle. for past considerations.

QB Ty Detmer and 1999 No. 4 draft pick to Cle. for 1999 No. 4 and No. 5 draft picks.

G Kevin Gogan to Mia. for 1999 No. 5 draft pick.

QB Jim Druckenmiller to Mia. for 2000 No. 7 and 2001 No. 7.

CB Craig Newsome from GB for 2000 No. 5 draft choice.

1999 No. 1 draft choice (DT Reggie McGrew) from Mia. for 1999 No. 1 and No. 5 draft choices.

1999 No. 4a draft choice (CB Anthony Parker) from Cle. for FB Marc Edwards.

1999 No. 4b draft choice (CB Pierson Prioleau) and No. 6 draft choice (WR Tai Streets) from Ind. for 1999 No. 4 draft choice.

2000

2000 No. 1 draft choice (3) to Was. for two 2000 No. 1 draft choices (12) and (24) (Ahmed Plummer) and No. 4 draft choice.

2000 No. 1 draft choice (12) to NYJ for 2000 No. 1 (16) (Julian Peterson) and No. 2 (48) (Jason Webster) draft choices.

2000 No. 3 draft choice (Jeff Ulbrich) from Sea. for 2000 No. 4 and No. 7 draft choices.

2000 No. 4 draft choice (98) to GB for 2000 No. 4 (108) (John Keith) and No. 5 (132) draft choices.

2000 No. 5 draft choice (John Miley) from Chi. for 2000 No. 6 and No. 7 draft choices.

2000 No. 7 draft choice (Tim Rattay) from NE for 2001 No. 6 draft choice.

CB R.W. McQuarters to Chi. for 2001 conditional draft pick.

2001

2001 No. 1 (9), No. 3 (82) and No. 7 (222) draft choices to Sea. for No. 1 (7) (Andre Carter) and No. 6 (191) (Menson Holloway).

2001 No. 2 (41), No. 3 (71) and No. 4 (105) draft choices to GB for 2001 No. 2 (47) (Jamie Winborn), No. 3 (80 & 82) (Kevan Barlow), No. 6 (179) (Rashad Holman) and No. 7 (222) draft choices.

2002

2002 No. 2 (61) draft choice to Buf. for 2002 No. 3 (69) (Saleem Rasheed) and No. 4 (102) draft choices (Jeff Chandler).

QB Cade McNown from Mia. for 2003 No. 7 conditional draft choice.

49ERS TRADE HISTORY

(CONT.)

2004

WR Terrell Owens to Bal. for 2004 No. 2 (51) draft choice.

2004 No. 2 (51) draft choice to Bal. for DT Brandon Whiting (via Philadelphia).

2004 No. 1 (16) draft choice to Phi. for 2004 No. 1 (28) and No. 2 (58) draft choices (Shawntae Spencer).

2004 No. 1 (28) draft choice to Car. for 2004 No. 1 (31) (Rashaun Woods) and No. 4 (127) draft choices (Richard Seigler).

2004 No. 4 (112) and No. 5 (147) draft choices to Chi. for 2004 No. 4 (104) draft choice (Isaac Sopoaga).

2004 No. 6 (179) draft choice to GB for 2004 No. 6 (188) (Andy Lee) and No. 7 (226) draft choices (Christian Ferrara).

2005

2005 No. 4 (102) and No. 6 draft choices (175) to Phi. for 2005 No. 3 draft choice (94) (Adam Snyder).

LB John Engelberger to Den. for CB Willie Middlebrooks

LB Jamie Winborn to Jac. for 2006 No. 7 (236) draft choice.

QB Tim Rattay to TB for 2006 No. 6 (192) draft choice.

2006

WR Brandon Lloyd to Was. for 2006 No. 3 (84) draft choice.

WR Rashaun Woods to SD for CB Sammy Davis.
2006 No. 2 (37) and No. 3 (68) draft choices to Den. in exchange for No. 1 (22) (Manny Lawson) draft choice from Den.

2006 No. 7 (213 & 236) to Jac. for No. 6 (197) draft choice (Melvin Oliver).

QB Ken Dorsey and a 2007 No. 7 (213) draft choice to Cle. for QB Trent Dilfer.

QB Cody Pickett to Hou. for a 2007 conditional draft choice.

CB Mike Rumph to Was. for WR Taylor Jacobs.

RB Kevan Barlow to NYJ for 2007 No. 4 (124) draft choice.

2007

2007 No. 4 (110) and 2008 No. 1 draft choices to NE in exchange for No. 1 (28) draft choice (Joe Staley).

2007 No. 4 (124) draft choice to Sea. in exchange for WR Darrell Jackson.

2007 No. 2 (42) and No. 4 (126) draft choices to Ind. in exchange for 2008 No. 1 draft choice.

2009

2009 No. 2 (43) and 2009 No. 4 (111) draft choices to Car. in exchange for 2010 No. 1 draft choice.

2010

QB Shaun Hill to Det. in exchange for 2011 No. 7 draft choice.

2010 No. 5 (145) draft choice to Mia. in exchange for WR Ted Ginn Jr.

2010 No. 1 (13) and 2010 No. 4 (113) draft choices to Den. in exchange for 2010 No. 1 (11) draft choice (Anthony Davis).

2010 No. 3 (79) draft choice to SD in exchange for 2010 No. 3 (91st) (Navorro Bowman), 2010 No. 6 (173) (Anthony Dixon) and 2011 No. 4 draft choice.

WR Isaac Bruce to StL

DT Kentwan Balmer to Sea. in exchange for 2011 No. 6 draft choice

2011

2011 No. 2 (45), No. 4 (108) and No. 5 (141) draft choices to Den. in exchange for 2011 No. 2 (36) draft choice (Colin Kaepernick)

2011 No. 3 (76) to Jax. in exchange for 2011 No. 3 (80) (Chris Culliver) and 2011 No. 6 (182) (Ronald Johnson).

2011 No. 6 (174) and 2011 No. 7 (231) to GB in exchange for 2011 No. 5 (163) draft choice (Daniel Kilgore).

S Taylor Mays to Cin. in exchange for an undisclosed draft choice.

2012

2012 No. 3 (92) to Ind. in exchange for 2012 No. 4 (97) draft choice and 2013 No. 5 draft choice.

2012 No. 4 (97) to Mia. in exchange for 2012 No. 4 (103) draft choice and 2012 No. 6 (196, from NO) draft choice and Dolphins 2013 No. 6 draft choice.

2012 No. 4 (103) to Car. in exchange for 2012 No. 6 (180) draft choice (Trenton Robinson) and Panther 2013 No. 3 draft choice.

2012 No. 4 (125) draft choice and 2012 No. 6 (196, from NO via Mia.) in exchange for 2012 No. 4 (117) draft choice (Joe Looney).

S Colin Jones to Car. in exchange for an undisclosed draft choice.

2013

QB Alex Smith to KC in exchange for 2013 No. 2 (34) draft choice and a conditional draft choice in 2014.

2013 No. 6 (199) draft choice to Bal. in exchange for WR Anquan Boldin.

2013 No. 5 (164) draft choice and

2013 No. 7 (227, from Cin.) to Cle. in exchange for QB Colt McCoy and 2013 No. 6 (173) draft choice.

2013 No. 1 (31) and No. 3 (74) draft choices to Dal. in exchange for 2013 No. 1 (18) (Eric Reid).

2013 No. 2 (34) draft choice to Ten. in exchange for 2013 No. 2 (40) (Cornelius "Tank" Carradine), 2013 No. 7 (216) draft choices and 2014 No. 3 draft choice.

2013 No. 2 (61) and No. 6 (173) draft choices to GB in exchange for 2013 No. 2 (55) (Vance McDonald).

2013 No. 3 (93) and No. 6 (216) draft choices to GB in exchange for 2013 No. 3 (88) (Corey Lemonier).

WR A.J. Jenkins to KC in exchange for WR Jon Baldwin.

LB Parys Haralson to NO in exchange for an undisclosed draft choice.

LB Cam Johnson to Ind. in exchange for an undisclosed draft choice.

ALL-TIME ALPHABETICAL ROSTER

A					
Last	First	Position	College	Years	Jersey #
Abramowicz	Danny	WR	Xavier	1973–74	46
Adams	Anthony	DT	Penn State	2003–06	91
Adams	Mike	S	Delaware	2004–06	20
Adams	Phillip	CB	South Carolina St.	2010	35
Ahanotu	Chidi	DE	California	2003	72
Akers	David	K	Louisville	2011–12	2
Albert	Frank	QB	Stanford	1946–52	13, 63
Aldridge	Ben	HB	Oklahoma State	1952	38
Aldridge	Jerry	RB	Angelo State	1980	47
Alexander	Kermit	HB/DB	UCLA	1963–69	39
Allen	Nate	CB	Texas Southern	1975	27
Allen	Larry	G	Sonoma State	2006–07	71
Amey	Otis	WR	Sacramento State	2005	18
Anderson	Gary	K	Syracuse	1997	1
Anderson	Marques	S	UCLA	2005	25
Anderson	Terry	WR	Bethune–Cookman	1980	20
Anderson	Tim	S	Ohio State	1975	26
Andrus	Shane	K	Murray State	2009, '10	9
Anelli	Mark	TE	Wisconsin	2002–03	85
Anthony	Cornelius	LB	Texas A&M	2002–03	57
Arenas	Joe	HB	Omaha	1951–57	22, 82
Armour	Justin	WR	Stanford	1997 (P)	82
Asmus	Jim	P	Hawaii	1987	9
Atkins	Baraka	DT	Miami	2009	76
Atkins	Bill	HB	Auburn	1958–59	29
Atkins	Dave	RB	Texas–El Paso	1973	28
Atkins	James	DT	Virginia Union	2004	75
Audick	Dan	T/G	Hawaii	1981–82	61
Ayers	John	G	West Texas State	1976–86	68

B					
Last	First	Position	College	Years	Jersey #
Baas	David	G	Michigan	2005–10	64
Babb	Gene	FB	Austin	1957–58	32
Babcock	Harry	E	Georgia	1953–55	88
Bahnsen	Ken	FB	North Texas State	1953	27
Bahr	Matt	K	Penn State	1981	10
Bajema	Billy	TE	Oklahoma State	2005–08	47
Baker	Dave	HB	Oklahoma	1959–61	25
Baker	Jason	P	Iowa	2001–02	7
Baker	Wayne	DT	Brigham Young	1975	78
Bakhtiari	Eric	LB	San Diego	2012	96
Balatti	Ed	E	Oakland High (Calif.)	1946–48	57
Baldassin	Mike	LB	Washington	1977–78	41, 52
Baldwin	John	C	Centenary	1947	25
Baldwin	Randy	RB	Mississippi	1995	21
Balmer	Kentwan	DE	North Carolina	2008–09	96
Banaszek	Cas	T	Northwestern	1967–77	79
Banducci	Bruno	G	Stanford	1946–54	33, 63
Banta–Cain	Tully	LB	California	2007–08	95
Barber	Mike	WR	Marshall	1989	86
Barker	Roy	DE	North Carolina	1996–98	92
Barlow	Kevan	RB	Pittsburgh	2001–05	32
Barnes	Larry	FB	Colorado	1957	35
Barnes	Pat	QB	California	1999	10
Barnett	Oliver	DL	Kentucky	1995	72, 77
Barrett	Jean	T	Tulsa	1973–80	77
Bartolo	Steve	RB	Colorado State	1988	41
Barton	Harris	T	North Carolina	1987–98	79
Barton	Kirk	T	Ohio State	2008	77
Bassi	Dick	G	Santa Clara	1946–47	35, 36
Battle	Arnaz	WR	Notre Dame	2003–09	83
Beach	Sanjay	WR	Colorado State	1991, 93	83, 86
Beals	Alyn	E	Santa Clara	1946–51	53
Beard	Ed	LB	Tennessee	1965–72	50
Beasley	Fred	FB	Auburn	1998–05	40
Beasley	Terry	WR	Auburn	1972, 74–75	83, 88
Beatty	Ed	C	Mississippi	1955–56	54
Beeson	Terry	LB	Kansas	1982	63
Beisler	Randy	G/T	Indiana	1969–74	65

Last	First	Position	College	Years	Jersey #
Belk	Bill	DE	Maryland State	1968–74	72
Bell	Shonn	TE	Clinch Valley	1999	82
Belser	Ceaser	LB	Arkansas AM&N	1974	50
Bender	Jacob	T	Nicholls State	2008	77
Benefield	Daved	LB	Cal State Northridge	1996	99
Benjamin	Guy	QB	Stanford	1981–83	7
Bentz	Roman	T	Tulane	1948	46
Berry	Rex	HB	Brigham Young	1951–56	23, 83
Bettiga	Mike	WR	Humboldt State	1973	80
Beverly	Ed	WR	Arizona State	1973	81
Black	Stan	DB	Mississippi State	1977	26
Blackmore	Richard	CB	Mississippi State	1983	44
Blades	Al	S	Miami (Fla.)	2001	45
Blevins	Tony	S	Kansas	1998	22
Blount	Ed	QB	Washington State	1987	10
Blue	Forrest	C	Auburn	1968–74	75
Bly	Dre'	CB	North Carolina	2009	31
Board	Dwaine	DE	North Carolina A&T	1979–88	76
Boatswain	Harry	T	New Haven	1991–94	65
Bogan	Dontavia	WR	South Florida	2011	9
Bollinger	Brian	G	North Carolina	1992–94	71, 77
Bonham	Shane	DT	Tennessee	1998–99	78
Bono	Steve	QB	UCLA	1989–93	13
Boone	Alex	G/T	Ohio State	2010–*	75
Boone	J.R.	HB	Tulsa	1952	24
Bosley	Bruce	C/G	West Virginia	1956–68	77
Bouza	Matt	WR	California	1981	81
Bowles	Todd	S	Temple	1991	22
Bowman	NaVorro	LB	Penn State	2010–*	53
Boyd	Elmo	WR	Eastern Kentucky	1978	84
Boyd	Greg	DE	San Diego State	1984	98
Boyett	Lon	TE	Cal State Northridge	1978	82
Boykin	Greg	FB	Northwestern	1978	33
Bradley	Ed	LB	Wake Forest	1977–78	54
Bragonier	Dennis	S	Stanford	1974	27
Brandes	John	TE	Cameron	1993	85
Brandon	Michael	DE	Florida	1995–96	78
Bregel	Jeff	G	USC	1987–89	65
Brien	Doug	K	California	1994–95	4
Briggs	Diyral	LB	Bowling Green	2009, '10	50
Bristor	John	S	Waynesburg	1979	29
Britt	Charlie	HB	Georgia	1964	16
Brock	Clyde	T	Utah State	1963	75
Brock	Tramaine	CB	Belhaven	2010–*	26
Brockhaus	Jeff	K	Missouri	1987	5
Brodie	John	QB	Stanford	1957–73	12
Brohm	Jeff	QB	Louisville	1996–97	11
Bronson	Zack	S	McNeese State	1997–03	31
Brooks	Ahmad	LB	Virginia	2008–*	55
Brooks	Chet	DB	Texas A&M	1988–90	31
Brown	Dennis	DE	Washington	1990–96	96
Brown	Gary	T	Georgia Tech	1998	61
Brown	Hardy	LB	Tulsa	1951–55	33, 73
Brown	Jamie	T	Florida A&M	1998	72
Brown	Pete	C	Georgia Tech	1953–54	56
Brown	Ray	RB	South Carolina	1987	22
Brown	Ray	G	Arkansas State	1996–01	65
Brown	Tarell	CB	Texas	2007–*	25
Brown	Tony	DT	Memphis	2004–05	92
Browner	Keith	LB	USC	1987	59
Bruce	Arland	WR/KR	Minnesota	2003	19
Bruce	Gail	E	Washington	1948–51	54, 88
Bruce	Isaac	WR	Memphis	2008–09	88
Bruer	Bob	TE	Mankato State	1979–80	82
Brumfield	Jackson	E	Southern Mississippi	1954	80, 86
Brunej	Fred	HB	Ohio State	1953, 1956	45
Bryant	Antonio	WR	Pittsburgh	2006	81
Bryant	Bob	T	Texas Tech	1946–49	42
Bryant	Junior	DT	Notre Dame	1995–02	90
Buckey	Jeff	T	Stanford	1999	71

2013 Media Guide

Last	First	Position	College	Years	Jersey #
Buckley	Curtis	S	East Texas State	1996–98	28
Buckner	Brentson	DT	Clemson	1998–00	99
Bull	Scott	QB	Arkansas	1976–78	19
Bungarda	Ken	T	Missouri	1980	64, 72
Bunz	Dan	LB	Long Beach State	1978–84	57
Burke	Don	LB	USC	1950–54	32, 38, 66, 68, 73
Burke	Vern	E	Oregon State	1965	84
Burns	Mike	DB	USC	1977	28
Burt	Jim	NT	Miami (Fla.)	1989–91	64
Bush	Steve	TE	Arizona State	2004–05	44
Butler	John	S	Principia	1987	26
Byham	Nate	TE	Pittsburgh	2010–11	82

C

Caldwell	Mike	WR	California	1995–96	13, 17, 81
Caldwell	Ravin	LB	Arkansas	1993 (P)	54
Calhoun	Mike	DT	Notre Dame	1980	60
Caliguire	Dean	C	Pittsburgh	1991	64
Calvelli	Tony	C	Stanford	1949	31
Campbell	Carter	LB	Weber State	1970	51
Campbell	Marion	T	Georgia	1954–55	76
Campora	Don	T	Pacific	1950, 1952	41, 76
Canley	Sheldon	RB	San Jose State	1991–92	20
Carapella	Al	T	Miami (Fla.)	1951–55	45, 75
Carmazzi	Giovanni	QB	Hofstra	2000–01	19
Carolan	Brett	TE	Washington State	1994–95	86
Carpenter	Dwaine	S	North Carolina A&T	2003–05	35
Carpenter	John	T	Michigan	1949	40
Carr	David	QB	Fresno State	2010	5
Carr	Earl	RB	Florida	1978	31
Carr	Eddie	HB	Olney High (Pa.)	1947–49	85
Carr	Paul	LB	Houston	1955–58	57
Carter	Andre	DE	California	2001–05	96
Carter	Dexter	RB	Florida State	1990–94, 95–96	35
Carter	Michael	NT	Southern Methodist	1984–92	95
Casanega	Ken	HB	Santa Clara	1946, 1948	83
Casey	Bernie	E	Bowling Green	1961–66	30
Cason	Jim	HB	LSU	1948–52, '54	43, 93
Cassara	Frank	FB	St. Mary's	1954	32
Cathcart	Sam	HB	Santa Barbara State	1949–50, '52	28, 83, 86
Cathcart	Royal	HB	Santa Barbara State	1950	94
Cavanaugh	Matt	QB	Pittsburgh	1983–85	6
Celek	Garrett	TE	Michigan State	2012–*	81
Ceresino	Gordy	LB	Stanford	1979	58
Cerne	Joe	C	Northwestern	1965–67	56
Chandler	Jeff	K	Florida	2002–03	3
Chandler	Wes	WR	Florida	1988	81
Chapple	Jack	LB	Stanford	1965	58
Cherry	Tony	RB	Oregon	1986–87	23
Childs	Jason	T	North Dakota	1993	76
Choma	John	G/C	Virginia	1981–83	60, 78
Churchman	Ricky	S	Texas	1980–81	33
Clark	Bryan	QB	Michigan State	1982–83	15
Clark	Don	G	USC	1948–49	31
Clark	Dwight	WR	Clemson	1979–87	87
Clark	Greg	TE	Stanford	1997–01	85
Clark	Mario	CB	Oregon	1984	29
Clark	Mike	DE	Florida	1982	90
Clark	Monte	T	USC	1959–61	63
Claybrooks	DeVone	DT	East Carolina	2003	93
Clayton	Thomas	RB	Kansas State	2008–*	33
Clement	Anthony	T	Louisiana–Lafayette	2005	67
Clements	Nate	CB	Ohio State	2007–10	22
Cline	Tony	DE	Miami (Fla.)	1976–77	82
Cline	Tony	TE	Stanford	1999	84
Cloherly	Colin	TE	Brown	20010	83
Cochran	Mark	T	Baylor	1987	66, 76
Coffee	Glen	RB	Alabama	2009	29
Cofer	Mike	K	North Carolina State	1988–93	6
Cohen	Joe	DT	Florida	2007	67
Colchico	Dan	E	San Jose State	1960–67	86
Collett	Elmer	G	San Francisco State	1967–72	66
Collie	Bruce	T/G	Texas–Arlington	1985–89, '92	69

Last	First	Position	College	Years	Jersey #
Collier	Floyd	T	San Jose State	1948	48
Collier	Tim	CB	East Texas State	1982–84	47
Collins	Glen	DE	Mississippi State	1987	79
Collins	Greg	LB	Notre Dame	1975	55
Collins	Ray	T	LSU	1950–52	43, 72
Comeaux	Darren	LB	Arizona State	1987	56, 59
Conklin	Cary	QB	Washington	1995	6
Conlee	Gerry	C	St. Mary's	1946–47	22
Connell	Mike	P	Cincinnati	1978	10
Conner	Clyde	E	Pacific	1956–63	86, 88
Connolly	Ted	G	Santa Clara–Tulsa	1954, 56–62	64, 65
Conway	Curtis	WR	USC	2004	89
Cook	Toi	DB	Stanford	1994	41
Cooke	Bill	DE	UMass (Amherst)	1976	76
Cooper	Adrian	TE	Oklahoma	1996	49
Cooper	Bill	FB	Muskingum	1961–64	34, 35
Cooper	Chris	DT	Nebraska–Omaha	2004–05	93
Cooper	Deke	S	Notre Dame	2006	35
Cooper	Earl	FB/TE	Rice	1980–85	49, 89
Cooper	George	LB	Michigan State	1987	52
Cooper	Josh	DE	Mississippi	2004–05	76
Cordileone	Lou	G–LB	Clemson	1961	74
Cornelius	Charles	DB	Bethune–Cookman	1979–80	28
Cortez	Jose	K	Oregon State	2001–02, '05	1, 6
Costa	Dave	T/G	Wisconsin	2001	76
Costanzo	Blake	LB	Lafayette	2011	51
Courtney	Matt	S	Idaho State	1987	45
Cousineau	Tom	LB	Ohio State	1986–87	57, 59
Cowlings	Al	DE	USC	1979	79
Cox	Greg	S	San Jose State	1988, 90–91	38
Cox	James	G	Stanford	1948	32
Cox	Perrish	CB	Oklahoma State	2012–*	20
Crabtree	Michael	WR	Texas Tech	2009–*	15
Craig	Roger	RB	Nebraska	1983–90	33
Crawford	Derrick	WR	Memphis State	1986	83
Crecion	Gabe	TE	UCLA	2004	47
Cribbs	Joe	RB	Auburn	1986–87	28
Crist	Chuck	DB	Penn State	1978	24
Cross	Bob	T	Kilgore J.C.	1956–57	78
Cross	Randy	G/C	UCLA	1976–88	51, 62
Crow	John David	HB	Texas A&M	1965–68	44
Crowe	Paul	HB	St. Mary's	1948	92
Crowell	Otis	T	Hardin–Simmons	1947	45
Cullity	Dave	T	Utah	1989	68
Culliver	Chris	CB	South Carolina	2011–*	29
Cundiff	Billy	K	Drake	2012	6
Cunningham	Doug	RB	Mississippi	1967–73	42
Curtis	Kevin	S	Texas Tech	2002	30

D

Daft	Kevin	QB	UC Davis	2001	17
Dahl	Harvey	T	Nevada	2005–06	76
Dahms	Tom	T	San Diego State	1957	70
Dalman	Chris	C/G	Stanford	1993–00	50, 67
Daniels	Clem	RB	Prairie View	1968	33, 34
Daughterly	Bob	HB	Tulsa	1966–67	29
Davis	Anthony	T	Rutgers	2010–*	76
Davis	Nate	QB	Ball State	2009	7
Davis	Eric	DB	Jacksonville State	1990–95	25
Davis	Jerome	T/DE	Minnesota	2002–04	75, 76, 92
Davis	Johnny	FB	Alabama	1981	38
Davis	Kyle	C	Oklahoma	1978	64
Davis	Leonard	G	Texas	2012	68
Davis	Sammy	CB	Texas A&M	2006	31
Davis	Tommy	K	LSU	1959–69	36
Davis	Vernon	TE	Maryland	2006–*	85
Dean	Floyd	LB	Florida	1963–64	50, 57, 82
Dean	Fred	DE	Louisiana Tech	1981–85	74
Dean	Kevin	LB	Texas Christian	1987	57
DeBerg	Steve	QB	San Jose State	1977–80	17
Deese	Derrick	G/T	USC	1992–03	63
DeLong	Keith	LB	Tennessee	1989–93	59
Dent	Richard	DE	Tennessee State	1994	95

2013 Media Guide

Last	First	Position	College	Years	Jersey #
Dercher	Dan	T	Kansas	1999–00	79
DeSimone	Rick	TE	Cal State Northridge	1978	87
Detmer	Ty	QB	BYU	1998	11
Dilfer	Trent	QB	Fresno State	2006–07	12
Dixon	Al	TE	Iowa State	1984	84
Dixon	Anthony	RB	Mississippi State	2010–*	24
Dobbs	Demarcus	TE/DT	Georgia	2011–*	96,83
Dodge	Dedrick	S	Florida State	1994–96	33
Doleman	Chris	DE	Pittsburgh	1996–98	56
Doman	Brandon	QB	BYU	2002, 04	11
Domres	Marty	QB	Columbia	1976	14, 16
Donahue	Mitch	LB	Wyoming	1991–92	54
Donnelly	George	DB	Illinois	1965–67	20
Donohue	Leon	T	San Jose State	1962–64	72
Dorsey	Ken	QB	Miami (Fla.)	2003–05	7
Douglas	Marques	DE	Howard	2005–07	94
Dove	Eddie	HB	Colorado	1959–62	44
Dow	Harley	G	San Jose State	1950	40
Dowdle	Mike	LB	Texas	1963–66	53
Downing	Walt	C/G	Michigan	1978–83	62
Downs	Bob	G	USC	1951	32
Draft	Chris	LB	Stanford	1999	57
Drake	Joe	NT	Arizona	1987	61
Drakeford	Tyronne	DB	Virginia Tech	1994–97, 2001	22, 33
Dressel	Chris	TE	Stanford	1987, 92	47, 88
Druckenmiller	Jim	QB	Virginia Tech	1997–98	14
DuBose	Doug	RB	Nebraska	1987–88	25
Duckett	Damane	DT, T	East Carolina	2006–08	63, 95
Dugan	Fred	E	Dayton	1958–59	87
Duncan	Maury	QB	San Francisco State	1954–55	12
Dungy	Tony	DB	Minnesota	1979	27
Dupree	Terrence	TE	Duke	2000	84
Durdan	Don	HB	Oregon State	1946–47	93
Durham	Darius	WR	San Diego State	1983	84
Durette	Michael	G	West Virginia	1986–87	64

E

Easley	Walt	FB	West Virginia	1981–82	31
Edwards	Braylon	WR	Michigan	2011	17
Edwards	Earl	DT	Wichita State	1969–72	74
Edwards	Marc	RB	Notre Dame	1997–98	44
Elam	Cleveland	DE	Tennessee State	1975–78	72
Elam	Shane	LB	Mississippi	2001	59
Elia	Bruce	LB	Ohio State	1976–78	51, 55
Elliott	Charles	T	Oregon	1948	46
Elliott	Lenvil	RB	N.E. Missouri State	1979–81	35
Ellison	Atiyah	DE/DT	Missouri	2007	78
Ellison	Riki	LB	USC	1983–89	50, 69
Elston	Art	C	South Carolina	1946–48	21, 36
Emanuel	Ben	S	UCLA	2005	38
Enderle	Dick	G	Minnesota	1976	63
Endriss	Al	E	San Francisco State	1952	85
Engelberger	John	DE	Virginia Tech	2000–04	95
Ervins	Ricky	RB	USC	1995	32
Eshmont	Len	HB	Fordham	1946–49	81
Estes	Patrick	T	Virginia	2005–07	78, 88
Etcheverry	Sam	QB	Denver	1963	14
Etienne	LeRoy	LB	Nebraska	1990	50
Evans	Demetric	DT	Georgia	2009–10	93
Evans	Ray	G	Texas Western	1949–50	38, 46
Evansen	Paul	G	Oregon State	1948	36

F

Fagan	Kevin	DE	Miami (Fla.)	1987–93	75
Fahnhorst	Jim	LB	Minnesota	1984–90	55
Fahnhorst	Keith	T	Minnesota	1974–87	71, 89
Fann	Chad	TE	Florida A&M	1997–99	86
Faryniarz	Brett	LB	San Diego State	1993	57
Faylor	John	S	Santa Clara	1987	19, 47
Feher	Nick	G	Georgia	1951–54	37, 67
Ferrari	Ron	LB	Illinois	1982–86	54
Ferrell	Bob	RB	UCLA	1976–80	38
Fields	Ronald	DT	Mississippi State	2005–08	93, 95

Last	First	Position	College	Years	Jersey #
Fiore	Dave	T	Hofstra	1996, 98–02	72, 74
Fisk	Bill	E	USC	1946–47	56
Flagler	Terrence	RB	Clemson	1987–89	32
Flanigan	Jim	DT	Notre Dame	2002	75
Fleck	P.J.	WR	Northern Illinois	2004–05	10
Fleming	Darius	LB	Notre Dame	2012–*	58
Flores	Mike	DE	Louisville	1995	92
Floyd	William	FB	Florida State	1994–97	40
Foreman	Jay	LB	Nebraska	2006	51
Forrest	Ed	C	Santa Clara	1946–47	24, 34
Foster	DeShaun	RB	UCLA	2008	29
Foster	Roy	G	USC	1991–93	67
Fountaine	Jamal	DE	Washington	1995	52, 56
Franceschi	Pete	HB	San Francisco	1946	82
Francis	Phil	RB	Stanford	1979–80	48
Francis	Russ	TE	Oregon	1982–87	81
Frank	John	TE	Ohio State	1984–88	86
Franklin	Aubrayo	DT	Tennessee	2007–10	92
Franz	Tracy	G	San Jose State	1987	63
Freitas	Jesse	QB	Santa Clara	1946	62
Fuller	Jeff	S/LB	Texas A&M	1984–89	49
Fuller	John	DB	Lamar Tech	1968–72	23, 30

G

Gagliano	Bob	QB	Utah State	1986–87	11
Gaiters	Bob	HB	New Mexico State	1962–63	35
Galiffa	Arnie	QB	Army	1954	16
Galigher	Ed	DT	UCLA	1977–79	75
Garcia	Jeff	QB	San Jose State	1999–03	5
Garlin	Don	HB	USC	1949–50	88
Garner	Charlie	RB	Tennessee	1999–00	25
Garnett	Scott	NT	Washington	1985	92
Garrett	Len	TE	New Mexico Highlands	1975	82
Gash	Thane	S	East Tennessee State	1992	31
Gavric	Momcilo	K	Belgrade	1969	17
Gehrke	Fred	HB	Utah	1950	81
Gervais	Rick	S	Stanford	1981–83	24
Gibson	Thaddeus	LB	Ohio State	2010	59
Gilbert	Lewis	TE	Florida	1980	82
Gilmore	Bryan	WR	Midwestern State	2006–07	81, 84
Ginn Jr.	Ted	WR	Ohio State	2010–12	19
Givens	Reggie	LB	Penn State	1998–99	59
Gladney	Tony	WR	Nevada–Las Vegas	1987	17, 86
Glover	Clyde	DE	Fresno State	1987	93
Goad	Paul	FB	Abilene Christian	1956	36
Gogan	Kevin	G	Washington	1997–98	66
Goldson	Dashon	S	Washington	2007–12	38
Gonsoulin	Austin	DB	Baylor	1967	35
Gonzaga	John	T	Mt. Diablo High (Calif.)	1956–59	76
Gooden	Tavares	LB	Miami	2011–12	56
Goodspeed	Dan	T/G	Kent State	2001	72
Goodwin	Jonathan	C	Michigan	2011–*	59
Gordon	Steve	C	California	1998	59, 64
Gore	Frank	RB	Miami (Fla.)	2005–*	21
Goss	Antonio	LB	North Carolina	1989, 91–95	98
Gossett	Bruce	K	Richmond	1970–74	30
Gragg	Scott	T	Montana	2000–04	78
Grant	Alan	CB	Stanford	1992	24, 26
Grant	Larry	LB	Ohio State	2011–12	54
Gray	Tim	DB	Texas A&M	1979	30
Grbac	Elvis	QB	Michigan	1993–96	18
Green	Jacob	DE	Texas A&M	1992	76
Green	Roderick	DE/LB	Central Missouri St.	2006–08	54
Greene	Kevin	LB	Auburn	1997	91
Greenlee	Fritz	LB	Arizona	1969	59
Greer	Terry	WR	Alabama State	1987–89	29, 82, 83
Gregory	Garland	G	Louisiana Tech	1946–47	32
Grgich	Visco	G	Santa Clara	1946–52	34, 38, 47, 64
Griffin	Don	CB	Middle Tennessee St.	1986–93	29
Gutierrez	Brock	C	Central Michigan	2003–04	52

2013 Media Guide

Last	First	Position	College	Years	Jersey #
H					
Hadley	Ron	LB	Washington	1987–88	54
Haggans	Clark	LB	Colorado State	2012	51
Haley	Charles	LB	James Madison	1986–91, 98–99	94, 95
Hall	Chad	WR	Air Force	2012	14
Hall	Dana	S	Washington	1992–94	28
Hall	Darryl	S	Washington	1995	43
Hall	Forrest	HB	San Francisco	1948	88
Hall	Parker	HB	Mississippi	1946	64, 84
Hall	Rhett	DT	California	1994	91
Hall	Travis	DE	BYU	2005	92
Hall	Windlan	DB	S. Arizona State	1972–75	43
Hampton	Jewel	RB	Southern Illinois	2012	33
Hamilton	Derrick	WR	Clemson	2004–05	88
Handley	Dick	C	Fresno State	1947	26
Hanks	Merton	CB	Iowa	1991–98	36
Hannon	Chris	WR	Tennessee	2008	15
Hanshaw	Tim	G	BYU	1995–98	77
Hanson	Joselio	DB	Texas Tech	2004–05	27
Hantla	Bob	G	Kansas	1954–55	69
Haralson	Parys	LB	Tennessee	2006–12	98
Hardman	Cedrick	DE	North Texas State	1970–79	86
Hardy	Adrian	CB	Northwestern State	1993–94	45
Hardy	Andre	FB	St. Mary's	1987	47
Hardy	Carroll	HB	Colorado	1955	27
Hardy	Edgar	G	Jackson State	1973	63
Hardy	Kevin	DT	Notre Dame	1968	68, 86
Harkey	Lem	HB	Emporia State	1955	32
Harmon	Derrick	RB/KR	Cornell	1984–86	24
Harper	Willie	LB	Nebraska	1973–83	59
Harris	Joe	LB	Georgia Tech	1978	50
Harris	Kwame	T	Stanford	2003–07	77
Harris	Mark	WR	Stanford	1996–99	19, 88
Harris	Marques	LB	Southern Utah	2009	54
Harris	Tim	LB	Memphis State	1991–92, 94–95	92, 99
Harris	Tony	WR	Toledo	1971	20
Harris	Walt	CB	Mississippi State	2006–09	27
Harrison	Bob	LB	Oklahoma	1959–61, 65–67	54
Harrison	Dennis	DE	Vanderbilt	1986	96
Harrison	Kenny	WR	Southern Methodist	1976–78	83
Harrison	Martin	LB	Washington	1990–93	56, 57
Hart	Jeff	T	Oregon State	1975	68
Hart	Tommy	DE	Morris Brown	1968–77	53
Harty	John	DT	Iowa	1981–83, 85–86	75
Hastings	Joe	WR	Washburn	2011	13
Hauck	Tim	S	Montana	2002	45
Hawthorne	Duane	CB	Northern Illinois	2002	43
Hayes	Bob	WR	Florida A&M	1975	22
Hays	Harold	LB	Southern Mississippi	1968–69	54
Hazelstine	Matt	LB	California	1955–68	55
Heard	Ronnie	S	Mississippi	2000–04	38
Hearst	Garrison	RB	Georgia	1997–03	20
Heitmann	Eric	C/G	Stanford	2002–10	66
Heller	Ron	TE	Oregon State	1987–88	89
Helton	Barry	P	Colorado	1988–90	9
Henderson	Keith	FB	Georgia	1989–92	30
Henderson	Thomas	LB	Langston	1980	50
Hendrickson	Steve	LB	California	1989	56
Henke	Ed	E	USC	1951–52, 56–60	47, 75, 89
Henley	Thomas	WR	Stanford	1987	84
Herchman	Bill	T	Texas Tech	1956–59	72
Hetherington	Chris	FB	Yale	2005–06	41, 44
Hettema	Dave	T	New Mexico	1967	62, 65
Hicks	Dwight	S	Michigan	1979–85	22
Hicks	Maurice	RB	North Carolina A&T	2004–07	43
Hill	Jason	WR	Washington State	2007–10	89
Hill	John	C	Lehigh	1985	52
Hill	Shaun	QB	Maryland	2006–09	13
Hilton	Scott	LB	Salem College	1979–80	55
Hindman	Stan	DE	Mississippi	1966–71, 73–74	74, 80
Hoage	Terry	S	Georgia	1993	41
Hobbs	Dick	G	Georgia	1949–50	37
Hobgood–Chittick	Nate	DT	North Carolina	2000	76
Hofer	Paul	RB	Mississippi	1976–81	36, 41

Last	First	Position	College	Years	Jersey #
Hoffman	Gary	T	Santa Clara	1987	78
Hogan	Mike	FB	Tenn.–Chattanooga	1979	45
Hogland	Doug	G	Oregon State	1953–55	64
Holcomb	Curtis	CB	Florida A&M	2011	41
Holladay	Bob	HB	Tulsa	1956–57	27, 40
Hollas	Hugo	DB	Rice	1974	47
Holloway	Menson	DE	UTEP	2001	71, 99
Holman	Rashad	CB	Louisville	2001–03	26
Holmes	Mike	DB	Texas Southern	1974–75	20
Holmoe	Tom	S	Brigham Young	1983–89	28, 46
Holt	Pierce	DE	Angelo State	1988–92	78, 98
Holzer	Tom	DE	Louisville	1967	87
Hopson	Tyrone	G	Eastern Kentucky	1999–00	66
Horn	Bob	LB	Oregon State	1982–83	55
Horne	Dick	E	Oregon	1947	51
Hoskins	Bob	DT	Wichita State	1970–75	56
Howard	Eddie	P	Idaho	1998	2
Howell	Clarence	E	Texas A&M	1948	56
Hudson	Marcus	S	North Carolina St.	2006–09	23
Huff	Gary	QB	Florida State	1980	19
Huff	Marty	LB	Michigan	1972	54
Hughes	Ernie	G	Notre Dame	1978, '80	65, 66
Hull	Tom	LB	Penn State	1974	54
Hunt	Charlie	LB	Florida State	1973	61
Hunter	Kendall	RB	Oklahoma State	2011–*	32

I					
Ifeanyi	Israel	DE/LB	USC	1996	59, 95
Isenbarger	John	RB	Indiana	1970–73	17
Isom	Jasen	FB	Western Illinois	2003–04	41
Israel	Steve	CB	Pittsburgh	1995–96	31
Iupati	Mike	G	Idaho	2010–*	77

J					
Jackson	Darrell	WR	Florida	2007	82
Jackson	Jim	HB	Western Illinois	1966–67	38
Jackson	Johnnie	S	Houston	1989–92	40
Jackson	Randy	RB	Wichita State	1973	33
Jackson	Rickey	DE/LB	Pittsburgh	1994–95	57
Jackson	Terry	RB	Florida	1999–05	22
Jackson	Wilbur	RB	Alabama	1974–79	40
Jacobs	Brandon	RB	Southern Illinois	2012	45
Jacobs	Taylor	WR	Florida	2006–07	88
James	LaMichael	RB	Oregon	2012–*	23
James	William	CB	Western Illinois	2010	31
Jean Francois	Ricky	DT	LSU	2009–12	95
Jenkins	A.J.	WR	Illinois	2012	17
Jennings	Brian	TE/LS	Arizona State	2000–12	86
Jennings	Jonas	T	Georgia	2005–08	75
Jennings	Rick	WR	Maryland	1977	33
Jerod–Eddie	Tony	DT	Texas A&M	2012–*	63
Jervey	Travis	RB	Citadel	1999–00	32
Jessup	Bill	E	USC	1951–52, 54–58	55, 85
Joelson	Greg	DE	Arizona State	1991	93
Johnson	Bill	C	Tyler J.C.	1948–56	23, 53
Johnson	Bryant	WR	Penn State	2008	82
Johnson	Cam	LB	Virginia	2012	50
Johnson	Charles	DB	Grambling	1979–80	44
Johnson	Charlie	DT	Louisville	1966–67	72
Johnson	Dennis	DE	Kentucky	2004	71
Johnson	Derrick	CB	Washington	2005	23
Johnson	Eric	TE	Yale	2001–06	82
Johnson	Eric	S	Washington State	1979	24
Johnson	Garrett	DT	Illinois	2002	90
Johnson	Gary	DT	Grambling	1984–85	97
Johnson	James	LB	San Diego State	1987	56
Johnson	John	LB	Clemson	1991–93	55
Johnson	John Henry	HB	Arizona State	1954–56	35
Johnson	Jimmy	HB/DB	UCLA	1961–76	37
Johnson	Kermit	RB	UCLA	1975–76	47
Johnson	Leo	WR	Tennessee State	1969–70	81
Johnson	Rudy	HB	Nebraska	1964–65	32
Johnson	Sammy	RB	North Carolina	1974–76	48

2013 Media Guide

Last	First	Position	College	Years	Jersey #
Johnson	Walter	DE	Tuskegee	1967	58
Jones	Arrington	FB	Winston-Salem	1981	40
Jones	Brandon	WR	Oklahoma	2009	81
Jones	Brent	TE	Santa Clara	1987-97	84, 88
Jones	Colin	S	Texas Christian	2011	43
Jones	Larry	WR	N.E. Missouri State	1978	21, 87
Jones	Terry	TE	Alabama	2005	49
Jordan	Darin	LB	Northeastern	1991-94	90
Jordan	James	WR	Louisiana Tech	2002-05	18, 46
Jorden	Tim	TE	Indiana	1995	48
Joseph	Alex	LB	Temple	2010	58
Judie	Ed	LB	Northern Arizona	1982-83	50
Jury	Bob	S	Pittsburgh	1978	26

K

Last	First	Position	College	Years	Jersey #
Kaepernick	Colin	QB	Nevada	2011-*	7
Kammerer	Carlton	LB	Pacific	1961-62	66
Katnik	Norm	C	USC	2005	63
Keasey	Zak	FB	Princeton	2007-08	45
Keeble	Jerry	LB	Minnesota	1987	98
Keever	Carl	LB	Boise State	1987	41
Keith	John	S	Furman	2000-03	28
Kelcher	Louie	NT	Southern Methodist	1984	94
Kelly	Gorden	LB	Georgia	1960-61	83
Kelly	Todd	DE	Tennessee	1993-94	58
Kelm	Larry	LB	Texas A&M	1993	52
Kemp	Jeff	QB	Dartmouth	1986	9
Keneley	Matt	DT	USC	1999	75
Kennedy	Allan	T	Washington State	1981-84	66
Kennedy	Sam	LB	San Jose State	1988	57
Kenney	Charles	G	San Francisco	1947	38
Kilgore	Daniel	G	Appalachian State	2011-*	67
Kilgore	Jon	P	Auburn	1969	15
Killens	Terry	LB	Penn State	2001, 2002	52, 56
Killings	Cedric	DT	Carson Newman	2000	71
Kilmer	Billy	QB	UCLA	1961-62, 64-66	17
Kimbrough	Elbert	HB	Northwestern	1962-66	45
Kirby	Terry	RB	Virginia	1996-98	41
Kirk	Randy	LB	San Diego State	1996-99	57, 58
Kirschke	Travis	DT	UCLA	2003	90
Kirtman	David	FB	USC	2008	35
Knafelc	Gary	E	Colorado	1963	84
Knutson	Steve	G/T	USC	1978	60
Kolodziej	Ross	DT	Wisconsin	2002-03	92
Kopay	Dave	HB	Washington	1964-67	43
Korff	Mark	LB	Florida	1987	90
Kosier	Kyle	T	Arizona State	2002-04	69, 72
Kovach	Jim	LB	Kentucky	1985	57
Kraemer	Eldred	G	Pittsburgh	1955	65
Krahl	Jim	DT	Texas Tech	1980	90
Kramer	Kent	TE	Minnesota	1966	89
Kristick	Keaton	LB	Oregon State	2010	57
Krueger	Charles	DT	Texas A&M	1959-73	70
Krueger	Rolf	DE	Texas A&M	1972-74	78
Kugler	Pete	DT	Penn State	1981-83, 86-90	67, 77
Kuykendall	Fulton	LB	UCLA	1985	59
Kuzman	John	T	Fordham	1946	46
Kwalick	Ted	TE	Penn State	1969-74	82
Kyle	Jason	LB	Arizona State	2000	57
Kyles	Troy	WR	Howard	1992	85

L

LaBounty	Matt	DE	Oregon	1992-93	93
LaBoy	Travis	LB	Hawaii	2010	54
LaFleur	Bill	P	Nebraska	2002-03	4
Lakes	Roland	DT	Wichita State	1961-70	60
Land	Fred	T	LSU	1948	45
Land	Mel	DE	Michigan State	1980	60
Landry	Michael	DE	Southern	2003	93
Langham	Antonio	CB	Alabama	1998	43
LaRose	Dan	DE	Missouri	1965	87
Larson	Bill	TE	Colorado State	1975	85
Lash	Jim	WR	Northwestern	1976-77	87

Last	First	Position	College	Years	Jersey #
Latimer	Al	CB	Clemson	1980	29
Laughlin	Bud	FB	Kansas	1955	36
Lawrence	Amos	RB	North Carolina	1981-82	20
Lawson	Manny	LB	North Carolina St.	2006-10	99
Lawson	Steve	G	Kansas	1976	61, 65
LeCount	Terry	WR	Florida	1978	80
Ledford	Dwayne	T	East Carolina	1999, 2003-04	67, 76
Ledyard	Hal	QB	Tenn.-Chattanooga	1953	12
Lee	Amp	RB	Florida State	1992-93	22
Lee	Andy	P	Pittsburgh	2004-*	4
Lee	Dwight	RB	Michigan State	1968	49
Lee	Kevin	WR	Alabama	1996	17
Lee	Mark	CB	Washington	1991	27
Legette	Tyrone	CB	Nebraska	1998	45
Legree	Lance	DT	Notre Dame	2006	92
Lelie	Ashley	WR	Hawaii	2007	18
Leonard	Anthony	DB	Virginia Union	1976-78	42
Leonard	Jim	C	Santa Clara	1985	63
Leopold	Bobby	LB	Notre Dame	1980-83	45, 52
Leverette	Otis	DE	Ala.-Birmingham	2004	93
Levy	Chuck	RB	Arizona	1997-98	32
Lewis	Eddie	DB	Kansas	1976-79	22
Lewis	Gary	FB	Arizona State	1964-69	22
Lewis	Jonas	RB	San Diego State	2000-01	43
Lewis	Keith	S	Oregon	2004-08	28
Lewis	Kevin	DB	Northwestern Louisiana	1990-92	45
Lewis	Michael	SS	Colorado	2007-10	32
Lewis	Michael	WR	Grace King (La.) High	2007	84
Lewis	Ron	WR	Florida State	1990-92	83
Lilly	Kevin	NT	Tulsa	1988-89	92
Lillywhite	Verl	HB	USC	1948-51	71, 81
Lincoln	Alex	LB	Auburn	2001-02	57
Lind	Mike	FB	Notre Dame	1963-64	38
Lindstrom	Chris	DT	Boston College	1983	78
Lisbon	Don	HB	Bowling Green	1963-64	42
Liter	Greg	DE	Iowa State	1987	77
Livingston	Howie	HB	Fullerton J.C.	1950	24, 94
Lloyd	Brandon	WR	Illinois	2003-05	85
Lockett	J.W.	RB	Central (Okla.) State	1961	35
Logan	Marc	RB	Kentucky	1992-94	43
Long	Tim	C	Memphis State	1987	68
Looney	Jim	LB	Purdue	1981	50
Looney	Joe	G	Wake Forest	2012-*	66
Lopasky	Bill	G	West Virginia	1961	57
Lott	Ronnie	CB	USC	1981-90	42
Loville	Derek	RB	Oregon	1994-96	20
Loyd	Alex	E	Oklahoma State	1950	59
Luna	Bob	HB	Alabama	1955	49
Lyles	Lenny	HB	Louisville	1959-60	26
Lynch	Ben	C	California	1999-02	60
Lynn	Anthony	RB	Texas Tech	1995-96	29

M

MacAfee	Ken	TE	Notre Dame	1978-79	81
MacAuley	John	OL	Stanford	1984	67
Mackey	Dee	TE	East Texas State	1960	87
Maderos	George	HB	Chico State	1955-56	40
Magac	Mike	G	Missouri	1960-64	62
Maloney	Norm	E	Purdue	1948-49	59
Manley	Joe	LB	Mississippi State	1953	54
Mann	Charles	DE	Nevada	1994	71
Manningham	Mario	WR	Michigan	2012-*	82
Manuel	Sean	TE	New Mexico State	1996	86
Maragos	Chris	S	Wisconsin	2010	40
Margerum	Ken	WR	Stanford	1986-87	84
Marshall	Rasheed	WR	Pittsburgh	2005	89
Martin	Bob	LB	Nebraska	1979	54
Martin	Derrick	LB	San Jose State	1987	31
Martin	Jamie	QB	Weber State	2008	10
Martin	Saladin	DB	San Diego State	1981	29
Masini	Leonard	FB	Fresno State	1947-48	74
Mason	Lindsey	T	Kansas	1982	78
Matheson	Riley	G-LB	Texas Western	1948	37
Mathews	Ned	HB	UCLA	1946-47	73, 83

2013 Media Guide

Last	First	Position	College	Years	Jersey #
Matthews	Al	S/CB	Texas A&I	1977	47
Matthews	Clay	E	Georgia Tech	1950, 53–55	46, 83
Matuszak	Marv	LB	Tulsa	1957–58	54
Maurer	Andy	G	Oregon	1976	61
Maxie	Brett	S	Texas Southern	1997	25
Maxwell	Jim	LB	Gardner–Webb	2005	57
Maxwell	Marcus	WR	Oregon	2005	19
Mays	Taylor	S	USC	2010	23
McAddley	Jason	WR	Alabama	2005	15
McAlister	Ken	LB/S	San Francisco	1983	48
McBath	Darcel	S	Texas Tech	2012–*	28
McCaffrey	Ed	WR	Stanford	1994	81
McCann	Jim	P	Arizona State	1971–72	15
McColl	Milt	LB	Stanford	1981–87	53
McCormick	Dave	T	LSU	1966	73
McCormick	Tom	HB	Pacific	1956	43
McCormick	Walt	C	USC	1948	38
McCoy	LeRon	WR	Indiana (Pa.)	2007	19
McCoy	Mike	QB	Utah	1997	10
McCray	Willie	DE	Troy State	1978	76
McCullough	George	CB	Baylor	2001	24
McDonald	Ramos	CB	New Mexico	1999	35
McDonald	Ray	DT	Florida	2007–*	91
McDonald	Tim	S	USC	1993–99	46
McElhenny	Hugh	HB	Washington	1952–60	39
McFarland	Kay	HB	Colorado State	1962–66, '68	26
McGee	Willie	WR	Alcorn A&M	1976–77	81
McGill	Ralph	CB	Tulsa	1972–77	49
McGrew	Reggie	DT	Florida	1999–01	92
McGruder	Michael	CB	Kent	1992–93	26
McHan	Lamar	QB	Arkansas	1963	15, 17
McIlhenny	Don	HB	Southern Methodist	1961	35
McIntyre	Guy	G	Georgia	1984–93	62
McIntyre	Jeff	LB	Arizona State	1979	52
McKenzie	Reggie	LB	Tennessee	1992	50
McKillop	Scott	LB	Pittsburgh	2009–10	56
McKoy	Billy	LB	Purdue	1974	58
McKyer	Tim	CB	Texas–Arlington	1986–89	22
McLemore	Dana	KR/CB	Hawaii	1982–87	43
McMillian	Mark	CB	Alabama	1999	29
McNeil	Clifton	E	Grambling	1968–69	82
McNown	Cade	QB	UCLA	2002	9
McQuarters	R.W.	CB	Oklahoma State	1998–99	21
Mellekas	John	C	Arizona	1962	75
Mellus	John	T	Villanova	1946	45
Melville	Dan	P	California	1979	11
Mertens	Jerry	HB	Drake	1958–65	80
Messer	Dale	HB	Fresno State	1961–65	29
Meyers	Bob	HB	Stanford	1952	27
Michalik	Art	G	St. Ambrose	1953–54	62
Middlebrooks	Willie	CB	Minnesota	2005	25, 35
Mike	Bob	T	UCLA	1948–49	47
Mike–Mayer	Steve	K	Maryland	1975–76	10
Mikolas	Doug	NT	Portland State	1987–88	97
Milem	John	DE	Lenoir–Rhyne	2000–01	93, 99
Miles	Searcy	DB	San Jose State	1954–56	42
Millen	Alec	T	Georgia	1993 (P)	76
Millen	Matt	LB	Penn State	1989–90	54
Miller	Brit	FB	Illinois	2009	47
Miller	Bruce	FB	Central Florida	2011–*	49
Miller	Clark	E	Utah State	1962–68	74
Miller	Hal	T	Georgia Tech	1953	77
Miller	Jim	P	Mississippi	1980–82	3
Miller	Johnny	G	Livingston	1977–78	66
Milstead	Rod	G	Delaware State	1994–97	69
Mira	George	QB	Miami (Fla.)	1964–68	10
Mirer	Rick	QB	Notre Dame	2000–01	3
Mitcham	Gene	HB	Arizona State	1958	26
Mitchell	Kevin	LB	Syracuse	1994–97	55
Mitchell	Dale	LB	USC	1976	64
Mitchell	Tom	TE	Bucknell	1974–77	84
Mixon	Bill	HB	Georgia	1953–54	48
Moegle	Dick	HB	Rice	1955–59	47
Mojsiejenko	Ralf	P	Michigan State	1991	2

Last	First	Position	College	Years	Jersey #
Momsen	Bob	G	Ohio State	1952	68
Monachino	Jim	HB	California	1951	49, 99
Monds	Wonder	DB	Nebraska	1978	25
Monroe	Carl	RB/KR	Utah	1983–87	32
Montana	Joe	QB	Notre Dame	1979–92	16
Montgomery	Blanchard	LB	UCLA	1983–84	38, 52, 60
Montgomery	Monty	CB	Houston	1999–00	24
Moore	Brandon	LB	Oklahoma	2002–07	56
Moore	Dean	LB	Iowa	1978	53
Moore	Gene	RB	Occidental	1969	43
Moore	Jason	S	San Diego State	2000, '02	33, 35
Moore	Jay	LB	Nebraska	2007–08	58
Moore	Jeff	RB	Jackson State	1982–83	25
Moore	Manfred	RB	USC	1974–75	45
Moran	Sean	DE	Colorado	2002–03	99
Morgan	Joe	T	Southern Mississippi	1949	48
Morgan	Joshua	WR	Virginia Tech	2008–11	84
Morgan	Melvin	DB	Mississippi Valley St.	1979–80	46
Moroski	Mike	QB	UC Davis	1986	15
Morrall	Earl	QB	Michigan State	1956	11
Morris	Dennit	LB	Oklahoma	1958	57
Morris	George	C	Georgia Tech	1956	52
Morrison	Dennis	QB	Kansas State	1974	10
Morton	Dave	LB	UCLA	1979	50
Morton	John	LB	Texas Christian	1953	36
Morton	Johnnie	WR	USC	2005	84
Morze	Frank	C	Boston College	1957–61	53, 63
Moss	Randy	WR	Marshall	2012	84
Moten	Gary	LB	Southern Methodist	1983	59, 63
Mudd	Howard	G	Hillsdale	1964–69	68
Murphy	Rob	C/G	Ohio State	2003–05	68
Musgrave	Bill	QB	Oregon	1991–94	14
Myers	Chip	E	N.W. Oklahoma	1967	46

N

Navies	Hannibal	LB	Colorado	2006–07	55
Neal	Randy	LB	Virginia	1998	52
Nedney	Joe	K	San Jose State	2005–10	6
Nehemiah	Renaldo	WR	Maryland	1982–84	83
Nelson	Bob	LB	Nebraska	1979	66
Neville	Tom	G	Fresno State	1991	69
Newberry	Jeremy	C	California	1998–06	62
Newsome	Craig	CB	Arizona State	1999	27
Nicholas	Calvin	WR	Grambling	1988	88
Nichols	Mark	LB	Colorado State	1978	58
Nicholson	Jim	T	Michigan State	1981	67
Nix	Jack	E	USC	1950	58
Nixon	Tory	CB	San Diego State	1985–88	20, 31
Nomellini	Leo	T	Minnesota	1950–63	42, 73
Norberg	Hank	E	Stanford	1946–47	55
Nordquist	Mark	G	Pacific	1976	68
Norris	Moran	FB	Kansas	2006–07, 09–11	40, 44
Norton	Jim	T	Washington	1965–66	75
Norton	Ken Jr.	LB	UCLA	1994–00	51
Norton	Ray	HB	San Jose State	1960–61	23
Nunley	Frank	LB	Michigan	1967–76	57

O

O'Donahue	Pat	E	Wisconsin	1952	83
O'Neal	Brian	RB	Penn State	1995	26
O'Sullivan	J.T.	QB	UC Davis	2008	14
Oates	Bart	C	Brigham Young	1994–95	66
Obradovich	Jim	TE	USC	1976–77	89
Odom	Ricky	DB	USC	1978	42
Okeafor	Chike	DE	Purdue	1999–02	91
Olerich	Dave	E	San Francisco	1967–68, 72–73	84
Oliver	Melvin	DE	LSU	2006–07	96
Olson	Drew	QB	UCLA	2007	7
Olssen	Lance	T	Purdue	1968–69	73
Orosz	Tom	P	Ohio State	1983	3, 19
Osborne	Clancy	LB	Arizona State	1959–60	33
Osika	Craig	G/C	Indiana	2002	71
Ostrowski	Phil	G	Penn State	1998–00	69

2013 Media Guide

Last	First	Position	College	Years	Jersey #
Owen	Tom	QB	Wichita State	1974–75	14
Owens	James	WR	UCLA	1979–80	20, 89
Owens	R.C.	HB	College of Idaho	1957–61	27
Owens	Terrell	WR	Tenn.–Chattanooga	1996–03	81

P

Pace	Jim	HB	Michigan	1958	43
Palatella	Lou	G	Pittsburgh	1955–58	68
Palmer	Jesse	QB	Florida	2005	2
Paris	Bubba	T	Michigan	1982–90	77
Parker	Anthony	CB	Weber State	1999–02	21, 86
Parker	Don	G	Virginia	1967	63
Parks	Dave	E	Texas Tech	1964–67	81
Parks	Limbo	G	Arkansas	1987	66, 72
Parrish	James	T	Temple	1993	77
Parrish	Tony	S	Washington	2002–06	33
Parsons	Earle	HB	USC	1946–47	84, 94
Pashos	Tony	T	Illinois	2009–*	77
Patera	Dennis	K	Brigham Young	1968	14
Patrick	Chris	T	Nebraska	2009–10	61
Patterson	Reno	DE	Bethune–Cookman	1987	92
Patton	Ricky	RB	Jackson State	1980–82	32, 42
Pavlich	Chuck	G	Muskegon High (MI)	1946	37
Paye	John	QB	Stanford	1988	15
Peelle	Justin	TE	Oregon	2011	81
Peets	Brian	TE	Pacific	1981	82
Penchion	Bob	T	Alcorn A&M	1974–75	66
Peoples	Woody	G	Grambling	1968–77	69
Perry	Joe	FB	Compton J.C.	1948–60, '63	34, 74
Perry	Scott	S	Williams	1980	32
Person	Mike	G	Montana State	2011	78
Peters	Scott	C/G	Arizona State	2004	67
Peterson	Anthony	LB	Notre Dame	1994–95, 98–99	50, 53
Peterson	Julian	LB	Michigan State	2000–05	98
Peterson	Todd	K	Georgia	2003–04	2
Phillips	Lawrence	RB	Nebraska	1999	33
Phillips	Mel	DB	North Carolina A&T	1966–77	32
Pickett	Cody	QB	Washington	2004–05	3
Pillers	Lawrence	DE	Alcorn A&M	1980–84	65
Pine	Ed	LB	Utah	1962–64	54
Pleasant	Anthony	DE	Tennessee State	2000	94
Plummer	Ahmed	CB	Ohio State	2000–05	29
Plummer	Bruce	CB	Mississippi State	1990	28
Plummer	Gary	LB	California	1994–97	50
Plunkett	Jim	QB	Stanford	1976–77	14, 16
Pochman	Owen	K	BYU	2003	11
Pollack	Frank	T/G	Northern Arizona	1990–91, 94–97	72, 75
Pollard	Darryl	CB	Weber State	1987–91	26, 36
Poole	Bob	E	Clemson	1964–65	82
Pope	Marquez	CB	Fresno State	1995–98	23
Popson	Ted	TE	Portland State	1994–96	85
Posey	Jeff	DE	Southern Mississippi	1998–00	96
Powell	Charles	E	San Diego High (Calif.)	1952–53, 55–57	87
Powers	Jim	HB	USC	1950–53	15, 62
Preston	Roell	KR	Mississippi	1999	15
Price	Daryl	DE	Colorado	1996–97	71, 91, 96
Prioleau	Pierson	DB	Virginia Tech	1999–00	23
Prokop	Joe	P	Cal Poly Pomona	1991	4
Puddy	Harold	T	Oregon	1948	46
Puki	Craig	LB	Tennessee	1980–81	54
Putzier	Rollin	NT	Oregon	1989	64, 76

Q

Quillan	Fred	C	Oregon	1978–87	56
Quilter	Chuck	T	Tyler J.C.	1949	45

R

Rachal	Chilo	G	USC	2008–11	62
Raines	Mike	DT	Alabama	1974	63
Ramson	Eason	TE	Washington State	1979–83	80
Randle	Sonny	E	Virginia	1967	83
Randolph	Alvin	DB	Iowa	1966–70, '74	27

Last	First	Position	College	Years	Jersey #
Rasheed	Saleem	LB	Alabama	2002–05	51
Rasley	Rocky	G	Oregon State	1976	63
Rathman	Tom	FB	Nebraska	1986–93	44
Rattay	Tim	QB	Louisiana Tech	2000–05	13
Ray	Ricky	QB	Sacramento State	2001	18
Reach	Kevin	G	Utah	1987	65
Reed	Jeff	K	North Carolina	2010	3
Reed	Joe	QB	Mississippi State	1972–74	13, 19
Reed	Rayshun	CB	Troy State	2004–05	31
Reese	Albert	DT	Grambling	1997–98	71
Reese	Archie	DE	Clemson	1978–81	78
Reid	Bill	C	Stanford	1975	54
Remington	Bill	C	Washington State	1946	23
Renfro	Dick	FB	Washington State	1946	73
Reynolds	Jack	LB	Tennessee	1981–84	64
Rhodes	Bruce	DB	San Francisco State	1976	23
Rhodes	Ray	CB	Tulsa	1980	26
Rice	Jerry	WR	Mississippi Valley St.	1985–00	80
Richard	Kris	S	USC	2005	35
Richardson	Mike	CB	Arizona State	1989	27
Richey	Wade	K	LSU	1998–00	7
Richie	David	DT	Washington	1998–99	93, 94
Ridgle	Elston	DE	Nevada–Reno	1987	96
Ridlon	Jim	HB	Syracuse	1957–62	42
Riley	Preston	WR	Memphis State	1970–72	85
Ring	Bill	RB	Brigham Young	1981–86	30
Rivera	Steve	WR	California	1976–77	80
Roberson	Vern	DB	Grambling	1978	49
Roberts	C.R.	FB	USC	1959–62	28, 32
Roberts	Larry	DE	Alabama	1986–93	91
Robertson	Jamal	RB	Ohio Northern	2002–04	25
Robinson	Jimmy	WR	Georgia Tech	1980	85
Robinson	Michael	RB	Penn State	2006–09	24
Robinson	Trenton	S	Michigan State	2012	30
Robnett	Ed	HB	Texas Tech	1947	71
Roby	Reggie	P	Iowa	1998	4
Rock	Walter	T	Maryland	1963–67	67
Rodgers	Del	RB	Utah	1987–88	25, 35, 46
Rogers	Carlos	CB	Auburn	2011–*	22
Rogers	Doug	DE	Stanford	1986	65
Rohde	Len	T	Utah State	1960–74	76
Roman	Mark	S	LSU	2006–*	26
Romanowski	Bill	LB	Boston College	1988–93	53
Roskie	Ken	FB	South Carolina	1946	74
Rossum	Allen	KR/PR	Notre Dame	2008–09	20
Rubke	Karl	C	USC	1957–60, 62–63, '65	52
Rubio	Angel	DT	Southeast Missouri St.	1998	91
Rucka	Leo	C	Rice	1956	50
Rudolph	Joe	G	Wisconsin	1997	60
Ruhman	Chris	T	Texas A&M	1998	71
Rumph	Mike	CB	Miami (Fla.)	2002–05	24
Runager	Max	P	South Carolina	1984–88	4
Ruskusky	Roy	E	St. Mary's	1946	52
Russell	Damien	S	Virginia Tech	1993	38
Ryan	Sean	TE	Boston College	2008	81

S

Sabuco	Tino	C	San Francisco	1949	24
Sagely	Floyd	E	Arkansas	1954–56	89
Salata	Paul	E	USC	1949–50	55
Salmon	Mike	DB	USC	1996	30
Sanders	Deion	DB	Florida State	1994	21
Sandifer	Bill	DT	UCLA	1974–76	60
Sandifer	Dan	HB	LSU	1950	81
Santos	Todd	QB	San Diego State	1988	7
Sapolu	Jesse	C/G	Hawaii	1983–97	61
Sardisco	Tony	G	Tulane	1956	65
Satterfield	Alf	T	Vanderbilt	1947	48
Saunders	John	DB	Toledo	1974–75	33
Saylor	Jace	DE	Michigan State	2003	77
Schabarum	Pete	HB	California	1951, 53–54	44, 88
Schiechl	John	C	Santa Clara	1947	24
Schlecht	John	DT	Minnesota	2001–02	93

2013 Media Guide

Last	First	Position	College	Years	Jersey #
Schmidt	Henry	T	USC-Trinity (Tex.)	1959-60	74
Schmitt	Ricky	K	Shepherd	2009	2
Schreiber	Larry	RB	Tennessee Tech	1971-75	35
Schulters	Lance	S	Hofstra	1998-01	30
Schwantz	Jim	LB	Purdue	1997	52
Scoggins	Eric	LB	USC	1982	63
Scotti	Ben	HB	Maryland	1964	28, 48
Scrafford	Kirk	OL	Montana	1995-98	76
Seabron	Thomas	LB	Michigan	1979-80	53
Seal	Paul	TE	Michigan	1977-79	85
Seigler	Richard	LB	Oregon State	2004-05	54
Serwanga	Wasswa	CB	UCLA	1999	43
Setzer	Bobby	DE	Boise State	2001-02	90
Sharkey	Ed	G	Duke/Nevada-Reno	1955-56	63
Shaw	Charles	G	Oklahoma State	1950	31
Shaw	Josh	DT	Michigan State	2002	93
Shell	Todd	LB	Brigham Young	1984-87	90
Shelley	Jo Nathan	CB	Mississippi	1987	30
Sheriff	Stan	LB	Cal Poly-SLO	1956-57	50
Sherrard	Mike	WR	UCLA	1989-92	88
Shields	Billy	T	Georgia Tech	1984	67
Shoener	Hal	E	Iowa	1948-50	52
Shumann	Mike	WR	Florida State	1978-79, '81	84
Shumon	Ron	LB	Wichita State	1979	50
Sieminski	Charlie	T	Penn State	1963-65	65
Siglar	Ricky	G/T	San Jose State	1990	63
Silas	Sam	DE	Southern Illinois	1969-70	78
Simonton	Ken	RB	Oklahoma State	2004	30
Simpson	Mike	DB	Houston	1970-73	38
Simpson	O.J.	RB	USC	1978-79	32
Sims	Barry	T	Utah	2008-10	65
Singleton	Nate	WR	Grambling	1993-96	88
Singleton	Ron	T	Grambling	1977-80	67
Sitko	Emil	HB	Notre Dame	1950	82
Skaugstad	Daryle	DT	California	1983	78
Slaughter	T.J.	LB	Southern Mississippi	2006	52
Smerlas	Fred	NT	Boston College	1990	76
Smiley	Justin	G	Alabama	2004-07	65
Smith	Aldon	LB	Missouri	2011-*	99
Smith	Alex	QB	Utah	2005-12	11
Smith	Artie	DL	Louisiana Tech	1993-94	95
Smith	Charles	E	Abilene Christian	1956	80
Smith	Corey	DE	North Carolina State	2004-05	58, 71
Smith	Derek	LB	Arizona State	2001-07	50
Smith	Ernie	HB	Compton J.C.	1955-56	42
Smith	Frankie	CB	Baylor	1996-97	27, 29
Smith	George	C	California	1947	23, 25
Smith	Irv	TE	Notre Dame	1998	82
Smith	J.D.	HB	North Carolina A&T	1956-64	24
Smith	Jerry	G	Wisconsin	1952-53	69
Smith	Justin	DT	Missouri	2008-*	94
Smith	Keith	CB	McNeese State	2009	20
Smith	Noland	RB	Tennessee State	1969	1
Smith	Paul	RB	UTEP	2000-02	27
Smith	Reggie	CB	Oklahoma	2008-11	30
Smith	Steve	E	Michigan	1966-67	86
Smith	Trent	TE	Oklahoma	2005	48
Smith	Troy	QB	Ohio State	2010	1
Snead	Norman	QB	Wake Forest	1974-75	16
Sniadecki	Jim	LB	Indiana	1969-73	58
Snyder	Adam	T/G	Oregon	2005-11, 13	68
Solomon	Freddie	WR	Tampa	1978-85	88
Soltau	Gordy	E	Minnesota	1950-58	51, 82
Sopoaga	Isaac	NT	Hawaii	2004-12	90
Sparks	Dave	G	South Carolina	1951	39, 68
Spence	Julian	HB	Sam Houston	1957	40
Spencer	Shawntae	CB	Pittsburgh	2004-11	36
Spikes	Takeo	LB	Auburn	2008-10	51
Spillman	C.J.	S	Marshall	2010-*	27
Spurlock	Micheal	WR	Mississippi	2009	18
Spurrier	Steve	QB	Florida	1967-75	11
St. Clair	Bob	T	San Francisco-Tulsa	1953-64	69
Staley	Joe	T	Central Michigan	2007-*	74
Standifer	Bob	NT	Tenn.-Chattanooga	1987	79

Last	First	Position	College	Years	Jersey #
Standlee	Norm	FB	Stanford	1946-52	32, 72
Stanley	Chad	P	Stephen F. Austin	1999-00	4
Stanley	Matt	FB	UCLA	2004	44
Steitz	Nick	G	Oregon	2006	74
Stenstrom	Steve	QB	Stanford	1999	18
Stephenson	Milford	G/T	Kansas State	2001-02	64
Steptoe	Jack	WR	Utah	1978	87
Stevens	Mark	QB	Utah	1987	7
Stewart	Daleroy	DT	Southern Mississippi	2004	64
Stewart	Quincy	LB	Louisiana Tech	2001-02	54
Stickles	Monty	E	Notre Dame	1960-67	85
Stidham	Howard	LB	Tennessee Tech	1977	58
Stits	Bill	DB	UCLA	1957-58	20
Stokes	J.J.	WR	UCLA	1995-02	83
Stolhandske	Tom	LB	Texas	1955	86
Stone	Ron	G	Boston College	2002-03	65
Stover	Jeff	DE	Oregon	1982-88	72
Streets	Tai	WR	Michigan	1999-03	89
Strickland	Bishop	FB	South Carolina	1951	75
Strickland	Donald	CB	Colorado	2006-08	30
Strong	Frank	LB	USC	2002	58
Strong	Jim	RB	Houston	1970	28
Stroth	Vince	T	Brigham Young	1985	60
Strzykalski	John	HB	Marquette	1946-52	45
Stubblefield	Dana	DT	Kansas	1993-97, 2001-02	94
Stubbs	Daniel	DE	Miami (Fla.)	1988-89	96
Stuckey	Jim	DE	Clemson	1980-85	79
Sullivan	Bob	HB	Holy Cross	1948	94
Sullivan	John	S	California	1987	43
Susoeff	Nick	E	Washington State	1946-49	58
Sutherland	Vinny	KR/HB	Purdue	2001, '02 (P)	14, 25, 85
Sutro	John	T	San Jose State	1962	68
Suttle	Jason	CB	Wisconsin	2001	35
Swain	Brett	WR	San Diego State	2011	18
Swift	Justin	TE	Kansas State	2000-02	88
Swinford	Wayne	DB	Georgia	1965-67	23
Sydney	Harry	FB	Kansas	1987-91	24

T

Tamm	Ralph	G	West Chester	1992-94	64
Tanner	Hamp	T	Georgia	1951	46, 77
Tausch	Terry	G	Texas	1989	66
Tautolo	Terry	LB	UCLA	1980-81	50
Taylor	Brian	S	Oregon State	1993	47
Taylor	Bruce	CB	Boston	1970-77	44
Taylor	Curtis	S	Louisiana State	2009-10	28
Taylor	John	WR	Delaware State	1986-95	82
Taylor	Roosevelt	S	Grambling	1969-71	25
Teresa	Tony	HB	San Jose State	1958	26
Thomas	Aaron	E	Oregon State	1961	89
Thomas	Chris	WR	Cal Poly-SLO	1995	89
Thomas	Chuck	C	Oklahoma	1987-92	60
Thomas	Edward	LB	Georgia Southern	2000	52
Thomas	Jimmy	RB	Texas-Arlington	1969-73	24
Thomas	John	T	Pacific	1958-67	78
Thomas	Lynn	DB	Pittsburgh	1981-82	28
Thomas	Mark	DE	North Carolina State	1992-95	72
Thompson	Tommy	P	Oregon	1995-98	3
Thornburg	Jeremy	S	Northern Arizona	2005	45
Thornton	Bruce	CB	Georgia	2005	26
Thornton	Rupe	G	Santa Clara	1946-47	35, 46
Threadgill	Bruce	S	Mississippi State	1978	23
Tidwell	Billy	HB	Texas A&M	1954	24
Tillman	Spencer	HB	Oklahoma	1989-91	23
Times	Kenny	DT	Southern	1980	60
Titchenal	Bob	E	San Jose State	1946	51
Tittle	Y.A.	QB	LSU	1951-60	14, 64
Tolzien	Scott	QB	Wisconsin	2011-12	3
Toneff	Bob	T	Notre Dame	1952, 54-59	62, 74
Torretta	Gino	QB	Miami (Fla.)	1996	13
Torrey	Andre	LB	Arizona	2006	55
Trimble	Wayne	DB	Alabama	1967	24
Tubbs	Jerry	LB	Oklahoma	1958-59	50

2013 Media Guide

Last	First	Position	College	Years	Jersey #
Tubbs	Winfred	LB	Texas	1998–00	55
Tucker	B.J.	CB	Wisconsin	2005–07	22, 30
Tucker	Bill	RB	Tennessee A&I	1967–70	45
Tuiasosopo	Manu	DT	UCLA	1984–86	78
Tukuafu	Will	DT	Oregon	2010–*	92
Turner	Keena	LB	Purdue	1980–90	58
Turner	Odessa	WR	Northwestern Louisiana	1992–93	86
Tyler	Wendell	RB	UCLA	1983–86	26

U

Ulbrich	Jeff	LB	Hawaii	2000–09	53
Ulmer	Artie	LB	Valdosta State	2000	50
Uwaezuoke	Iheanyi	WR	California	1996–98	89

V

Van Doren	Bob	E	USC	1953	89
Vanderbundt	Skip	LB	Oregon State	1968–77	52
Varajon	Mike	FB	Toledo	1987	48
Vardell	Tommy	RB	Stanford	1996, '99	44
Vaughan	Ruben	DT	Colorado	1979	72
Vaughn	Vickiel	S	Arkansas	2006	32
Vaught	Ted	E	Texas Christian	1953	89
Veris	Garin	DE	Stanford	1992	93
Vetrano	Joe	HB	Southern Mississippi	1946–49	82
Vincent	Ted	DT	Wichita State	1979–80	66, 75
Visger	George	DT	Colorado	1980	63
Vollenweider	Jim	FB	Miami (Fla.)	1962–63	33

W

Wagner	Lowell	HB	USC	1949–53, '55	42, 92
Walker	Aaron	TE	Florida	2003–05	49
Walker	Adam	RB	Pittsburgh	1992–95	27
Walker	Darnell	CB	Oklahoma	1997–99	38
Walker	Delanie	TE	Central Missouri	2006–12	46
Walker	Derek	DT	Illinois	2009	78
Walker	Elliott	RB	Pittsburgh	1978	35
Walker	Val Joe	HB	Southern Methodist	1957	44
Wallace	Bev	QB	Compton J.C.	1947–49	64
Wallace	Cody	C	Texas A&M	2008–09	59
Wallace	Steve	T	Auburn	1986–96	74
Walls	Wesley	TE	Mississippi	1989–93	89
Walter	Mike	LB	Oregon	1984–93	99
Ward	Chad	G	Washington	2001	68
Ware	Kevin	TE	Washington	2004	47
Warren	Terrance	WR	Hampton	1995	19
Washington	Dave	LB	Alcorn A&M	1975–77	50
Washington	Gene	WR	Stanford	1969–77	18
Washington	Marvin	DE	Idaho	1997, 99	95
Washington	Ted	NT/DE	Louisville	1991–93	97
Washington	Tim	CB	Fresno State	1982	46
Washington	Vic	RB	Wyoming	1971–73	22
Waters	Bob	QB	Presbyterian	1960–64	11
Watson	John	T	Oklahoma	1971–76	67
Watters	Ricky	RB	Notre Dame	1991–94	32
Waymer	Dave	DB	Notre Dame	1990–91	43
Weaver	Jed	TE	Oregon	2003	88
Webb	Jimmy	DT	Mississippi State	1975–80	74
Webster	Jason	CB	Texas A&M	2000–03	36
Weinke	Chris	QB	Florida State	2007	17
Wells	Mike	TE	San Diego State	1987	40
Wells	Ray	LB	Arizona	2004–05	59
Wersching	Ray	K	California	1977–87	14
Wesley	Joe	LB	LSU	1999	56
West	Robert	WR	San Diego State	1974	85
Westbrook	Brian	RB	Villanova	2010	20
White	Bob	HB	Stanford	1951–52	25, 85
Whiting	Brandon	DE	California	2004	94
Whitmore	David	S	Stephen F. Austin	1991–92	41
Whitner	Donte	S	Ohio State	2011–*	31
Wilcox	Dave	LB	Oregon	1964–74	64
Wilhelm	Matt	LB	Ohio State	2009	57
Wilhoite	Michael	LB	Washburn	2012–*	57

Last	First	Position	College	Years	Jersey #
Wilkerson	Jerry	DE	Oregon State	1980	60, 66
Wilkins	David	LB	Eastern Kentucky	1992	66
Wilkins	Gabe	DE	Gardner–Webb	1998–99	98
Wilkins	Jeff	K	Youngstown State	1995–96	14
Wilks	Greg	LB	Montana State	1987	99
Willard	Ken	FB	North Carolina	1965–73	40
Williams	Alfred	DE	Colorado	1995	91
Williams	Andrew	DE	Miami (Fla.)	2003–05	94, 99
Williams	Brandon	WR	Wisconsin	2006–07	17, 81
Williams	Chad	S	Southern Mississippi	2006	25
Williams	Dave	RB	Colorado	1977–78	30
Williams	Delvin	RB	Kansas	1974–77	24
Williams	Gerard	DB	Langston	1979–80	29
Williams	Herb	CB	Southern	1980	23
Williams	Howie	HB	Howard	1963	28
Williams	Ian	NT	Notre Dame	2011–*	93
Williams	James	LB	Mississippi State	1997–98	27
Williams	James	DB	Fresno State	1996	53
Williams	Jamie	TE	Nebraska	1989–93	81
Williams	Jimmy	CB	Vanderbilt	2001–04	23
Williams	John	HB	USC	1954	25
Williams	Joel	C	Texas	1948	22
Williams	Kevin	WR/KR	Miami (Fla.)	2000	82
Williams	Kyle	WR	Arizona State	2010–*	10
Williams	Madieu	S	Maryland	2011	20
Williams	Melvin	DE	Kansas State	2004	71
Williams	Michael	CB	UCLA	1995	45
Williams	Newton	RB	Arizona State	1982	45
Williams	Renauld	LB	Hofstra	2005–06	59
Williams	Robert	CB	North Carolina	1999	24
Williams	Roy	T	Pacific	1963–64	66
Williams	Vince	FB	Oregon	1982–83	40
Williamson	Carlton	S	Pittsburgh	1981–88	27
Willig	Matt	T	USC	2000–02	77
Willis	Jamal	RB	Brigham Young	1995–96	24
Willis	Patrick	LB	Mississippi	2007–*	52
Wilmsmeyer	Klaus	P	Louisville	1992–94	10
Wilson	Billy	E	San Jose State	1951–60	52, 84
Wilson	Jim	G	Georgia	1965–66	63
Wilson	Troy	DE	Pittsburg State	1993–94, 2001	71, 92
Wilson	Karl	DL	LSU	1993	77
Wilson	Jerry	LB	Auburn	1960	82
Wilson	Cedrick	WR	Tennessee	2001–04	84
Wilson	Mike	WR	Washington State	1981–90	85
Winborn	Jamie	LB	Vanderbilt	2001–05	55
Windsor	Bob	E	Kentucky	1967–71	89
Winston	Lloyd	FB	USC	1962–63	32
Wismann	Pete	LB	St. Louis	1949–52, 54	22, 52
Witcher	Dick	E	UCLA	1966–73	34, 88
Wittenborn	John	G	Southeast Missouri	1958–60	66
Wittum	Tom	P	Northern Illinois	1973–77	13
Woitt	John	DB	Mississippi State	1968–69	48
Wondolowski	Bill	WR	Eastern Montana	1969	33
Woodall	Lee	LB	West Chester	1994–99	54
Woods	Don	RB	New Mexico	1980	47
Woods	Rashaun	WR	Oklahoma State	2004–05	81
Woodson	Rod	CB	Purdue	1997	26
Woodson	Abe	HB	Illinois	1958–64	40
Woudenberg	John	T	Denver	1946–49	41
Wragge	Tony	G	New Mexico State	2005–10	69
Wright	Eric	CB	Missouri	1981–90	21
Wynn	DeShawn	RB	Florida	2010	29

Y

Yonamine	Wally	HB	Farrington High (HI.)	1947	94
Young	Steve	QB	Brigham Young	1987–99	8
Young	Charle	TE	USC	1980–82	86
Young	Bryant	DT	Notre Dame	1994–07	97
Youngelman	Sid	T	Alabama	1955	77
Yowarsky	Walt	C	Kentucky	1958	58

Z

Zamlynski	Zigmond	HB	Villanova	1946	71
Zeigler	Dominique	WR	Baylor	2008, 2010	17
Zelenka	Joe	LS	Wake Forest	1999	52
Zendejas	Tony	K	Nevada	1995	7

ALL-TIME PRACTICE SQUAD ROSTER SINCE 1993

A

Last	First	Position	College	Years
Adams	Mike	FS	Delaware	2004
Alcorn	Zac	TE	Black Hills State	2007
Allen	Bosley	WR	North Carolina	2003
Allen	Brian	RB	Stanford	2005
Amundson	Allan	RB	Oregon	2003
Anderson	Morris	WR	Baylor	1999
Anelli	Mark	TE	Wisconsin	2002
Archibald	Ben	T	Brigham Young	2003
Armstrong	Antonio	DE	Texas A&M	1995

B

Last	First	Position	College	Years
Bakhtiari	Eric	LB	San Diego	2008, 2010
Barton	Kirk	T	Ohio State	2009
Bateman	Eric	T	Brigham Young	1998
Beeler	Chase	C	Stanford	2011
Bell	Shonn	TE	Virginia–Wise	2000
Bing	Darnell	OLB	Southern California	2007
Birdine	Larry	DE	Oklahoma	2008
Blades	Al	DB	Miami	2001
Blevins	Tony	FS	Kansas	1998
Boone	Alex	T	Ohio State	2009
Bradford	Mark	WR	Stanford	2008
Bradley	Mario	DB	Southern California	1997
Branch	Darrick	WR	Hawaii	1995
Brewer	C.J.	WR	Wyoming	2006
Briggs	Diyral	OLB	Bowling Green	2009
Bristol	Mark	T	Mansfield	2001
Brock	Tramaine	CB	Belhaven	2010
Brown	Darwin	CB	Texas Tech	1999
Brown	Jarrett	QB	West Virginia	2010
Browning	Alfonzo	WR	Kentucky	1994–95
Bruce	Arland	WR	Minnesota	2003
Bryant	Junior	DT	Notre Dame	1994
Burnett	Bryce	TE	San Jose State	1994
Burnett	Martail	DE	Utah	2009
Butler	Carson	TE	Michigan	2009
Bykowski	Carter	T	Iowa State	2013

C

Last	First	Position	College	Years
Caldwell	Mike	WR	California	1994–95
Carr	William	DT	Michigan	2000
Carrier	Derek	TE	Beloit	2013
Carter	Dwight	WR	Hawaii	2000
Carter	Eric	DB	Knoxville	1996
Caulcrick	Jehuu	RB	Michigan State	2010
Childress	O.J.	LB	Clemson	2000
Clayton	Carey	C	Texas–El Paso	2001
Clayton	Thomas	RB	Kansas State	2007–08
Cloherly	Colin	TE	Brown	2010
Cloman	Scott	WR	Southern U.	2002–03
Coleman	Herbert	DE	Trinity, Ill.	1995
Collins	Dobson	WR	Gardner–Webb	2009
Cooper	Josh	DE	Mississippi	2004
Cooper	Roger	LB	Montana State	2005
Crecion	Gabe	TE	UCLA	2004
Cunningham	Alonzo	G	Iowa	2003–04
Curry	Markus	CB	Michigan	2007

D

Last	First	Position	College	Years
Dahl	Harvey	G	Nevada	2005, 2007
Davis	Bruce	OLB	UCLA	2010, 2012
Davis	Ennis	DT	Southern California	2001
Davis	Jerome	T	Minnesota	2002–03
Davis	Nate	QB	Ball State	2010
Davison	Jerone	RB	Arizona State	1995
Dildine	Steve	LB	Washington State	2007
Divens	Lamar	DL	Tennessee State	2012
Doman	Brandon	QB	Brigham Young	2004
Draft	Chris	OLB	Stanford	1999
Duckett	Damane	DT	East Carolina	2006–07

E

Last	First	Position	College	Years
Eiland	Deandre	S	South Carolina	2005
Ellison	Atiyah	DT	Missouri	2008
Elmore	Ricky	LB	Arizona	2011
Emanuel	Ben	S	UCLA	2005
Estrada	Sean	T	Pennsylvania	2007

F

Last	First	Position	College	Years
Farris	Jimmy	WR	Montana	2001
Feugill	John	T	Maryland	2002
Fields	Chafie	WR	Penn State	2000
Finley	Joe Jon	TE	Oklahoma	2008–09
Fleck	P.J.	WR	Northern Illinois	2004
Fontaine	Jamal	DE	Washington	1994
Fulton	Xavier	T	Illinois	2010

G

Last	First	Position	College	Years
Gentry	Josh	LB	Indianapolis	2000
Grant	Bakari	WR	California–Davis	2010
Grant	Larry	LB	Ohio State	2008
Grieb	Mike	TE	UCLA	1999

H

Last	First	Position	College	Years
Hairston	Jason	LB	California–Davis	1995
Hall	Chad	WR	Air Force	2012
Hall	Derek	T	Stanford	2011
Hall	Lamont	TE	Clemson	1999
Hamdan	Gibran	QB	Indiana	2006
Hampton	Jewel	RB	Southern Illinois	2013
Hannon	Chris	WR	Tennessee	2008
Hanson	Joselio	CB	Texas Tech	2003
Harden	Michael	CB	Missouri	2005
Harris	Mark	WR	Stanford	1996
Hastings	Joe	WR	Washburn	2011
Heard	Ronnie	S	Mississippi	2000
Herold	Zac	TE	Nebraska–Omaha	2007
Herrion	Thomas	G	Utah	2004
Herzing	Adam	WR	Cal Poly	2003
Hicks	Maurice	RB	North Carolina A&T	2004
Hill	Kahlil	WR	Iowa	2003
Hoffman–Ellis	Alex	LB	Washington State	2012
Holloway	Menson	DE	Texas–El Paso	2001
Holmes	Louis	DE	Arizona	2008
Hopson	Tyrone	G	Eastern Kentucky	2000
Howell	Nick	T	Southern California	2010
Hunter	Brice	WR	Georgia	1996

2013 Media Guide

I				
Last	First	Position	College	Years
Isom	Jasen	FB	Western Illinois	2002–03
Ivlow	John	RB	Colorado State	1994
Iwuchukwu	Bobby	LB	Purdue	2006

J				
Last	First	Position	College	Years
Jacobs	Chuck	WR	Utah State	2013
Jarrett	Craig	P	Michigan State	2002
Jensen	Erik	TE	Iowa	2004
Jerod–Eddie	Tony	DT	Texas A&M	2012
Johnson	Ian	RB	Boise State	2011
Johnson	Cam	LB	Virginia	2012
Jones	Colin	FS	Texas Christian	2011
Jones	Jim	G	Notre Dame	2005
Jordan	James	WR	Louisiana Tech	2002–03
Josue	Steve	LB	Carson–Newman	2004
Jurovich	Kevin	WR	San Jose State	2010

K				
Last	First	Position	College	Years
Katnik	Norm	G	Southern California	2005
Keasey	Zak	FB	Princeton	2005–07
Keith	John	S	Furman	2002–03
Keneley	Matt	DT	Southern California	1999–00
Kobdich	Josh	T	Fresno State	1999
Kopa	Matt	T	Stanford	2010
Kristick	Keaton	LB	Oregon State	2010
Kuehl	Ryan	LS	Virginia	1995

L				
Last	First	Position	College	Years
Lamb	Marc	T	Montana	1997
Landolt	Dennis	G	Penn State	2010
Landry	Michael	DE	Southern U.	2003–04
Lattimore	Keon	RB	Maryland	2009
Ledford	Dwayne	C	East Carolina	1999
Lee	Austin	DE	Stanford	2002–03
LeGree	Mark	DB	Appalachian State	2011
Lewis	Jermaine	WR	Western Michigan	2003
Lewis	Jonas	RB	San Diego State	2000
Lockett	Aaron	WR	Kansas State	2002
Lockett	Ricardo	WR	Fort Valley State	2012
Long	Lance	WR	Mississippi State	2010

M				
Last	First	Position	College	Years
Malveaux	Kelly	CB	Arizona	1998
Manuel	Sam	LB	New Mexico State	1996
Maragos	Chris	DB	Wisconsin	2010
Masifilo	Matthew	DT	Stanford	2012
Matthews	John	WR	San Diego	2011
Maxwell	Marcus	WR	Oregon	2005–06
McGuirk	Pat	DB	Cal Poly	1995–96
McKenzie	Kevin	WR	Washington State	1998
Miller	Brit	FB	Illinois	2009
Mincey	Jeremy	DE	Florida	2006
Miranda	Paul	CB	Central Florida	2000
Mitchell	Khalif	DT	East Carolina	2009
Moore	Jason	FS	San Diego State	2000
Morris	Darryl	CB	Texas State	2013

N				
---	--	--	--	--

Last	First	Position	College	Years
Nelms	Cory	DB	Miami	2011
Netter	Al	G	Northwestern	2012
Newberry	Jared	LB	Stanford	2006
Noble	Brandon	DT	Penn State	1997–98

O				
Last	First	Position	College	Years
Olivo	Brock	FB	Missouri	1998
Olson	Drew	QB	UCLA	2007
Omameh	Patrick	G	Michigan	2013
Omon	Xavier	RB	Northwest Missouri St.	2010–11

P				
Last	First	Position	College	Years
Palmer	Nathan	WR	Northern Illinois	2012
Parks	Nathan	C	Stanford	2001
Pay	Garry	C	Brigham Young	1994
Peters	Scott	C	Arizona State	2004
Pitts	Stephen	RB	Penn State	1996
Posey	Jeff	OLB	Southern Mississippi	1997
Provost	Tim	T	San Jose State	2004
Purcell	Mike	NT	Wyoming	2013

R				
Last	First	Position	College	Years
Rabb	Jerard	WR	Boise State	2007
Rabe	Russel	DE	Minnesota–Duluth	2006
Radovich	Drew	T	Southern California	2009
Reed	Rayshun	DB	Troy	2004
Reese	Albert	DT	Grambling	1996–97
Reese	Marcus	LB	UCLA	2003
Renteria	D.J.	DT	New Mexico	2004
Reuland	Konrad	TE	Stanford	2011
Richie	David	DT	Washington	1998
Rodgers	Cory	WR	Texas Christian	2006
Roland	Justin	LB	Kansas State	2008
Rubio	Angel	DE	S.E. Missouri	1998
Rutherford	Reynard	RB	California	1996–97

S				
Last	First	Position	College	Years
Salmon	Mike	DB	Southern California	1996
Sanders	Darryl	DE	Virginia	2002
Scaccia	Fabrizio	K	No College	2010
Scharff	Scott	DE	Stanford	2005
Serwanga	Wasswa	CB	UCLA	1999
Shaw	Josh	DT	Michigan State	2003
Shearer	Curtis	WR	San Diego State	1996–97
Sheets	Kory	RB	Purdue	2009
Simmons	Monte	LB	Kent State	2011
Simonton	Ken	RB	Oregon State	2004
Smith	Harrison	DB	California	2006
Smith	Jonathan	RB	Washington State	2004
Smith	Trent	TE	Oklahoma	2005
Smith	Tyrene	DB	Baylor	1996, 1998
Smith	Tyson	LB	Iowa State	2007
Sobieski	Ben	G	Iowa	2005
Stanley	Matt	FB	UCLA	2004
Stanley	Ronald	LB	Michigan State	2005
Steele	Ben	TE	Mesa State	2002
Stephenson	Milford	T	Kansas State	2001
Stewart	Carl	RB	Auburn	2008
Strickland	Vernon	LB	Georgia Tech	1998
Suisham	Shaun	K	Bowling Green	2006
Swaggert	Brent	T	Montana State	2004
Swanson	Pete	G	Stanford	1999
Swift	Justin	TE	Kansas State	1999

T

Last	First	Position	College	Years
Taylor	Curtis	S	Louisiana State	2012
Taylor	Kerry	WR	Arizona State	2011
Tenner	Jason	DT	Villanova	1999
Thomas	Edward	OLB	Georgia Southern	2000
Thomas	Michael	S	Stanford	2012–13
Thornton	Bruce	CB	Georgia	2005
Thornton	Carlos	DE	Alcorn State	1997
Toledo	Joe	T	Washington	2008
Toliver	Antoine	WR	Bethune–Cookman	2002
Treaudo	Ahmad	CB	Southern U.	2005
Tucker	B.J.	CB	Wisconsin	2005–06
Tukuafu	Will	DE	Oregon	2010

U

Last	First	Position	College	Years
Ulmer	Artie	OLB	Valdosta State	2000

W

Last	First	Position	College	Years
Wallace	Larry	WR	Southern California	1994
Washington	Mark	LB	Texas State	2007
Washington	Tavares	T	Florida	2006–07
Wesley	Joe	LB	Louisiana State	1999
Whitley	Eddie	CB	Virginia Tech	2012
Wiggins	Kenny	T	Fresno State	2012
Wilder	Sam	T	Colorado	2005–06
Wilhoite	Michael	LB	Washburn	2011–12
Williams	Brad	C	Notre Dame	2001
Williams	Jimmy	CB	Vanderbilt	2001
Williams	Michael	DB	UCLA	1995
Williams	Renauld	LB	Hofstra	2005–06
Wishom	Jerron	DB	Louisiana Tech	2006
Wright	Rodney	WR	Fresno State	2009
Wright–Fair	Shaumbe	RB	Washington State	1994
Wynn	DeShawn	RB	Florida	2010

Y

Last	First	Position	College	Years
Yates	Max	LB	Marshall	2004

Z

Last	First	Position	College	Years
Zeigler	Dominique	WR	Baylor	2007–09
Zeigler	Doug	TE	Mississippi	2004

ALL-TIME UNDRAFTED FREE AGENTS TO MAKE THE ROSTER

1994

Last	First	Position	College	Years
Barber	Rudy	G	Miami	1994
Carolan	Brett	TE	Washington State	1994

1995

Last	First	Position	College	Years
Willis	Jamal	RB	Brigham Young	1995

1996

Last	First	Position	College	Years
Benefield	Daved	LB	Cal State–Northridge	1996
Fiore	Dave	G	Hofstra	1996
Harris	Mark	WR	Stanford	1996

1997

Last	First	Position	College	Years
Bradford	Vince	LB	Arkansas	1997
Bronson	Zack	FS	McNeese State	1997

1998

Last	First	Position	College	Years
Blevins	Tony	FS	Kansas	1998
Hobgood–Chittick	Nate	DT	North Carolina	1998
Richey	Wade	K	Louisiana State	1998

1999

Last	First	Position	College	Years
Dercher	Dan	T	Kansas	1999
Garcia	Jeff	QB	San Jose State	1999
Ledford	Dwayne	C	East Carolina	1999
Stanley	Chad	P	Stephen F. Austin	1999
Wesley	Joe	LB	Louisiana State	1999
Zelenka	Joe	LS	Wake Forest	1999

2000

Last	First	Position	College	Years
Dunlap	London	DE	Texas Christian	2000
Dupree	Terrence	TE	Duke	2000
Heard	Ronnie	SS	Mississippi	2000
Killings	Cedric	DT	Carson–Newman	2000
Lewis	Jonas	RB	San Diego State	2000
Thomas	Edward	OLB	Georgia Southern	2000

2001

Last	First	Position	College	Years
Baker	Jason	P	Iowa	2001
Blades	Al	DB	Miami	2001
Costa	Dave	G	Wisconsin	2001
Elam	Shane	OLB	Mississippi	2001
McCurley	Jeff	C	Pittsburgh	2001
Ray	Ricky	QB	Sacramento State	2001
Schlecht	John	DT	Minnesota	2001
Stephenson	Milford	T	Kansas State	2001
Stewart	Quincy	ILB	Louisiana Tech	2001

2002

Last	First	Position	College	Years
Moore	Brandon	ILB	Oklahoma	2002
Osika	Craig	G	Indiana	2002
Robertson	Jamal	RB	Ohio Northern	2002
Strong	Frank	OLB	Southern California	2002

2003

Last	First	Position	College	Years
Carpenter	Dwaine	FS	North Carolina A&T	2003

2004

Last	First	Position	College	Years
Adams	Mike	FS	Delaware	2004
Cooper	Josh	DE	Mississippi	2004
Fleck	P.J.	WR	Northern Illinois	2004
Reed	Rayshun	DB	Troy	2004

2005

Last	First	Position	College	Years
Amey	Otis	WR	Sacramento State	2005
Dahl	Harvey	G	Nevada	2005
Thornburg	Jeremy	FS	Northern Arizona	2005

2009

Last	First	Position	College	Years
Miller	Brit	FB	Illinois	2009
Briggs	Diyral	OLB	Bowling Green	2009
Walker	Derek	DE	Illinois	2009

2010

Last	First	Position	College	Years
Brock	Tramaine	CB	Belhaven	2010
Joseph	Alex	LB	Temple	2010
Kristick	Keaton	LB	Oregon State	2010
Maragos	Chris	DB	Wisconsin	2010
Tukuafu	Will	DE	Oregon	2010

2011

Last	First	Position	College	Years
Bogan	Dontavia	WR	South Florida	2011
Dobbs	Demarcus	DE	Georgia	2011
Hastings	Joe	WR	Washburn	2011
Tolzien	Scott	QB	Wisconsin	2011
Williams	Ian	NT	Notre Dame	2011

2012

Last	First	Position	College	Years
Celek	Garrett	TE	Michigan State	2012
Hampton	Jewel	RB	Southern Illinois	2012
Jerod–Eddie	Tony	DT	Texas A&M	2012

2013

Last	First	Position	College	Years
McDermott	Kevin	LS	UCLA	2013

49ERS STARTERS

1950

Offense

LE	51	Gordy Soltau/ 52 Hal Shoener/ 59 Alex Loyd
LT	41	Don Campora/ 40 Harley Dow
LG	37	Homer Hobbs/ 42 Leo Nomellini
C	23	Bill Johnson
RG	33	Bruno Banducci/ 31 Charles Shaw
RT	46	Clay Matthews/ 43 Ray Collins
RE	53	Alyn Beals
QB	63	Frank Albert
LHB	83	Sam Cathcart/ 93 Jim Cason/ 82 Emil Sitko
RHB	91	John Strzykalski
FB	74	Joe Perry/ 72 Norm Standlee

Defense

LE	52	Hal Shoener
LT	42	Leo Nomellini
MG	34	Visco Grgich
RT	43	Ray Collins
RE	54	Gail Bruce
LLB	71	Verl Lillywhite
MLB	22	Pete Wismann
RLB	72	Norm Standlee/ 73 Don Burke
LW	83	Sam Cathcart
RW	92	Lowell Wagner
S	62	Jim Powers

1951

Offense

LE	51	Gordy Soltau/ 53 Alyn Beals
LT	43	Ray Collins/ 42 Leo Nomellini
LG	37	Nick Feher/ 38 Don Burke
C	23	Bill Johnson
RG	33	Bruno Banducci
RT	42	Leo Nomellini/ 43 Ray Collins
RE	58	Billy Wilson/ 53 Alyn Beals
QB	63	Frank Albert/ 64 Y.A. Tittle
LHB	81	Verl Lillywhite
RHB	91	John Strzykalski/ 88 Pete Schabarum
FB	74	Joe Perry/ 72 Norm Standlee

Defense

LE	47	Ed Henke
LT	43	Ray Collins/ 42 Leo Nomellini
MG	34	Visco Grgich/ 45 Al Carapella/ 32 Bob Downs
RT	42	Leo Nomellini/

43	Ray Collins	
RE	54	Gail Bruce
LLB	72	Norm Standlee/ 62 Jim Powers
MLB	73	Hardy Brown
RLB	22	Pete Wismann/ 81 Verl Lillywhite/ 38 Don Burke
LW	62	Jim Powers/ 83 Rex Berry
RW	92	Lowell Wagner
S	93	Jim Cason

1952

Offense

LE	82	Gordy Soltau/ 85 Bill Jessup/ 24 J.R. Boone
LT	62	Bob Toneff
LG	69	Jerry Smith/ 67 Nick Feher
C	53	Bill Johnson/ 52 Pete Wismann
RG	63	Bruno Banducci
RT	73	Leo Nomellini
RE	84	Billy Wilson
QB	13	Frank Albert/ 14 Y.A. Tittle
LHB	22	Joe Arenas/ 24 J.R. Boone/ 82 Gordy Soltau
RHB	39	Hugh McElhenny
FB	34	Joe Perry

Defense

LE	89	Ed Henke
LT	73	Leo Nomellini
MG	68	Bob Momsen/ 64 Visco Grgich
RT	75	Al Carapella
RE	83	Pat O'Donahue/ 87 Charlie Powell
LLB	15	Jim Powers
MLB	33	Hardy Brown
RLB	68	Don Burke
LW	23	Rex Berry
RW	42	Lowell Wagner
S	43	Jim Cason/ 28 Sam Cathcart

1953

Offense

LE	82	Gordy Soltau
LT	64	Doug Hogland/ 77 Hal Miller
LG	69	Jerry Smith
C	53	Bill Johnson
RG	63	Bruno Banducci
RT	79	Bob St.Clair
RE	84	Billy Wilson
QB	14	Y.A. Tittle/ 15 Jim Powers
LHB	22	Joe Arenas
RHB	39	Hugh McElhenny
FB	34	Joe Perry

Defense

LE	83	Clay Matthews/ 87 Charlie Powell/ 89 Bob Van Doren
LT	73	Leo Nomellini
MG	62	Art Michalik
RT	75	Al Carapella
RE	87	Charlie Powell/ 89 Bob Van Doren
LLB	36	John Morton/ 66 Don Burke
MLB	33	Hardy Brown
RLB	54	Jack Manley
LH	23	Rex Berry
RH	42	Lowell Wagner/ 22 Joe Arenas
S	45	Fred Bruney/ 15 Jim Powers

1954

Offense

LE	82	Gordy Soltau/ 85 Bill Jessup
LT	64	Doug Hogland
LG	67	Nick Feher
C	53	Bill Johnson/ 56 Pete Brown
RG	63	Bruno Banducci/ 65 Ted Connolly
RT	79	Bob St.Clair
RE	84	Billy Wilson
QB	14	Y.A. Tittle/ 43 Jim Cason
LHB	35	John H. Johnson/ 22 Joe Arenas
RHB	39	Hugh McElhenny/ 85 Bill Jessup
FB	34	Joe Perry

Defense

LE	83	Clay Matthews
LT	73	Leo Nomellini
MG	75	Al Carapella/ 62 Art Michalik/ 69 Bob Hantla
RT	76	Marion Campbell/ 75 Al Carapella
RE	86	Jackson Brumfield
LLB	33	Hardy Brown/ 48 Billy Mixon/ 56 Pete Brown
RLB	74	Bob Toneff/ 48 Billy Mixon/ 66 Don Burke
LW	23	Rex Berry/ 44 Pete Schabarum/ 85 Bill Jessup
RW	22	Joe Arenas/ 44 Pete Schabarum
LS	25	John Williams
RS	43	Jim Cason/ 22 Joe Arenas

1955

Offense

LE	82	Gordy Soltau/ 27 Carroll Hardy
LT	73	Leo Nomellini
LG	64	Doug Hogland/ 65 Eldred Kraemer
C	53	Bill Johnson
RG	68	Lou Palatella/ 63 Ed Sharkey
RT	79	Bob St.Clair
RE	84	Billy Wilson
QB	14	Y.A. Tittle
LHB	22	Joe Arenas/ 35 John H. Johnson/ 47 Dicky Moegle/ 39 Hugh McElhenny
RHB	39	Hugh McElhenny/ 27 Carroll Hardy/ 22 Joe Arenas
FB	34	Joe Perry/ 32 Lem Harkey

Defense

LE	83	Clay Matthews
LT	74	Bob Toneff/ 75 Al Carapella
MG	75	Al Carapella/ 69 Bob Hantla/ 86 Tom Stolhandske
RT	76	Marion Campbell
RE	87	Charlie Powell/ 86 Tom Stolhandske
LLB	55	Matt Hazeltine/ 54 Ed Beatty/ 33 Hardy Brown
RLB	33	Hardy Brown/ 69 Bob Hantla
LW	40	George Maderos/ 57 Paul Carr/ 35 John H. Johnson
RW	49	Bob Luna/ 35 John H. Johnson
LS	23	Rex Berry
RS	47	Dicky Moegle/ 49 Bob Luna/ 42 Ernie Smith

1956

Offense

LE	82	Gordy Soltau/ 86 Clyde Conner
LT	78	Bob Cross/ 75 Ed Henke
LG	74	Bob Toneff/ 64 Ed Sharkey/ 64 Ted Connolly/ 68 Lou Palatella
C	53	Bill Johnson/ 52 George Morris
RG	75	Ed Henke/ 74 Bob Toneff/ 64 Ted Connolly/ 68 Lou Palatella
RT	79	Bob St.Clair
RE	84	Billy Wilson

QB	14	Y.A. Tittle/ 11 Earl Morrall
LHB	39	Hugh McElhenny/ 47 Dicky Moegle
RHB	22	Joe Arenas/ 35 John H. Johnson/ 85 Bill Jessup
FB	34	Joe Perry/ 35 John H. Johnson

Defense

LE	77	Bruce Bosley
LT	73	Leo Nomellini
RT	72	Bill Herchman/ 74 Bob Toneff
RE	87	Charlie Powell/ 75 Ed Henke
LLB	50	Stan Sheriff/ 64 Ed Sharkey/ 50 Leo Rucka
MLB	54	Ed Beatty/ 76 John Gonzaga/ 87 Charlie Powell/ 65 Tony Sardisco
RLB	55	Matt Hazeltine/ 52 George Morris
LW	40	George Maderos/ 57 Paul Carr/ 23 Rex Berry
RW	57	Paul Carr/ 42 Ernie Smith
LS	23	Rex Berry/ 27 Bob Holladay
RS	47	Dicky Moegle/ 45 Fred Bruney

1957

Offense

LE	88	Clyde Conner/ 82 Gordy Soltau/ 39 Hugh McElhenny
LT	78	Bob Cross
LG	68	Lou Palatella/ 77 Bruce Bosley
C	53	Frank Morze
RG	64	Ted Connolly/ 68 Lou Palatella/ 77 Bruce Bosley
RT	79	Bob St.Clair/ 70 Tom Dahms/ 76 John Gonzaga
RE	84	Billy Wilson/ 82 Gordy Soltau
QB	14	Y.A. Tittle/ 12 John Brodie
LHB	39	Hugh McElhenny/ 34 Joe Perry
RHB	27	R.C. Owens
FB	32	Gene Babb/ 34 Joe Perry/ 35 Larry Barnes

Defense

LE	75	Ed Henke
LT	73	Leo Nomellini
RT	72	Bill Herchman
RE	74	Bob Toneff

LLB 55 Matt Hazeltine/
54 Marv Matuszak/
50 Stan Sheriff
MLB 54 Marv Matuszak/
52 Karl Rubke
RLB 87 Charlie Powell/
55 Matt Hazeltine
LW 24 J.D. Smith/
57 Paul Carr
RW 20 Bill Stits
LS 40 Bob Holladay/
42 Jim Ridlon/
44 Val Joe Walker
RS 47 Dicky Moegle/
44 Val Joe Walker

1958

Offense

LE 88 Clyde Conner
LT 78 Bob Cross/
76 John Gonzaga
LG 77 Bruce Bosley/
68 Lou Palatella
C 58 Walt Yowarsky/
53 Frank Morze/
52 Karl Rubke/
68 Lou Palatella
RG 64 Ted Connolly/
66 John Wittenborn
RT 79 Bob St.Clair
RE 84 Billy Wilson/
82 Gordy Soltau/
87 Fred Dugan
QB 12 John Brodie/
14 Y.A. Tittle
LHB 39 Hugh McElhenny
RHB 27 R.C. Owens
FB 34 Joe Perry

Defense

LE 75 Ed Henke
LT 73 Leo Nomellini
MG 52 Karl Rubke/
57 Dennit Morris
RT 72 Bill Herchman
RE 74 Bob Toneff
LLB 54 Marv Matuszak/
50 Jerry Tubbs/
66 John Wittenborn
RLB 55 Matt Hazeltine
LH 80 Jerry Mertens
RH 20 Bill Stits
LS 42 Jim Ridlon/
29 Bill Atkins
RS 29 Bill Atkins/
47 Dicky Moegle/
42 Jim Ridlon

1959

Offense

LE 88 Clyde Conner/
87 Fred Dugan/
27 R.C. Owens/
47 Dicky Moegle
LT 78 John Thomas/
76 John Gonzaga
LG 77 Bruce Bosley/
66 John Wittenborn
C 53 Frank Morze/
52 Karl Rubke
RG 64 Ted Connolly
RE 84 Billy Wilson
QB 14 Y.A. Tittle/
12 John Brodie
LHB 24 J.D. Smith/
39 Hugh McElhenny
RHB 39 Hugh McElhenny/
27 R.C. Owens/
87 Fred Dugan/
24 J.D. Smith
FB 34 Joe Perry/
28 C.R. Roberts
Defense
LE 75 Ed Henke
LT 73 Leo Nomellini
RT 63 Monte Clark/
74 Henry Schmidt/
72 Bill Herchman
RE 70 Charlie Krueger
LLB 33 Clancy Osborne/
52 Karl Rubke
MLB 50 Jerry Tubbs
RLB 55 Matt Hazeltine
LH 80 Jerry Mertens
RH 40 Abe Woodson
LS 25 Dave Baker
RS 44 Eddie Dove

52 Karl Rubke
RG 64 Ted Connolly
RT 79 Bob St.Clair
RE 84 Billy Wilson
QB 14 Y.A. Tittle/
12 John Brodie
LHB 24 J.D. Smith/
39 Hugh McElhenny
RHB 39 Hugh McElhenny/
27 R.C. Owens/
87 Fred Dugan/
24 J.D. Smith
FB 34 Joe Perry/
28 C.R. Roberts

Defense

LE 75 Ed Henke
LT 73 Leo Nomellini
RT 63 Monte Clark/
74 Henry Schmidt/
72 Bill Herchman
RE 70 Charlie Krueger
LLB 33 Clancy Osborne/
52 Karl Rubke
MLB 50 Jerry Tubbs
RLB 55 Matt Hazeltine
LH 80 Jerry Mertens
RH 40 Abe Woodson
LS 25 Dave Baker
RS 44 Eddie Dove

1960

Offense

LE 88 Clyde Conner
LT 78 John Thomas/
63 Monte Clark
LG 77 Bruce Bosley
C 53 Frank Morze/
52 Karl Rubke
RG 62 Mike Magac/
64 Ted Connolly
RT 79 Bob St.Clair/
76 Len Rohde
RE 85 Monty Stickles/
87 Dee Mackey
QB 12 John Brodie/
14 Y.A. Tittle
LHB 39 Hugh McElhenny/
24 J.D. Smith
RHB 27 R.C. Owens/
39 Hugh McElhenny
FB 24 J.D. Smith/
28 C.R. Roberts

Defense

LE 86 Dan Colchico/
63 Monte Clark
LT 73 Leo Nomellini/
74 Henry Schmidt
RT 63 Monte Clark/
53 Frank Morze
RE 70 Charlie Krueger
LLB 83 Gordon Kelley/
33 Clancy Osborne
MLB 54 Bob Harrison/
75 Ed Henke
RLB 55 Matt Hazeltine/
75 Ed Henke
LH 80 Jerry Mertens
RH 40 Abe Woodson

LS 25 Dave Baker/
42 Jim Ridlon
RS 44 Eddie Dove
1961
Offense
LE 89 Aaron Thomas (6)/
88 Clyde Conner (5)
LT 78 John Thomas (14)
LG 77 Bruce Bosley (14)
C 53 Frank Morze (14)
RG 64 Ted Connolly (14)
RT 79 Bob St.Clair (12)/
76 Len Rohde (2)
RE 85 Monty Stickles (14)
QB 12 John Brodie (14)
LHB 24 J.D. Smith (12)/
40 Abe Woodson (2)
RHB 27 R.C. Owens (13)
FB 32 C.R. Roberts.(10)
Defense
LE 86 Dan Colchico (14)
LT 73 Leo Nomellini (14)
RT 63 Monte Clark (8)/
70 Charlie Krueger (5)
RE 70 Charlie Krueger (9)/
60 Roland Lakes (5)
LLB 83 Gordon Kelley (14)/
33 Clancy Osborne (5)
MLB 54 Bob Harrison (10)/
66 Carlton Kammerer (4)
4RLB 55 Matt Hazeltine (14)
LH 80 Jerry Mertens (10)/
40 Abe Woodson (4)
RH 40 Abe Woodson (7)/
37 Jimmy Johnson (7)
LS 25 Dave Baker (14)
RS 44 Eddie Dove (14)

1962

Offense

LE 88 Clyde Conner (9)/
85 Monty Stickles (5)
LT 60 Roland Lakes (8)/
78 John Thomas (6)
LG 62 Mike Magac (14)
C 77 Bruce Bosley (9)/
52 Karl Rubke (5)
RG 64 Ted Connolly (11)/
72 Leon Donohue (3)
RT 79 Bob St.Clair (7)/
76 Len Rohde (5)
RE 85 Monty Stickles (9)/
30 Bernie Casey (5)
QB 12 John Brodie (14)
LHB 17 Billy Kilmer (10)/
24 J.D. Smith (1)/
35 Bobby Gaiters (1)/
33 Jim Vollenweider (1)/
88 Clyde Conner (1)
RHB 37 Jimmy Johnson (7)/
30 Bernie Casey (6)
FB 24 J.D. Smith (13)
Defense
LE 86 Dan Colchico (14)
LT 73 Leo Nomellini (14)
RT 70 Charlie Krueger (13)
RE 74 Clark Miller (11)/

Defense

LE 86 Dan Colchico (14)
LT 73 Leo Nomellini (14)
RT 70 Charlie Krueger (13)
RE 74 Clark Miller (11)/

75 John Mellekus (1)
LLB 54 Ed Pine (12)
MLB 78 John Thomas (7)/
66 Carlton Kammerer (7)
RLB 55 Matt Hazeltine (14)
LH 80 Jerry Mertens (10)/
45 Elbert Kimbrough (3)
RH 40 Abe Woodson (14)
LS 45 Elbert Kimbrough (6)/
42 Jim Ridlon (6)/
80 Jerry Mertens (2)
RS 44 Eddie Dove (10)/
29 Dale Messer (4)

1963

Offense

LE 88 Clyde Conner (9)/
37 Jimmy Johnson (2)/
30 Bernie Casey (2)
LT 76 Len Rohde (14)
LG 78 John Thomas (12)/
77 Bruce Bosley (2)
C 77 Bruce Bosley (7)/
52 Karl Rubke (7)
RG 72 Leon Donohue (14)
RT 79 Bob St.Clair (14)
RE 85 Monty Stickles (8)/
84 Gary Knafelc (6)
QB 17 Lamar McHan (9)/
12 John Brodie (3)/
11 Bobby Waters (2)
LHB 42 Don Lisbon (8)/
32 Lloyd Winston (3)
RHB 30 Bernie Casey (10)
FB 24 J.D. Smith (13)

Defense

LE 86 Dan Colchico (14)
LT 70 Charlie Krueger (7)/
73 Leo Nomellini (6)
RT 60 Roland Lakes (13)
RE 74 Clark Miller (14)
LLB 54 Ed Pine (14)
MLB 53 Mike Dowdle (13)
RLB 55 Matt Hazeltine (13)
LH 39 Kermit Alexander (11)
RH 40 Abe Woodson (13)
LS 45 Elbert Kimbrough (11)
RS 37 Jim Johnson (11)/
39 Kermit Alexander (3)

1964

Offense

LE 81 Dave Parks (14)
LT 76 Len Rohde (14)
LG 78 John Thomas (14)
C 77 Bruce Bosley (14)
RG 72 Leon Donohue (14)
RT 67 Walter Rock (14)
RE 85 Monty Stickles (14)
QB 12 John Brodie (12)
LHB 30 Bernie Casey (7)/
42 Don Lisbon (4)/
17 Billy Kilmer (3)
RHB 30 Bernie Casey (6)/
43 Dave Kopay (5)/
42 Don Lisbon (2)
FB 38 Mike Lind (10)/
22 Gary Lewis (3)

Defense

LE 86 Dan Colchico (11)/
52 Karl Rubke (3)
LT 70 Charlie Krueger (14)
RT 60 Roland Lakes (14)
RE 74 Clark Miller (12)
LLB 64 Dave Wilcox (9)/
54 Ed Pine (4)
MLB 53 Mike Dowdle (14)
RLB 55 Matt Hazeltine (14)
LH 37 Jim Johnson (14)
RH 40 Abe Woodson (7)/
48 Ben Scotti (7)
LS 45 Elbert Kimbrough (13)/
39 Kermit Alexander (1)
RS 39 Kermit Alexander (12)

1965

Offense

LE 81 Dave Parks (14)
LT 76 Len Rohde (14)
LG 78 John Thomas (14)
C 77 Bruce Bosley (14)
RG 68 Howard Mudd (14)
RT 67 Walter Rock (14)
RE 85 Monty Stickles (14)
QB 12 John Brodie (13)
LHB 44 John David Crow (13)
RHB 30 Bernie Casey (14)
FB 40 Ken Willard (14)

Defense

LE 52 Karl Rubke (11)
LT 70 Charlie Krueger (14)
RT 60 Roland Lakes (13)
RE 74 Clark Miller (14)
LLB 64 Dave Wilcox (14)
MLB 53 Mike Dowdle (11)/
50 Ed Beard (3)
RLB 55 Matt Hazeltine (8)/
58 Jack Chapple (6)
LH 37 Jim Johnson (14)
RH 80 Jerry Mertens (13)/
39 Kermit Alexander (1)
LS 45 Elbert Kimbrough (14)
RS 39 Kermit Alexander (9)/
20 George Donnelly (5)

1966

Offense

LE 81 Dave Parks (14)
LT 76 Len Rohde (14)
LG 78 John Thomas (14)
C 77 Bruce Bosley (14)
RG 68 Howard Mudd (14)
RT 67 Walter Rock (14)
RE 85 Monty Stickles (14)
QB 12 John Brodie (13)
HB 44 John David Crow (14)
FB 40 Ken Willard (14)
FL 30 Bernie Casey (13)

Defense

LE 75 Jim Norton (11)/
80 Stan Hindman (3)
LT 70 Charlie Krueger (14)
RT 60 Roland Lakes (14))
RE 74 Clark Miller (14)
LLB 64 Dave Wilcox (14)
MLB 50 Ed Beard (14)

RLB	55	Matt Hazeltine (12)
LH	37	Jim Johnson (14)
RH	39	Kermit Alexander (14)
LS	45	Elbert Kimbrough (13)
RS	20	George Donnelly (6)/
	27	Alvin Randolph (5)

1967

Offense

LE	81	Dave Parks (9)/
	83	Sonny Randle (5)
LT	76	Len Rohde (14)
LG	66	Elmer Collett (9)/
	78	John Thomas (5)
C	77	Bruce Bosley (14)
RG	68	Howard Mudd (14)
RT	67	Walter Rock (14)
RE	85	Monty Stickles (8)/
	89	Bob Windsor (6)
QB	12	John Brodie (10)/
	11	Steve Spurrier (2)/
	10	George Mira (2)
HB	44	John David Crow (14)
FB	40	Ken Willard (14)
FL	88	Dick Witcher (9)/
	83	Sonny Randle (5)

Defense

LE	80	Stan Hindman (13)
LT	70	Charlie Krueger (14)
RT	60	Roland Lakes (13)
RE	74	Clark Miller (13)
LLB	64	Dave Wilcox (14)
MLB	50	Ed Beard (14)
RLB	55	Matt Hazeltine (12)
LH	37	Jim Johnson (11)
RH	39	Kermit Alexander (13)
SS	45	Elbert Kimbrough (13)
FS	35	Goose Gonsoulin (7)/
	20	George Donnelly (6)

1968

Offense

LE	88	Dick Witcher (14)
LT	76	Len Rohde (14)
LG	66	Elmer Collett (14)
C	77	Bruce Bosley (14)
RG	68	Howard Mudd (14)
RT	79	Cas Banaszek (14)
RE	44	John David Crow (14)
QB	12	John Brodie (14)
RB	40	Ken Willard (14)
RB	22	Gary Lewis (14)
FL	85	Clifton McNeil (14)

Defense

LE	80	Stan Hindman (14)
LT	70	Charlie Krueger (14)
RT	60	Roland Lakes (14)
RE	74	Clark Miller (14)
LLB	64	Dave Wilcox (14)
MLB	50	Ed Beard (14)
RLB	55	Matt Hazeltine (14)
LH	37	Jim Johnson (14)
RH	39	Kermit Alexander (14)
SS	27	Alvin Randolph (14)
FS	30	Johnny Fuller (10)/
	32	Mel Phillips (3)

1969

Offense

LE	18	Gene Washington (14)
LT	76	Len Rohde (14)
LG	66	Elmer Collett (14)
C	75	Forrest Blue (14)
RG	69	Woody Peoples (14)
RT	79	Cas Banaszek (14)
RE	89	Bob Windsor (14)
QB	11	Steve Spurrier (8)/
	12	John Brodie (6)
RB	40	Ken Willard (13)
RB	42	Doug Cunningham (13)
FL	88	Dick Witcher (7)/
	85	Clifton McNeil (7)

Defense

LE	80	Stan Hindman (10)/
	74	Earl Edwards (4)
LT	70	Charlie Krueger (14)
RT	60	Roland Lakes (14)
RE	72	Bill Belk (12)
LLB	64	Dave Wilcox (14)
MLB	57	Frank Nunley (10)/
	50	Ed Beard (4)
RLB	52	Skip Vanderbundt (12)
LH	37	Jim Johnson (14)
RH	39	Kermit Alexander (12)
SS	27	Alvin Randolph (11)
FS	32	Mel Phillips (9)/
	25	Roosevelt Taylor (5)

1970

Offense

WR	88	Dick Witcher (10)/
	85	Preston Riley (4)
LT	76	Len Rohde (14)
LG	65	Randy Beisler (12)
C	75	Forrest Blue (14)
RG	69	Woody Peoples (14)
RT	79	Cas Banaszek (12)
TE	89	Bob Windsor (14)
WR	18	Gene Washington (13)
QB	12	John Brodie (14)
RB	40	Ken Willard (14)
RB	42	Doug Cunningham (12)

Defense

LE	53	Tommy Hart (14)
LT	70	Charlie Krueger (14)
RT	60	Roland Lakes (14)
RE	72	Bill Belk (10)/
	86	Cedrick Hardman (4)
LLB	64	Dave Wilcox (14)
MLB	57	Frank Nunley (14)
RLB	52	Skip Vanderbundt (12)
LCB	37	Jim Johnson (14)
RCB	44	Bruce Taylor (13)
SS	32	Mel Phillips (14)
FS	43	Windlan Hall (14)

1971

Offense

WR	88	Dick Witcher (14)
LT	76	Len Rohde (14)
LG	65	Randy Beisler (14)
C	75	Forrest Blue (14)
RG	69	Woody Peoples (14)
RT	79	Cas Banaszek (14)

TE	82	Ted Kwalick (14)
WR	18	Gene Washington (14)
QB	12	John Brodie (14)
RB	40	Ken Willard (14)
RB	22	Vic Washington (13)

Defense

LE	53	Tommy Hart (14)
LT	70	Charlie Krueger (10)/
	80	Stan Hindman (4)
RT	74	Earl Edwards (14)
RE	86	Cedrick Hardman (13)
LLB	64	Dave Wilcox (14)
MLB	57	Frank Nunley (14)
RLB	52	Skip Vanderbundt (14)
LCB	37	Jim Johnson (14)
RCB	44	Bruce Taylor (14)
SS	32	Mel Phillips (11)/
	23	Johnny Fuller (3)
FS	25	Roosevelt Taylor (11)

1972

Offense

WR	18	Gene Washington (14)
LT	76	Len Rohde (14)
LG	65	Randy Beisler (14)
C	75	Forrest Blue (14)
RG	69	Woody Peoples (14)
RT	79	Cas Banaszek (13)
TE	82	Ted Kwalick (14)
WR	85	Preston Riley (9)/
	88	Dick Witcher (5)
QB	11	Steve Spurrier (11)/
	12	John Brodie (3)
RB	22	Vic Washington (13)
RB	40	Ken Willard (11)/
	35	Larry Schreiber (3)

Defense

LE	53	Tommy Hart (14)
LT	70	Charlie Krueger (14)
RT	74	Earl Edwards (12)
RE	86	Cedrick Hardman (12)
LLB	64	Dave Wilcox (14)
MLB	57	Frank Nunley (9)/
	50	Ed Beard (5)
RLB	52	Skip Vanderbundt (14)
LCB	37	Jim Johnson (14)
RCB	44	Bruce Taylor (14)
SS	32	Mel Phillips (14)
FS	38	Mike Simpson (9)/
	23	Johnny Fuller (5)

1973

Offense

WR	46	Dan Abramowicz (11)/
	17	John Isenbarger (3)
LT	76	Len Rohde (14)
LG	67	John Watson (7)/
	65	Randy Beisler (7)
C	75	Forrest Blue (14)
RG	69	Woody Peoples (14)
RT	79	Cas Banaszek (9)/
	67	John Watson (5)
TE	82	Ted Kwalick (14)
WR	18	Gene Washington (13)
QB	12	John Brodie (6)/
	11	Steve Spurrier (5)/
	19	Joe Reed (3)
RB	22	Vic Washington (13)

RB	40	Ken Willard (9)/
	35	Larry Schreiber (4)

Defense

LE	53	Tommy Hart (14)
LT	70	Charlie Krueger (14)
RT	56	Bob Hoskins (13)
RE	86	Cedrick Hardman (11)/
	72	Bill Belk (3)
LLB	64	Dave Wilcox (14)
MLB	58	Jim Sniadecki (11)/
	57	Frank Nunley (3)
RLB	59	Willie Harper (11)/
	52	Skip Vanderbundt (3)
LCB	37	Jim Johnson (13)
RCB	44	Bruce Taylor (11)/
	49	Ralph McGill (3)
SS	32	Mel Phillips (14)
FS	38	Mike Simpson (7)/
	43	Windlan Hall (5)

1974

Offense

WR	18	Gene Washington (14)
LT	76	Len Rohde (14)
LG	67	John Watson (12)
C	75	Forrest Blue (12)
RG	69	Woody Peoples (9)/
	65	Randy Beisler (2)/
	77	Jean Barrett (2)
RT	79	Cas Banaszek (14)
TE	84	Tom Mitchell (13)
WR	46	Dan Abramowicz (14)
QB	14	Tom Owen (7)/
	19	Joe Reed (4)/
	10	Dennis Morrison (2)/
	16	Norm Snead (1)
RB	40	Wilbur Jackson (12)
RB	35	Larry Schreiber (13)

Defense

LE	53	Tommy Hart (14)
LT	72	Bill Belk (13)
RT	56	Bob Hoskins (14)
RE	86	Cedrick Hardman (14)
LLB	64	Dave Wilcox (11)/
	52	Skip Vanderbundt (3)
MLB	57	Frank Nunley (13)
RLB	59	Willie Harper (14)
LCB	37	Jim Johnson (13)
RCB	44	Bruce Taylor (8)/
	49	Ralph McGill (6)
SS	32	Mel Phillips (6)/
	43	Windlan Hall (6)
FS	43	Windlan Hall (6)/
	20	Mike Holmes (6)

1975

Offense

WR	18	Gene Washington (14)
LT	67	John Watson (12)
LG	68	Bob Penchion (8)/
	77	Jean Barrett (6)
C	54	Bill Reid (13)
RG	69	Woody Peoples (14)
RT	79	Cas Banaszek (14)
TE	84	Tom Mitchell (12)
WR	88	Terry Beasley (6)/
	20	Mike Holmes (4)/
	22	Bob Hayes (3)

QB	11	Steve Spurrier (7)/
	16	Norm Snead (7)
RB	24	Delvin Williams (12)
RB	35	Larry Schreiber (14)

Defense

LE	53	Tommy Hart (14)
LT	60	Bill Sandifer (12)
RT	56	Bob Hoskins (14)
RE	86	Cedrick Hardman (14)
LLB	52	Skip Vanderbundt (14)
MLB	57	Frank Nunley (14)
RLB	50	Dave Washington (14)
LCB	37	Jim Johnson (14)
RCB	44	Bruce Taylor (11)
SS	32	Mel Phillips (8)/
	43	Windlan Hall (3)
FS	49	Ralph McGill (9)/
	43	Windlan Hall (5)

1976

Offense

WR	18	Gene Washington (14)
LT	77	Jean Barrett (14)
LG	65	Steve Lawson (13)
C	62	Randy Cross (12)/
	67	John Watson (4)
RG	61	Andy Maurer (8)/
	67	John Watson (6)
RT	79	Cas Banaszek (8)/
	71	Keith Fahnhorst (6)
TE	84	Tom Mitchell (14)
WR	87	Jim Lash (7)/
	81	Willie McGee (6)
QB	16	Jim Plunkett (12)
RB	24	Delvin Williams (14)
RB	40	Wilbur Jackson (14)

Defense

LE	53	Tommy Hart (14)
LT	74	Jimmy Webb (14)
RT	72	Cleveland Elam (14)
RE	86	Cedrick Hardman (11)
LLB	52	Skip Vanderbundt (14)
MLB	57	Frank Nunley (12)
RLB	50	Dave Washington (14)
LCB	37	Jim Johnson (13)
RCB	44	Bruce Taylor (13)
SS	32	Mel Phillips (13)
FS	49	Ralph McGill (10)/
	23	Bruce Rhodes (3)

1977

Offense

WR	18	Gene Washington (14)
LT	77	Jean Barrett (14)
LG	65	Steve Lawson (13)
C	51	Randy Cross (14)
RG	69	Woody Peoples (14)
RT	71	Keith Fahnhorst (14)
TE	84	Tom Mitchell (13)
WR	83	Kenny Harrison (10)
QB	16	Jim Plunkett (14)
RB	40	Wilbur Jackson (14)
RB	24	Delvin Williams (14)

Defense

LE	53	Tommy Hart (14)
LT	74	Jimmy Webb (13)
RT	72	Cleveland Elam (14)
RE	86	Cedrick Hardman (14)

LLB	52	Skip Vanderbundt (9/)
	59	Willie Harper (5)
MLB	55	Bruce Elia (7/)
	52	Skip Vanderbundt (5/)
	54	Ed Bradley (2)
RLB	50	Dave Washington (10/)
	59	Willie Harper (4)
LCB	42	Anthony Leonard (13)
RCB	44	Bruce Taylor (14)
SS	32	Mel Phillips (14)
FS	49	Ralph McGill (13)

1978

Offense

WR	84	Elmo Boyd (7/)
	83	Kenny Harrison (6/)
	80	Terry LeCount (3)
LT	67	Ron Singleton (8/)
	68	John Ayers (8)
LG	65	Ernie Hughes (11/)
	68	John Ayers (4)
C	51	Randy Cross (9/)
	56	Fred Quillan (7)
RG	62	Walt Downing (14)
RT	71	Keith Fahnhorst (15)
TE	81	Ken MacAfee (13)
WR	88	Freddie Solomon (14)
QB	17	Steve DeBerg (11/)
	19	Scott Bull (5)
RB	32	O.J. Simpson (10/)
	36	Paul Hofer (6)
RB	33	Greg Boykin (8/)
	38	Bob Ferrell (8)

Defense

LE	78	Archie Reese (12/)
	72	Cleveland Elam (4)
LT	74	Jimmy Webb (16)
RT	75	Ed Galigher (15)
RE	86	Cedrick Hardman (16)
LLB	50	Joe Harris (16)
MLB	57	Dan Bunz (16)
RLB	54	Ed Bradley (15)
LCB	42	Anthony Leonard (10/)
	49	Vern Roberson (4)
RCB	22	Eddie Lewis (16)
SS	24	Chuck Crist (9/)
	26	Bob Jury (7)
FS	49	Vern Roberson (9/)
	24	Chuck Crist (6)

1979

Offense

WR	88	Freddie Solomon (8/)
	87	Dwight Clark (4)
LT	67	Ron Singleton (15)
LG	68	John Ayers (16)
C	56	Fred Quillan (16)
RG	51	Randy Cross (16)
RT	71	Keith Fahnhorst (16)
TE	81	Ken MacAfee (12)
WR	84	Mike Shumann (14)
QB	17	Steve DeBerg (15)
RB	32	O.J. Simpson (8/)
	36	Paul Hofer (7)
RB	40	Wilbur Jackson (15)

Defense

LE	78	Archie Reese (16)
LT	75	Ted Vincent (15)

RT	74	Jimmy Webb (15)
RE	86	Cedrick Hardman (11/)
	76	Dwaine Board (5)
LLB	55	Scott Hilton (6/)
	52	Jeff McIntyre (3/)
	54	Bob Martin (2/)
	50	Ron Shumon (2)
MLB	57	Dan Bunz (12)
RLB	59	Willie Harper (16)
LCB	28	Charles Cornelius (14)
RCB	29	Gerard Williams (14)
SS	30	Tim Gray (15)
FS	27	Tony Dungy (7/)
	46	Melvin Morgan (5/)
	22	Dwight Hicks (4)

1980

Offense

WR	87	Dwight Clark (12)
LT	67	Ron Singleton (15)
LG	68	John Ayers (16)
C	56	Fred Quillan (16)
RG	51	Randy Cross (16)
RT	71	Keith Fahnhorst (16)
TE	86	Charle Young (15)
WR	88	Freddie Solomon (12/)
	89	James Owens (4)
QB	17	Steve DeBerg (9/)
	16	Joe Montana (7)
RB	36	Paul Hofer (6/)
	47	Don Woods (5/)
	35	Nenvil Elliott (3)
RB	49	Earl Cooper (16)

Defense

4 – 3 alignment—		
<i>(Games 1 – 10, 13, 16)</i>		
LE	74	Jimmy Webb (5/)
	79	Jim Stuckey (5/)
	65	Lawrence Pillers (2)
LT	78	Archie Reese (12)
RT	75	Ted Vincent (10/)
	65	Lawrence Pillers (2)
RE	74	Jimmy Webb (6/)
	76	Dwaine Board (3/)
	65	Lawrence Pillers (2)
LLB	59	Willie Harper (9/)
	58	Keena Turner (2)
MLB	55	Scott Hilton (6/)
	57	Dan Bunz (6)
RLB	52	Bobby Leopold (12)
LCB	46	Melvin Morgan (5/)
	28	Charles Cornelius (5/)
	29	Gerard Williams (1/)
	26	Ray Rhodes (1)
RCB	44	Charles Johnson (10/)
	26	Ray Rhodes (2)
SS	33	Ricky Churchman (11/)
	26	Ray Rhodes (1)
FS	22	Dwight Hicks (12)

Defense

*switched to 3 – 4 alignment—		
<i>(Games 11, 12, 14, 15)</i>		
LE	79	Jim Stuckey (4)
NT	78	Archie Reese (4)
RE	65	Lawrence Pillers (4)
LOLB	59	Willie Harper (2/)
	58	Keena Turner (2)
LILB	57	Dan Bunz (4)

RILB	50	Terry Tautolo (3/)
	55	Scott Hilton (1)
ROLB	52	Bobby Leopold (3/)
	50	Terry Tautolo (1)
LCB	26	Ray Rhodes (3/)
	28	Charles Cornelius (1)
RCB	44	Charles Johnson (4)
SS	33	Ricky Churchman (4)
FS	22	Dwight Hicks (4)

1981

Offense

WR	87	Dwight Clark (16)
LT	61	Dan Audick (16)
LG	68	John Ayers (16)
C	56	Fred Quillan (16)
RG	51	Randy Cross (16)
RT	71	Keith Fahnhorst (16)
TE	86	Charle Young (16)
WR	88	Freddie Solomon (15)
QB	16	Joe Montana (16)
RB	32	Ricky Patton (16)
RB	49	Earl Cooper (11/)
	38	Johnny Davis (4)

Defense

3 – 4 alignment—(14 games)		
LE	79	Jim Stuckey (13)
NT	78	Archie Reese (13)
RE	76	Dwaine Board (11)
LOLB	59	Willie Harper (13)
LILB	57	Dan Bunz (8/)
	64	Jack Reynolds (4)
RILB	64	Jack Reynolds (9/)
	54	Craig Puki (4)
ROLB	58	Keena Turner (13)
LCB	42	Ronnie Lott (13)
RCB	21	Eric Wright (13)
SS	27	Carlton Williamson (13)
FS	22	Dwight Hicks (13)

Defense

4 – 3 alignment—(Games 10, 16)		
LE	79	Jim Stuckey (3)
LT	78	Archie Reese (3)
RT	65	Lawrence Pillers (2/)
	76	Dwaine Board (1)
RE	74	Jimmy Webb (3)
LLB	64	Jack Reynolds (2/)
	59	Willie Harper (1)
MLB	54	Craig Puki (1/)
	52	Bobby Leopold (1/)
	64	Jack Reynolds (1)
RILB	58	Keena Turner (1/)
	59	Willie Harper (1/)
	52	Bobby Leopold (1)
LCB	42	Ronnie Lott (3)
RCB	21	Eric Wright (3)
SS	27	Carlton Williamson (3)
FS	22	Dwight Hicks (3)

1982

Offense

WR	87	Dwight Clark (8)
LT	78	Lindsey Mason (8)
LG	68	John Ayers (8)
C	56	Fred Quillan (9)
RG	51	Randy Cross (8)
RT	71	Keith Fahnhorst (9)

TE	86	Charle Young (8)
WR	88	Freddie Solomon (6)
QB	16	Joe Montana (8)
RB	25	Jeff Moore (4/)
	30	Bill Ring (1)
RB	49	Earl Cooper (5/)
	30	Bill Ring (2)

Defense

LE	79	Jim Stuckey (7/)
	65	Lawrence Pillers (2)
NT	67	Pete Kugler (4/)
	75	John Harty (4/)
	65	Lawrence Pillers (1)
RE	75	John Harty (3/)
	65	Lawrence Pillers (2/)
	76	Dwaine Board (1/)
	79	Jim Stuckey (1/)
	67	Pete Kugler (1/)
	72	Jeff Stover (1)
LOLB	59	Willie Harper (5/)
	53	Milt McColl (2)
LILB	64	Jack Reynolds (8)
RILB	55	Bob Horn (6/)
	57	Dan Bunz (2/)
	64	Jack Reynolds (1)
ROLB	58	Keena Turner (9)
LCB	42	Ronnie Lott (9)
RCB	21	Eric Wright (7)
SS	27	Carlton Williamson (8)
FS	22	Dwight Hicks (9)

1983

Offense

WR	87	Dwight Clark (12)
LT	77	Bubba Paris (16)
LG	68	John Ayers (16)
C	56	Fred Quillan (15)
RG	51	Randy Cross (15)
RT	71	Keith Fahnhorst (16)
TE	81	Russ Francis (14)
WR	88	Freddie Solomon (11)
QB	16	Joe Montana (16)
RB	26	Wendell Tyler (15)
RB	33	Roger Craig (12/)
	30	Bill Ring (4)

Defense

LE	65	Lawrence Pillers (13)
NT	67	Pete Kugler (16)
RE	76	Dwaine Board (13)
LOLB	59	Willie Harper (16)
LILB	50	Riki Ellison (14)
RILB	64	Jack Reynolds (13)
ROLB	58	Keena Turner (14)
LCB	42	Ronnie Lott (12)
RCB	21	Eric Wright (15)
SS	27	Carlton Williamson (8/)
	24	Rick Gervais (5/)
	45	Bobby Leopold (2)
FS	22	Dwight Hicks (15)

1984

Offense

WR	87	Dwight Clark (15)
LT	77	Bubba Paris (15)
LG	68	John Ayers (16)
C	56	Fred Quillan (16)
RG	51	Randy Cross (16)
RT	71	Keith Fahnhorst (15)

TE	89	Earl Cooper (8/)
	81	Russ Francis (7)
WR	88	Freddie Solomon (13)
QB	16	Joe Montana (15)
RB	26	Wendell Tyler (15)
RB	33	Roger Craig (16)

Defense

LE	79	Jim Stuckey (7/)
	65	Lawrence Pillers (7)
NT	78	Manu Tuiaosopo (16)
RE	76	Dwaine Board (16)
LOLB	57	Dan Bunz (16)
LILB	50	Riki Ellison (16)
RILB	64	Jack Reynolds (14)
ROLB	58	Keena Turner (16)
LCB	42	Ronnie Lott (8/)
	29	Mario Clark (6/)
	22	Dwight Hicks (1/)
	49	Jeff Fuller (1)
RCB	21	Eric Wright (14/)
	42	Ronnie Lott (2)
SS	27	Carlton Williamson (15)
FS	22	Dwight Hicks (15/)
	42	Ronnie Lott (1)

1985

Offense

WR	87	Dwight Clark (14)
LT	77	Bubba Paris (16)
LG	68	John Ayers (16)
C	56	Fred Quillan (16)
RG	51	Randy Cross (14)
RT	71	Keith Fahnhorst (16)
TE	81	Russ Francis (15)
WR	88	Freddie Solomon (12/)
	80	Jerry Rice (4)
QB	16	Joe Montana (15)
RB	26	Wendell Tyler (13)
RB	33	Roger Craig (15)

Defense

LE	72	Jeff Stover (11/)
	75	John Harty (4)
NT	95	Michael Carter (9/)
	78	Manu Tuiaosopo (7)
RE	76	Dwaine Board (16)
LOLB	90	Todd Shell (12/)
	53	Milt McColl (4)
LILB	50	Riki Ellison (16)
RILB	59	Michael Walter (13)
ROLB	58	Keena Turner (16)
LCB	42	Ronnie Lott (10/)
	22	Dwight Hicks (6)
RCB	21	Eric Wright (16)
SS	27	Carlton Williamson (16)
FS	22	Dwight Hicks (10/)
	42	Ronnie Lott (6)

1986

Offense

WR	87	Dwight Clark (14)
LT	77	Bubba Paris (9/)
	69	Bruce Collie (7)
LG	68	John Ayers (14)
C	56	Fred Quillan (16)
RG	51	Randy Cross (16)
RT	71	Keith Fahnhorst (16)
TE	81	Russ Francis (14)
WR	80	Jerry Rice (15)

QB	16	Joe Montana (8)/
	9	Jeff Kemp (6)
RB	28	Joe Cribbs (10)
RB	33	Roger Craig (15)
Defense		
LE	72	Jeff Stover (6)/
	75	John Harty (5)/
	78	Manu Tuiaosopopo (3)/
	76	Dwaine Board (2)
NT	95	Michael Carter (13)/
	78	Manu Tuiaosopopo (3)
RE	76	Dwaine Board (12)
LOLB	53	Milt McColl (16)
LILB	50	Riki Ellison (16)
RILB	55	Jim Fahnhorst (15)
ROLB	58	Keena Turner (16)
LCB	22	Tim McKyer (16)
RCB	29	Don Griffin (15)
SS	27	Carlton Williamson (16)
FS	42	Ronnie Lott (14)

1987

Offense		
WR	85	Michael Wilson (8)/
	87	Dwight Clark (3)/
	82	John Taylor (2)
LT	77	Bubba Paris (10)
LG	61	Jesse Sapolu (9)/
	62	Guy McIntyre (3)
C	51	Randy Cross (8)/
	56	Fred Quillan (4)
RG	69	Bruce Collie (8)/
	51	Randy Cross (4)
RT	79	Harris Barton (9)/
	71	Keith Fahnhorst (3)
TE	81	Russ Francis (7)/
	86	John Frank (5)
WR	80	Jerry Rice (11)
QB	16	Joe Montana (11)
RB	33	Roger Craig (9)/
	28	Joe Cribbs (3)
RB	44	Tom Rathman (7)/
	33	Roger Craig (5)

Defense

LE	67	Pete Kugler (7)/
	72	Jeff Stover (5)
NT	95	Michael Carter (12)
RE	76	Dwaine Board (10)
LOLB	53	Milt McColl (11)
LILB	50	Riki Ellison (12)
RILB	99	Michael Walter (12)
ROLB	58	Keena Turner (10)/
	90	Todd Shell (2)
LCB	22	Tim McKyer (10)/
	29	Don Griffin (2)
RCB	29	Don Griffin (10)
SS	49	Jeff Fuller (10)
FS	42	Ronnie Lott (12)

1988

Offense		
WR	85	Michael Wilson (10)/
	81	Wes Chandler (4)/
	82	John Taylor (2)
LT	74	Steve Wallace (16)
LG	61	Jesse Sapolu (16)
C	51	Randy Cross (16)
RG	62	Guy McIntyre (12)/

	69	Bruce Collie (4)
RT	79	Harris Barton (15)
TE	89	Ron Heller (9)/
	86	John Frank (6)
WR	80	Jerry Rice (16)
QB	16	Joe Montana (13)
RB	33	Roger Craig (15)
RB	44	Tom Rathman (16)

Defense

<i>3 – 4 alignment</i>		
LE	91	Larry Roberts (14)
NT	95	Michael Carter (14)
RE	75	Kevin Fagan (13)
LOLB	94	Charles Haley (14)
LILB	50	Riki Ellison (12)
RILB	99	Michael Walter (14)
ROLB	58	Keena Turner (7)/
	53	Bill Romanowski (7)
LCB	22	Tim McKyer (14)
RCB	21	Eric Wright (9)/
	29	Don Griffin (5)
SS	49	Jeff Fuller (14)
FS	42	Ronnie Lott (12)

Defense

<i>4 – 3 alignment—(Games 4, 14)</i>		
LE	91	Larry Roberts (2)
LT	95	Michael Carter (2)
RT	92	Kevin Lilly (1)/
	67	Pete Kugler (1)
RE	96	Daniel Stubbs (1)/
	75	Kevin Fagan (1)
ILB	58	Keena Turner (1)/
	55	Jim Fahnhorst (1)
ILB	50	Riki Ellison (1)/
	99	Michael Walter (1)
RLB	99	Michael Walter (1)/
	53	Bill Romanowski (1)
LCB	22	Tim McKyer (2)
RCB	29	Don Griffin (1)/
	21	Eric Wright (1)
SS	49	Jeff Fuller (2)
FS	46	Tom Holmoe (2)

1989

Offense		
WR	82	John Taylor (15)/
	85	Michael Wilson (1)
LT	77	Bubba Paris (16)
LG	62	Guy McIntyre (14)
C	61	Jesse Sapolu (16)
RG	69	Bruce Collie (14)
RT	79	Harris Barton (15)
TE	84	Brent Jones (16)
WR	80	Jerry Rice (16)
QB	16	Joe Montana (13)
RB	33	Roger Craig (16)
RB	44	Tom Rathman (16)

Defense

LE	78	Pierce Holt (10)/
	91	Larry Roberts (5)/
NT	95	Michael Carter (8)/
	67	Pete Kugler (5)
RE	75	Kevin Fagan (15)
LOLB	94	Charles Haley (16)
LILB	54	Matt Millen (9)/
	55	Jim Fahnhorst (7)
RILB	99	Michael Walter (16)
ROLB	58	Keena Turner (12)/

	53	Bill Romanowski (4)
LCB	26	Darryl Pollard (14)
RCB	29	Don Griffin (16)
SS	31	Chet Brooks (16)
FS	42	Ronnie Lott (9)/
	49	Jeff Fuller (5)

1990

Offense

WR	82	John Taylor (14)
LT	77	Bubba Paris (16)
LG	62	Guy McIntyre (16)
C	61	Jesse Sapolu (16)
RG	79	Harris Barton (16)
RT	74	Steve Wallace (16)
TE	84	Brent Jones (16)
WR	80	Jerry Rice (16)
QB	16	Joe Montana (15)
RB	33	Roger Craig (12)/
	35	Dexter Carter (4)
RB	44	Tom Rathman (16)

Defense

LE	78	Pierce Holt (16)
NT	95	Michael Carter (13)/
	64	Jim Burt (3)
RE	75	Kevin Fagan (16)
LOLB	94	Charles Haley (16)
LILB	54	Matt Millen (16)
RILB	59	Keith DeLong (13)/
	99	Michael Walter (3)
ROLB	53	Bill Romanowski (16)
LCB	26	Darryl Pollard (16)
RCB	29	Don Griffin (16)
SS	31	Chet Brooks (8)/
	43	Dave Waymer (5)/
	40	Johnnie Jackson (3)
FS	42	Ronnie Lott (9)/
	43	Dave Waymer (6)

1991

Offense

WR	82	John Taylor (16)
LT	74	Steve Wallace (16)
LG	62	Guy McIntyre (16)
C	61	Jesse Sapolu (16)
RG	67	Roy Foster (16)
RT	79	Harris Barton (16)
TE	84	Brent Jones (9)/
	81	Jamie Williams (7)
WR	80	Jerry Rice (16)
QB	8	Steve Young (10)/
	13	Steve Bono (6)
RB	35	Dexter Carter (12)/
	30	Keith Henderson (4)
RB	44	Tom Rathman (16)

Defense

LE	78	Pierce Holt (11)/
	96	Dennis Brown (4)
NT	95	Michael Carter (13)
RE	91	Larry Roberts (9)/
	75	Kevin Fagan (7)
LOLB	94	Charles Haley (14)
LILB	59	Keith DeLong (13)
RILB	99	Michael Walter (11)/
	90	Darin Jordan (3)
ROLB	53	Bill Romanowski (14)
LCB	36	Merton Hanks (7)/
	27	Mark Lee (4)/

	45	Kevin Lewis (3)/
	25	Eric Davis (2)
RCB	29	Don Griffin (16)
SS	43	Dave Waymer (15)
FS	22	Todd Bowles (14)

1992

Offense

WR	82	John Taylor (8)/
	88	Mike Sherrard (8)
LT	74	Steve Wallace (16)
LG	62	Guy McIntyre (16)
C	61	Jesse Sapolu (16)
RG	67	Roy Foster (16)
RT	79	Harris Barton (14)
TE	84	Brent Jones (15)
WR	80	Jerry Rice (16)
QB	8	Steve Young (16)
RB	32	Ricky Watters (13)
RB	44	Tom Rathman (15)

Defense

LE	78	Pierce Holt (15)
NT	95	Michael Carter (11)/
	97	Ted Washington (4)
RE	75	Kevin Fagan (11)/
	96	Dennis Brown (3)/
	97	Ted Washington (2)
LOLB	92	Tim Harris (14)
LILB	59	Keith DeLong (9)/
	53	Bill Romanowski (3)/
	99	Michael Walter (2)
RILB	99	Michael Walter (11)/
	53	Bill Romanowski (2)
ROLB	53	Bill Romanowski (11)
LCB	25	Eric Davis (16)
RCB	29	Don Griffin (16)
SS	41	David Whitmore (11)/
	31	Thane Gash (3)/
	36	Merton Hanks (2)
FS	28	Dana Hall (15)/
	40	Johnnie Jackson (1)

1993

Offense

WR	82	John Taylor (16)
LT	74	Steve Wallace (15)
LG	62	Guy McIntyre (16)
C	61	Jesse Sapolu (16)
RG	64	Ralph Tamm (16)
RT	79	Harris Barton (15)
TE	84	Brent Jones (16)
WR	80	Jerry Rice (16)
QB	8	Steve Young (16)
RB	32	Ricky Watters (13)
RB	43	Marc Logan (11)/
	44	Tom Rathman (4)

Defense

<i>3–4 alignment—(Games 1–5, 12)</i>		
LE	96	Dennis Brown (5)
NT	94	Dana Stubblefield (4)/
	97	Ted Washington (2)
RE	97	Ted Washington (2)/
	96	Dennis Brown* (1)/
	95	Artie Smith (2)/
	75	Kevin Fagan (1)
LOLB	58	Todd Kelly (5)/
	72	Mark Thomas (1)
LILB	59	Keith DeLong (2)/

	99	Mike Walter (3)/
	36	Merton Hanks* (1)
RILB	53	Bill Romanowski (6)
ROLB	55	John Johnson (4)/
	98	Antonio Goss (1)/
LCB	25	Eric Davis (6)
RCB	29	Don Griffin (4)/
	26	Mike McCruder (2)
SS	46	Tim McDonald (6)
FS	28	Dana Hall (3)/
	36	Merton Hanks (3)

*18–Oct—changed to 4–3 align–
ment—(Games 6–11, 13–16)*

LE	96	Dennis Brown (8)/
	95	Artie Smith (1)/
	92	Troy Wilson (1)
LT	94	Dana Stubblefield (9)/
	97	Ted Washington (1)
RT	97	Ted Washington (7)/
	96	Dennis Brown (2)/
	95	Artie Smith (1)
RE	75	Kevin Fagan (6)/
	95	Artie Smith (3)/
	92	Troy Wilson (1)
LLB	55	John Johnson (4)/
	53	Bill Romanowski (4)/
	99	Mike Walter (1)/
	59	Keith DeLong (1)
MLB	99	Mike Walter (6)/
	53	Bill Romanowski (2)/
	52	Larry Kelm (1)/
RLB	53	Bill Romanowski (5)/
	55	John Johnson (3)/
LCB	25	Eric Davis (10)
RCB	29	Don Griffin (8)/
	36	Merton Hanks (2)
SS	46	Tim McDonald (10)
FS	36	Merton Hanks (8)/
	28	Dana Hall (2)

1994

Offense

WR	82	John Taylor (15)/
	88	Nate Singleton (1)
LT	74	Steve Wallace (16)
LG	61	Jesse Sapolu (13)
C	66	Bart Oates (15)
RG	63	Derrick Deese (15)
RT	79	Harris Barton (9)/
	65	Harry Boatswain (4)/
	75	Frank Pollack (3)
TE	84	Brent Jones (15)
WR	80	Jerry Rice (16)
QB	8	Steve Young (16)
RB	32	Ricky Watters (16)
RB	40	William Floyd (11)/
	43	Marc Logan (5)

Defense

LE	96	Dennis Brown (14)
LT	97	Bryant Young (16)
RT	94	Dana Stubblefield (14)
RE	57	Rickey Jackson (14)
LILB	54	Lee Woodall (13)
RILB	50	Gary Plummer (16)
ROLB	51	Ken Norton, Jr. (16)
LCB	25	Eric Davis (16)
RCB	21	Deion Sanders (12)/
	36	Merton Hanks (4)

SS 46 Tim McDonald (16)
 FS 36 Merton Hanks (11)/
 28 Dana Hall (5)

1995

Offense

WR 82 John Taylor (12)/
 LT 74 Steve Wallace (12)/
 76 Kirk Scrafford (4)
 LG 61 Jesse Sapolu (14)/
 76 Kirk Scrafford (2)
 C 66 Bart Oates (14)/
 61 Jesse Sapolu (2)
 RG 69 Rod Milstead (12)
 RT 79 Harris Barton (12)/
 76 Kirk Scrafford (4)
 TE 84 Brent Jones (16)
 85 Greg Clark (4)
 WR 81 Terrell Owens (15)/
 80 Jerry Rice (1)
 QB 8 Steve Young (15)
 18 Elvis Grbac (5)
 RB 20 Derek Loville (16)
 RB 40 William Floyd (8)/
 27 Adam Walker (7)

Defense

LE 96 Dennis Brown (16)
 LT 97 Bryant Young (12)
 RT 94 Dana Stubblefield (16)
 RE 57 Rickey Jackson (16)
 LILB 54 Lee Woodall (16)
 RILB 51 Ken Norton, Jr. (16)
 ROLB 50 Gary Plummer (14)
 LCB 25 Eric Davis (15)
 RCB 23 Marquez Pope (16)
 SS 46 Tim McDonald (16)
 FS 36 Merton Hanks (16)

1996

Offense

WR 81 Terrell Owens (10)/
 83 J.J. Stokes (6)
 LT 74 Steve Wallace (16)
 LG 65 Ray Brown (16)
 C 61 Jesse Sapolu (16)
 RG 67 Chris Dalman (16)
 RT 79 Harris Barton (13)/
 75 Frank Pollack (2)/
 TE 84 Brent Jones (10)/
 85 Ted Popson (6)
 WR 80 Jerry Rice (16)
 QB 8 Steve Young (13)/
 18 Elvis Grbac (3)
 RB 41 Terry Kirby (9)/
 20 Derek Loville (7)
 RB 40 William Floyd (9)/
 44 Tommy Vardell (6)/
 29 Anthony Lynn (1)

Defense

LE 92 Roy Barker (16)
 LT 97 Bryant Young (16)
 RT 94 Dana Stubblefield (16)
 RE 56 Chris Doleman (16)
 LILB 54 Lee Woodall (14)/
 51 Ken Norton, Jr. (2)
 RILB 51 Ken Norton, Jr. (13)/
 ROLB 50 Gary Plummer (10)/
 55 Kevin Mitchell (3)/
 LCB 22 Tyronne Drakeford (16)
 RCB 23 Marquez Pope (16)

SS 46 Tim McDonald (16)
 FS 36 Merton Hanks (16)

1997

Offense

WR 83 J.J. Stokes (16)
 LT 63 Derrick Deese (13)
 LG 65 Ray Brown (16)
 C 67 Chris Dalman (13)
 RG 66 Kevin Gogan (16)
 RT 76 Kirk Scrafford (16)
 TE 84 Brent Jones (12)/
 85 Greg Clark (4)
 WR 81 Terrell Owens (15)/
 80 Jerry Rice (1)
 QB 8 Steve Young (15)
 RB 20 Garrison Hearst (13)/
 41 Terry Kirby (3)
 RB 40 William Floyd (15)

Defense

LE 92 Roy Barker (14)
 LT 97 Bryant Young (11)/
 90 Junior Bryant (4)
 RT 94 Dana Stubblefield (16)
 RE 56 Chris Doleman (16)
 LILB 54 Lee Woodall (16)
 RILB 50 Gary Plummer (16)
 ROLB 51 Ken Norton, Jr. (16)
 LCB 26 Rod Woodson (14)
 RCB 38 Darnell Walker (11)/
 23 Marquez Pope (5)
 SS 46 Tim McDonald (15)
 FS 36 Merton Hanks (16)

1998

Offense

WR 83 J.J. Stokes (12)/
 81 Terrell Owens (4)
 LT 63 Derrick Deese (8)/
 72 Jamie Brown (5)/
 74 Dave Fiore (3)
 LG 65 Ray Brown (16)
 C 67 Chris Dalman (15)
 RG 66 Kevin Gogan (16)
 RT 63 Derrick Deese (8)/
 76 Kirk Scrafford (8)
 TE 85 Greg Clark (9)/
 82 Irv Smith (7)
 WR 80 Jerry Rice (16)
 QB 8 Steve Young (15)
 RB 20 Garrison Hearst (16)
 RB 44 Marc Edwards (12)

Defense

LE 92 Roy Barker (16)
 LT 97 Bryant Young (12)/
 98 Gabe Wilkins (4)
 RT 90 Junior Bryant (16)
 RE 56 Chris Doleman (16)
 LILB 54 Lee Woodall (15)
 RILB 55 Winfred Tubbs (15)
 ROLB 51 Ken Norton, Jr. (16)
 LCB 38 Darnell Walker (10)/
 43 Antonio Langham (6)
 RCB 21 R.W. McQuarters (7)/
 38 Darnell Walker (6)/
 23 Marquez Pope (3)
 SS 46 Tim McDonald (16)
 FS 36 Merton Hanks (16)

1999

Offense

WR 81 Terrell Owens (12)/
 83 J.J. Stokes (4)
 LT 74 Dave Fiore (16)
 LG 65 Ray Brown (16)
 C 67 Chris Dalman (15)
 RG 62 Jeremy Newberry (14)/
 63 Derrick Deese (2)
 RT 63 Derrick Deese (14)/
 62 Jeremy Newberry (2)
 TE 85 Greg Clark (11)
 WR 80 Jerry Rice (16)
 QB 5 Jeff Garcia (10)/
 18 Steve Stenstrom (3)/
 8 Steve Young (3)
 RB 25 Charlie Garner (15)
 RB 40 Fred Beasley (11)/
 44 Tommy Vardell (4)

Defense

LE 96 Jeff Posey (6)/
 90 Junior Bryant (5)/
 95 Marvin Washington (5)
 LT 97 Bryant Young (16)
 RT 90 Junior Bryant (11)/
 99 Brentson Buckner (5)
 RE 98 Gabe Wilkins (15)
 LILB 54 Lee Woodall (16)
 RILB 55 Winfred Tubbs (15)
 ROLB 51 Ken Norton, Jr. (16)
 LCB 38 Darnell Walker (8)/
 21 R.W. McQuarters (4)
 RCB 35 Ramos McDonald (7)/
 29 Mark McMillian (6)
 SS 46 Tim McDonald (16)
 FS 30 Lance Schulters (13)

2000

Offense

WR 81 Terrell Owens (13)
 LT 63 Derrick Deese (13)
 LG 65 Ray Brown (16)
 C 62 Jeremy Newberry (16)
 RG 74 Dave Fiore (15)
 RT 78 Scott Gragg (16)
 TE 85 Greg Clark (15)
 WR 80 Jerry Rice (16)
 QB 5 Jeff Garcia (16)
 RB 25 Charlie Garner (15)
 FB 40 Fred Beasley (15)

Defense

LE 94 Anthony Pleasant (16)
 LT 97 Bryant Young (15)
 RT 99 Brentson Buckner (16)
 RE 95 John Engelberger (13)/
 90 Junior Bryant (3)
 LILB 96 Jeff Posey (9)/
 98 Julian Peterson (7)
 LILB 51 Ken Norton, Jr. (15)
 RILB 55 Winfred Tubbs (14)/
 LCB 29 Ahmed Plummer (14)
 RCB 36 Jason Webster (11)
 SS 30 Lance Schulters (8)/
 28 John Keith (3)/
 38 Ronnie Heard (3)
 FS 23 Pierson Prioleau (5)/
 31 Zack Bronson (6)
 30 Lance Schulters (4)

2001

Offense

WR 81 Terrell Owens (16)
 LT 63 Derrick Deese (16)
 LG 65 Ray Brown (16)
 C 62 Jeremy Newberry (15)
 RG 74 Dave Fiore (16)
 RT 78 Scott Gragg (16)
 TE 82 Eric Johnson (14)
 WR 83 J.J. Stokes (16)
 QB 5 Jeff Garcia (16)
 RB 20 Garrison Hearst (16)
 FB 40 Fred Beasley (12)

Defense

LE 96 Andre Carter (15)
 LT 97 Bryant Young (16)
 RT 94 Dana Stubblefield (16)
 RE 95 John Engelberger (14)
 LILB 98 Julian Peterson (14)
 RILB 53 Jeff Ulbrich (14)
 LCB 29 Ahmed Plummer (15)
 RCB 36 Jason Webster (16)
 SS 30 Lance Schulters (16)
 FS 31 Zack Bronson (16)

2002

Offense

WR 81 Terrell Owens (14)
 LT 63 Derrick Deese (14)
 LG 66 Eric Heitmann (12)/
 74 Dave Fiore (3)
 C 62 Jeremy Newberry (16)
 RG 65 Ron Stone (15)
 RT 78 Scott Gragg (16)
 TE 82 Eric Johnson (10)/
 88 Justin Swift (4)
 WR 89 Tai Streets (14)/
 83 J.J. Stokes (8)
 QB 5 Jeff Garcia (16)
 RB 20 Garrison Hearst (16)
 FB 40 Fred Beasley (14)

Defense

LE 96 Andre Carter (16)
 LT 97 Bryant Young (16)
 RT 94 Dana Stubblefield (15)
 RE 91 Chike Okeafor (16)
 LILB 98 Julian Peterson (16)
 LILB 50 Derek Smith (16)
 RILB 53 Jeff Ulbrich (13)/
 55 Jamie Winborn (3)
 LCB 29 Ahmed Plummer (15)
 RCB 36 Jason Webster (16)
 SS 33 Tony Parrish (11)
 FS 38 Ronnie Heard (6)/
 31 Zack Bronson (5)/
 33 Tony Parrish (5)

2003

Offense

WR 81 Terrell Owens (15)
 LT 63 Derrick Deese (11)/
 77 Kwame Harris (5)
 LG 66 Eric Heitmann (8)/
 69 Kyle Kosier (7)
 C 62 Jeremy Newberry (16)
 RG 65 Ron Stone (13)/
 69 Kyle Kosier (2)

RT 78 Scott Gragg (14)/
 69 Kyle Kosier (2)
 TE 88 Jed Weaver (15)
 WR 89 Tai Streets (16)
 QB 5 Jeff Garcia (13)/
 13 Tim Rattay (3)
 RB 20 Garrison Hearst (12)/
 32 Kevan Barlow (4)
 FB 40 Fred Beasley (11)

Defense

LE 95 John Engelberger (15)
 LT 97 Bryant Young (16)
 RT 90 Travis Kirschke (15)
 RE 96 Andre Carter (16)
 LILB 98 Julian Peterson (16)
 LILB 50 Derek Smith (16)
 RILB 53 Jeff Ulbrich (15)
 LCB 29 Ahmed Plummer (14)
 RCB 24 Mike Rumph (13)
 SS 33 Tony Parrish (16)
 FS 31 Zack Bronson (12)

2004

Offense

WR 84 Cedrick Wilson (15)
 LT 69 Kyle Kosier (9)/
 77 Kwame Harris (7)
 LG 66 Eric Heitmann (16)
 C 52 Brock Gutierrez (15)
 RG 65 Justin Smiley (9)/
 69 Kyle Kosier (7)
 RT 78 Scott Gragg (16)
 TE 82 Eric Johnson (14)
 WR 85 Brandon Lloyd (13)
 QB 13 Tim Rattay (9)/
 7 Ken Dorsey (7)
 RB 32 Kevin Barlow (14)
 FB 40 Fred Beasley (10)

Defense

LE 95 John Engelberger (15)
 LT 91 Anthony Adams (12)
 RT 97 Bryant Young (16)
 RE 96 Andre Carter (6)/
 94 Brandon Whiting (5)/
 92 Tony Brown (4)
 LILB 53 Jeff Ulbrich (14)
 LILB 50 Derek Smith (14)
 RILB 55 Jamie Winborn (10)
 LCB 29 Ahmed Plummer (6)/
 23 Jimmy Williams (6)
 RCB 36 Shawntae Spencer (12)
 SS 33 Tony Parrish (16)
 FS 38 Ronnie Heard (14)

2005

Offense

WR 83 Arnaz Battle (8)/
 84 Johnnie Morton (7)/
 LT 68 Adam Snyder (7)/
 67 Anthony Clement (6)/
 75 Jonas Jennings (3)
 LG 65 Justin Smiley (16)
 C 52 Jeremy Newberry (10)/
 66 Eric Heitmann (6)
 RG 66 Eric Heitmann (10)/
 64 David Baas (5)
 RT 77 Kwame Harris (16)
 TE 49 Terry Jones (5)/

47 Billy Bajema (5)
WR 85 Brandon Lloyd (15)
QB 11 Alex Smith (7)/
13 Tim Rattay (4)
RB 32 Kevin Barlow (12)
FB 40 Fred Beasley (7)

Defense

LE 97 Bryant Young (13)
NT 91 Anthony Adams (15)
RE 94 Marques Douglas (15)
LOLB 98 Julian Peterson (15)
LILB 56 Brandon Moore (8)/
50 Derek Smith (5)
RILB 50 Derek Smith (11)/
53 Jeff Ulbrich (5)
ROLB 96 Andre Carter (13)
LCB 26 Bruce Thornton (11)
RCB 36 Shawntae Spencer (14)
SS 33 Tony Parrish (9)/
38 Ben Emanuel (7)
FS 20 Mike Adams (9)

2006

Offense

WR 83 Arnaz Battle (15)
LT 75 Jonas Jennings (13)
LG 71 Larry Allen (11)
C 66 Eric Heitmann (14)
RG 65 Justin Smiley (16)
RT 77 Kwame Harris (16)
TE 85 Vernon Davis (8)/
47 Billy Bajema (6)

WR 81 Antonio Bryant (11)
QB 11 Alex Smith (16)
RB 21 Frank Gore (16)
FB 40 Moran Norris (7)

Defense

LE 97 Bryant Young (16)
DT 93 Ron Fields (9)
DT 91 Anthony Adams (5)
DE 94 Marques Douglas (16)
RE 96 Melvin Oliver (14)
LB 56 Brandon Moore (11)
LB 50 Derek Smith (12)
LB 99 Manny Lawson (11)
LCB 36 Shawntae Spencer (13)
RCB 27 Walt Harris (15)
SS 26 Mark Roman (11)/
33 Tony Parrish (5)
FS 28 Keith Lewis (9)/
20 Mike Adams (8)

2007

Offense

WR 83 Arnaz Battle (15)
LT 68 Adam Snyder (11)/
75 Jonas Jennings (5)
LG 71 Larry Allen (16)
C 66 Eric Heitmann (16)
RG 65 Justin Smiley (8)/
64 David Baas (8)
RT 74 Joe Staley (16)
TE 85 Vernon Davis (14)
WR 82 Darrell Jackson (15)
QB 11 Alex Smith (7)/
12 Trent Duffer (6)
RB 21 Frank Gore (15)
FB 40 Moran Norris (5)

Defense

LE 97 Bryant Young (15)
DT 92 Aubrayo Franklin (13)/
90 Isaac Sopoaga (3)
DE 94 Marques Douglas (16)
LOLB 98 Parys Haralson (11)
LILB 50 Derek Smith (14)
RILB 52 Patrick Willis (16)
ROLB 95 Tully Banta-Cain (10)
LCB 22 Nate Clements (16)
RCB 27 Walt Harris (15)
SS 32 Michael Lewis (16)
FS 26 Mark Roman (16)

2008

Offense

WR 82 Bryant Johnson (12)
LT 74 Joe Staley (16)
LG 68 Adam Snyder (7)/
64 David Baas (9)
C 66 Eric Heitmann (16)
RG 69 Tony Wragge (10)/
62 Chilo Rachal (6)
RT 65 Barry Sims (8)/
68 Adam Snyder (6)/
75 Jonas Jennings (2)
TE 85 Vernon Davis (16)
WR 88 Isaac Bruce (15)
QB 13 Shaun Hill (8)/
14 J.T. O'Sullivan (8)
RB 21 Frank Gore (15)

Defense

LE 91 Ray McDonald (8)
NT 92 Aubrayo Franklin (15)
DT 90 Isaac Sopoaga (15)

DE 94 Justin Smith (16)
OLB 98 Parys Haralson (10)
LILB 51 Takeo Spikes (13)/
53 Jeff Ulbrich (3)
RILB 52 Patrick Willis (16)
OLB 99 Manny Lawson (10)
LCB 22 Nate Clements (15)
RCB 27 Walt Harris (16)
SS 32 Michael Lewis (16)
FS 26 Mark Roman (16)

2009

Offense

WR 84 Josh Morgan (15)
LT 74 Joe Staley (9)
65 Barry Sims (7)
LG 64 David Baas (16)
C 66 Eric Heitmann (16)
RG 62 Chilo Rachal (15)
RT 68 Adam Snyder (15)
TE 85 Vernon Davis (16)
46 Delanie Walker (8)
WR 15 Michael Crabtree (11)
88 Isaac Bruce (7)
QB 11 Alex Smith (10)
13 Shaun Hill (6)
RB 21 Frank Gore (14)
29 Glen Coffee (2)
FB 44 Moran Norris (7)

Defense

DT 90 Isaac Sopoaga (16)
NT 92 Aubrayo Franklin (16)
DT 94 Justin Smith (16)
SAM 99 Manny Lawson (16)
TED 51 Takeo Spikes (15)
MIKE 52 Patrick Willis (16)
WILL 98 Parys Haralson (16)
LCB 22 Nate Clements (6)
31 Dre' Bly (6)
25 Tarell Brown (4)
RCB 36 Shawntae Spencer (16)
SS 32 Michael Lewis (15)
FS 38 Dashon Goldson (16)

2010

Offense

WR 84 Josh Morgan (11)
LT 74 Joe Staley (9)
65 Barry Sims (7)
LG 77 Mike Iupati (16)

C 64 David Baas (16)
RG 62 Chilo Rachal (14)
68 Adam Snyder (2)
RT 76 Anthony Davis (16)
TE 85 Vernon Davis (16)
46 Delanie Walker (8)
82 Nate Byham (3)
WR 15 Michael Crabtree (15)
QB 11 Alex Smith (10)
1 Troy Smith (6)
RB 21 Frank Gore (11)
20 Brian Westbrook (5)
FB 44 Moran Norris (11)

Defense

DT 90 Isaac Sopoaga (16)
NT 92 Aubrayo Franklin (16)
DT 94 Justin Smith (16)
SAM 99 Manny Lawson (16)
TED 51 Takeo Spikes (16)
MIKE 52 Patrick Willis (15)
WILL 98 Parys Haralson (15)
55 Ahmad Brooks (1)
LCB 36 Shawntae Spencer (16)
RCB 22 Nate Clements (16)
SS 30 Reggie Smith (7)
23 Taylor Mays (6)
32 Michael Lewis (3)
FS 38 Dashon Goldson (16)

2011

Offense

WR 15 Michael Crabtree (14)
17 Braylon Edwards (5)
LT 74 Joe Staley (16)
LG 77 Mike Iupati (16)
C 59 Jonathan Goodwin (16)
RG 68 Adam Snyder (13)
62 Chilo Rachal (3)
RT 76 Anthony Davis (16)
TE 85 Vernon Davis (16)
46 Delanie Walker (7)
81 Justin Peelle (2)
WR 15 Joshua Morgan (5)
19 Ted Ginn Jr. (3)
QB 11 Alex Smith (16)
RB 21 Frank Gore (15)
FB 49 Bruce Miller (8)
44 Moran Norris (2)

Defense

DT 91 Ray McDonald (15)
NT 90 Isaac Sopoaga (15)
DT 94 Justin Smith (16)

OLB 55 Ahmad Brooks (16)
ILB 53 NaVorro Bowman (16)
ILB 52 Patrick Willis (13)
54 Larry Grant (3)
OLB 98 Parys Haralson (16)
LCB 22 Carlos Rogers (16)
RCB 25 Tarell Brown (16)
SS 31 Donte Whitner (15)
FS 38 Dashon Goldson (14)
20 Madiou Williams (2)

2012

Offense

WR 15 Michael Crabtree (16)
LT 74 Joe Staley (16)
LG 77 Mike Iupati (16)
C 59 Jonathan Goodwin (16)
RG 75 Alex Boone (16)
RT 76 Anthony Davis (16)
TE 85 Vernon Davis (16)
46 Delanie Walker (4)
WR 82 Mario Manningham (10)
QB 11 Alex Smith (9)
7 Colin Kaepernick (7)
RB 21 Frank Gore (16)
FB 49 Bruce Miller (12)

Defense

DT 91 Ray McDonald (16)
NT 90 Isaac Sopoaga (9)
DT 94 Justin Smith (14)
OLB 55 Ahmad Brooks (16)
ILB 53 NaVorro Bowman (16)
ILB 52 Patrick Willis (16)
OLB 98 Aldon Smith (16)
LCB 22 Carlos Rogers (16)
RCB 25 Tarell Brown (16)
CB 29 Chris Culliver (6)
SS 31 Donte Whitner (16)
FS 38 Dashon Goldson (16)

HISTORICAL HIGHLIGHTS

1949

December 10, the NFL and AAFC announced that the two leagues will merge. The NFL agrees to adopt Baltimore, Cleveland and San Francisco as new franchises.

1950

The 49ers struggled in their NFL debut, winning only three games. A rival coach described them as “not big enough or tough enough.”

1951

In an amazing reversal of form sparked by a great rookie group, the 49ers were in the race until the season’s final day and finished only a half game off the top. Led by LB Hardy Brown and his famed shoulder tackle, the club had one of the toughest defensive units in the League. QB Y.A. Tittle and E Billy Wilson began their great 49er careers.

1952

After a blazing start, the 49ers slumped in mid-season. HB Hugh “The King” McElhenny came off the University of Washington campus to become the NFL PLAYER OF THE YEAR and the most feared runner in football.

1953

The 49ers had their best NFL showing posting a 9–3 record, normally good enough for a championship. Detroit, however, was 10–2. Two of San Francisco’s losses came with QB Y.A. Tittle sidelined because of a severe facial injury. The three defeats were by a total of nine points. FB Joe “The Jet” Perry became one of the few players in pro history to gain more than 1,000 yards in a single season. E Gordy Soltau was the league’s top scorer for the second straight year.

1954

The 49ers jumped out to a blazing start, posting a 4–0–1 record through the season’s first five games. However the early momentum was slowed by injuries to three key members of the legendary “Million Dollar Backfield.” QB Y.A. Tittle, HB Hugh McElhenny and FB Joe Perry all missed action with different injuries, but Perry returned to become the first player to record 1,000 yards rushing in consecutive seasons.

1955

With HB Hugh McElhenny hobbled by a foot injury, the 49ers had their second-worst season in history under Norman P. Strader, who succeeded Buck Shaw as head coach.

1956

In head coach Frankie Albert’s first year at the helm, the 49ers were in last place at mid-season with a 1–6 record. They went 4–0–1 in their last five games for a brilliant stretch drive.

1957

This undoubtedly was one of the most emotional and dramatic seasons in 49ers history. Every game was a cliffhanger and the Alley Oop pass from QB Y.A. Tittle to rookie HB R.C. Owens became a household byword. Emotions reached a peak when the beloved Tony Morabito collapsed and died of a heart attack at the Chicago Bears game on Oct. 27. Trailing 17–7, the 49ers fought back for a great victory, 21–17. The magnificent E Billy Wilson caught a pass from Tittle for the winning touchdown in the fourth quarter. Tied with Detroit at 8–4 when the season ended, the 49ers lost the playoff game, 31–27, after holding a 27–7 lead in the third quarter.

1958

An up-and-down season finished on a high note with victories over Green Bay and Baltimore. The 6–6 record, however, was blackened by the 33–3 and 56–7 lacerations at the hands of the Los Angeles Rams. Head coach Frankie Albert resigned at the end of the year.

1959

With Howard W. “Red” Hickey in charge, the 49ers were in contention all the way and QB John Brodie came into his own at quarterback when he led the team to a 21–20 upset of Cleveland. HB J.D. Smith, a converted defensive back, became the second 49er to accumulate more than 1,000 yards rushing.

1960

Howard W. “Red” Hickey saved a seemingly hopeless season when he installed his shotgun attack and the club captured four of its last five games, including a 30–22 upset of Baltimore.

1961

The success of Howard W. Hickey’s shotgun amazed the football world, especially in a 49–0 victory over Detroit. QB Billy Kilmer, a passing–running rookie from UCLA, was made to order for the new offense. When the shotgun stopped, QB John Brodie took over again in the T formation and had the finest season in 49ers QB annals. Indicating the evenness of NFL competition, the 49ers were playing for a second-place tie, plus a trip to the Runner–up Bowl at Miami, or a fifth–place position on the last day of the season. The Colts again won by three points, but 1961 will remain as one of the most exciting and interesting years in 49ers history.

1962

For the first time since 1956, the 49ers finished a frustrating season with more defeats than victories. In so doing, the honored adage of “it’s easier to win at home than on the road,” proved false—the 49ers won only one of seven at Kezar Stadium, but captured five of seven road contests.

1963 – A multitude of injuries to key personnel started the 49ers off to a disappointing 2–12 season. One of the victories, however, was a 20–14 upset of ultimate world champion Chicago, the only league defeat suffered by the Bears all season.

1964

Club Chief Executive Victor P. Morabito died of a heart attack in May. Injuries to key personnel prevented the 49ers from gaining enough offensive momentum to forge a winning season despite having one of the toughest defensive units in the league. Outstanding rookie performances by E Dave Parks, QB George Mira and LB Dave Wilcox also took some of the sting from the 4–10 record.

1965

Outstanding offensive performances enabled the 49ers to jump from the bottom to fourth place in the Western Division as the team led the NFL in both scoring and total offense. QB John Brodie was the most productive passer in the NFL, E Dave Parks led the league in receiving and rookie FB Ken Willard and veteran HB John David Crow, acquired in an off-season trade, led a strong ground game. The 7–6–1 record included a season–opening 52–24 victory over the Chicago Bears, marking the most points scored by the 49ers in NFL play.

1966

After a somewhat slow start, the 49ers got in gear just before the midway point and became one of only two teams to beat the eventual world champion Green Bay Packers. After that, they finished with a respectable 6–6–2 record and were in the battle for second place in the Western Division until the final league game. G John Thomas and E Dave Parks were All–Pro, and they joined G Howard Mudd, C Bruce Bosley, FB Ken Willard and LB Dave Wilcox in the Pro Bowl.

1967

An auspicious start (5–1) disintegrated into disappointment for the 49ers as injuries took a heavy toll and a six–game losing streak took them out of the running. QB George Mira came off the bench to lead the squad to two season–ending victories and salvage a 7–7 record. There were bright spots, however, as QB John Brodie and the 49ers were the only team to beat the power–laden Rams in a league game. G Bruce Bosley played in the Pro Bowl for the second straight season.

1968

Under new coach Dick Nolan, the 49ers posted a 7–6–1 record. The season turned on key wins over the New York Giants, 26–10, and Green Bay, 27–20. Brilliant performances by QB John Brodie, WR Clifton McNeil and RB Ken Willard led a prolific offense, while DT Charlie Krueger, LB Dave Wilcox and DB Kermit Alexander sparked a revitalized defense. McNeil and G Howard Mudd were chosen All–NFL and were joined by Wilcox, Willard and Alexander in the Pro Bowl.

1969

Beset by injuries that nearly decimated the defensive unit, the 49ers struggled through the early part of the season. They went winless in their first five games before beating Baltimore, the first time they had

beaten the Colts in 13 previous games. The 49ers finished 4–8–2 and five players—HB Jimmy Johnson, LB Dave Wilcox, G Elmer Collett, RB Ken Willard and rookie WR Gene Washington—were selected to the Pro Bowl. Johnson was also All–Pro and winner of the Len Eshmont Award.

1970

This was the greatest year since the club became a member of the NFL in 1950. The team recorded a 10–3 record and captured the Western Division (NFC) Championship. QB John Brodie was the NFL's Player of the Year, CB Bruce Taylor was NFC Rookie of the Year and Coach Dick Nolan was a near-unanimous choice as NFC Coach of the Year. Brodie, WR Gene Washington, LB Dave Wilcox and HB Jimmy Johnson were All–Pro and joined T Len Rohde in the Pro Bowl.

1971

The 49ers forged a 9–5–0 record and won their second consecutive NFC Western Division title, clinching the crown on the final day by beating Detroit, 31–27, the identical score by which the Lions had knocked the 49ers out of championship play in 1957. The season also was the club's first in its plush new home, Candlestick Park. C Forrest Blue, LB Dave Wilcox and CB Jimmy Johnson were All–Pro and joined in the Pro Bowl by TE Ted Kwalick, WR Gene Washington, RB Vic Washington, DE Cedrick Hardman and CB Bruce Taylor.

1972

Early-season inconsistency, compounded by an injury to QB John Brodie in the fifth game of the season, cast appall on the 49ers prospects for a third-straight NFC Western Division title, but QB Steve Spurrier stepped in for Brodie and turned things around with a brilliant, poised performance. In the final quarter of the final game against Minnesota, the recovered Brodie relieved Spurrier and threw two TD passes in a 20–17 win over the Vikings. The victory clinched divisional title number three, but Spurrier's nine-game contribution was the key. C Forrest Blue, DB Jimmy Johnson, TE Ted Kwalick, WR Gene Washington and LB Dave Wilcox were All–Pro selections.

1973

In what was both a disappointing and significant year, the 49ers were 5–9 after tackling the NFL's toughest schedule, a rash of key injuries and an unsettled quarterback situation. It also marked the end of the brilliant careers of QB John Brodie and DT Charlie Krueger, both of whom retired at year's end. C Forrest Blue and LB Dave Wilcox were voted All–Pro and joined in the Pro Bowl by TE Ted Kwalick, G Woody Peoples and P Tom Wittum.

1974

The 49ers used five different quarterbacks after an injury to starter QB Steve Spurrier, a week before the season opened, sidelined him for most of the year. After winning the first two games, the club lost a team-record seven straight and then closed with a rush, winning four of its last five to finish the season 6–8. RB Wilbur Jackson was named The Sporting News ROOKIE OF THE YEAR and was named to the NFL All–Rookie team along with QB Tom Owen and

DB Mike Holmes. C Forrest Blue and P Tom Wittum were All–NFC and selected for the Pro Bowl along with HB Jimmy Johnson. A knee injury forced perennial All–Pro LB Dave Wilcox to retire after a brilliant 11-year career with the 49ers.

1975

A strong defensive performance throughout the season couldn't offset an erratic offense troubled by an unsettled quarterback situation and a rebuilding offensive line. The high point of the 5–9 season was a 24–23 win over Los Angeles to end a 10-game losing streak to the Rams. At season's end, DE Cedrick Hardman was the club's first ever two-time Len Eshmont Award winner.

1976

A turnaround year for the 49ers as the team, under coach Monte Clark, posted an 8–6 record, their first winning season since 1972. With new QB Jim Plunkett at the controls, the 49ers got off to their best start ever (6–1), before hitting a mid-season four-game losing streak knocking the club out of playoff contention. The season saw the emergence of a powerful defensive unit that led the league in quarterback sacks with 61. RB Delvin Williams set a 49ers single-season rushing record with 1,203 yards. DE Tommy Hart was named All–Pro and played in the Pro Bowl along with Williams, DE Cleveland Elam and LB Dave Washington. C Randy Cross was an All–Rookie team selection. Hart became a two-time winner of the Len Eshmont Award and CB Jimmy Johnson retired after a brilliant 16-year career with the 49ers.

1977

In the 32nd year of their existence, the 49ers began a new era. On March 31, 1977, the club became the property of Edward J. DeBartolo Jr. and came under the guidance of Joe Thomas as general manager. The changeover was made more dramatic because the San Francisco 49ers were one of the few NFL franchises which had never previously changed ownership or location. On the field, under Coach Ken Meyer, the 49ers ran hot and cold. The club lost its first five games, then won five of the next six before dropping the final three contests to finish 5–9. SS Mel Phillips was named winner of the coveted Len Eshmont Award. DE Cleveland Elam was selected All–Pro and played for the NFC in the Pro Bowl.

1978

The 49ers suffered through their longest season as the club fell to 2–14 and three coaches were hired and fired in less than 12 months. First Head Coach Pete McCulley departed after nine games with a 1–8 record, and his replacement, Fred O'Connor, was let go at the end of the year as the team won just one of its final seven contests. Bill Walsh was hired as the new coach and general manager. RB Paul Hofer, who replaced RB O.J. Simpson when the newly-acquired star went to the sidelines for the year with a shoulder injury, was named recipient of the Len Eshmont award.

1979

The 49ers suffered through their second consecutive 2–14 season, but there were several indications of improvement. San Francisco went from virtually the worst-ranked offensive team in the league in '78 to one of the most productive in '79, ranking first in passing offense in the NFC and sixth in total offense in the NFL. RB Paul Hofer again was the Len Eshmont Award recipient and individual leader, racking up 615 yards rushing and an additional 662 yards receiving on 58 catches in only seven starts. QB Steve DeBerg broke Fran Tarkenton's NFL record for completions by connecting on 347 passes. K Ray Persching set a club record with an 83.3 field goal percentage and also led the league with that mark. RB O.J. Simpson retired from the 49ers and the NFL, finishing as the second leading rusher of all time with 11,236 yards.

1980

In their second season of the Bill Walsh era, the 49ers showed gradual improvement in their rebuilding program. A three-game winning streak to open the season, combined with a three-game victory string from Week 12 through Week 14, enabled the Niners to post a 6–10 season, tripling the number of victories from each of the previous two 2–14 campaigns. Week 14 was a day when the 49ers made NFL history. That December 7 at Candlestick Park, the 49ers overcame a 35–7 halftime deficit against the New Orleans Saints to win in overtime, 38–35. The 28-point comeback was the biggest comeback in NFL history. E Jim Stuckey and P Jim Miller were named to All–Rookie teams, while another rookie, FB Earl Cooper, led the NFC in receptions with 83, the most catches ever by an NFL rookie. WR Dwight Clark caught 82 passes to break the team wide receiver mark, and QB Joe Montana set the club passing percentage record at 64.5 with 176 completions in 273 attempts.

1981

It was a year of firsts and bests for the 49ers in 1981. In his third season as head coach and general manager, Bill Walsh guided San Francisco to a 16–3 record (best record in the league that year), the NFC Western Division title (first since '72), the NFC Championship crown (first ever for the 49ers) and the World Championship/Super Bowl XVI win (first ever for the 49ers). Walsh earned every possible NFC Coach of the Year award and all seven NFL Coach of the Year honors, while six 49ers were named to the Pro Bowl—WR Dwight Clark, C Randy Cross, QB Joe Montana, DE Fred Dean, S Ronnie Lott and S Dwight Hicks. Three San Francisco players were selected to All–Pro teams as recognized by the NFL—Cross, Lott and Dean. Montana, who led the NFC in passing in '81, was named MVP of Super Bowl XVI (for leading his team to a 26–21 win over the Cincinnati Bengals of the AFC). Dean was picked UPI NFL Defensive Player of the Year, NFL Outstanding Defensive Lineman of the Year (NFL Players Association) and NFC Defensive Player of the Year (Kansas City Committee of the 101). San Francisco opened and closed the season in Pontiac, MI in drastically different styles. The 49ers lost two of their first three games of 1981, including the season opener on the road against Detroit, then ran off seven wins—before a loss to Cleveland 15–12—and ran off eight more wins (including playoffs, the NFC Champion—

ship and Super Bowl XVI). The 49ers won 15 of their last 16 games, beat five opponents twice—including all three postseason foes—and became the first team since Chicago in 1945–47 to go from the worst NFL record (2–14 in 1979) to the league's best (13–3 in '81) in just three seasons. All this happened with three rookies (S Carlton Williamson, CB Eric Wright and Lott) starting in the defensive secondary. Those three rookies, along with Montana, Clark, Cross, WR Freddie Solomon and Hicks, combined with “old veterans” Dean and LB Jack “Hacksaw” Reynolds, formed a nucleus of world championship vintage.

1982

As defending world champions, the San Francisco 49ers did not enjoy the 1982 season, but then not many NFL fans, coaches and players throughout the league did either (except maybe in Washington, where the Redskins were Super Bowl XVII champs). The Niners fell to 3–6 and missed out on the playoffs. In the strike-shortened season, San Francisco went winless at home (0–5) but did manage a 3–1 road record (the Niners were 0–2 prior to the 57-day players' strike and 3–4 following it). WR Dwight Clark had an outstanding season, leading the NFL with 60 receptions and being named consensus All-Pro and NFL Player of the Year by Sports Illustrated. LB Keena Turner (second-team All-Pro), S Ronnie Lott (Pro Bowl), C Randy Cross (Pro Bowl), S Dwight Hicks (Pro Bowl), T Keith Fahnhorst and QB Joe Montana (NFL record for five straight 300-yard passing games) were bright spots in an otherwise disappointing season.

1983

For the second time in three seasons, San Francisco played in the NFC Championship Game. The '83 49ers were 10–6 (third best regular season victory total in club history) and NFC Western Division Champions (fifth time since 1970, second time since 1981). In the playoffs, San Francisco squeezed past Detroit, 24–23, but lost to Washington, 24–21, in the NFC Championship contest. Individual standouts included QB Joe Montana (the league's No. 1 all-time QB entering the 1984 season), S Ronnie Lott (making his third Pro Bowl appearance in as many years), DE Fred Dean (leading the NFC in sacks with 17.5), DE Dwaine Board (second in sacks with 13), CB Eric Wright (team leader in interceptions with seven, two for scores), WR Dwight Clark (team leader with 70 receptions and eight TDs), WR Freddie Solomon (club record 21.4 yards per catch), K Ray Wersching (team-record 126 points, including a perfect 51-of-51 PATs), offensive linemen C Randy Cross, T Keith Fahnhorst and G John Ayers, RB Roger Craig (752 yards rushing, 427 receiving), RB Wendell Tyler (856 rushing yards, 285 receiving) and NFL All-Rookie team pick LB Riki Ellison.

1984

The 49ers experienced the most successful regular season in NFL history by winning a league record 15 games, including all eight road contests—setting yet another NFL standard. The Niners broke 14 team records in '84, while becoming the first NFC team to sweep all of its conference games, and the first NFC West unit to win all contests within the division. Led by RB Roger Craig and QB Joe Montana, San Francisco capped the year by routing the Miami

Dolphins in Super Bowl XIX, 38–16. The win was the 18th victory of the '84 campaign, establishing an NFL standard for wins in a single season (including playoffs). San Francisco scored a then team-record 475 points. The 49ers defense was the stingiest in the NFL in '84, allowing a league-low 227 points scored. Honors were numerous, including Pro Bowl recognition for 10 of Bill Walsh's charges—Montana, RB Wendell Tyler, T Keith Fahnhorst, C Randy Cross and C Fred Quillan on offense and S Dwight Hicks, S Ronnie Lott, S Carlton Williamson and CB Eric Wright (the entire Niners secondary), and LB Keena Turner on defense.

1985

At 10–6, San Francisco qualified for postseason play for the fourth time since 1981. Offensively, RB Roger Craig and WR Jerry Rice emerged as potent weapons in the attack. Craig became the first NFL player to surpass 1,000 yards rushing and receiving in the same season. Rice was named NFC ROOKIE OF THE YEAR and set the team record for first-year players with 927 receiving yards. The defense experienced the influx of four new starters in '85 (NT Michael Carter, LB Todd Shell, LB Michael Walter and DE John Harty). Carter won a berth on the Pro Bowl team, as did DBs Eric Wright and Carlton Williamson.

1986

The 49ers captured their fourth NFC Western Division title since 1981. Offensively, the team was led by All-Pro wide receiver WR Jerry Rice, who paced the NFL with 1,570 receiving yards and 15 touchdowns. Those marks established club standards in addition to Rice's team-record 16 total scores. The defense managed 49 takeaways, tying the Kansas City Chiefs for NFL leadership. San Francisco's 39 interceptions and 578 return yards set team records, while five scores on interceptions returns tied another club mark. S Ronnie Lott tied HB Dave Baker's 1960 team record with 10 interceptions. The output by young players was vital due to major injuries suffered by many starting veterans. San Francisco made 20 roster moves during the season, shuffling players in and out of action. QB Joe Montana missed Weeks 2–9 due to back surgery, while backup signal-caller Jeff Kemp did not play Weeks 8–11 due to a hip injury.

1987

The San Francisco 49ers marched to an NFL regular season best 13–2 record. It marked a league-leading third time in the decade of the '80s that the team either tied or posted the best win-loss percentage during the regular season. San Francisco led the NFL with 5,987 total yards and was best among league defenders allowing 4,095 total yards. It was the first time in Niners history that the team led the league in fewest total yards allowed. WR Jerry Rice set NFL records with 22 receiving touchdowns and scoring receptions in 13 consecutive games. The durable wide out received postseason Most Valuable Player awards from nearly every news agency and sports publication. QB Joe Montana won the first NFL passing title of his nine-year career and set a team record with 31 touchdown passes. S Ronnie Lott, Montana and Rice were joined by NT Michael Carter and RB Roger Craig on the NFC squad in the 1988 Pro Bowl.

1988

The 49ers climaxed their 1988 season in thrilling fashion with a dramatic touchdown drive in the waning seconds of Super Bowl XXIII. QB Joe Montana's 10-yard scoring toss to WR John Taylor with 34 seconds remaining in the contest gave the Niners their third Super Bowl win of the decade and the rights to the title “Team of the 1980s.” The world championship game against the Cincinnati Bengals was a microcosm of the entire '88 campaign. San Francisco opened the year strong with a 5–2 record, but by Week 12 were 6–5, two games out of first place with only five contests to play. That week's victory over Washington launched a four-game winning streak that resulted in the Niners moving up from third to first place in the NFC West standings and earning a third consecutive NFC Western Division title. As the season ended RB Roger Craig broke the team's single season rushing record (finishing with 1,502 yards) and K Mike Cofer established new Niners single-season standards for field goals attempted (38) and made (27). WR Jerry Rice went on a playoff tear that included: an NFL postseason record-tying three touchdown receptions against Minnesota, the Montana-to-Rice battery hooked-up on first half touchdowns of 61 and 27 yards at Chicago, and concluded with a Super Bowl XXIII MVP performance of 11 receptions for a Super Bowl record 215 yards and a touchdown. Defenders S Ronnie Lott, DE Charles Haley, NT Michael Carter, along with Rice, Taylor and Craig, were selected to the Pro Bowl.

1989

George Seifert was named head coach of the San Francisco 49ers just four days after the team had won its third World Championship under retiring head man Bill Walsh. Seifert's quest for the title was tested early and often as the 49ers endured nail-biting wins at Indianapolis (30–24) and Tampa Bay (20–16) to open the season. QB Joe Montana threw for 428 yards and five touchdowns, including a team-record four TD tosses in the fourth quarter resulting in a 10-point victory (38–28) in Philadelphia. Under first-year offensive coordinator Mike Holmgren, the Niners accumulated more yardage than any other NFL team. WRs Jerry Rice and John Taylor, RB Roger Craig, G Guy McIntyre and QB Joe Montana were 1990 Pro Bowl participants. Rice's 1,483 receiving yards paced the league. Craig exceeded 1,000 yards rushing for the second consecutive season and running mate FB Tom Rathman led NFC running backs with 73 receptions. Montana had the best season of his career. A consensus Player of the Year, Montana's 112.4 quarterback rating set a then NFL single-season record. Montana was selected by his teammates as the '89 recipient of the Len Eshmont Award. Fueled by Rice's 72-yard first quarter catch-and-run for a score, the 49ers exploded for 27 first half points and cruised to a 41–13 victory against Minnesota in their opening '89 playoff contest. The 49ers faced Los Angeles in the NFC Championship Game. The Niners started slowly, however. Two long, second-quarter scoring drives and a touchdown set up by an interception gave San Francisco a 21–3 lead at intermission. Cofer's three field goals cushioned San Francisco's lead as the team advanced to Super Bowl XXIV with a satisfying 30–3 win. The 49ers displayed optimal performance at the highest level of

competition while securing their second consecutive World Championship. The resounding 55–10 defeat of the Denver Broncos in Super Bowl XXIV was a convergence of talent and technique, planning and purpose. San Francisco tied or set nearly 40 Super Bowl records and Montana was honored with the game's MVP award for an unprecedented third time.

1990

The Niners finished the season with an NFL–best 14–2 mark and came within four seconds (in a 15–13 loss to the NY Giants) of earning their third consecutive trip to the Super Bowl. In addition to recording the NFL's best win–loss mark for the second straight season, the 49ers captured the NFC Western Division title for the fifth consecutive year and the eighth time since 1981 ('81, 1983–84, 1986–90). San Francisco claimed its 11th Division crown since the NFL/AFL merger of 1970, more than any NFC Western Division opponent (the Rams were second with eight), and second most in NFL history (behind Miami's 13 AFC East titles). San Francisco opened the 1990 season with a team–record 10 consecutive victories. The 49ers also posted an 8–0 mark on the road, giving them the longest road winning streak in league history (19 games, including postseason) heading into '91. QB Joe Montana and WR Jerry Rice again formed one of the most prolific aerial combinations in pro football. Montana, who was named 1990 Sportsman of the Year by Sports Illustrated, finished his 12th NFL season by throwing for a then team–record 3,944 yards. He also tossed 26 touchdown passes (second in the NFC) and finished as the third highest rated quarterback in the conference. On the receiving end of many of those Montana passes was Rice, who became only the fourth player in league history to reach the century mark in receptions for a single season. Rice hauled in 100 passes for 1,502 yards and 13 TDs, and earned his fifth consecutive trip to the Pro Bowl. In one of the most memorable performances of the season (if not team history), Rice tied an NFL record with five TD receptions in a 45–35 victory at Atlanta, October 14. The defensive side of the ball was led by LB–DE Charles Haley's 58 tackles and an NFC–high 16 sacks. For his efforts, the fourth–year player from James Madison University was named as a starter in the 1991 Pro Bowl. LB Bill Romanowski led the team in tackles with 79, while CB Darryl Pollard registered 74, including a team–high 72 solo stops. A number of team career records fell by the wayside in '90. Montana slipped past QB John Brodie to take over the career passing lead (34,998 yards), while RB Roger Craig became the all–time team record holder in career receptions with 508, moving ahead of WR Dwight Clark's total of 506. The 49ers placed five players on the 1991 NFC Pro Bowl squad, four as starters. Representing the 49ers were Haley, Rice, S Ronnie Lott and G Guy McIntyre, while Montana, selected as a starter, was unable to participate because of a finger injury suffered in the NFC Championship Game.

1991

It was a classic case of "too little...too late" for the San Francisco 49ers in 1991. After losing six of their first 10 games by a total of 26 points, the Niners won their remaining six contests (by a total of 95 points) but missed the playoffs for the first time since 1982. The 49ers finished the 1991 campaign in impres-

sive fashion during that final six–game span, with a margin of victory that averaged almost 16 points. During that final six–game span, the Niners defeated three playoff teams (New Orleans, Kansas City and Chicago) while averaging 31.5 points per game in the process. WR Jerry Rice continued to register his place in club and league history taking over the club's career receiving record with 525 catches. Rice finished third in the NFC with 80 receptions and 1,206 yards, surpassing 1,000 receiving yards for a club–record sixth consecutive season, and he led the NFL with 14 TD receptions. QB Steve Young won the NFL passing title, despite missing six games due to a knee injury. Young, who passed for 2,517 yards and 17 TDs, finished with a 101.8 rating, besting Washington's Mark Rypien (97.9) for the title. When Young was injured at Atlanta November 3, QB Steve Bono (1,617 yards, 11 TDs) came off the bench to rally the team to five consecutive victories. On the defensive side of the ball, S Dave Waymer finished as the leader in total tackles (86), solo tackles (77), interceptions (4), interception return yards (78) and passes defended (16) and tied CB Kevin Lewis for the lead in forced fumbles (3). LB–DE Charles Haley and DE Larry Roberts each posted seven sacks, while CB Don Griffin's 99–yard fumble return against the Bears set a team record and was the third longest return in league history. San Francisco placed three players on the 1992 NFC Pro Bowl squad, two as starters, as Rice, Guy McIntyre and Haley were all selected (Rice and McIntyre as starters). It was the sixth time in Rice's seven–year career that he was selected to play on the islands. McIntyre and Haley were each selected for the third time.

1992

The San Francisco 49ers continued their winning tradition as they once again posted the NFL's best regular season record (14–2), while winning their sixth NFC Western Division title in seven years, and advancing to the NFC Championship Game for the second time in three seasons. In the NFC Divisional Playoffs, the 49ers defeated defending Super Bowl Champion Washington (20–13). However, San Francisco fell to Dallas, 30–20, in the NFC Championship Game at Candlestick Park the following week. WR Jerry Rice continued to etch his name in football history, becoming the NFL's all–time touchdown reception leader with 103. He tied Steve Largent's mark of 100 in Week 13 against the Philadelphia Eagles (11–29), then broke the record the following week vs. the Miami Dolphins (12–6). QB Steve Young, who harvested a total of 34 awards, including the NFL'S Most Valuable Player Award, won the NFL passing title for the second straight year, finishing an amazing 16.3 points ahead of his closest competitor. Young, who passed for 3,465 yards and 25 TDs, finished with a 107.0 rating. Following his 101.8 rating in 1991, it marked the first time in league history that anyone had posted back–to–back seasons with ratings higher than 100 each year. RB Ricky Watters gained 1,013 yards to establish a team rushing record for first–year backs. K Mike Cofer's 107 points led the 49ers in scoring for the fifth consecutive year. On the defensive side of the ball, linebacking led the charge as LB Bill Romanowski finished as the leader in total tackles (80) and assists (15). LB Mike Walter (67 solo stops) and LB Tim Harris (17 sacks for 116 yards) also led defensive categories. CB Don Griffin

paced the defensive backfield with five interceptions and 19 passes defended. Fans at Candlestick saw the Niners rewrite part of the team's record book in '92 as they set team marks for total offense (598 yards) vs. the Buffalo Bills (Sept. 13) and points (56) in their win over the Atlanta Falcons (56–17, 10–18). San Francisco placed seven players on the 1993 NFC Pro Bowl squad, including four starters and five first–time participants. Rice, G Guy McIntyre, DT Pierce Holt and Young were all named as starters. TE Brent Jones, Watters and T Steve Wallace were also selected. It was the seventh time in Rice's eight–year career that he was selected to play on the islands and McIntyre was named for the fourth time, while the others made their first visits.

1993

The 1993 season was another in a long line of successes for the San Francisco 49ers. Among the team's accomplishments were: a 10–6 record, marking an NFL–record 11th consecutive season with 10 or more victories, the team's 10th NFC West title in 13 seasons and a third appearance in four years in the NFC title game. In addition, San Francisco led the National Football League in scoring and total offense and established or tied five of the team's nine major offensive records. The marks set included most net offensive yards (6,435), most TDs (61), most first downs (372) and highest average gain per play (6.3). The Niners also tied the team mark for net passing yards in a season with 4,302, equaling the record set in 1989. Individually, QB Steve Young became the first player in NFL history to lead the NFL in passing three consecutive seasons, when he posted a 101.5 rating in 1993. In addition, it was his third consecutive season with a rating over 100, also a league first. Young completed 68 percent of his passes (second highest in team history) for a then club–record 4,023 yards. His 29 scoring passes in '93 ranked third on the team's single–season charts. RB Ricky Watters led the ground game for the second consecutive season, narrowly missing the 1,000–yard mark with 950 yards. Watters posted 10 rushing TDs during the season and set an NFL single–game playoff record with a five–touchdown outburst vs. the New York Giants. WR Jerry Rice posted one of his best seasons, recording 98 receptions for 1,503 yards and 15 touchdowns on his way to being named NFL OFFENSIVE PLAYER OF THE YEAR by Associated Press. He also received the team's Len Eshmont Award. Defensively, DT Dana Stubblefield was named the NFL DEFENSIVE ROOKIE OF THE YEAR, capping a season in which he registered 10.5 sacks. LB Bill Romanowski (105) and S Tim McDonald (91) topped the team in tackles. Young, Rice and McDonald were selected to the Pro Bowl, joining T Harris Barton, G Guy McIntyre, TE Brent Jones and C Jesse Sapolu with that honor.

1994

The 1994 San Francisco 49ers completed one of the most impressive seasons in NFL history by capturing their NFL–record fifth Super Bowl Championship at Joe Robbie Stadium in Miami. San Francisco defeated the San Diego Chargers 49–26 in Super Bowl XXIX to put the finishing touches on a 16–3 season and win an unprecedented fifth Vince Lombardi Trophy. The offseason started on a high note. Despite facing an NFL–imposed salary cap in 1994, the 49ers

1995

still managed to sign such veteran free agents as LB Ken Norton Jr., LB Gary Plummer, DE Tim Harris, DE Charles Mann, DE Richard Dent, LB Rickey Jackson, C Bart Oates, WR Ed McCaffrey and CB Toi Cook. Then, after some draft day maneuvering, San Francisco came away with two first-round picks in DT Bryant Young and FB William Floyd. Injuries, however, played a key factor early in the campaign. By the end of the second game in Kansas City, the 49ers had lost most of their starting offensive line, as well as the services of Dent, their top pass-rusher, to various injuries. Despite signing CB Deion Sanders prior to Week 3, the problems continued. Still playing with a decimated line, San Francisco suffered its worst loss in almost 14 years when it dropped a 40–8 decision to the Philadelphia Eagles in Week 5 at Candlestick Park. The season turned around the following Sunday at Detroit when the 49ers, trailing 14–0 at one point, rallied to defeat the Lions 27–21. That win started a winning streak that extended 10 games and saw the 49ers finish 13–3 and win the Super Bowl. Among the other highlights from the 1994 season, the 49ers offense was one of the most potent ever. During the 16-game regular season, the 49ers scored a team-record 505 points, a total that ranks as the fourth-highest total in NFL history. The 31.6 points per game average also established a team record. In addition, San Francisco scored 66 touchdowns, shattering the previous team mark of 61. QB Steve Young recorded one of the finest seasons in NFL history. He set a league record with a QB rating of 112.8 and became the first player in NFL history to lead the league in passing four consecutive seasons. He also set team records for completion percentage (70.2) and touchdown passes (35). In Super Bowl XXIX, he passed for a record six touchdowns, while being named the game's MVP. Rookie Floyd emerged as one of the league's brightest young stars, rushing for 305 yards and six TDs. The 49ers went 10–1 after he was named to the starting lineup in Week 6 at Detroit. Young finished third on the team in rushing with 293 yards and led the team with seven rushing touchdowns. WR Jerry Rice set a team record with 112 receptions for 1,499 yards and 13 touchdowns. However, his shining moment came in Week 1 vs. the Los Angeles Raiders when he eclipsed Jim Brown's all-time touchdown mark with 127. Norton Jr. led the 49ers with 92 total tackles and 79 solo stops. S Merton Hanks placed second with 79 tackles (66–13) while leading the team with seven interceptions. DT Dana Stubblefield's 8.5 sacks and 53.5 sack yards led the squad for the second consecutive season. And finally, Sanders, who joined the team in Week 3, shattered the team record with an NFL-high 303 interception return yards on six thefts. Among his three returns for touchdowns (tying a team mark) were efforts of 93, 90 and 74 yards. He was named the NFL Defensive Player of the Year as well as a starter in the Pro Bowl. Other Pro Bowl selections included Young, Rice, TE Brent Jones, Oates, G Jesse Sapolu, Hanks, Stubblefield, S Tim McDonald and RB Ricky Watters. CB Eric Davis had a team-leading 22 passes defended during the regular season and four interceptions in the playoffs.

San Francisco once again captured the NFC West Championship, despite battling through a season in which injuries wreaked havoc time and again. Among the key contributors who were sidelined during the campaign were starting FB William Floyd, whose season ended with a severe knee injury in the October New Orleans game, and QB Steve Young, who missed five games with a shoulder injury. Those injuries, in addition to several others in the offensive line throughout the season, would have crippled most teams; however, the 1995 49ers established a reputation as one of the grittiest in team history. The defensive unit created a new aggressive identity, finishing the season ranked number one in the NFL. Not only did it lead the league in scoring defense, it set team records for fewest rushing yards allowed (1,061) and fewest rushing yards per game (66.3). San Francisco's defense also excelled in takeaways, forcing a total of 34, including a team-record seven (five interceptions, two fumbles) that resulted in touchdowns. Among the standout performers were Pro Bowl selections CB Eric Davis, FS Merton Hanks and SS Tim McDonald, marking the second consecutive season the 49ers secondary included three Pro Bowl picks. LB Ken Norton Jr. racked up 127 tackles and set a team single-game record by returning two interceptions for touchdowns at St. Louis. LB Lee Woodall and DT Dana Stubblefield rounded out the Niners Pro Bowl defensive players. Offensively, WR Jerry Rice posted the finest of his legendary 11 seasons with the 49ers. He became the NFL's career leader with 942 receptions and 15,123 yards, while also establishing the league's single-season standard with 1,848 yards. He was named as a starter in the Pro Bowl for the 10th consecutive season. Young, who returned to quarterback the team for the final four regular season games, was also selected to the Pro Bowl, as was TE Brent Jones, who made the squad as an alternate. One of the highlights of the season was the emergence of QB Elvis Grbac. Playing in place of the injured Young, he directed the Niners to three of their biggest wins of the season at St. Louis, at eventual world champion Dallas and at Miami. Floyd was the recipient of the team's Len Eshmont Award.

1996

One streak continued and another ended for San Francisco in 1996. With a 12–4 record, the 49ers reached double digits in the win column for the 14th consecutive season, the longest streak in the NFL. However, the upstart Carolina Panthers unseated the Niners as NFC West Champions, ending their four-year reign. San Francisco remained one of the league's most dangerous teams with an aggressive defense and a productive offense. Despite losing QB Steve Young for four full games and parts of four others with various injuries, the 49ers offense ranked second in the NFC with 398 points and sixth in the NFL in total offense. WR Jerry Rice became the first player in NFL history to record four 100-catch seasons after making a league-high 108 receptions for 1,254 yards. The 12-year veteran earned his NFL record-tying 11th Pro Bowl invitation and was a first-team All-Pro selection. Young won his fifth NFL passing title with a QB rating of 97.2 and was named to the Pro Bowl for the fifth consecutive season. Defensively, the 49ers had the league's

most imposing pass rushing trio in DE Roy Barker, DT Bryant Young and DE Chris Doleman. Barker finished fourth in the NFC with 12.5 sacks, while Doleman's 11 sacks moved him into seventh on the NFL's career list with 115.5. Young was named a starter on the NFC Pro Bowl team and earned first-team All-Pro honors after posting 11.5 sacks and 85 tackles. He also claimed the 49ers Len Eshmont Award as the team's most inspirational and courageous player. The third-year veteran was joined on the Pro Bowl team by FS Merton Hanks, who was invited for the third consecutive season. As usual, Rice's assault on the record books continued. He became the first player in NFL history to register 1,000 career receptions and 16,000 receiving yards. Rice also surpassed K Ray Wersching as the team's all-time leading scorer with 982 points.

1997

Although they appeared vulnerable after first week injuries to QB Steve Young and WR Jerry Rice, the San Francisco 49ers rallied under the direction of rookie head coach Steve Mariucci, reclaimed the NFC West title and advanced to the NFC Championship Game. The 49ers finished with a 13–3 mark, including an 11-game winning streak, despite losing Rice for all but two games. They did it behind a new-found running attack and the league's top-ranked defense. Mariucci became one of 13 head coaches since the NFL–AFL merger in 1970 to lead his team to a division title in his rookie season, and he was the fourth to do it directly out of the college ranks. The former University of California skipper established an NFL record for consecutive wins by a rookie head coach with an 11-game streak (games 2–12). The 49ers claimed their 13th NFC West title in 17 years and posted 10–or-more wins for the 15th consecutive season. Young suffered a concussion against Tampa Bay on opening day, but remained healthy throughout the season and claimed his NFL record-tying (Sammy Baugh) sixth league passing title with a rating of 104.7. The 13-year veteran showed consistency while getting adjusted to a new coach, new running back and two young receivers. The 49ers made a commitment to a power rushing attack by signing G Kevin Gogan during the offseason. The additional size up front allowed the 49ers to finish fourth in the NFC in rushing yards. RB Garrison Hearst (1,019 yards) became the first 49ers running back to rush for 1,000 yards since 1992. With Rice out, WR Terrell Owens and WR J.J. Stokes became the primary receiving targets. Owens led the team with 63 receptions for 936 yards and eight touchdowns, while Stokes posted 58 receptions for 733 yards and four touchdowns. Rice returned for one game against Denver (12–15) and helped the 49ers clinch home field advantage throughout the playoffs with a 34–17 win. Rice became the first non-kicker in league history to reach 1,000 points with a 14-yard touchdown catch in the second quarter of the Broncos contest. The 49ers defense led the league in total yards allowed (250.8), finished second in takeaways (41) and was tied for third in sacks (54). They helped carry the burden as the offense adjusted to new personnel. For the second consecutive season, the 49ers had three players reach double figures in sacks. DT Dana Stubblefield (15.0), DE Chris Doleman (12.0) and LB Kevin Greene (10.5) led the sack attack. Stubblefield finished second in the league in

sacks and was named NFL Defensive Player of the Year by Associated Press and earned the Len Eshmont Award as the team's most inspirational player. Of the seven 49ers named to the Pro Bowl, five were from the defense. Stubblefield was joined by Doleman, FS Merton Hanks, LB Lee Woodall and LB Ken Norton Jr. Gogan and Young were San Francisco's offensive selections.

1998

Led by one of the most productive offenses in team and league history, San Francisco posted its 16th consecutive winning season and remained one of the NFL's elite teams. Behind the strong arm of QB Steve Young, the powerful legs of RB Garrison Hearst and the triple-threat receiving corps of WR Jerry Rice, WR Terrell Owens and WR J.J. Stokes, the 49ers rolled to a 12–4 regular season mark and an appearance in the NFC Divisional Playoff Game. Young opened the season in sizzling fashion. The 14-year veteran established an NFL record by throwing for over 300 yards in six consecutive games, breaking the previous record of five held by former 49ers QB Joe Montana. Young finished the season completing 322-of-517 (62.3) passes for 4,170 yards and 36 touchdowns. His final passing rating of 101.1 marked the seventh consecutive season he has surpassed the 100-point barrier and earned him his seventh consecutive trip to the Pro Bowl. The 49ers offensive line, led by Pro Bowl G Kevin Gogan, paved the way for Hearst's record-setting season. Hearst, and his team-record and career-high 1,570 yards rushing, were a major reason the 49ers led the NFL in rushing. His 198-yard performance against the New York Giants on Monday Night Football also set a then team-record and was a personal-best. His four plays of 70 yards or more led the league and helped earn him his first career Pro Bowl selection. The 49ers receiving corps was in the capable hands of Rice, Owens and Stokes. Rice, returning from a serious knee injury in 1997, earned his 12th career Pro Bowl nomination and finished with a team-high 82 receptions for 1,157 yards and nine touchdowns. The athletic Owens asserted himself among the league's best receivers and brightest young stars by catching 67 passes for 1,097 yards and 14 touchdowns. Stokes caught a career-best 63 passes for 770 yards and eight touchdowns. The 49ers defense was paced by the inspiring play of DT Bryant Young. Young was having an exceptional season with 54 tackles and 9.5 sacks before suffering a season-ending leg injury against the New York Giants on Monday Night Football. Young was still named Eshmont Award winner although missing the final four regular season games. LB Winfred Tubbs, in his first season with the 49ers, earned his first career Pro Bowl nomination after finishing with 112 tackles. CB Darnell Walker, FS Merton Hanks, S Zack Bronson and S Tim McDonald led the team with four interceptions each.

1999

San Francisco had a streak of 16 consecutive winning seasons snapped, after finishing the 1999 season with a 4–12 record. A season-ending injury to QB Steve Young in Week 3 sent the 49ers into a tailspin from which they did not recover. Replacing Young proved to be quite a task for QBs Jeff Garcia and Steve Stenstrom. Garcia received the first try at

the job and responded admirably, posting a 24–22 victory, with a QB rating of 106.0, over the Tennessee Titans in his first NFL start. Garcia would start the next four games, but was replaced by Stenstrom in Week 10 at New Orleans. With Stenstrom struggling in starts against the Saints, Rams and Packers, the 49ers coaching staff returned Garcia to the starting lineup for a December 5 game at Cincinnati. And what a return it was. Garcia threw for a career-high 437 yards against the Bengals, including throwing two touchdown passes to WR Jerry Rice. The game proved to be an impetus for Garcia, who over the final five games of the season completed 121-of-182 passes for 1,441 yards, eight touchdowns and three interceptions for a quarterback rating of 98.3. During that stint, Garcia completed 66.5 percent of his passes and was sacked just three times for 25 yards. San Francisco also was faced with the task of replacing 1998 Pro Bowl RB Garrison Hearst and his team-record 1,570 yards rushing. A key off-season acquisition of RB Charlie Garner proved more than an adequate replacement. Garner rushed for a career-high 1,229 yards, caught a career-high 56 passes for 535 yards and finished third in the NFL with 1,764 total yards. The San Francisco running attack also was given a boost by second-year FB Fred Beasley's 276 yards rushing and 282 yards receiving, both marks were career-high's. Overall the 49ers led the NFL with 2,095 yards on the ground, becoming the first team to lead the league for consecutive seasons since Buffalo did it in 1991–92. The 49ers also led the league with a per-rush average of 5.0 yards. The San Francisco receiving corps was once again paced by Rice. He finished the year with 67 receptions for 830 yards and five touchdowns. Certainly not the kind of numbers that Rice is accustomed to, but over the final five games of the season, Rice caught 24 passes for 420 yards (17.5) and three touchdowns. In that span he posted two 100-yard games, including a six-reception, 143-yard effort at Atlanta (1–3) in the season finale. WR Terrell Owens added 60 receptions for 754 yards and four touchdowns while J.J. Stokes totaled 34 grabs for 429 yards and two touchdowns, including a five-reception, 130-yard performance at Atlanta (1–3) in the season finale. The 49ers defense struggled for much of the season, but was highlighted by several individual performances. DT Bryant Young was named the Associated Press Comeback Player of the Year and earned a Pro Bowl selection. After overcoming a devastating leg fracture that ended his 1998 season and left his future clouded in doubt, Young answered all questions by earning a Pro Bowl nomination with his 11.0 sacks on the season. S Lance Schulters, in his first season as a starter, responded by finishing second in the NFC with six interceptions, including a game-winning 64-yard return against New Orleans (9–19) in the second week of the season. Schulters was named as the starting free safety for the NFC squad in the 2000 Pro Bowl.

2000

San Francisco opened its sixth decade in the NFL under new leadership. The transfer of ownership from Edward J. DeBartolo, Jr. to his sister Denise DeBartolo York was approved by the NFL May 23, 2000. DeBartolo, Jr. ended his tenure after guiding the 49ers to five Super Bowl Championships and 16 postseason appearances. A young San Francisco

team, which at one point started five rookies on defense, showed marked improvement throughout the season, winning four of the last six games, to finish 6–10. The offense again was one of the best in the league, which led to three starters being named to their first Pro Bowl – QB Jeff Garcia, RB Charlie Garner and WR Terrell Owens. Garcia, who was in his first season as the full-time starter, set the pace for the offense all season long. He set career-highs in every category, completing 355-of-561 passes for a team-record 4,278 yards, with 31 touchdowns and only 10 interceptions. He finished the year ranked fifth in the NFL with a 97.6 quarterback rating. Garcia started all 16 games and had six 300-yard passing games, including a 402-yard effort against Chicago in December, which was his third straight 300-yard passing performance and his sixth of the season. His productivity not only led to his first Pro Bowl appearance, but Football Digest also named him the NFL's Most Improved Player. WR Terrell Owens was one of the many beneficiaries of Garcia's success. Owens posted his second career 1,000-yard season, catching a career-high 97 passes for 1,451 yards, which ranked him fourth in the NFL. Owens, who only played in 14 games during the season, also had five 100-yard games and scored a team-high 13 touchdowns. Owens had his best performance of his career against Chicago in December, breaking a 50-year old NFL record with 20 receptions for 283 yards and one touchdown. Owens broke Tom Fears' NFL record of 18 receptions in a game, which he set back in 1950 with the Rams. The 49ers backfield was again in the capable hands of Garner and FB Fred Beasley. Garner earned his first Pro Bowl appearance and became the fourth 49ers running back to rush for 1,000 yards in back-to-back seasons. Garner, behind the stellar play of the 49ers offensive line, ran for 1,142 yards on 258 carries and seven touchdowns. Also a receiving threat, Garner set career-highs with 68 receptions for 647 yards and three touchdowns. In addition, he established a team record with 201 yards rushing vs. Dallas. Beasley also had a solid year, rushing for 147 yards on 50 carries and three touchdowns, while catching 31 passes for 233 yards and three touchdowns. The 49ers defense was young, but got better over the last half of the season. The defense was again paced by the efforts of DT Bryant Young, who posted 51 tackles and led the team in sacks with 9.5. LB Ken Norton Jr. was one of only three players to start all 16 games, extending his consecutive games streak to 160. The 49ers defense started five rookies in the final game at Denver and had seven different rookies start throughout the 2000 campaign. Rookies CB Ahmed Plummer, DE John Engelberger and CB Jason Webster all started at least 10 games. Six rookies—Plummer, Webster, Engelberger, LB Julian Peterson, DT Cedric Killings and S Ronnie Heard—participated in more than 20-percent of the total 1,096 plays.

2001

The San Francisco 49ers made their return to the playoffs after a two-year absence, as the young and improving team posted a 12–4 record. The year marked the return of RB Garrison Hearst, who came back from a devastating ankle injury that kept him out of football for two seasons. Hearst rushed for 1,206 yards, was named Associated Press Comeback Player of the Year and also earned his second

career Pro Bowl nomination. In total, the 49ers had six players travel to the islands for the annual all-star game. In addition to Hearst on offense, QB Jeff Garcia and WR Terrell Owens made their second straight appearances, C Jeremy Newberry played in his first Pro Bowl, G Ray Brown made the first Pro Bowl appearance in his 16-year career, and on defense DT Bryant Young made his third Pro Bowl appearance, anchoring the 49ers defense that improved from ranking 29th in 2000 to 13th in 2001. The offense was again in the capable hands of Garcia. The Gilroy native proved that 2000 wasn't a fluke. He completed 316-of-504 passes for 3,538 yards. The third-year veteran also threw 32 touchdowns, becoming the first 49ers quarterback to throw for 30 or more touchdowns in consecutive seasons. Owens was one of Garcia's favorite targets, especially when it came to the endzone. Owens caught 93 balls for 1,412 yards and a career-high and NFL leading 16 touchdowns. While Hearst was the big story, the offensive line, which returned all five starters from the 2000 season, proved to be vital to the team's success. For the fifth consecutive season, San Francisco produced a 1,000-yard rusher, which set a new team record. The defense was still young, but improved as the season progressed. The defensive line added two new starters to the mix, although one of them was not so new. DT Dana Stubblefield returned to the 49ers after spending three seasons with Washington and rookie DE Andre Carter made an impression, especially in the last four weeks of the season when he was named NFC Rookie of the Month. Carter led the team in sacks with 6.5, adding 4.5 of those in the last five games. The unit as a whole improved over the last half of the season, posting a team-record three shutouts in the last month of the campaign. Another big addition was LB Derek Smith, who came over from the Redskins as well. Smith brought with him four consecutive seasons of 100 tackles or more. Smith kept that streak alive as he led the defense with 126 total tackles. Also helping the defense with its improvement was S Zack Bronson and CB Ahmed Plummer. Both players recorded career-highs with seven interceptions each. Bronson also returned two for touchdowns, including a career-high and team record 97-yard return at Chicago.

2002

The San Francisco 49ers entered 2002 with hopes of advancing past the first round of the NFC playoffs. The team accomplished the mission finishing the season with 10 wins and advancing to the NFC Divisional Playoffs in grand fashion with the second largest playoff comeback in NFL history. The 49ers finished the season with a 5-1 division record and won their first division title since 1997. The team's success came from its ability to minimize turnovers, along with a strong running game. The 49ers gained 2,244 yards on the ground for the second consecutive season and RB Garrison Hearst established a career-high with eight rushing touchdowns. Helping Hearst were Pro Bowlers G Ron Stone and C Jeremy Newberry, who anchored an offensive line that was third in the NFL in fewest sacks allowed. San Francisco had the least amount of turnovers in the NFC with 17. In his third season as director of the 49ers offense, QB Jeff Garcia earned his third consecutive Pro Bowl berth. He completed 62 percent of his passes and tied a team record by directing

five fourth-quarter comebacks. WR Terrell Owens continued his dominance with a career-high 100 receptions and led the NFL with 13 receiving touchdowns. Owens surpassed 1,000 receiving yards for the third consecutive season and earned his third consecutive Pro Bowl bid. Defensively, LB Julian Peterson had a breakout season with a career-high 104 tackles. He shut down several of the league's top tight ends and made history by playing four positions in a single game against Dallas (12-8). His effort earned him his first career Pro Bowl appearance. DT Bryant Young added an interior presence with his fourth career Pro Bowl nomination and S Tony Parrish proved to be an invaluable pickup with a career-high seven interceptions. He won the Len Eshmont and the Ed Block Courage Award, both firsts for a player in his inaugural season.

2003

Head Coach Steve Mariucci was released from the final year of his contract on January 15, 2003. The 49ers conducted an extensive search for Mariucci's successor and in the end hired Dennis Erickson. Erickson was introduced as the 14th head coach in 49ers team history on February 12, 2003. The Erickson era started with a 7-9 record for the 49ers in 2003. The team struggled on the road, winning only one game, but was impressive at home, scoring more than 45 points in two separate home games. The team was represented in the Pro Bowl, the 23rd consecutive year the 49ers had at least one team representative in the islands. In 2003, WR Terrell Owens made his fourth consecutive Pro Bowl, LB Julian Peterson made his second consecutive trip and FB Fred Beasley made his first career appearance in Hawaii. On offense, QB Jeff Garcia missed three games due to injury, but threw for 2,704 yards and 18 touchdowns. In his place, QB Tim Rattay responded admirably, throwing for 856 yards and seven touchdowns while posting a 2-1 record in those three games. RB Kevan Barlow recorded his first career 1,000-yard rushing season after becoming the main tailback after RB Garrison Hearst went down with a knee injury and missed the final four games. Owens recorded his fourth consecutive 1,000-yard season, amassing 1,102 yards despite missing the final game of the year. The 49ers defense finished the year ranked 13th overall in the NFL and ninth against the run. The unit was led by Pro Bowler Peterson, who led the team in sacks with seven, and S Tony Parrish, who tied for the league lead with nine interceptions. The group as a whole recorded 42 sacks on the year, the highest total since 1998, which was good for second in the NFC and tied for fourth in the NFL. In addition, the 49ers defensive unit allowed only 268 yards per game, the lowest total since 1997. San Francisco also caused turnovers as evidence by its 13 fumble recoveries, its highest total since 1997.

2004

The San Francisco 49ers continued to build depth with a young squad of versatile and talented athletes in 2004. Despite a 2-14 overall record, the group was able to gain significant experience while individuals on both sides of the ball notched career milestones over the 16-game span. The 49ers also swept NFC West rival Arizona in two thrilling overtime battles in the confines of both Monster Park and

on the road in Sun Devil Stadium. The team was also represented in the Pro Bowl for the 24th consecutive year as LS/TE Brian Jennings made his first trip to the Pro Bowl. Jennings was chosen to serve as a "need" player in Hawaii by the NFC coaching staff. On offense, TE Eric Johnson returned to the lineup after missing 2003 with a broken collarbone and paced the team with 82 receptions for 825 yards and two touchdowns. His performance was the best-ever by a 49ers' tight end. WR Brandon Lloyd led the scoring attack with six touchdown receptions while RB Kevan Barlow steadied the ground game with 244 carries for 822 yards and seven touchdowns. Under center, QB Tim Rattay battled shoulder, forearm and foot injuries to play in nine games, including a career-best 417-yard performance in the 49ers first of two bouts against Arizona. Rattay rallied the offense from a 16-point fourth-quarter deficit to win 31-28 in overtime. In the process, he completed a team-record 38 passes en route to his first 400-yard game. DT Bryant Young's 11 years of NFL experience served as the veteran voice behind the defensive unit. Young led the line with 79 tackles and three sacks and enjoyed a career game against Chicago after notching 10 tackles and two sacks, his 17th career multi-sack game. For his efforts, Young was presented the team's Len Eshmont and Bill Walsh Awards. It was an unprecedented fifth Len Eshmont award win for Young. DE John Engelberger responded with a career year, with a career-high 64 tackles. He led team with 6.0 sacks. Also a steady rock on defense was SS Tony Parrish, who started all 16 games to give him 112 consecutive career starts, the third-longest active streak at his position. LB Derek Smith also chipped in at the linebacker post, reaching the 100-tackle plateau for the eighth straight year. Smith and fellow LB Jeff Ulbrich led the team with 167 tackles. After a season-ending Achilles injury to LB Julian Peterson, LB Jamie Winborn stepped up with 104 tackles, 4.5 sacks and three forced fumbles. The 49ers also saw much promise from a handful of young participants. Second-year T Kwame Harris played in 14 contests and did not allow a sack in the last five games after returning to the starting lineup on the left side. Also gaining experience on the line was rookie G Justin Smiley who played in all 16 games with nine starts. On the opposite side of the ball, rookie RCB Shawntae Spencer finished third in the league with 12 starts as a rookie. He also led the defensive unit with 12 passes defensed. Second-year DT Anthony Adams continued to flourish in his role, registering a career-high nine stops against Washington. The special teams unit remained staunch, led by the efforts of rookie P Andy Lee. Lee finished the season with a 41.6-yard average, the highest since P Reggie Roby during the 1998 campaign. He led all rookies in the NFC in gross average and boomed an 81-yard punt against Tampa Bay (11-21-04) which was the longest of 2004 and the fourth-longest in team history. Another rookie, S Keith Lewis, also made his presence felt as he became the first player in 49er history to block a punt, force a fumble and recover a fumble in the same season. Lewis was able to accomplish this trifecta on only special teams plays.

2005

The San Francisco 49ers faced a tremendous amount of adversity during the 2005 campaign under new Head Coach Mike Nolan, but utilized both the highs and lows as opportunities to grow and improve. With a mix of veteran experience and young talent, the team doubled their win total from 2004 with a 4–12 record, including a series sweep over NFC West division rival St. Louis, a home win against playoff contender Tampa Bay, and a nail-biting overtime victory in the 2005 season finale against Houston. The 49ers also made a historic trip to Mexico City to play NFC West division rival Arizona in front of an NFL-record 103,467 fans. Even though the 49ers lost a league-high 101 games by starters, including three of the four starters in the secondary, there were many individual and team bright spots, including strong showings from five players who started every game in 2005 (LB Derek Smith, NT Anthony Adams, G Justin Smiley, T Kwame Harris and C/G Eric Heitmann). Of the 11 original 2005 draft selections, 10 went on to spend the 2005 season on the 49ers roster and contributed on offense, defense and special teams. Six of the 10 started in some capacity throughout the season (RB Frank Gore, QB Alex Smith, G David Baas, T Adam Snyder, TE Billy Bajema and CB Derrick Johnson). On offense, four different quarterbacks saw time under center. The most experienced of the four in the quarterback rotation, Tim Rattay, took the initial starting reins and led the 49ers to a 28–25 opening day victory against St. Louis. Shortly after, first overall draft pick Alex Smith made his professional debut, stepping in to relieve Rattay at Arizona in Mexico City. With the eventual trade of Rattay in Week 7 to Tampa Bay, and a knee injury to Smith, both Ken Dorsey and Cody Pickett also stepped in to call plays in the pocket. Smith returned to the starting lineup and gained valuable playing experience, seeing action in nine games with seven starts while showing outstanding poise and maturity in the pocket. WR Brandon Lloyd led the aerial attack with 48 catches for 733 yards including five touchdowns from four different quarterbacks. WR Arnaz Battle also gained ground after rebounding from a knee injury, averaging 11.3 yards per catch while snagging three touchdowns. On the ground, RB's Kevan Barlow, Frank Gore and Maurice Hicks all chipped in 100-yard single-game performances and three touchdowns each. Gore had a stellar first season while pacing all 49ers rushers with 127 carries for 608 yards. After losing C Jeremy Newberry and LT Jonas Jennings to injuries, the offensive line was able to develop some consistency in the second half of the season with rookie LT Adam Snyder and rookie G David Baas making significant strides as starters. Eric Heitmann also held strong as both a guard and center. Defensively, veteran leader DE Bryant Young led the team with eight sacks (including three multi-sack contests), his most since 2000. His 77.5 sacks put him into third place on the 49ers all-time sack leader list. For his stellar performance, Young was voted by his teammates as the 49ers recipient of the Len Eshmont and Ed Block Courage Awards. Also paving the way was LB Derek Smith, whose 163 tackles led the 49ers, his fifth straight time to pace the unit. The team's co-MVP/Bill Walsh Award winner also notched his ninth straight 100-yard campaign. In the absence of an injured Jeff Ulbrich, LB Brandon Moore responded by finishing

second on defense with career highs in tackles (93), sacks (5), interceptions (1) and fumble recoveries (1). Before he was lost for the season with a fractured fibula, S Tony Parrish posted two interceptions, returning one for a touchdown. His teammates, CBs Mike Adams and Shawntae Spencer led the team with four interceptions and a touchdown return each. The special teams unit played a big part in the team's scoring efforts as co-MVP Bill Walsh Award winner K Joe Nedney accounted for 97 49ers points off of 28 field goals (including a 56-yard career long) and 19 extra points. P Andy Lee's three touchbacks in 107 punts placed him with the third-best ratio of touchbacks-to-punts among punters with 30 or more kicks in 2005. Special teams ace Terry Jackson stayed true to his form by leading the coverage unit with 21 tackles. And rookie return man Otis Amey got the season off to an electrifying start after returning a 75-yard punt for a touchdown in the season opener against St. Louis. Amey became the fifth 49ers rookie to return a punt for a touchdown and the first to do so on his first-ever return. He also became the second 49ers player (behind WR Nate Singleton) to score a touchdown on his first touch.

2006

Under the direction of second-year Head Coach Mike Nolan, the 49ers continued to build a framework for success – that included utilizing young talent sprinkled with enough veteran leadership to mentor and keep the group heading in the right direction. After a 4–12 campaign in 2005, the 49ers significantly increased their win total to seven and closed the year with two, morale-boosting road wins in Seattle and Denver to finish 7–9. The organization picked up some key free agents prior to the start of the 2006 season, including All-Pro and future Hall of Fame G Larry Allen, speedy playmaker CB Walt Harris and 13-year NFL veteran and proven Super Bowl winner QB Trent Dilfer. Their acquisitions paid immediate dividends. Allen and Harris joined second-year RB Frank Gore at the Pro Bowl to mark the 25th time in club history the team has been represented, and Dilfer served as a sturdy mentor to second-year starting QB Alex Smith. The 49ers also added talent through the draft, picking up nine immediate contributors. Eight of the nine draft picks (TE Vernon Davis, LB Manny Lawson, WR Brandon Williams, RB Michael Robinson, DE/LB Parys Haralson, TE Delanie Walker, S Marcus Hudson and DE Melvin Oliver) saw action during the season while three (Davis, Lawson and Oliver) were starters. Offensively, the 49ers grew by leaps and bounds, largely in part to the schemes and game plans run by new Offensive Coordinator Norv Turner. QB Alex Smith began to flourish under Turner's guidance and became the first-ever 49ers quarterback to take every snap for the entire regular season while showing dramatic improvement in year two. He set career highs in every offensive category and led the 49ers to a fourth-quarter comeback win (24–14) in Seattle in his first career primetime game. C Eric Heitmann held strong under center, serving as the line's vocal and emotional leader and Bobb McKittrick Award winner. Leading the offensive production was RB Frank Gore, who plowed behind the line and new free agent FB Moran Norris en route to setting a franchise-record 1,695 rushing yards, tops in the NFC, and another record 2,180 combined yards. His 212-yard performance against Seattle

was the highest single-game rushing total in 49ers history and was one of nine 100-yard rushing performances on the season. Gore was voted the team's co-MVP/Bill Walsh Award winner and Ed Block Courage Award recipient. Also chipping in was rookie TE Vernon Davis, who scored on his first NFL touch, a 31-yard touchdown catch in the season opener at Arizona. The defensive unit overcame some early struggles and improved significantly during the second half of the season. LB Brandon Moore led the unit in tackles (114) and sacks (6.5) in his first year as a full-time starter. Consummate veterans LB Derek Smith (93 tackles), DT Marques Douglas (75 tackles, three sacks) and seven-time Len Eshmont Award winner DE Bryant Young (60 tackles, 5.5 sacks) led the group up front while CB Walt Harris and S Keith Lewis (72 tackles, two interceptions, one sack) proved to be new, impact presences in the secondary. Harris finished with one sack and a career-high eight interceptions including a 28-yard touchdown return at Denver. Rookie LB Manny Lawson wrapped his inaugural campaign with 65 tackles, 2.5 sacks, one interception and a blocked punt while rookie DE Melvin Oliver had 50 stops, one sack and a 12-yard fumble return for a touchdown. On special teams, K Joe Nedney amassed 116 points, the second-highest total of his career and eighth most in team history. Nedney was also successful on three onside kicks. RB Maurice Hicks continued to play a key role in the special teams effort. He led the unit with 20 tackles, one fumble recovery and also returned 57 kickoffs for a franchise record 1,428 yards, third best in the NFC. Also making a difference on the special teams unit was rookie RB Michael Robinson, who finished with 16 stops and a 33-yard return for a first down on a fake punt at Seattle.

2007

Head coach Mike Nolan and his team entered the 2007 season believing that anything less than the playoffs would be a disappointment. Unfortunately, the team fell far short of that mark with an overall 5–11 record as four different quarterbacks took the helm of the 49ers offense. 49ers fans did experience some highlights in 2007, including another 1,000-yard rushing season for RB Frank Gore and a stellar season by LB Patrick Willis. The 49ers top pick out of Ole Miss won Defensive Rookie of the Year and Pro Bowl honors. Willis was also the only NFL rookie to be named All-Pro in 2007, becoming the first 49ers defensive rookie to earn the honor since CB Ronnie Lott in 1981. His 226 tackles was an unofficial NFL record and Willis earned numerous additional accolades. P Andy Lee joined Willis at the Pro Bowl as he put together one of the greatest punting seasons in NFL history. Lee set an NFL record for punts downed inside the 20-yard line with 42, while ranking second in gross punting average (47.3) and net punting average (41.0) behind Oakland's P Shane Lechler. The 49ers went 2–1 in primetime games in 2007, winning the season opener on Monday Night Football against the Arizona Cardinals and defeating the Cincinnati Bengals on a Saturday night game in December. QB Alex Smith started the season with a 2–1 record before experiencing a shoulder injury in the fourth game of the season against Seattle. He eventually was placed on Injured Reserve in December and underwent surgery. QB Trent Dilfer stepped in for Smith and led the team with 1,166 passing

yards on 113-of-219 passing. Dilfer eventually would suffer a concussion vs. Minnesota (12-9), and QB Shaun Hill replaced the veteran in Week 13 of the season. Hill was sharp during his three games of action, completing 54-of-79 passes for 501 yards with five touchdowns and one interception. However, Hill would also succumb to injury, being sidelined with a back injury for the season finale. QB Chris Weinke saw action in the final game of the season. Despite inconsistency on offense, the 49ers special teams unit was among the league's most elite in 2007. K Joe Nedney connected on 17-of-19 field goal attempts, while Lee booted 49 punts of 50 or more yards (16 more than any other punter). At the conclusion of the season, one of the all-time great 49ers, DT Bryant Young, retired from the NFL after 14 seasons with San Francisco. Young led the 49ers with 6.5 sacks and finished with 89.5 sacks for his career, which is third on the 49ers all-time sack list behind Cedrick Hardman and Tommy Hart. He earned his eighth Len Eshmont Award, given to the player who best exemplifies the inspirational and courageous play of Len Eshmont.

2008

The San Francisco 49ers entered the 2008 season following a simple mantra, 'One game at a time.' Throughout the year, 49ers players and coaches experienced several transitions and tribulations, but did not allow their minds to linger in the past, nor venture too far into the future. The focused approach proved effective as the team won five of its final seven games to close out the season. After a promising 2-1 start to the year, San Francisco dropped four straight contests before making a change at head coach. In his fourth season at the helm of the 49ers, Mike Nolan was replaced by assistant head coach/linebackers coach Mike Singletary. Upon accepting the position, Singletary said the foundation was in place to take the team to the 'next level.' The response by his players and staff proved positive as the 49ers finished with a 5-4 record under Singletary's direction. Immediately following the conclusion of the season finale against Washington, team President Jed York announced to onlooking players and coaches in the locker room that Singletary would remain the 49ers head coach moving forward. The quarterback position was one of the first areas that Singletary addressed when taking over midway through the 2008 season. QB J.T. O'Sullivan started the first eight games of the year and showed an ability to make big plays, but costly turnovers proved to be problematic for the signal caller. O'Sullivan was replaced at the end of the first half of Singletary's first game as head coach against Seattle. Singletary later announced QB Shaun Hill would take over the starting role for the remainder of the season. The move appeared to be the right one as Hill went on to post a 5-3 record and a 87.5 overall passer rating. While Hill made his season debut midway through the year, RB Frank Gore was once again the centerpiece of the 49ers offense. Despite missing two games with an ankle injury, Gore became the first 49ers player to rush for over 1,000 yards in three consecutive seasons, finishing the year with 1,036 rushing yards and 1,409 total yards from scrimmage. WR Isaac Bruce, who earned the team's coveted Len Eshmont Award in his first season in a 49ers uniform after spending 14 years with the Rams, recorded team-highs

in receptions (61), receiving yards (835) and touchdown catches (7). TE Vernon Davis, who was named as an alternate for the Pro Bowl, finished the season ranked fourth on the team in receptions (31) and receiving yards (358). On defense, Singletary consulted with defensive coordinator Greg Manusky and transitioned the unit into a more simplified, yet productive 3-4 alignment midway through the season. Over the final nine games of the year, the 49ers improved from 23rd in total defense to finish 13th (326.0) in the NFL. LB Patrick Willis earned his second consecutive Pro Bowl nod after totaling a team-high 185 tackles, while LB Takeo Spikes ranked second on the team with 122 tackles to go along with three interceptions in his first year with San Francisco. LB Parys Haralson had a breakout season with eight sacks, the most by a 49ers linebacker since Kevin Greene posted 10.5 in 1997. The 49ers defensive line got a boost with the offseason signing of DE Justin Smith, who ranked second on the team with seven sacks and fourth on the squad with 104 tackles. As one of the most experienced units in the NFL, the 49ers secondary finished the season strong, allowing an average of 177.4 passing yards per game over the final five contests, which ranked third among NFL teams during that time span. For the second year in a row, the 49ers special teams unit ranked among the best in the NFL. Led by special teams coordinator Al Everest, P Andy Lee, KR/PR Allen Rossum and RB Michael Robinson were all named alternates for the Pro Bowl. Lee finished the season ranked third in the NFL with a career-high and team-record 47.8 gross average.

2009

The 49ers took a step forward in 2009, recording their best finish since 2002 with an 8-8 record in head coach Mike Singletary's first full season, which included a 5-1 record against the NFC West. The 49ers opened the season with a bang against the defending NFC Champion Arizona Cardinals. LB Patrick Willis, who was named to his 3rd consecutive Pro Bowl as a starter at year's end, recorded the first of his career-high 3 INTs on the year to propel his team to a 20-16 road victory. RB Frank Gore also played a large role in the win, scoring the go-ahead TD in the 4th qtr. as part of a 2-score performance. On the season, he went on to set personal bests with 10 rushing TDs and 13 total TDs, while becoming the only 49er ever to post four 1,000-yd. rushing seasons, despite missing two games to an ankle injury. Gore repeated his 2-TD performance the following week in a 23-10 victory at home against Seattle, running for scores of 79 and 80 yds. to join RB Barry Sanders as the only players in NFL history to register 2 TD runs of 75+ yds. in a single game. With the momentum of a spotless division record, San Fran traveled to Minnesota for what would be an action-packed matchup. In a game where an ankle injury felled Gore on his first attempt, TE Vernon Davis rose to the occasion and recorded 2 TDs, one of which gave the 49ers a 4-point lead in the 4th qtr., which they held until Minnesota's last drive. Vikings QB Brett Favre milked every last second as he fired a 32-yd. TD pass with 2 seconds remaining, stabbing the hearts of 49ers fans. The 49ers bounced back the next week against St. Louis, defeating the Rams 35-0 to mark the first shutout by the team since 2002. Following a crushing 45-10 loss to Atlanta at

Candlestick Park, San Fran added another weapon to its arsenal as rookie WR Michael Crabtree joined the team over the bye weekend after missing the first 5 games of the season because of a contract impasse. Crabtree hit the ground running and went on to lead all NFL rookies with a 56.8 yds./game avg. over the final 11 contests. In his debut at Houston, the rookie dazzled the crowd with some acrobatic catches, but the show would eventually turn to two 49er veterans. After falling behind 21 points at halftime, Singletary made a change at quarterback, inserting Alex Smith into the lineup for Shaun Hill. Smith, who hadn't seen any action in nearly two years, responded by throwing a career-high 3 TDs in the final 2 qtrs., all of which were caught by Davis. Following the Texans game, Smith would go on to start the remainder of the season and register career-highs in passing TDs (18), completion pct. (60.5) and quarterback rating (81.5), while Davis proceeded to put up historic numbers on his way to being named a starter in his first Pro Bowl. The talented tight end finished the year with 965 yds. and tied the NFL single-season record for TD receptions (13) by a tight end. The next week at Indianapolis, the team lost starting LT Joe Staley on the first offensive play to a knee injury. Behind the crafty play-calling of defensive coordinator Greg Manusky, the 49ers became the only team to hold NFL MVP QB Peyton Manning without a TD on the season. Despite the unit's valiant effort, the 49ers fell 18-14. A 34-27 loss to the Titans at home inspired the squad for a prime-time, Thursday Night Football showdown against Chicago. In what was a microcosm of the defense's season, the unit recorded 5 INTs, including SS Michael Lewis' victory-sealing pick in the end zone. After digging themselves a 23-3 hole at Green Bay, San Fran valiantly battled back in the final 2 qtrs., only to come up short by less than a TD in the 30-24 defeat. The defense exacted revenge at home against Jacksonville the following week, allowing just 3 points as Davis and Gore each scored in the 20-9 victory. Despite a career-high 310 yds. passing from Smith, the 49ers lost in Seattle, 20-17, before returning home for a prime time, MNF rematch against Arizona. A statement game for the defense, the 49ers forced 7 turnovers (5 FRs, 2 INTs), including a franchise record 7 FFs, as the 24-9 win sealed the season sweep of the Cardinals. The Niners penchant for forcing turnovers allowed them to post the NFL's 5th-best turnover ratio in 2009 (33 takeaways; 24 giveaways). In the blizzard-beaten city of Philadelphia the following Sunday, the Niners struggled with turnovers in a 27-13 loss to the Eagles. Facing Detroit a week later, TDs from Davis and Gore led the way as the 49ers outgunned the Lions 20-6. San Fran would move toward its final game in St. Louis with a chance to secure its first non-losing season since 2002. Overcoming a slow 1st half, Alex Smith and Co. put up 28 points in the final half, including a 73-yd. TD catch by Davis to register his record-tying total. Gore capped off the day with 2 TDs and his 5th 100-yd. performance of the year, giving him 20 such career games and tying him with Joe Perry for the franchise record.

2010

The San Francisco 49ers entered the 2010 season with high hopes, having finished the previous season with their best record since 2002 and having five players named to the Pro Bowl. The 49ers dug themselves an insurmountable deficit with a 0–5 start that they ultimately could not overcome. San Francisco finished the year with a 6–10 record and a third place finish in the NFC West. The 49ers opened the season on the road against the Seattle Seahawks. With the arrival of former USC head coach Pete Carroll, the 49ers were not completely certain about what to expect and were stunned by a 31–6 loss. The Niners opened their home slate on Monday Night Football against the Super Bowl Champion New Orleans Saints to Candlestick Park. RB Frank Gore rushed for 112 yds., and 1 TD on the ground and 1 through the air. 49ers QB Alex Smith passed for 275 yards, but his heroics were not enough as New Orleans posted a late FG giving the Saints a 25–22 victory. A dismal offensive performance in a 31–10 loss in Kansas City influenced head coach Mike Singletary to let offensive coordinator Jimmy Raye go and promote QBs coach Mike Johnson to the role of play–caller. In week 4 the Niners traveled to Atlanta. The 49ers started fast but their inability to finish, however, ultimately cost them a win as the Falcons edged them, 16–14. San Francisco returned home for its 2nd primetime matchup in as many home games. NBC's Sunday Night Football pitted them against the Philadelphia Eagles. Again, San Francisco showed up under the brightest of lights, posting 309 yds. through the air including 3 TDs, but a late game INT gave the 49ers their 5th straight loss of the season, 27–24. The 49ers added some rays of hope against the visiting Oakland Raiders. Gore accounted for 149 yds. rushing, leading the 49ers offense to 349 yds. of total offense and earning the Niners their first win of the season, 17–9. The 49ers next test would be at Carolina. The Niners failed to capitalize on a late–game lead and allowed the Panthers to mount a 20–23 comeback victory on a game–winning FG as time expired. Starting QB Alex Smith suffered an injured shoulder during the 4th qtr. At 1–6, the team boarded a plane and traveled to London for a week–long road trip to square off with the Denver Broncos in the 2010 International Series game. With QB Troy Smith at the helm due to the injury to Alex Smith a week earlier, the “home team” defeated Denver, 24–16. After the bye week, the 49ers returned home to defeat division foe St. Louis 23–20 in OT, behind the big–play arm of Troy Smith and the Frank Gore run game. The ensuing 21–0 shutout by Tampa Bay at Candlestick, the

first home shutout since 1977, inspired the squad for a prime–time, MNF showdown at Arizona. The defense held the Cardinals to just 13 yds. rushing and forced 2 turnovers. Unfortunately, perennial Pro Bowl RB Frank Gore suffered a fractured hip during the contest ending his season. After a forgettable 34–16 loss to Green Bay at Lambeau Field, San Fran erupted for a season–high 40 points against the visiting Seahawks. Mike Singletary had handed the started QB role back to Alex Smith after the GB loss, and he went on to throw for 255 yds. and 3 TDs in the 40–21 win. Despite the momentum the Niners seemed to gain they lost, 34–7, at San Diego in a Thursday night matchup. Despite a 5–9 record, San Francisco was still in NFC West hunt. Looking for a spark Singletary once again switched QBs, this time to Troy Smith. The spark that was expected never came to be and the 49ers suffered a devastating, 25–17, loss at St. Louis. With the division title and all playoff hopes out of reach, team President and CEO Jed York relieved head coach Mike Singletary of his duties that evening. Defensive line coach Jim Tomsula was later promoted to interim head coach for the final week of the season. The 49ers battled to finish the season with a favorable taste in their mouths vs. Arizona. RB Brian Westbrook notched 2 TDs while Alex Smith threw for 276 yds., 2 TDs and a QB rtg. of 107.8, in a 38–7 win.

2011

The San Francisco 49ers 2011 season began with great hope surrounded by as much, if not more, uncertainty, due in large to the arrival of head coach Jim Harbaugh and the lack of an offseason for the new coaching staff to gel with its players. By season's end, Harbaugh had led his team to a 14–4 record, a NFC West Division Title and a berth in the NFC Championship Game.

Although the 49ers became a blue collar unit focused solely on wins, individual honors were plentiful for the team in 2011. Harbaugh was named AP Coach of the Year at season's end and the team boasted a league–high five First Team AP All–Pros – DT Justin Smith, LB Patrick Willis, LB NaVorro Bowman, K David Akers and P Andy Lee (LT Joe Staley and CB Carlos Rogers were named to the Second Team). San Francisco also posted a NFL–high nine Pro Bowl selections – Smith, Willis, Akers, Lee, Rogers, Staley, S Dashon Goldson, RB Frank Gore, and LS Brian Jennings.

Led by Willis and Smith, both finalists for Defensive Player of the Year, the 49ers defense possessed the most dominant front seven in the game, a unit that produced 40 of the team's 42 sacks and a De-

fensive Rookie of the Year finalist, LB Aldon Smith, who set the franchise's rookie sack record (14). The unit began the year without allowing a rushing TD in its first 14 games, a feat never before achieved in league history. The defense's NFL–high 38 takeaways allowed the 49ers to lead the league with a team–record turnover differential (plus–28). By the end of the year, the defense ranked 1st in the NFL against the run, 2nd in points allowed, and 4th in total defense.

The San Francisco offense played a physical brand that controlled the tempo of games, rarely made mistakes and made plays when it was ultimately needed. Six times in 2011, QB Alex Smith, RB Frank Gore and the Niners offense mounted come–from–behind wins. The offense tied NFL single–season records for fewest turnovers (10) and interceptions (5). Gore became the franchise's all–time leading rusher surpassing Joe “The Jet” Perry. Smith put together his finest year as a pro, finishing the season with a 90.7 QB rating, a 61.4 completion percentage and the NFL's lowest interception percentage (1.1). The quarterback also tied the franchise record with four, 4th quarter come–from–behind wins on the road (QB Joe Montana – 4 in 1989).

Special teams lived up to its name for the 49ers in 2011, as the unit finished the season ranked atop the NFL. The team featured two record–setting specialists in Akers and Lee. Akers set the NFL record for most field goals made (44) and most points in single–season, no touchdowns (166), while Lee registered a 44.0 net punt average, also setting a new NFL record. KR Ted Ginn Jr. became the first player in franchise history to record a punt return for a touchdown and a kickoff return for a touchdown in the same game in the season opener versus Seattle.

Inside the friendly confines of Candlestick Park, San Francisco posted a 7–1 record. The Niners never trailed by more than 3 points at home all season and averaged 27.6 points per game, ranking 6th in the NFL. The 49ers also boasted a 6–2 record away from home. The 6 wins on the road were the most by the team since 1996 (6–2).

In the 49ers first postseason game since 2002, they defeated the New Orleans Saints, 36–32. TE Vernon Davis shined as he registered 7 receptions for 180 yards and 2 touchdowns, including the game–winning 14 yarder from Alex Smith with :09 remaining.

A magical season came to an end in the NFC Championship game, as the 49ers fell to the eventual Super Bowl Champion New York Giants in overtime, 17–20.

2012

Carrying the heavy expectations from a trip to the NFC Championship in 2011, the 2012 San Francisco 49ers took a step further and won the NFC for the first time since the 1994 season. Head coach Jim Harbaugh led his team to a 11–4–1 regular season record, a second straight NFC West Title, and the sixth Super Bowl appearance in franchise history.

For the second consecutive season, accolades accompanied team achievement. The 49ers led the NFL with six First–Team AP All–Pro selections – LB Patrick Willis, LB NaVorro Bowman, LB Aldon Smith, G Mike Lupati, S Dashon Goldson, P Andy Lee and three Second–Teamers DT Justin Smith, LB Ahmad Brooks and T Joe Staley. In addition to the All–Pros, the 49ers also had nine players selected to the NFC Pro Bowl team – Bowman, Goldson, RB Frank Gore, Lupati, Aldon Smith, Justin Smith, Staley, S Donte Whitner and Willis. The Niners offensive line was also awarded the 2012 Madden Most Valuable Protector Award, which recognizes the best offensive line in the National Football League.

The 49ers defense picked up where they left off in 2011, dominant. The unit, which returned 10 of 11 starters from 2011, finished 2nd in the NFL in total points allowed (17.1 pts. per game) and 3rd in total defense (294.4 yds. per game). Aldon Smith broke Hall of Fame DE Fred Dean’s franchise sack record (17.5 in 1983), with 19.5. That mark was 2nd in the NFL in 2012 and 10th in NFL history. A stone-wall rush defense held opponents to an average of just 94.2 yds. per game, which ranked 4th in the NFL and a pass defense that allowed 200.2 yds. per game that also ranked 4th. The defensive unit was one of two teams in the NFL to rank in the top five in all four categories (Denver).

A dynamic and physical rushing attack complemented the Niners defense in 2012. Gore surpassed RB Roger Craig and RB Joe Perry’s franchise record of 50 career rushing TDs by punching in his 51st TD vs. Arz. (12/30). Entering the starting lineup in Week 11 due to an injured QB Alex Smith, QB Colin Kaepernick left opposing defenses in a daze with his versatility. In the Divisional Round of the playoffs vs. GB (1/12/13), Kaepernick set the NFL single–game rushing record by a quarterback with 181 yds. rushing and 2 TDs on 16 carries, as well as completing 17 of 31 atts. for 263 yds., and 2 TDs. Big plays from Kaepernick not only came on the ground, but through the air as he completed 21, 25+ yds. completions, which was good for 2nd in the NFL since taking over the starting job.

Special teams started the season off with K David Akers tying a NFL record long FG when he nailed a 63–yd. kick at GB (9/9). Andy Lee sat atop the NFL with a 43.2 net punting average and landed 36 punts inside the 20–yd. line, 3rd most in the NFL in 2012 and the second highest single season total of his career.

The 49ers were 6–1–1 at Candlestick Park this season, with the defense allowing just 9 TDs, the best in the NFL.

In addition to Kaepernick’s record–breaking performance in the 49ers 45–31 Divisional Round victory vs. the Packers, San Francisco also became the first team in NFL history to ever have two, 100–yd. rushers [QB Colin Kaepernick (181 yds. rushing), RB Frank Gore (119 yds. rushing)] and one, 100–yd. receiver [WR Michael Crabtree (119 yds. receiving)] in a playoff game. The following week, the Atlanta Falcons jumped out to a 17–0 lead in the NFC Championship Game at the Georgia Dome and Kaepernick led the charge by hitting 16 of 21 passes for 233 yds. and 1 TD with a QB rating of 127.7 as the 49ers came back to win 28–24. It was the 2nd largest deficit overcome to win a conference championship in NFL history.

The curtains closed on the biggest stage for the 2012 49ers as they fell to the Baltimore Ravens 34–31 in Super Bowl XLVII. The 49ers became the first team in Super Bowl history to have a 300–yd. passer, a 100–yd. rusher and two, 100–yd. receivers in a single game. Kaepernick threw for 302 yds., RB Frank Gore added 110 yds. rushing, WR Michael Crabtree tallied 109 rec. yds. and TE Vernon Davis recorded 104 rec. yds.

SAN FRANCISCO'S ALL-TIME PRESIDENTS & PERSONNEL DIRECTORS

Years

1946
1947
1948
1949–50
1951–66
1967–72
1972
1973–76
1977–78
1979–82
1983
1984–87
1988–89
1990
1991–94
1995–97
1998
1999–2000
2001–03
2004
2005–07
2008
2009
2010
2011
2012–13

Team President

Anthony J. Morabito (Owner)
Allen E. Sorrell
Allen E. Sorrell
Anthony J. Morabito (Owner)
Anthony J. Morabito (Owner)
Louis G. Spadia
Louis G. Spadia
Louis G. Spadia
Edward J. DeBartolo, Jr.
Edward J. DeBartolo, Jr.
Bill Walsh (President & Head Coach)
Bill Walsh (President & Head Coach)
Edward J. DeBartolo, Jr.
Edward J. DeBartolo Jr.
Carmen Policy
Carmen Policy
Carmen Policy (President & CEO)
Denise DeBartolo–York (Owner)
Peter Harris (President & CEO)
John York (Owner)
John York (Owner)
John York (Owner)
John York (Owner)
Jed York (President)
Jed York (President & CEO)
Jed York (President & CEO)
Jed York (CEO), Gideon Yu (President)

General Managers

John R. Blackinger (General Manager)
John R. Blackinger (General Manager)
Louis G. Spadia (Business Manager)
Louis G. Spadia (Business Manager)
Louis G. Spadia (General Manager)
Jack White (General Manager)
Jack White (Vice President for Personnel)
Louis G. Spadia (President & General Manager)
Joe Thomas (Vice President & General Manager)
Bill Walsh (Head Coach & General Manager)
John McVay (General Manager)
John McVay (Vice President/General Manager)
John McVay (Vice President/General Manager)
John McVay (Vice President of Football Administration)
John McVay (Vice President of Football Administration)
Dwight Clark (Vice President/Director of Football Operations)
Dwight Clark (Executive Vice President/Director of Football Operations)
Bill Walsh (Vice President/General Manager)
Terry Donahue (General Manager)
Terry Donahue (Vice President/General Manager)
Scot McCloughan (Vice President of Player Personnel)
Scot McCloughan (General Manager)
Scot McCloughan (General Manager)
Trent Baalke (Vice President of Player Personnel)
Trent Baalke (General Manager)
Trent Baalke (General Manager)

49ERS AAFC DRAFT (1946-49)

1947 (Dec. 20-21, 1946)

1a.	Glenn Davis, HB, Army	(2)
1b.	Clyde LeForce, WB, Tulsa	(6)
2.	Bob Wiese, HB, Michigan	(14)
3.	Paul Duke, C, Georgia Tech	(22)
4.	Don Samuel, HB, Oregon St.	(30)
5.	Alf Satterfield, T, Vanderbilt	(38)
6.	John Zilly, E, Notre Dame	(46)
7.	Gene (Red) Knight, HB, LSU	(54)
8.	Charlie Malmberg, T, Rice	(62)
9.	Bob Leonetti, G, Wake Forest	(70)
10.	Frank Broyles, QB, Georgia Tech	(78)
11.	Jim Tyree, E, Oklahoma	(86)
12.	Ed Robnett, FB, Texas Tech	(94)
13.	Walter Slater, HB, Tennessee	(102)
14.	Earl Wheeler, C, Arkansas	(110)
15.	Les Proctor, G, Texas	(118)
16.	Al DeRogatis, T, Duke	(126)
17.	Earl Tullos, T, LSU	(132)
18.	Bryant Meeks, C, South Carolina	(138)
19.	Ed Royston, G, Wake Forest	(144)
20.	Max Bumgardner, E, Texas	(150)

1948 (Dec. 16, 1947)

1.	Joe Scott, HB, San Francisco	(5)
3.	Jim Cason, HB, LSU	(15)
4.	Walt McCormick, C, USC	(23)
6.	Fred Land, T, LSU	(32)
7.	Phil O'Reilly, T, Purdue	(38)
9.	Bill Luongo, FB, Pennsylvania	(50)
11.	Bob Steckroth, E, William & Mary	(62)
12.	Gene Malinowski, T, Detroit	(70)
13.	Len Modzelski, T, Scranton	(78)
14.	Les Rideout, T, Bowling Green	(86)
15.	Larry Olsonoski, T, Purdue	(94)
16.	Wally Matulich, HB, Mississippi St.	(102)
17.	Bob Ravensberg, HB, Indiana	(110)
18.	Bill Pritula, T, Michigan	(118)
19.	Art Fitzgerald, HB, Yale	(126)
20.	Pete Barbolak, T, Purdue	(134)
21.	Dick Loepfe, T, Wisconsin	(142)
22.	Bob Heck, E, Purdue	(150)
23.	Floyd Lanhorne, G, Texas Tech	(158)
24.	Goble Bryant, T, Army	(166)
25.	Bill Talarico, FB, Pennsylvania	(174)
26.	Everett Marshall, T, Pennsylvania	(182)
27.	Perry Moss, HB, Illinois	(190)
28.	Bill Bell, QB, Muhlenberg	(198)
29.	Herb Siegert, G, Illinois	(206)
30.	Frank Williams, FB, Utah St.	(214)

1949 (July 8, 1948)

(Secret Draft)

- Ernie Stautner, T, Boston College
- Jim Winkler, T, Texas A&M

1949 (Dec. 21, 1948)

(Drafted Alternately 9-10)

1.	Chester Fritz, T, Missouri	(7)
3.	Frank Lovuolo, E, St. Bonaventure	(20)
4.	Mike De Noia, QB, Scranton	(28)
5.	George Brodnax, E, Georgia Tech	(36)
6.	John Hamberger, T, Southern Methodist	(44)
7.	Dan Stiegman, C, North Carolina	(52)
8.	Bernie Reid, G, Georgia	(60)
9.	Fred Wendt, HB, Texas—El Paso	(68)
10.	Dick Flowers, T, Alabama	(76)
11.	Bob Lund, HB, Tennessee	(84)
12.	Jon Baker, G, California	(92)
13.	Jim Rinehart, QB, Arkansas	(100)
14.	Don Garlin, HB, USC	(108)
15.	Pete Wismann, C, St. Louis	(116)
16.	Homer Hobbs, G, Georgia	(124)
25.	Paul Schultz, HB, Miami (OH)	(171)
26.	Jack Kelly, T, Louisiana Tech	(176)
27.	Jasper Flanakin, E, Baylor	(181)
28.	Rudy Smith, T, Louisiana Tech	(186)
29.	Gordon Long, HB, Arkansas	(191)

49ERS ALL-TIME DRAFT

1950
(January 21-22)
(Drafted Alternately 9-10)

1.	Leo Nomellini, T, Minnesota	(11)
2.	Don Campora, T, Pacific	(23)
3.	Ray Collins, T, LSU	(37)
4.	Morris Bailey, E, Texas Christian	(49)
5.	Harry Kane, C, Pacific	(63)
6.	Don Van Pool, E, Oklahoma	(75)
7.	Lindy Berry, HB, Texas Christian	(89)
8.	Ellery Williams, E, Santa Clara	(101)
9.	Pete Zinach, HB, West Virginia	(115)
10.	Bob Celeri, QB, California	(127)
11.	Harley Dow, T, San Jose St.	(141)
12.	Don Burke, FB, USC	(153)
13.	Lou Ceconi, HB, Pittsburgh	(167)
14.	Tom Payne, E, Santa Clara	(179)
15.	Leo Crampsey, E, St. Bonaventure	(193)
16.	Charley Shaw, G, Oklahoma A&M	(205)
17.	Cliff Van Meter, HB, Tulane	(219)
18.	Ralph Genito, HB, Kentucky	(231)
19.	Forrest Klein, G, California	(245)
20.	Jack Nix, E, USC	(257)
21.	Guerin Alker, C, Loyola	(271)
*22.	Billy Wilson, E, San Jose St.	(283)
23.	Jim Williams, E, Rice	(297)
24.	Bill Wyman, T, Rice	(309)
25.	Bob Dunn, G, Dayton	(323)
26.	Jim Powers, QB, USC	(335)
27.	Ken Johnson, G, Pacific	(349)
28.	Charley Hall, HB, Arizona	(361)
29.	Bob Whelan, HB, Boston	(375)
30.	Bob Stillwell, E, USC	(387)

1951
(January 18-19, 1951)
(Drafted Alternately 2-3)

1.	Y.A. Tittle, QB, LSU	(3)
2.	Pete Schabarum, HB, California	(17)
3.	Bill Mixon, HB, Georgia	(28)
4.	Choice to Cleveland	
5a.	Dick Steere, T, Drake	(53)
5b.	Al Carapella, T, Miami (FL) (Choice from Chicago Cardinals)	(54)
6.	Bishop Strickland, HB, South Carolina	(64)
7.	Dick Forbes, E, St. Ambrose	(75)
8.	Joe Arenas, HB, Omaha	(89)
9.	Bruce Van Alstyne, E, Stanford	(100)
10.	Nick Feher, G, Georgia	(112)
11.	Bill Jessup, E, USC	(126)
12.	Jim Monachino, HB, California	(137)
13.	Dick Harvin, E, Georgia Tech	(148)
14.	Rex Berry, HB, Brigham Young	(162)
15.	Dave Sparks, G, South Carolina	(173)
16.	Bob White, HB, Stanford	(184)
17.	Art Michalik, G, St. Ambrose	(198)
18.	Jim Murphy, T, Xavier	(209)
19.	John Phillips, HB, Southern Mississippi	(220)
20.	Al Tate, T, Illinois	(234)
21.	Hardy Brown, FB, Tulsa	(245)
22.	Dwight Winslow, FB, Boise J.C.	(256)
23.	Wally Brunswald, HB, Gustavus Adolphus	(270)
24.	Tom Kingsford, QB, Montana	(281)
25.	Mike Peterson, E, Denver	(292)
26.	Keith Carpenter, T, San Jose St.	(306)
27.	Ray Lung, G, Oregon	(317)
28.	Jack Rohan, HB, Loras College	(328)
29.	S.P. Garnett, T, Kansas	(342)
30.	Jerry Faske, HB, Iowa	(353)

1952
(January 17, 1952)
(Drafted Alternately 8-9)

1.	Hugh McElhenny, HB, Washington	(9)
2.	Bob Toneff, T, Notre Dame	(22)
3a.	Gene Shannon, HB, Houston (Choice from Chicago Cards)	(27)
3b.	Billy Tidwell, HB, Texas A&M	(33)
4.	Marion Campbell, T, Georgia	(46)
5.	Pat O'Donahue, E, Wisconsin	(57)
6.	Jim Beasley, C, Tulsa	(70)
7.	Don Robison, HB, California	(81)
8.	Jerry Smith, T, Wisconsin	(94)
9.	Glen Christian, HB, Idaho	(105)
10.	Carl West, FB, Mississippi	(118)
11.	J.D. Kimmel, T, Houston	(129)
12.	Fred Snyder, E, Loyola	(142)
13.	Rudy Yeager, T, LSU	(153)
14.	Frank Simons, E, Nebraska	(166)
15.	Haldo Norman, E, Gustavus Adolphus	(177)
16.	Bob Meyers, HB, Stanford	(190)
17.	Al Baldock, E, USC	(201)
18.	Bill Carey, E, Michigan St.	(214)
20.	Jess Yates, E, LSU	(238)
21.	Gene Offield, E, Hardin—Simmons	(249)
22.	Jim Cozad, T, Santa Clara	(262)
23.	Bill Glazier, E, Arizona	(273)
24.	Ralph Kreuger, T, California	(286)
25.	Henry (Bud) Laughlin, FB, Kansas	(297)
26.	Dick Kane, G, Cincinnati	(310)
27.	Waldo Schaff, T, Oklahoma A&M	(321)
28.	Joe Palumbo, G, Virginia	(334)
29.	Chuck Mosher, E, Colorado	(345)
30.	Dick Patrick, C, Oregon	(358)

* - Future Arrival

1953
(January 22, 1953)
(Drafted Alternately 9-8-7)

- 1a. Harry Babcock, E, Georgia (bonus) (1)
- 1b. Tom Stolhandske, E, Texas (10)
2. George Morris, C, Georgia Tech (21)
3. Bob St. Clair, T, USF/Tulsa (32)
4. Ed Fullerton, HB, Maryland (46)
5. Hal Miller, T, Georgia Tech (57)
6. Choice to Chicago Bears
7. Paul Carr, HB, Houston (82)
8. Doug Hogland, T, Oregon St. (93)
9. Hal Ledyard, QB, Tenn.—Chattanooga (104)
10. Pete Brown, G, Georgia Tech (118)
11. Al Charlton, HB, Washington St. (129)
12. Carson Leach, G, Duke (140)
13. Bill Earley, HB, Washington (154)
14. Tom Fletcher, HB, Arizona St. (165)
15. Charley Genthner, T, Texas (176)
16. Fred Durig, E, Bowling Green (190)
17. Hugh Latham, T, San Diego, St. (201)
18. Stan Wacholz, E, San Jose St. (212)
19. King DuClos, T, Texas—El Paso (226)
20. Ray Huizinga, T, Northwestern (237)
21. Ken Bahnsen, HB, North Texas St. (248)
22. Laverne Robbins, G, Midwestern St. (262)
23. Travis Hunt, T, Alabama (273)
24. Ed Morgan, HB, Tennessee (284)
25. Ernie Stockert, E, UCLA (298)
26. Harley Cooper, HB, Arizona St. (309)
27. Ralph McCleod, E, LSU (320)
28. Tom Novikoff, HB, Oregon (334)
29. Don Stillwell, E, USC (345)
30. No pick as result of bonus choice

1954
(January 28, 1954)
(Drafted 10th)

1. Bernie Faloney, QB, Maryland (11)
2. Leo Rucka, G, Rice (23)
3. Steve Korcheck, C, George Washington (35)
4. Charlie Boxhold, HB, Maryland (47)
- 5a. Bob Hanfla, G, Kansas (55)
(Choice from Pittsburgh)
- 5b. Frank Mincevich, G, South Carolina (59)
6. Floyd Sagely, E, Arkansas (71)
7. Sid Youngelman, T, Alabama (83)
8. Choice to Cleveland
9. Ted Connolly, G, Tulsa (107)
10. Choice to Cleveland
11. John Skocko, E, USC (131)
12. Hal Easterwood, C, Mississippi St. (143)
13. Morgan Williams, G, Texas Christian (155)
14. Sam Williams, HB, California (167)
- 15a. Ed Gossage, T, Georgia Tech (171)
(Choice from Green Bay)
- 15b. Sam Palumbo, G, Notre Dame (179)
16. Bobby Fiveash, HB, Florida St. (191)
17. Carl Kautz, T, Texas Tech (203)
18. Morris Kay, E, Kansas (215)
19. Bob Edmiston, T, Temple (227)
20. Frank DePietro, HB, Georgia (239)
21. Howard Alsup, T, Middle Tenn. St. (251)
22. Ralph Reynolds, HB, North Texas St. (263)
23. LeRoy Fenstermaker, QB, Rice (275)
24. Jerry Daniels, T, Tennessee Tech (287)
25. John Platt, FB, Elon (299)
26. Pete Bello, C, Pasadena C.C. (311)
27. Gayford Baker, G, Neb.—Omaha (323)
28. Bob Garbrecht, FB, Rice (335)
29. Ted Dunn, FB, Murray State (347)
30. Don Folks, E, Houston (359)

1955
(January 27-28, 1955)
(Drafted Alternately 8-9)

1. Dick Moegle, HB, Rice (10)
2. Frank Morze, C, Boston College (21)
3. Carroll Hardy, HB, Colorado (34)
4. Matt Hazeltine, C, California (45)
5. Eldred Kraemer, T, Pittsburgh (58)
6. Bobby Luna, HB, Alabama (69)
7. John Dean, QB, Virginia Tech (82)
- *8. Fred Meyers, QB, Oklahoma St. (93)
- *9. Fred Preziosio, T, Purdue (106)
10. Ron Aschbacher, E, Oregon St. (117)
11. Rudy Rotella, E, Neb.—Omaha (130)
- *12. Lou Palatella, T, Pittsburgh (141)
13. Richie Gaskell, E, George Washington (154)
14. Nick McKeithan, HB, Duke (165)
15. Burdette Hess, G, Idaho (178)
16. Jim Hall, E, Auburn (189)
17. Bob Newton, G, San Diego St. (202)
18. Ron Pheister, C, Oregon (213)
19. John Garzoli, T, California (226)
20. Glen Dyer, QB, Texas (237)
21. George Maderos, E, Chico St. (250)
22. Pete Vann, QB, Army (261)
- *23. Tom Gunnari, E, Washington St. (274)
24. Bob Heaston, G, Cal Poly—SLO (285)
25. Dewey Wade, E, Kansas St. (298)
26. Johnny Kerr, E, Purdue (309)
- *27. Dick Shockey, QB, Marquette (322)
28. Don Sanders, HB, Stanford (333)
- *29. Otto Kniedinger, T, Penn St. (346)
- *30. Bob Gongola, QB, Illinois (356)

1956
(Nov. 29, 1955/Jan. 19, 1956)
(Drafted Alternately 1-2)

1. Earl Morrall, QB, Michigan St. (2)
2. Bruce Bosley, T, West Virginia (15)
3. Bill Herchman, T, Texas Tech (26)
4. Frank Pajaczkowski, HB, Richmond (40)
5. Choice to Los Angeles
6. Tony Sardisco, LB, Tulane (64)
- *7. Larry Barnes, FB Colorado St. (75)
8. Charles Smith, E, Abilene Christian (88)
9. Jim Cox, E, Cal Poly—SLO (99)
10. Jerry Zaleski, HB, Colorado St. (112)
11. Stewart Pell, T, North Carolina (123)
12. Roger Swedberg, T, Iowa (136)
13. Ralph Moody, HB, Kansas (147)
- *14. R.C. Owens, E, College of Idaho (160)
- 15a. Reed Henderson, T, Utah St. (171)
- 15b. Gene Boyd, HB, Abilene Christian (172)
(Choice from Pittsburgh)
16. George Herring, QB, Southern Mississippi (184)
17. Richard Weiss, T, Mississippi (195)
18. Billy Yelverton, T, Mississippi (208)
19. Pete Arrigoni, HB, Arizona (219)
20. Bob Scarbrough, C, Auburn (232)
21. L.C. Joyner, HB, E. Contra Costa C.C. (243)
22. Clarence Wessman, E, San Jose St. (256)
23. Mike Monroe, HB, Washington (267)
24. Ed Wallace, G, San Diego J.C. (280)
25. Paul Goad, HB, Abilene Christian (291)
26. Rommie Loudd, E, UCLA (304)
27. Jerry Gustafson, QB, Stanford (315)
- *28. Jerry Drew, FB, California (328)
29. Dean Benson, E, Willamette (339)
- *30. Bob Mitchell, T, Puget Sound (351)

1957
(November 27, 1956)
(Drafted 2nd)

1. John Brodie, QB, Stanford (3)
2. Abe Woodson, HB, Illinois (15)
3. Choice to Los Angeles
- 4a. Jim Ridlon, HB, Syracuse (39)
- 4b. Mike Sandusky, T, Maryland (46)
(Choice from Chicago Cardinals)
5. Karl Rubke, C, USC (56)
- 6a. Bill Rhodes, HB, Western St. (CO) (62)
(Choice from Philadelphia)
- 6b. Jim Hunter, HB, Missouri (68)
- *7. Fred Dugan, E, Dayton (80)
8. Ernie Pitts, E, Denver (92)
- *9. Charles Brueckman, C, Pittsburgh (104)
- *10. Jerry Hurst, T, Middle Tenn. St. (116)
- *11. Tom Davis, HB, LSU (128)
- *12. Fred Singleton, T, Alabama (140)
13. Charles Mackey, E, Arizona St. (152)
14. Ron Warzeka, T, Montana St. (164)
- *15. Earl Kaiser, HB, Houston (176)
16. Vic Kristopalitis, FB, Dayton (188)
17. Dave Kuhn, C, Kentucky (200)
18. Richard Guy, G, Ohio St. (212)
19. Gene Babb, FB, Austin (224)
20. Sid DeLoatch, G, Duke (236)
21. Fred Wilcox, HB, Tulane (248)
22. Paul Tripp, T, Idaho St. (260)
23. John Thomas, E, Pacific (272)
24. John Ladner, E, Wake Forest (284)
25. Ray Meyer, FB, Lamar (296)
- *26. Tom Topping, T, Duke (308)
27. Don Vivic, FB, Ohio St. (320)
28. Bill Curtis, HB, Texas Christian (332)
29. Vern Hallbeck, LB, Texas Christian (344)
30. George Parks, QB, Lamar (355)

1958
(Dec. 2, 1957/Jan. 28, 1958)
(Drafted Alternately 8-9)

- 1a. Jim Pace, HB, Michigan (8)
- 1b. Charlie Krueger, T, Texas A&M (9)
- *2. Bob Newman, QB, Washington St. (22)
3. Bob Hoppe, HB, Auburn (33)
4. John Varone, HB, Miami (FL) (46)
5. Bill Atkins, HB, Auburn (59)
6. Henry Schmidt, T, USC (71)
7. Choice to Detroit
- *8a. Leon Burton, HB, Arizona St. (87)
(Choice from Chicago Cardinals)
- 8b. Ron Mills, HB, West Texas St. (95)
9. George Troutman, C, Capital (OH) (107)
- *10. Vel Heckman, T, Florida (119)
- *11. Hogan Wharton, T, Houston (131)
12. Pete Williams, T, Lehigh (143)
- 13a. James Yore, FB, Indiana (151)
(Choice from Pittsburgh)
- 13b. Harold Dukes, E, Michigan St. (155)
14. Max Fields, HB, College (167)
15. Choice to Detroit
16. George Shirkey, T, Stephen F. Austin (191)
17. John Wittenborn, T, SE Missouri St. (203)
18. Dennit Morris, G, Oklahoma (215)
19. Ronnie Mushatt, C, Grambling St. (227)
20. Jerry Mertens, E, Drake (239)
21. Don Christian, HB, Arkansas (251)
22. Bruce Hartman, T, Luther (263)
23. Larry Fields, HB, Utah (275)
- *24. Dee Mackey, E, East Texas St. (287)
25. Bill Kaczmarek, C, SW Missouri St. (299)
- *26. Hilliard Hill, E, USC (311)
27. Bob Witucki, E, Notre Dame (323)
28. Garland Warren, C, North Texas St. (335)
29. Herman Hodges, HB, Sam Houston (347)
- *30. Ted Stahura, T, Kansas St. (358)

1959
(Dec. 2, 1958/Jan. 22, 1959)
(Drafted 6th)

1a. Dave Baker, HB, Oklahoma	(5)
1b. Dan James, C, Ohio St. (Choice from Pittsburgh)	(8)
2. Bob Harrison, LB, Oklahoma	(17)
3. Eddie Dove, HB, Colorado	(29)
4. Monte Clark, T, USC	(41)
5. Frank Geremia, T, Notre Dame	(54)
6. Wally Bavaro, T, Holy Cross	(66)
7a. Don Rogers, LB, South Carolina (Choice from Chicago Cardinals)	(74)
*7b. Dan Colchico, E, San Jose St.	(78)
8. Lewis Akin, E, Vanderbilt	(90)
9. Robert Green, HB, Florida	(102)
10. Bronko Nagurski, T Notre Dame	(114)
11. Jack Hayes, HB, Trinity (TX)	(126)
12. Bill Korutz, C, Dayton	(138)
13. Bill Lopasky, G, West Virginia	(150)
14. Michael Dukes, FB, Clemson	(162)
15. Joe Belland, HB, Arizona St.	(174)
16. Bob Cook, HB, Idaho St.	(186)
17. Jerome Jurczak, C, Benedictine	(198)
18. Jack Cowley, T, Trinity (TX)	(210)
*19. Tom Osborne, HB, Hastings (NE)	(222)
*20. Toby Deese, T, Georgia Tech	(234)
21. Luther Carr, HB, Washington	(246)
22. Burnio McQueen, E, North Carolina A&T	(258)
23. Bruce Dollahan, T, Illinois	(270)
24. Craig Chudy, E, UCLA	(282)
*25. Roy Gee, G, Trinity (TX)	(294)
26. Ed Young, E, Louisville	(306)
27. Mel Semenko, T, Colorado	(318)
28. Mike McCluskey, HB, Washington	(330)
29. Jack Bolton, T, Puget Sound	(342)
30. Bob Carter, E, Denver	(354)

1960
(November 30, 1959)
(Drafted Alternately 10-11)

1. Monty Stickles, E, Notre Dame	(11)
2a. Mike Magac, G, Missouri (Choice from Washington)	(16)
* 2b. Carl Kammerer, LB, Pacific	(22)
3. Rod Breedlove, C, Maryland	(35)
4. Ray Norton, HB, San Jose St.	(46)
5. Len Rohde, T, Utah St.	(59)
6. Ola Lee Murchison, E, Pacific	(70)
7. Bob Waters, QB, Presbyterian	(83)
8a. Bill Mathis, HB, Clemson (Choice from Washington)	(88)
8b. Max Fugler, C, LSU	(94)
9. Bob Wasden, C, Auburn	(107)
10. Mel Branch, E, LSU	(118)
11a. Ed Pitts, T, South Carolina (Choice from Pittsburgh)	(126)
*11b. Ernest Hansen, C, Northern Arizona	(131)
*12. Jim Williams, T, North Carolina College	(142)
*13. Dean Hinshaw, T, Stanford	(155)
14. Gary Campbell, QB, Whittier	(166)
15. Mike Dowdie, LB, Texas	(179)
16. Jim Heinke, T, Wisconsin	(190)
17. Austin Gonsoulin, HB, Baylor	(203)
18. Carl Robinson, T, South Carolina St.	(214)
19. Bobby Pate, HB, Presbyterian	(227)
20. Jim Woodward, T, Lamar	(238)

1961
(Dec. 27-28, 1960)
(Drafted Alternately 9-10)

1a. Jimmy Johnson, HB, UCLA (Choice from Pittsburgh)	(6)
1b. Bernie Casey, FB, Bowling Green	(9)
1c. Billy Kilmer, QB, UCLA (Choice from New York via Baltimore)	(11)
2. Roland Lakes, T, Wichita St.	(24)
3. Bill Cooper, FB, Muskingum	(37)
4a. Aaron Thomas, E, Oregon St. (Choice from Pittsburgh)	(47)
4b. Dale Messer, HB, Fresno St.	(52)
*5a. Clark Miller, T, Utah St. (Choice from Dallas)	(58)
5b. Bob McCreary, T, Wake Forest	(65)
*6. Mike McClellan, HB, Oklahoma	(80)
7. Ray Purdin, HB, Northwestern	(93)
8. Neill Plumley, T, Oregon	(108)
*9a. Leon Donohue, T, San Jose St. (Choice from Pittsburgh)	(118)
9b. Everisto Nino, T, East Texas St.	(121)
10. Paul Hynes, HB, Louisiana Tech	(136)
11. Tony Parrilli, LB, Illinois	(149)
*12. Don Coffey, E, Memphis St.	(164)
13a. Tommy Hackler, E, Tennessee Tech (Choice from Pittsburgh)	(174)
*13b. Julius Fincke, T, McNeese St.	(177)
14. Bill Worrell, T, Georgia	(192)
15. Bob Sams, T, Central St. (OK)	(205)
16. Charlie Fuller, HB, San Francisco St.	(220)
17. Tom Jewell, G, Idaho St.	(233)
*18. Kay McFarland, RB, Colorado St.	(248)
19. Tom Simpson, T, Davidson	(261)
20. Jerry Perry, G, Central St. (OK)	(276)

1962
(December 4, 1961)
(Drafted 8th)

1. Lance Alworth, HB, Arkansas	(8)
2. Ed Pine, LB, Utah	(22)
3. Billy Ray Adams, FB, Mississippi	(36)
*4a. Charlie Sieminski, DT, Penn St. (Choice from Dallas)	(46)
*4b. Floyd Dean, LB, Florida	(50)
5a. Ted Woods, HB, Colorado (Choice from St. Louis Cardinals)	(62)
*5b. Mike Lind, FB, Notre Dame	(64)
6a. Keith Luhnnow, FB, Santa Ana (Choice from Washington)	(71)
6b. Jerry Brown, G, Mississippi (Choice from Pittsburgh)	(76)
6c. Bill Winter, G, West Virginia	(78)
7. John Burrell, E, Rice	(92)
8. James Vollenweider, HB, Miami (FL)	(106)
*9. Jim Roberts, T, Mississippi	(120)
10. Regis Coustillac, C, Pittsburgh	(134)
11. Larry Jepson, C, Furman	(148)
12. Milton McPike, E, Kirksville	(162)
13. George Pierovich, LB, California	(176)
14. Dick Easterly, DB, Syracuse	(190)
15. Ray Osborne, T, Mississippi St.	(204)
16. Ron Frank, T, South Dakota St.	(218)
17. Wally Foltz, E, De Pauw	(232)
18. Gary Brown, T, Illinois	(246)
19. Bob Burton, T, Murray St.	(260)
20. Rodger McFarland, DB, Kansas	(274)

1963
(December 3, 1962)
(Drafted Alternately 8-7)

1. Kermit Alexander, HB, UCLA	(8)
2. Walter Rock, G, Maryland	(21)
3. Don Lisbon, HB, Bowling Green	(36)

4. Choice to Chicago	
*4a. Harrison Rosdahl, G, Penn St. (Choice from Philadelphia)	(46)
4b. Hugh Campbell, E, Washington St. (Choice from Washington)	(50)
*5a. Vern Burke, E, Oregon St.	(64)
*5c. Jim Pilot, FB, New Mexico St. (Choice from Cleveland via Pittsburgh)	(65)
5b. Gary Moeller, LB, Ohio St. (Choice from Chicago)	(66)
6. Pat Emerick, LB, Western Michigan	(77)
7. Ernest DeCourley, DT, Moorehead St.	(92)
*8. Roger Locke, E, Arizona St.	(105)
*9. John Maczuzak, T, Pittsburgh	(120)
10. Dick Lopour, HB, Huron	(133)
11. Steve Shafer, QB, Utah St.	(148)
12. Robert Benton, T, Mississippi St.	(161)
13. Dick Shultz, T, Ohio	(176)
14. Bill Tobin, HB, Missouri	(189)
*15. Ollie Ross, FB, West Texas St.	(204)
16. Jim Bogdalek, DT, Toledo	(217)
17. Ken Reed, G, Tulsa	(232)
*18. John Sellers, T, Bakersfield J.C.	(245)
19. Bob Price, G, North Texas St.	(260)
20. Don Davis, HB, McMurry	(273)

1964
(December 2, 1963)
(Drafted 1st)

1. Dave Parks, E, Texas Tech	(1)
2. George Mira, QB, Miami (FL)	(15)
3. Dave Wilcox, LB, Oregon	(29)
*4. James Wilson, G, Georgia	(43)
5. Rudy Johnson, FB, Nebraska	(57)
*6. Gary Lewis, FB, Arizona St.	(71)
7. Hagood Clarke, DB, Florida	(85)
*8a. Bob Daugherty, HB, Tulsa	(99)
8b. Bob Poole, E, Clemson (Choice from Washington)	(102)
9. Howard Mudd, G, Hillsdale	(113)
*10. Fred Polser, T, East Texas St.	(127)
11. Dennis Almquist, G, Idaho	(141)
*12. Jim Long, FB, Fresno St.	(155)
13. Robert Brown, DT, Arkansas A&M	(169)
14. Ed Beard, T, Tennessee	(183)
15. James Griffin, E, Grambling St.	(197)
*16. Cornell Gordon, DB, North Carolina A&T	(211)
*17. Ken Brusven, T, Oregon St.	(225)
*18. Jerry Cole, E, Southwest Texas St.	(239)
19. Larry Rawson, HB, Auburn	(253)
20. Gene Baker, G, Whitworth	(267)

1965
(November 28, 1964)
(Drafted 2nd)

1a. Ken Willard, FB, North Carolina	(2)
1b. George Donnelly, DB, Illinois (Choice from Cleveland)	(13)
2. Joe Cerne, C, Northwestern	(16)
3a. Bob Schweickert, HB, Virginia Tech (Choice from N.Y. Giants)	(29)
3b. Jim Norton, T, Washington	(30)
3c. Jack Chapple, LB, Stanford (Choice from Baltimore)	(42)
*4. Larry Todd, WR, Arizona St.	(44)
*5. Dave McCormick, T, LSU	(58)
6. Choice to Cleveland	
7. Choice to Green Bay	
8. Choice to Minnesota	
9. Wayne Swinford, DB, Georgia	(114)
*10. Robert Cappadona, RB, Northeastern	(128)
*11. Steve Mass, T, Detroit	(142)
*12. Dave Plump, RB, Fresno St.	(156)

- 13. Greg Schumacher, LB, Illinois (170)
- 14. Frank Andruski, DB, Utah (184)
- 15. Joe Pabian, T, West Virginia (198)
- *16. Dave Hettema, T, New Mexico (212)
- 17. Len Frketch, E, Oregon St. (226)
- *18. Leon Stanridge, E, San Diego St. (240)
- 19. Dale Ford, QB—DB, Washington St. (254)
- *20. Dennis Duncan, HB, Louisiana College (268)

1966
(November 27, 1965)
(Drafted Alternately 10-11)

- 1. Stan Hindman, DE—G, Mississippi (11)
- *2. Bob Windsor, E, Kentucky (26)
- 3a. Alvin Randolph, DB, Iowa (37)
(Choice from Dallas)
- 3b. Dan Bland, DB, Mississippi St. (41)
- *4. Don Parker, G, Virginia (56)
- 5a. Mel Phillips, DB, North Carolina A&T (69)
(Choice from Dallas)
- 5b. Steve Smith, TE, Michigan (71)
- 6. Charles Johnson, DT, Louisville (91)
- 7. Choice to Baltimore
- 8. Dick Witcher, E, UCLA (119)
- 9. Kent Kramer, TE, Minnesota (133)
- 10. Ron Sbranti, LB, Utah (147)
- 11. Preston Ridlehuber, DB, Georgia (166)
- 12. Lyle Loebach, T, Simpson (180)
- *13. Jim Jackson, DB, Western Illinois (194)
- *14. Elmer Collett, C, San Francisco St. (208)
- *15. S.T. Saffold, WR, San Jose St. (222)
- 16. Jim LeClair, QB, C.W. Post (241)
- *17. Jim Breland, G, Georgia Tech (255)
- *18. Ron Parson, E, Austin Peay (269)
- *19. Dick Fitzgerald, T, Nebraska (283)
- *20. Willie Walker, LB, Baylor (297)

1967
(March 14, 1967)
(Drafted alternately 11-13)

- 1a. Steve Spurrier, QB, Florida (3)
(Choice from Atlanta)
- 1b. Cas Banaszek, TE, Northwestern (11)
- 2. Tom Holzer, T, Louisville (39)
- 3a. Frank Nunley, LB, Michigan (62)
(Choice from Pittsburgh)
- 3b. Bill Tucker, HB, Tennessee A&I (65)
- 4. Wayne Trimble, DB, Alabama (91)
- 5. Choice to Atlanta
- 6. Doug Cunningham, HB, Mississippi (145)
- 7. Milt Jackson, DB, Tulsa (170)
- 8. Walter Johnson, LB, Tuskegee (198)
- 9. Bob Briggs, T, Heidelberg (223)
- 10. Phil Meyers, WR, Northwest Okla. (248)
- 11. Ken Carmann, DT, Kearney (Neb.) (276)
- 12. James Hall, LB, Tuskegee (301)
- 13. Rich Gibbs, DB, Iowa (325)
- 14. Dalton Leblanc, WR, N.E. Louisiana (354)
- 15. Clarence Spencer, WR, Louisville (379)
- 16. Bart Templeman, C, Eastern Montana (404)
- 17. Dan Talbott, QB, North Carolina (432)

1968
(January 30-31, 1968)
(Drafted alternately 14-15)

- 1. Forrest Blue, C, Auburn (15)
- 2. Choice to St. Louis
- 3a. Lance Olssen, T, Purdue (65)
(Choice from Detroit)
- 3b. Skip Vanderbundt, LB, Oregon St. (69)
- 4. John Fuller, WR, Lamar (98)
- 5. Dwight Lee, RB, Michigan St. (125)
- 6a. Leo Johnson, WR, Tennessee St. (141)

- (Choice from New Orleans)
- 6b. Bill Belk, DE, Maryland St. (153)
- 7. Jerry Richardson, LB, Mississippi (179)
- 8a. Charles Brown, T, Augustana (SD) (206)
(Choice from N.Y. Giants)
- 8b. Tom Gray, WR, Morehead St. (207)
- 9. Casey Boyett, WR, Brigham Young (233)
- 10. Tommy Hart, LB, Morris Brown (261)
- 11. Dennis Fitzgibbons, G, Syracuse (287)
- 12. Henry Johnson, QB, Fisk (315)
- 13. Tom Mitrakos, C, Pittsburgh (341)
- 14. Alex Moore, RB, Norfolk St. (369)
- 15. Clarence Spencer, WR, Louisville (395)
- 16. Tom Rosenow, DT, Northern Illinois (423)
- 17. Dennis Patera, K, Brigham Young (449)

1969
(January 28-29, 1969)
(Drafted 16th)

- 1a. Ted Kwalick, TE, Penn St. (7)
(Choice from New Orleans)
- 1b. Gene Washington, WR, Stanford (16)
- 2. Choice to Pittsburgh via Cleveland
- 3. Choice to Dallas
- 4a. Jim Sniadecki, LB, Indiana (86)
(Choice from Detroit)
- 4b. Gene Moore, RB, Occidental (94)
- 5. Earl Edwards, DT, Wichita St. (120)
- 6. Jim Thomas, RB, Texas—Arlington (146)
- 7. Steve Van Sinderen, T, Washington St. (172)
- 8. Mike Loper, T, Brigham Young (198)
- 9. Hilton Crawford, DB, Grambling St. (224)
- 10. Dave Chapple, K, Santa Barbara (250)
- 11. Willie Peake, T, Alcorn St. (276)
- 12. Jack O'Malley, T, USC (302)
- 13. Paul Champlin, DB, Eastern Montana (328)
- 14. Tom Black, WR, East Texas St. (354)
- 15. Gary Golden, DB, Texas Tech (380)
- 16. Bob Hoskins, LB, Wichita St. (406)
- 17. Joe Rushing, LB, Memphis St. (432)

1970
(January 27-28, 1970)
(Drafted 9th)

- 1a. Cedrick Hardman, DE, North Texas St. (9)
- 1b. Bruce Taylor, DB, Boston (17)
(Choice from Washington)
- 2. Choice to Los Angeles
- 2. John Isenbarger, RB, Indiana (48)
(Choice from Philadelphia via Los Angeles)
- 3. Choice to Kansas City
- 4. Vic Washington, WR, Wyoming (87)
- 5. Gary McArthur, T, USC (113)
- 6. Rusty Clark, QB, Houston (139)
- 7. Jim Strong, RB, Houston (165)
- 8. Carter Campbell, LB, Weber St. (191)
- 9. Preston Riley, WR, Memphis St. (217)
- 10. Larry Schreiber, RB, Tennessee Tech (243)
- 11. Danny Crockett, WR, Toledo (269)
- 12. Bill Tant, T, Dayton (295)
- 13. Jim Vanderslice, LB, Texas Christian (321)
- 14. Jack King, G, Clemson (347)
- 15. Dave Delsignore, WR, Youngstown St. (373)
- 16. Scott Perkins, WR, Livingstone (NC) (399)
- 17. Mike Culton, P, Laverne (425)

1971
(January 28-29, 1971)
(Drafted alternately 18-19)

- 1. Tim Anderson, CB, Ohio St. (23)
- 2a. Ernie Janet, G, Washington (37)
(Choice from Green Bay)
- 2b. Joe Orduna, RB, Nebraska (49)

- 3a. Sam Dickerson, WR, USC (55)
(Choice from Philadelphia)
- 3b. Willie Parker, C, North Texas St. (75)
- 4. Tony Harris, RB, Toledo (101)
- 5a. Dean Shaternick, T, Kansas St. (114)
(Choice from Chicago)
- 5b. George Wells, LB, New Mexico St. (122)
(Choice from N.Y. Giants)
- 5c. Marty Huff, LB, Michigan (127)
- 6. Al Bresler, WR, Auburn (153)
- 7. John Watson, T, Oklahoma (179)
- 8. Jim McCann, K, Arizona St. (205)
- 9. Therman Couch, LB, Iowa St. (231)
- 10a. Ron Cardo, RB, Wisc.—Oshkosh (236)
(Choice from New Orleans)
- 10b. Ernie Jennings, WR, Air Force (257)
- 11. Joe Reed, QB, Mississippi St. (283)
- 12. Jim Bunch, DT, Wisconsin St. (309)
- 13. John Bullock, RB, Purdue (335)
- 14. Bill Dunstan, LB, Utah St. (361)
- 15. John Lennon, DE, Colgate (387)
- 16. Dave Purcell, DT, Kentucky (414)
- 17. Leroy Charlton, CB, Florida A&M (438)

1972
(February 1-2, 1972)
(Drafted alternately 19-18)

- 1. Terry Beasley, WR, Auburn (19)
- 2a. Ralph McGill, CB, Tulsa (28)
(Choice from N.Y. Giants)
- 2b. Jean Barrett, T, Tulsa (44)
- 3. Allen Dunbar, WR, Southern (71)
- 4. Windlan Hall, CB, Arizona St. (96)
- 5. Mike Greene, LB, Georgia (123)
- 6. Jackie Walker, S, Tennessee (148)
- 7. Edgar Hardy, G, Jackson St. (175)
- 8. Tom Wittum, P, Northern Illinois (200)
- 9. Jerry Brown, CB, Northwestern (227)
- 10. Steve Williams, DT, Western Carolina (252)
- 11. Tom Laputica, DE, Southern Illinois (279)
- 12. Steve Setzier, DE, St. John's (304)
- 13. Leon Pettigrew, T, San Fernando Valley (331)
- 14. Eric Guthrie, QB, Boise St. (356)
- 15. Bob Maddox, DE, Frostburg St. (383)
- 16. Ron Davis, G, Virginia St. (408)
- 17. Ted Alexander, RB, Langston (435)

1973
(January 30-31, 1973)
(Drafted alternately 18-19)

- 1. Mike Holmes, CB, Texas Southern (18)
- 2. Willie Harper, LB, Nebraska (41)
(Choice from N.Y. Giants)
- 2. Choice to St. Louis
- 3. Choice to Denver via Washington
- 4. Choice to San Diego via Washington
- 5a. Mike Fulk, LB, Indiana (112)
(Choice from Chicago)
- 5b. Ed Beverly, WR, Arizona St. (122)
- 6. Arthur Moore, DT, Tulsa (149)
- 7. John Mitchell, LB, Alabama (174)
- 8. David Atkins, RB, Texas—El Paso (201)
- 9. Roger Praetorius, RB, Syracuse (226)
- 10. Charlie Hunt, LB, Florida St. (253)
- 11. Tom Dahlberg, RB, Gustavus Adolphus (278)
- 12. Larry Pettus, T, Tennessee St. (305)
- 13. Alan Kelso, C, Washington (330)
- 14. Dennis Morrison, QB, Kansas St. (357)
- 15. Mike Bettiga, WR, Humboldt St. (382)
- 16. Mike Oven, TE, Georgia Tech (409)
- 17. Bob Erickson, G, North Dakota St. (434)

1974
(January 29-30, 1974)
(Drafted 10th)

- 1a. Wilbur Jackson, RB, Alabama (9)
- 1b. Bill Sandifer, DT, UCLA (10)
(Choice from New England)
- 2a. Keith Fahnhorst, T, Minnesota (35)
- 2b. Delvin Williams, RB, Kansas (49)
(Choice from Washington)
- 3. Choice to St. Louis
- 4a. Clint Haslerig, WR, Michigan (83)
(Choice from N.Y. Jets via New Orleans)
- 4. Choice to New Orleans
- 4b. Sammy Johnson, RB, North Carolina (90)
(Choice from Green Bay)
- 5. Choice to New Orleans
- 6. Mike Raines, DT, Alabama (138)
- 7. Kermit Johnson, RB, UCLA (166)
- 8. Jim Schnietz, G, Missouri (191)
- 9. Manfred Moore, RB, USC (216)
- 10. Glenn Gaspard, LB, Texas (244)
- 11. Greg Battle, S, Colorado St. (269)
- 12. Tom Hull, LB, Penn St. (294)
- 13. Tom Owen, QB, Wichita St. (322)
- 14. Walt Williamson, DE, Michigan (347)
- 15. Leonard Gray, TE, Long Beach St. (372)
- 16. Jack Connors, DB, Oregon (400)
- 17. Levi Stanley, G, Hawaii (425)

1975
(January 28-29, 1975)
(Drafted alternately 10-9)

- 1. Jimmy Webb, DT, Mississippi St. (10)
- 2. Greg Collins, LB, Notre Dame (35)
- 3. Choice to N.Y. Giants
- 3a. Jeff Hart, T, Oregon St. (71)
(Choice from Buffalo)
- 3b. Steve Mike-Mayer, K, Maryland (72)
(Choice from Washington)
- 3c. Wayne Baker, DT, Brigham Young (74)
(Choice from St. Louis)
- 4a. Cleveland Elam, DE, Tennessee St. (85)
(Choice from New Orleans)
- 4b. Frank Oliver, DB, Kentucky St. (87)
- 5. Wayne Bullock, RB, Notre Dame (114)
- 6. Choice to Kansas City
- 7. Choice to Buffalo
- 8. Preston Kendrick, LB, Florida (191)
- 9a. James Johnson, DB, Tennessee St. (218)
- 9b. Dan Natale, TE, Penn St. (223)
(Choice from Philadelphia)
- 9c. Ceasar Douglas, T, Illinois Wesleyan (230)
(Choice from St. Louis)
- 10. Donnie Layton, RB, South Carolina St. (243)
- 11. Gene Hernandez, DB, Texas Christian (270)
- 12. Rick Worley, QB, Howard Payne (295)
- 13. Dale Mitchell, LB, USC (322)
- 14. David Henson, WR, Abilene Christian (347)
- 15. Rich Lavin, TE, Western Illinois (374)
- 16. Choice to Baltimore
- 17. Choice to Baltimore

1976
(April 8-9, 1976)
(Drafted alternately 4 & 3)

- 1. Choice to New England
- 1. Choice from Houston to New England
- 2a. Randy Cross, C, UCLA (42)
- 2b. Eddie Lewis, CB, Kansas (57)
(Choice from Tampa Bay)
- 3. Choice from New Orleans to Kansas City
- 3. Choice to Dallas
- 4. Steve Rivera, WR, California (100)
(Choice from Philadelphia)

- 4. Choice to N.Y. Giants
- 5. Choice to Cincinnati
- 5. Tony Leonard, CB, Virginia Union (140)
(Choice from Detroit)
- 6a. Robert Pennywell, LB, Grambling St. (168)
- 6b. Scott Bull, QB, Arkansas (177)
(Choice from St. Louis)
- 7. Jay Chesley, DB, Vanderbilt (194)
- 8. John Ayers, T, West Texas St. (223)
- 9. Kenny Harrison, WR, Southern Methodist (250)
- 10. Robin Ross, T, Washington St. (275)
- 11. Paul Hofer, RB, Mississippi (305)
- 12. Gerald Loper, G, Florida (332)
- 13. Larry Brumfield, CB, Indiana St. (359)
- 14. Johnny Miller, LB, Livingstone (NC) (389)
- 15. Howard Stidham, LB, Tennessee Tech (416)
- 16. Reggie Lewis, DE, San Diego St. (443)
- 17. Darryl Jenkins, RB, San Jose St. (473)

1977
(May 3-4, 1977)
(Drafted 16th)

- 1. Choice to New England
- 2. Choice to New England
- 3. Elmo Boyd, WR, Eastern Kentucky (65)
(Choice from Houston)
- 3. Choice to N.Y. Jets
- 4. Stan Black, S, Mississippi St. (100)
- 5. Choice to Buffalo
- 6a. Mike Burns, CB, USC (141)
(Choice from Buffalo)
- 6b. Jim Harlan, C, Howard Payne (155)
- 7. Jim VanWagner, RB, Michigan Tech (183)
- 8. Choice to N.Y. Giants
- 9. David Posey, K, Florida (239)
- 10. Choice to Tampa Bay
- 11. Brian Billick, TE, Brigham Young (295)
- 12. Scott Martin, G, North Dakota (323)

1978
(May 2-3, 1978)
(Drafted 7th)

- 1a. Ken McAfee, TE, Notre Dame (7)
- 1b. Dan Bunz, LB, Long Beach St. (24)
(Choice from Miami)
- 2. Choice to Buffalo
- 2. Walt Downing, G, Michigan (47)
(Choice from Chicago)
- 3. Choice to Buffalo
- 3. Ernie Hughes, G, Notre Dame (79)
(Choice from Baltimore)
- 4. Terry LeCount, WR, Florida (91)
- 5. Choice to Baltimore
- 5a. Archie Reese, DT, Clemson (127)
(Choice from Houston via Kansas City and Chicago)
- 5b. Bruce Threadgill, DB, Mississippi St. (133)
(Choice from Miami)
- 6. Choice from Minnesota to Washington
- 6. Elliott Walker, RB, Pittsburgh (148)
- 7. Fred Quillan, C, Oregon (175)
- 8. Choice to Washington
- 9a. Herman Redden, DB, Howard (229)
- 9b. Dean Moore, LB, Iowa (233)
(Choice from Detroit)
- 9c. Steve McDaniels, T, Notre Dame (249)
(Choice from Denver)
- 10. Mike Connell, P, Cincinnati (260)
- 11. Willie McCray, DE, Troy St. (287)
- 12. Dan Irons, T, Texas Tech (314)

1979
(May 3-4, 1979)
(Drafted 1st)

- 1. Choice to Buffalo
- 2. James Owens, RB, UCLA (29)
- 3. Choice to Seattle
- 3. Joe Montana, QB, Notre Dame (82)
(Choice from Dallas via Seattle)
- 4. Choice to Buffalo
- 5a. Tom Seabron, LB, Michigan (111)
- 5b. Jerry Aldridge, RB, Angelo St. (119)
(Choice from Detroit)
- 6. Ruben Vaughan, DT, Colorado (138)
- 7. Phil Francis, RB, Stanford (166)
- 8. Choice to Green Bay
- 9. Steve Hamilton, DT, Missouri (221)
- 10a. Dwight Clark, WR, Clemson (249)
- 10b. Howard Ballage, CB Colorado (252)
(Choice from Tampa Bay)
- 11. Billy McBride, DB, Tennessee St. (276)
- 12. Rod Connors, RB, USC ('78 Supplemental Draft)

1980
(April 29-30, 1980)
(Drafted alternately 2 -1)

- 1. Choice to N.Y. Jets
- 1a. Earl Cooper, RB, Rice (13)
(Choice from N.Y. Jets)
- 1b. Jim Stuckey, DE, Clemson (20)
(Choice from Denver via N.Y. Jets)
- 2. Choice to Buffalo
- 2. Choice from Detroit to Minnesota
- 2. Keena Turner, LB, Purdue (39)
(Choice from Minnesota)
- 3. Choice to Los Angeles
- 3a. Jim Miller, P, Mississippi (65)
(Choice from Minnesota)
- 3b. Craig Puki, LB, Tennessee (77)
(Choice from Washington via Los Angeles)
- 4a. Ricky Churchman, S, Texas (84)
- 4b. David Hodge, LB, Houston (98)
(Choice from New England via Los Angeles)
- 5. Ken Times, DT, Southern (112)
- 6. Herb Williams, CB, Southern (139)
- 7. Choice to Cincinnati
- 8. Choice to Oakland.
- 8. Bobby Leopold, LB, Notre Dame (210)
(Choice from Oakland)
- 9. Choice to Detroit via Kansas City
- 9. Dan Hartwig, QB, Cal Lutheran (237)
(Choice from Oakland)
- 10. Choice to Pittsburgh
- 11. Choice to Miami
- 12. Choice to Pittsburgh

1981
(April 28-29, 1981)
(Drafted alternately 8-10)

- 1. Ronnie Lott, DB, USC (8)
- 2a. John Harty, DT, Iowa (36)
(Choice from Washington)
- 2. Choice to Chicago
- 2b. Eric Wright, DB, Missouri (40)
(Choice from Chicago)
- 3. Carlton Williamson, DB, Pittsburgh (65)
- 4. Choice to Dallas
- 5a. Lynn Thomas, DB, Pittsburgh (121)
- 5b. Arrington Jones, RB, Winston-Salem (122)
(Choice from Chicago)
- 6. Pete Kugler, DT, Penn St. (147)
- 7. Choice to Philadelphia
- 8. Garry White, RB, Minnesota (203)

- 9. Choice to Cincinnati
- 10. Choice to Baltimore
- 11. Ron DeBose, TE, UCLA (286)
- 12a. Major Ogilvie, RB, Alabama (313)
- 12b. Joe Adams, QB, Tennessee St. (322)
(Choice from Pittsburgh)

1982
(April 27-28, 1982)
(Drafted 27th)

- 1. Choice to New England
- 2. Bubba Paris, T, Michigan (29)
(Choice from New England)
- 2. Choice from Washington to New England
- 2. Choice to New England
- 3. Choice to San Diego
- 4. Choice to New England
- 5. Newton Williams, RB, Arizona St. (139)
- 6. Vince Williams, RB, Oregon (151)
(Choice from Oakland)
- 6. Choice to New Orleans
- 7. Ron Ferrari, LB, Illinois (195)
- 8. Choice to New Orleans
- 9. Bryan Clark, QB, Michigan St. (251)
- 10a. Dana McLemore, DB, Hawaii (269)
(Choice from Tampa Bay)
- 10b. Tim Barbian, DT, Western Illinois (279)
- 11. Gary Gibson, LB, Arizona (306)
- 12. Tim Washington, CB, Fresno St. (334)

1983
(April 26-27, 1983)
(Drafted alternately 5-8)

- 1. Choice to San Diego
- 2. Choice to L.A. Rams
- 2. Roger Craig, RB, Nebraska (49)
(Choice from San Diego)
- 3. Blanchard Montgomery, LB, UCLA (59)
(Choice from L.A. Rams)
- 3. Choice to L.A. Rams
- 4. Choice from Denver to L.A. Rams
- 4. Tom Holmoe, DB, Brigham Young (90)
- 5. Riki Ellison, LB, USC (117)
- 6. Choice to Tampa Bay
- 7. Gary Moten, LB, Southern Methodist (175)
- 8. Choice to San Diego
- 9. Mike Mularkey, TE, Florida (229)
- 9. Choice from Cleveland to Chicago
- 10. Jeff Merrill, NT, Nebraska (259)
- 11. Jesse Sapolu, C, Hawaii (289)
- 12. Choice to Chicago

1984
(May 1-2, 1984)
(Drafted alternately 23-24)

- 1. Todd Shell, LB, Brigham Young (24)
- 2. Choice to L.A. Raiders
- 2. John Frank, TE, Ohio St. (56)
(Choice from L.A. Raiders)
- 3. Guy McIntyre, G, Georgia (73)
(Choice from St. Louis)
- 3. Choice to St. Louis
- 4. Choice from Tampa Bay to Seattle
- 4. Choice to San Diego
- 5a. Michael Carter, DT, Southern Methodist (121)
(Choice from Atlanta)
- 5. Choice from Denver to Atlanta
- 5. Choice to St. Louis
- 5b. Jeff Fuller, LB, Texas A&M (139)
(Choice from Washington via L.A. Raiders)
- 6. Choice to Atlanta
- 7. Choice to New England
- 8. Choice to San Diego

- 9a. Lee Miller, DB, Fullerton St. (239)
(Choice from Chicago)
- 9b. Derrick Harmon, RB, Cornell (248)
- 10. Dave Moritz, WR, Iowa (275)
- 11. Kirk Pendleton, WR, Brigham Young (304)
- 12. Choice from Chicago to Miami
- 12. Choice to San Diego

U.S.F.L. Supplemental Draft
(June 5, 1984)
(Drafted 24th, 51st and 80th)

- 1. Derrick Crawford, WR, Memphis St. (24)
(From Memphis Showboats)
- 2. Joe Conwell, T, North Carolina (51)
(From Philadelphia Stars)
- 3. Mark Schellen, RB, Nebraska (80)
(From New Orleans Breakers)

1985
(April 30-May 1, 1985)
(Drafted 28th)

- 1. Jerry Rice, WR, Mississippi Valley St. (16)
(Choice from New England)
- 1. Choice to New England
- 2. Choice to New England
- 3. Ricky Moore, FB, Alabama (75)
(Choice from New England)
- 3. Choice to New England
- 4. Choice to Buffalo
- 5. Bruce Collie, T, Texas-Arlington (140)
- 6. Scott Barry, QB, UC Davis (168)
- 7. Choice to San Diego
- 8. Choice to New England
- 9. Choice to San Diego
- 10. Choice to Seattle
- 11. David Wood, DE, Arizona (308)
- 12. Donald Chumley, DT, Georgia (336)

1986
(April 29-30, 1986)
(Drafted 18th)

- 1. Choice to Dallas
- 1. Choice from Dallas to Buffalo
- 2. Choice from Buffalo to Detroit
- 2. Larry Roberts, DE, Alabama (39)
(Choice from Detroit)
- 2. Choice to Washington
- 3a. Tom Rathman, FB, Nebraska (56)
(Choice from Buffalo)
- 3b. Tim McKyer, CB, Texas-Arlington (64)
(Choice from Philadelphia)
- 3. Choice from Detroit to L.A. Rams
- 3c. John Taylor, WR, Delaware St. (76)
- 4a. Charles Haley, LB, James Madison (96)
(Choice from Cleveland via L.A. Rams)
- 4b. Steve Wallace, T, Auburn (101)
(Choice from Washington via L.A. Rams)
- 4c. Kevin Fagan, DT, Miami (FL) (102)
- 5. Choice to San Diego
- 5. Pat Miller, LB, Florida (131)
(Choice from Dallas)
- 6. Choice to Washington
- 6. Don Griffin, S, Middle Tenn. St. (162)
(Choice from N.Y. Jets)
- 7. Choice to New England
- 8a. Jim Popp, TE, Vanderbilt (203)
(Choice from Philadelphia)
- 8b. Roosevelt Snipes, RB, Florida St. ('85 Supplemental Draft)
- 9. Tony Cherry, RB, Oregon (240)
- 10a. Elliston Stinson, WR, Rice (267)
- 10b. Harold Hallman, LB, Auburn (270)
(Choice from Washington)
- 11. Choice to San Diego
- 12. Choice to Tampa Bay

1987
(April 28, 1987)
(Drafted 22nd)

- 1a. Harris Barton, T, North Carolina (22)
- 1b. Terrence Flagler, RB, Clemson (25)
(Choice from Washington)
- 2. Jeff Bregel, G, USC (37)
(Choice from Philadelphia)
- 2. Choice to Tampa Bay
- 3. Choice to Buffalo
- 4. Choice to Tampa Bay
- 5. Paul Jokisch, WR, Michigan (134)
- 6. Bob White, LB, Penn St. (162)
- 7. Steve DeLine, K, Colorado St. (189)
- 8. David Grayson, LB, Fresno St. (217)
- 9. Jonathan Shelley, CB, Mississippi (245)
- 10. John Paye, QB, Stanford (275)
(Choice from New England via L.A. Raiders)
- 11. Choice to L.A. Raiders from Phi. via 49ers
- 11. Calvin Nicholas, WR, Grambling St. (301)
- 12. Choice to L.A. Raiders

1988
(April 24-25, 1988)
(Drafted 25th)

- 1. Choice to L.A. Raiders
- 2a. Daniel Stubbs, DE, Miami (FL) (33)
(Choice from L.A. Raiders)
- 2b. Pierce Holt, DT, Angelo St. (39)
(Choice from Philadelphia via Tampa Bay)
- 2. Choice to Tampa Bay
- 3. Bill Romanowski, LB, Boston College (80)
- 4. Barry Helton, P, Colorado (102)
(Choice from Chicago via L.A. Raiders)
- 4. Choice to Tampa Bay
- 5. Choice to N.Y. Jets
- 5. Choice to Buffalo
- 6. Choice to Tampa Bay
- 7. Kevin Bryant, LB, Delaware St. (191)
- 8. Larry Clarkson, T, Montana (219)
- 9. Brian Bonner, LB, Minnesota (247)
- 10. Tim Foley, K, Georgia Southern (275)
- 11. Chet Brooks, CB, Texas A&M (303)
- 12. George Mira Jr., LB, Miami (FL) (331)

1989
(April 30-May 1, 1989)
(Drafted 28th)

- 1. Keith DeLong, LB, Tennessee (28)
- 2. Wesley Walls, TE, Mississippi (56)
- 3. Keith Henderson, RB, Georgia (84)
- 4. Mike Barber, WR, Marshall (112)
- 5. Johnny Jackson, DB, Houston (122)
(Choice from L.A. Raiders)
- 5. Choice to L.A. Raiders
- 6. Steve Hendrickson, LB, California (167)
- 7. Choice to San Diego
- 8. Choice to L.A. Raiders
- 9. Rudy Harmon, LB, LSU (251)
- 10. Andy Sinclair, C, Stanford (279)
- 11a. Jim Bell, RB, Boston College (289)
(Choice from L.A. Raiders)
- 11b. Norm McGee, WR, North Dakota (307)
- 12. Antonio Gross, LB, North Carolina (319)
(Choice from L.A. Raiders)
- 12. Choice to L.A. Raiders

1990
(April 22-23, 1990)
(Drafted 28th)

- 1. Dexter Carter, RB, Florida St. (25)
- 2a. Dennis Brown, DT, Washington (47)
(Choice from Minnesota via Dallas)

- 2b. Eric Davis, DB, Jacksonville St. (53)
- 3. Ronald Lewis, WR, Florida St. (68)
(Choice from Kansas City via Dallas)
- 3. Choice to Dallas
- 4. Dean Caliguire, C, Pittsburgh (92)
(Choice from L.A. Raiders)
- 4. Choice to L.A. Raiders
- 5. Choice to L.A. Raiders
- 6. Frank Pollack, T, Northern Arizona (165)
- 7. Choice to San Diego
- 8. Dwight Pickens, WR, Fresno St. (220)
- 9. Odell Haggins, DT, Florida St. (248)
- 10. Martin Harrison, DE, Washington (276)
- 11. Anthony Shelton, DB, Tennessee St. (289)
(Choice from Miami)
- 11. Choice to Dallas
- 12. Choice to L.A. Raiders

1991
(April 21-22, 1991)
(Drafted 26th)

- 1. Ted Washington, DT, Louisville (25)
- 2a. Ricky Watters, RB, Notre Dame (45)
(Choice from Cincinnati)
- 2. Choice to Cincinnati
- 2b. John Johnson, LB, Clemson (53)
- 3. Choice to Green Bay
- 4. Mitch Donahue, LB, Wyoming (95)
(Choice from Green Bay)
- 4. Choice to Cincinnati
- 5a. Merton Hanks, DB, Iowa (122)
(Choice from Green Bay)
- 5b. Harry Boatwain, T, New Haven (137)
- 6. Scott Bowles, T, North Texas St. (165)
- 7. Sheldon Canley, RB, San Jose St. (193)
- 8. Tony Hargain, WR, Oregon (221)
- 9. Louis Riddick, S, Pittsburgh (248)
- 10. Byron Holdbrooks, DT, Alabama (276)
- 11. Bobby Slaughter, WR, Louisiana Tech (304)
- 12. Cliff Confer, DE, Michigan St. (332)

1992
(April 26-27, 1992)
(Drafted 18th)

- 1. Dana Hall, S, Washington (18)
- 2. Amp Lee, RB, Florida St. (45)
- 3. Brian Bollinger, G, North Carolina (76)
- 4. Mark Thomas, DE, North Carolina St. (89)
(Choice from Green Bay)
- 4. Choice to Green Bay
- 5. Choice to Green Bay
- 6. Choice to Green Bay
- 6. Damien Russell, S, Virginia Tech (151)
(Choice from Pittsburgh)
- 7. Choice to Pittsburgh
- 8. Choice to Pittsburgh (from Green Bay)
- 8. Choice to Pittsburgh
- 9. Darian Hagan, WR, Colorado (242)
- 10. Corey Mayfield, NT, Oklahoma (269)
- 11. Tom Covington, TE, Georgia Tech (300)
- 12. Matt LaBounty, DE, Oregon (327)

1993
(April 25-26, 1993)
(Drafted 26th)

- 1. Choice to Phoenix from Kansas City
- 1. Choice to New Orleans from Phoenix
- 1a. Dana Stubblefield, DE, Kansas (26)
(Choice from New Orleans)
- 1b. Todd Kelly, DE, Tennessee (27)
- 2. Choice to San Diego from L.A. Raiders
- 2. Adrian Hardy, CB, Northwestern St. (48)
(Choice from San Diego)

- 2. Choice to Green Bay
- 2. Choice to L.A. Raiders from Dallas
- 3. Choice to L.A. Raiders from New Orleans
- 3. Choice to San Diego
- 4. Choice to San Diego
- 5. Artie Smith, DE, Louisiana Tech (116)
(Choice from Phoenix)
- 5. Choice to San Diego
- 6. Chris Dalman, G, Stanford (166)
- 7. Troy Wilson, DE, Pittsburgh St. (KS) (194)
- 8. Elvis Grbac, QB, Michigan (219)
(Choice from Minnesota)
- 8. Choice to San Diego

1994
(April 24-25, 1994)
(Drafted 23rd)

- 1a. Bryant Young, DT, Notre Dame (7)
(Choice from Atl. via Ind. & L. A. Rams)
- 1. Choice to L.A. Rams from San Diego
- 1. Choice to Dallas
- 1b. William Floyd, RB, Florida St. (28)
(Choice from Dallas)
- 2a. Kevin Mitchell, LB, Syracuse (53)
(Choice from Green Bay)
- 2. Choice to L.A. Rams
- 2b. Tyrone Drakeford, DB, Virginia Tech (62)
(Choice from Dallas)
- 3. Compensatory Choice to Green Bay
- 3a. Doug Brien, K, California (85)
(Compensatory Choice)
- 3b. Cory Fleming, WR, Tennessee (87)
(Choice from Denver)
- 3. Choice to Kansas City
- 3. Choice to Denver from Dallas
- 3. Compensatory Choice to L.A. Rams from Phi.
- 4. Choice to L.A. Raiders
- 5. Choice to Green Bay from Denver
- 5. Anthony Peterson, LB, Notre Dame (153)
- 6. Choice to Green Bay from San Diego
- 6. Lee Woodall, LB, West Chester (PA) (182)
- 6. Compensatory choice to Green Bay from Philadelphia
- 7. Choice to Dallas

1995
(April 22-23, 1995)
(Drafted 23rd)

- 1. J.J. Stokes, WR, UCLA (10)
(Choice from Atlanta via Cleveland)
- 1. Choice to Cleveland
- 2. Choice to L.A. Rams
- 3. Choice to Cleveland
- 4. Choice to Cleveland from Kansas City
- 4. Tim Hanshaw, TE, Brigham Young (127)
- 5. Choice to Detroit
- 6. Antonio Armstrong, LB, Texas A&M (201)
- 7. Herb Coleman, DE, Trinity (TX) (238)

1996
(April 20-21, 1996)
(Drafted 23rd)

- 1. Choice to Baltimore
- 2. Israel Ifeanyi, DE, USC (46)
(Choice from Oakland)
- 2. Choice to Oakland
- 3. Terrell Owens, WR, Tenn.—Chattanooga (89)
- 4. Choice to Oakland
- 4. Daryl Price, DE, Colorado (128)
(Compensatory Choice)
- 5. Iheanyi Uwaezueke, WR, California (160)
- 6. Stephen Pitts, RB, Penn St. (198)
- 7a. Sean Manuel, LB, New Mexico St. (239)
- 7b. Sam Manuel, LB, New Mexico St. (254)
(Compensatory Choice)

1997
(April 19-20, 1997)
(Drafted Alternately 26-27)

- 1. Jim Druckenmiller, QB, Virginia Tech (26)
- 2. Marc Edwards, FB, Notre Dame (55)
(Choice from Philadelphia)
- 2. Choice to Philadelphia
- 3. Greg Clark, TE, Stanford (77)
(Choice from Indianapolis)
- 3. Choice to Indianapolis
- 4. Choice to Miami
- 5. Choice to Indianapolis
- 6. Choice to Philadelphia
- 7. Choice to Philadelphia

1998
(April 18-19, 1998)
(Drafted Alternately 28-29)

- 1. R.W. McQuarters, CB, Oklahoma St. (28)
- 2. Jeremy Newberry, C, California (58)
- 3. Chris Ruhman, T, Texas A&M (89)
- 4. Lance Schulters, DB, Hofstra (119)
- 5. Phil Ostrowski, G, Penn St. (151)
- 6. Fred Beasley, RB, Auburn (180)
- 7. Choice to Chicago
- 7. Ryan Thelwell, WR, Minnesota (215)
(Choice from Pittsburgh via Atlanta)

1999
(April 17-18, 1999)
(Drafted 27th)

- 1. Reggie McGrew, DT, Florida (24)
(Choice from Miami)
- 1. Choice to Miami
- 2. Choice to Denver
- 3. Chike Okeafor, DE, Purdue (89)
- 4. Choice to Indianapolis
- 4a. Anthony Parker, DB, Weber St. (99)
(Choice from Indianapolis)
- 4b. Pierson Prioleau, DB, Virginia Tech (110)
(Choice from Philadelphia)
- 4. Choice to Cleveland
- 5. Choice to Miami
- 5a. Terry Jackson, RB, Florida (157)
(Choice from Miami)
- 5b. Tyrone Hopson, G, Eastern Kentucky (161)
- 6. Tai Streets, WR, Michigan (171)
- 6. Choice to Atlanta
- 7. Kory Minor, LB, Notre Dame (234)

2000
(April 15-16, 2000)
(Drafted Alternately 3-4)

- 1. Choice to Washington
- 1. Choice to NYJ from Car. via Was.
- 1a. Julian Peterson, LB, Michigan St. (16)
(Choice from NE via NYJ)
- 1b. Ahmed Plummer, CB, Ohio St. (24)
(Choice from Washington)
- 2a. John Engelberger, DE, Virginia Tech (35)
- 2b. Jason Webster, CB, Texas A&M (48)
(Choice from New York Jets)
- 3a. Giovanni Carmazzi, QB, Hofstra (65)
- 3b. Jeff Ulbrich, LB, Hawaii (86)
(Choice from Seattle)
- 4. Choice to Green Bay
- 4. John Keith, S, Furman (108)
(Choice from New York Jets via Green Bay)
- 4. Choice to Seattle from Washington
- 5a. Paul Smith, RB, Texas—El Paso (132)
- 5b. John Milem, DE, Lenoir—Rhyne (150)
(Choice from Baltimore via Detroit, St. Louis & Chicago)
- 5. Choice to Denver from Washington via Seattle
- 6. Choice to Chicago

- 7. Choice to Cleveland via Chicago
- 7a. Tim Rattay, QB, Louisiana Tech (212)
(Choice from New England via Philadelphia)
- 7b. Brian Jennings, TE, Arizona St. (230)
(Choice from Miami)

2001
(April 21-22, 2001)
(Drafted Alternately 9-10)

- 1. Andre Carter, DE, California (7)
(Choice from Dallas via Seattle)
- 1. Choice to Seattle
- 2. Choice to Green Bay
- 2. Jamie Winborn, LB, Vanderbilt (47)
(Choice from Green Bay)
- 3. Choice to Green Bay
- 3. Kevan Barlow, RB, Pittsburgh (80)
(Choice from Green Bay)
- 3. Choice to Sea. from NO via GB
- 4. Choice to Green Bay
- 5. Choice Forfeited
- 6a. Cedrick Wilson, WR, Tennessee (169)
(Choice from Chicago)
- 6. Choice to Detroit via New England
- 6b. Rashad Holman, CB, Louisville (179)
(Choice from Green Bay)
- 6c. Menson Holloway, DE, Texas—El Paso (191)
(Choice from Oakland via Seattle)
- 7a. Alex Lincoln, LB, Auburn (209)
- 7. Choice to Sea. from StL via GB
- 7b. Eric Johnson, TE, Yale (224)
(Choice from Miami via Washington)

2002
(April 20-21, 2002)
(Drafted 27th)

- 1. Mike Rumph, CB, Miami (FL) (27)
- 2. Choice to Buffalo
- 3. Saleem Rasheed, LB, Alabama (69)
(Choice from Buffalo)
- 3. Choice Forfeited
- 4a. Jeff Chandler, K, Florida (102)
(Choice from Buffalo)
- 4b. Kevin Curtis, S, Texas Tech (127)
- 5a. Brandon Doman, QB, Brigham Young (163)
- 5b. Josh Shaw, DT, Michigan St. (172)
(Compensatory Choice)
- 6. Mark Anelli, TE, Wisconsin (201)
- 7a. Eric Heitmann, G, Stanford (239)
- 7b. Kyle Kosier, G, Arizona St. (249)
(Compensatory Choice)
- 7c. Teddy Gaines, DB, Tennessee (256)
(Compensatory Choice)

2003
(April 26-27, 2003)
(Drafted 26th)

- 1. Kwame Harris, T, Stanford (26)
- 2. Anthony Adams, DT, Penn St. (57)
- 3. Andrew Williams, DE, Miami (FL) (89)
- 4. Brandon Lloyd, WR, Illinois (124)
- 5. Aaron Walker, TE, Florida (161)
- 6. Arnaz Battle, WR, Notre Dame (197)
- 7. Ken Dorsey, QB, Miami (FL) (241)

2004
(April 24-25, 2004)
(Drafted Alternately 16-15-14)

- 1. Choice to Philadelphia
- 1. Choice to Carolina from Philadelphia
- 1. Rashaun Woods, WR, Oklahoma St. (31)
(Choice from Carolina)
- 2a. Justin Smiley, G, Alabama (46)
- 2b. Shawntae Spencer, CB, Pittsburgh (58)
(Choice from Philadelphia)

- 3. Derrick Hamilton, WR, Clemson (77)
- 4a. Isaac Sopoaga, DT, Hawaii (104)
(Choice from Was. and NE via Chi.)
- 4. Choice to Chicago
- 4b. Richard Seigler, LB, Oregon St. (127)
(Choice from Carolina)
- 5. Choice to Chicago
- 6. Choice to Green Bay
- 6a. **Andy Lee, P, Pittsburgh (188)**
(Choice from Dallas via Green Bay)
- 6b. Keith Lewis, S, Oregon (198)
(Compensatory Selection)
- 7a. Cody Pickett, QB, Washington (217)
- 7b. Christian Ferrara, DT, Syracuse (226)
(Choice from Green Bay)

2005
(April 23-24, 2005)
(Drafted 1st)

- 1. Alex Smith, QB, Utah (1)
- 2. David Baas, G/C, Michigan (33)
- 3a. **Frank Gore, RB, Miami (FL) (65)**
- 3b. **Adam Snyder, G, Oregon (94)**
(Choice from Philadelphia)
- 4. Choice to Philadelphia (102)
- 5a. Ronald Fields, DT, Mississippi St. (137)
- 5b. Rasheed Marshall, WR, West Virginia (174)
- 6. Choice to Oak. through Phi., GB and NE
- 6. Derrick Johnson, DB, Washington (205)
(Choice from Philadelphia)
- 7a. Daven Holly, DB, Cincinnati (215)
- 7b. Marcus Maxwell, WR, Oregon (223)
(Choice from Detroit)
- 7c. Patrick Estes, TE, Virginia (248)
- 7d. Billy Bajema, TE, Oklahoma St. (249)

2006
(April 29-30, 2006)
(Drafted 6th)

- 1a. **Vernon Davis, TE, Maryland (6)**
- 1b. Manny Lawson, LB, North Carolina St. (22)
(Choice from Washington through Denver)
- 2. Choice to Atlanta via G.B. and Denver
- 3. Brandon Williams, WR, Wisconsin (84)
(Choice from Washington)
- 4. Michael Robinson, RB, Penn St. (100)
- 5. Parys Haralson, LB, Tennessee (140)
- 6a. Delanie Walker, TE, Central Missouri St. (175)
- 6b. Marcus Hudson, S, North Carolina St. (192)
(Choice from Tampa Bay)
- 6c. Melvin Oliver, DE, LSU (197)
(Choice from Jacksonville)
- 7. Vickiel Vaughn, S, Arkansas (254)

2007
(April 28-29, 2007)
(Drafted 11th)

- 1a. **Patrick Willis, LB, Mississippi (11)**
- 1b. **Joe Staley, T, Central Michigan (28)**
(Choice from New England)
- 2. Choice to Indianapolis (42)
- 3a. Jason Hill, WR, Washington St. (76)
- 3b. **Ray McDonald, DE, Florida (97)**
(Compensatory Choice)
- 4a. Jay Moore, LB, Nebraska (104)
(Choice from Washington)
- 4. Choice to New England (110)
- 4. Choice to Seattle (124)
- 4b. Dashon Goldson, S, Washington (126)
(Choice from NE through Ind.)
- 4c. Joe Cohen, DT, Florida (135)
(Compensatory Choice)
- 5. **Tarell Brown, CB, Texas (147)**
- 6. Thomas Clayton, RB, Kansas St. (186)
- 7. Choice to Cleveland (213)

2008
(April 26-27, 2008)
(Drafted 29th)

- 1. Choice to New Orleans via New England (10)
- 1. Kentwan Balmer, DT, North Carolina (29)
(Choice from Indianapolis)
- 2. Chilo Rachal, G, USC (39)
- 3. Choice to Chicago
- 3. Reggie Smith, CB, Oklahoma (75)
(Choice from Chicago)
- 4. Cody Wallace, C, Texas A&M (107)
- 5. Choice Forfeited (142)
- 6. Joshua Morgan, WR, Virginia Tech (174)
- 7. Larry Grant, LB, Ohio St. (214)

2009
(April 25-26, 2009)
(Drafted 10th)

- 1. **Michael Crabtree, WR, Texas Tech (10)**
- 2. Choice to Carolina (43)
- 3. Glen Coffee, RB, Alabama (74)
- 4. Choice to Carolina (111)
- 5a. Scott McKillop, LB, Pittsburgh (146)
- 5b. Nate Davis, QB, Ball State (171)
- 6. Bear Pascoe, TE, Fresno St. (184)
- 7a. Curtis Taylor, S, LSU (219)
- 7b. Ricky Jean Francois, DE, LSU (244)

2010
(April 22-24, 2010)
(Drafted 13th)

- 1a. **Anthony Davis, T, Rutgers (11)**
(Choice from Denver)
- 1. Choice to Denver (13)
- 1b. **Mike Iupati, G, Idaho (17)**
(Choice from Carolina)
- 2. Taylor Mays, S, USC (49)
- 3. Choice to San Diego (73)
- 3. **NaVorro Bowman, LB, Penn State (91)**
(Choice from San Diego)
- 4. Choice to Denver (113)
- 5. Choice to Miami (145)
- 6a. **Anthony Dixon, RB, Mississippi St. (173)**
(Choice from San Diego)
- 6b. Nate Byham, TE, Pittsburgh (182)
- 6c. **Kyle Williams, WR, Arizona St. (206)**
(Compensatory Selection)
- 7. Phillip Adams, CB, South Carolina St. (224)

2011
(April 28-30, 2011)
(Drafted 7th)

- 1. **Aldon Smith, LB, Missouri (7)**
- 2. **Colin Kaepernick, QB, Nevada (36)**
(Choice from Denver)
- 2. Choice to Denver (45)
- 3. Choice to Jacksonville (76)
- 3. **Chris Culliver, CB, South Carolina (80)**
(Choice from Jacksonville)
- 4. Choice to Denver (108)
- 4. **Kendall Hunter, RB, Oklahoma St. (115)**
(Choice from San Diego)
- 5. Choice to Denver (141)
- 5. **Daniel Kilgore, G, Appalachian St. (163)**
(Choice from Green Bay)
- 6. Choice to Green Bay (174)
- 6a. Ronald Johnson, WR, Southern California (182)
(Choice from Jacksonville)
- 6b. Colin Jones, S, Texas Christian (190)
(Choice from Seattle)
- 7a. **Bruce Miller, FB, Central Florida (211)**
- 7. Choice to Green Bay through Detroit (231)
- 7b. Michael Person, G, Montana State (239)
(Compensatory Choice)
- 7c. Curtis Holcomb, CB, Florida A&M (250)
(Compensatory Choice)

2012
(April 26-28, 2012)
(Drafted 30th)

1. A.J. Jenkins, WR, Illinois	(30)
2. LaMichael James, RB, Oregon	(61)
3. Choice to Indianapolis	(92)
4. Choice to Miami	(97)
(Choice from Indianapolis)	
4. Choice to Carolina	(103)
(Choice from Miami)	
4. Joe Looney, G, Wake Forest	(117)
(Choice from Detroit)	
4. Choice to Detroit	(125)
5. Darius Fleming, LB, Notre Dame	(165)
6a. Trenton Robinson, S, Michigan State	(180)
(Choice from Carolina)	
6. Choice to Detroit	(196)
(Choice from Miami)	
6b. Jason Slowey, OL, Western Oregon	(199)
7. Cam Johnson, LB, Virginia	(237)

2013
(April 25-27, 2013)
(Drafted 31st)

1. Eric Reid, S, LSU	(18)
(Choice from Dallas)	
1. Choice to Dallas	(31)
2. Choice to Tennessee	(34)
(Choice from Kansas City)	
2a. Cornelius "Tank" Johnson, DT, Florida St.	(40)
(Choice from Tennessee)	
2b. Vance McDonald, TE, Rice	(55)
(Choice from Green Bay)	
2. Choice to Green Bay	(61)
3. Choice to Dallas	(74)
(Choice from Carolina)	
3. Corey Lemonier, LB, Auburn	(88)
(Choice from Green Bay)	
3. Choice to Green Bay	(93)
4a. Quinton Patton, WR, Louisiana Tech	(128)
4b. Marcus Lattimore, RB, South Carolina	(131)
(Compensatory Selection)	
5. Quinton Dial, DT, Alabama	(157)
(Choice from Indianapolis)	
6. Choice to Green Bay	(173)
(Choice from Cleveland)	
6. Nick Moody, LB, Florida St.	(180)
(Choice from Miami)	
6. Choice to Green Bay	(216)
(Choice from Tennessee)	
7a. B.J. Daniels, QB, South Florida	(237)
7b. Carter Bykowski, T, Iowa St.	(246)
(Compensatory Selection)	
7c. Marcus Cooper, CB, Rutgers	(252)
(Compensatory Selection)	